

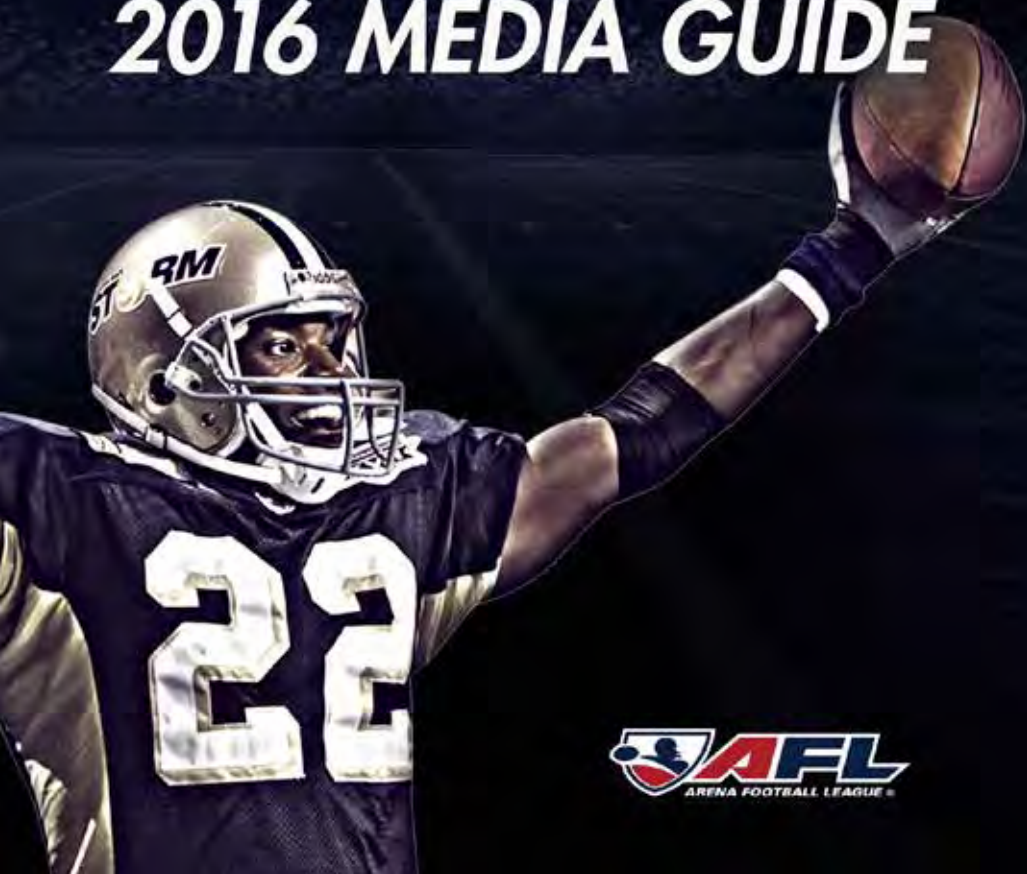
# 25

SEASONS

OF ARENA FOOTBALL

## TAMPA BAY STORM

# 2016 MEDIA GUIDE





# 2016 SEASON SCHEDULE

FRIDAY, APRIL 1	VS		7:00 PM
SATURDAY, APRIL 9	AT		7:00 PM
SATURDAY, APRIL 16	AT		9:00 PM
SUNDAY, MAY 1	VS		2:00 PM
MONDAY, MAY 9	AT		7:00 PM
FRIDAY, MAY 13	AT		7:30 PM
MONDAY, MAY 23	VS		7:30 PM
SUNDAY, MAY 29	VS		2:00 PM
MONDAY, JUNE 6	AT		10:00 PM
SATURDAY, JUNE 11	VS		5:00 PM
SATURDAY, JUNE 18	VS		7:30 PM
FRIDAY, JUNE 24	AT		7:30 PM
MONDAY, JULY 11	AT		10:00 PM
SATURDAY, JULY 16	VS		4:00 PM
SATURDAY, JULY 23	VS		5:00 PM
SUNDAY, JULY 31	AT		5:00 PM

STAFF	2
<b>EXECUTIVE</b>	
CHAIRMAN	4
CEO	5
PRESIDENT	6-7
STAFF	8-18
<b>PLAYERS</b>	
TRAINING CAMP ROSTER	20-21
PLAYERS	22-54
<b>2015 SEASON IN REVIEW</b>	
GAME RECAPS	56-91
PLAYER PARTICIPATION	92
STARTING LINEUPS	93
TRANSACTIONS & RESULTS	94-95
STORM STATISTICS	96-98
AFL FINAL STANDINGS	99-100
<b>STORM HISTORY</b>	
PITTSBURGH GLADIATORS	102-103
FRANCHISE TIMELINE	104-107
WAR ON I-4	108-109
MEMORABLE MOMENTS "WAR ON I-4"	110-113
ACCOMPLISHMENTS UNDER TIM MARCUM	114-115
ACCOMPLISHMENTS UNDER WOODY KERN	116
STORM LEGENDS	117
HALL OF FAME MEMBERS	118
25 GREATEST PLAYERS/ALL TIME RESULTS	119
SEASON BY SEASON STATISTICS	120-152
<b>STORM RECORDS</b>	
LAST TIME (REGULAR & POST SEASON)	154-155
INDIVIDUAL REGULAR SEASON HIGHS	156-157
TEAM REGULAR SEASON MOST & LEAST	158-161
CAREER LEADERS	162-163
SEASON LEADERS	164-165
GAME LEADERS	166-167
ALL-TIME VS. AFL	168-169
AWARD WINNERS	170-171
ALL-TIME POINTS SCORED	172-173
SITUATIONAL RECORD	174
COLLEGES REPRESENTED	175
ALL-TIME ROSTER	176-189
ALL-TIME ATTENDANCE	190-191
ALL-TIME COACHES	192
<b>PLAYOFFS</b>	
PLAYOFF HISTORY	194
ARENABOWL APPEARANCES	195-203
INDIVIDUAL RECORDS	204-205
TEAM RECORDS	506
PLAYOFF SITUATIONAL	207
ALL-TIME PLAYOFF RECORDS	208-210
<b>AFL</b>	
AFL MISSION STATEMENT/FAN BILL OF RIGHTS	212
COMMISSIONER BUTERA	213
AFL TEAM INFO	214-219
AFL SEASON SCHEDULE	220-221
NATIONAL BROADCAST SCHEDULE	222
ESPN BROADCAST SCHEDULE	223
RULES OF THE GAME	224
GLOSSARY OF TERMS	225
MISCELLANEOUS	226
PLAYOFF QUALIFICATIONS	227
LEAGUE OFFICIALS & AFL PR CONTACTS	228

<b>SIDELINES</b>	
CHEERLEADERS	230-231
AMALIE ARENA INFORMATION	232-233
BROADCAST INFORMATION	234
MEDIA DIRECTORY	235
MEDIA GUIDELINES	236-237
SOCIAL MEDIA	238-239
<b>YEARS IN THE AFL:</b>	29th Season
<b>TEAM COLORS:</b>	Blue, Gold & White
<b>ALIGNMENT:</b>	American Conference
<b>HOME ARENA:</b>	Amalie Arena
<b>CAPACITY:</b>	18,555
<b>HEAD COACH:</b>	Lawrence Samuels
<b>SAMUELS RECORD:</b>	15-21
<b>SAMUELS WITH STORM:</b>	15-21
<b>2014 OVERALL:</b>	7-11
<b>2014 SOUTH DIVISION:</b>	2-4
<b>ALL-TIME:</b>	252-173
<b>ALL-TIME REG. SEASON:</b>	229-157
<b>ALL-TIME P.O.:</b>	23-16
<b>ADDRESS:</b>	401 Channelside Drive Tampa, Florida 33602
<b>PHONE:</b>	813.276.7300
<b>FAX:</b>	813.307.5902
<b>TICKETS:</b>	813.301.6600
<b>SPONSORSHIP SALES:</b>	813.301.6500
<b>STORM ONLINE:</b>	TampaBayStorm.com
<b>AFL ONLINE:</b>	ArenaFootball.com

The 2016 Tampa Bay Storm Media Guide was produced by the Tampa Bay Storm Communication Department. Information within is for use by accredited members of the news media. Those desiring to use this information for commercial purposes must contact the Tampa Bay Storm Communications Department. The guide is based on information available through March 24, 2016.

Statistical Information Provided by: The Stat Guys, Storm Media Relations Dept  
Executive Editor: Ben Shotten  
Cover Design, Layout: Justin Langley  
Photography: Chris Arnold, Scott Audette; Mitchell Davis; Michael Manelli; KC Rossman; Steve Waltmann

**PATENT AND TRADEMARK NOTICE:** Notice: AFL, arenafootball2 & Design, Arena Football Championship Game, Hometown Football, and all the names, symbols, emblems, logos and colors of the AFL and the AFL Operator Members are trademarks owned by AFL and Chicago, Illinois. Arena, Arena Football, The 50-Yard Indoor War, Football With a Bite, In Your Face Football, War on the Floor, Don't Blink, The Fastest Game on Turf, High Scoring! Heart Stopping! Helmet Popping!, Brawl Inside the Wall, and Wall 2 Wall Brawl are trademarks owned by Arena Football League, Chicago, Illinois, and are used under license. IRONMAN is a trademark of World Triathlon Corporation, Tarpon Springs, Florida and is used under license. The Arena Football Game System and Method of play is protected under U.S. Patent No. 4911433 and used under license.

# STAFF DIRECTORY

## EXECUTIVE STAFF

Owner, Governor & Chairman  
CEO and President, Amalie Arena  
and Tampa Bay Lightning,  
President, Storm  
Executive VP of Communications  
Executive VP of Sales and Marketing  
EVP and General Counsel  
EVP, Partnership Dev. & Activation  
EVP and GM, Amalie Arena  
VP, Corporate Relations  
VP of Human Resources  
VP of Corporate & Community Affairs  
VP Guest Experience  
SVP of Event Management  
VP of Ticket Ops  
VP of Game Presentation  
Exec. Dir., Lightning Foundation and  
VP, Philanthropy And Comm. Initiatives  
VP, Marketing  
VP of Finance  
Exec. Asst. to CEO/General Counsel

Jeff Vinik  
  
Steve Griggs  
Derrick Brooks  
Bill Wickett  
Jarrod Dillon  
Jim Shimberg  
Bill Abercrombie  
Darryl Bengé  
Phil Esposito  
Keith Harris  
Dave Andreychuk  
Mary Milne  
Kevin Preast  
John Mannino  
John Franzone

Elizabeth Frazier  
Eric Blankenship  
Doug Riefler  
Sabrina Odria

## STORM

Head Coach  
Vice President Football Operations  
Player Personnel Director  
Asst. Head Coach  
Off. Assistant Coach  
Off. And Def. Line Coach  
Media Relations Manager  
Administrator Coordinator  
Football Operations Coord.  
Football Operations Assistant  
Football Operations Assistant  
Football Operations Assistant  
Football Operations Assistant  
Medical Director  
Head Athletic Trainer  
Head Equipment Manager  
Team Chiropractor  
Cheerleader Director

Lawrence Samuels  
Jeff Gooch  
David Wilson  
Dean Cokinos  
Shane Stafford  
Benjie McDowell  
Ben Shotten  
Bryanna Revez  
Brandon Lang  
Kyle Clise  
Ricky McEwen  
Wes Rasmussen  
Stetson  
Dr. Jonathon Phillips  
Leigh Baker  
Paul Brace  
Dr. Susan Welsh  
Kindra Ebanks

## ARENA MANAGEMENT

General Manager, SportService  
S.r Facilities Project Manager  
Director of Facility & Event Services  
Platinum Svcs. Manager  
Event Manager  
Event Coordinator  
Event Ops. Coordinator  
Facility Operations Manager  
Guest Services Manager  
Event Coordinator  
Operations Analyst  
Director of Security  
Security Manager  
Manager of Facility Services  
Facility Services Shift Manager  
Facility Services Shift Manager  
Facility Services Shift Manager  
Facility Services Manager  
Electrician  
Electrician  
Engineer  
Engineer  
Engineer  
Engineer  
Plumbing Technician  
HVAC/Plumbing Technician  
HVAC Technician

Bruce Ground  
Michael O'Donnell  
Rhett Blewett  
Susan Danielik  
Kim Seeley  
Alayn Hornick  
Justin Bechtold  
Steven Butler  
Tripp Turbiville  
Samantha Nemeroff  
Sam Carr  
Daryl Niles  
Kevin Alexander  
Ken Ramella  
Amy Ford  
Stevan Simms  
Brendon Hite  
Michael Silva  
Will Jamrozik  
Paul Wright  
Anthony Adams, Jr.  
Tyree Boone  
James Carpenter  
Donald Chemiske  
Luis Olivera  
Jeffery Gray  
Daniel Lynn  
Marcus Vaughn

## AUDIO/VIDEO/GAME ENTERTAINMENT

Director of Production Systems  
Audio / Visual Manager  
Production Systems Coordinator  
Video Production Manager  
Motion Graphics Manager  
Motion Graphics Coordinator  
Motion Graphics Coordinator  
A/V Coordinator

Jorge Rosell  
JC Kent  
Tyler Brewer  
Brian Fink  
Ryan Bushey  
Josh Boyd  
Kristin Cullina  
Jim Wilson

## BROADCASTING

Director of Radio Programming  
Radio Broadcaster  
Radio Broadcaster  
Audio Manager

Matt Sammon  
Jack Harris  
Darek Sharp  
Tom Gilbert

## COMMUNITY RELATIONS & LIGHTNING FOUNDATION

Sr. Director of Community Relations  
Executive Dir.,  
Community Hockey Development  
Community Hockey Manager  
Community Hockey Coor.  
Community Hockey Coor.  
Sr. Lightning Foundation Coor.  
Community Rel. Coor.  
Lightning Foundation Coor.

Kasey Smith  
  
Jay Feaster  
Tom Garavaglia  
Josh Dreith  
Kristen Bowness  
Amanda Puccinelli  
Kristina Hjertkvist  
Sarah Costello

## PARTNERSHIP DEVELOPMENT & ACTIVATION

Sr. Dir. of Partnership Development  
Sr. Mng. of Partnership Development  
Partnership Development Executive  
Part. Dev. And Strategy Exec.  
Director of Partnership Activation  
Partnership Activation Manager  
Partnership Activation Manager  
Partnership Activation Coordinator

Mike Harrison  
Casey Cole  
Justin Versaggi  
Joshua Korlin  
Julia Wyman  
Shannon Burrows  
Michael Wozoney  
Emily Williams

## EXECUTIVE SUITE SALES & SERVICE

Sr. Director of Suite Sales  
Sr. Executive Suite Sales Manager  
Sr. Executive Suite Sales Manager  
Executive Suite Specialist  
Executive Suite Specialist  
Suite Sales Manager  
Loge Service Specialists

Matt Hill  
Adam Laws  
Katie Valone  
Toni Connor  
Erin Bailey  
Michael Sarage  
Valerie Mirelman

## BUSINESS STRATEGY AND ANALYTICS

Dir of Business Strategy & Analytics  
CRM Manager

Chris Kamke  
TJ Auferio

## FINANCE

Finance Manager  
Senior Accountant/Staff Accountant  
  
Mng. Accounts Payable / Receivable

Michelle Davidson  
Tim Ennis  
Scott Peterson  
Donna Clark /  
Angela Edwards

## HUMAN RESOURCES & LEGAL

Director of H.R.  
Associate General Counsel  
HR Generalist  
HR Assistant  
Front Desk Administrator  
Mail Room Attendant  
Talent Coordinator

Nicole Parente  
Danna Haydar  
Charlea Jackson  
Molly Weisbrod  
Audrey Flowers  
Angelina Evans  
Autumn Chamberlain

## MARKETING

Creative Director  
Live Events Manager  
Live Events Coor.  
Senior Event Marketing Manager  
Sr. Event Marketing Manager  
Database Marketing Manager  
Digital Media Manager  
Social Media Coordinator  
Senior Graphic Designer  
Graphic Designer  
Graphic Designer  
Project Manager  
Sports Marketing Coordinator  
Mascot Coordinator  
Media Buyer

Brittany Austin  
Kelli Yeloushan  
Marc Chodosh  
Angela Lanza  
Kayla Groff  
Patrick Abts  
Andrew DeWitt  
Kinsey Janke  
Carolina Bermudez  
Nick Meader  
Matt Turner  
Jenna Baldwin  
Justin Savoie  
Patrick Gardenier  
Samantha Krone

## PUBLIC RELATIONS

Public Directions Director  
Editorial Content Manager  
Beat Writer  
Feature Reporter  
Digital Video Coordinator  
Team Photographer

Brian Breseman  
Trevor Van Knotsenburg  
Bryan Burns  
Michelle Gingras  
Gabe Marte  
Scott Audette

## SEASON TICKET MEMBERSHIP

Sr. Dir. of Season Ticket Membership  
Manager of Member Services  
Asst. Mng of Season Ticket Membership  
Account Membership Executive  
Account Membership Executive  
Account Membership Executive  
Account Membership Executive  
Account Membership Executive  
Asst. Mgr., Mem. Svcs./Team Lead  
Member Services Executive  
Member Services Executive  
Member Services Coordinator

Travis Pelleymounter  
Lakisha Sharpe  
Thomas Gregory  
Shannon Dixie  
Dan Schlindwein  
Danny Rowen  
Nate Black  
Madelyn Anthony  
Daniel Lozada  
Jason Hill  
Meghan Iacofano  
Leslie Redfield  
Rachel Kilman

## TICKET OFFICE

Sport Ticket Supervisor  
Event Ticket Supervisor  
Premium / Staffing Supervisor  
Sports Ticket Coordinator

Helen Junker  
Bobby Loman  
Missy Davis  
Hayden Buttner,  
Krisjan Mackus

## TICKET SALES

Sr. Dir of New Business Development  
Directors, Inside Sales / Group Sales

Ryan Bringer  
Ryan Cook  
Ryan Niemeyer  
TJ Abone  
Tommy Curtis  
Adam Lawson  
Brian Specia  
Rich Sadowsky  
Jim Van Dam  
Brian Boksen,  
Oisín Crean, Chris Duffy  
Tyler Thompson, Kyle Laga  
John Curry,  
Jordan Monbarren  
Paige Fisher  
Nicky Gordon  
Derek Moore  
Charlene Beverly

Ticket Service Coordinator



# TAMPA BAY STORM

# STAFF





## JEFF VINIK CHAIRMAN | TAMPA BAY STORM

Jeff Vinik purchased the Tampa Bay Lightning on March 3, 2010, and the Tampa Bay Storm on January 31, 2011. Vinik is the Chairman of the Lightning and Storm, and serves as the Lightning's Governor on the NHL's Board of Governors.

Upon acquiring both teams, Vinik, now 56, pledged to make the Lightning organization "world-class," creating a first-rate fan experience while putting together a team of which Tampa Bay sports fans would be proud, on and off the ice. He often asks, "Why can't the Tampa Bay Lightning be the Green Bay Packers of the National Hockey League?"

Vinik promptly hired hockey Hall-of-Famer and four-time Stanley Cup Champion Steve Yzerman as Vice President and General Manager, and then named lauded sports business executive Tod Leiweke as the Chief Executive Officer of the Lightning. In January of 2011, Vinik detailed a vision that included a team inspired by championship values; an organization committed to Tampa Bay, giving back through leadership, mentoring and charitable contributions; and a state-of-the-art venue. He would then go on to hire Professional Football Hall of Famer and Super Bowl Champion, Derrick Brooks as President of the Storm.

The Storm unveiled a new logo and uniform that debuted for the 2012 season, and a fans were able to experience a privately-funded building renovation to the publicly-owned Tampa Bay Times Forum (now named Amalie Arena) that totaled more than \$60 million. The renovation concluded during the summer of 2012 when the organization installed the largest center-hung, high-definition vision board in any arena in the United States and Canada, a \$5 million investment.

Vinik, along with his wife, Penny, made an impact in the Tampa Bay community in 2011 by pledging more than \$10 million to be donated through the Lightning Foundation over five years to the Lightning Community Heroes program. The Heroes program honors a local hero and a representative charity with \$50,000 at all of the team's 41 home games each season. To date, over \$10 million has been donated to more than 300 local non-profits in honor of over 215 community heroes.

The organization also committed 4,000 hours of community service each season through its employee volunteer program, C.H.A.R.G.E. (Contributing Hours Across our Region through our Generous Employees). Since the program's inception, Lightning staff members have surpassed their goal each year and volunteered more than 5,000 hours annually at various charitable outings around the Bay area. Tampa Bay sports fans have embraced Vinik's vision as the Lightning's attendance increased an NHL best 11.3% during the 2010-11 season and the Tampa Bay Storm finished the 2014 season first in the AFL in overall attendance.

Vinik and his family increased their commitment to Tampa Bay in 2012, moving to South Tampa from the Boston area. Jeff and Penny served as the chairs of the American Cancer Society's 2012 Cattle Baron's Ball, and the family extended its charitable giving in the Tampa Bay community beyond the heroes program, directly touching local non-profits, including the Florida Aquarium, Tampa Museum of Art, the United Way of Suncoast, Metropolitan Ministries, the Boys and Girls Clubs of Tampa Bay and Tampa Preparatory School. Penny Vinik is the chair of a community arts initiative which is enabling Tampa Bay-based artists to display their works throughout Amalie Arena and she is a board member of Tampa Museum of Art and Tampa Preparatory School.

Away from Amalie Arena, Vinik's Strategic Property Partners, LLC (SPP) has purchased numerous parcels of land around the arena in recent years, including Channelside Bay Plaza, a retail complex to the east, in July of 2014. Also in 2014, SPP announced plans for a hotel, retail and residential complex on a parking lot to the immediate west of Amalie Arena. Vinik's hope is to revitalize Tampa's Channel District and create synergy between attractions in the area with the arena acting as the centerpiece.

Vinik grew up in New Jersey, and attended high school at Riverdale Country School in New York City, before graduating from Duke University (1981) with a Bachelor of Science degree in Engineering and Economics. Jeff went on to earn his Masters of Business Administration degree from the Harvard Business School, graduating in 1985.

Jeff and Penny reside in South Tampa and have four children: Danny, Jared, Kyra, and Joshua.



## STEVE GRIGGS CEO

STEVE GRIGGS is entering his first season as chief executive officer of the Tampa Bay Lightning, Tampa Bay Storm and Amalie Arena after being named to the position on July 24, 2015. Prior to being tabbed as CEO he spent one year as team president and four as chief operating officer. Griggs first joined the organization as COO on August 31, 2010. He oversees all of the organization's operations, including all concerts and events held at Amalie Arena.

During Griggs' tenure with the Lightning the team has seen significant increases in attendance, jumping nearly 12 percent from 15,497 per game in 2009-10 to 17,269 in 2010-11, his first with the team. Overall average attendance has grown by more than 21 percent, or greater than 3,000 fans per game since he joined the team while revenues have also continually increased. Tampa Bay's success continued in 2014-15, ranking ninth in average attendance in the NHL with 18,823, outpacing traditional hockey markets such as Vancouver, Pittsburgh, Buffalo and Boston. The team's continued impressive numbers at the gate can be attributed to increases in brand management, increased value, enhanced customer service as well as overall fan experience. Under Griggs' guidance, the Bolts also have seen a significant boost in corporate partnerships as well as higher renewal and activation rates. The Lightning have also posted season ticket renewal rates of more than 90 percent and nearly doubled the base since the 2009-10 season, totaling more than 13,000 season ticket memberships, while luxury suites and Amalie Arena's new loge boxes are sold out entering the 2014-15 season.

During the summer of 2015, the three-year renovation total reached greater than \$85 million which has enhanced the experience of fans, season ticket members, and corporate partners. Projects have included a signature stage with pipe organ, Coors Light Between the Pipes; new seats throughout the arena; reconstructed executive suites; a paradise deck overlooking downtown, the Bud Light Party Deck; a grand entry with an improved, guest-friendly ticket office and merchandise store; a fully renovated club level with loge boxes; a new outdoor deck on the East side of Amalie Arena overlooking Channelside Bay Plaza; as well as a new \$5 million center-hung scoreboard, just to name a few. Under Griggs' guidance, the Lightning have ranked in the Top 10 amongst 123 major sports teams in ESPN's "Ultimate Standings" three of the previous four years, including sixth in 2014.

Before coming to Tampa Bay, he spent nearly three years serving as executive vice president of sales and marketing for the Orlando Magic. During his time in Orlando, Griggs oversaw the Magic's corporate partnerships, premium sales and services, season ticket services and operations, brand management, event presentation and ticket sales departments. Griggs also directed strategic sales and marketing efforts for the new Amway Center, which opened in October 2010.

Griggs was extremely influential in growing the Orlando season ticket base to more than 14,000, sporting 75 consecutive sellouts and ranking second overall in the ESPN Ultimate Standings. Griggs also established the Champions of the Community partnership program for the team's founding partners of the new Amway Center. He led all digital signage platforms that made the Amway Center one of the most technologically advanced buildings in North America. Griggs re-engineered the Magic brand while introducing a new primary logo, new third jersey and establishing the BeMagic and EnterLegend campaigns.

Prior to joining the Magic, Griggs served for eight years as the vice president of sales and service for the Minnesota Wild of the National Hockey League and its parent company, Minnesota Sports & Entertainment (MSE). In Minnesota, Griggs' responsibilities included overseeing all Wild and MSE ticket sales and service, corporate sales and service, suite sales and service, retail operations as well as group and event suite sales. Before joining the Wild, Griggs served as the vice president of corporate sales and service for Sportsco International, LP and SkyDome. The Aurora, Ontario native also worked for Maple Leaf Sports & Entertainment (MLSE), the NBA's Toronto Raptors (1994-99) and the NHL's Toronto Maple Leafs (1998-99) as the director of ticket sales and service, where he led the sales and relocation efforts from historic Maple Leaf Gardens into Air Canada Centre in Toronto.

Griggs, and his wife, Janell, have a daughter and a son.



## DERRICK BROOKS TEAM PRESIDENT

Derrick joined the Tampa Bay Storm as team president in April of 2011. He is entering his sixth season as President of the Storm. He is responsible for the overall day-to-day operations of the team. Brooks has led the charge to remold the team to fit in with the “world-class” vision of team chairman and owner Jeff Vinik. He has spearheaded the effort of the team to recast itself as the preeminent team of the AFL as the team enters its 29th season.

A long-time fixture in the Tampa Bay community Brook brings a wealth of football experience as well as keen business acumen to the Storm. Recognized for his hard work in the community as much as he is for his hard hits on the football field, Brooks remains one of the most community-minded players in the NFL and has parlayed that

into a lasting impression on the Tampa Bay community. Through his foundation, Derrick Brooks Charities, Inc., Brooks has made it his life’s mission to positively impact the lives of youth in the Tampa Bay area and beyond.

The Brooks Bunch program served as the cornerstone of Derrick’s community involvement leading the way for the formation of Derrick Brooks Charities, Inc. The Brooks Bunch was founded in 1997, and consisted of youth from the Wilbert Davis, Ybor City, and Brandon Boys & Girls Clubs. As a rookie, Brooks began to visit the Boys & Girls Clubs as a way to encourage and motivate the children to excel in the classroom. During one visit, Brooks realized through conversation with a young girl that the kids at the club had not experienced things that average Americans take for granted. Thus, the idea behind the Brooks Bunch was born.

What started as a day trip on an airplane to Fort Lauderdale has blossomed into a program that incorporates a classroom element, a panel presentation, and behavior and grade assessments, all while leading up to trips around the country and around the globe. Brooks has accompanied his Bunch on seven educational journeys altogether, including a college tour to New York, Chicago, and Tallahassee, and trips to Atlanta, Washington, D.C., and the western United States. In 2000 and 2005, Brooks Bunch members who earned their way traveled with Brooks to South Africa where they visited Johannesburg, Cape Town, Robben Island, and Sabi Sabi safari camp.

In addition to the Brooks Bunch program, Derrick Brooks Charities, Inc., includes annual programs such as the college preparatory program “First and Goal” which prepares first-generation college attendees for their next step in life – post secondary education, something that never looked like a reality to them. The Brooks Bunch Scholarship Program provides Semester Stipends for the students that have successfully completed the First and Goal Program and qualify with program minimums of 12 credit hours and a minimum GPA of 2.5. Derrick’s outreach also includes the Rites of Passage Program, a mentoring program for young ladies. Other initiatives include the annual Game Day Ticket Program, Thanksgiving Feeding and Christmas Party.

In August of 2007, Derrick realized one of his lifelong goals with the opening of the Brooks-DeBartolo Collegiate High School, a public charter school sponsored by Hillsborough County Public Schools. There are currently over 250 students enrolled with a three-year goal of reaching a total enrollment of 500. Through a partnership with the DeBartolo family, and a strong board of directors, Derrick was able to oversee the implementation of the only traditional charter high school in the Tampa Bay area. Brooks-DeBartolo’s mission is to provide a rigorous and relevant academic environment where both students and teachers achieve excellence through high expectations, collaboration and support.

Brooks has been the recipient of several prestigious awards, including the 2000 Walter Payton/NFL Man of the Year award, the 2003 Bart Starr Award, and the 2004 Bryon “Whizzer” White Award, and the 2008 JB Award through the NFL Players association, all of which recognize an NFL player annually for their commitment to the communities in which they live. In addition, he received the 2013 Arena Football League Commissioner’s Award which recognized his efforts in turning the Storm into a model organization for the rest of the league.

From 2003 to 2011, Brooks occupied a seat on the board of trustees of Florida State University, a position to which he was appointed to by former Governor Jeb Bush. Brooks attended FSU where he was a four-year letterman on his way to becoming a First Team All-American, a First Team All-Atlantic Coast Conference selection, and a participant in the

Senior Bowl during his senior season. Brooks graduated from FSU with a Bachelor’s degree in business communications before adding his Master’s in the same subject in 1999. In 2006, Derrick also received his Doctorate in Humane Letters from St. Leo’s University.

Derrick has also joined the boards of the Florida Department of Education Foundation, St. Leo’s University and Brooks-DeBartolo Charities, Inc. In 2007 he was appointed by Governor Charlie Christ as the Chairman for the Governor’s Council on Physical Fitness, helping to address the issue of childhood obesity in the State of Florida.

In 2009, Derrick expanded his career as a football commentator on First Take for ESPN, and the Morning Drive with Bob Papas on the SIRIUS Satellite Radio NFL Station. He also hosted the Derrick Brooks Radio Show on AM 620 WDAE from 1997 to 2009 and currently he co-hosts the Legends Hour with Steve Duernig, a show they have done since 2009.

Derrick Brooks has long been one of the most respected players in the National Football League. A seasoned veteran of the NFL, Brooks holds the distinction of being the only Buccaneers player to be named to 11 Pro Bowls. He started over 200 consecutive games, at the time, most among active NFL defenders. His ability to run down some of the league’s top playmakers led Brooks to become the most prolific tackler in Buccaneers history with over 1,900 career tackles.

The 2002 season ranks as the best of Derrick’s career, during which he led Tampa Bay to its first Super Bowl championship, was named AP Defensive Player of the Year and racked up numerous All-Pro and MVP team honors from various sports publications and organizations. Brooks is just the fifth player in NFL history whose career accomplishments include the trifecta of ten consecutive Pro Bowl appearances, AP Defensive Player of the Year honors, and a Super Bowl championship. He was elected to the Pro Football Hall of Fame Class of 2014 on February 1, 2014.

Derrick is married to Carol and has four children, Brianna Monai, Derrick Brooks, Jr., Darius Dewan, and Dania Denice.

## AWARDS AND RECOGNITION

### IN THE COMMUNITY


- Founder of Derrick Brooks Charities
- Co-founder of Brooks-DeBartolo Collegiate High School
- 2000 Walter Payton NFL Man of the Year Award - honoring a player’s volunteer and charity work, as well as his excellence on the field.
- 2003 Bart Starr Award - honoring a player’s commitment to serving as a positive role model to his family, teammates, and community.
- 2004 Byron “Whizzer” White Award - honors work in the community as the NFL player who best served his team, community and country in the spirit of Byron “Whizzer” White, who was a Supreme Court justice, professional football player and humanitarian.
- 2008 JB Award through the NFL Players Association
- 2011 Tampa Bay Business Journal Up & Comers Award
- 2013 Great Floridian Award
- 2013 Arena Football League Commissioner’s Award
- 2014 Arena Football League Executive of the Year

### APPOINTMENTS

- Florida State University Board of Trustees (2003-2011)
- Chairman for the Governor’s Council on Physical Fitness, State of Florida, 2007
- Served on various boards: Florida Department of Education Foundation, St. Leo University and Brooks-Debartolo Collegiate High School

### ON THE FIELD

- Florida State University - four-year letterman, Two-time College Football All-America Team, Three-time All-ACC First-Team, 1993 ACC Defensive Player of the Year
- Tampa Bay Buccaneers - Super Bowl XXXVII winner, 2002 AP Defensive Player of the Year, 11-time Pro Bowl selection, Nine-time All-Pro selection, 2004 Pro Bowl MVP
- Pro Football Hall of Fame Class of 2014



## JEFF GOOCH

VICE PRESIDENT | FOOTBALL OPERATIONS

Jeff Gooch enters his sixth season as Vice President of Football operations with the Tampa Bay Storm. He joined the Storm in April of 2011. Gooch is responsible for overseeing the day to day operations of the club, including, but not limited to, managing players and personnel, team finances and budgets, travel plans and football operations staff.

Gooch came to the Storm following a stint with the Jacksonville Jaguars of the NFL as the team's BLESTO scout. His duties with the Jaguars included scouting college football programs and their athletes across the southeast for draft purposes. Prior to joining the Jaguars scouting personnel, Gooch interned with the Jaguars scouting staff for two seasons.

Gooch played 10 seasons as a linebacker in the National Football League for the Tampa Bay Buccaneers (1996-2001, 2004-05) and Detroit Lions (2002-03). He began his NFL career as an undrafted rookie free agent with the Buccaneers in 1996 and was teammates with Storm President Derrick Brooks. During his career he recorded 282 tackles, two sacks, and one interception in 137 games. Gooch was named the Yale Lary Award winner as the Detroit Lions special teams MVP in 2002.

Gooch attended Austin Peay University, where he played from 1992-95 and graduated with a degree in business administration. Gooch recently finished work on his master's in business administration with the University of Phoenix. He was born to Georgia and Billy Gooch on October 31, 1974 in Nashville, Tennessee. Jeff attended John Overton H.S. (Nashville, TN) where in addition to playing football, he ran track and field. Gooch and his wife, Tonya, have a son, Dorian (13) and live in the Tampa Bay area.



## LAWRENCE SAMUELS

HEAD COACH

21 ST AFL SEASON | 20TH WITH THE STORM  
3RD AS HEAD COACH

The Tampa Bay Storm and Arena Football League Hall of Famer, Lawrence Samuels, enters his third season as the head coach of the Tampa Bay Storm. This is his 20th season with the Storm and 21st in the Arena Football League. Prior to becoming head coach of the Storm, Samuels spent two seasons with the team as an assistant coach.

Before joining the Storm coaching staff in 2012, he spent the 2011 season as the wide receivers coach at Central State (Wilberforce, OH) where he was the passing game coordinator and assisted in coaching the special teams units. Prior to that he was the consummate professional and veteran wider receiver with the Tampa Bay Storm where he assisted in the development of new and rookie receivers teaching them how

to break down film and write up scouting reports.

During his tenure as a wide receiver with the Storm he held several high school coaching positions where he instructed high school athletes in the fundamentals of the wide receiver and defensive back positions, as well as assembled weekly scouting reports and film breakdowns.

He also coached for USA football at their numerous summer football camps sponsored by the National Football League. His duties included fundamental and skills teaching at the wide receiver and defensive back positions and tutoring team skills, life skills and leadership.

Samuels served two stints as the wide receiver coach at his alma mater West Alabama, where he learned the intricacies of coaching, coordinating the passing game, mentoring and advising student-athletes, coordinating conditioning programs, recruiting student-athletes and monitoring NCAA academic rules and regulations.

He was the AFL's all-time leading wide receiver prior to the end of his career. He was the first player in AFL history to record 1,000 receptions and the sixth player ever in professional football to reach that milestone. He retired as the Storm all-time leader in receptions (967), receiving yards (11,078), receiving touchdowns (160), points scored (1,076), fumble recoveries (32), forced fumbles (20) and tackles (455.5) and was second in all-purpose yards (11,651) and interceptions (32).

He is one of only two players in the history of the AFL to earn both MVP and Ironman of the Game honors in an Arena Bowl. He was a member of three AFL Championships teams and one of the greatest two-way players to ever play the game of Arena Football. He will be inducted into the Arena Football Hall of Fame during the 2014 season.

He and his wife Kellei live in Wesley Chapel with their two daughters Landry and Wilson.

### COACHING CAREER

2014-Present	Head Coach	Tampa Bay Storm (AFL)
2013	Offensive Coordinator	Tampa Bay Storm (AFL)
2012	Assistant Coach Wide Receivers  Interim Offensive Coordinator	Tampa Bay Storm (AFL)
2011	Assistant Coach Wide Receivers	Central State University (Div. II)
2009-10	Wide Receivers   Defensive Backs Coach	East Lake H.S. (Palm Harbor, FL)
2009	Wide Receivers Coach	USA Football
2005-06	Assistant Coach Wide Receivers	Wharton H.S. (Tampa, FL)
2005-05	Assistant Coach Wide Receivers  Defensive Backs	Sickles H.S. (Tampa, FL)
2002-03	Assistant Coach Wide Receivers   Lineman	Central H.S. (Brooksville, FL)
1998-00	Assistant Coach Wide Receivers	University of West Alabama (Div. II)
1993-94	Assistant Coach Wide Receivers	University of West Alabama (Div. II)



## DAVE WILSON

DIRECTOR OF PLAYER PERSONNEL  
5TH AFL SEASON | 5TH WITH THE STORM

Wilson enters his fifth season with the Tampa Bay Storm. Wilson adds more than 25 years football experience to the Tampa Bay Storm staff, having won championships at several levels including a Division I NCAA National Championship, Division II NCAA National Championship, Florida State High School Championship, a Southeastern Conference Championship and an Atlantic Coast Conference Championship. While serving as the director of player personnel, he also is a coach for Football University and the U.S. Army All-American Bowl.

Prior to joining the Storm he served as the special teams coach and recruiting coordinator for the Georgia Tech Yellow Jackets where he played an instrumental role

in the recruitment of such players as Calvin 'Megatron' Johnson and Tashard Choice.

Wilson joined the Yellow Jackets staff after spending five seasons with Jackie Sherrill at Mississippi State where he served as the director of football operations, recruiting coordinator and tight ends coach during his tenure. He also served two one-year stints with the Florida State Seminoles under the tutelage of legendary head coach Bobby Bowden.

He also made coaching stops at Nicholls State, where he served as the assistant head coach, and at Troy State from 1983-85 where he was a part of the 1984 Division II National Championship team. Additionally he spent eight years coaching high school football in Pensacola and Fort Walton Beach where he had the opportunity to coach Derrick Brooks, Danny Wuerffel and E.G. Green among many others.

A United States Air Force Vietnam era veteran and native of Atlanta, Georgia, he is married to the former Tammy Groce of Athens, Alabama and the couple has a daughter Holly, son-in-law, Josh and son Austin who is a member of the U.S. Navy, as well as five grandchildren.

### COACHING CAREER

2011-Present	Director of Player Personnel	Tampa Bay Storm (AFL)
2010-2011	Head Coach	Elkmont H.S. (Elkmont, AL)
2002-2006	Dir. of Football Operations   Sp. Teams Coord.   Recruiting Coord.	Georgia Tech (FBS)
1997-2002	Asst. to Head Coach   Recruiting Coord.   Tight Ends Coach	Mississippi State (FBS)
1996-1997	Recruiting Coordinator	Florida State (FBS)
1994-1996	Head Coach	Pensacola H.S. (Pensacola, FL)
1993-1994	Asst. to Head Coach & Recruiting Coord.   Linebacker Coach	Nicholls State (Div. II)
1992-1993	Asst. to Defensive Coordinator & Recruiting Coordinator	Florida State (Div. I)
1990-1992	Defensive Coordinator   Linebacker Coach	Ft. Walton Beach H.S. (Fort Walton Beach, FL)
1988-1990	Defensive Coordinator   Linebacker & Defensive Backs Coach	B.T. Washington H.S. (Pensacola, FL)
1986-1988	Offensive Coordinator   Defensive Coordinator	Woodham H.S. (Pensacola, FL)
1983-1986	WR Coach   OLB Coach   RB Coach   Recruiting Coordinator	Troy State (Div. II)

## DEAN COKINOS

ASSISTANT HEAD COACH  
8TH AFL SEASON | 1ST WITH THE STORM

Dean Cokinos enters his first season as the assistant head coach of the Tampa Bay Storm. This is his first season with team and eighth in the Arena Football League.

Cokinos began his AFL coaching career the Nashville Kats in 2005. He would go on to serve as the team's Assistant Head Coach, Offensive Coordinator and Director of Personnel from 2005 – 2007. While he was with Nashville, Cokinos scouted professional arena and indoor league players for the Tennessee Titans of the National Football League.

In 2010, Cokinos was named the Head Coach of the Alabama Vipers, a team that would relocate to Georgia as the Force in September of that year. While with the Force, Cokinos would help lead the team to two consecutive playoff appearances in 2011 and 2012.

Cokinos also has experience coaching in af2 with the Tennessee Valley Vipers. He was the team's head coach in 2008 and 2009, leading the Vipers to an ArenaCup Championship over the Spokane Shock in 2008. The 2008 af2 championship game was voted as the top af2 game of all-time.

After his time with the Force, Cokinos returned to Alabama and was named the head coach of the Alabama Hammers of the PIFL in 2013. Cokinos would find immediate success in the PIFL, leading the Hammers to its first-ever Championship and earning Coach of the Year Honors.

After a two-year stint with the Hammers, Cokinos returned to the AFL when he was named the head coach of the New Orleans VooDoo.

During his time in the AFL, Cokinos also served on the six-man AFL Coaches Advisory Board and was proactive in enforcing league rules and policies.

Cokinos has international football experience from his time in the German Football League, which served as an NFL Europe developmental ground. Cokinos was a Head Coach and General Manager of teams in Munich and Berlin.

Cokinos also has experience coaching at the collegiate level serving as an assistant coach at Austin Peay State University, The University of West Alabama and the University of Massachusetts. Cokinos coached current Storm head coach Lawrence Samuels during his tenure at the University of West Alabama.

Cokinos and his wife, Trina, have two daughters, Isidora and Alexandria, and reside in Franklin, Tennessee.

### COACHING CAREER

2016	Assistant Head Coach	Tampa Bay Storm (AFL)
2015	Head Coach	New Orleans VooDoo (AFL)
2013-14	Head Coach/VP of Football Operations	Alabama Hammers (PIFL)
2010-12	Head Coach/Director of Player Personnel	Georgia Force (AFL)
2008-09	Head Coach/Director of Player Personnel	Tennessee Valley Vipers/Alabama Vipers (af2)
2005-07	Assistant Head Coach/Director of Player Personnel	Nashville Kats (AFL)
2004	Head Coach/General Manager	San Angelo Stampede (IFL)
2002-03	Head Coach/Director of Football Operations	Wilkes-Barre/Scranton Pioneers (af2)
1994-01	Head Coach/General Manager	German Football League (NFL Developmental)
1992	Defensive Backs Coach	Livingston University/University of West Alabama (Div. II)
1991	Outside Linebacker Coach	Austin Peay University (FCS)
1990	Running Backs/Receivers Coach	University of Massachusetts – Boston
1986	Head Freshman Coach	Holbrook High School (Holbrook, MA)

## SHANE STAFFORD

OFFENSIVE ASSISTANT COACH  
9TH AFL SEASON | 6TH WITH THE STORM

Stafford enters his ninth season in the Arena Football League and sixth with the Storm. It will be Stafford's first season as the team's offensive assistant coach. His primary role will be to help develop the quarterbacks and receivers with Storm head coach, Lawrence Samuels.

Stafford began his AFL career with the Tampa Bay Storm in 2001. He would spend five seasons with the team, becoming one of the greatest statistical quarterbacks in team history. He would finish his career as the team's all-time leader in pass completions (1,357), pass attempts (2,143), passing yardage (15,667) and passing touchdowns (289), leading the team to four playoff berths in five seasons.

In 2007, Stafford would go on to play two seasons (2007-08) with the Orlando Predators, before moving on to the Dallas Vigilantes in 2010. He would begin his coaching career in 2010 when he transitioned from being the Vigilantes' starting quarterback to being named the Vigilantes' offensive coordinator.

Stafford began his professional playing career in 2000, when he played for the Tallahassee Thunder of the af2. He had stints in the National Football League with the Cleveland Browns, Tampa Bay Buccaneers and New England Patriots. Stafford has played internationally with the Scottish Claymores of NFLE. Stafford would finish his AFL career completing 2,113-of-3,293 passes for 24,525 yards and 451 touchdowns.

The Sinking Spring, Pennsylvania native played collegiately at the University of Connecticut. He finished his Huskies career second all-time in passing yards (8,875), attempts (1,026), completions (563) and total offensive yards (8,829). He also tied the school's all-time passing touchdown record with 73.

Stafford has also coached locally at the high school level, serving as the quarterbacks coach for Tampa Catholic High School.

### COACHING CAREER

2016	Offensive Assistant Coach	Tampa Bay Storm (AFL)
2010	Offensive Coordinator	Dallas Vigilantes (AFL)

## BENJAMIN "BENJI" MCDOWELL

OFFENSIVE/DEFENSIVE LINE COACH  
4TH AFL SEASON | 1ST WITH THE STORM

McDowell enters his fourth season in the Arena Football League and first with the Storm. This will be McDowell's first season as the team's offensive and defensive line coach. His primary role will be to help develop both the offensive and defensive line.

McDowell began his professional career with the Tennessee Valley Vipers of the af2 in 200. He would spend three seasons with the Vipers, winning an ArenaCup in 2008. In 2011, McDowell moved on to play for the Georgia Force, playing with the team for two seasons.

In 2013, McDowell began his coaching career, joining current Storm Assistant Head Coach Dean Cokinos with the Alabama Hammers. He would spend two seasons on the coaching staff, helping lead the team to a PIFL Championship in 2013.

McDowell joined the University of Georgia coaching staff in 2015 as a defensive intern. At Georgia, he would go on to help implement the defensive coaches' game plans.

### COACHING CAREER

2016	Offensive/Defensive Line Coach	Tampa Bay Storm (AFL)
2015	Defensive Line Intern	Georgia (NCAA – FBS)
2013-14	Defensive Coach	Alabama Hammers (PIFL) Wide Receive





## BEN SHOTTEN

MEDIA RELATIONS MANAGER

Ben Shotten enters his fifth season with the Tampa Bay Storm. His responsibilities include public, media and community relations as well as production of the Storm media guide, game day programs, game notes and media packets. He is also the primary contact for player and coach interviews.

He is also an adjunct professor at Western Michigan Cooley Law School, where he teaches Sports Law.

The Commack, New York native, served as an intern and media relations assistant with the Storm in 2012 where his duties included game day preparation, assisting in the preparation of game notes, drafting press releases, creating and editing original content, and other various duties.

Prior to joining the Storm, Shotten was an attorney with a law firm in Lansing, Michigan, and practiced in several areas of the law.

Shotten graduated from the State University of New York at Albany and received a Juris Doctor degree from Cooley Law School. He also holds a Master of Sport Administration from Canisius College. Shotten is a member of the State Bar of Michigan, and licensed to practice in the U.S. District Court for the Eastern and Western Districts of Michigan. He lives in Riverview.

## KINDRA EBANKS

DIRECTOR | CHOREOGRAPHER  
STORM CHEERLEADERS




Kindra, a Tampa native, has been involved with cheerleading and dance for more than 20 years. The majority of her dance experience comes from many years of technical training, competing and performing with a local studio. Growing up in Tampa, Kindra's desire to continue performing during college led her to the Tampa Bay Storm. Starting in 1998 she spent three seasons as a Storm Cheerleader, also serving as captain. Kindra took over the Director position in the championship year of 2003.

While Directing the Storm Cheerleaders, Kindra was selected by the AFL to be Co-Director and Choreographer for the ArenaBowl XVII All-Star Dancers in 2004 and also for the Aaron's AFL Dream Team at ArenaBowl XIX in 2005.

From 2002-2006 Kindra served as the assistant coach for the nationally ranked University of South Florida dance team, the SunDolls.

Kindra continues to share her knowledge and love of the sport by judging auditions for local teams as well as speaking to coaches at seminars around the bay area.



## BRANDON LANG

FOOTBALL OPERATIONS MANAGER

Brandon Lang enters his second season with the Tampa Bay Storm and his first as the team's Football Operations Coordinator. His responsibilities include assisting VP of Football Operations, Jeff Gooch, assisting in player personnel, gameday operations, setting up and filming practice, and editing game film.

Lang spent the 2015 season as a football operations intern for the Storm. As an intern he tracked all transactions for the Arena Football League, National Football League and Canadian Football League. He has experience creating advanced scouting reports and performed all duties requested by the coaches and staff.

Lang graduated from the University of Tampa in 2015 with a Bachelor's degree in Sport Management where he was a member of the Athletic Marketing Club, run by the UT Athletics Department. A Florida native, he currently lives in New Port Richey.

## BRYANNA REVEIZ

ADMINISTRATIVE COORDINATOR



Bryanna enters her third season with the Tampa Bay Storm. She assists Derrick Brooks and Jeff Gooch with daily administrative functions of football operations.

Bryanna grew up in Knoxville, TN and graduated from the University of Tennessee in May of 2013 with a Bachelor's degree in Sports Management

Prior to joining the Storm, Bryanna worked throughout college with the University of Tennessee as a Football Operations Student Assistant, interned with Team Operations for the Tampa Bay Buccaneers, and worked Training Camp for the Minnesota Vikings and the Tampa Bay Buccaneers.

Growing up in a football family, Bryanna has been involved in sports her whole life. In her spare time she enjoys working out and playing/coaching volleyball.



## PAUL BRACE

HEAD EQUIPMENT MANAGER

Brace enters his third season with the Tampa Bay Storm as the Head Equipment Manager. He oversees and maintains all players' equipment for practices and games, ordering and inventory of coach and player apparel and equipment, daily practice and game laundry duties, and coordinating transportation and setup of team's equipment for home and away games.

Before joining the Storm staff Brace worked for the Lakeland Flying Tigers, the minor league affiliate of the Detroit Tigers. Brace spent two full seasons in Lakeland as the team's Club House Manager.

The Tampa, Florida native is a longtime fan of the Storm and was a fixture on the sidelines growing up as a child. He lives in Wesley Chapel, FL.



## DR. JONATHAN PHILLIPS

MEDICAL DIRECTOR

Dr. Jonathan Phillips is the official team physician for the Tampa Bay Storm. He is a fellowship trained primary care sports medicine physician. He has taken care of the Tampa Bay Storm in the past as well as USF athletics including football, soccer and basketball.

Dr. Phillips has also staffed events such as the 70.3-triathlon world championships, and the East-West College Football All-Star shrine game.

Dr. Phillips completed his residency in Latrobe, Pennsylvania in family medicine and also completed a sports medicine fellowship at the University of South Florida in Tampa.

## LEIGH BAKER


HEAD ATHLETIC TRAINER

Leigh enters his fourth season with the Storm as Head Athletic Trainer. His responsibilities include: providing athletic training services to the team under the supervision of the team physician, keeping record of all injuries and treatments, as well as acting as a liaison between the team physician, front office personnel, coaches, and athletes.

He also works with the Florida Hospital Wesley Chapel assisting in outpatient rehabilitation.

Prior to joining the Storm, Leigh provided extra coverage for Tampa Preparatory School, was the athletic trainer for Mitchell High School football (Trinity, FL), and spent two years as a graduate assistant athletic trainer at Saint Leo University.

Leigh graduated from the University of South Florida Class of 2009 with a B.S. degree in Athletic Training. A native of Wesley Chapel, FL, Leigh currently resides in Dade City, FL with his wife and 3 dogs.




## DR. SUSAN WELSH

TEAM CHIROPRACTOR

Dr. Welsh has been with the Storm since the team's first season in Tampa Bay at the Thunderdome to the team's current location at AMALIE Arena. She is the team Chiropractor for the University of South Florida's Athletic Teams since 1982. She is also a clinical instructor for USF and has an office in the Morsani Center for Advanced Healthcare on campus as well as an office in Carrollwood.

She remains involved with the Community on the SWFWMD Basin Board, Leadership Tampa Bay, and as a Trustee for Fairleigh Dickinson University in New Jersey.

Dr. Welsh and her husband Tom Martin, a former wide receiver for the Philadelphia Eagles, reside in Odessa.



# STAFF TAMPA BAY STORM RADIO BROADCAST TEAM



## DAREK SHARP

STORM COLOR COMMENTARY  
6TH SEASON WITH STORM

This is Darek's sixth season on the Storm radio broadcast team. He has been a member of the Tampa Bay sports radio scene since 1988 when he began working at WPLA-AM, which would in 1990 turn into Tampa's first all-sports station, WFNS. While at WFNS, he worked as a producer for Steve Duemig and directed the Tampa Bay Lightning broadcasts, duties he continued doing after WFNS was sold and the Sports Animal-WDAE was born in 1997.

In 2001 he became the morning Sports Attack man for the top sports radio station in the Tampa Bay market, WDAE, delivering the updates every morning. Currently he is the producer of the Ron & Ian show weekly from 9 AM until 12 PM and he also covers

high school sports for the leading newspaper in Florida, the Tampa Bay Times.

## JACK HARRIS

STORM AMBASSADOR | 21ST WITH STORM

Jack is the most popular and recognized media personality in Tampa Bay. A fixture of the Storm radio broadcast for over 20 years, Jack will now serve as the team's ambassador.

Currently, he also co-hosts A.M. Tampa Bay, on 970 WFLA, often the highest rated morning show in Tampa Bay. He came to the Tampa Bay area in 1970 and was on the original broadcast team for the Tampa Bay Buccaneers (NFL). Jack went on to join the broadcast teams for the Tampa Bay Bandits (USFL) and the University of South Florida Bulls basketball team as well as the professional soccer team Tampa Bay Rowdies. Jack first called a Storm game in 1991, including when the Storm beat the Marcum-led Detroit Drive for its first championship. He also called the Storm in 1993 and has been a permanent fixture in the radio booth since his return in 1997.

He has been the voice of The Jerry Lewis Telethon, Gasparilla and Festival of States Parade coverage. Jack hosted The Buccaneers Coach's Show for five seasons during which time he asked then Buccaneer Head Coach John McKay about the team's execution after a particular game, and McKay famously replied, "I think executing them is a good idea." He has also been a part of numerous other shows including the Noon Show and Pulse Plus on Channel 13; hosted "Harris Live" at weekdays on WFLA-TV Channel 8; was a restaurant reviewer on Baynews 9 and did a commentary on ABC Action News Channel 28. Additionally he has been the voice of the Outback Bowl for the past 27 years.



## IAN BECKLES

STORM COLOR COMMENTATOR

Beckles enters his first season on the Storm radio broadcast team. A nine-year veteran of the National Football League, Beckle brings a wealth of football knowledge to the radio booth. He played for the Tampa Bay Buccaneers and the Philadelphia Eagles.

In 1999, Beckles transitioned to broadcasting when he joined 620 WDAE-AM. He would co-host the top-rated Ron & Ian Show middays on WDAE for 12 years before leaving in 2015. Beckles now serves as a Brand Ambassador and is the creator of FlavorOfTampaBay.com.

Beckles participates in several charitable endeavors with his foundation, The Ian Beckles Foundation.



## TAMPA BAY STORM

# PLAYERS





## ALPHABETICAL ROSTER

### 35 MAN ROSTER

NO.	POS.	First Name	Last Name	HGT	WGT	EXP	DOB	College
23	DB	Nick	Addison	6.2	185	1	2.1.93	Bethune-Cookman
15	QB	Jonathan	Bane	6.3	205	R	9.4.91	Dakota Wesleyan
11	WR	Phillip	Barnett	6.0	215	1	6.3.90	Toledo
92	DL	Rony	Barrow	6.2	295	R	10.5.91	Bethune-Cookman
93	DL	Everett	Dawkins	6.2	300	R	6.13.90	Florida State
12	WR	Terrence	Ebagua	6.6	230	R	3.19.89	Florida State
2	WR	Julius	Gregory	6.4	225	R	5.18.88	Shaw University
5	DB	James	Harrell	5.10	195	2	10.7.89	Arkansas – Pine Bluff
45	FB	Undra	Hendrix	5.11	305	R	12.13.90	Hardin-Simmons
4	DB	Rick-J	Hill	6.1	211	R	3.5.87	Fort Valley State
60	OL	Chris	Jasperse	6.4	300	R	4.4.91	Marshall
8	QB	Adam	Kennedy	6.5	230	2	5.11.91	Arkansas State
97	DL	Frank	Mays	6.9	295	R	12.1.90	Florida A&M
94	DL	James	McClinton	6.1	285	3	7.4.86	Kansas
18	DB	Cameron	McGlenn	6.0	195	5	2.16.88	Elon
73	OL	Tyler	Moore	6.6	325	1	1.3.93	Florida
79	OL	Ben	Ossai	6.6	330	5	12.5.86	Washington
19	K	Craig	Peterson	6.3	220	1	7.18.85	Cortland (NY)
13	WR	Tristan	Purifoy	6.0	205	2	5.24.90	North Alabama
6	WR	Emery	Sammons	6.2	195	6	11.29.83	Norfolk State
70	OL	Isaiah	Shelton	6.2	303	R	6.2.92	Shepherd University
21	DB	Cortez	Stubbs	5.9	180	3	8.16.88	Concordia
1	WR	T.T.	Toliver	6.0	185	13	1.31.77	Bethune-Cookman
77	OL	Isaiah	Tuiasosopo	6.3	315	1	9.5.93	Austin Peay
90	DL	Kendrick	Washington	6.4	275	R	12.6.86	Florida A&M
24	DB	Seth	Williams	5.11	190	1	10.24.86	Richmond
3	WR/KR	Gerald	Young	5.10	170	2	8.6.89	Charleston Southern

### RESERVE LIST

16	QB	Jason	Boltus	6.3	220	3	8.21.86	Hartwick
72	DL	Bruce	Doyle	6.4	305	R	1.18.92	Brockport State (NY)
99	DL	Justin	Edison	6.4	275	1	3.18.89	UCLA
17	WR	Kendrick	Ings	5.10	180	R	6.17.90	Miller Grove H.S. (GA)
73	OL	Byron	Isom	6.3	300	1	6.10.88	Auburn
3	WR	V'Keon	Lacey	6.4	218	3	8.8.88	Angelo State
52	OL	Alfred	McCullough	6.2	330	2	7.16.89	Alabama
64	OL	Travis	Miller	6.6	335	2	8.1.88	North Dakota State
55	DL	Dominie	Pittman	6.3	250	4	10.13.86	North Alabama
71	OL	Jeremy	Schonbrunner	6.3	320	1	9.12.89	Temple
74	OL	Keyun	Swinney	6.4	320	R	6.24.89	Alcorn State
98	DL	David	Washington	6.2	320	1	10.11.92	Faulkner


## NUMERICAL ROSTER

### 35 MAN ROSTER

NO.	POS.	First Name	Last Name	HGT	WGT	EXP	DOB	College
1	WR	T.T.	Toliver	6.0	185	13	1.31.77	Bethune-Cookman
2	WR	Julius	Gregory	6.4	225	R	5.18.88	Shaw University
3	WR/KR	Gerald	Young	5.10	170	2	8.6.89	Charleston Southern
4	DB	Rick-J	Hill	6.1	211	R	3.5.87	Fort Valley State
5	DB	James	Harrell	5.10	195	2	10.7.89	Arkansas – Pine Bluff
6	WR	Emery	Sammons	6.2	195	6	11.29.83	Norfolk State
8	QB	Adam	Kennedy	6.5	230	2	5.11.91	Arkansas State
11	WR	Phillip	Barnett	6.0	215	1	6.3.90	Toledo
12	WR	Terrence	Ebagua	6.6	230	R	3.19.89	Florida State
13	WR	Tristan	Purifoy	6.0	205	2	5.24.90	North Alabama
15	QB	Jonathan	Bane	6.3	205	R	9.4.91	Dakota Wesleyan
18	DB	Cameron	McGlenn	6.0	195	5	2.16.88	Elon
19	K	Craig	Peterson	6.3	220	1	7.18.85	Cortland (NY)
21	DB	Cortez	Stubbs	5.9	180	3	8.16.88	Concordia
23	DB	Nick	Addison	6.2	185	1	2.1.93	Bethune-Cookman
24	DB	Seth	Williams	5.11	190	1	10.24.86	Richmond
45	FB	Undra	Hendrix	5.11	305	R	12.13.90	Hardin-Simmons
60	OL	Chris	aspense	6.4	300	R	4.4.91	Marshall
70	OL	Isaiah	Shelton	6.2	303	R	6.2.92	Shepherd University
73	OL	Tyler	Moore	6.6	325	1	1.3.93	Florida
77	OL	Isaiah	Tuiasosopo	6.3	315	1	9.5.93	Austin Peay
79	OL	Ben	Ossai	6.6	330	5	12.5.86	Washington
90	DL	Kendrick	Washington	6.4	275	R	12.6.86	Florida A&M
92	DL	Rony	Barrow	6.2	295	R	10.5.91	Bethune-Cookman
93	DL	Everett	Dawkins	6.2	300	R	6.13.90	Florida State
94	DL	James	McClinton	6.1	285	3	7.4.86	Kansas
97	DL	Frank	Mays	6.9	295	R	12.1.90	Florida A&M

### RESERVE LIST

3	WR	V'Keon	Lacey	6.4	218	3	8.8.88	Angelo State
16	QB	Jason	Boltus	6.3	220	3	8.21.86	Hartwick
17	WR	Kendrick	Ings	5.10	180	R	6.17.90	Miller Grove H.S. (GA)
52	OL	Alfred	McCullough	6.2	330	2	7.16.89	Alabama
55	DL	Dominie	Pittman	6.3	250	4	10.13.86	North Alabama
64	OL	Travis	Miller	6.6	335	2	8.1.88	North Dakota State
71	OL	Jeremy	Schonbrunner	6.3	320	1	9.12.89	Temple
72	OL	Bruce	Doyle	6.4	305	R	1.18.92	Brockport State (NY)
73	OL	Byron	Isom	6.3	300	1	6.10.88	Auburn
74	OL	Keyun	Swinney	6.4	320	R	6.24.89	Alcorn State
98	DL	David	Washington	6.2	320	1	10.11.92	Faulkner
99	DL	Justin	Edison	6.4	275	1	3.18.89	UCLA



## NICK ADDISON

 #23

**POS:** DB  
**Height:** 6'2  
**Weight:** 185  
**Date of Birth:** 2/1/93

**Experience:** 1  
**Acquired:** 9/26/14  
**College:** Bethune-Cookman  
**Hometown:** Tampa, FL

**CAREER HIGHLIGHTS:** Spent time with the Houston Texans (NFL)...Assigned to the Storm on September 26, 2014.

**2015 HIGHLIGHTS:** GP/GS – 6/5...3/27 vs. CLE: Started at DB...Tallied 5.5 tackles...4/3 at POR: Started at DB...4/10 vs. SJS: Inactive...4/17 vs. NOV: Inactive Reserve...4/24 at CLE: Inactive Reserve...5/2 vs. JAX: Inactive...5/16 at ORL: Inactive...5/22 vs. PHI: Inactive...5/30 vs. NOV: Started at DB...Recorded 5.5 tackles...6/6 at ARI: Inactive...6/12 vs. JAX: Started at DB...Recorded three tackles and two pass breakups...6/19 at CLE: Not on roster...6/26 at PHI: Not on roster...7/11 vs. ORL: Not on roster...7/18 at NOV: Not on roster...7/25 at JAX: Not on roster...8/1 vs. LAK: Started at JLB...Tallied three tackles, two pass breakups and a game-winning interception with 0:00 seconds on the clock...8/8 at ORL: Started at JLB...Tallied 24.0 tackles, an interception, seven pass breakups and a forced fumble.

breakups and the game-winning interception with 0:00 seconds on the clock...8/8 at ORL: Started at JLB...Tallied 24.0 tackles, an interception, seven pass breakups and a forced fumble.

**OTHER PROFESSIONAL EXPERIENCE:** Spent part of 2014 with the Houston Texans.


**COLLEGE INFORMATION:** Played three seasons with Bethune-Cookman...Started in 25-of-30 games for the Wildcats...Was a two-time All-Mid-Eastern Athletic Conference selection and an Associated Press FCS All-America second team selection...2013 (Junior): Started in 13-of-13 games for B-CU...Tallied 64 tackles, three tackles for loss, five interceptions, two forced fumbles and a fumble return...2012 (Sophomore): Started in 12-of-12 games for the Wildcats...Second on the team with 68 tackles...Was first on the team and seventh in the MEAC with 11 passes defended...Had two tackles for loss, a forced fumble, a fumble recovery and a defensive touchdown...2011 (Freshman): Saw action in five games...Tallied seven tackles.

**PERSONAL INFORMATION:** Born February 1, 1993...Prepped locally at Spoto H.S. (Riverview, FL)...Was an All-State Honorable Mention in 2009 and All-State honors in 2010...Played in the Hillsborough County and FACA All-Star Games...Played QB in high school.

### CAREER AFL STATISTICS

#### DEFENSE (REGULAR SEASON)

YEAR	TEAM	UT	A	TT	TFL-YDS	SACK-YDS	INT-YDS	PBU	FF	FR-YDS	TD	QH	BLK	G
2015	TAM	20	8	24.0	0-0	0-0	1-0	7	1	0-0	0	0	0	6-5
<b>Career Totals</b>		<b>20</b>	<b>8</b>	<b>24.0</b>	<b>0-0</b>	<b>0-0</b>	<b>1-0</b>	<b>7</b>	<b>1</b>	<b>0-0</b>	<b>0</b>	<b>0</b>	<b>0</b>	<b>6-5</b>
<b>Game Highs</b>		<b>5</b>	<b>4</b>	<b>7.0</b>	<b>0-0</b>	<b>0-0</b>	<b>1-0</b>	<b>2</b>	<b>1</b>	<b>0-0</b>	<b>0</b>	<b>0</b>	<b>0</b>	<b>*</b>
<b>Season Highs</b>		<b>20</b>	<b>8</b>	<b>24.0</b>	<b>0-0</b>	<b>0-0</b>	<b>1-0</b>	<b>7</b>	<b>1</b>	<b>0-0</b>	<b>0</b>	<b>0</b>	<b>0</b>	<b>6-5</b>



## JONATHAN BANE

 #15

**POS:** QB  
**Height:** 6'3  
**Weight:** 205  
**Date of Birth:** 9/4/1991


**Experience:** R  
**Acquired:** 2/22/2016  
**College:** Dakota Wesleyan University  
**Hometown:** Temple, TX

**CAREER HIGHLIGHTS:** Career highlights: Began his professional career with the Richmond Raiders (PIFL)...Assigned to the Storm on February 22, 2016.

**OTHER PROFESSIONAL EXPERIENCE:** Spent time with the Richmond Raiders (PIFL) in 2014 and 2015.

**COLLEGE INFORMATION:** Played all four seasons at Dakota Wesleyan University...A three-time All-GPAC selection...Ranks number one career history with 9,224 passing yards...2013 (Senior): Earned All-GPAC Honorable Mention...Completed 180-of-362 passes for 2,330 yards and 25 touchdowns...Rushed 36 times for 53 yards and a touchdown...2012 (Junior): Completed 159-of-309 passes for 2,157 yards and 18 touchdowns...Rushed 32 times for (-58) yards and a touchdowns...2011 (Sophomore): Completed 231-of-394 passing attempts for 2,817 yards and 28 touchdowns...Rushed 53 times for 75 yards...2010 (Freshman): Completed 174-of-295 yards for 1,920 yards and 12 touchdowns...Rushed 30 times for 71 yards.

**PERSONAL INFORMATION:** Born September 4, 1991...Prepped at Temple High School (Temple, TX).



## PHILLIP BARNETT

 #11

**POS:** WR  
**Height:** 6'0  
**Weight:** 215  
**Date of Birth:** 6/3/1990

**Experience:** 1  
**Acquired:** 3/20/2015  
**College:** Toledo  
**Hometown:** Middletown, OH

**CAREER HIGHLIGHTS:** Assigned to the Storm on March 20, 2015.

**HIGHLIGHTS:** GP/GS – 11/3...3/27 vs. CLE: Inactive...4/3 at POR: Saw action at WR and JLB...Caught a pass for 16 yards...Recorded four tackles...4/10 vs. SJS: Saw action at WR...Caught four passes for 40 yards...4/17 vs. NOV: Saw action at WR...Reeled in seven passes for 51 yards and two touchdowns...4/24 at CLE: Saw action at WR...Caught a pass for (-1) yard...5/2 vs. JAX: Inactive...5/16 at ORL: Started at WR...Caught two passes for 28 yards and a touchdown...Recovered two outside kicks...Also had a half tackle...5/22 vs. PHI: Saw action at WR...Caught two passes for 19 yards and a two-point conversion...5/30 vs. NOV: Inactive...6/6 at ARI: Saw action at WR...Caught four passes for 60 yards and two touchdowns...6/12 vs. JAX: Inactive...6/19 at CLE: Inactive...6/26 at PHI: Saw action at WR...Caught three passes for 56 yards and a touchdown...7/11 vs. ORL: Inactive...7/18 at NOV: Saw action at WR...Caught 10 passes for 70 yards two touchdowns...7/25 at JAX: Inactive...8/1 vs. LAK: Injured reserve...8/8 at ORL: Injured reserve.

at PHI: Saw action at WR...Caught three passes for 56 yards and a touchdown...7/11 vs. ORL: Inactive...7/18 at NOV: Saw action at WR...Caught 10 passes for 70 yards two touchdowns...7/25 at JAX: Inactive...8/1 vs. LAK: Injured reserve...8/8 at ORL: Injured reserve.


**OTHER PROFESSIONAL EXPERIENCE:** Spent time with the Nashville Venom (IFL) and the Texas Revolution (IFL)...Named the PIFL Offensive Player of the Year (2014).

**PERSONAL INFORMATION:** Born June 3, 1990.

### CAREER AFL STATISTICS

#### RECEIVING

YEAR	TEAM	REC	YDS	AVG	TD	LG	YDS/G	G-S
2015	TAM	34	339	10.0	9	34	30.8	11-3
<b>Career Totals</b>		<b>34</b>	<b>339</b>	<b>10.0</b>	<b>9</b>	<b>34</b>	<b>30.8</b>	<b>11-3</b>
<b>Season Highs</b>		<b>34</b>	<b>339</b>	<b>10.0</b>	<b>9</b>	<b>34</b>	<b>30.8</b>	<b>11-3</b>



## RONY BARROW

 #92

**POS:** DL  
**Height:** 6'2  
**Weight:** 295  
**Date of Birth:** 10/5/91

**Experience:** 0  
**Acquired:** 7/30/2015  
**College:** Bethune-Cookman  
**Hometown:** Brooklyn, NY

**CAREER HIGHLIGHTS:** Acquired by the Storm on July 30, 2015.

**2015 HIGHLIGHTS:** GP/GS – 2/1...Made his Storm debut versus the LA KISS (8/1) recording the first sack of his career...3/27 vs. CLE: Not on roster...4/3 at POR: Not on roster...4/10 vs. SJS: Not on roster...4/17 vs. NOV: Not on roster...4/24 at CLE: Not on roster...5/2 vs. JAX: Not on roster...5/16 at ORL: Not on roster...5/22 vs. PHI: Not on roster...5/30 vs. NOV: Not on roster...6/6 at ARI: Not on roster...6/12 vs. JAX: Not on roster...6/19 at CLE: Not on roster...6/26 at PHI: Not on roster...7/11 vs. ORL: Not on roster...7/18 at NOV: Not on roster...7/25 at JAX: Not on roster...7/30: Assigned to the Storm...8/1 vs. LAK: Saw action at DE...Recorded two tackles and a sack...8/8 at ORL: Started at DE...Recorded 4.5 tackles, 2.0 TFL, a fumble recovery and half sack.

**COLLEGE INFORMATION:** Began his collegiate career at Nassau Community College (Garden City, NY) before transferring to Bethune-Cookman...Named to the All-MEAC team for his performance during his senior season (2014)...2014 (Senior): Started in 12-of-12 games for the Wildcats...Recorded 40.0 tackles, 7.0 tackles for loss and two sacks...2013 (Junior): Started in 11-of-13 games...Tallied 35 tackles, 8.5 tackles for loss, 3.0 sacks and an interception...NASSAU C.C.: 2011-2012 (Freshman and Sophomore): Tallied 26.0 tackles, 10.0 tackles for loss and four sacks.

**PERSONAL INFORMATION:** Born October 5, 1991...Prepped at New Utrecht H.S. (Brooklyn, NY)...Finished his high school career with 93.0 tackles.



## JASON BOLTUS

#16

**POS:** QB  
**Height:** 6'3  
**Weight:** 220  
**Date of Birth:** 8/21/86  
**Experience:** 4  
**Acquired:** 9/29/14  
**College:** Hartwick  
**Hometown:** Baldwinsville, NY

**CAREER HIGHLIGHTS:** Begin his AFL career with the Spokane Shock in 2012... Spent the 2013 season with the Utah Blaze and the 2014 season with the Orlando Predators... Assigned to the Storm on September 29, 2014.

**2015 TAMPA BAY STORM HIGHLIGHTS:** GP/GS – 18/18... Made 55 pass attempts, 3/27 vs. CLE, the second most in Storm single-game history... Threw for 714 pass attempts (1st in Storm single-season history, 2nd in AFL single-season history)... Threw for 5,025 yards (2nd in Storm in single-season history)... 3/27 vs. CLE: Started at QB... Completed 30-of-55 passes for 383 yards, six touchdowns and an interception... 4/3 at POR: Started at QB... Completed 23-of-40 passes for 294 yards and six touchdowns... Rushed eight times for 13 yards and two touchdowns... 4/10 vs. SJS: Started at QB... Completed 21-of-39 passes for 260 yards, four touchdowns and an interception... 5/16 at ORL: Started at QB... Completed 22-of-36 passes for 279 yards and eight touchdowns... Rushed six times for four yards... 5/22 vs. PHI: Started at QB... Completed 12-of-30 passes for 133 yards and three touchdowns... Rushed once for 13 yards... 5/30 vs. NOV: Started at QB... Completed 23-of-42 passes for 244 yards and five touchdowns... 6/6 at ARI: Started at QB... Completed 22-of-46 passes for 308 yards and seven touchdowns... Rushed once for two yards... 6/12 vs. JAX: Started at QB... Completed 22-of-34 passes for 243 yards and six touchdowns... Rushed seven times for 13 yards and a touchdown... 6/19 at CLE: Started at QB... Completed 24-of-42 passes for 348 yards and six touchdowns... Rushed six times for 19 yards and a touchdown... 6/26 at PHI: Started at QB... Completed 14-of-31 passes for 253 yards and five touchdowns... Rushed four times for 16 yards and a touchdown... 7/11 vs. ORL: Started at QB... Completed 25-of-38 passes for 363 yards and six touchdowns... Rushed seven times for five yards and two touchdowns... 7/18 at NOV: Started at QB... Completed 31-of-44 passing attempts for 306 yards and seven touchdowns... Rushed six times for 33 yards... 7/25 at JAX: Started at QB... Completed 27-of-45 passes for 260 yards and two touchdowns... Rushed twice for 10 yards... 8/1 vs. LAK: Started at QB... Completed 20-of-39 passes for 221 yards and three touchdowns... Rushed six times for 14 yards... 8/8 at ORL: Started at QB... Completed 26-of-45 passes for 300 yards and five touchdowns... Rushed twice for a yard and a touchdown.

**2014 ORLANDO PREDATORS HIGHLIGHTS:** GP/GS – 14/8... 3/16 vs. JAX: Started at QB... Completed 17-of-33 passes for 176 yards and four touchdowns... Rushed seven times for 46 yards and two touchdowns... 3/21 vs. LAK: Started at QB... Completed 16-of-31 passes for 290 yards and six touchdowns... Rushed 10 times for six yards and three touchdowns... 3/29 at TAM: Started at QB... Completed 28-of-44 passes for 337 yards and six touchdowns... Rushed once for four yards... 4/3 at NOV: Started at QB... Completed 27-of-42 passes for 375 yards and eight touchdowns... Rushed twice for 10 yards... 4/10 vs. PHI: Started at QB... Completed 23-of-46 passes for 349 yards and eight touchdowns... Rushed four times for nine yards... 4/19 vs. TAM: Started at QB... Completed 21-of-27 passes for 365 yards and nine touchdowns... Rushed four times for 21 yards and a touchdown... 4/26 vs. NOV: Started at QB... Completed 19-of-31 passes for 194 yards and five touchdowns... Rushed four times for 23 yards and a touchdown... 5/3 at SJS: Started at QB... Completed 12-of-19 passes for 192 yards and three touchdowns... Rushed three times for three yards... 5/17 at JAX: Did not play... 5/24 vs. PIT: Did not play... 5/31 at IOW: Started at QB... Completed 12-of-23 passes for 120 yards and two touchdowns... Rushed once for 11 yards... 6/7 at SAT: Saw limited action... Completed 1-of-1 passes for five yards... Rushed once for two yards... 6/12 vs. JAX: Did not see any action... 6/21 at TAM: Did not see any action... 7/7 at PHI: Saw action at QB... Completed 22-of-42 passes for 308 yards and three touchdowns... Rushed five times for 14 yards and two touchdowns... 7/14 vs. IOW: Did not see any action... 7/19 at NOV: Did not play... 7/26 vs. ARI: Saw limited action at QB... PLAYOFFS: 8/3 vs. PIT: Did not see any action... 8/10 at CLE: Did not see any action.

**2013 UTAH BLAZE HIGHLIGHTS:** GP/GS – 14/5... 3/23 at PIT: Did not play... 3/29 vs. ARI: Saw action at QB... Completed 8-of-14 passes for 144 yards and three touchdowns... 4/6 vs. TAM: Did not see any action... 4/20 vs. CHI: Did not see any action... 4/27 at CLE: Saw action at QB... Completed 1-of-2 passes for three yards... Rushed once... 5/4 vs. SPO: Did not see any action... 5/11 at ARI: Did not see any action... 5/18 vs. IOW: Did not see any action... 5/25 at SJS: Did not see any action... 6/3 at SAT: Saw action at QB... Completed 1-of-2 passes for four yards... 6/8 vs. CHI: Saw action at QB... Completed 7-of-12 passes for 70 yards and two touchdowns... 6/15 vs. JAX: Started at QB... Completed 20-of-35 passes for 240 yards and seven touchdowns... Rushed six times for 31 yards and a touchdown... 6/21 at SPO: Started at QB... Completed 30-of-44 passes for 362 yards and six touchdowns... Rushed once for nine yards... 6/29 vs. SJS: Started at QB... Completed 25-of-39 passes for 306 yards and seven touchdowns... Rushed eight times for 44 yards... 7/6 vs. NOV: Started at QB... Completed 25-of-38 passes for 288 yards and six touchdowns... Rushed seven times for 58 yards... 7/12 at PHI: Started at QB... Completed 1-of-2 passes for eight yards... 7/20 at IOW: Did not play... 7/24: Placed on IR... 7/27 vs. CLE: Did not play.

**2012 SPOKANE SHOCK HIGHLIGHTS:** GP/GS – 1/0... 3/12 vs. IOW: Not on roster... 3/17 at SAT: Not on roster... 3/30 vs. SJS: Not on roster... 4/6 at ARI: Not on roster... 4/14 vs. MKE: Not on roster... 4/28 at JAX: Not on roster... 5/4 at UTA: Not on roster... 5/11 vs. NOV: Not on roster... 5/18 vs. PHI: Not on roster... 5/22: Assigned to the Shock... 5/25 at IOW: Did not see any action... 6/3 at CHI: Did not see any action... 6/9 vs. KCC: Did not see any action... 6/15: Reassigned... 6/16 vs. UTA: Not on roster... 6/18: Assigned to the Shock... 6/23 at SJS: Did not see any action... 6/29 vs. ARI: Saw action at QB... Completed 4-of-6 passes for 30 yards... 7/8 at PHI: Did not see any action... 7/14 at KCC: Did not see any action... 7/21 vs. TAM: Did not see any action.

**OTHER PROFESSIONAL EXPERIENCE:** Spent the 2009-2011 seasons with the Hamilton Tiger-Cats... Spent part of the 2012 season with the Omaha Nighthawks (NFL) and the part of the 2013 season with the Winnipeg Blue Bombers.

**COLLEGE INFORMATION:** Played for four seasons at Hartwick College... Was a Gagliardi Trophy Finalist, Empire 8 Conference Offensive Player of the Year, and the D3football.com East Region Offensive Player of the Year in his junior and senior seasons... An Associate Press Little All-American and the ECAC Division III Player of the Year and the ECAC Northwest Player of the Year in his senior season... Won the 2007 Melberger Award, given to the top football player in Division III... NCAA D-III All-Time Total Offense Leader with 14,231 yards... A member of the Hartwick College Hall of Fame Class of 2014... 2008 (Senior): Started in 9-of-10 games for the Hawks... Completed 242-of-405 passes for 3,934 yards and 46 touchdowns... Rushed 77 times for 221 yards and a touchdown... 2007 (Junior): Started in 8-of-11 games... Completed 237-of-443 passes for 3,986 yards and 38 touchdowns... Rushed 141 times for 411 yards and seven touchdowns... 2006 (Sophomore): Played in all 10 games for Hartwick... Completed 141-of-266 passes for 2,408 yards and 16 touchdowns... Rushed 88 times for 221 yards and eight touchdowns... 2005 (Freshman): Played in all 10 games... Completed 181-of-353 passes for 2,948 yards and 34 touchdowns... Rushed 66 times for 102 yards and a touchdown.

**PERSONAL INFORMATION:** Born September 21, 1986... Prepped at Charles W. Baker H.S. (Baldwinsville, NY).


### CAREER AFL STATISTICS

#### PASSING STATISTICS

SEASON	TEAM	GP	Rating	Cmp	Att	Int	Pct	Yds	TD	Avg/G	GP-GS
2012	SPO	1	38.89	4	6	1	66.7	30	0	30.0	1-0
2013	UTA	14	110.04	118	188	7	62.8	1425	31	101.8	14-5
2014	ORL	14	109.94	198	340	11	58.2	2711	54	193.6	14-8
2015	TAM	18	99.9	408	714	23	57.1	5025	98	279.2	18-18
<b>Career Totals</b>		<b>47</b>	<b>109.29</b>	<b>728</b>	<b>1248</b>	<b>42</b>	<b>58.3</b>	<b>9191</b>	<b>185</b>	<b>195.6</b>	<b>47-31</b>
<b>Game Highs</b>			<b>129.36</b>	<b>31</b>	<b>55</b>	<b>3</b>	<b>70.5</b>	<b>383</b>	<b>8</b>	<b>383.0</b>	
<b>Season Highs</b>		<b>18</b>	<b>110.04</b>	<b>408</b>	<b>714</b>	<b>23</b>	<b>66.7</b>	<b>5025</b>	<b>98</b>	<b>279.2</b>	<b>18-18</b>

#### RUSHING

YEAR	TEAM	ATT	YDS	AVG	TD	LG	YDS/GG-S
2012	SPO	0	0	0.0	0	0.0	1-0
2013	UTA	23	140	6.1	15	10.0	14-5
2014	ORL	42	149	3.5	16	10.6	14-8
2015	TAM	68	167	2.4	10	9.1	18-18
<b>Career Totals</b>		<b>133</b>	<b>456</b>	<b>3.4</b>	<b>20</b>	<b>9.7</b>	<b>47-31</b>
<b>Game Highs</b>		<b>10</b>	<b>46</b>	<b>8.3</b>	<b>3</b>	<b>16</b>	<b>46.0</b>
<b>Season Highs</b>		<b>68</b>	<b>167</b>	<b>6.1</b>	<b>15</b>	<b>10.6</b>	<b>18-18</b>



## EVERETT DAWKINS

#93

**POS:** DL  
**Height:** 6'2  
**Weight:** 300  
**Date of Birth:** 6/13/90  
**Experience:** 1  
**Acquired:** 10/27/14  
**College:** Florida State  
**Hometown:** Spartanburg, SC

**CAREER HIGHLIGHTS:** Drafted in the seventh round (229th pick) of the 2013 National Football League Entry Draft by the Minnesota Vikings... Assigned to the Storm on October 27, 2014.

**2015 HIGHLIGHTS:** GP/GS – 18/14... Made his first start, 4/17, versus the New Orleans VooDoo... Lead the team with 10.0 TFL... Finished 10th in the League with 10.0 tackles for loss... 3/27 vs. CLE: Saw action at DE... Tallied four tackles... 4/3 at POR: Saw action at DE... Tallied 1.5 tackles... 4/10 vs. SJS: Saw action at DE... Recorded 2.0 tackles... 4/17 vs. NOV: Started at DE... Recorded a tackle for loss... 4/24 at CLE: Started at DE... Recorded 2.5 tackles, a TFL and a half sack... 5/2 vs. JAX: Started at DE... Tallied four tackles and two tackles for loss... 5/16 at ORL: Started at DE... Recorded 1.5 tackles including a sack... 5/22 vs. PHI: Started at DE... 5/30 vs. NOV: Started at DE... Recorded 1.5 tackles including a tackle for loss... Had a key forced fumble on fourth down... 6/6 at ARI: Started at DE... Had a pass breakup... 6/12 vs. JAX: Started at DE... Recorded a tackle... 6/19 at CLE: Started at DE... Tallied two tackles... 6/26 at PHI: Started at DE... Recorded a tackle... 7/11 vs. ORL: Started at DE... Had a fumble recovery... 7/18 at NOV: Started at DE... Recorded a tackle including a TFL... 7/25 at JAX: Started at DE... Recorded a tackle and a PBU... 8/1 vs. LAK: Started at DE... Recorded two tackles, a sack and a forced fumble... 8/8 at ORL: Started at DE... Recorded a tackle for loss including a half sack.

**OTHER PROFESSIONAL EXPERIENCE:** Spent time with the Minnesota Vikings, Dallas Cowboys, New York Giants and Tampa Bay Buccaneers.


**COLLEGE INFORMATION:** Played four seasons at Florida State University... Started in 41-of-57 games for the Seminoles... Earned second team All-Atlantic Coast Conference for his performance during his senior season... 2012 (Senior): Started in 14-of-14 games... Recorded 26 tackles, 1.5 tackles for loss, a half sack, and one pass breakup... Selected to the 2012 Under Armour Senior Bowl... 2011 (Junior): Started in 13-of-13 games... Tallied 25 tackles, 3.0 tackles for loss, two sacks, four passes defended and three pass breakups... Earned All-ACC honorable mention honors... 2010 (Sophomore): Started in 7-of-14 games for the Seminoles... Recorded 39 tackles, six tackles for loss, 2.5 sacks and one pass defended... 2009 (Redshirt Freshman): Started in 7-of-13 games... Tallied 14 tackles, 3.5 tackles for loss and a sack... 2008 (Freshman): Played in three games before being granted a medical redshirt... Recorded two tackles, a tackle for loss and a sack.

**PERSONAL INFORMATION:** Born June 13, 1990... Prepped at Byrnes H.S. (Duncan, SC)... Earned All-State honors for his performance in his senior season... Helped lead his team to a 15-0 record and a state championship in his senior year... Played in the 71st Shrine Bowl.

### CAREER AFL STATISTICS

#### DEFENSE (REGULAR SEASON)

YEAR	TEAM	UT	A	TT	TFL-YDS	SACK-YDS	INT-YDS	PBU	FF	FR-YDS	TD	QH	BLK	G
2015	TAM	23	10	28.0	10.0-41	4.0-28	0-0	2	3	1-0	0	9	0	18-14
<b>Career Totals</b>		<b>23</b>	<b>10</b>	<b>28.0</b>	<b>10.0-41</b>	<b>4.0-28</b>	<b>0-0</b>	<b>2</b>	<b>3</b>	<b>1-0</b>	<b>0</b>	<b>9</b>	<b>0</b>	<b>18-14</b>
<b>Season Highs</b>		<b>23</b>	<b>10</b>	<b>28.0</b>	<b>10.0-41</b>	<b>4.0-28</b>	<b>0-0</b>	<b>2</b>	<b>3</b>	<b>1-0</b>	<b>0</b>	<b>9</b>	<b>0</b>	<b>18-14</b>



## BRUCE DOYLE

 #73

**POS:** OL                      **Experience:** 0  
**Height:** 6'4                      **Acquired:** 10/29/14  
**Weight:** 305                      **College:** Brockport (NY)  
**Date of Birth:** 1/18/92                      **Hometown:** Cuba, NY


**CAREER HIGHLIGHTS:** Assigned to the Storm on October 29, 2014.

**2015 HIGHLIGHTS:** GP/GS – 2/1...3/27 vs. CLE: Started at FB...4/1: Placed on injured reserve...4/3 at POR: Injured Reserve...4/10 vs. SJS: Injured reserve...4/17 vs. NOV: Injured reserve...4/24 at CLE: Injured reserve...5/2 vs. JAX: Injured reserve...5/16 at ORL: Injured reserve...5/22 vs. PHI: Injured reserve...5/30 vs. NOV: Injured reserve...6/6 at ARI: Injured reserve...6/12 vs. JAX: Injured reserve...6/19 at CLE: Injured reserve...6/26 at PHI: Injured reserve...7/11 vs. ORL: Not on roster...7/18 at NOV: Not on roster...7/25 at JAX: Not on roster...8/1 vs. LAK: Not on roster...8/8 at ORL: Saw action

on offensive line.

**COLLEGE INFORMATION:** Played four seasons at Brockport...Started in 31-of-33 games for the Golden Eagles...Earned All-NJAC First Team honors for his performance in his senior year...2013 (Senior): Started in 11 games for Brockport...Earned All-NJAC First Team honors...2012 (Junior): Started in 10 games...Earned Second Team All-NJAC honors...2011 (Sophomore): Started in 10 games...Was an All-NJAC Honorable Mention, helping lead the team to the top total offense in the conference...2010 (Freshman): Appeared in two games.

**PERSONAL INFORMATION:** Born January 18, 1992...Prepped at Cuba-Rushford H.S. (NY)...A two-time first team All-Livingston County Offensive and Defensive Lineman...was a Big 30 finalist for offensive lineman of the year...Earned All-Greater Rochester honorable mention.



## TERRENCE EBAGUA

 #12


**POS:** WR                      **Experience:** R  
**Height:** 6'6                      **Acquired:** 12/8/2015  
**Weight:** 230                      **College:** Florida State  
**Date of Birth:** 3/19/89                      **Hometown:** Hollywood, FL

**CAREER HIGHLIGHTS:** Spent time with the Columbus Lions of the Professional Indoor Football League... Assigned to the Storm on 12/8/15.

**COLLEGE INFORMATION:** Was a walk-on Tight End at Florida State.

**OTHER PROFESSIONAL EXPERIENCE:** Began his professional career with the Columbus Lions in 2014... Named PIFL MVP for 2015 and earned First Team All-PIFL honors after reeling in 71 catches for 1,070 yards, leading the League with 26 receiving touchdowns.

**PERSONAL INFORMATION:** Born March 19, 1989.



## JULIUS GREGORY

 #02

**POS:** WR  
**Height:** 6'4  
**Weight:** 225  
**Date of Birth:** 5/18/88

**Experience:** 1  
**Acquired:** 9/29/14  
**College:** Shaw University  
**Hometown:** Portsmouth, VA

**CAREER HIGHLIGHTS:** Ranks fifth in Storm rookie season history with 1,036 receiving yards, fourth in Storm rookie season history with 98 receptions and fourth with 27 receiving touchdowns...Assigned to the Storm on September 26, 2014.

**2015 HIGHLIGHTS:** GP/GS – 16/11...Made the first start of his Storm career, 5/23 vs. PHI...Had a touchdown reception in 11 consecutive games...Surpassed 1,000 receiving yards at Orlando (8/8)...3/27 vs. CLE: Saw action at wide receiver...Caught one pass for 11 yards...4/3 at POR: Inactive...4/10 vs. SJS: Saw action at receiver...Caught a pass for 15 yards...4/17 vs. NOV: Saw action at WR...Caught two passes for 42 yards and two touchdowns...Had 1.5 tackles on special teams...4/24 at CLE: Inactive...5/2 vs. JAX: Saw action

at WR...Caught seven passes for 82 yards and a touchdown...Had 1.5 tackles on defense and special teams...5/16 at ORL: Saw action at WR...Caught five passes for 40 yards and a touchdown...5/22 vs. PHI: Started at WR...Caught five passes for 58 yards and two touchdowns...5/30 vs. NOV: Started at WR...Led all receivers with nine catches for 74 yards and three touchdowns...6/6 at ARI: Started at WR...Caught six passes for 109 yards and four touchdowns...6/12 vs. JAX: Started at WR...Caught nine passes for 89 yards and three touchdowns...6/19 at CLE: Started at WR...Led all receivers with nine catches for 103 yards and two touchdowns...6/26 at PHI: Started at WR...Caught two passes for 43 yards and two touchdowns...Caught a 2-point conversion...Also saw action at JLB...Recorded two tackles and a pass breakup...7/11 vs. ORL: Started at WR...Caught nine passes for 74 yards and a touchdown...7/18 at NOV: Started at WR...Caught eight passes for 97 yards and two touchdowns...7/25 at JAX: Started at WR...Caught six passes for 43 yards...Had 1.5 tackles...8/1 vs. LAK: Started at WR...Caught five passes for 28 yards and a touchdown...Recorded a tackle...8/8 at ORL: Started at WR...Caught 14 passes for 128 yards and three touchdowns...Recorded 2.5 tackles on defense.

**OTHER PROFESSIONAL EXPERIENCE:** Began his professional career in the American Indoor Football League with the Carolina Force in 2012...Spent time with the York Capitals (AIF) and the Virginia Knights (AIF)...AIF Co-MVP for 2014...Played with the Lehigh Valley Steel Hawks.


**COLLEGE INFORMATION:** Played for the Shaw University Bears.

**PERSONAL INFORMATION:** Born May 18, 1988...Prepped at I.C. Norcom H.S. (Portsmouth, VA).

### CAREER AFL STATISTICS

#### RECEIVING

YEAR	TEAM	REC	YDS	AVG	TD	LG	YDS/G	G-S
2015	TAM	98	1,036	10.6	27	42	64.8	16-11
<b>Career Totals</b>		<b>98</b>	<b>1,036</b>	<b>10.6</b>	<b>27</b>	<b>42</b>	<b>64.8</b>	<b>16-11</b>
<b>Game Highs</b>		<b>14</b>	<b>128</b>	<b>18.2</b>	<b>4</b>	<b>42</b>	<b>128.0</b>	<b>*</b>
<b>Season Highs</b>		<b>98</b>	<b>1,036</b>	<b>10.6</b>	<b>27</b>	<b>42</b>	<b>64.8</b>	<b>16-11</b>



## JAMES HARRELL

 #05

**POS:** DB  
**Height:** 5'10  
**Weight:** 195  
**Date of Birth:** 10/7/1989

**Experience:** 3  
**Acquired:** 4/10/2013  
**College:** Arkansas – Pine Bluff  
**Hometown:** Tampa, FL

**CAREER HIGHLIGHTS:** Attended rookie mini-camp for the Detroit Lions (NFL) and Tampa Bay Buccaneers (NFL)...Accounted for 12 points in six seconds with an interception returned for a TD with six seconds left in the first half and a net recovery for a TD on the opening kickoff of the second half, 5/30/14 at New Orleans...Earned Second Team All-Arena Honors for his performance during the 2015 season...Assigned to the Storm on April 10, 2013.

**2015 HIGHLIGHTS:** GP/GS – 15/15...Hauled in an interception in back-to-back games...Has thirteen career interceptions putting him in sixth place all-time in Storm history...3/27 vs. CLE: Started at DB...

Recorded 1.5 tackles, an interception and pass breakup...4/3 at POR: Started at DB...Tallied 3.5 tackles and an interception...4/10 vs. SJS: Started at DB...Led the team with five tackles and a pass breakup...4/17 vs. NOV: Started at DB...Tallied five tackles, three pass breakups a fumble recovery and an interception...4/24 at CLE: Started at DB...Tallied 2.5 tackles, a forced fumble and a pass breakup...5/2 vs. JAX: Started at DB...Recorded four tackles, three pass breakups, an interception, a fumble recovery and a net recovery for touchdown...His defensive plays helped account for a 42-point swing...5/16 at ORL: Started at DB...Recorded four tackles and a net recovery for a touchdown on special teams...5/22 vs. PHI: Started at DB...Led all tacklers with 7.0...5/30 vs. NOV: Started at DB...Tallied three tackles, a fumble recovery, a pass breakup and two interceptions...6/6 at ARI: Started at DB...Recorded 4.5 tackles...6/12 vs. JAX: Inactive...6/19 at CLE: Inactive...6/26 at PHI: Inactive...7/11 vs. ORL: Started at DB...Had five tackles and a fumble recovery...7/18 at NOV: Started at DB...Recorded 1.5 tackles...7/25 at JAX: Started at DB...Recorded a tackle...8/1 vs. LAK: Started at DB...Recorded a tackle, a pass breakup and an interception...8/8 at ORL: Started at DB...Recorded 6.5 tackles.

**2014 HIGHLIGHTS:** GP/GS – 13/12...3/14 vs. NOV: Injured reserve...3/21 at SAT: Injured reserve...3/29 vs. ORL: Injured reserve...4/2: Assigned to the Storm...4/4 vs. PHI: Started at DB...Recorded 10 tackles...4/11 at JAX: Not on roster...4/16: Assigned to the Storm...4/19 at ORL: Saw time at DB...Recorded a tackle...4/24: Reassigned...4/26 at SPO: Not on roster...5/1: Acquired by the Storm...5/3 vs. PDX: Started at DB...Had four tackles and a fumble recovery...5/17 at PHI: Started at DB...Recorded two tackles...5/24 vs. JAX: Started at DB...Recorded 6.5 tackles, an interception and four pass breakups...Had a net recovery for a TD with 0:00 second left in the second quarter...5/30 at NOV: Started at DB...Recorded 8.5 tackles, had an 19-yd interception for a TD and a net recovery for a TD...6/7 vs. PHI: Started at DB...Recorded 7.5 tackles, returned an interception 16 yards for a touchdown and had a missed field goal return on 27 yards...6/14 at IOW: Started at DB...Tallied 6.5 tackles and four pass breakups...6/21 vs. ORL: Started at DB...Had two interceptions and a pass breakup...6/27 at CLE: Started at DB...Recorded 3.5 tackles...7/11 at SJS: Started at DB...Led all defenders with seven tackles...7/21 at SPO: Started at DB...Recorded three tackles...7/26 vs. CLE: Started at DB...Recorded 4.5 tackles.

**2013 HIGHLIGHTS:** GP/GS – 5/5...Made his Storm debut on 4/12 vs. SAT...Reeled in his first interception on 5/18 at PIT and returned it 38 yards for a touchdown...3/23 vs. JAX: Not on roster...3/30 vs. CLE: Not on roster...4/6 at UTA: Not on roster...4/10: Assigned to the Storm...4/12 vs. SAT: Started at DB...Led the team in tackles with seven...4/20 at ORL: Inactive...4/27 at SPO: Inactive...5/4 vs. NOV: Inactive...5/10 at SJS: Inactive...5/18 at PIT: Started at DB...Tallied seven tackles...Had a 38 yard interception return for a touchdown and two pass breakups...5/25 vs. PHI: Started at DB...Tallied three tackles...6/1 at IOW: Started at DB...Tallied 5.5 tackles...6/6: Reassigned...6/8 vs. ORL: Not on roster...6/15 at NOV: Not on roster...6/22 vs. CHI: Not on roster...7/6 vs. SPO: Not on roster...7/13 at SAT: Not on roster...7/20 vs. PIT: Not on roster...7/27 at JAX: Started at DB...Had six tackles including a tackle for a loss of seven yards...PLAYOFFS: GP/GS – 0/0...8/3 at JAX: Inactive.

**COLLEGE INFORMATION:** Played in 33 games at Arkansas-Pine Bluff from 2008-2011...Named 2011 First-team All-SWAC his senior season...2011 (Senior): Played in five games...Had five interceptions for 33 yards...Had a kick return for 22 yards...2010 (Junior): Played in 11 games...Hauled in four interceptions for 115 yards and a touchdown...2009 (Sophomore): Played in 10 games...Had four interceptions for 42 yards...Returned nine kicks for 188 yards...2008 (Freshman): Played in seven games...Returned two interceptions for 92 yards and a touchdown...Had two punt returns for 10 yards...Had five kick returns for 122 yards.


**PERSONAL INFORMATION:** Born October 7, 1989...The Tampa, FL native prepped locally at Plant High School...Member of the Plant High School coaching staff in 2012.

### CAREER AFL STATISTICS

#### DEFENSE (REGULAR SEASON)

YEAR	TEAM	UT	A	TT	TFL-YDS	SACK-YDS	INT-YDS	PBU	FF	FR-YDS	TD	QH	BLK	G
2013	TAM	24	10	29.0	1.0-7	0-0	1-38	2	0	0-0	1	0	0	5-5
2014	TAM	59	10	64.0	0-0	0-0	5-35	10	0	3-11	4	0	0	13-12
2015	TAM	48	14	55.0	0-0	0-0	7-49	12	1	5-38	1	0	0	15-15
<b>Career Totals</b>		<b>131</b>	<b>34</b>	<b>148.0</b>	<b>1.0-7</b>	<b>0-0</b>	<b>13-122</b>	<b>24</b>	<b>0</b>	<b>8-49</b>	<b>6</b>	<b>0</b>	<b>0</b>	<b>33-32</b>
<b>Game Highs</b>		<b>10</b>	<b>3</b>	<b>10.0</b>	<b>1.0-7</b>	<b>0-0</b>	<b>2-0</b>	<b>4</b>	<b>0</b>	<b>1-0</b>	<b>2</b>	<b>0</b>	<b>0</b>	<b>*</b>
<b>Season Highs</b>		<b>59</b>	<b>10</b>	<b>64.0</b>	<b>1.0-7</b>	<b>0-0</b>	<b>7-49</b>	<b>12</b>	<b>0</b>	<b>5-38</b>	<b>4</b>	<b>0</b>	<b>0</b>	<b>15-15</b>





## UNDR A HENDRIX

 #45

**POS:** FB  
**Height:** 5'11  
**Weight:** 305  
**Date of Birth:** 12/13/90  
**Experience:** 1  
**Acquired:** 7/6/2015  
**College:** Hardin-Simmons  
**Hometown:** Irving, TX


**CAREER HIGHLIGHTS:** Spent time with the Amarillo Venom of the Lone Star Football League... Spent 2015 training camp with the Jacksonville Sharks... Assigned to the Storm on 7/6/15.

**HIGHLIGHTS:** GP/GS – 2/1... Scored the first two touchdowns of his career versus the LA KISS (8/1)... 3/27 vs. CLE: Not on roster... 4/3 at POR: Not on roster... 4/10 vs. SJS: Not on roster... 4/17 vs. NOV: Not on roster... 4/24 at CLE: Not on roster... 5/2 vs. JAX: Not on roster... 5/16 at ORL: Not on roster... 5/22 vs. PHI: Not on roster... 5/30 vs. NOV: Not on roster... 6/6 at ARI: Not on roster... 6/12 vs. JAX: Not on roster... 6/19 at CLE: Not on roster... 6/26 at PHI: Not on roster... 7/6: Assigned to the Storm... 7/11 vs. ORL: Saw action at FB... Recorded a tackle on special teams... 7/18 at NOV: Inactive... 7/23: Reassigned... 7/25 at JAX: Not on roster... 8/1 vs. LAK: Started at FB... Rushed four times for eight yards and two touchdowns... 8/8 at ORL: Started at FB... Rushed two times for eight yards.

**COLLEGE INFORMATION:** Played collegiately at Hardin-Simmons University (Abilene, TX)... 2012 (Senior): Appeared in 10 games for the Cowboys on the defensive line... Tallied 60 tackles, 19.0 TFL, 12 sacks and two forced fumbles... 2011 (Junior): Played in nine games for Hardin-Simmons... Recorded 40 tackles, seven TFL, three sacks, a pass breakup, forced fumble and a blocked kick... 2010 (Sophomore): Played in nine games for the Cowboys... Tallied 22 tackles, five TFL and a half sack... 2009 (Freshman): Appeared in seven games... Tallied seven tackles, two TFL and a sack.

**OTHER PROFESSIONAL EXPERIENCE:** Spent time with the Amarillo Venom.

**PERSONAL INFORMATION:** Born December 13, 1990. Prepped at Dallas Ranchview H.S. (Irving, TX) where he was a second-team all-area & all-state selection.



## RICK-J HILL

 #04

**POS:** DB  
**Height:** 6'0  
**Weight:** 198  
**Date of Birth:** 3/5/87  
**Experience:** 1  
**Acquired:** 10/24/14  
**College:** Fort Valley State  
**Hometown:** Atlanta, GA

**CAREER HIGHLIGHTS:** SAttended Atlanta Falcons mini-camp in 2012... Assigned to the Storm on October 24, 2014.

**2015 HIGHLIGHTS:** GP/GS – 15/15... Reeled in the first interception of his AFL career 4/24 at Cleveland... 3/27 vs. CLE: Started at JLB... Recorded 5.5 tackles and a forced fumble... 4/3 at POR: Started at JLB... Led the team with six tackles and a tackle for loss... 4/10 vs. SJS: Started at JLB... Recorded three tackles and fumble recovery... 4/17 vs. NOV: Started at JLB... Recorded four tackles and two pass breakups... 4/24 at CLE: Started at JLB... Tallied 5.5 tackles, recovered a fumble, had a pass breakup and an interception... 5/2 vs. JAX: Started at DB... Tallied 2.5 tackles... 5/16 at ORL: Started at JLB... Led all defenders with 9.5 tackles

and a pass breakup... 5/22 vs. PHI: Started at JLB... Tallied 5.0 tackles... 5/30 vs. NOV: Started at JLB... Tallied seven tackles including a half tackle for loss and reeled in an interception... 6/6 at ARI: Started at JLB... Tallied 2.5 tackles... 6/12 vs. JAX: Started at JLB... Recorded four tackles... 6/19 at CLE: Started at JLB... Recorded 5.5 tackles... 6/26 at PHI: Started at JLB... Tallied 2.5 tackles... 7/11 vs. ORL: Injured reserve... 7/18 at NOV: Started at JLB... Recorded 3.5 tackles... 7/25 at JAX: Started at JLB... Recorded 1.5 tackles and a pass breakup... 8/1 vs. LAK: Injured reserve... 8/8 at ORL: Injured reserve.

**OTHER PROFESSIONAL EXPERIENCE:** Played for the Cedar Rapids Titans of the Indoor Football League... Named IFL Rookie of the Year... Earned All-IFL honors in 2013.

**COLLEGE INFORMATION:** Played collegiately at Fort Valley State University... Led the team in tackles (2009-11)... Earned First Team All-Southern Intercollegiate Athletic Conference honors his senior season... He finished his senior year with 90 tackles, eight tackles for a loss including 3.5 sacks, an interception, three fumble recoveries and two forced fumbles... Was a two-time HBCU All-Star... Was the 2010 Pioneer Bowl MVP in 2010... Music City Classic MVP.

**PERSONAL INFORMATION:** Born March 5, 1987

### CAREER AFL STATISTICS

#### DEFENSE (REGULAR SEASON)

YEAR	TEAM	UT	A	TT	TFL-YDS	SACK-YDS	INT-YDS	PBU	FF	FR-YDS	TD	QH	BLK	G
2015	TAM	51	33	67.5	2.5-7	0-0	2-17	5	1	3-0	0	0	0	15-15
<b>Career Totals</b>	<b>51</b>	<b>33</b>	<b>67.5</b>	<b>2.5-7</b>	<b>0-0</b>	<b>2-17</b>	<b>5</b>	<b>1</b>	<b>3-0</b>	<b>0</b>	<b>0</b>	<b>0</b>	<b>0</b>	<b>15-5</b>
<b>Game Highs</b>	<b>7</b>	<b>5</b>	<b>9.5</b>	<b>1.0-5</b>	<b>0-0</b>	<b>1-9</b>	<b>2</b>	<b>1</b>	<b>1-0</b>	<b>0</b>	<b>0</b>	<b>0</b>	<b>*</b>	
<b>Season Highs</b>	<b>51</b>	<b>33</b>	<b>67.5</b>	<b>2.5-7</b>	<b>0-0</b>	<b>2-17</b>	<b>5</b>	<b>1</b>	<b>3-0</b>	<b>0</b>	<b>0</b>	<b>0</b>	<b>0</b>	<b>15-5</b>



## KENDRICK INGS

 #17

**POS:** WR  
**Height:** 5'10  
**Weight:** 180  
**Date of Birth:** 6/17/90  
**Experience:** 1  
**Acquired:** 11/20/14  
**College:** Miller Grove High School (GA)  
**Hometown:** Miami, FL

**CAREER HIGHLIGHTS:** Spent part of the 2014 season with the Dodge City Law (CPIFL)... Spent part of the 2015 National Football League season on the Detroit Lions practice squad... Assigned to the Tampa Bay Storm on November 20, 2014.

**2015 HIGHLIGHTS:** GP/GS – 16/14... Had 100+ kickoff return yards in seven games (3/27, 4/3, 4/24, 5/23, 6/12, 7/11, 7/25)... Had three kickoffs returned for touchdowns... 3/27 vs. CLE: Started at WR... Caught six passes for 90 yards... Rushed once for a yard... Had seven kick returns for 114 yards... 4/3 at POR: Started at WR... Caught two passes for 40 yards and a touchdown... Had six kick returns for 110 kickoff return yards... 4/10 vs. SJS: Started at WR... Led all receivers with eight receptions for 100 yards... 4/17 vs. NOV: Started at WR... Caught five passes for 63 yards and a touchdown... Had two kick returns for 19 yards and had a half tackle on special teams... 4/24 at CLE: Started at WR... Caught 12 passes for 172 yards and two touchdowns... Had seven kickoff returns for 68 yards... 5/2 vs. JAX: Started at WR... Caught three passes for 34 yards and a touchdown... Had two returns for 25 yards... 5/16 at ORL: Started at WR... Caught four passes for 60 yards and a touchdown... Had four kickoff returns for 98 yards... 5/22 vs. PHI: Started at WR... Caught two passes for 19 yards... Had nine kick return for 178 yards and a 56-yard kickoff return for a touchdown... 5/30 vs. NOV: Started at WR... Caught four passes for 64 yards and a touchdown... Had five kick returns for 78 yards... 6/6 at ARI: Inactive... 6/12 vs. JAX: Saw action at WR/KR... Caught two passes for 26 yards... Had six kickoff returns for 157 yards and a touchdown... Also had a 1-yard net recovery for a touchdown... 6/19 at CLE: Started at WR... Caught four passes for 77 yards and a touchdown... Had three kick returns for 46 yards... 6/26 at PHI: Saw action at WR and KR... Caught four passes for 85 yards and two touchdowns... Had five kickoff returns for 50 yards... 7/11 vs. ORL: Started at WR... Caught a pass for seven yards... Had eight kickoff returns for 122 yards and a touchdown... 7/18 at NOV: Inactive... 7/25 at JAX: Started at WR and saw action at KR... Caught four passes for 64 yards and a touchdown... Had six kick returns for 118 yards... 8/1 vs. LAK: Started at WR... Caught four passes for 54 yards... Had three kick returns for 30 yards... 8/8 at ORL: Started at WR... Caught four passes for 59 yards... Had five kick returns for 96 yards.

and three touchdowns... Had five kick returns for 84 yards... 4/17 vs. NOV: Started at WR... Caught five passes for 63 yards and a touchdown... Had two returns for 25 yards... 5/16 at ORL: Started at WR... Caught four passes for 60 yards and a touchdown... Had four kickoff returns for 98 yards... 5/22 vs. PHI: Started at WR... Caught two passes for 19 yards... Had nine kick return for 178 yards and a 56-yard kickoff return for a touchdown... 5/30 vs. NOV: Started at WR... Caught four passes for 64 yards and a touchdown... Had five kick returns for 78 yards... 6/6 at ARI: Inactive... 6/12 vs. JAX: Saw action at WR/KR... Caught two passes for 26 yards... Had six kickoff returns for 157 yards and a touchdown... Also had a 1-yard net recovery for a touchdown... 6/19 at CLE: Started at WR... Caught four passes for 77 yards and a touchdown... Had three kick returns for 46 yards... 6/26 at PHI: Saw action at WR and KR... Caught four passes for 85 yards and two touchdowns... Had five kickoff returns for 50 yards... 7/11 vs. ORL: Started at WR... Caught a pass for seven yards... Had eight kickoff returns for 122 yards and a touchdown... 7/18 at NOV: Inactive... 7/25 at JAX: Started at WR and saw action at KR... Caught four passes for 64 yards and a touchdown... Had six kick returns for 118 yards... 8/1 vs. LAK: Started at WR... Caught four passes for 54 yards... Had three kick returns for 30 yards... 8/8 at ORL: Started at WR... Caught four passes for 59 yards... Had five kick returns for 96 yards.

**OTHER PROFESSIONAL EXPERIENCE:** Was on the Detroit Lions practice squad in 2015.

**PERSONAL INFORMATION:** Born June 17, 1990... Prepped at Miller Grove High School (Lithonia, GA).

### CAREER AFL STATISTICS


#### RECEIVING

YEAR	TEAM	REC	YDS	AVG	TD	LG	YDS/G	G-S
2015	TAM	68	997	14.7	15	45	58.6	16-14
<b>Career Totals</b>		<b>68</b>	<b>997</b>	<b>14.7</b>	<b>15</b>	<b>45</b>	<b>58.6</b>	<b>16-14</b>
<b>Game Highs</b>		<b>12</b>	<b>172</b>	<b>20.0</b>	<b>3</b>	<b>45</b>	<b>172.0</b>	<b>*</b>
<b>Season Highs</b>		<b>68</b>	<b>997</b>	<b>14.7</b>	<b>15</b>	<b>45</b>	<b>58.6</b>	<b>16-14</b>

#### KICKOFF RETURNS

#### MISSED FG RETURNS

YEAR	TEAM	RET	YDS	AVG	TD	LG	RET	YDS	AVG	TD	LG	TOTAL
2015	TAM	82	1435	17.5	3	56	1	38	38.0	0	38	1473
<b>Career Totals</b>		<b>82</b>	<b>1435</b>	<b>17.5</b>	<b>3</b>	<b>56</b>	<b>1</b>	<b>38</b>	<b>38.0</b>	<b>0</b>	<b>38</b>	<b>1473</b>
<b>Game Highs</b>		<b>9</b>	<b>178</b>	<b>24.5</b>	<b>1</b>	<b>56</b>	<b>1</b>	<b>38</b>	<b>38.0</b>	<b>0</b>	<b>38</b>	<b>*</b>
<b>Season Highs</b>		<b>82</b>	<b>1435</b>	<b>17.5</b>	<b>3</b>	<b>56</b>	<b>1</b>	<b>38</b>	<b>38.0</b>	<b>0</b>	<b>38</b>	<b>1473</b>



## CHRIS JASPERSE

#60

**POS:** OL  
**Height:** 6'4  
**Weight:** 300  
**Date of Birth:** 4/4/1991

**Experience:** R  
**Acquired:** 3/3/2016  
**College:** Marshall  
**Hometown:** Greensboro, NC


**CAREER HIGHLIGHTS:** Began his professional career with the Cincinnati Bengals in 2015 as an undrafted rookie free agent... Acquired by the Storm on March 3, 2016.

**OTHER PROFESSIONAL EXPERIENCE:** Spent the 2015 training camp with the Cincinnati Bengals.

**COLLEGE INFORMATION:** Started in 53-of-53 games for Marshall... The former walk-on set a school record for games started... Was a two-time All-Conference USA first team selection... Played 4,040 career snaps, leading all 2014 active FBS offensive linemen... 2014 (Senior): All-Conference USA first team selection... Started in 14-of-14 games, leading the team to the Conference USA title game and was a Boca Raton Bowl

Champion... 2013 (Junior): Started in 14-14 games at center... An All-Conference USA first team selection... 2012 (Sophomore): Started in 12-of-12 games... Saw action at center and right guard... 2011 (Freshman): Started in 13-of-13 games... Named to the Conference USA All-Freshman Team... 2010: Redshirted this season.

**PERSONAL INFORMATION:** Born April 4, 1991... Prepped at Page High School (Greensboro, NC)... Helped lead the team a 2007 state championship.



## ADAM KENNEDY

#08

**POS:** QB  
**Height:** 6'5  
**Weight:** 230  
**Date of Birth:** 5/11/91

**Experience:** 2  
**Acquired:** 12/7/15  
**College:** Arkansas State  
**Hometown:** Elk Grove, CA

**CAREER HIGHLIGHTS:** Began his AFL career with the New Orleans VooDoo in 2014... Spent time with the Chicago Bears (NFL)... Acquired by the Storm on December 7, 2015.

**2015 NEW ORLEANS VOODOO HIGHLIGHTS:** GP/GS – 13/13... 3/28 vs. JAX: Started at QB... Completed 19-of-25 passes for 222 yards and four touchdowns... Rushed nine times for 18 yards and a touchdown... 4/4 vs. CLE: Started at QB... Completed 18-of-29 passes for 243 yards and three touchdowns... Rushed four times for 30 yards and a touchdown... 4/11 vs. ORL: Started at QB... Completed 23-of-39 passes for 251 yards and six touchdowns... Rushed once for nine yards... 4/17 at TAM: Started at QB... Completed 20-of-42 passes for 172 yards and a touchdown... Rushed once... 4/26

vs. PHI: Started at QB... Completed 24-of-42 passes for 271 yards and four touchdowns... 5/2 vs. SPD: Started at QB... Completed 7-of-11 passes for 71 yards... 5/8: Placed on Inactive Reserve... 5/9 vs. ARI: Inactive reserve... 5/12: Placed on Injured Reserve... 5/15 at CLE: Injured Reserve... 5/23 vs. JAX: Injured Reserve... 5/28: Reactivated from Injured Reserve... 5/30 at TAM: Inactive... 6/6 at PHI: Started at QB... Completed 27-of-42 passes for four touchdowns... 6/12 vs. CLE: Started at QB... Completed 18-of-30 passes for 260 yards and four touchdowns... Rushed twice for six yards and a touchdown... 6/27 at ORL: Started at QB... Completed 32-of-49 passes for 264 yards and two touchdowns... Rushed three times for nine yards and two touchdowns... 7/10 at SJS: Started at QB... Completed 30-of-44 passes for 296 yards and five touchdowns... Rushed twice for three yards... 7/18 vs. TAM: Started at QB... Completed 12-of-19 passes for 241 yards and five touchdowns... Rushed six times for 21 yards and two touchdowns... 7/25 at LVO: Team did not play... 8/2 at PHI: Started at QB... Completed 14-of-30 passes for 120 yards and four touchdowns... Rushed once for six yards... 8/8 at JAX: Started at QB... Completed 16-of-20 passes for 182 yards and a touchdown... Rushed four times for nine yards and three touchdowns.

**2014 NEW ORLEANS VOODOO HIGHLIGHTS:** GP/GS – 7/7... 3/14 at TAM: Not on roster... 3/29 vs. CLE: Not on roster... 4/3 vs. ORL: Not on roster... 4/11 at PIT: Not on roster... 4/18 vs. SAT: Not on roster... 4/26 at ORL: Not on roster... 5/10 at PHI: Not on roster... 5/17 at SAT: Not on roster... 5/24 vs. IOW: Not on roster... 5/30 vs. NOV: Not on roster... 6/7 at PIT: Not on roster... 6/10: Acquired by the VooDoo... 6/14 at CLE: Started at QB... Completed 20-of-36 passes for 224 yards and two touchdowns... Rushed nine times for 32 yards and two touchdowns... 6/21 vs. JAX: Started at QB... Completed 11-of-21 passes for 116 yards and a touchdown... Rushed four times for two yards... 6/26 at POR: Started at QB... Completed 18-of-37 passes for 202 yards and five touchdowns... Rushed four times for 10 yards and two touchdowns... 7/7 vs. PIT: Started at QB... Completed 24-of-39 passes for 304 yards and four touchdowns... Rushed five times for 10 yards and two touchdowns... 7/14 at JAX: Started at QB... Completed 18-of-36 passes for 176 yards and four touchdowns... Rushed seven times for 18 yards and a touchdown... 7/19 vs. ORL: Started at QB... Completed 29-of-35 passes for 308 yards and seven touchdowns... Rushed four times for (-7) yards and a touchdown... 7/26 vs. SAT: Started at QB... Completed 25-of-42 passes for 205 yards and three touchdowns... Rushed six times for 10 yards and two touchdowns.

**OTHER PROFESSIONAL EXPERIENCE:** Attended Chicago Bears mini-camp in 2014.

**COLLEGE INFORMATION:** Began his career at San Joaquin Delta College (CA) before transferring to Utah State and finally settling at Arkansas State... ARKANSAS STATE: 2013 (Senior): Played in 13 games for the Red Wolves... Completed 218-of-315 passes for 2,363 yards and 11 touchdowns... Rushed 153 times for 524 yards and four touchdowns... UTAH STATE: 2012 (Junior): Appeared in two games for the Aggies... 2011 (Sophomore): Started in 5-of-8 games for Utah State... Completed 76-of-110 passes for 11 touchdowns... Rushed 55 times for 239 yards... Led his team to the Famous Idaho Potato Bowl... SAN JOAQUIN DELTA COLLEGE: 2010 (Freshman): Played in 10 games for the Mustangs... Completed 153-of-236 passes for 2,135 yards.

**PERSONAL INFORMATION:** Born May 11, 1991.


### CAREER AFL STATISTICS

#### PASSING STATISTICS

SEASON	TEAM	GP	Rating	Cmp	Att	Int	Pct	Yds	TD	Avg/G	GP-GS
2014	NOV	7	91.77	145	246	7	58.9	1535	26	220.1	7-7
2015	NOV	13	93.35	260	422	14	61.6	2863	43	220.2	13-13
Career Totals		20	92.76	405	668	21	60.6	4398	69	219.9	20-20
Game Highs		.	146.38	32	49	3	82.9	308	7	308.0	.
Season Highs		20	93.35	260	422	14	61.6	2863	43	220.2	13-13

#### RUSHING

YEAR	TEAM	ATT	YDS	AVG	TD	LG	YDS/GG-S
2014	NOV	39	75	1.9	10	17	10.7
2015	NOV	37	114	3.1	11	18	8.8
Career Totals		76	189	2.5	21	*	9.5
Game Highs		9	32	3.6	3	18	32.0
Season Highs		39	114	3.1	11	*	10.7



## FRANK MAYS

 #97

**POS:** DL  
**Height:** 6'9  
**Weight:** 291  
**Date of Birth:** 6/13/90  
**Experience:** 1  
**Acquired:** 10/28/14  
**College:** Florida A&M  
**Hometown:** Bemidji, MN


**CAREER HIGHLIGHTS:** Signed with the Philadelphia Eagles as an undrafted rookie free agent in 2014... Assigned to the Storm on October 28, 2014

**2015 HIGHLIGHTS:** GP/GS – 3/0... Made his Storm debut, 4/17, versus the New Orleans VooDoo... 3/27 vs. CLE: Not on roster... 4/3 at POR: Not on roster... 4/10 vs. SJS: Not on roster... 4/15: Acquired by the Storm... 4/17 vs. NOV: Saw action at defensive end... Tallied 2.5 tackles, a sack and a blocked kick... 4/24 at CLE: Saw action on the DL... Recorded three tackles and a half TFL... 5/2 vs. JAX: Saw action on defensive line... 5/16 at ORL: OLEX... 5/22 vs. PHI: OLEX... 5/30 vs. NOV: Not on roster... 6/6 at ARI: Not on roster... 6/12 vs. JAX: Not on roster... 6/19 at CLE: ... 6/26 at PHI: Not on roster... 7/11 vs. ORL: Not on roster... 7/18 at NOV: Not on roster... 7/25 at JAX: Not on roster... 8/1 vs. LAK: Not on roster... 8/8 at ORL: Not on roster.

**OTHER PROFESSIONAL EXPERIENCE:** Spent 2014 and 2015 training camp with the Philadelphia Eagles.

**COLLEGE INFORMATION:** Played collegiately at Central Lakes College (MN) before transferring to Florida A&M... FLORIDA A&M HIGHLIGHTS: 2013 (Senior): Appeared in 11 games for the Rattlers... Tied for the team lead in sacks with 4.0... Tallied 47.0 tackles, 10.5 tackles for loss, and four sacks... 2012 (Junior): Played in 10 games... Recorded 21.0 tackles, five tackles for loss, and two sacks... CENTRAL LAKES COLLEGE HIGHLIGHTS: 2011 (Sophomore): Played in nine games for the Raiders... Recorded 47 tackles... Led the team with 8.5 sacks... 2010 (Freshman): Appeared in nine games... Tallied 42.0 tackles, 4.5 sacks and a forced fumble.

**PERSONAL INFORMATION:** Born December 1, 1990... Prepped at Bemidji H.S. (MN)... Tallied 95.0 total tackles, 8.0 tackles for loss, and 3.5 sacks his senior year.



## JAMES MCCLINTON

 #94

**POS:** DL  
**Height:** 6'1  
**Weight:** 285  
**Date of Birth:** 7/4/1986  
**Experience:** 3  
**Acquired:** 1/28/2016  
**College:** Kansas  
**Hometown:** Garland, TX

**CAREER HIGHLIGHTS:** Spent time with the Kansas City Chiefs (NFL) in 2008 as an undrafted rookie free agent... Also played for the Green Bay Blizzard (IFL)... Spent time with the Spokane Shock, Iowa Barnstormers, Jacksonville Sharks, L.A. KISS and the New Orleans VooDoo... Acquired by the Storm on January 28, 2016.

**2015 HIGHLIGHTS:** JACKSONVILLE SHARKS HIGHLIGHTS: GP/GS – 2/2... 3/28 at NOV: Started at NG... Recorded 1.5 tackles and a sack... 4/3 vs. ORL: Started at NG... Tallied 3.5 tackles and a sack... 4/8: Traded to LA KISS... LA KISS HIGHLIGHTS: GP/GS – 3/2... 4/11 vs. LVO: Started at NG... 4/18 at ORL: Started at NG... 4/25 vs. ARI: Saw action at NG... 4/29: Traded to the New Orleans VooDoo... NEW ORLEANS VOODOO HIGHLIGHTS: GP/GS – 7/6... 5/2 vs. SPO: Started at NG... Recorded 0.5 tackles... 5/9 vs. ARI: Started at NG... Recorded 0.5 tackles... 5/15 at CLE: Started at NG... Recorded 0.5 tackle... 5/23 vs. JAX: Started at NG... Tallied 1.0 tackle... 5/30 at TAM: Started at NG... 6/6 at PHI: Started at NG... 6/12 vs. CLE: Inactive... 6/27 at TAM: Inactive... 7/10 at SJS: Inactive... 7/18 vs. TAM: Inactive... 7/25 at LVO: TEAM DID NOT PLAY... 8/2 at PHI: Saw action at NG... Recorded 2.5 tackles and a 0/5 tackle for loss... 8/8 at JAX: Inactive

**2014 IOWA BARNSTORMERS HIGHLIGHTS:** GP/GS – 5/3... 3/15 at SPO: Saw action at NG... Recorded a tackle and sack... 3/24 at POR: Inactive... 4/4 at CLE: Inactive... 4/12 vs. SAT: Started at NG... Tallied a tackle and a half tackle for loss... 4/19 vs. LAK: Inactive... 4/27 at PHI: Started at NG... 5/3 at SAT: Started at NG... Recorded 2.0 tackles... 5/10 vs. JAX: Saw action at NG... Tallied 0.5 tackle and a 0.5 sack... 5/12: Traded to Jacksonville Sharks... JACKSONVILLE SHARKS HIGHLIGHTS: GP/GS – 10/7... Led the team with 10.0 tackles for loss and 9.0 sacks... 5/17 vs. ORL: Saw action at NG... Recorded a half tackle... 5/24 at TAM: Saw action at NG... Recorded 3.0 tackles and a tackle for loss... 6/7 vs. SPO: Started at NG... Tallied 3.0 tackles, 2.0 tackles for loss and 2.0 sacks... 6/12 at ORL: Saw action at NG... Recorded 4.0 tackles, 1.0 tackle for loss and 1.0 sack... 6/21 at NOV: Started at NG... Tallied 3.0 tackles and 3.0 sacks... 6/28 vs. PIT: Started at NG... Tallied a blocked kick... 7/6 at SAT: Started at NG... Recorded a tackle, 1.0 tackle for loss and 1.0 sack... 7/14 vs. NOV: Started at NG... Recorded 4.0 tackles, 1.0 tackle for loss and 1.0 sack... 7/19 at CLE: Started at NG... Tallied 0.5 tackle... 7/26 vs. LAK: Started at NG... Tallied a tackle, 1.0 tackle for loss and 1.0 sack.

**2011 SPOKANE SHOCK HIGHLIGHTS:** GP/GS – 1/1... 3/11 at SJS: Not on roster... 3/19 vs. CLE: Not on roster... 3/25 at IOW: Not on roster... 4/1 at KCC: Not on roster... 4/15 at UTA: Not on roster... 4/23 at ORL: Not on roster... 4/30 vs. ARI: Not on roster... 5/7 at PIT: Not on roster... 5/14 vs. DAL: Not on roster... 5/20 vs. TAM: Not on roster... 5/28 at KCC: Not on roster... 6/10 vs. PHI: Not on roster... 6/18 vs. CHI: Not on roster... 6/25 at NOV: Not on roster... 7/2 at ARI: Not on roster... 7/9 vs. UTA: Not on roster... 7/16 at SJS: Not on roster... 7/22 at JAX: Started at NG... Recorded 0.5 tackle... PLAYOFFS: GP/GS – 1/1... 7/29 at ARI: Started at NG.

**OTHER PROFESSIONAL EXPERIENCE:** Spent part of the 2008 NFL season with the Kansas City Chiefs as an undrafted rookie free agent... Spent the 2012 and 2013 seasons with the Green Bay Blizzard of the IFL.


**COLLEGE INFORMATION:** Played four seasons with the University of Kansas... Earned second-team All-American honors his senior season... Helped lead the team to an Orange Bowl victory in 2008... 2007 (Senior): Appeared in 13 games for the Jayhawks... Earned second-team All-American honors... Recorded 39.0 tackles, 11.0 tackles for loss, 2.5 sacks and an interception... 2006 (Junior): Started in 12-of-12 games for the Jayhawks... Earned second-team All-Big 12 honors by the Associated Press... Tallied 51.0 tackles, 14.0 tackles for loss and three forced fumbles... 2005 (Sophomore): Started in 11-of-12 games... Recorded 27.0 tackles, 4.0 tackles for loss and a sack... 2004 (Freshman): Saw action in six games for the Jayhawks... Recorded a half tackle and a pass breakup.

**PERSONAL INFORMATION:** Born July 4, 1986... Prepped at Lakeview Centennial H.S. (Garland, TX)... Earned first-team All-District and All-Area honors in 2003... Named the District 12 defensive MVP... A three-sport athlete excelling in football, power lifting and track.

### CAREER AFL STATISTICS

#### DEFENSE

YEAR	TEAM	UT	A	TT	TFL-YDS	SACK-YDS	INT-YDS	PBU	FF	FR-YDS	TD	QH	BLK	G
2011	SPO	0	1	0.5	0-0	0-0	0-0	0	0	0-0	0	0	0	1-1
2014	IOW	3	4	5.0	2.0-8	1.5-8	0-0	0	0	0-0	0	1	0	5-3
2014	JAX	16	10	21.0	10.0-42	9.0-40	0-0	0	0	0-0	0	1	1	10-7
2015	JAX	4	2	5.0	2.0-8	2.0-8	0-0	0	0	0-0	0	0	0	2-2
2015	LAK	0	0	0.0	0.0-0	0.0-0	0-0	0	0	0-0	0	0	0	3-2
2015	NOV	2	6	5.0	0.5-1	0-0	0-0	0	0	0-0	0	4	0	7-6
<b>Career Totals</b>		<b>25</b>	<b>23</b>	<b>36.5</b>	<b>14.5-59</b>	<b>12.5-56</b>	<b>0-0</b>	<b>0</b>	<b>0</b>	<b>0-0</b>	<b>0</b>	<b>6</b>	<b>1</b>	<b>28-21</b>
<b>Season High</b>		<b>16</b>	<b>10</b>	<b>21.0</b>	<b>10.0-42</b>	<b>9.0-40</b>	<b>0-0</b>	<b>0</b>	<b>0</b>	<b>0-0</b>	<b>0</b>	<b>4</b>	<b>1</b>	<b>12-10</b>



## ALFRED MCCULLOUGH

#52

**POS:** OL  
**Height:** 6'2  
**Weight:** 311  
**Date of Birth:** 7/16/89  
**Experience:** 3  
**Acquired:** 1/30/13  
**College:** Alabama  
**Hometown:** Athens, AL

**CAREER HIGHLIGHTS:** Signed as an undrafted free agent with the Philadelphia Eagles (NFL) on May 17, 2012...Assigned to the Storm on January 30, 2013.

**2015 HIGHLIGHTS:** GP/GS – 13/13...Started in 46 consecutive games played, dating back to the 2013 season...3/27 vs. CLE: Started on the offensive line...4/3 at POR: Started on the offensive line...4/10 vs. SJS: Started on the offensive line...Saw action on the defensive side of the ball and recorded 2.5 tackles...4/17 vs. NOV: Started on the offensive line...Let up no sacks...4/24 at CLE: Started on the offensive line...Saw action on defensive line...5/2 vs. JAX: Started on the offensive line...5/16 at ORL: Started on the offensive line...5/22 vs. PHI: Started on the offensive line...5/30 vs. NOV: Started on the offensive line...6/6 at ARI: Started at TE...6/14 at IOW: Started at TE...6/21 vs. ORL: Started at TE...6/27 at CLE: Started at TE...7/11 at SJS: Started at TE...Caught a pass for nine yards...7/21 at SPO: Started at TE...7/26 vs. CLE: Started at TE.

Started on the offensive line...6/12 vs. JAX: Inactive...6/19 at CLE: Inactive...6/26 at PHI: Inactive...7/11 vs. ORL: Started on the offensive line...7/18 at NOV: Started on offensive line...7/25 at JAX: Started on offensive line...8/1 vs. LAK: Injured reserve...8/8 at ORL: Injured reserve.

**2014 HIGHLIGHTS:** GP/GS – 18/18...Caught his first touchdown of the season versus Jacksonville (5/24)...3/14 vs. NOV: Started at TE...3/21 at SAT: Started at TE...3/29 vs. ORL: Started at TE...4/4 vs. PHI: Started at TE...4/11 at JAX: Started at TE...4/19 at ORL: Started at TE...4/26 vs. SPO: Started at TE...5/3 vs. SPO: Started at TE...5/17 at PHI: Started at TE...5/24 vs. JAX: Started at TE...5/30 at NOV: Started at TE...5/30 at NOV: Started at TE...6/7 vs. PHI: Started at TE...6/14 at IOW: Started at TE...6/21 vs. ORL: Started at TE...6/27 at CLE: Started at TE...7/11 at SJS: Started at TE...Caught a pass for nine yards...7/21 at SPO: Started at TE...7/26 vs. CLE: Started at TE.

**2013 HIGHLIGHTS:** GP/GS – 16/16...Scored his first touchdown since middle school on a screen pass, 3/30 vs. CLE...

3/23 vs. JAX: Started at G...30 vs. CLE: Started at G...Had one reception for 17 yards and a touchdown...4/6 at UTA: Started at G...4/12 vs. SAT: Started at G...4/20 at ORL: Started at G...4/27 at SPO: Started at G...5/4 vs. NOV: Started at G...5/10 at SJS: Did not play...5/18 at PIT: Started at G...5/25 vs. PHI: Started at G...6/1 at IOW: Started at G...6/8 vs. ORL: Started at G...6/15 at NOV: Started at G...6/22 vs. CHI: Started at G...7/6 vs. SPO: Started at G...7/13 at SAT: Started at G...7/20 vs. PIT: Started at G...7/27 at JAX: Started at G...PLAYOFFS: 8/3 at JAX: Started at G...Had one reception for 20 yards.

**OTHER PROFESSIONAL EXPERIENCE:** Spent time with the Baltimore Ravens (NFL) in 2012 mini-camp.

**COLLEGE INFORMATION:** Played at Alabama from 2007-11...Appeared in 32 games, with 10 career starts, for the Crimson Tide...A two-time BCS National Champion (2010 and 2012)...2011 (Senior): Played in 13 games with six starts on the offensive line...Played in every game of the season...2010 (Junior): Started in 4-of-12 games on the offensive line...Named Offensive Player of the Week for his performance against Mississippi...2009 (Sophomore): Played in six games a reserve offensive lineman...2008: Did not play this season due to transition from defensive to offensive line...2007 (Freshman): Appeared in one game on the defensive line...Recorded a half tackle, and a fumble recovery in a win over Western Carolina.

**PERSONAL INFORMATION:** Born on July 16, 1989...Prepped at Athens High School (Athens, AL)...Super All-State Team honoree and first-team Class 5A All-State selection by The Birmingham News...Led Athens to a Class 5A Alabama State Championship...Recorded 128 tackles and 28 tackles for loss in his junior and senior seasons at Athens High School.

### TRANSACTIONS:


1/30/2013: Assigned to the Tampa Bay Storm  
 8/25/2012: Waived by the Philadelphia Eagles  
 5/17/2012: Signed by the Philadelphia Eagles as an undrafted free agent  
 4/29/2012: Invited to the Baltimore Ravens mini-camp

### CAREER AFL STATISTICS

#### RECEIVING <sup>A</sup>

YEAR	TEAM	REC	YDS	AVG	TD	LG	YDS/G	G-S
2015	TAM	1	7	7.0	0	7	0.6	11-11
2014	TAM	2	23	11.5	1	14	1.3	18-18
2013	TAM	3	51	17.0	1	20	2.7	17-17
<b>Career Totals</b>		<b>6</b>	<b>81</b>	<b>13.5</b>	<b>2</b>	<b>*</b>	<b>1.8</b>	<b>46-46</b>
<b>Game Highs</b>		<b>1</b>	<b>20</b>	<b>20.0</b>	<b>1</b>	<b>20</b>	<b>20.0</b>	<b>*</b>
<b>Season Highs</b>		<b>3</b>	<b>51</b>	<b>17.0</b>	<b>1</b>	<b>20</b>	<b>2.7</b>	<b>18-18</b>

<sup>A</sup>Includes Post-season



## CAMERON MCGLENN

#18

**POS:** DB  
**Height:** 6'0  
**Weight:** 195  
**Date of Birth:** 2/16/88  
**Experience:** 5  
**Acquired:** 10/16/15  
**College:** Elon  
**Hometown:** Belmont, NC

**CAREER HIGHLIGHTS:** Began his AFL career with the Iowa Barnstormers in 2011...Split part of the 2013 season between the Spokane Shock and New Orleans VooDoo...Earn Second Team All-Arena honors for his performance during the 2014 season...Finished his VooDoo career as the team's all-time leading tackler (215)...Assigned to the Storm on October 16, 2015.

**2015 NEW ORLEANS VOODOO HIGHLIGHTS:** GP/GS – 17/16...3/28 vs. JAX: Started at DB...Recorded 5.0 tackles and a pass breakup...4/4 vs. CLE: Started at DB...Tallied 3.5 tackles and a pass breakup...4/11 vs. ORL: Saw action at DB...Recorded 5.0 tackles...4/17 at TAM: Started at DB...Tallied

3.0 tackles, a forced fumble and a pass breakup...4/26 vs. PHI: Started at DB...Recorded a tackle...Had a kickoff return for 13 yards...5/2 vs. SPO: Started at DB...Led all tacklers with 9.5, hauled in an interception and had a pass breakup...Had a kickoff return of seven yards...5/9 vs. ARI: Started at DB...Tallied 3.5 tackles and a half tackle for loss...5/15 at CLE: Started at JLB...5/23 vs. JAX: Started at DB...Tallied 4.5 tackles...5/30 at TAM: Started at DB...Recorded 4.0 tackles, an interception and a pass breakup...6/6 at PHI: Started at DB...Recorded 4.0 tackles and an interception...6/12 vs. CLE: Started at DB...Led all tacklers with 6.5, a tackle for loss and two pass breakups...6/27 at ORL: Started at DB...Tallied 5.0 tackles and pass breakup...7/10 at SJS: Started at DB...Tallied 5.5 tackles and a pass breakup...7/18 vs. TAM: Started at DB...Recorded 5.0 tackles and a half tackle for loss...7/25 at LVO: TEAM DID NOT PLAY...8/2 at PHI: Started at DB...Recorded 3.0 tackles...8/8 at JAX: Started at DB...Tallied 5.0 tackles, a half tackle for loss and an interception.

**2014 NEW ORLEANS VOODOO HIGHLIGHTS:** GP/GS – 17/15...Earned second team All-Arena honors for his performance during the 2014 season...3/14 at TAM: Started at DB...Recorded 4.5 tackles...3/19 vs. CLE: Started at DB...Led all tacklers with 9.5...Hauled in an interception...4/3 vs. ORL: Started at DB...Recorded 5.0 tackles, three pass breakups and two interceptions...Returned an interception 49 yards for a touchdown...4/11 at PIT: Tallied 2.0 tackles and two interceptions...4/18 vs. SAT: Started at DB...Tallied 4.5 tackles and a pass breakup...4/26 at ORL: Started at DB...Recorded 4.0 tackles and two pass breakups...5/10 at PHI: Started at DB...Tallied 4.0 tackles and a pass breakup...5/17 at SAT: Started at DB...Led the game with 8.0 tackles...Had a pair of interceptions and a pass breakup...5/24 vs. IOW: Started at DB...Recorded 4.5 tackles, a forced fumble and a missed field goal return...5/30 vs. TAM: Started at DB...Recorded 4.0 tackles and a pass breakup...6/7 at PIT: Started at DB...Tallied 4.0 tackles and an interception...6/17 at CLE: Started at DB...Tallied 4.0 tackles...6/21 vs. JAX: Started at DB...Recorded 8.5 tackles, a tackle for loss and a pass breakup...6/26 at POR: Started at DB...Recorded 6.0 tackles and reeled in two interceptions...7/7 vs. PIT: Started at DB...Tallied 6.0 tackles and a pass breakup...7/14 at JAX: Started at DB...Recorded 11.0 tackles, three pass breakups and a forced fumble...7/19 vs. ORL: Started at DB...Tallied 7.0 tackles, an interception and a pass breakup...7/26 vs. SAT: Inactive.

**2013 SPOKANE SHOCK HIGHLIGHTS:** GP/GS – 8/7...3/24 at CLE: Started at DB...Recorded 5.0 tackles...3/31 at CHI: Started at DB...Tallied 4.5 tackles...4/5 at IOW: Saw action at DB...Led all tacklers with 8.5...Had a tackle for loss and a pass breakup...4/12 vs. ARI: Started at DB...Recorded 2.5 tackles...4/19 at SJS: Started at DB...Tallied 6.5 tackles...4/27 vs. TAM: Started at DB...Tallied 2.0 tackles...5/4 at UTA: Started at DB...Recorded 2.5 tackles a pass breakup and an interception...5/11 vs. ORL: Started at DB...Recorded 2.5 tackles and two pass breakups...5/17 vs. NOV: Not on roster...5/24 vs. SAT: Not on roster...New Orleans VooDoo Highlights: GP/GS – 9/9...6/1 vs. CLE: Started at DB...Recorded 4.5 tackles, a half tackle for loss, two interceptions, a pass breakup and an interception returned for touchdown...6/8 at PHI: Started at DB...Recorded 8.0 tackles...Had a kickoff return of 30 yards...6/15 vs. TAM: Started at DB...Recorded 6.5 tackles and two interceptions...6/22 vs. SAT: Started at DB...Recorded 9.0 tackles, an interception and a pass breakup...6/29 at PIT: Started at DB...Tallied 3.5 tackles and four pass breakups...7/6 at UTA: Started at DB...Tallied 4.5 tackles, an interception and a pass breakup...7/13 at ARI: Started at DB...Recorded 2.0 tackles...7/20 vs. JAX: Started at DB...Tallied 7.5 tackles...7/27 at ORL: Started at DB...Recorded 6.0 tackles.

**2012 IOWA BARNSTORMERS HIGHLIGHTS:** GP/GS – 18/14...3/12 at SPO: Started at DB...Recorded 9.0 tackles, a fumble recovery and two interceptions...3/17 vs. UTA: Started at DB...Recorded 8.0 tackles and an interception...3/31 vs. CHI: Started at DB...Tallied 4.0 tackles and two pass breakups...4/6 at PIT: Started at DB...Recorded 5.0 tackles, a pass breakup and interception...4/14 vs. ARI: Started at DB...Led all tacklers with 8.5...Had a pass breakup and an interception...4/20 at UTA: Started at DB...Tallied 5.5 tackles and a tackle for loss...4/28 vs. SJS: Started at DB...Recorded 9.0 tackles and a pass breakup...5/6 at CHI: Started at DB...Recorded 5.5 tackles and two pass breakups...5/12 vs. KCC: Saw action at DB...Tallied 5.5 tackles and a kickoff return of five yards...5/19 at JAX: Saw action at DB...5/25 vs. SPO: Started at DB...Recorded 5.5 tackles and a pass breakup...6/1 vs. CLE: Started at DB...Led the game with 14.5 tackles and an interception...6/9 at ARI: Started at DB...Tallied 7.5 tackles and a half tackle for loss...6/16 at SAT: Started at DB...Recorded 7.5 tackles...6/30 vs. PIT: Started at DB...Tallied 7.0 tackles, a tackle for loss and a pass breakup...7/7 at KCC: Started at DB...Tallied 5.5 tackles, a pass breakup and an interception...7/14 at SJS: Started at DB...Led the game with 11.0 tackles...7/21 vs. SAT: Started at DB...Recorded 7.0 tackles.

**2011 IOWA BARNSTORMERS HIGHLIGHTS:** GP/GS – 18/18...3/19 at PIT: Started at DB...Recorded 8.0 tackles, a tackle for loss and two pass breakups...3/25 vs. SPO: Started at DB...Recorded 2.5 tackles and two interceptions...4/1 at SJS: Started at DB...Tallied 7.0 tackles and three pass breakups...4/9 at KCC: Started at DB...Led the game with 9.0 tackles, two pass breakups, two interceptions and a forced fumble...4/16 vs. CHI: Started at DB...Tallied 4.0 tackles and an interception...4/23 at TUL: Started at DB...Tallied 8.0 tackles, two pass breakups and an interception...4/30 vs. PHI: Started at DB...Recorded 4.5 tackles and two pass breakups...5/7 at DAL: Started at DB...Recorded 2.5 tackles and an interception...5/13

## CAMERON MCGLENN *CONTINUED*

at JAX: Started at DB...Recorded 3.5 tackles, half tackle for loss and three pass breakups...5/27 vs. UTA: Talled 4.5 tackles and a pass breakup...6/4 vs. ORL: Started at DB...Tallied 3.0 tackles and a pass breakup...6/11 at ARI: Started at DB...Recorded 8.0 tackles...6/18 vs. DAL: Started at DB...Recorded 3.5 tackles and three pass breakups...6/26 at CHI: Started at DB...Tallied 4.0 tackles, two pass breakups, an interception and a fumble recovery...7/1 vs. TUL: Started at DB...Recorded 5.0 tackles, three pass breakups and a fumble recovery...7/9 vs. KCC: Started at DB...Recorded 5.0 tackles, two fumble recoveries, two pass breakups and an interception...7/15 at MKE: Started at DB...Recorded 4.5 tackles...7/23 vs. GEO: Started at DB...Tallied 3.0 tackles and two pass breakups.

**COLLEGE INFORMATION:** Played four seasons at Elon... Named Second-Team All-Southern Conference for his performance during his senior year...2009 (Senior): Earned Second-Team All-Southern Conference...Started in 12-of-12 games...Recorded 59.0 tackles, a tackle for loss, four pass breakups, a fumble recovery and three interceptions...2008 (Junior): Started in 12-of-12 games...Tallied 64.0 tackles, 2.5 tackles for loss, a half sack, a forced fumble and three pass breakups...2007 (Sophomore): Started in 2-of-11 games...Recorded 60.0 tackles, 5.5 tackles for loss, 1.0 sack, six pass breakups and a fumble recovery...2006 (Freshman): Appeared in 11 games...Recorded 22.0 tackles, 4.0 tackles for loss, 2.0 sacks, two interceptions and a pass breakup.

**PERSONAL INFORMATION:** Born February 16, 1988...Prepped at South Point High School (Belmont, NC)...A two-sport athlete playing football and was on the track and field team.

## CAREER AFL STATISTICS

### DEFENSE

YEAR	TEAM	UT	A	TT	TFL-YDS	SACK-YDS	INT-YDS	PBU	FF	FR-YDS	TD	QH	BLK	G
2011	IOW	76	27	89.5	1.5-3	0-0	9-109	28	1	4-2	0	0	0	18-18
2012	IOW	107	37	125.5	2.5-3	0-0	6-125	10	0	1-0	0	0	0	18-14
2013	SPO	29	10	34.0	1.0-1	0-0	1-17	4	0	0-0	1	0	0	8-7
2013	NOV	45	13	51.5	0.5-1	0-0	6-120	7	0	0-0	1	0	0	9-9
2014	NOV	87	19	96.5	1.0-6	0-0	11-198	15	2	0-0	1	0	0	17-15
2015	NOV	61	24	73.0	2.5-3	0-0	4-54	9	1	0-0	0	0	0	17-16
<b>Career Totals</b>		<b>405</b>	<b>130</b>	<b>470.0</b>	<b>9.0-17</b>	<b>0-0</b>	<b>37-623</b>	<b>73</b>	<b>4</b>	<b>5-2</b>	<b>3</b>	<b>0</b>	<b>0</b>	<b>87-79</b>
<b>Season Highs</b>		<b>107</b>	<b>37</b>	<b>125.5</b>	<b>2.5-3</b>	<b>0-0</b>	<b>11-198</b>	<b>28</b>	<b>2</b>	<b>4-2</b>	<b>1</b>	<b>0</b>	<b>0</b>	<b>18-18</b>



## TYLER MOORE

 #73

**POS:** OL

**Height:** 6'6

**Weight:** 325

**Date of Birth:** 1/3/93

**Experience:** 1

**Acquired:** 6/2/15

**College:** Florida


**Hometown:** Clearwater, FL

**CAREER HIGHLIGHTS:** Assigned to the Storm on June 2, 2015.

**HIGHLIGHTS:** GP/GS – 17/16...3/27 vs. CLE: Not on roster...4/3 at POR: Not on roster...4/10 vs. SJS: Not on roster...4/17 vs. NOV: Not on roster...4/24 at CLE: Not on roster...5/2 vs. JAX: Not on roster...5/16 at ORL: Not on roster...5/22 vs. PHI: Not on roster...5/30 vs. NOV: Not on roster...6/6 at ARI: Started on offensive line...6/12 vs. JAX: Saw action on the offensive line...6/19 at CLE: Started on offensive line...6/26 at PHI: Did not see any action...7/11 vs. ORL: Did not see any action...7/18 at NOV: Did not see any action...7/25 at JAX: Did not see any action...7/31: Placed on OLEX...8/1 vs. LAK: OLEX...8/8 at ORL: OLEX.

**COLLEGE INFORMATION:** Began his collegiate career at Nebraska before settling in at Florida...FLORIDA: 2014 (Junior): Started in 8-12 games for the Gators on the offensive line...2013 (Sophomore): Started in 6-of-7 games for Florida...Saw action at right guard and right tackle...2012: Did not play due to transfer...NEBRASKA: 2011 (Freshman): Started in 4-of-9 games for the Huskers...Was just the 10th freshman offensive lineman to see action for Nebraska since 1973...Named to All-Big Ten Freshman Team by ESPN.com.

**PERSONAL INFORMATION:** Born January 3, 1993...Prepped at Countryside H.S. (Clearwater, FL)...Was regarded as one of the top offensive linemen in the country coming out of high school...Was a Class 5A All-State pick in his junior year...Played for the East team in the U.S. Army All-Star Game.



## BEN OSSAI

 #79

**POS:** OL

**Height:** 6'6

**Weight:** 330

**Date of Birth:** 12/5/1986

**Experience:** 5

**Acquired:** 4/1/2015

**College:** Washington

**Hometown:** Bakersfield, CA

**CAREER HIGHLIGHTS:** Began his professional career with the St. Louis Rams in 2010...Spent time with the Spokane Shock (2011-13) and the New Orleans VooDoo (2014)...Spent parts of the 2012 and 2013 seasons with the BC Lions...Acquired by the Storm on April 1, 2015.

**2015 TAMPA BAY STORM HIGHLIGHTS:** GP/GS – 17/16...3/27 vs. CLE: Not on roster...4/1: Assigned to the Storm...4/3 at POR: Started at FB...4/10 vs. SJS: Started at FB...4/17 vs. NOV: Started at TE...Allowed no sacks...4/24 at CLE: Started on the offensive line...5/2 vs. JAX: Started on offensive line...5/16 at ORL: Started on the offensive line...5/22 vs. PHI: Started on offensive line...5/30 vs. NOV: Started at tight end...6/6 at ARI: Started on offensive line...6/12 vs. JAX: Started on offensive line...6/19 at CLE: Started at full back...6/26 at PHI: Started on the offensive line...7/11 vs. ORL: Saw action on the offensive line...Recorded a tackle...7/18 at NOV: Started at FB...7/25 at JAX: Started on offensive line...8/1 vs. LAK: Started on offensive line...8/8 at ORL: Started on offensive line.


**2014 NEW ORLEANS VOODOO HIGHLIGHTS:** Saw action in 10 games on the offensive line.

**2011-13 SPOKANE SHOCK HIGHLIGHTS:** Played in 18 games on the offensive line for the Spokane Shock.

**OTHER PROFESSIONAL EXPERIENCE:** Spent time with the BC Lions (CFL) in 2012 and 2013...Began his professional career in 2010 with the St. Louis Rams (NFL).

**COLLEGE INFORMATION:** Played four seasons at the University of Washington, starting in 42-of-49 games for the Huskies...2009 (Senior): Started in 10-of-12 games on the offensive line...Had one reception versus USC...2008 (Junior): Started in 11-of-12 games for the Huskies...2007 (Sophomore): Started in 10-of-13 games at left tackle...2006 (Freshman): Was a Sporting News Pac-10 All-Freshman selection...Started in 11-of-12 game on an offensive line that allowed only 19 sacks...2005: Did not see any action.

**PERSONAL:** Prepped at Stockdale H.S. (Bakersfield, CA)...Helped lead the team to a 12-1 record in his senior season (2004)...Named First-Team All-Central Valley as a defensive lineman and was an all-state selection...A two-sport athlete, played both football and was a wrestler.



## CRAIG PETERSON

 #19

**POS:** K

**Height:** 6'3

**Weight:** 220

**Date of Birth:** 7/18/1985

**Experience:** 1

**Acquired:** 3/24/2015

**College:** Cortland


**Hometown:** Burnt Hills, NY

**CAREER HIGHLIGHTS:** Assigned to the Storm on March 24, 2015.

**2015 HIGHLIGHTS:** GP/GS – 18/0... Kicked a 47-yard field against the Jacksonville Sharks (7/25)... Finished tied for fifth in the League in FG made (4) and 4th in FG percentage (66.7%)... 3/27 vs. CLE: Saw action at kicker... Converted 4-of-4 extra point attempts... 4/3 at POR: Saw action at kicker... Converted 6-of-8 extra point attempts... 4/10 vs. SJS: Saw action at kicker... Converted his only PAT attempt... 4/17 vs. NOV: Saw action at kicker... Converted 6-of-6 PATs... Recorded a tackle and a crucial forced fumble... 4/24 at CLE: Saw action at kicker... Converted 6-of-7 PATs... Had a tackle on special teams... 5/2 vs. JAX: Saw action at kicker... Converted 9-of-9 PATs and had a tackle on special teams preventing a Jacksonville touchdown... 5/16 at ORL: Saw action at kicker... Went 0-for-1 on FG attempts... 5/22 vs. PHI: Saw action at K... Converted 1-of-2 PATs... 5/30 vs. NOV: Saw action at kicker... Went 5-of-5 on PATs... 6/6 at ARI: Saw action at kicker... Converted 2-of-4 PATs... 6/12 vs. JAX: Saw action at kicker... Went 9-of-9 on PATs... 6/19 at CLE: Saw action at kicker... Converted 5-of-8 PATs and went 1-for-1 on field goals... 6/26 at PHI: Saw action at kicker... Went 4-of-4 on PATs... 7/11 vs. ORL: Saw action at kicker... Converted 5-of-8 PATs and went 1-of-1 on FG... Had 3.5 tackles... 7/18 at NOV: Saw action at kicker... Converted 5-of-5 PATs... 7/25 at JAX: Saw action at kicker... Converted 1-of-2 PATs... Hit a 47-yard field goal... 8/1 vs. LAK: Saw action at kicker... Went 5-of-5 on PATs and converted 1-of-2 FGA... 8/8 at ORL: Saw action at kicker... Went 4-of-5 on PATs.

Saw action at kicker... Converted 8-of-9 PATs and went 0-for-1 on FG attempts... 5/22 vs. PHI: Saw action at K... Converted 1-of-2 PATs... 5/30 vs. NOV: Saw action at kicker... Went 5-of-5 on PATs... 6/6 at ARI: Saw action at kicker... Converted 2-of-4 PATs... 6/12 vs. JAX: Saw action at kicker... Went 9-of-9 on PATs... 6/19 at CLE: Saw action at kicker... Converted 5-of-8 PATs and went 1-for-1 on field goals... 6/26 at PHI: Saw action at kicker... Went 4-of-4 on PATs... 7/11 vs. ORL: Saw action at kicker... Converted 5-of-8 PATs and went 1-of-1 on FG... Had 3.5 tackles... 7/18 at NOV: Saw action at kicker... Converted 5-of-5 PATs... 7/25 at JAX: Saw action at kicker... Converted 1-of-2 PATs... Hit a 47-yard field goal... 8/1 vs. LAK: Saw action at kicker... Went 5-of-5 on PATs and converted 1-of-2 FGA... 8/8 at ORL: Saw action at kicker... Went 4-of-5 on PATs.

**PERSONAL INFORMATION:** Born July 18, 1985.



## DOMINIE PITTMAN

 #55

**POS:** DL

**Height:** 6'3

**Weight:** 250

**Date of Birth:** 10/13/1986

**Experience:** 4

**Acquired:** 1/28/2016

**College:** North Alabama

**Hometown:** Pensacola, FL

**CAREER HIGHLIGHTS:** Began his professional career in 2010 with the BC Lions of the Canadian Football League... Spent time with the Pittsburgh Power, LA KISS and New Orleans VooDoo... Acquired by the Storm on January 28, 2016.

**2015 HIGHLIGHTS:** LA KISS HIGHLIGHTS: GP/GS – 8/6... 3/27 at POR: Started at DL... Recorded a tackle... 4/4 at SJS: Started at DE... Tallied 2.5 tackles and a tackle for loss... 4/11 vs. LVO: Saw action at DE... 4/18 at ORL: Saw action at DE... Recorded a tackle... 4/25 vs. ARI: Started at DE... Recorded 3.0 tackles, 2.0 sacks and a blocked kick... 5/4 at LVO: Started at DE... 5/8 at SPO: Started at DE... Recorded 2.0 tackles and a blocked kick... 5/16 at POR: Started at DE... Recorded a tackle for loss... 5/31 vs. JAX: Inactive... 6/6: Traded to New Orleans... NEW ORLEANS VOODOO HIGHLIGHTS: GP/GS – 4/4... 6/12 vs. CLE: Refuse to Report... 6/27 at ORL: Inactive... 7/10 at SJS: Started at DE... Recorded 3.0 tackles, a sack and a fumble recovery... 7/18 vs. TAM: Started at DE... Tallied 1.0 tackle and a half sack... 7/25 at LVO: Team Did Not Play... 8/2 at PHI: Started at DE... Tallied 2.0 tackles... 8/8 at JAX: Started at DE... Recorded 3.0 tackles, a half tackle for loss and a fumble recovery.

**2014 LA KISS HIGHLIGHTS:** GP/GS – 10/9... 3/15 at SAT: Started at DE... Tallied 2.5 tackles, a sack and a pass breakup... 3/21 at ORL: Started at DE... Recorded 2.5 tackles and a tackle for loss... 4/5 vs. POR: Started at NG... Tallied a tackle and a sack... 4/12 vs. CLE: Started at DE... Recorded 3.5 tackles and a sack... 4/19 at IOW: Started at DE... Tallied a half sack and pass breakup... 4/26 vs. SJS: Started at DE... Recorded 2.0 tackles... 5/4 vs. SPO: Started at DE... Recorded a tackle and tackle for loss... 5/10 at CLE: Started at DE... Had a pass breakup... 5/17 at PIT: Started at DE... Recorded 1.5 tackles... 5/25 vs. ARI: Started at DE... Recorded a tackle and tackle for loss... 6/2: Placed on injured reserve... 6/7 at SJS: Injured reserve... 6/14 vs. POR: Injured reserve... 6/21 at ARI: Injured reserve... 6/28 vs. SPO: Injured reserve... 7/6 vs. SJS: Injured reserve... 7/12 at POR: Injured reserve... 7/19 vs. SAT: Injured reserve... 7/26 at JAX: Injured reserve.

**2013 PITTSBURGH POWER HIGHLIGHTS:** GP/GS – 11/8... 3/23 vs. UTA: Started at DE... Tallied 1.5 tackles... 3/29 vs. JAX: Started at DE... Recorded 4.0 tackles and a blocked kick... 4/14 at CHI: Started at DE... Recorded a tackle and a sack... 4/19 at NOV: Started at DE... Tallied 2.0 tackles and 2.0 sacks... 4/28 vs. SAT: Started at DE... Tallied 3.5 tackles... 5/4 vs. ORL: Inactive... 5/11 at PHI: Started at DE... Recorded 3.0 tackles... 5/18 vs. TAM: Started at DE... Recorded a sack... 5/25 vs. CLE: Inactive... 6/1 at JAX: Inactive... 6/8 at SJS: Saw action at DE... Tallied 1.0 tackle... 6/15 vs. PHI: Inactive... 6/22 at ORL: Inactive... 6/29 vs. NOV: Inactive... 7/6 at CLE: Saw action at DE... Recorded 2.0 tackles and a fumble recovery... 7/13 vs. SJS: Started at DE... Tallied a tackle... 7/20 at TAM: Started at DE... Recorded 2.0 tackles and a sack... 7/26 at SPO: Inactive.

**2012 PITTSBURGH POWER HIGHLIGHTS:** GP/GS – 16/14... 3/9 at ORL: Saw action at DE... Recorded 3.0 tackles, a tackle for loss and 2.0 sacks... 3/23 vs. PHI: Started at DE... Tallied 2.5 tackles... 3/29 at MKE: Saw action at DE... Recorded 2.0 tackles... 4/6 vs. IOW: Started at DE... Tallied 5.5 tackles and a half tackle for loss... 4/14 vs. ORL: Saw action at DE... Recorded 4.0 tackles, a half tackle for loss, 1.0 sack and a forced fumble... 4/20 at NOV: Inactive... 4/28 vs. CLE: Started at DE... Recorded a tackle and a blocked kick... 5/5 vs. GEO: Started at DE... Tallied 1.5 tackles and a half tackle for loss... 5/12 at SAT: Started at DE... 5/19 vs. KCC: Started at DE... Tallied a half tackle... 6/2 at ARI: Started at DE... Recorded a tackle and a sack... 6/8 at CLE: Team did not play... 6/16 vs. MKE: Started at DE... Recorded a tackle... 6/24 at PHI: Started at DE... Recorded a tackle... 6/30 at IOW: Started at DE... Tallied 2.0 tackles, 2.0 tackles for loss and a sack... 7/7 vs. TAM: Started at DE... Recorded 1.5 tackles... 7/14 at GEO: Started at DE... Recorded 3.0 tackles and a pass breakup... 7/20 vs. JAX: Started at DE... Recorded 2.0 tackles, a half tackle for loss and a half sack.


**COLLEGE INFORMATION:** Played four seasons with the University of North Alabama... Helped lead the team to Gulf South Conference Championships in 2006 and 2009... 2009 (Senior): Played in 11 games... Recorded 34.0 tackles, 6.5 tackles for loss and 5.5 sacks... 2008 (Junior): Played in 12 games for the Lions... Tallied 42.0 tackles, led the team in tackles for loss with 12.0 and sacks with 5.0... Also had a forced fumble and safety... 2007 (Sophomore): Appeared in 10 games... Tallied 8.0 tackles, 3.0 tackles for loss and 3.0 sacks... 2006 (Freshman): Played in all 12 games for the Lions... Recorded 13.0 tackles, 5.5 tackles for loss, 3.5 sacks, a pass breakup, two forced fumbles and a fumble recovery... 2005: Redshirted this season.

**PERSONAL INFORMATION:** Born October 13, 1986... Prepped at Pine Forest High School (Pensacola, FL)... Helped lead Pine Forest to the state playoffs in 2004... A four-sport athlete that excelled in football, basketball, track and weight lifting.

### CAREER AFL STATISTICS

#### DEFENSE

YEAR	UT	A	TT	TFL-YDS	SACK-YDS	INT-YDS	PBU	FF	FR-YDS	TD	QH	BLK	G
2012	23	18	32.0	5.0-24	5.5-19	0-0	1	1	0-0	0	9	1	16-14
2013	18	8	22.0	5.0-33	5.0-33	0-0	0	0	1-0	0	2	1	11-8
2014	13	5	15.5	5.5-14	3.5-11	0-0	3	0	0-0	0	1	0	10-9
2015 (LAK)	10	1	10.5	4.0-25	2.0-20	0-0	0	0	0-0	0	2	2	8-6
2015 (NOV)	7	4	9.0	2.0-9	1.5-9	0-0	0	0	2-2	0	0	0	4-4
<b>Career Totals</b>	<b>71</b>	<b>36</b>	<b>89.0</b>	<b>21.5-95</b>	<b>17.5-92</b>	<b>0-0</b>	<b>4</b>	<b>1</b>	<b>3-2</b>	<b>0</b>	<b>14</b>	<b>4</b>	<b>49-41</b>
<b>Season High</b>	<b>23</b>	<b>18</b>	<b>32.0</b>	<b>5.5-14</b>	<b>5.5-19</b>	<b>0-0</b>	<b>3</b>	<b>1</b>	<b>2-2</b>	<b>0</b>	<b>9</b>	<b>2</b>	<b>16-14</b>



## TRISTAN PURIFOY

 #13

**POS:** WR  
**Height:** 6'0  
**Weight:** 200  
**Date of Birth:** 5/24/90

**Experience:** 2  
**Acquired:** 7/16/2015  
**College:** North Alabama  
**Hometown:** Ellisville, MS

**CAREER HIGHLIGHTS:** Spent the 2014 season with the Jacksonville Sharks...Acquired by the Storm on July 16, 2015.

**2015 TAMPA BAY STORM HIGHLIGHTS:** GP/GS – 3/0... 3/27 vs. CLE: Not on roster...4/3 at POR: Not on roster...4/10 vs. SJS: Not on roster...4/17 vs. NOV: Not on roster...4/24 at CLE: Not on roster...5/2 vs. JAX: Not on roster...5/16 at ORL: Not on roster...5/22 vs. PHI: Not on roster...5/30 vs. NOV: Not on roster...6/6 at ARI: Not on roster...6/12 vs. JAX: Not on roster...6/19 at CLE: Not on roster...6/26 at PHI: Not on roster...7/11 vs. ORL: Not on roster...7/16: Assigned to the Storm...7/18 at NOV: Saw action at WR... Caught a pass for 4 yards and a touchdown...Had 3.5 tackles on special teams...7/25 at JAX: Saw action at WR... Caught four passes for 27 yards...Tallied three tackles...8/1 vs. LAK: Saw limited action at wide receiver...8/8 at ORL: Not on roster.

at WR and JLB... Caught four passes for 27 yards...Tallied three tackles...8/1 vs. LAK: Saw limited action at wide receiver...8/8 at ORL: Not on roster.

**2014 JACKSONVILLE SHARKS HIGHLIGHTS:** GP/GS – 6/3...3/16 at ORL: Not on roster...3/29 vs. SAT: Not on roster...4/5 at ARI: Saw action at WR...Caught six passes for 49 yards...4/11 vs. TAM: Started at WR...Caught four passes for 36 yards...4/19 at PHI: Inactive...4/26 vs. POR: Inactive...5/3 vs. ARI...5/10 at IOW: Saw action at WR...Caught a pass for 25 yards...5/17 vs. ORL: Inactive...5/24 at TAM: Inactive...6/7 vs. SPO: Inactive...6/12 at ORL: Inactive...6/21 at NOV: Inactive...6/28 vs. PIT: Inactive...7/6 at SAT: Started at WR...Caught four passes for 88 yards and a touchdown...7/14 vs. NOV: Started at WR...Caught two passes for 22 yards...7/17: Reassigned...7/19 at CLE: Not on roster...7/26 vs. LAK: Not on roster.

**COLLEGE INFORMATION:** Began his collegiate career at Jones County Junior College before transferring to North Alabama...NORTH ALABAMA: 2011 (Senior): Played in 12 games for the Lions...Caught 58 passes for 867 yards and eight touchdowns...Had 18 kick returns for 296 yards and a punt return for 18 yards...2010 (Junior): Appeared in 10 games...Caught 15 passes for 174 yards and a touchdown...JONES COUNTY JUNIOR COLLEGE: Totaled 31 receptions for 279 yards and three touchdowns.

**PERSONAL INFORMATION:** Born May 24, 1990


### CAREER AFL STATISTICS

#### RECEIVING

YEAR	TEAM	REC	YDS	AVG	TD	LG	YDS/G	G-S
2014	JAX	17	220	12.9	1	42	36.7	6-3
2015	TAM	5	31	6.2	1	9	15.5	2-0
Career Totals		22	251	11.4	2	*	31.4	8-3
Season Highs		17	220	12.9	1	*	36.7	6-3

#### DEFENSE (REGULAR SEASON)

YEAR	TEAM	UT	A	TT	TFL-YDS	SACK-YDS	INT-YDS	PBU	FF	FR-YDS	TD	QH	BLK G
2014	JAX	7	4	9.0	0-0	0-0	0-0	0	0-0	0	0	0	6-3
2015	TAM	6	3	7.5	0-0	0-0	0-0	0	0-0	0	0	0	2-0
Career Totals		13	7	16.5	0-0	0-0	0-0	0	0-0	0	0	0	8-3
Season Highs		7	4	9.0	0-0	0-0	0-0	0	0-0	0	0	0	6-3



## EMERY SAMMONS

 #06

**POS:** WR  
**Height:** 6'2  
**Weight:** 195  
**Date of Birth:** 11/29/1983

**Experience:** 6  
**Acquired:** 5/11/2015  
**College:** Norfolk State  
**Hometown:** Willingboro, NJ

**CAREER HIGHLIGHTS:** Began his AFL career with the Spokane Shock in 2010...Won an ArenaBowl Championship with the Shock in 2010...Appeared in the ArenaBowl Championship with the Philadelphia Soul in 2012 and 2013...Assigned to the Storm on May 11, 2015.

**2015 TAMPA BAY STORM HIGHLIGHTS:** GP/GS – 12/4...Has two games with 100+ kickoff return yards (6/6 and 7/18)...3/27 vs. CLE: Not on roster...4/3 at POR: Not on roster...4/10 vs. SJS: Not on roster...4/15: Not on roster...4/17 vs. NOV: Not on roster...4/24 at CLE: Not on roster...5/2 vs. JAX: Not on roster...5/11: Acquired by the Storm...5/16 at ORL: Saw action at WR...Caught a pass for 47 yards and a touchdown...5/22 vs. PHI: Saw limited action at WR...5/30 vs. NOV: Saw action at wide receiver...Caught four passes for 20 yards...6/6 at ARI: Started at WR...Caught eight passes for 94 yards and had eight kickoff returns for 110 yards...6/12 vs. JAX: Started at WR...Caught seven passes for 69 yards and a touchdown...6/19 at CLE: Saw action at WR...Caught six passes for 92 yards and a touchdown...6/26 at PHI: Started at WR...Caught three passes for 55 yards...7/11 vs. ORL: Saw action at wide receiver...Caught five passes for 108 yards and a touchdown...7/18 at NOV: Started at WR...Caught five passes for 76 yards...Saw action at kick returner...Returned eight kickoffs for 118 yards...7/25 at JAX: Saw action at WR... Caught six passes for 51 yards and a touchdown...Had a tackle on special teams...8/1 vs. LAK: Saw action at WR...Led all Storm receivers with six receptions for 82 yards...8/8 at ORL: Saw action at WR...Caught six passes for 53 yards and a touchdown.

yards...6/6 at ARI: Started at WR... Caught eight passes for 94 yards and had eight kickoff returns for 110 yards...6/12 vs. JAX: Started at WR... Caught seven passes for 69 yards and a touchdown...6/19 at CLE: Saw action at WR... Caught six passes for 92 yards and a touchdown...6/26 at PHI: Started at WR... Caught three passes for 55 yards...7/11 vs. ORL: Saw action at wide receiver... Caught five passes for 108 yards and a touchdown...7/18 at NOV: Started at WR... Caught five passes for 76 yards... Saw action at kick returner... Returned eight kickoffs for 118 yards...7/25 at JAX: Saw action at WR... Caught six passes for 51 yards and a touchdown... Had a tackle on special teams...8/1 vs. LAK: Saw action at WR... Led all Storm receivers with six receptions for 82 yards...8/8 at ORL: Saw action at WR... Caught six passes for 53 yards and a touchdown.

**2014 PHILADELPHIA SOUL HIGHLIGHTS:** GP/GS – 9/5...3/15 at ARI: Not on roster...3/23 at SJS: Not on roster...4/4 at TAM: Not on roster...4/10 at ORL: Not on roster...4/19 vs. JAX: Not on roster...4/27 vs. IOW: Not on roster...5/3 at PIT: Not on roster...5/10 vs. NOV: Not on roster...5/17 vs. TAM: Not on roster...5/21: Assigned to the Soul...5/23 at CLE: Saw action at WR...6/1 vs. SAT: Started at WR...Caught four passes for 106 yards and two touchdowns...6/7 at TAM: Saw action at WR...Caught six passes for 65 yards...6/14 vs. PIT: Saw action at WR...Led all receivers with 14 catches for 144 yards and three touchdowns...6/21 vs. CLE: Started at WR...Caught three passes for 25 yards and a touchdown...6/28 at IOW: Saw action at WR... Caught six passes for 51 yards and a touchdown...7/7 vs. ORL: Started at WR...7/20 vs. SJS: Started at WR...Caught eight passes for 82 yards...7/26 at PIT: Started at WR...Caught six passes for 54 yards and a touchdown...PLAYOFFS: GP/GS – 1/1...8/2 at CLE: Started at WR...Caught six passes for 107 yards and a touchdown.

**2013 PHILADELPHIA SOUL HIGHLIGHTS:** GP/GS – 5/4...3/23 at ARI: Not on roster...4/6 at ORL: Not on roster...4/13 at IOW: Not on roster...4/20 vs. CLE: Not on roster...4/27 vs. JAX: Not on roster...5/4 at CHI: Not on roster...5/11 vs. PIT: Not on roster...5/18 vs. ORL: Not on roster...5/25 at TAM: Not on roster...6/1 vs. ARI: Not on roster...6/8 vs. NOV: Not on roster...6/12: Assigned to the Soul...6/15 at PIT: Saw action at WR...Had two kickoff returns for 25 yards...6/22 vs. IOW: Inactive...6/29 at CLE: Inactive...7/6 vs. CHI: Started at WR...Caught three passes for 37 yards...7/12 vs. UTA: Started at WR...Caught a pass for eight yards...7/20 at SJS: Started at WR...Caught two passes for 13 yards...7/27 at SAT: Started at WR...Reeled in four passes for 67 yards and a touchdown...PLAYOFFS: GP/GS – 2/1...8/3 vs. ORL: Started at WR...Caught six passes for 117 yards and two touchdowns...8/10 at JAX: Inactive...8/17 vs. ARI (N): Saw action at WR...Caught seven passes for 53 yards.

**2012 PHILADELPHIA SOUL HIGHLIGHTS:** GP/GS – 12/9...3/18 at NOV: Inactive...3/23 at PIT: Inactive...4/1 vs. CLE: Inactive...4/7 at GEO: Saw action at WR...Caught six passes for 85 yards and two touchdowns...4/14 vs. SJS: Started at WR...Caught five passes for 53 yards and two touchdowns...4/20 vs. TAM: Started at WR...Caught six passes for 86 yards and a touchdown...4/28 at ORL: Started at WR...Reeled in six passes for 64 yards...5/5 vs. MKE: Started at WR...Caught six passes for 60 yards...5/12 vs. JAX: Started at WR...Hauled in five passes for 67 yards and a touchdown...5/18 at SPO: Started at WR...Caught 10 passes for 120 yards and a touchdown...5/27 at CLE: Started at WR...6/2 vs. ORL: Saw action at WR...Caught a pass for 33 yards and a touchdown...6/8 at MKE: Inactive...6/16 at JAX: Saw action at WR...6/24 vs. PIT: Inactive...6/29 at TAM: Inactive...7/8 vs. SPO: Started at WR... Caught two passes for 15 yards...7/22 vs. UTA: Started at WR...Hauled in a pass for 15 yards...PLAYOFFS: GP/GS – 3/3...7/28 vs. NOV: Started at WR... Caught four passes for 51 yards...8/3 vs. JAX: Started at WR...Caught four passes for 65 yards...8/10 vs. ARI (N): Started at WR...Caught six passes for 62 yards and a touchdown.

**2011 SPOKANE SHOCK HIGHLIGHTS:** GP/GS – 16/6...3/11 at SJS: Saw action at WR...Caught a pass for eight yards...3/19 vs. CLE: Saw action at WR... Caught six passes for 75 yards and two touchdowns...3/25 at IOW: Saw action at WR...4/1 at KCC: Saw action at WR...Caught seven passes for 79 yards and two touchdowns...Tallied 3.5 tackles...4/15 at UTA: Started at WR...Caught 11 passes for 111 yards and a touchdown...Recorded a half tackle...4/23 at ORL: Saw action at WR...Caught four passes for 50 yards...Tallied two tackles...4/30 vs. ARI: Saw action at WR...Caught six passes for 59 yards...5/7 at PIT: Saw action at WR...Caught six passes for 62 yards...5/14 vs. DAL: Started at WR...Caught six passes for 64 yards...5/20 vs. TAM: Started at WR... Reeled in two passes for 18 yards...5/28 at KCC: Started at WR...Caught four passes for 29 yards and two touchdowns...6/10 vs. PHI: Started at WR... Caught four passes for 45 yards...6/18 vs. CHI: Started at WR...Hauled in three passes for 22 yards and a touchdown...6/25 at NOV: Inactive...7/2 at ARI: Saw action at WR...Caught three passes for 49 yards and a touchdown...7/9 vs. UTA: Saw action at WR...Reeled in four passes for 42 yards and a touchdown...7/16 at SJS: Saw action at WR...Caught a pass for 26 yards...7/22 at JAX: Inactive...PLAYOFFS: GP/GS – 1/0...7/29 at ARI: Saw action on special teams...Recorded a tackle.

**2010 SPOKANE SHOCK HIGHLIGHTS:** GP/GS – 4/0...4/2 vs. MKE...Not on roster...4/9 at UTA: Not on roster...4/17 vs. BSB: Not on roster...5/1 vs. CLE: Not on roster...5/7 at ARI: Not on roster...5/16 at OKC: Not on roster...5/22 vs. UTA: Not on roster...5/29 vs. JAX: Not on roster...6/12 at ORL: Not on roster...6/18 vs. TUL: Saw action at WR...Caught five passes for 80 yards and a touchdown...Rushed once for negative yardage...6/26 at MKE: Saw action WR...Caught two passes for 42 yards...Had a kickoff return for a touchdown...7/2 vs. ARI: Saw action at WR...Caught six passes for 66 yards...Rushed once for a yard...7/10 at CLE: Saw action at WR...Caught four passes for 46 yards...7/16 at IOW: Inactive...7/23 vs. CHI: Inactive...7/30 at JAX: Inactive...PLAYOFFS: GP/GS – 2/0...8/6 vs. ARI: Inactive...8/12 vs. MKE: Saw action at WR...8/20 vs. TAM: Saw action at WR...Had a kickoff return for no yardage...Had a missed field goal return for 19 yards...Recorded 9 tackles on defense and special teams.

## EMERY SAMMONS *CONTINUED*

**COLLEGE INFORMATION:** Played three seasons at Norfolk State University...In his senior season, caught 35 passes for 639 yards and three touchdowns...Finished his career second in school history with 1,220 receiving yards.

**PERSONAL INFORMATION:** Born November 11, 1983...Prepped at Willingboro High School (Willingboro, NJ).

### CAREER AFL STATISTICS

#### RECEIVING

YEAR	TEAM	REC	YDS	AVG	TD	LG	YDS/G	G-S
2010	SPO	17	234	13.8	1	*	58.5	4-0
2011	SPO	68	739	10.9	10	39	46.2	16-6
2012	PHI	48	598	12.5	8	37	49.8	12-9
2013	PHI	10	125	12.5	1	31	25.0	5-4
2014	PHI	54	617	11.4	9	47	68.6	9-5
2015	TAM	57	747	13.1	6	47	62.3	12-4
<b>Career Totals</b>		<b>254</b>	<b>3,060</b>	<b>12.0</b>	<b>35</b>	<b>*</b>	<b>52.8</b>	<b>58-28</b>
<b>Season Highs</b>		<b>68</b>	<b>747</b>	<b>13.8</b>	<b>10</b>	<b>47</b>	<b>68.6</b>	<b>16-6</b>

#### RUSHING


YEAR	TEAM	ATT	YDS	AVG	TD	LG	YDS/GG-S
2010	SPO	2	-1	-0.5	0	1	-0.3 4-0
2011	SPO	16	29	1.8	2	7	1.8 16-6
2012	PHI	4	11	2.8	1	6	0.9 12-9
2013	PHI	0	0	0.0	0	0	0.0 5-4
2014	PHI	0	0	0.0	0	0	0.0 9-5
2015	TAM	2	1	0.5	0	1	0.1 12-4
<b>Career Totals</b>		<b>24</b>	<b>40</b>	<b>1.7</b>	<b>3</b>	<b>*</b>	<b>0.7 58-28</b>
<b>Season Highs</b>		<b>16</b>	<b>29</b>	<b>2.8</b>	<b>2</b>	<b>7</b>	<b>1.8 16-6</b>

YEAR	TEAM	KICKOFF RETURNS					MISSED FG RETURNS					TOTAL
		RET	YDS	AVG	TD	LG	RET	YDS	AVG	TD	LG	
2010	SPO	0	0	0.0	0	0	0	0	0.0	0	0	0
2011	SPO	0	0	0.0	0	0	0	0	0.0	0	0	0
2012	PHI	2	5	2.5	0	3	0	0	0.0	0	0	5
2013	PHI	3	36	12.0	0	14	0	0	0.0	0	0	36
2014	PHI	5	48	9.6	0	19	0	0	0.0	0	0	48
2015	TAM	16	228	14.2	0	25	0	0	0.0	0	0	228
<b>Career Totals</b>		<b>26</b>	<b>317</b>	<b>12.2</b>	<b>0</b>	<b>*</b>	<b>0</b>	<b>0</b>	<b>0.0</b>	<b>0</b>	<b>0</b>	<b>317</b>
<b>Season Highs</b>		<b>16</b>	<b>228</b>	<b>14.2</b>	<b>0</b>	<b>25</b>	<b>0</b>	<b>0</b>	<b>0.0</b>	<b>0</b>	<b>0</b>	<b>228</b>

#### RECEIVING (POST SEASON)

YEAR	TEAM	REC	YDS	AVG	TD	LG	YDS/G	G-S
2010	SPO	0	0	0.0	0	0	0.0	2-0
2011	SPO	0	0	0.0	0	0	0.0	1-0
2012	PHI	14	178	12.7	1	21	59.3	3-3
2013	PHI	13	170	13.1	2	43	85.0	2-1
2014	PHI	6	107	17.8	1	47	107.0	1-1
2015	TAM	0	0	0.0	0	0	0.0	0-0
<b>Career Totals</b>		<b>33</b>	<b>455</b>	<b>13.8</b>	<b>4</b>	<b>*</b>	<b>50.5</b>	<b>9-5</b>
<b>Season Highs</b>		<b>14</b>	<b>178</b>	<b>17.8</b>	<b>2</b>	<b>47</b>	<b>107.0</b>	<b>3-3</b>

YEAR	TEAM	KICKOFF RETURNS (POST SEASON)					MISSED FG RETURNS (POST SEASON)					TOTAL
		RET	YDS	AVG	TD	LG	RET	YDS	AVG	TD	LG	
2010	SPO	1	0	0.0	0	0	0	0	0.0	0	0	0
2011	SPO	0	0	0.0	0	0	0	0	0.0	0	0	0
2012	PHI	1	0	0.0	0	0	0	0	0.0	0	0	0
2013	PHI	5	57	11.4	0	14	0	0	0.0	0	0	57
2014	PHI	0	0	0.0	0	0	0	0	0.0	0	0	0
2015	TAM	0	0	0.0	0	0	0	0	0.0	0	0	0
<b>Career Totals</b>		<b>7</b>	<b>57</b>	<b>8.1</b>	<b>0</b>	<b>*</b>	<b>0</b>	<b>0</b>	<b>0.0</b>	<b>0</b>	<b>0</b>	<b>57</b>
<b>Season Highs</b>		<b>5</b>	<b>57</b>	<b>11.4</b>	<b>0</b>	<b>14</b>	<b>0</b>	<b>0</b>	<b>0.0</b>	<b>0</b>	<b>0</b>	<b>57</b>



## ISAIAH SHELTON

 #70

**POS:** OL  
**Height:** 6'2  
**Weight:** 303  
**Date of Birth:** 6/2/92


**Experience:** R  
**Acquired:** 1/4/16  
**College:** Shepherd University  
**Hometown:** Temple Hills, FL

**CAREER HIGHLIGHTS:** Acquired by the Storm on January 4, 2016.

**COLLEGE INFORMATION:** Played three seasons at Shepherd University...Earned 1st Team AFCA All-American honors in his senior season (2014)...Two-time All-American, three-time All-Region and three-time All-Mountain East Conference selections...2014 (Senior): Started in 10-of-10 games on the offensive line...Became just the third player in program history to be named to the AFCA Division II Coaches' All-America Team...Earned second team AP Little All-America and D2Football.com accolades...Anchored an offensive line that averaged 38.2 points per game...2013 (Junior): Started in 12-of-12 games at left tackle...Earned First Team All-MEC honors...2012 (Sophomore): Started in 11-of-11 games at left tackle...Gained First Team All-WVIAC honors...Earned Second Team All-Region accolades from

Don Hansen's Football Gazette...2011 (Freshman): Started in 1-of-9 games.

**PERSONAL INFORMATION:** Born June 2, 1992...Prepped at Charles H. Flowers H.S. (Springdale, MD).



## CORTEZ STUBBS

 #21

**POS:** DB  
**Height:** 5'9  
**Weight:** 180  
**Date of Birth:** 8/16/88

**Experience:** 3  
**Acquired:** 1/14/16  
**College:** Concordia  
**Hometown:** Birmingham, AL

**CAREER HIGHLIGHTS:** Began his AFL career with the Orlando Predators in 2013...Spent the 2015 season with the New Orleans VooDoo...Assigned to the Storm on January 14, 2016.

**2015 NEW ORLEANS VOODOO HIGHLIGHTS:** GP/GS - 16/14...3/28 vs. JAX: Started at DB...Led the game with 7.5 tackles, a pass breakup and an interception returned for 49 yards and a touchdown...4/4 vs. CLE: Saw action at DB...Tallied 6.0 tackles...4/11 vs. ORL: Inactive...4/17 at TAM: Saw action at DB...Recorded 6.0 tackles...4/26 vs. PHI: Started at DB...Tallied 2.5 tackles...5/2 vs. SPO: Started at DB...Recorded 4.0 tackles and two pass breakups...5/9 vs. ARI: Started at DB...Tallied 2.5 tackles and an interception...5/15 at CLE: Started at DB...Tallied 4.0 tackles and a forced fumble...5/23 vs. JAX: Started at DB...Recorded 5.5 tackles and a fumble recovery...5/30 at TAM: Started at DB...Tallied 6.5 tackles and a pass breakup...6/6 at PHI: Started at DB...Recorded 4.0 tackles...6/12 vs. CLE: Started at DB...Recorded 4.0 tackles and two pass breakups...6/27 at ORL: Started at DB...Tallied 5.5 tackles and an interception...7/10 at SJS: Started at DB...Tallied 4.0 tackles...7/18 vs. TAM: Started at DB...Led all tacklers with 14.0 tackles, three tackles and a fumble recovery...7/25 at LVO: TEAM DID NOT PLAY...8/2 at PHI: Started at DB...Recorded 8.0 tackles and an interception...8/8 at JAX: Started at DB...Recorded 6.0 tackles.

**2014 ORLANDO PREDATORS HIGHLIGHTS:** GP/GS - 6/2...3/16 vs. JAX: Inactive...3/21 vs. LAK: Inactive...3/29 at TAM: Inactive...4/3 at NOV: Saw action at DB...Recorded 4.0 tackles and a pass breakup...4/10 vs. PHI: Started at DB...Recorded 5.0 tackles...4/19 vs. TAM: Started at DB...Tallied 4.5 tackles...4/26 vs. NOV: Inactive...5/3 at SJS: Inactive...5/17 at JAX: Inactive...5/24 vs. PIT: Saw action at DB...Recorded a tackle...5/31 at IOW: Inactive...6/7 at SAT: Saw action at DB...Tallied 1.5 tackles...6/12 vs. JAX: Saw action at DB...Recorded a tackle...6/21 at TAM: Inactive...6/27: Placed on recallable reassignment...7/7 at PHI: Not on roster...7/14 vs. IOW: Not on roster...7/19 at NOV: Not on roster...7/26 vs. ARI: Not on roster...PLAYOFFS: GP/GS - 0/0.

**2013 ORLANDO PREDATORS HIGHLIGHTS:** GP/GS - 2/2...3/24 at NOV: Not on roster...3/29 at SJS: Not on roster...4/6 vs. PHI: Not on roster...4/20 vs. TAM: Not on roster...4/28 at ARI: Not on roster...5/4 at PIT: Not on roster...5/11 at SPO: Not on roster...5/18 at PHI: Not on roster...5/25 vs. JAX: Not on roster...6/1 vs. CHI: Not on roster...6/8 at TAM: Not on roster...6/15 vs. CLE: Not on roster...6/22 vs. PIT: Not on roster...6/29 at JAX: Not on roster...7/6 vs. ARI: Not on roster...7/13 vs. IOW: 7/17: Assigned to the Predators...7/20 at CLE: Started at DB...Recorded 5.5 tackles and three pass breakups...7/27 vs. NOV: Started at DB...Recorded 3.5 tackles, a pass breakup and an interception...PLAYOFFS: 8/3 at PHI: Inactive.

**COLLEGE INFORMATION:** Played collegiately at Concordia College (Selma, AL).


**PERSONAL INFORMATION:** Born August 16, 1988.

### CAREER AFL STATISTICS

#### DEFENSE

YEAR	UT	A	TT	TFL-YDS	SACK-YDS	INT-YDS	PBU	FF	FR-YDS	TD	QH	BLK	G
2013	ORL	8	2	9.0 0-0	0-0	1-25	4	0	0-0	0	0	0	2-2
2014	ORL	15	2	17.0 0-0	0-0	0-0	1	0	0-0	0	0	0	6-2
2015	NOV	80	20	90.0 0-0	0-0	4-63	9	1	2-0	1	0	0	16-14
<b>Career Totals</b>		<b>103</b>	<b>24</b>	<b>115.0 0-0</b>	<b>0-0</b>	<b>5-88</b>	<b>14</b>	<b>1</b>	<b>2-0</b>	<b>1</b>	<b>0</b>	<b>0</b>	<b>24-18</b>
<b>Season Highs</b>		<b>80</b>	<b>20</b>	<b>90.0 0-0</b>	<b>0-0</b>	<b>4-63</b>	<b>9</b>	<b>1</b>	<b>2-0</b>	<b>1</b>	<b>0</b>	<b>0</b>	<b>16-14</b>





## ANTOINE "T.T." TOLIVER #01

**POS:** WR  
**Height:** 6'0  
**Weight:** 185  
**Date of Birth:** 1/31/77

**Experience:** 13  
**Acquired:** 4/9/2014  
**College:** Bethune-Cookman  
**Hometown:** Marietta, GA

**CAREER HIGHLIGHTS:** Began his Arena Football League career with the Tampa Bay Storm in 2003...Won an ArenaBowl with the Storm in 2003...Played six seasons with the Orlando Predators...Has seven straight seasons with 1,000+ receiving yards... Ranks fifth all-time in the AFL for touchdown receptions (277), second all-time in receptions (1,089) and second all-time in receiving yards (14,191)...Assigned to the Storm on April 9, 2014.

**2015 TAMPA BAY STORM HIGHLIGHTS:** GP/GS – 18/18...Has 1,089 career receptions...Surpassed the 1,000 reception mark versus the San Jose SaberCats on 4/10... Set career season highs with 35 receiving touchdowns and 18 games played...3/27 vs. CLE: Started at WR...Caught 12 passes for 161 yards and three touchdowns...4/3 at POR: Started at WR...Caught nine passes for 149 yards and three touchdowns...4/10 vs. SJS: Started at WR...Caught six passes for 84 yards and a touchdown...4/17 vs. NOV: Started at WR...Caught five passes for 68 yards and a touchdown...4/24 at CLE: Started at WR...Caught seven passes for 139 yards and four touchdowns...5/2 vs. JAX: Started at WR...Reeled in nine passes for 96 yards and four touchdowns...5/16 at ORL: Started at WR...Caught 10 passes for 104 yards and four touchdowns...5/22 vs. PHI: Started at WR...Caught three passes for 37 yards...5/30 vs. NOV: Started at WR...Caught six passes for 86 yards and a touchdown...6/6 at ARI: Started at WR...Caught four passes for 45 yards and a touchdown...6/12 vs. JAX: Started at WR...Caught four passes for 59 yards and two touchdowns...6/19 at CLE: Started at WR...Caught five passes for 76 yards and two touchdowns...6/26 at PHI: Started at WR...Caught two passes for 14 yards...7/11 vs. ORL: Started at WR...Led all receivers with 10 receptions for 174 yards and four touchdowns...7/18 at NOV: Started at WR...Caught seven passes for 59 yards and two touchdowns...Had a net recovery for a touchdown in the second quarter...7/25 at JAX: Started at WR...Caught six passes for 68 yards...8/1 vs. LAK: Started at WR...Caught four passes for 40 yards and two touchdowns, including the game-winning touchdown with 15 seconds left in regulation...8/8 at ORL: Started at WR...Caught two passes for 60 yards and a touchdown.

**2014 TAMPA BAY STORM HIGHLIGHTS:** GP/GS – 12/12...Made his season debut, 4/19 at ORL...Had two consecutive games with 100+ receiving yards...Now has over 12,000 career receiving yards...3/14 vs. NOV: Not on roster...3/21 at SAT: Not on roster...3/29 vs. ORL: Not on roster...4/2: Assigned to the Storm...4/4 vs. PHI: Not on roster...4/11 at JAX: Inactive...4/19 at ORL: Started at WR...Reeled in 12 passes for 136 yards and five touchdowns...4/26 vs. SPO: Started at WR...Caught 10 passes for 112 yards and a touchdown...5/3 vs. PDX: Inactive...5/17 at PHI: Started at WR...Caught two passes for 12 yards...5/24 vs. JAX: Started at WR...Caught seven passes for 81 yards and two touchdowns...5/30 at NOV: Started at WR...Caught three passes for 31 yards and a touchdown...6/7 vs. PHI: Started at WR...Caught five pass for 77 yards and two touchdowns...6/14 at IOW: Started at WR...Caught eight passes for 94 yards and two touchdowns...6/21 vs. ORL: Started at WR...Caught five passes for 48 yards...6/27 at CLE: Started at WR...Caught four passes for 56 yards and a touchdown...7/11 at SJS: Started at WR...Caught three passes for 48 yards and a touchdown...7/21 at SPO: Started at WR...Caught seven passes for 77 yards and a touchdown...7/26 vs. CLE: Started at WR...Caught three passes for 40 yards.

**2013 ORLANDO PREDATORS HIGHLIGHTS:** GP/GS – 14/13...3/24 at NOV: Inactive...3/29 at SJS: Inactive...4/6 vs. PHI: Inactive...4/20 vs. TAM: Started at WR...Caught six passes for 106 yards and two touchdowns...Also had a tackle...4/28 at ARI: Started at WR...Caught 11 passes for 139 yards and a touchdown...5/4 at PIT: Started at WR...Caught 15 passes for 146 yards and two touchdowns...5/11 at SPO: Started at WR...Caught 18 passes for 251 yards and six touchdowns...5/18 at PHI: Started at WR...Caught 10 passes for 108 yards and one touchdown...5/25 vs. JAX: Started at WR...Had eight receptions for 124 yards and a touchdown...6/1 vs. CHI: Started at WR...Caught 8 passes for 134 yards and two touchdowns...6/8 at TAM: Started at WR...Caught five passes for 51 yards...6/15 vs. CLE: Saw action at WR...Caught seven passes for 67 yards and two touchdowns...6/22 vs. PIT: Inactive...6/29 at JAX: Started at WR...Caught six passes for 69 yards and a touchdown...7/6 vs. ARI: Started at WR...Had nine receptions for 140 yards and two touchdowns...7/13 vs. IOW: Caught seven passes for 63 yards and two touchdowns...7/20 at CLE: Started at WR...Caught 10 passes for 182 yards and five touchdowns...7/27 vs. NOV: Started at WR...Caught five passes for 69 yards and two touchdowns...2013 PLAYOFFS...8/3 at PHI: Started at WR...Caught five passes for 84 yards and two touchdowns.

**2012 ORLANDO PREDATORS HIGHLIGHTS:** GP/GS – 16/15...3/9 vs. PIT: Inactive...3/22 at CHI: Started at WR...Caught six passes for 73 yards and a touchdown...Recorded a tackle...3/29 vs. SAT: Started at WR...Led the team with 12 receptions for 113 yards and a touchdown...4/8 at CLE: Started at WR...Caught five passes for 69 yards...Recorded a tackle...4/14 at PIT: Did not record stats...4/20 vs. GEO: Inactive...4/28 vs. PHI: Started at WR...Had seven receptions for 56 yards and two touchdowns...5/5 at TAM: Started at WR...Caught eight passes for 97 yards and a touchdown...5/18 at NOV: Started at WR...Caught 13 passes for 210 yards and five touchdowns...Tallied two tackles...5/25 vs. JAX: Started at WR...Caught five passes for 82 yards and three touchdowns...6/2 at PHI: Started at WR...Caught five passes for 106 yards and two touchdowns...6/8 at SJS: Started at WR...Hauled in five passes for 78 yards and a touchdown...Recorded a tackle...6/15 vs. TAM: Started at WR...Caught four passes for 56 yards and two touchdowns...6/22 vs. NOV: Started at WR...Had four receptions for 38 yards and two touchdowns...7/1 at GEO: Started at WR...Had three receptions for 51 yards a touchdown...7/6 vs. CLE: Started at WR...Reeled in seven receptions for 84 yards and a touchdown...7/14 at JAX: Started at WR...Had eight receptions for 103 yards...7/22 vs. MKE: Started at WR...Had seven receptions for 67 yards.

**2011 ORLANDO PREDATORS HIGHLIGHTS:** GP/GS – 16/15...Led the team in scoring with 208 points...Caught 121 passes for 1,525 yards and 32 touchdowns, all career-highs...Rushed nine times for 47 yards and two touchdowns...Had three kick returns for 68 yards...2010 Orlando Predators Highlights: Caught 116 passes for 1,423 yards and 29 touchdowns...Rushed 15 times for 53 yards and two touchdowns...Saw action on defense recording two tackles...2008 Orlando Predators Highlights: Earned First-Team All-Arena honors for his performance during the 2008 season...Caught 117 passes for 1,647 yards and 31 touchdowns...Rushed 12 times for 57 yards and a touchdown...Tallied 2.5 tackles...Had 82 kickoff returns for 1,458 yards and three touchdowns.

**2007:** Started the season with Tampa Bay Storm and finished with the Orlando Predators...Tampa Bay Storm Highlights: Reeled in 98 passes for 1,206 yards and 17 touchdowns...Returned 31 kicks for 546 yards...2007 Orlando Predators Highlights: Had 20 receptions for 191 yards and four touchdowns...Had 12

kickoff returns for 230 yards and a touchdown.

**2006** Nashville Kats Highlights: One of only two players on the Kats to start all 16 games...Caught 78 passes for 1,273 yards and 28 touchdowns...Rushed seven times for 17 yards and three touchdowns...Tallied 4.5 tackles and a fumble recovery...Compiled 349 kickoff return yards and one touchdown on 24 returns.

**2005:** Started with the Tampa Bay Storm and finished with the Nashville Kats...Appeared in 11 total games...Tampa Bay Storm Highlights: Caught 17 passes for 169 yards and five touchdowns...Recorded 4.5 tackles...Had 13 returns for 257 yards and a touchdown...Nashville Kats Highlights: Finished the season with 38 receptions, 599 yards and 12 touchdowns...Had 14 rushing attempts for 54 yards and two touchdowns...Recorded 9.5 tackles...Had nine kickoff returns for 121 yards.

**2004** Tampa Bay Storm Highlights: First full season in a Storm uniform...Earned AFL All-Ironman team honors for his performance in 2004...Led the team with 2,114 all-purpose yards...Finished the season with 64 receptions for 749 yards and 14 touchdowns...Had two rushes for two yards...Recorded 52.5 tackles on defense to go along with six pass breakups, three forced fumbles, a fumble recovery and three interceptions...Had 63 kickoff returns for 1,296 yards and four touchdowns.

**2003** Tampa Bay Storm Highlights: Appeared in four games for the Storm...Won an ArenaBowl Championship with the team...Hauled in eight passes for 126 yards and two touchdowns...Recorded 12 tackles, two pass breakups and a fumble recovery on defense...Had 12 kick returns for 280 yards.

**2002** Tampa Bay Storm Highlights: Appeared in five games for the Storm...Led the team with 39.5 tackles and two touchdowns...Had five pass breakups...Had 12 kickoff returns for 351 yards and two touchdowns...Led the team with 12 tackles in the playoffs.

**OTHER PROFESSIONAL EXPERIENCE:** Spent time with the San Francisco 49ers and Tampa Bay Buccaneers (NFL).

**COLLEGE INFORMATION:** Attended Hind Community College before settling in at Bethune-Cookman University...Named Junior College Player of the Year and First-team All-State in the Mississippi Junior College system as a quarterback...Transferred to Bethune-Cookman where he played basketball from 1999-2000.

**PERSONAL INFORMATION:** Born January 31, 1977...Prepped at Mainland High School (Daytona, FL)...Was high school teammate of National Basketball Association player, Vince Carter.

### CAREER AFL STATISTICS

#### RECEIVING

YEAR	TEAM	REC	YDS	AVG	TD	LG	YDS/G	G-S
2002	TAM	0	0	0.0	0	*	0	6*
2003	TAM	8	126	15.8	2	*	31.5	4*
2004	TAM	64	749	11.7	14	*	62.4	12*
2005	TAM/NAS	55	768	14.0	17	*	96.0	8*
2006	NAS	78	1273	16.3	28	*	97.9	13*
2007	TAM/ORL	119	1383	11.6	21	*	98.8	14*
2008	ORL	117	1647	14.1	31	*	102.9	16*
2010	ORL	116	1423	12.3	29	42	88.9	16*
2011	ORL	121	1525	12.6	32	39	95.3	16-15
2012	ORL	103	1290	12.5	23	45	80.6	16-15
2013	ORL	127	1659	13.1	29	40	118.5	14-13
2014	TAM	69	812	11.8	16	41	67.7	12-12
2015	TAM	112	1536	13.7	35	45	85.3	18-18
<b>Career Totals</b>		<b>1089</b>	<b>14191</b>	<b>13.0</b>	<b>277</b>	<b>*</b>	<b>86.0</b>	<b>165*</b>
<b>Season Highs</b>		<b>127</b>	<b>1647</b>	<b>16.3</b>	<b>35</b>	<b>*</b>	<b>118.5</b>	<b>18-18</b>

#### RECEIVING (POST SEASON)

YEAR	TEAM	REC	YDS	AVG	TD	LG	YDS/G	G-S
2002	TAM	0	0	0.0	0	*	0	2*
2003	TAM	7	112	16.0	3	*	37.3	3*
2004	TAM	2	10	5.0	1	*	10.0	1*
2005	TAM/NAS	0	0	0.0	0	*	0	0-0
2006	NAS	2	20	10.0	0	*	20.0	1*
2007	TAM/ORL	0	0	0.0	0	*	0	1*
2008	ORL	11	185	16.8	4	*	185.0	1-1
2010	ORL	18	250	13.9	9	35	125.0	2-2
2011	ORL	5	96	19.2	3	41	96.0	1-1
2012	ORL	0	0	0.0	0	*	0.0	0-0
2013	ORL	5	84	16.8	2	*	84.0	1-1
2014	TAM	0	0	0.0	0	*	0.0	0-0
2015	TAM	0	0	0.0	0	*	0.0	0-0
<b>Career Totals</b>		<b>50</b>	<b>757</b>	<b>15.1</b>	<b>22</b>	<b>*</b>	<b>58.2</b>	<b>13*</b>
<b>Season Highs</b>		<b>18</b>	<b>250</b>	<b>16.8</b>	<b>9</b>	<b>*</b>	<b>185.0</b>	<b>3*</b>

## ANTOINE "T.T." TOLIVER STATS *CONTINUED*

YEAR	TEAM	KICKOFF RETURNS					MISSED FG RETURNS					TOTAL
		RET	YDS	AVG	TD	LG	RET	YDS	AVG	TD	LG	
2002	TAM	12	351	29.3	2	*	0	0	0.0	0	*	351
2003	TAM	11	264	24.0	0	*	0	0	0.0	0	*	264
2004	TAM	60	1233	20.6	4	*	3	63	21.0	0	*	1296
2005	TAM/NAS	20	312	15.6	0	*	2	66	33.0	1	*	378
2006	NAS	18	291	16.2	1	*	5	64	12.8	0	*	355
2007	TAM/ORL	35	688	19.7	1	*	4	78	19.5	0	*	766
2008	ORL	78	1398	17.9	3	*	3	35	11.7	0	*	1433
2010	ORL	4	89	22.3	0	*	0	0	0.0	0	*	89
2011	ORL	3	68	22.7	0	*	0	0	0.0	0	*	68
2012	ORL	15	326	21.7	1	53	1	(-37)	(-37.0)	0	0	289
2013	ORL	0	0	0.0	0	0	0	0	0.0	0	0	0
2014	TAM	0	0	0.0	0	0	0	0	0.0	0	0	0
2015	TAM	2	0	0.0	0	0	0	0	0.0	0	0	0
<b>Career Totals</b>		<b>256</b>	<b>5020</b>	<b>19.6</b>	<b>12</b>	<b>*</b>	<b>18</b>	<b>269</b>	<b>14.9</b>	<b>1</b>	<b>0</b>	<b>4969</b>
<b>Season Highs</b>		<b>78</b>	<b>1398</b>	<b>29.3</b>	<b>4</b>	<b>*</b>	<b>5</b>	<b>78</b>	<b>33.0</b>	<b>1</b>	<b>0</b>	<b>1433</b>

YEAR	TEAM	KICKOFF RETURNS (POST SEASON)					MISSED FG RETURNS (POST SEASON)					TOTAL
		RET	YDS	AVG	TD	LG	RET	YDS	AVG	TD	LG	
2002	TAM	8	138	17.3	0	*	0	0	0.0	0	*	138
2003	TAM	7	146	20.9	0	*	0	0	0.0	0	*	146
2004	TAM	6	94	15.7	0	*	0	0	0.0	0	*	94
2005	TAM/NAS	0	0	0.0	0	*	0	0	0.0	0	*	0
2006	NAS	0	0	0.0	0	*	0	0	0.0	0	*	0
2007	TAM/ORL	5	67	13.4	0	*	0	0	0.0	0	*	67
2008	ORL	5	134	26.8	1	*	0	0	0.0	0	*	134
2010	ORL	0	0	0.0	0	*	0	0	0.0	0	*	0
2011	ORL	0	0	0.0	0	*	0	0	0.0	0	*	0
2012	ORL	0	0	0.0	0	*	0	0	0.0	0	*	0
2013	ORL	0	0	0.0	0	*	0	0	0.0	0	*	0
2014	TAM	0	0	0.0	0	*	0	0	0.0	0	*	0
<b>Career Totals</b>		<b>31</b>	<b>579</b>	<b>18.7</b>	<b>1</b>	<b>*</b>	<b>0</b>	<b>0</b>	<b>0.0</b>	<b>0</b>	<b>*</b>	<b>579</b>
<b>Season Highs</b>		<b>8</b>	<b>146</b>	<b>26.8</b>	<b>1</b>	<b>*</b>	<b>0</b>	<b>0</b>	<b>0.0</b>	<b>0</b>	<b>*</b>	<b>146</b>

## DEFENSE

YEAR	TEAM	UT	A	TT	TFL-YDS	SACK-YDS	INT-YDS	PBU	FF	FR-YDS	TD	QH	BLK	G
2002	TAM	30	19	39.5	1.0-0	0-0	2-10	5	0	0-0	0	0	0	6*
2003	TAM	12	0	12.0	0-0	0-0	0-0	1	0	1-0	0	0	0	4*
2004	TAM	50	9	54.5	0-0	0-0	3-14	6	3	1-19	0	0	0	12*
2005	TAM/NAS	13	3	14.5	0-0	0-0	1-0	0	0	0-0	0	0	0	8*
2006	NAS	4	1	4.5	0-0	0-0	0-0	0	0	1-4	0	0	0	13*
2007	TAM/ORL	12	2	13.0	0-0	0-0	0-0	0	0	0-0	0	0	0	14*
2008	ORL	2	1	2.5	0-0	0-0	0-0	0	0	0-0	0	0	0	16*
2010	ORL	2	0	2.0	0-0	0-0	0-0	0	0	0-0	0	0	0	16*
2011	ORL	4	0	4.0	0-0	0-0	0-0	0	0	0-0	0	0	0	16-15
2012	ORL	9	0	0.0	0-0	0-0	0-0	0	0	0-0	0	0	0	16-15
2013	ORL	2	0	2.0	0-0	0-0	0-0	0	0	0-0	0	0	0	14-13
2014	TAM	2	2	3.0	0-0	0-0	0-0	0	0	0-0	0	0	0	12-12
2015	TAM	3	1	3.5	0-0	0-0	0-0	0	0	1-0	0	0	0	18-18
<b>Career Totals</b>		<b>145</b>	<b>38</b>	<b>164.0</b>	<b>1.0-0</b>	<b>0-0</b>	<b>6-24</b>	<b>12</b>	<b>3</b>	<b>4-23</b>	<b>0</b>	<b>0</b>	<b>0</b>	<b>165*</b>
<b>Season Highs</b>		<b>50</b>	<b>19</b>	<b>54.5</b>	<b>1.0-0</b>	<b>0-0</b>	<b>3-14</b>	<b>6</b>	<b>3</b>	<b>1-19</b>	<b>0</b>	<b>0</b>	<b>0</b>	<b>16-15</b>

## DEFENSE (POSTSEASON)

YEAR	TEAM	UT	A	TT	TFL-YDS	SACK-YDS	INT-YDS	PBU	FF	FR-YDS	TD	QH	BLK	G
2002	TAM	9	2	10.0	0-0	0-0	2-33	2	0	0-0	0	0	0	2*
2003	TAM	7	1	7.5	0-0	0-0	1-30	1	0	0-0	1	0	0	3*
2004	TAM	3	0	3.0	0-0	0-0	0-0	0	0	0-0	0	0	0	1*
2005	TAM/NAS	0	0	0.0	0-0	0-0	0-0	0	0	0-0	0	0	0	0-0
2006	NAS	0	0	0.0	0-0	0-0	0-0	0	0	0-0	0	0	0	1*
2007	TAM/ORL	1	0	1.0	0-0	0-0	0-0	0	0	0-0	0	0	0	1*
2008	ORL	0	0	0.0	0-0	0-0	0-0	0	0	0-0	0	0	0	1-1
2010	ORL	0	0	0.0	0-0	0-0	0-0	0	0	0-0	0	0	0	2-2
2011	ORL	1	0	1.0	0-0	0-0	0-0	0	0	0-0	0	0	0	1-1
2012	ORL	0	0	0.0	0-0	0-0	0-0	0	0	0-0	0	0	0	0-0
2013	ORL	1	0	0.0	0-0	0-0	0-0	0	0	0-0	0	0	0	0-0
2014	TAM	0	0	0.0	0-0	0-0	0-0	0	0	0-0	0	0	0	0-0
<b>Career Totals</b>		<b>22</b>	<b>3</b>	<b>23.5</b>	<b>0-0</b>	<b>0-0</b>	<b>3-66</b>	<b>3</b>	<b>0</b>	<b>0-0</b>	<b>1</b>	<b>0</b>	<b>0</b>	<b>13*</b>
<b>Season Highs</b>		<b>9</b>	<b>2</b>	<b>10.0</b>	<b>0-0</b>	<b>0-0</b>	<b>2-33</b>	<b>2</b>	<b>0</b>	<b>0-0</b>	<b>1</b>	<b>0</b>	<b>0</b>	<b>3*</b>



## ISAIAH TUIASOSOPO

 #77

**POS:** OL

**Height:** 6'3

**Weight:** 315

**Date of Birth:** 9/5/93

**Experience:** 1

**Acquired:** 10/16/15

**College:** Austin Peay

**Hometown:** Pago Pago, American Samoa

**CAREER HIGHLIGHTS:** Began his AFL career with the Los Angeles KISS before moving on to the New Orleans VooDoo in 2015...Acquired by the Storm October 16, 2015.

**2015 LOS ANGELES KISS HIGHLIGHTS:** GP/GS – 3/2...3/27 at POR; Started on the offensive line...4/4 at SJS; Saw action on the offensive line...4/11 vs. LVO; Started on the offensive line...4/15; Placed on injured reserve...New Orleans VooDoo Highlights: GP/GS – 4/0...6/25; Assigned to the VooDoo...6/27 at ORL; Saw action on the offensive line...7/10 at SJS; Saw action on the offensive line...7/18 vs. TAM; Saw action on the offensive line...7/25 at LVO; Neither team played...8/2 at PHI; Saw action on the offensive line...8/8 at JAX; Inactive.

**COLLEGE INFORMATION:** Played four seasons at Austin Peay...2014 (Senior): Appeared in 12 games at the center position for the Governors...2013 (Junior): Played in all 12 games for the Governors...2012 (Sophomore): Converter from defensive lineman to offensive lineman...Saw action in 10 games...2011 (Freshman): Saw action in nine games at defensive tackle...Recorded two tackles.

**PERSONAL INFORMATION:** Born September 5, 1993...Prepped at Tafuna High School (Tafuna, American Samoa)...Helped lead his high school to the Island Championship in his senior year...Was a Samoa Bowl All-State selection...Played on the defensive line for Aiga Foundation All-Polynesian All-America game.



## DAVID WASHINGTON

 #90


**POS:** DL  
**Height:** 6'2  
**Weight:** 320  
**Date of Birth:** 10/11/92  
**Experience:** 0  
**Acquired:** 7/30/2015  
**College:** Faulkner  
**Hometown:** Locust Grove, GA

**CAREER HIGHLIGHTS:** Acquired by the Storm on July 30, 2015.

**2015 HIGHLIGHTS:** GP/GS – 1/0... 3/27 vs. CLE: Not on roster... 4/3 at POR: Not on roster... 4/10 vs. SJS: Not on roster... 4/17 vs. NOV: Not on roster... 4/24 at CLE: Not on roster... 5/2 vs. JAX: Not on roster... 5/16 at ORL: Not on roster... 5/22 vs. PHI: Not on roster... 5/30 vs. NOV: Not on roster... 6/6 at ARI: Not on roster... 6/12 vs. JAX: Not on roster... 6/19 at CLE: Not on roster... 6/26 at PHI: Not on roster... 7/11 vs. ORL: Not on roster... 7/18 at NOV: Not on roster... 7/25 at JAX: Not on roster... 7/30: Assigned to the Storm... 8/1 vs. LAK: Inactive... 8/8 at ORL: Started at nose guard... Recorded 2.5 tackles and a sack.

**College Information:** Began his collegiate career at Hinds Community College (Jackson, MS) before transferring Faulkner... FAULKNER: 2014 (Senior): Recorded 32.0 tackles, 0.5 sack, 3.5 tackles for loss and two pass breakups... 2013 (Junior): Tallied 27.0 tackles, 1.0 sack, 4.0 tackles for loss and a pass breakup... HINDS C.C.: Played for Hinds during the 2011 and 2012 seasons.

**PERSONAL** Born on October 11, 1992.



## KENDRICK WASHINGTON

 #90


**POS:** DL  
**Height:** 6'4  
**Weight:** 275  
**Date of Birth:** 12/6/1986  
**Experience:** R  
**Acquired:** 1/14/2016  
**College:** Florida A&M  
**Hometown:** Sebastian River, FL

**CAREER HIGHLIGHTS:** Spent time with the Chicago Rush in 2011... Won the 2015 PIFL Championship as a member of the Columbus Lions... Acquired by the Storm on January 14, 2016

**OTHER PROFESSIONAL EXPERIENCE:** Spent time with the Columbus Lions in 2015.

**COLLEGE INFORMATION:** Played four seasons at Florida A&M University... 2010 (Senior): Appeared in 8 games for the Rattlers... Recorded 11.0 tackles, 5.0 tackles for loss and 1.5 sacks... 2009 (Junior): Started in 7-of-8 games... Tallied 9.0 tackles, 2.5 tackles for loss, a sack and a fumble recovery... 2008 (Sophomore): Started in 3-of-9 games... Recorded 9.0 tackles, 1.5 sacks and an interception... 2007 (Freshman): Started in 4-of-5 games... Recorded 7.0 tackles, 2.0 tackles for loss, a pass breakup, a forced fumble and a fumble recovery.

**PERSONAL INFORMATION:** Born December 6, 1986... Prepped at Sebastian River High School (Sebastian River, FL)... Was a four-sport athlete, excelling in baseball, basketball, football and track... Recorded 77.0 tackles, 15.5 sacks, nine pass breakups and two interceptions during his senior year.



## SETH WILLIAMS

 #24

**POS:** WR  
**Height:** 5'11  
**Weight:** 190  
**Date of Birth:** 10/24/86

**Experience:** 1  
**Acquired:** 3/1/16  
**College:** Richmond  
**Hometown:** Fayetteville, NC

**CAREER HIGHLIGHTS:** Began his AFL career with the New York Giants (NFL) as an undrafted rookie free agent...Spent time with the Montreal Alouettes and Ottawa Redblacks (CFL)...Acquired by the Storm on March 1, 2016.

**2015 NEW ORLEANS VOODOO HIGHLIGHTS:** GP/GS – 4/4... 3/28 vs. JAX: Injured reserve... 4/4 vs. CLE: Injured reserve... 4/11 vs. ORL: Injured reserve... 4/17 at TAM: Injured reserve... 4/26 vs. PHI: Injured reserve... 5/2 vs. SPO: Injured reserve... 5/9 vs. ARI: Injured reserve... 5/15 at CLE: Injured reserve... 5/21: Activated from injured reserve... 5/23 vs. JAX: Started at DB...Recorded 4.5 tackles...5/25: Placed on inactive reserve... 5/30 at TAM: Inactive reserve... 6/6 at PHI: Inactive reserve... 6/12 vs. CLE: Inactive reserve... 6/27 at ORL: Inactive reserve... 7/10 at SJS: Inactive reserve... 7/17: Activated from inactive reserve... 7/18 vs. TAM: Started at DB...Recorded 5.5 tackles, a forced fumble and pass breakup... 7/25 at LVO: Team did not play... 8/2 at PHI: Started at DB...Tallied 1.5 tackles... 8/8 at JAX: Started at DB...Recorded 5.5 tickets.

reserve... 6/27 at ORL: Inactive reserve... 7/10 at SJS: Inactive reserve... 7/17: Activated from inactive reserve... 7/18 vs. TAM: Started at DB...Recorded 5.5 tackles, a forced fumble and pass breakup... 7/25 at LVO: Team did not play... 8/2 at PHI: Started at DB...Tallied 1.5 tackles... 8/8 at JAX: Started at DB...Recorded 5.5 tickets.

**OTHER PROFESSIONAL EXPERIENCE:** Was a member of the New York Giants practice squad...Played for the Montreal Alouettes and Ottawa Redblacks...Recorded 118.0 tackles and two interceptions for his CFL career.


**COLLEGE INFORMATION:** Played four seasons at Richmond...Started in 34-of-57 games for the Spiders...Helped lead the team a 2008 Division I FCS Championship...2009 (Senior): Started in 12-of-13 games...Recorded 58.0 tackles, 2.0 tackles for loss, seven pass breakups and an interception...2008 (Junior): Started in 5-of-16 games...Tallied 48.0 tackles, four interceptions, six pass breakups and a fumble recovery...2007 (Redshirt Sophomore): Started in 14-of-14 games...Recorded 97.0 tackles, 4.0 tackles for loss, 1.0 sack, five pass breakups, two interceptions, a forced fumble and a defensive touchdown...2006 (Sophomore): Started in 3-of-3 games...Recorded 16.0 tackles, a tackle for loss and a half sack...2005 (Freshman): Appeared in 11 games...Tallied 26.0 tackles, an interception, a fumble recovery and a pass breakup.

**PERSONAL INFORMATION:** Born October 24, 1986.

### CAREER AFL STATISTICS

#### DEFENSE

YEAR	UT	A	TT	TFL-YDS	SACK-YDS	INT-YDS	PBU	FF	FR-YDS	TD	QH	BLK	G
2015	10	14	17.0	0-0	0-0	0-0	1	1	0-0	0	0	0	4-4
<b>Career Totals</b>	<b>10</b>	<b>14</b>	<b>17.0</b>	<b>0-0</b>	<b>0-0</b>	<b>0-0</b>	<b>1</b>	<b>1</b>	<b>0-0</b>	<b>-</b>	<b>0</b>	<b>-</b>	<b>4-4</b>
<b>Season High</b>	<b>10</b>	<b>14</b>	<b>17.0</b>	<b>0-0</b>	<b>0-0</b>	<b>0-0</b>	<b>1</b>	<b>1</b>	<b>0-0</b>	<b>-</b>	<b>0</b>	<b>-</b>	<b>4-4</b>



## GERALD YOUNG

 #03

**POS:** WR/KR  
**Height:** 5'10  
**Weight:** 170  
**Date of Birth:** 08/06/1989

**Experience:** 2  
**Acquired:** 3/2/2016  
**College:** Charleston Southern  
**Hometown:** Naples, FL

**CAREER HIGHLIGHTS:** Began his AFL career with the Orlando Predators in 2014...Spent the 2015 season with the Las Vegas Outlaws...Set an AFL record with two missed field goals returned for touchdowns in a single game versus the Arizona Rattlers (2015)...Acquired by the Storm on March 2, 2016.

**2015 LAS VEGAS OUTLAWS HIGHLIGHTS:** GP/GA – 10/5... 3/30 vs. SJS: Inactive... 4/4 vs. ARI: Saw action at kick returner... Had four kick returns for 103 yards... Also had two missed field goal returns for 106 yards and two touchdowns... 4/11 at LAK: Saw action at wide receiver and kick returner... Caught six passes for 83 yards and a touchdown... Had two kick returns for 17 yards... 4/24 at JAX: Started at wide receiver... Caught four passes for 32 yards... Had eight kick returns for 178 yards and a touchdown... 5/4 vs. LAK: Started at WR... Caught a pass for 16 yards... Had three kick returns for 110 yards and a touchdown... 5/9 at SJS: Started at wide receiver... Had four kick returns for 58 yards... 5/16 at ARI: Inactive... 5/21: Placed on inactive reserve... 5/23 vs. SPO: Inactive reserve... 5/30 vs. PHI: Inactive reserve... 6/5: Activated from inactive reserve... 6/7 vs. CLE: Saw action at wide receiver and kick returner... Had seven kick returns for 202 yards and a touchdown... 6/12 at SPO: Inactive... 6/21 vs. SJS: Saw action at wide receiver and kick returner... Caught six passes for 95 yards... Rushed once for a yard and a touchdown... Had eight kick returns for 172 yards and a touchdown... 6/28 vs. POR: Saw action at receiver and kick returner... Caught two passes for 46 yards... Returned a kickoff for 32 yards... 7/9: Placed on inactive reserve... 7/11 at ARI: Inactive reserve... 7/18 at LAK: Inactive reserve... 7/25 vs. NOV: Team did not play... 7/30: Placed on inactive reserve... 8/1 at POR: Inactive reserve... 8/8 vs. SPO: Inactive reserve.

at WR... Caught a pass for 16 yards... Had three kick returns for 110 yards and a touchdown... 5/9 at SJS: Started at wide receiver... Had four kick returns for 58 yards... 5/16 at ARI: Inactive... 5/21: Placed on inactive reserve... 5/23 vs. SPO: Inactive reserve... 5/30 vs. PHI: Inactive reserve... 6/5: Activated from inactive reserve... 6/7 vs. CLE: Saw action at wide receiver and kick returner... Had seven kick returns for 202 yards and a touchdown... 6/12 at SPO: Inactive... 6/21 vs. SJS: Saw action at wide receiver and kick returner... Caught six passes for 95 yards... Rushed once for a yard and a touchdown... Had eight kick returns for 172 yards and a touchdown... 6/28 vs. POR: Saw action at receiver and kick returner... Caught two passes for 46 yards... Returned a kickoff for 32 yards... 7/9: Placed on inactive reserve... 7/11 at ARI: Inactive reserve... 7/18 at LAK: Inactive reserve... 7/25 vs. NOV: Team did not play... 7/30: Placed on inactive reserve... 8/1 at POR: Inactive reserve... 8/8 vs. SPO: Inactive reserve.

**2014 ORLANDO PREDATORS HIGHLIGHTS:** GP/GS – 11/1... 3/16 vs. JAX: Not on roster... 3/18: Assigned to the Predators... 3/21 vs. LAK: Saw action at wide receiver... Caught two passes for 57 yards and a touchdown... 3/29 at TAM: Inactive... 4/3 at NOV: Saw action at wide receiver... Caught seven passes for 116 yards and two touchdowns... 4/10 vs. PHI: Saw action at wide receiver and kick returner... Caught three passes for 25 yards... Had two kick returns for 39 yards... 4/19 vs. TAM: Saw action at wide receiver and kick returner... Caught a pass for two yards... Had four kick returns for 41 yards... 4/24: Placed on injured reserve... 4/26 vs. NOV: Injured reserve... 5/3 at SJS: Injured reserve... 5/13: Activated from injured reserve... 5/17 at JAX: Started at wide receiver... Caught five passes for 76 yards and two touchdowns... Had seven kick returns for 96 yards... Also returned a missed field goal for 49 yards and a touchdown... 5/24 vs. PIT: Saw action at kick returner... Had four kick returns for 89 yards... 5/31 at IOW: Saw action at wide receiver and kick returner... Caught three passes for 18 yards... Had six kick returns for 175 yards... 6/7 at SAT: Inactive... 6/12 vs. JAX: Saw action at wide receiver and kick returner... Caught three passes for 61 yards and a touchdown... Had four kick returns for 92 yards... 6/21 at TAM: Saw action at kick returner... Had three kick returns for 34 yards... 7/7 at PHI: Inactive... 7/14 vs. IOW: Saw action at kick returner... Had four kick returns for 111 yards... 7/19 at NOV: Saw action at kick returner... Had four kick returns for 62 yards... 7/24: Placed on inactive reserve... 7/26 vs. ARI: Inactive reserve... PLAYOFFS: GP/GS – 2/1... 8/2: Activated from inactive reserve... 8/3 vs. PIT: Saw action at wide receiver and kick returner... Caught four passes for 38 yards... Had five kick returns for 69 yards... 8/10 at CLE: Started at wide receiver... Led all receivers with 156 yards and a touchdown... Had eight kick returns for 98 yards.

**COLLEGE INFORMATION:** Played four seasons with Charleston Southern... Started in 29-of-44 games for the Buccaneers... Became a three-time All-Big South Conference selection and was a member of the Big South All-Decade Team... 2010 (Senior): Started in 10-of-10 games... Caught 54 passes for 777 yards and three touchdowns... Rushed 46 times for 234 yards and a touchdown... Had 22 kick returns for 613 yards and three touchdowns... 2009 (Junior): Started in 11-of-11 games... Caught 55 passes for 724 yards and three touchdowns... Rushed 52 times for 389 yards and three touchdowns... Had 19 kick returns for 364 yards... 2008 (Sophomore): Started in 7-of-12 games... Caught 45 passes for 551 yards and nine touchdowns... Rushed 39 times for 298 yards and two touchdowns... Had 37 kick returns for 921 yards... 2007 (Freshman): Started in 1-of-11 games... Caught 12 passes for 88 yards... Rushed five times for 15 yards... Had 24 kick returns for 551 yards.

**PERSONAL INFORMATION:** Born August 6, 1989.

### CAREER AFL STATISTICS

#### RECEIVING

YEAR	TEAM	REC	YDS	AVG	TD	LG	YDS/G	G-S
2014	ORL	24	355	14.8	6	42	32.3	11-1
2015	LVO	22	293	13.3	1	41	29.3	10-5
<b>Career Totals</b>		<b>46</b>	<b>648</b>	<b>14.1</b>	<b>7</b>	<b>*</b>	<b>30.9</b>	<b>21-6</b>
<b>Season Highs</b>		<b>24</b>	<b>355</b>	<b>14.8</b>	<b>6</b>	<b>42</b>	<b>32.3</b>	<b>11-1</b>

#### RUSHING

YEAR	TEAM	ATT	YDS	AVG	TD	LG	YDS/GG-S
2014	ORL	2	00.0	0	1	0.0	11-1
2015	LVO	4	92.2	2	4	0.9	10-5
<b>Career Totals</b>		<b>6</b>	<b>91.5</b>	<b>2</b>	<b>*</b>	<b>0.4</b>	<b>21-6</b>
<b>Season Highs</b>		<b>4</b>	<b>92.2</b>	<b>2</b>	<b>4</b>	<b>0.9</b>	<b>11-1</b>

# PLAYERS

## GERALD YOUNG *CONTINUED*

YEAR	TEAM	KICKOFF RETURNS					MISSED FG RETURNS					TOTAL
		RET	YDS	AVG	TD	LG	RET	YDS	AVG	TD	LG	
2014	ORL	38	739	19.4	0	51	1	49	49.0	1	49	788
2015	LVO	42	1003	23.0	5	57	2	106	53.0	2	54	1109
<b>Career Totals</b>		<b>80</b>	<b>1742</b>	<b>21.8</b>	<b>5</b>	<b>*</b>	<b>3</b>	<b>155</b>	<b>51.7</b>	<b>3</b>	<b>*</b>	<b>1897</b>
<b>Season Highs</b>		<b>42</b>	<b>1003</b>	<b>23.0</b>	<b>5</b>	<b>57</b>	<b>2</b>	<b>106</b>	<b>53.0</b>	<b>2</b>	<b>54</b>	<b>1109</b>

### RECEIVING (POST SEASON)

YEAR	TEAM	REC	YDS	AVG	TD	LG	YDS/G	G-S
2014	ORL	17	194	11.4	1	38	97.0	2-1
<b>Career Totals</b>		<b>17</b>	<b>194</b>	<b>11.4</b>	<b>1</b>	<b>38</b>	<b>97.0</b>	<b>2-1</b>
<b>Season Highs</b>		<b>17</b>	<b>194</b>	<b>11.4</b>	<b>1</b>	<b>38</b>	<b>97.0</b>	<b>2-1</b>

YEAR	TEAM	KICKOFF RETURNS (POST SEASON)					MISSED FG RETURNS (POST SEASON)					TOTAL
		RET	YDS	AVG	TD	LG	RET	YDS	AVG	TD	LG	
2014	ORL	13	167	12.8	0	0	0	0	0.0	0	0	167
<b>Career Totals</b>		<b>13</b>	<b>167</b>	<b>12.8</b>	<b>0</b>	<b>0</b>	<b>0</b>	<b>0</b>	<b>0.0</b>	<b>0</b>	<b>0</b>	<b>167</b>
<b>Season Highs</b>		<b>13</b>	<b>167</b>	<b>12.8</b>	<b>0</b>	<b>0</b>	<b>0</b>	<b>0</b>	<b>0.0</b>	<b>0</b>	<b>0</b>	<b>167</b>



## TAMPA BAY STORM

# SEASON IN REVIEW



### GAME 01 CLEVELAND GLADIATORS 60, TAMPA BAY STORM 44

CLEVELAND GLADIATORS (1-0) VS. TAMPA BAY STORM (0-1)

MAR 27, 2015 • TAMPA, FL • AMALIE ARENA • ATT: 9,727



#### STORM LOSE 60-44 TO CLEVELAND

**TAMPA, FL** - The Tampa Bay Storm entered the 2015 season looking to return to the playoffs after finishing 8-10 and missing out the previous year. The Storm returned nine players from 2014 and added a mix of rookies and arena veterans, including new starting quarterback Jason Boltus, in the offseason.

Facing the defending American Conference and East Division champion Cleveland Gladiators in the season opener, though, a handful of costly mistakes plagued the Storm during a 60-44 loss in front of 9,727 at Amalie Arena.

Cleveland (1-0) capitalized on a pair of Storm giveaways in the first half to take control of the game. After scoring on its first two possessions, Cleveland got the ball back when Tim Cheatwood stripped Tampa Bay wide receiver Kendrick Ings on a jet sweep and Anthony Degrate recovered for the Gladiators at their own six-yard line. Five plays later, Cleveland quarterback Shane Austin found Andrae Thurman for a 24-yard scoring strike to put the Gladiators up 19-7.

On Tampa Bay's next play from scrimmage, Boltus was sacked and stripped by Willie McGinnis. Joe Phinisee picked up the loose ball in the end zone to give Cleveland a 25-7 advantage.

Tampa Bay (0-1) scored on two straight possessions and got a stop in the second quarter to cut Cleveland's lead to four and get back in the game. Boltus connected with T.T. Tolliver on a 10-yard strike to bring the Storm to within 11. After James Harrell ended a Gladiators drive with an interception in the end zone, Boltus found Ings from 28 yards out on the ensuing drive to make it 25-21.

Cleveland scored two touchdowns in the final 19 seconds of the first half to pull comfortably in front, however. Former Storm wide receiver Amari Jackson capped a four-play drive by running

into the end zone from eight yards out, the Gladiators going up 33-21 after a successful two-point conversion.

With Tampa Bay trying to get points on the board before the end of the half, Boltus fumbled as he was sacked by Degrate and Phinisee again recovered, this time at the Storm 10. Austin hit Dominick Goodman in the end zone on the last play of the first half for a 39-21 Cleveland lead at the break.

Each team scored a touchdown in the third quarter: Austin finding Jackson from 20 yards out and Tampa Bay countering when Boltus hit a wide open Tolliver behind the Cleveland defense down the middle of the field for a 29-yard touchdown pass to make it 46-20 Gladiators.

Austin and Boltus each threw two touchdown passes in an evenly-played fourth quarter.

Tolliver, who needed 23 receptions entering Friday's game to reach 1,000 for his AFL career, finished with 12 catches for 161 yards and three touchdowns. Jarvis Williams added 11 catches for 121 yards and two scores.

Boltus, in his first game as the Storm starting quarterback, completed 30-of-54 passes for 383 yards and six touchdowns. Boltus' 54 pass attempts are the second-most in Storm history.

Austin finished as the offensive player of the game after throwing seven touchdown passes. Jackson had two receiving touchdowns and a rushing score in his return to Tampa Bay. Goodman and Collin Taylor also had two touchdown receptions each for Cleveland.

The Storm fumbled five times and lost three. Boltus was intercepted once.

Cleveland had just the one turnover, Harrell's interception.

SCORE BY QUARTERS	1	2	3	4	SCORE
Cleveland Gladiators	13	26	7	14	60
Tampa Bay Storm	7	14	7	16	44

SCORING SUMMARY	PLAY	SCORE
1st	08:24 CLE GOODMAN, Domini 15 yd pass from AUSTIN, Shane (SCHOTT, Steven kick)	7 - 0
	05:45 TBY WILLIAMS, Jarvi 19 yd pass from BOLTUS, Jason (PETERSON, Craig kick)	7 - 7
	04:23 CLE TAYLOR, Collin 29 yd pass from AUSTIN, Shane (SCHOTT, Steven kick failed)	13 - 7
2nd	14:49 CLE THURMAN, Andrae 24 yd pass from AUSTIN, Shane (SCHOTT, Steven kick failed)	19 - 7
	13:35 CLE PHINISEE, Joe 0 yd fumble recovery (SCHOTT, Steven kick failed)	25 - 7
	08:45 TBY TOLLIVER, T.T. 10 yd pass from BOLTUS, Jason (PETERSON, Craig kick)	25 - 14
	00:48 TBY INGS, Kendrick 28 yd pass from BOLTUS, Jason (PETERSON, Craig kick)	25 - 21
	00:19 CLE JACKSON, Amari 8 yd run (TAYLOR, Collin pass from AUSTIN, Shane)	33 - 21
	00:00 CLE GOODMAN, Domini 10 yd pass from AUSTIN, Shane (RICHARDSON rush failed)	39 - 21
3rd	05:14 CLE JACKSON, Amari 20 yd pass from AUSTIN, Shane (SCHOTT, Steven kick)	46 - 21
	01:22 TBY TOLLIVER, T.T. 29 yd pass from BOLTUS, Jason (PETERSON, Craig kick)	46 - 28
4th	14:30 CLE JACKSON, Amari 23 yd pass from AUSTIN, Shane (SCHOTT, Steven kick)	53 - 28
	09:34 TBY TOLLIVER, T.T. 25 yd pass from BOLTUS, Jason (WILLIAMS pass from BOLTUS)	53 - 36
	07:11 CLE TAYLOR, Collin 4 yd pass from AUSTIN, Shane (SCHOTT, Steven kick)	60 - 36
	00:48 TBY WILLIAMS, Jarvi 3 yd pass from BOLTUS, Jason (JACKSON, Dexter rush)	60 - 44

TAMPA BAY STORM	NO.	GAIN	LOSS	NET	TD	LG	AVG.
RUSHING							
INGS	1	1	0	1	0	1	1.0
TOTALS	1	1	0	1	0	1	1.0

PASSING	CMP-ATT-INT	YDS	TD	LONG	SACK
BOLTUS	30-55-1	383	6	31	4
TEAM	0-0-0	-21	0	0	0
TOTALS	30-55-1	362	6	31	4

RECEIVING	NO.	YDS	TD	LG
TOLLIVER	12	161	3	29
WILLIAMS	11	121	2	19
INGS	6	90	1	31
GREGORY	1	11	0	11
TOTALS	30	383	6	31

ALL RETURNS	NO	YDS	LG	NO	YDS	LG	NO	YDS	LG
INGS	0	0	0	7	114	22	0	0	0
HARRELL	0	0	0	0	0	0	1	0	0
TOTALS	0	0	0	7	114	22	1	0	0

CLEVELAND GLADIATORS	NO.	GAIN	LOSS	NET	TD	LG	AVG.
RUSHING							
TAYLOR	2	10	0	10	0	10	5.0
AUSTIN	2	10	0	10	0	9	5.0
JACKSON	1	8	0	8	1	8	8.0
SCHOFIELD	1	4	0	4	0	4	4.0
DIEKER	3	2	1	1	0	2	0.3
TOTALS	9	34	1	33	1	10	3.7

PASSING	CMP-ATT-INT	YDS	TD	LONG	SACK
AUSTIN	19-31-1	221	7	29	0
DIEKER	1-1-0	7	0	7	0
TOTALS	20-32-1	228	7	29	0

RECEIVING	NO.	YDS	TD	LG
GOODMAN	9	94	2	15
TAYLOR	5	52	2	29
JACKSON	4	51	2	23
THURMAN	2	31	1	24
TOTALS	20	228	7	29

ALL RETURNS	NO	YDS	LG	NO	YDS	LG	NO	YDS	LG
THURMAN	0	0	0	4	65	25	0	0	0
PHINISEE	0	0	0	0	0	0	1	38	38
TOTALS	0	0	0	4	65	25	1	38	38

TAMPA BAY STORM	U	A	TT	TFL/YDS	FF	FR-YDS	INT-YDS	BRUP	BLKD	SK/YDS	QBH
ADDISON	5	1	5.5								
HILL	5	1	5.5	1.0/1	1						
PHILLIPS	4	2	5.0					1			
DAWKINS	4		4.0								
GREGORY	2	1	2.5								
WILLIAMS	2		2.0								
HARRELL	1	1	1.5				1-0	1			
GRANT	1		1.0								
FORTE		1	0.5								
CLEBERT		1	0.5								2
JACKSON								1			

#### FIELD GOAL ATTEMPTS

None

CLEVELAND GLADIATORS	U	A	TT	TFL/YDS	FF	FR-YDS	INT-YDS	BRUP	BLKD	SK/YDS	QBH
JONES	11		11.0					8			
STEPHENS	6	1	6.5					2			
COLSTON	6	1	6.5								
RICHARDSON	3		3.0	2.0/12	1					1.0/6	
DEGRATE	2		2.0	1.0/2	1	1-0		1		1.0/2	
PHINISEE	2		2.0			2-0	1-38				
ALSTON	2		2.0								
MCGINNIS	2		2.0	1.0/6	1			1		1.0/6	
CHEATWOOD	1		1.0	1.0/7	1					1.0/7	
JACKSON	1		1.0								
TAYLOR	1		1.0								

#### FIELD GOAL ATTEMPTS

None

## TEAM STATS

TEAM TOTALS	CLE	TAM
<b>FIRST DOWNS</b>	18	23
Rushing	3	0
Passing	12	21
Penalty	3	2
<b>NET YARDS RUSHING</b>	33	1
Rushing Attempts	9	1
Average Per Rush	3.7	1.0
Rushing Touchdowns	1	0
<b>NET YARDS PASSING</b>	228	362
Completions-Attempts-Int	20-32-1	30-55-1
Average Per Attempt	7.1	6.6
Average Per Completion	11.4	12.1
Passing Touchdowns	7	6
<b>TOTAL OFFENSE YARDS</b>	261	363
Total offense plays	41	60
Average Gain Per Play	6.4	6.1
Fumbles: Number-Lost	1-0	5-3
Penalties: Number-Yards	5-39	11-63
<b>KICKOFFS-YARDS</b>	9-505	4-225
Average Yards Per Kickoff	56.1	56.2
Net Yards Per Kickoff	43.4	40.0
Touchbacks	2	0

TEAM TOTALS	CLE	TAM
<b>MFG Returns: Number-Yards-TD</b>	0-0-0	0-0-0
Average Per Return	0.0	0.0
<b>Kickoff returns: Number-Yards-TD</b>	4-65-0	7-114-0
Average Per Return	16.2	16.3
<b>Interceptions: Number-Yds-TD</b>	1-38-0	1-0-0
<b>Fumble Returns: Number-Yds-TD</b>	1-0-1	0-0-0
<b>Miscellaneous Yards</b>	0	23
<b>Possession Time</b>	24:33	35:27
1st Quarter	10:09	4:51
2nd Quarter	7:42	7:18
3rd Quarter	2:36	12:24
4th Quarter	4:06	10:54
<b>Third-Down Conversions</b>	2 of 6	6 of 11
<b>Fourth-Down Conversions</b>	2 of 3	4 of 5
<b>Red-Zone Scores-Chances</b>	3-4	1-3
<b>Sacks By: Number-Yards</b>	4-21	0-0
<b>PAT Kicks</b>	4-7	4-4
2-Point drop-kick PATs	0-0	0-0
<b>Field Goals</b>	0-0	0-0
4-Point drop kick FGs	0-0	0-0
<b>Touchdowns (Rush-Pass-Return)</b>	1-7-1	0-6-0

### GAME 02 TAMPA BAY STORM 54, PORTLAND THUNDER 48

TAMPA BAY STORM (1-1) AT PORTLAND THUNDER (1-1)

APR 3, 2015 • PORTLAND, OR • MODA CENTER • ATT: 6,564



#### STORM VICTORIOUS IN PORTLAND

**PORTLAND, OR** - In a season-opening loss a week ago to Cleveland, the Tampa Bay Storm were undone by five costly turnovers. On Friday, it was another turnover, a late interception, that secured the Storm's first win of the 2015 season.

With Tampa Bay holding a five-point lead and Portland driving for the potential game-winning touchdown, Storm defensive back James Harrell picked off the Thunder's Kyle Rowley at midfield to cap a come-from-behind, 54-48 victory for the Storm at the Moda Center in Portland.

Tampa Bay (1-1) trailed for much of the first half after turning the ball over on downs on its opening possession but swung momentum in its favor thanks to a successful outside kick recovery just before halftime. Jason Boltus hit Jarvis Williams for a four-yard touchdown pass with six seconds remaining in the half to give the Storm their first lead, 33-27, going into the break.

Prior to the inside kick, Boltus connected with Kendrick Ings from 33 yards away to knot the score 27-27 with 55 seconds left in the second quarter.

Boltus was superb in his second start with the Storm. The 6-foot-3 quarterback completed 23-of-40 passes for 294 yards and six touchdowns with no turnovers.

Portland (1-1) went up by eight points early in the second half after scoring on its first drive of the third quarter and recovering the ensuing net-rebound kickoff at the Storm two-yard line, Osagie Odiase scooping and scoring for a 41-33 Thunder advantage.

Boltus, though, rallied the Storm again, driving the team down the field and calling his own number on a dive into the end zone from a yard away to cut the Thunder lead to one. After the Storm defense stepped up to get their first turnover on downs on Portland's next drive, Boltus snuck in again from the one to regain the lead for the Storm.

Rowley hit V'Keon Lacey for a one-yard touchdown scoring grab midway through the fourth quarter to put Portland back in front, but Boltus answered with his sixth touchdown pass of the night, this one to T.T. Toliver with 3:13 left in the game for a 54-48 Storm lead.

With Portland looking to run time off the clock and score a last-second touchdown to win, Harrell made the play of the game, stepping in front of a Portland wide receiver along the sideline and picking off Rowley's 29th pass attempt of the game to seal the win.

Toliver entered Friday's game needing 11 receptions to become just the 17th player in all of professional football to reach 1,000 for his career. He fell two catches shy of the milestone but finished as the Storm's leading receiver with nine grabs for 149 yards and three touchdowns. Toliver had scoring catches of 25 and 37 yards in the first half before adding the game-winning score in the fourth.

Now with 998 receptions for his career, Toliver passed Barry Wagner (991) on Friday for fourth place on the AFL all-time receptions list. Jarvis Williams also had a big night for the Storm offense. The North Carolina State wide receiver had a team-high 11 catches for 89 yards and two scores, both in the second quarter.

Rowley completed 21-of-29 passes for 280 yards and five touchdowns but had the crucial interception at the end of the game, his only turnover. Rowley connected with Jamar Howard for Portland's first three scores. Howard had game highs for catches (15), receiving yards (220) and receiving touchdowns (4).

Richard Clebert picked up Tampa Bay's first sack of the season, dropping Rowley for a nine-yard loss in the fourth quarter. Rick-J Hill and Al Phillips each had seven tackles to lead the Storm defense.

With the win, Tampa Bay remains tied for first place in the South Division with Orlando, who beat Jacksonville 55-54 on Friday.

#### SCORE BY QUARTERS

	1	2	3	4	SCORE
Tampa Bay Storm	7	26	7	14	54
Portland Thunder	14	13	14	7	48

#### SCORING SUMMARY

	PLAY	SCORE
1st	05:19 POR HOWARD, Jamar 17 yd pass from ROWLEY, Kyle (RAMIREZ, Zach kick)	0 - 7
	03:50 TBV TOLIVER, T.T. 25 yd pass from BOLTUS, Jason (PETERSON, Craig kick)	7 - 7
	01:22 POR HOWARD, Jamar 35 yd pass from ROWLEY, Kyle (RAMIREZ, Zach kick)	7 - 14
2nd	13:12 TBV WILLIAMS, Jarvi 12 yd pass from BOLTUS, Jason (PETERSON, Craig kick)	14 - 14
	09:49 POR HOWARD, Jamar 12 yd pass from ROWLEY, Kyle (RAMIREZ, Zach kick failed)	14 - 20
	07:19 TBV TOLIVER, T.T. 37 yd pass from BOLTUS, Jason (PETERSON, Craig kick failed)	20 - 20
	03:10 POR MARTINEZ, John 15 yd run (RAMIREZ, Zach kick)	20 - 27
	00:47 TBV INGS, Kendrick 33 yd pass from BOLTUS, Jason (PETERSON, Craig kick)	27 - 27
3rd	00:06 TBV WILLIAMS, Jarvi 4 yd pass from BOLTUS, Jason (PETERSON, Craig kick failed)	33 - 27
	12:58 POR HOWARD, Jamar 32 yd pass from ROWLEY, Kyle (RAMIREZ, Zach kick)	33 - 34
	12:09 POR ODIASE, Osagie 2 yd net recovery (RAMIREZ, Zach kick)	33 - 41
4th	05:58 TBV BOLTUS, Jason 1 yd run (PETERSON, Craig kick)	40 - 41
	14:30 TBV BOLTUS, Jason 1 yd run (PETERSON, Craig kick)	47 - 41
	07:23 POR LACEY, V'Keon 1 yd pass from ROWLEY, Kyle (RAMIREZ, Zach kick)	47 - 48
	03:13 TBV TOLIVER, T.T. 22 yd pass from BOLTUS, Jason (PETERSON, Craig kick)	54 - 48

#### TAMPA BAY STORM

RUSHING	NO.	GAIN	LOSS	NET	TD	LG	AVG.
BOLTUS	8	13	0	13	2	4	1.6
JACKSON	2	1	1	0	0	1	0.0
<b>TOTALS</b>	<b>10</b>	<b>14</b>	<b>1</b>	<b>13</b>	<b>2</b>	<b>4</b>	<b>1.3</b>

PASSING	CMP	ATT	INT	YDS	TD	LONG	SACK
BOLTUS	23	40	0	294	6	37	0
<b>TOTALS</b>	<b>23</b>	<b>40</b>	<b>0</b>	<b>294</b>	<b>6</b>	<b>37</b>	<b>0</b>

#### RECEIVING

	NO.	YDS	TD	LG
WILLIAMS	11	89	2	14
TOLIVER	9	149	3	37
INGS	2	40	1	33
BARNETT	1	16	0	16
<b>TOTALS</b>	<b>23</b>	<b>294</b>	<b>6</b>	<b>37</b>

ALL RETURNS	[----MFG-----]			[---KICKOFFS---]			[---INTERCEPT---]		
	NO	YDS	LG	NO	YDS	LG	NO	YDS	LG
INGS	0	0	0	6	110	29	0	0	0
HARRELL	0	0	0	0	0	0	1	8	8
<b>TOTALS</b>	<b>0</b>	<b>0</b>	<b>0</b>	<b>6</b>	<b>110</b>	<b>29</b>	<b>1</b>	<b>8</b>	<b>8</b>

#### PORTLAND THUNDER

RUSHING	NO.	GAIN	LOSS	NET	TD	LG	AVG.
MARTINEZ	2	15	0	15	1	15	7.5
HOWARD	3	9	5	4	0	6	1.3
ROWLEY	1	0	0	0	0	0	0.0
<b>TOTALS</b>	<b>6</b>	<b>24</b>	<b>5</b>	<b>19</b>	<b>1</b>	<b>15</b>	<b>3.2</b>

#### PASSING

	CMP	ATT	INT	YDS	TD	LONG	SACK
ROWLEY	21	29	1	280	5	35	1
TEAM	0	0	0	0	0	0	0
<b>TOTALS</b>	<b>21</b>	<b>29</b>	<b>1</b>	<b>280</b>	<b>5</b>	<b>35</b>	<b>1</b>

#### RECEIVING

	NO.	YDS	TD	LG
HOWARD	15	221	4	35
LACEY	3	33	1	26
BROOKS	2	18	0	12
MARTINEZ	1	8	0	8
<b>TOTALS</b>	<b>21</b>	<b>280</b>	<b>5</b>	<b>35</b>

ALL RETURNS	[----MFG-----]			[---KICKOFFS---]			[---INTERCEPT---]		
	NO	YDS	LG	NO	YDS	LG	NO	YDS	LG
BROOKS	0	0	0	7	113	22	0	0	0
ASHFORD	0	0	0	1	0	0	0	0	0
<b>TOTALS</b>	<b>0</b>	<b>0</b>	<b>0</b>	<b>8</b>	<b>113</b>	<b>22</b>	<b>0</b>	<b>0</b>	<b>0</b>

TAMPA BAY STORM	U	A	TT	TFL/YDS	FF	FR-YDS	INT-YDS	BRUP	BLKD	SK/YDS	QBH
HILL	5	2	6.0	1.0/5							
PHILLIPS	4	3	5.5					1			
BARNETT	3	2	4.0								
HARRELL	3	1	3.5				1-8				
WILLIAMS	1	2	2.0								
DAWKINS	1	1	1.5								
SESAY	1	1	1.5	1.0/2							
CLEBERT	1	1	1.5	1.0/9						1.0/9	
FORTE		2	1.0								
JACKSON		1	0.5								

#### FIELD GOAL ATTEMPTS

None

PORTLAND THUNDER	U	A	TT	TFL/YDS	FF	FR-YDS	INT-YDS	BRUP	BLKD	SK/YDS	QBH
MARTIN	9	1	9.5					2			
PEILA	4		4.0								
OKOROHA	2	3	3.5					1			
JACKSON	2	1	2.5	1.0/1				4			
TROTTER	2	1	2.5								
ODIASE	2	1	2.5			1-2		1			
HOWARD	2		2.0								
OBI	2		2.0								
TETT		2	1.0								
RAMIREZ		1	0.5								

#### FIELD GOAL ATTEMPTS

None

## TEAM STATS

TEAM TOTALS	TAM	POR
<b>FIRST DOWNS</b>	19	16
Rushing	2	1
Passing	14	14
Penalty	3	1
<b>NET YARDS RUSHING</b>	13	19
Rushing Attempts	10	6
Average Per Rush	1.3	3.2
Rushing Touchdowns	2	1
<b>NET YARDS PASSING</b>	294	271
Completions-Attempts-Int	23-40-0	21-29-1
Average Gain Per Play	7.3	9.3
Average Per Completion	12.8	12.9
Passing Touchdowns	6	5
<b>TOTAL OFFENSE YARDS</b>	307	290
Total offense plays	50	36
Average Gain Per Play	6.1	8.1
<b>Fumbles: Number-Lost</b>	1-1	0-0
<b>Penalties: Number-Yards</b>	6-24	11-51
<b>KICKOFFS-YARDS</b>	8-421	8-434
Average Yards Per Kickoff	52.6	54.2
Net Yards Per Kickoff	38.5	40.5
Touchbacks	0	1

TEAM TOTALS	TAM	POR
<b>MFG Returns: Number-Yards-TD</b>	0-0-0	0-0-0
Average Per Return	0.0	0.0
<b>Kickoff returns: Number-Yds-TD</b>	6-110-0	8-113-0
Average Per Return	18.3	14.1
<b>Interceptions: Number-Yds-TD</b>	1-8-0	0-0-0
<b>Fumble Returns: Number-Yds-TD</b>	0-0-0	1-2-1
<b>Miscellaneous Yards</b>	0	0
<b>Possession Time</b>	30:33	29:16
1st Quarter	8:10	6:50
2nd Quarter	7:26	7:34
3rd Quarter	9:31	5:29
4th Quarter	5:26	9:23
<b>Third-Down Conversions</b>	5 of 10	3 of 5
<b>Fourth-Down Conversions</b>	2 of 4	1 of 2
<b>Red-Zone Scores-Chances</b>	3-4	1-1
<b>Sacks By: Number-Yards</b>	1-9	0-0
<b>PAT Kicks</b>	6-8	6-7
2-Point drop-kick PATs	0-0	0-0
<b>Field Goals</b>	0-0	0-0
4-Point drop kick FGs	0-0	0-0
<b>Touchdowns (Rush-Pass-Return)</b>	2-6-0	1-5-1

### GAME 03 SAN JOSE SABERCATS 36, TAMPA BAY STORM 27

SAN JOSE SABERCATS (3-0) VS. TAMPA BAY STORM (1-2)

APR 10, 2015 • TAMPA, FL • AMALIE ARENA • ATT: 8,588



#### STORM FALL TO SABERCATS, 36-27

**TAMPA, FL** - With 4:21 remaining in the second quarter, Tampa Bay Storm wide receiver T.T. Toliver caught a nine-yard hitch, his second catch of the game, to go in the record books as one of only 17 players ever with 1,000 receptions in professional football.

Not much else went right for the Storm, though, in a 36-27 loss to the San Jose SaberCats. San Jose (3-0) stopped the Storm offense on seven of their first eight possessions and held Tampa Bay (1-2) to its lowest point total since 2011.

San Jose jumped ahead 14-0, but the Storm cut the lead in half with 11:44 left on the second quarter clock, Kendrick Ings capping a two-play drive with a 19-yard touchdown reception from Jason Boltus. On the opening play, Boltus hit Toliver for catch No. 999 of the 12-year AFL vet's career.

San Jose scored 22 unanswered points to pull away. SaberCats quarterback Erik Meyer, who won an Arena Football League MVP award two seasons ago with Spokane, dove into the end zone from a yard out in response to the Storm's touchdown to go up 21-7.

Virgil Gray made a leaping catch at the goal line, reaching up and around Toliver to intercept a pass and return it to the Storm 19. San Jose's Nich Pertuit kicked a 16-yard field goal with two seconds left before halftime for a 24-7 SaberCats' lead.

The Storm then gifted San Jose two points, Boltus getting stripped on the final play

of the half and the ball rolling out of the back of the end zone for a 26-7 San Jose advantage at the break.

San Jose continued to add to its lead in the second half. Pertuit banged his second field goal through the uprights, this one from 17 yards, on the SaberCats' second possession. After a sack of Boltus and fumble recovery gave the ball back to the San Jose, D.J. Stephens made the play of the game, hauling in Meyer's jump ball in the end zone for a 31-yard touchdown catch and a 36-7 San Jose lead. On the grab, Stephens leaped over a defender, dropped the ball on his way down, re-gathered it and pulled it through his legs and into his body for a spectacular, highlight-reel score.

Ings caught his second touchdown pass on the ensuing Storm drive, a nine-yard grab that cut the San Jose lead to 36-13. With 3:05 to go in the game, Ings pulled the Storm closer, making a diving catch in the corner of the end zone while crashing into the wall for his third touchdown and a 36-19 deficit.

Tampa Bay recovered an inside kick and capitalized when Boltus found Toliver wide open in the back corner of the end zone to get within nine points at 36-27 following a successful two-point conversion.

San Jose made one final inside recovery to end the late Storm rally.

Toliver joins Samuels as the only Storm players to reach 1,000 receptions and is one of just four AFL players to do so.

#### SCORE BY QUARTERS

	1	2	3	4	SCORE
San Jose SaberCats	7	19	3	7	36
Tampa Bay Storm	0	7	0	20	27

#### SCORING SUMMARY

TIME	QTR	TEAM	PLAYER	SCORE	
1st	03:27	SJS	ARMSTRONG, Odie 1 yd run (PERTUIT, Nich kick)	7 - 0	
2nd	13:25	SJS	STEPHENS, D.J. 16 yd pass from MEYER, Erik (PERTUIT, Nich kick)	14 - 0	
	11:44	TBY	INGS, Kendrick 19 yd pass from BOLTUS, Jason (PETERSON, Craig kick)	14 - 7	
	06:41	SJS	MEYER, Erik 1 yd run (PERTUIT, Nich kick)	21 - 7	
	00:02	SJS	PERTUIT, Nich 16 yd field goal	24 - 7	
3rd	00:00	SJS	STEWART, Jason safety	26 - 7	
	04:10	SJS	PERTUIT, Nich 17 yd field goal	29 - 7	
	12:30	SJS	STEPHENS, D.J. 31 yd pass from MEYER, Erik (PERTUIT, Nich kick)	36 - 7	
	08:24	TBY	INGS, Kendrick 9 yd pass from BOLTUS, Jason (BOLTUS, Jason pass intcpt)	36 - 13	
	02:33	TBY	INGS, Kendrick 27 yd pass from BOLTUS, Jason (BOLTUS, Jason pass failed)	36 - 19	
	00:41	TBY	TOLIVER, T.T. 27 yd pass from BOLTUS, Jason (INGS, Kendrick pass from BOLTUS, Jason)	36 - 27	
	4th	12:30	SJS	STEPHENS, D.J. 31 yd pass from MEYER, Erik (PERTUIT, Nich kick)	36 - 7
	08:24	TBY	INGS, Kendrick 9 yd pass from BOLTUS, Jason (BOLTUS, Jason pass intcpt)	36 - 13	

#### TAMPA BAY STORM

RUSHING	NO.	GAIN	LOSS	NET	TD	LG	AVG.
BOLTUS	2	8	0	8	0	8	4.0
<b>TOTALS</b>	<b>2</b>	<b>8</b>	<b>0</b>	<b>8</b>	<b>0</b>	<b>8</b>	<b>4.0</b>

#### PASSING

	CMP-ATT-INT	YDS	TD	LONG	SACK
BOLTUS	21-39-1	260	4	27	5
<b>TOTALS</b>	<b>21-39-1</b>	<b>260</b>	<b>4</b>	<b>27</b>	<b>5</b>

#### RECEIVING

	NO.	YDS	TD	LG
INGS	8	100	3	27
TOLIVER	6	84	1	27
BARNETT	4	40	0	16
WILLIAMS	2	21	0	15
GREGORY	1	15	0	15
<b>TOTALS</b>	<b>21</b>	<b>260</b>	<b>4</b>	<b>27</b>

#### ALL RETURNS

	MFG			KICKOFFS			INTERCEPT		
	NO	YDS	LG	NO	YDS	LG	NO	YDS	LG
INGS	0	0	0	5	84	25	0	0	0
<b>TOTALS</b>	<b>0</b>	<b>0</b>	<b>0</b>	<b>5</b>	<b>84</b>	<b>25</b>	<b>0</b>	<b>0</b>	<b>0</b>

#### SAN JOSE SABERCATS

RUSHING	NO.	GAIN	LOSS	NET	TD	LG	AVG.
ARMSTRONG	7	17	0	17	1	7	2.4
MEYER	4	3	0	3	1	1	0.8
REYNOLDS	2	2	0	2	0	2	0.0
<b>TOTALS</b>	<b>13</b>	<b>22</b>	<b>0</b>	<b>20</b>	<b>2</b>	<b>7</b>	<b>1.5</b>

#### PASSING

	CMP-ATT-INT	YDS	TD	LONG	SACK
MEYER	17-32-0	179	2	31	2
TEAM	0-0-0	-12	0	0	0
<b>TOTALS</b>	<b>17-32-0</b>	<b>167</b>	<b>2</b>	<b>31</b>	<b>2</b>

#### RECEIVING

	NO.	YDS	TD	LG
STEPHENS	6	80	2	31
REYNOLDS	6	64	0	17
GRAY	5	35	0	11
<b>TOTALS</b>	<b>17</b>	<b>179</b>	<b>2</b>	<b>31</b>

#### ALL RETURNS

	MFG			KICKOFFS			INTERCEPT		
	NO	YDS	LG	NO	YDS	LG	NO	YDS	LG
GRAY	0	0	0	2	53	27	0	0	0
GRAY	0	0	0	0	0	0	1	33	33
<b>TOTALS</b>	<b>0</b>	<b>0</b>	<b>0</b>	<b>2</b>	<b>53</b>	<b>27</b>	<b>1</b>	<b>33</b>	<b>33</b>

TAMPA BAY STORM	U	A	TT	TFL/YDS	FF	FR-YDS	INT-YDS	BRUP	BLKD	SK/YDS	QBH
HARRELL	4	2	5.0	-	-	-	-	1	-	-	-
PHILLIPS	4	1	4.5	1.0/2	1	-	-	1	-	-	-
CLEBERT	4	1	4.5	1.0/5	-	-	-	-	-	1.0/5	2
SHELLEY	3	1	3.5	-	-	-	-	2	-	-	-
HILL	1	4	3.0	-	-	1-0	-	-	-	-	-
MCCULLOUGH	1	3	2.5	-	-	-	-	-	-	-	-
WILLIAMS	2	-	2.0	-	-	-	-	-	-	-	-
GRANT	2	-	2.0	1.0/4	-	-	-	-	-	-	-
JACKSON	1	2	2.0	-	-	-	-	-	-	-	-
DAWKINS	1	2	2.0	-	-	-	-	-	-	-	-
SESAY	1	2	2.0	1.0/7	-	-	-	-	-	1.0/7	-
OSSAI	1	-	1.0	-	-	-	-	-	-	-	-
JOHNSON	1	-	1.0	-	-	-	-	-	-	-	-
PETERSON	1	-	1.0	-	-	-	-	-	-	-	-

#### FIELD GOAL ATTEMPTS

None

#### SAN JOSE SABERCATS

	U	A	TT	TFL/YDS	FF	FR-YDS	INT-YDS	BRUP	BLKD	SK/YDS	QBH
FONTENETTE	8	-	8.0	-	-	-	-	-	-	-	-
GRAY	5	-	5.0	-	-	-	1-33	5	-	-	-
HYLAND	4	-	4.0	-	-	2-0	-	1	-	-	-
CROCKER	4	-	4.0	-	-	-	-	-	-	-	-
PAIGE-MOSS	2	-	2.0	2.0/8	1	-	-	-	-	2.0/8	1
STEWART	2	-	2.0	1.0/2	1	1-14	-	-	-	1.0/2	1
FRITZ	2	-	2.0	1.0/9	1	-	-	-	-	2.0/9	1
VASQUEZ	1	-	1.0	-	-	-	-	-	-	-	-
BOREL	1	-	1.0	-	-	-	-	-	-	-	-
REYNOLDS	1	-	1.0	-	-	-	-	-	-	-	-
MADISON	1	-	1.0	-	-	-	-	-	-	-	-

#### FIELD GOAL ATTEMPTS

None

## TEAM STATS

#### TEAM TOTALS

	SJS	TAM
<b>FIRST DOWNS</b>	13	18
Rushing	3	0
Passing	8	15
Penalty	2	3
<b>NET YARDS RUSHING</b>	20	8
Rushing Attempts	13	2
Average Per Rush	1.5	4.0
Rushing Touchdowns	2	0
<b>NET YARDS PASSING</b>	167	260
Completions-Attempts-Int	17-32-0	21-39-1
Average Per Attempt	5.2	6.7
Average Per Completion	9.8	12.4
Passing Touchdowns	2	4
<b>TOTAL OFFENSE YARDS</b>	187	268
Total offense plays	47	46
Average Gain Per Play	4.0	5.8
<b>Fumbles: Number-Lost</b>	2-1	4-3
<b>Penalties: Number-Yards</b>	7-41	7-79
<b>KICKOFFS-YARDS</b>	7-397	2-113
Average Yards Per Kickoff	56.7	56.5
Net Yards Per Kickoff	44.7	30.0
Touchbacks	2	0

#### TEAM TOTALS

	SJS	TAM
<b>MFG Returns: Number-Yards-TD</b>	0-0-0	0-0-0
Average Per Return	0.0	0.0
<b>Kickoff returns: Number-Yds-TD</b>	2-53-0	5-84-0
Average Per Return	26.5	16.8
<b>Interceptions: Number-Yds-TD</b>	1-33-0	0-0-0
<b>Fumble Returns: Number-Yds-TD</b>	1-14-0	0-0-0
<b>Miscellaneous Yards</b>	-6	12
<b>Possession Time</b>	30:19	29:41
1st Quarter	5:18	9:42
2nd Quarter	8:08	6:52
3rd Quarter	9:32	5:28
4th Quarter	7:21	7:39
<b>Third-Down Conversions</b>	2 of 8	1 of 6
<b>Fourth-Down Conversions</b>	2 of 5	0 of 4
<b>Red-Zone Scores-Chances</b>	4-7	1-3
<b>Sacks By: Number-Yards</b>	5-11	2-12
<b>PAT Kicks</b>	4-4	1-1
2-Point drop-kick PATs	0-0	0-0
<b>Field Goals</b>	2-2	0-0
4-Point drop kick FGs	0-0	0-0
<b>Touchdowns (Rush-Pass-Return)</b>	2-2-0	0-4-0



### GAME 04 NEW ORLEANS VOODOO 13, TAMPA BAY STORM 42

NEW ORLEANS VOODOO (1-3) VS. TAMPA BAY STORM (2-2)

APR 17, 2015 • TAMPA, FL • AMALIE ARENA • ATT: 9,122



#### STORM BEAT VOODOO, 42-13

**TAMPA, FL** - On Wednesday, the Tampa Bay Storm bolstered their defensive line, acquiring 6-foot-9 skyscraper Frank Mays and adding him to the roster.

Friday night against the New Orleans VooDoo, Mays immediately made an impact. Proving to be a giant obstacle in the middle of the field, Mays blocked a 36-yard field goal on the final play of the first half to preserve a one-point 14-13 Storm lead heading into the break.

In the second half, Tampa Bay rolled. The Storm scored 28 unanswered points and shut out the VooDoo after halftime to pull away for a 42-13 win.

A crowd of 9,122 watched Tampa Bay (2-2) wins its first game at Amalie Arena after starting the 2015 season 0-2 at home. The Storm moved to .500 overall.

Jason Boltus tossed touchdown passes to Phillip Barnett on the Storm's first two drives of the second half to start the second-half domination. Boltus capped a seven-play drive by lofting a nine-yard pass in the end zone for a wide-open Barnett to make it 21-13.

After Plant High School product James Harrell batted away New Orleans

quarterback Adam Kennedy's fourth down pass to get a stop, the Storm capitalized on the turnover on downs, Boltus connecting with Barnett on a six-yard slant to push the lead to 15 points.

On the ensuing kickoff, Storm kicker Craig Peterson made one of the hits of the game, planting VooDoo returner Chris Duvalt and forcing a fumble, which Harrell recovered at the New Orleans 23.

One play later, the Storm's quick-strike offense put the game out of reach, Boltus launching a perfectly-arching pass into the back corner of the end zone for Kendrick Ings, who tracked the ball down and reached high above his head to haul it in while tapping both feet inbounds for a 35-13 Storm lead.

The Storm continued to pour it on in the fourth. Harrell laid another big hit at the goal line to force a turnover on downs, and Boltus threw his sixth touchdown of the night, finding Julius Gregory for a 32-yard strike and a 42-13 advantage. On the play, Gregory managed to hang onto the ball after contacting the wall while pulling the pass in.

The Storm defense recovered a fumble and got another turnover on downs to preserve the second-half shutout. Tampa Bay improved to 13-6 all-time and 8-2 at home against the VooDoo franchise.

#### SCORE BY QUARTERS

	1	2	3	4	SCORE
New Orleans VooDoo	10	3	0	0	13
Tampa Bay Storm	7	7	21	7	42

#### SCORING SUMMARY

	PLAY	SCORE
1st	07:31 NOV LINDHOLM, Garre 35 yd field goal	3 - 0
	05:19 TBV GREGORY, Julius 9 yd pass from BOLTUS, Jason (PETERSON, Craig kick)	3 - 7
	01:26 NOV DUVALT, Chris 5 yd pass from KENNEDY, Adam (LINDHOLM, Garre kick)	10 - 7
2nd	11:58 TBV TOLIVER, T.T. 34 yd pass from BOLTUS, Jason (PETERSON, Craig kick)	10 - 14
	05:25 NOV LINDHOLM, Garre 26 yd field goal	13 - 14
3rd	10:52 TBV BARNETT, Philli 9 yd pass from BOLTUS, Jason (PETERSON, Craig kick)	13 - 21
	02:17 TBV BARNETT, Philli 6 yd pass from BOLTUS, Jason (PETERSON, Craig kick)	13 - 28
	01:12 TBV INGS, Kendrick 23 yd pass from BOLTUS, Jason (PETERSON, Craig kick)	13 - 35
4th	08:43 TBV GREGORY, Julius 33 yd pass from BOLTUS, Jason (PETERSON, Craig kick)	13 - 42

#### TAMPA BAY STORM

RUSHING	NO.	GAIN	LOSS	NET	TD	LG	AVG.
COLLIS	2	2	0	2	0	1	1.0
JAMISON	1	0	5	-5	0	0	-5.0
<b>TOTALS</b>	<b>3</b>	<b>2</b>	<b>5</b>	<b>-3</b>	<b>0</b>	<b>1</b>	<b>-1.0</b>

#### PASSING

	CMP-ATT-INT	YDS	TD	LONG	SACK
BOLTUS	19-29-0	224	6	34	0
COLLIS	1-4-0	12	0	12	1
TEAM	0-0-0	-5	0	0	0
<b>TOTALS</b>	<b>20-33-0</b>	<b>231</b>	<b>6</b>	<b>34</b>	<b>1</b>

#### RECEIVING

	NO.	YDS	TD	LG
BARNETT	7	51	2	12
TOLIVER	5	68	1	34
INGS	5	63	1	23
GREGORY	2	42	2	33
JAMISON	1	12	0	12
<b>TOTALS</b>	<b>20</b>	<b>236</b>	<b>6</b>	<b>34</b>

ALL RETURNS	----MFG----			---KICKOFFS---			---INTERCEPT---		
	NO	YDS	LG	NO	YDS	LG	NO	YDS	LG
INGS	0	0	0	2	19	10	0	0	0
PHILLIPS	0	0	0	1	15	15	0	0	0
HARRELL	0	0	0	0	0	0	1	2	2
<b>TOTALS</b>	<b>0</b>	<b>0</b>	<b>0</b>	<b>3</b>	<b>34</b>	<b>15</b>	<b>1</b>	<b>2</b>	<b>2</b>

#### NEW ORLEANS VOODOO

RUSHING	NO.	GAIN	LOSS	NET	TD	LG	AVG.
KENNEDY	1	0	0	0	0	0	0.0
FRANKLIN	1	0	4	-4	0	0	-4.0
<b>TOTALS</b>	<b>2</b>	<b>0</b>	<b>4</b>	<b>-4</b>	<b>0</b>	<b>0</b>	<b>-2.0</b>

#### PASSING

	CMP-ATT-INT	YDS	TD	LONG	SACK
KENNEDY	20-42-1	172	1	18	1
READER	0-3-0	0	0	0	1
TEAM	0-0-0	-13	0	0	0
<b>TOTALS</b>	<b>20-45-1</b>	<b>159</b>	<b>1</b>	<b>18</b>	<b>2</b>

#### RECEIVING

	NO.	YDS	TD	LG
DUVALT	5	44	1	13
FRANKLIN	5	28	0	11
LESTER	4	44	0	16
SMITH	3	37	0	18
GRIER	3	19	0	8
<b>TOTALS</b>	<b>20</b>	<b>172</b>	<b>1</b>	<b>18</b>

ALL RETURNS	----MFG----			---KICKOFFS---			---INTERCEPT---		
	NO	YDS	LG	NO	YDS	LG	NO	YDS	LG
DUVALT	0	0	0	3	61	25	0	0	0
<b>TOTALS</b>	<b>0</b>	<b>0</b>	<b>0</b>	<b>3</b>	<b>61</b>	<b>25</b>	<b>0</b>	<b>0</b>	<b>0</b>

TAMPA BAY STORM	U	A	TT	TFL/YDS	FF	FR-YDS	INT-YDS	BRUP	BLKD	SK/YDS	QBH
PHILLIPS, Alfre	7	2	8.0	-	-	-	-	4	-	-	-
HARRELL, James	5	-	5.0	-	-	1-3	1-2	3	-	-	-
HILL, Rick-J	3	2	4.0	-	-	-	-	2	-	-	-
MAYS, Frank	1	2	2.0	0.5/4	-	-	-	-	1	0.5/4	1
SHELLEY, Tim	1	2	2.0	-	-	-	-	2	-	-	-
PETERSON, Craig	1	-	1.0	-	1	-	-	-	-	-	-
DAWKINS, Everet	1	-	1.0	1.0/4	-	-	-	-	-	-	1
CLEBERT, Richar	-	2	1.0	1.0/7	-	-	-	-	-	1.0/7	1
JACKSON, Dexter	-	1	0.5	0.5/2	-	1-0	-	-	-	0.5/2	1
INGS, Kendrick	-	1	0.5	-	-	-	-	-	-	-	-
SESAY, Brandon	-	-	-	-	-	-	-	-	-	-	1

#### FIELD GOAL ATTEMPTS

None

NEW ORLEANS VOODOO	U	A	TT	TFL/YDS	FF	FR-YDS	INT-YDS	BRUP	BLKD	SK/YDS	QBH
STUBBS	6	-	6.0	-	-	-	-	-	-	-	-
BELTON	3	1	3.5	-	-	-	-	1	-	-	-
MCGLENN	3	-	3.0	-	1	-	-	1	-	-	-
BARNES	2	-	2.0	2.0/9	-	-	-	-	-	-	1
DORSEY	2	-	2.0	-	-	-	-	1	-	-	1
FRANKLIN	1	-	1.0	-	-	-	-	-	-	-	-
HARDISON	1	-	1.0	1.0/5	-	-	-	-	-	1.0/5	-
GRIER	1	-	1.0	-	-	1-0	-	-	-	-	-
DUVALT	1	-	1.0	-	-	-	-	-	-	-	-
SMITH	1	-	1.0	-	-	-	-	1	-	-	1
ASHAK	1	-	1.0	-	-	-	-	-	-	-	-
SMITH	-	1	0.5	-	-	-	-	-	-	-	-

#### FIELD GOAL ATTEMPTS

LINDHOLM	1st	07:31	35 yards	Good
LINDHOLM	2nd	05:25	26 yards	Good
LINDHOLM	2nd	00:00	34 yards	Blocked

## TEAM STATS

TEAM TOTALS	NOV	TAM
<b>FIRST DOWNS</b>	15	14
Rushing	0	0
Passing	10	12
Penalty	5	2
<b>NET YARDS RUSHING</b>	-4	-3
Rushing Attempts	2	3
Average Per Rush	-2.0	-1.0
Rushing Touchdowns	0	0
<b>NET YARDS PASSING</b>	159	231
Completions-Attempts-Int	20-45-1	20-33-0
Average Per Attempt	3.5	7.0
Average Per Completion	7.9	11.6
Passing Touchdowns	1	6
<b>TOTAL OFFENSE YARDS</b>	155	228
Total offense plays	49	37
Average Gain Per Play	3.2	6.2
Fumbles: Number-Lost	3-2	2-1
Penalties: Number-Yards	8-51	9-42
<b>KICKOFFS-YARDS</b>	4-209	7-388
Average Yards Per Kickoff	52.2	55.4
Net Yards Per Kickoff	43.8	46.7
Touchbacks	1	2

TEAM TOTALS	NOV	TAM
<b>MFG Returns: Number-Yards-TD</b>	0-0-0	0-0-0
Average Per Return	0.0	0.0
<b>Kickoff returns: Number-Yds-TD</b>	3-61-0	3-34-0
Average Per Return	20.3	11.3
<b>Interceptions: Number-Yds-TD</b>	0-0-0	1-2-0
<b>Fumble Returns: Number-Yds-TD</b>	0-0-0	1-3-0
<b>Miscellaneous Yards</b>	-5	10
<b>Possession Time</b>	33:44	26:16
1st Quarter	11:14	3:46
2nd Quarter	8:43	6:17
3rd Quarter	4:39	10:21
4th Quarter	9:08	5:52
<b>Third-Down Conversions</b>	3 of 10	4 of 7
<b>Fourth-Down Conversions</b>	0 of 3	1 of 3
<b>Red-Zone Scores-Chances</b>	3-4	3-4
<b>Sacks By: Number-Yards</b>	1-5	2-13
<b>PAT Kicks</b>	1-1	6-6
2-Point drop-kick PATs	0-0	0-0
<b>Field Goals</b>	2-3	0-0
4-Point drop kick FGs	0-0	0-0
<b>Touchdowns (Rush-Pass-Return)</b>	0-1-0	0-6-0



### GAME 05 TAMPA BAY STORM 54, CLEVELAND GLADIATORS 62

TAMPA BAY STORM (2-3) AT CLEVELAND GLADIATORS (3-2)

APR 24, 2015 • CLEVELAND, OH • QUICKEN LOANS ARENA • ATT: 11,120



### STORM FALLS IN CLEVELAND, LOSE TO THE GLADIATORS 62-54

**CLEVELAND, OH** - The Tampa Bay Storm have been out to prove that they're a much-improved team from week one. While they certainly showed that tonight, it was not enough to get a win.

After falling to Cleveland (3-2) in the team's home opener at Amalie Arena, the Storm (2-3) looked to even the score in week five. Both squads had extra incentive to win as they both were attempting to get over the .500 hump, but it was the Gladiators that did so in a 62-54 victory.

The game started out shaky for both sides. The Storm received the ball to start the match, but would end their opening drive in a fumble when QB Jason Boltus was sacked by Mike Alston for a loss of seven yards. However, two plays later Tampa Bay got the ball back, as James Harrell had his first forced fumble of the season out of WR Collin Taylor's hands at the Storm one-yard line.

Taking advantage of the turnover, the Storm capped off an eight-play, 49-yard drive with a touchdown from Boltus to WR Kendrick Ings. They would maintain that lead throughout the entire first half, a reflection of head coach Lawrence Samuels' emphasis on getting off to a good start.

Ings remained Boltus' favorite target of the night, as the receiver caught 12 passes for 172 yards and two touchdowns. Boltus completed 25-of-38 passes for 366 yards and seven touchdowns.

Scoring would go back-and-forth until T.T. Toliver went on an offensive tear, reeling in three consecutive touchdown receptions to help give the Storm a two-score lead. The veteran had seven receptions on the night, putting him in 13th place in professional football history with 1,016.

Momentum shifted at the start of the second half, as the Gladiators put up three touchdowns to take their first lead of the night. The Storm defense, which had held its opponents to just 20 points over six quarters entering this contest, struggled to stop Cleveland's Shane Austin. The quarterback threw for 285 yards and six touchdowns.

Despite the shift, the game was tied at 42 points-a-piece heading into the final quarter of play. The offensive onslaught by both teams was suddenly stopped, as each squad found the end zone just one time by the final moments of the game. A missed PAT and a failed two-point conversion held the game at 48 points with under three minutes to play.

Penalties were an issue for the Storm, committing 10 for 62 yards on the night. Those errors were often committed at critical times, twice when the Storm defense had the Gladiators pinned on fourth down.

Tampa Bay also struggled with turnovers, fumbling and losing the ball once as well as throwing two picks. Both of those interceptions were returned for touchdowns.

With the loss, Tampa Bay remains in second place in the South Division.

#### SCORE BY QUARTERS

	1	2	3	4	SCORE
Tampa Bay Storm	7	21	14	12	54
Cleveland Gladiators	7	14	21	20	62

#### SCORING SUMMARY

TIME	PLAY	SCORE
1st	05:50 TBY INGS, Kendrick 11 yd pass from BOLTUS, Jason (PETERSON, Craig kick)	7 - 0
	02:52 CLE RICHARDSON, Jeramie 23 yd run (TREVINO, Adrian kick)	7 - 7
2nd	13:17 TBY TOLIVER, T.T. 21 yd pass from BOLTUS, Jason (PETERSON, Craig kick)	14 - 7
	08:46 CLE GOODMAN, Domini 9 yd pass from AUSTIN, Shane (TREVINO, Adrian kick)	14 - 14
	07:21 TBY TOLIVER, T.T. 38 yd pass from BOLTUS, Jason (PETERSON, Craig kick)	21 - 14
	03:24 TBY TOLIVER, T.T. 27 yd pass from BOLTUS, Jason (PETERSON, Craig kick)	28 - 14
	00:22 CLE TAYLOR, Collin 5 yd pass from AUSTIN, Shane (TREVINO, Adrian kick)	28 - 21
3rd	12:15 CLE TAYLOR, Collin 24 yd pass from AUSTIN, Shane (TREVINO, Adrian kick)	28 - 28
	08:09 TBY WILLIAMS, Jarvi 9 yd pass from BOLTUS, Jason (PETERSON, Craig kick)	35 - 28
	06:47 CLE JACKSON, Amarii 31 yd pass from AUSTIN, Shane (TREVINO, Adrian kick)	35 - 35
	05:13 CLE TAYLOR, Collin 12 yd interception return (TREVINO, Adrian kick)	35 - 42
	04:04 TBY INGS, Kendrick 45 yd pass from BOLTUS, Jason (PETERSON, Craig kick)	42 - 42
4th	11:35 CLE TAYLOR, Collin 2 yd pass from AUSTIN, Shane (TREVINO, Adrian kick blockd)	42 - 48
	04:22 TBY BOLTUS, Jason 1 yd run (COLLIS, Luke pass failed)	48 - 48
	00:52 CLE GOODMAN, Domini 8 yd pass from AUSTIN, Shane (TREVINO, Adrian kick)	48 - 55
	00:34 CLE FLETCHER, Donnie 22 yd interception return (TREVINO, Adrian kick)	48 - 62
	00:14 TBY TOLIVER, T.T. 28 yd pass from BOLTUS, Jason (PETERSON, Craig kick blockd)	54 - 62

#### TAMPA BAY STORM

RUSHING	NO.	GAIN	LOSS	NET	TD	LG	AVG.
BOLTUS	3	5	0	5	1	4	1.7
COLLIS	1	1	0	1	0	1	1.0
JACKSON	1	0	0	0	0	0	0.0
<b>TOTALS</b>	<b>5</b>	<b>6</b>	<b>0</b>	<b>6</b>	<b>1</b>	<b>4</b>	<b>1.2</b>

#### PASSING

CMP-ATT-INT	YDS	TD	LONG	SACK
BOLTUS 25-38-2	366	7	45	1
TEAM 0-0-0	-7	0	0	0
<b>TOTALS</b>	<b>25-38-2</b>	<b>359</b>	<b>7</b>	<b>1</b>

#### RECEIVING

NO.	YDS	TD	LG	
INGS	12	172	2	45
TOLIVER	7	139	4	38
WILLIAMS	5	56	1	18
BARNETT	1	-1	0	0
<b>TOTALS</b>	<b>25</b>	<b>366</b>	<b>7</b>	<b>45</b>

#### ALL RETURNS

NO	YDS	LG	NO	YDS	LG	NO	YDS	LG
INGS, KENDRICK	0	0	0	6	110	24	0	0
HILL, RICK-J	0	0	0	0	0	1	9	9
<b>TOTALS</b>	<b>0</b>	<b>0</b>	<b>0</b>	<b>6</b>	<b>110</b>	<b>24</b>	<b>1</b>	<b>9</b>

#### CLEVELAND GLADIATORS

RUSHING	NO.	GAIN	LOSS	NET	TD	LG	AVG.
RICHARDSON	5	33	0	33	1	23	6.6
AUSTIN	3	1	1	0	0	1	0.0
<b>TOTALS</b>	<b>8</b>	<b>34</b>	<b>1</b>	<b>33</b>	<b>1</b>	<b>23</b>	<b>4.1</b>

#### PASSING

CMP-ATT-INT	YDS	TD	LONG	SACK
AUSTIN 23-38-1	285	6	31	1
TEAM 0-0-0	-8	0	0	0
<b>TOTALS</b>	<b>23-38-1</b>	<b>277</b>	<b>6</b>	<b>1</b>

#### RECEIVING

NO.	YDS	TD	LG	
TAYLOR	11	111	3	24
GOODMAN	6	63	2	33
JACKSON	4	93	1	31
THURMAN	1	10	0	10
COBB	1	8	0	8
<b>TOTALS</b>	<b>23</b>	<b>285</b>	<b>6</b>	<b>31</b>

#### ALL RETURNS

NO	YDS	LG	NO	YDS	LG	NO	YDS	LG
TAYLOR	0	0	0	0	0	1	12	12
THURMAN	0	0	0	6	86	25	0	0
FLETCHER	0	0	0	0	0	1	22	22
PHINISEE	0	0	0	1	0	0	0	0
<b>TOTALS</b>	<b>0</b>	<b>0</b>	<b>0</b>	<b>7</b>	<b>86</b>	<b>25</b>	<b>2</b>	<b>34</b>

TAMPA BAY STORM	U	A	TT	TFL/YDS	FF	FR-YDS	INT-YDS	BRUP	BLKD	SK/YDS	QBH
PHILLIPS	10	1	10.5					3			
HILL	4	3	5.5			1-0	1-9	1			
MAYS	1	4	3.0	0.5/1							1
HARRELL	2	1	2.5		1			1			
DAWKINS	1	3	2.5	1.0/4						0.5/4	
SHELLEY	2		2.0								
BURDEN	1		1.0								
JACKSON	1		1.0								1
PETERSON		2	1.0								
SESAY		2	1.0					2	1		1
WILLIAMS		1	0.5								
CLEBERT		1	0.5	0.5/4	1					0.5/4	

#### FIELD GOAL ATTEMPTS

None

#### CLEVELAND GLADIATORS

U	A	TT	TFL/YDS	FF	FR-YDS	INT-YDS	BRUP	BLKD	SK/YDS	QBH
PHINISEE	8	2	9.0	1			1			
FLETCHER	4		4.0			1-22				
SANDERS	3	1	3.5	1.0/1						
WAY	2	2	3.0							
CHEATWOOD	1	2	2.0							
ALSTON	1		1.0	1.0/7	1			1	1.0/7	
AUSTIN	1		1.0							
RICHARDSON	1		1.0							
STEPHENS	1		1.0				1			
TAYLOR		1	0.5			1-12				
TREVINO		1	0.5							
DEGRATE		1	0.5							
MCGINNIS						1-0				2

#### FIELD GOAL ATTEMPTS

None

## TEAM STATS

TEAM TOTALS	TAM	CLE	TEAM TOTALS	TAM	CLE
<b>FIRST DOWNS</b>	19	23	<b>MFG Returns: Number-Yards-TD</b>	0-0-0	0-0-0
Rushing	1	1	Average Per Return	0.0	0.0
Passing	17	17	<b>Kickoff returns: Number-Yds-TD</b>	6-110-0	7-86-0
Penalty	1	5	Average Per Return	18.3	12.3
<b>NET YARDS RUSHING</b>	6	33	<b>Interceptions: Number-Yds-TD</b>	1-9-0	2-34-2
Rushing Attempts	5	8	<b>Fumble Returns: Number-Yds-TD</b>	0-0-0	0-0-0
Average Per Rush	1.2	4.1	<b>Miscellaneous Yards</b>	7	2
Rushing Touchdowns	1	1	<b>Possession Time</b>	28:54	31:06
<b>NET YARDS PASSING</b>	359	277	1st Quarter	10:33	4:27
Completions-Attempts-Int	25-38-2	23-38-1	2nd Quarter	5:03	9:57
Average Per Attempt	9.4	7.3	3rd Quarter	6:05	8:55
Average Per Completion	14.4	12.0	4th Quarter	7:13	7:47
Passing Touchdowns	7	6	<b>Third-Down Conversions</b>	4 of 7	3 of 7
<b>TOTAL OFFENSE YARDS</b>	365	310	<b>Fourth-Down Conversions</b>	2 of 2	1 of 2
Total offense plays	44	47	<b>Red-Zone Scores-Chances</b>	2-2	4-6
Average Gain Per Play	8.3	6.6	<b>Sacks By: Number-Yards</b>	1-8	1-7
<b>Fumbles: Number-Lost</b>	2-1	2-1	<b>PAT Kicks</b>	6-7	8-9
Penalties: Number-Yards	11-67	6-30	2-Point drop-kick PATs	0-0	0-0
<b>KICKOFFS-YARDS</b>	8-432	10-562	<b>Field Goals</b>	0-0	0-0
Average Yards Per Kickoff	54.0	56.2	4-Point drop kick FGs	0-0	0-0
Net Yards Per Kickoff	43.2	45.2	<b>Touchdowns (Rush-Pass-Return)</b>	1-7-0	1-6-2
Touchbacks	1	4			

## GAME 06 JACKSONVILLE SHARKS 28, TAMPA BAY STORM 63

JACKSONVILLE SHARKS (1-5) AT TAMPA BAY STORM (3-3)  
MAY 2, 2015 • TAMPA, FL • AMALIE ARENA • ATT: 11,124



### STORM DEFEATS SHARKS 63-28

**TAMPA, FL** - The Tampa Bay Storm know winning every division game is key to winning the division title. The journey got off to a good start with a 63-28 win over the Jacksonville Sharks on Saturday night in front of 11,124 fans at Amalie Arena in the Storm's first divisional game of the season.

The Storm moved into a tie for first place in the South Division with the victory and Orlando losing to Cleveland on Saturday night. The win also helped move the Storm back to 500 this season.

Tampa Bay (3-3, 1-0) scored 35 straight points between the second and third quarters after Jacksonville initially took a 14-7 lead while holding the Sharks (1-5, 0-2) scoreless for nearly 20 minutes.

Jason Boltus, the leading passer in the AFL entering Saturday's game, continued his steady play finishing with 240 yards while throwing for six touchdowns. He also ran for a two-yard touchdown in the third quarter.

The Storm led 42-14 after the Storm defense held the Sharks scoreless in the third quarter. The defense forced a fumble for the fourth straight game.

After T.T. Toliver scored a 38-yard touchdown to tie the game at 14 with just more than a minute remaining in the second quarter, the Sharks failed to get a hand on the ensuing kickoff and it was recovered in the end zone by Rick-J Hill to give the Storm a 21-14 lead. The Sharks never recovered after that.

James Harrell intercepted a Tommy Grady pass on the next Jacksonville possession and the Storm capitalized on the turnover when Toliver caught a 2-yard pass on the final play of the first half to give the Storm all of the momentum entering the locker room. It was Harrell's fourth interception this season. He also recovered his second fumble of the year in the third quarter.

Joe Hills, in his first game back at Amalie Arena playing against his former team, finished with two catches for 18 yards but he was ejected in the final minute of the first half when he threw a punch when emotions became heated between the two teams. Storm linebacker Rick-J Hill was also ejected for throwing a punch.

Alfred Phillips led the defense with seven tackles and also made his first interception of the year. Toliver continued to shine on offense making nine catches for 96 yards while scoring four touchdowns. Julius Gregory had another solid game making seven catches for 82 yards while also scoring a touchdown. He also found himself playing some on the defensive side of the ball as well.

SCORE BY QUARTERS	1	2	3	4	SCORE
Jacksonville Sharks	7	7	0	14	28
Tampa Bay Storm	0	28	14	21	63

SCORING SUMMARY	PLAY	SCORE
1st	08:22 JAX JONES, Anthony 40 yd pass from GRADY, Tommy (RAUCH, Julian kick)	7 - 0
2nd	10:18 TBY WILLIAMS, Jarvi 8 yd pass from BOLTUS, Jason (PETERSON, Craig kick)	7 - 7
	04:08 JAX HILLS, Joe 13 yd pass from GRADY, Tommy (RAUCH, Julian kick)	14 - 7
	02:02 TBY TOLIVER, T.T. 38 yd pass from BOLTUS, Jason (PETERSON, Craig kick)	14 - 14
	01:00 TBY HILL, Rick-J 0 yd net recovery (PETERSON, Craig kick)	14 - 21
	00:00 TBY TOLIVER, T.T. 2 yd pass from BOLTUS, Jason (PETERSON, Craig kick)	14 - 28
3rd	05:18 TBY TOLIVER, T.T. 4 yd pass from BOLTUS, Jason (PETERSON, Craig kick)	14 - 35
	02:14 TBY BOLTUS, Jason 2 yd run (PETERSON, Craig kick)	14 - 42
4th	13:21 JAX JONES, Anthony 3 yd pass from GRADY, Tommy (RAUCH, Julian kick)	21 - 42
	10:46 TBY TOLIVER, T.T. 19 yd pass from BOLTUS, Jason (PETERSON, Craig kick)	21 - 49
	04:14 TBY INGS, Kendrick 15 yd pass from BOLTUS, Jason (PETERSON, Craig kick)	21 - 56
	01:41 JAX ROSS, Derrick 11 yd run (RAUCH, Julian kick)	28 - 56
	00:42 TBY GREGORY, Julius 11 yd pass from COLLIS, Luke (PETERSON, Craig kick)	28 - 63

TAMPA BAY STORM							
RUSHING	NO.	GAIN	LOSS	NET	TD	LG	AVG.
BOLTUS	3	3	1	2	1	2	0.7
JAMISON	2	0	0	0	0	0	0.0
JACKSON	1	0	1	-1	0	0	-1.0
<b>TOTALS</b>	<b>6</b>	<b>3</b>	<b>2</b>	<b>1</b>	<b>1</b>	<b>2</b>	<b>0.2</b>

PASSING							
CMP	ATT	INT	YDS	TD	LONG	SACK	
BOLTUS	22	41	1	240	6	38	1
COLLIS	1	1	0	11	1	11	0
TEAM	0	0	0	-8	0	0	0
<b>TOTALS</b>	<b>23</b>	<b>42</b>	<b>1</b>	<b>243</b>	<b>7</b>	<b>38</b>	<b>1</b>

RECEIVING							
NO.	YDS	TD	LG				
TOLIVER	9	96	4	38			
GREGORY	7	82	1	25			
WILLIAMS	4	39	1	13			
INGS	3	34	1	15			
<b>TOTALS</b>	<b>23</b>	<b>251</b>	<b>7</b>	<b>38</b>			

ALL RETURNS	----MFG----				---KICKOFFS---				---INTERCEPT---			
	NO	YDS	LG		NO	YDS	LG		NO	YDS	LG	
INGS	0	0	0		2	25	16		0	0	0	
PHILLIPS	0	0	0		1	4	4		1	0	0	
HARRELL	0	0	0		0	0	0		1	25	25	
<b>TOTALS</b>	<b>0</b>	<b>0</b>	<b>0</b>		<b>3</b>	<b>29</b>	<b>16</b>		<b>2</b>	<b>25</b>	<b>25</b>	

JACKSONVILLE SHARKS							
RUSHING	NO.	GAIN	LOSS	NET	TD	LG	AVG.
ROSS	5	26	2	24	1	12	4.8
CHAPPLE	1	0	3	-3	0	0	-3.0
<b>TOTALS</b>	<b>6</b>	<b>26</b>	<b>5</b>	<b>21</b>	<b>1</b>	<b>12</b>	<b>3.5</b>

PASSING							
CMP	ATT	INT	YDS	TD	LONG	SACK	
GRADY	20	36	2	235	3	40	0
CHAPPLE	2	2	0	19	0	14	1
TEAM	0	0	0	-2	0	0	0
<b>TOTALS</b>	<b>22</b>	<b>38</b>	<b>2</b>	<b>252</b>	<b>3</b>	<b>40</b>	<b>1</b>

RECEIVING							
NO.	YDS	TD	LG				
HARVEY	10	104	0	20			
JONES	8	122	2	40			
HILLS	2	17	1	13			
SMITH	2	11	0	7			
<b>TOTALS</b>	<b>22</b>	<b>254</b>	<b>3</b>	<b>40</b>			

ALL RETURNS	----MFG----				---KICKOFFS---				---INTERCEPT---			
	NO	YDS	LG		NO	YDS	LG		NO	YDS	LG	
SMITH	0	0	0		4	77	29		0	0	0	
ROBINSON	0	0	0		0	0	0		1	5	5	
JACKSON	0	0	0		2	29	15		0	0	0	
<b>TOTALS</b>	<b>0</b>	<b>0</b>	<b>0</b>		<b>6</b>	<b>106</b>	<b>29</b>		<b>1</b>	<b>5</b>	<b>5</b>	

TAMPA BAY STORM	U	A	TT	TFL/YDS	FF	FR-YDS	INT-YDS	BRUP	BLKD	SK/YDS	QBH
PHILLIPS	6	1	6.5	-	-	-	1-0	4	-	-	-
BURDEN	5	-	5.0	-	-	-	-	-	-	-	-
DAWKINS	4	-	4.0	2.0/5	-	-	-	-	-	-	1
HARRELL	4	-	4.0	-	-	1-22	1-25	3	-	-	-
SHELLEY	2	1	2.5	-	-	-	-	1	-	-	-
HILL	2	1	2.5	-	-	1-0	-	-	-	-	-
GREGORY	1	3	1.5	-	-	-	-	-	-	-	-
SESAY	1	-	1.0	-	-	-	-	-	-	-	-
PETERSON	1	-	1.0	-	-	-	-	-	-	-	-
JACKSON	1	-	1.0	1.0/2	-	-	-	-	-	1.0/2	-
INGS	1	-	1.0	-	-	-	-	-	-	-	-
TOLIVER	1	-	1.0	-	-	-	-	-	-	-	-
CLEBERT	-	-	-	-	-	-	-	-	-	-	1

### FIELD GOAL ATTEMPTS

None

JACKSONVILLE SHARKS	U	A	TT	TFL/YDS	FF	FR-YDS	INT-YDS	BRUP	BLKD	SK/YDS	QBH
ROBINSON	5	1	5.5	-	-	-	1-5	2	-	-	-
BREWER	5	-	5.0	-	-	-	-	1	-	-	-
TURNER	3	-	3.0	-	-	-	-	-	-	-	-
SMITH	3	-	3.0	-	-	-	-	2	-	-	-
JACKSON	3	-	3.0	-	-	-	-	1	-	-	-
SYKES	2	-	2.0	2.0/9	-	-	-	1	-	1.0/8	3
RUFFINS	2	-	2.0	-	-	-	-	-	-	-	-
JACKSON	1	1	1.5	-	-	-	-	-	-	-	-
GORDON	1	-	1.0	-	-	-	-	-	-	-	-
HARVEY	1	-	1.0	-	-	-	-	-	-	-	-
JEAN-BAPTISTE	-	1	0.5	0.5/1	-	-	-	1	-	-	-
BERRY	-	1	0.5	0.5/0	-	-	-	-	-	-	-

### FIELD GOAL ATTEMPTS

None

## TEAM STATS

TEAM TOTALS	JAX	TAM
<b>FIRST DOWNS</b>	20	22
Rushing	1	1
Passing	12	15
Penalty	7	6
<b>NET YARDS RUSHING</b>	21	1
Rushing Attempts	6	6
Average Per Rush	3.5	0.2
Rushing Touchdowns	1	1
<b>NET YARDS PASSING</b>	252	243
Completions-Attempts-Int	22-38-2	23-42-1
Average Per Attempt	6.6	5.8
Average Per Completion	11.5	10.6
Passing Touchdowns	3	7
<b>TOTAL OFFENSE YARDS</b>	273	244
Total offense plays	45	49
Average Gain Per Play	6.1	5.0
<b>Fumbles: Number-Lost</b>	2-2	0-0
<b>Penalties: Number-Yards</b>	15-105	8-63
<b>KICKOFFS-YARDS</b>	3-168	9-499
Average Yards Per Kickoff	56.0	55.4
Net Yards Per Kickoff	46.3	43.7
Touchbacks	1	2

TEAM TOTALS	JAX	TAM
<b>MFG Returns: Number-Yards-TD</b>	0-0-0	0-0-0
Average Per Return	0.0	0.0
<b>Kickoff returns: Number-Yds-TD</b>	6-106-0	3-29-0
Average Per Return	17.7	9.7
<b>Interceptions: Number-Yds-TD</b>	1-5-0	2-25-0
<b>Fumble Returns: Number-Yds-TD</b>	0-0-0	2-22-1
<b>Miscellaneous Yards</b>	0	0
<b>Possession Time</b>	26:29	33:31
1st Quarter	1:49	13:11
2nd Quarter	8:20	6:40
3rd Quarter	8:19	6:41
4th Quarter	8:01	6:59
<b>Third-Down Conversions</b>	3 of 7	6 of 9
<b>Fourth-Down Conversions</b>	1 of 3	1 of 2
<b>Red-Zone Scores-Chances</b>	2-4	4-4
<b>Sacks By: Number-Yards</b>	1-8	1-2
<b>PAT Kicks</b>	4-4	9-9
2-Point drop-kick PATs	0-0	0-0
<b>Field Goals</b>	0-0	0-0
4-Point drop kick FGs	0-0	0-0
<b>Touchdowns (Rush-Pass-Return)</b>	1-3-0	1-7-1

# 2015 SEASON IN REVIEW

CELEBRATING 25 YEARS OF ARENA FOOTBALL IN TAMPA BAY



## GAME 07 TAMPA BAY STORM 62, ORLANDO PREDATORS 63

TAMPA BAY STORM (3-4) AT ORLANDO PREDATORS (4-4)

MAY 16, 2015 • ORLANDO, FL • AMWAY CENTER • ATT: 10,973



### TAMPA BAY FALLS IN OVERTIME, LOSES TO PREDATORS

**ORLANDO, FL** - The "War on I-4" is a rivalry known throughout the Arena Football League for its intensity and unpredictability, providing an "anybody's game" atmosphere no matter where the two teams are in the standings.

However, with first place in the South Division on the line, it was the Orlando Predators (4-4) that emerged victorious in overtime. The flow of the game was back-and-forth throughout most of the first half. Tampa Bay (3-4) won the coin toss but chose to defer, and the Predators were quick to capitalize as QB Bernard Morris found Kendal Thompkins in the end zone to get Orlando on the board first.

Much as they have all year, the Storm responded quickly, putting up back-to-back touchdowns from Boltus to receivers Julius Gregory and T.T. Toliver. Boltus would find five different receivers in the end zone throughout the night as he threw for 279 yards and eight touchdowns.

During the first half, the Storm offense exploited a Predators defense that came into this game with the second-worst scoring defense in the league, allowing an average of 55.4 points scored each game. The unit also received a boost from its newest member, WR Emery Sammons, who scored his first touchdown in a Storm uniform on a 470-yard end zone-to-end zone pass in the second quarter.

The tides began to shift in Tampa Bay's favor off of a huge defensive play by James Harrell, who scored a touchdown off of a net recovery for the second-straight game. That series put the Storm up 27-14, a lead the team would continue to pad until halftime,

going into the break with a 41-28 advantage.

Things would cool off on the offensive side of the ball for the Storm during the second half, as just two touchdowns were scored throughout those two quarters. Tampa Bay's defense would be put on the spot as the Predators offense came to life suddenly, scoring 27 points in the second half and overcoming a twenty-point deficit to force overtime.

Morris has a history of comebacks against the Storm. Prior to tonight, he led a comeback victory during the first round of the 2013 playoffs while playing at quarterback for the Jacksonville Sharks.

Tampa Bay struck first in the extra frame on Toliver's fourth touchdown reception of the night; however, the defense was unable to stop Orlando from scoring, and another successful two-point conversion would give the Predators their fourth victory of the season.

Toliver had 10 receptions for 104 yards and four touchdowns. He also made his 1,035th career reception, putting him in second place all-time in AFL history and ninth all-time in professional football history.

Orlando had been forced into overtime situations twice before this season, losing both of those contests by a point. In overtime situations against the Storm, the Predators are now 3-0. Orlando leads the all-time series 29-27.

SCORE BY QUARTERS	1	2	3	4	OT	[5]	SCORE
Tampa Bay Storm	14	27	7	7	7	[7]	62
Orlando Predators	7	21	6	21	8	[8]	63

SCORING SUMMARY	PLAY		SCORE
1st	11:12	ORL THOMPCKINS, Kend 11 yd pass from MORRIS, Bernard (LEWIS, Mark kick)	0 - 7
	10:09	TBY GREGORY, Julius 6 yd pass from BOLTUS, Jason (PETERSON, Craig kick)	7 - 7
	00:06	TBY TOLIVER, T.T. 9 yd pass from BOLTUS, Jason (PETERSON, Craig kick)	14 - 7
2nd	13:22	ORL THOMPCKINS, Bran 18 yd pass from MORRIS, Bernard (LEWIS, Mark kick)	14 - 14
	11:56	TBY SAMMONS, Emery 47 yd pass from BOLTUS, Jason (PETERSON, Craig kick failed)	20 - 14
	10:51	TBY HARRELL, James 13 yd net recovery (PETERSON, Craig kick)	27 - 14
	08:41	ORL THOMPCKINS, Kend 24 yd pass from MORRIS, Bernard (LEWIS, Mark kick)	27 - 21
	06:03	TBY INGS, Kendrick 34 yd pass from BOLTUS, Jason (PETERSON, Craig kick)	34 - 21
	04:10	ORL THOMPCKINS, Bran 28 yd pass from MORRIS, Bernard (LEWIS, Mark kick)	34 - 28
	00:41	TBY TOLIVER, T.T. 9 yd pass from BOLTUS, Jason (PETERSON, Craig kick)	41 - 28
3rd	12:00	TBY BARNETT, Philli 21 yd pass from BOLTUS, Jason (PETERSON, Craig kick)	48 - 28
	01:01	ORL SIMONS, Michael 2 yd run (LEWIS, Mark kick failed)	48 - 34
4th	12:08	TBY TOLIVER, T.T. 29 yd pass from BOLTUS, Jason (PETERSON, Craig kick)	55 - 34
	10:40	ORL THOMPCKINS, Kend 26 yd pass from MORRIS, Bernard (LEWIS, Mark kick failed)	55 - 40
	01:10	ORL MOORE, Terence 25 yd interception return (LEWIS, Mark kick)	55 - 47
	00:05	ORL THOMPCKINS, Bran 3 yd pass from MORRIS, B (THOMPCKINS, K pass from MORRIS, B)	55 - 55
OT	12:27	TBY TOLIVER, T.T. 20 yd pass from BOLTUS, Jason (PETERSON, Craig kick)	62 - 55
	06:10	ORL SIMONS, Michael 1 yd run (THOMPCKINS, Bran pass from MORRIS, Bernard)	62 - 63

TAMPA BAY STORM	RUSHING	NO.	GAIN	LOSS	NET	TD	LG	AVG.
BOLTUS	6	6	2	4	0	2	0.7	
JACKSON	1	0	1	-1	0	0	-1.0	
OSSAI	0	5	0	5	0	0	0	
<b>TOTALS</b>	<b>7</b>	<b>11</b>	<b>3</b>	<b>8</b>	<b>0</b>	<b>2</b>	<b>1.1</b>	

TAMPA BAY STORM	PASSING	CMP-ATT-INT	YDS	TD	LONG	SACK
BOLTUS	22-36-2	279	8	47	1	
TEAM	0-0-0	-7	0	0	0	
<b>TOTALS</b>	<b>22-36-2</b>	<b>272</b>	<b>8</b>	<b>47</b>	<b>1</b>	

TAMPA BAY STORM	RECEIVING	NO.	YDS	TD	LG
TOLIVER	11	121	4	29	
GREGORY	5	40	1	11	
INGS	3	43	1	34	
BARNETT	2	28	1	21	
SAMMONS	1	47	1	47	
<b>TOTALS</b>	<b>22</b>	<b>279</b>	<b>8</b>	<b>47</b>	

TAMPA BAY STORM	[----MFG----]			[---KICKOFFS---			[---INTERCEPT---		
ALL RETURNS	NO	YDS	LG	NO	YDS	LG	NO	YDS	LG
INGS	0	0	0	4	98	51	0	0	0
BARNETT	0	0	0	1	6	6	0	0	0
<b>TOTALS</b>	<b>0</b>	<b>0</b>	<b>0</b>	<b>5</b>	<b>104</b>	<b>51</b>	<b>0</b>	<b>0</b>	<b>0</b>

ORLANDO PREDATORS	RUSHING	NO.	GAIN	LOSS	NET	TD	LG	AVG.
MORRIS	8	48	0	48	0	14	6.0	
THOMPCKINS	2	21	0	21	0	19	10.5	
SIMONS	2	3	0	3	2	2	1.5	
<b>TOTALS</b>	<b>12</b>	<b>72</b>	<b>0</b>	<b>72</b>	<b>2</b>	<b>19</b>	<b>6.0</b>	

ORLANDO PREDATORS	PASSING	CMP-ATT-INT	YDS	TD	LONG	SACK
MORRIS	24-43-0	309	6	35	3	
TEAM	0-0-0	-15	0	0	0	
<b>TOTALS</b>	<b>24-43-0</b>	<b>294</b>	<b>6</b>	<b>35</b>	<b>3</b>	

ORLANDO PREDATORS	RECEIVING	NO.	YDS	TD	LG
THOMPCKINS	14	188	3	35	
THOMPCKINS	6	88	3	28	
BROWN	3	23	0	12	
SIMONS	1	10	0	10	
<b>TOTALS</b>	<b>24</b>	<b>309</b>	<b>6</b>	<b>35</b>	

ORLANDO PREDATORS	[----MFG----]			[---KICKOFFS---			[---INTERCEPT---		
ALL RETURNS	NO	YDS	LG	NO	YDS	LG	NO	YDS	LG
THOMPCKINS	0	0	0	5	83	21	0	0	0
TAYLOR	0	0	0	0	0	0	1	13	13
MOORE	0	0	0	0	0	0	1	25	25
<b>TOTALS</b>	<b>0</b>	<b>0</b>	<b>0</b>	<b>5</b>	<b>83</b>	<b>21</b>	<b>2</b>	<b>38</b>	<b>25</b>

TAMPA BAY STORM	U	A	TT	TFL/YDS	FF	FR-YDS	INT-YDS	BRUP	BLKD	SK/YDS	QBH
HILL	7	5	9.5					1			
PHILLIPS	6	4	8.0					3			
SHELLEY	5		5.0					2			
HARRELL	3	2	4.0			1-13					
INGS	2		2.0								
DAWKINS	1	1	1.5	1.0/7						1.0/7	
JACKSON	1	1	1.5								
SESAY	1	1	1.5	1.0/1	1			1		1.0/1	
PETERSON	1	1	1.5								
GIDDINS	1		1.0			1-0					
CLEBERT	1		1.0	1.0/7						1.0/7	
BARNETT		1	0.5								

#### FIELD GOAL ATTEMPTS

PETERSON 4th 00:28 20 yards Missed

ORLANDO PREDATORS	U	A	TT	TFL/YDS	FF	FR-YDS	INT-YDS	BRUP	BLKD	SK/YDS	QBH
COOK	7	3	8.5	0.5/0							
SHUTT	4		4.0								
TONGA	3		3.0								
MCINTOSH	2	2	3.0	0.5/0							
WILLIAMS	2	1	2.5	1.5/8	1					1.0/7	
BROWN	2		2.0	2.0/3							
MOORE	1	1	1.5				1-25				
BROWN	1	1	1.5								
GEATHERS	1	1	1.5	0.5/1							
TAYLOR	1	1	1.5				1-13	3			

#### FIELD GOAL ATTEMPTS

NONE

## TEAM STATS

TEAM TOTALS	TAM	ORL	TEAM TOTALS	TAM	ORL
<b>FIRST DOWNS</b>	17	26	<b>MFG Returns: Number-Yards-TD</b>	0-0-0	0-0-0
Rushing	0	6	Average Per Return	0.0	0.0
Passing	14	15	<b>Kickoff returns: Number-Yds-TD</b>	5-104-0	5-83-0
Penalty	3	5	Average Per Return	20.8	16.6
<b>NET YARDS RUSHING</b>	8	72	<b>Interceptions: Number-Yds-TD</b>	0-0-0	2-38-1
Rushing Attempts	7	12	<b>Fumble Returns: Number-Yds-TD</b>	1-13-1	0-0-0
Average Per Rush	1.1	6.0	<b>Miscellaneous Yards</b>	0	-1
Rushing Touchdowns	0	2	<b>Possession Time</b>	31:42	37:28
<b>NET YARDS PASSING</b>	272	294	1st Quarter	4:35	10:25
Completions-Attempts-Int	22-36-2	24-43-0	2nd Quarter	8:20	6:40
Average Gain Per Play	7.6	6.8	3rd Quarter	5:59	9:01
Average Per Completion	12.4	12.2	4th Quarter	9:23	5:37
Passing Touchdowns	8	6	OT Quarter	3:25	5:45
<b>TOTAL OFFENSE YARDS</b>	280	366	<b>Third-Down Conversions</b>	4 of 8	2 of 7
Total offense plays	44	58	<b>Fourth-Down Conversions</b>	0 of 1	3 of 5
Average Gain Per Play	6.4	6.3	<b>Red-Zone Scores-Chances</b>	3-5	4-6
<b>Fumbles: Number-Lost</b>	1-0	2-2	<b>Sacks By: Number-Yards</b>	3-15	1-7
<b>Penalties: Number-Yards</b>	10-50	6-43	<b>PAT Kicks</b>	8-9	5-7
<b>KICKOFFS-YARDS</b>	10-572	9-450	2-Point drop-kick PATs	0-0	0-0
Average Yards Per Kickoff	57.2	50.0	<b>Field Goals</b>	0-1	0-0
Net Yards Per Kickoff	48.9	38.4	4-Point drop kick FGs	0-0	0-0
Touchbacks	4	4	<b>Touchdowns (Rush-Pass-Return)</b>	0-8-1	2-6-1

### GAME 08 PHILADELPHIA SOUL 71, TAMPA BAY STORM 27

PHILADELPHIA SOUL (8-1) AT TAMPA BAY STORM (3-5)

MAY 23, 2015 • TAMPA, FL • AMALIE ARENA • ATT: 13,921



### STORM FALL TO SOUL, 71-27

**TAMPA, FL** - Storm coach Lawrence Samuels expected his team to bounce-back in a big way following a heartbreaking loss to rival Orlando last week.

The Storm never got started on Saturday night losing 71-27 to the visiting Philadelphia Soul in front of 13,921 fans at Amalie Arena. The Storm (3-5, 1-1) trailed 34-0 before scoring with eight minutes remaining in the third quarter when Julius Gregory caught a 15-yard touchdown pass from Jason Boltus.

Gregory had another solid night catching five passes for 58 yards and two touchdowns.

Kendrick Ings continued to shine in the return game returning a kickoff for a touchdown to start the fourth quarter. It was the first time the Storm have returned a kickoff for a touchdown this season.

The loss is the biggest margin of defeat in Storm franchise history.

The Soul (8-1) led 27-0 at halftime with turnovers haunting the Storm. Twice, Storm receivers fumbled the ball while trying to get a few extra yards and both times the Soul recovered.

It's only the third time in franchise history that the Storm were shutout at halftime with the last time coming against Orlando in 2006.

Offensively, the Storm couldn't get anything going in the first half and they finished with only 50 yards of offense and picked up only four first downs.

Philadelphia rushed out to a 13-0 lead after the first quarter. The Soul received the kickoff and went on a nine-play drive that ate up six minutes which was finished off with Joe Goosby rushing in the first of two touchdowns in the first quarter.

SCORE BY QUARTERS	1	2	3	4	SCORE
Philadelphia Soul	13	14	30	14	71
Tampa Bay Storm	0	0	12	15	27

SCORING SUMMARY	PLAY	SCORE
1st	09:25 PHI GOOSBY, Joe 1 yd run (FREVERT, Tommy kick)	7 - 0
	01:33 PHI GOOSBY, Joe 1 yd run (FREVERT, Tommy kick failed)	13 - 0
2nd	06:23 PHI GOOSBY, Joe 1 yd run (FREVERT, Tommy kick)	20 - 0
	02:46 PHI MCDANIEL, Ryan 13 yd pass from RAUDABAUGH, Dan (FREVERT, Tommy kick)	27 - 0
3rd	13:40 PHI GOOSBY, Joe 6 yd interception return (FREVERT, Tommy kick)	34 - 0
	08:35 TBY GREGORY, Julius 15 yd pass from BOLTUS, Jason (PETERSON, Craig kick blocked)	34 - 6
	08:35 PHI GOOSBY, Joe PAT return	36 - 6
	06:45 PHI MCDANIEL, Ryan 8 yd pass from RAUDABAUGH, Dan (FREVERT, Tommy kick)	43 - 6
	04:12 TBY GREGORY, Julius 25 yd pass from BOLTUS, Jason (BOLTUS, Jason pass failed)	43 - 12
	01:43 PHI KAULEINAMOKU, S 24 yd pass from RAUDABAUGH, Dan (FREVERT, Tommy kick)	50 - 12
4th	00:00 PHI RICHARDSON, Ken 10 yd interception return (FREVERT, Tommy kick)	57 - 12
	14:46 TBY INGS, Kendrick 56 yd kickoff return (BOLTUS, Jason kick)	57 - 19
	13:30 PHI SMITH, Adam 9 yd pass from RANDALL, Bryan (FREVERT, Tommy kick)	64 - 19
	09:25 TBY BARNETT, Philli 2 yd pass from BOLTUS, Jason (BARNETT, Philli pass from BOLTUS, Jason)	64 - 27
	05:57 PHI OUTLAW, Lonnie 30 yd pass from RANDALL, Bryan (FREVERT, Tommy kick)	71 - 27

TAMPA BAY STORM	RUSHING	NO.	GAIN	LOSS	NET	TD	LG	AVG.
BOLTUS	1	13	0	13	0	13	13.0	
<b>TOTALS</b>	<b>1</b>	<b>13</b>	<b>0</b>	<b>13</b>	<b>0</b>	<b>13</b>	<b>13.0</b>	

PASSING	CMP-ATT-INT	YDS	TD	LONG	SACK
BOLTUS	12-30-3	133	3	25	2
COLLIS	0-4-0	0	0	0	0
TEAM	0-0-0	-13	0	0	0
<b>TOTALS</b>	<b>12-34-3</b>	<b>120</b>	<b>3</b>	<b>25</b>	<b>2</b>

RECEIVING	NO.	YDS	TD	LG
GREGORY	5	58	2	25
TOLIVER	3	37	0	13
BARNETT	2	19	1	17
INGS	2	19	0	11
<b>TOTALS</b>	<b>12</b>	<b>133</b>	<b>3</b>	<b>25</b>

ALL RETURNS	NO	YDS	LG	NO	YDS	LG	NO	YDS	LG
INGS	0	0	0	9	178	56	0	0	0
PHILLIPS	0	0	0	0	0	0	1	0	0
<b>TOTALS</b>	<b>0</b>	<b>0</b>	<b>0</b>	<b>9</b>	<b>178</b>	<b>56</b>	<b>1</b>	<b>0</b>	<b>0</b>

PHILADELPHIA SOUL	RUSHING	NO.	GAIN	LOSS	NET	TD	LG	AVG.
RAUDABAUGH	1	14	0	14	0	14	14.0	
GOOSBY	5	4	0	4	3	1	0.8	
GERALDS	2	4	0	4	0	2	2.0	
<b>TOTALS</b>	<b>8</b>	<b>22</b>	<b>0</b>	<b>22</b>	<b>3</b>	<b>14</b>	<b>2.8</b>	

PASSING	CMP-ATT-INT	YDS	TD	LONG	SACK
RAUDABAUGH	19-26-1	213	3	35	1
RANDALL	4-6-0	57	2	30	0
TEAM	0-0-0	-8	0	0	0
<b>TOTALS</b>	<b>23-32-1</b>	<b>262</b>	<b>5</b>	<b>35</b>	<b>1</b>

RECEIVING	NO.	YDS	TD	LG
MCDANIEL	7	61	2	13
KAULEINAMOKU	5	63	1	24
THOMAS	5	45	0	16
OUTLAW	4	85	1	35
SMITH	2	16	1	9
<b>TOTALS</b>	<b>23</b>	<b>270</b>	<b>5</b>	<b>35</b>

ALL RETURNS	NO	YDS	LG	NO	YDS	LG	NO	YDS	LG
STEVENSON	0	0	0	3	40	22	0	0	0
ROMAIN	0	0	0	0	0	1	43	43	
RICHARDSON	0	0	0	0	0	1	10	10	
GOOSBY	0	0	0	0	0	1	6	6	
<b>TOTALS</b>	<b>0</b>	<b>0</b>	<b>0</b>	<b>3</b>	<b>40</b>	<b>22</b>	<b>3</b>	<b>59</b>	<b>43</b>

TAMPA BAY STORM	U	A	TT	TFL/YDS	FF	FR-YDS	INT-YDS	BRUP	BLKD	SK/YDS	QBH
HARRELL	7	-	7.0	-	-	-	-	-	-	-	-
PHILLIPS	6	-	6.0	-	-	-	1-0	1	-	-	-
HILL	5	-	5.0	-	-	-	-	-	-	-	-
SHELLEY	2	-	2.0	-	-	-	-	-	-	-	-
TOLIVER	2	-	2.0	-	-	-	-	-	-	-	-
JACKSON	2	-	2.0	1.0/8	-	-	-	-	-	1.0/8	-
CLEBERT	2	-	2.0	-	-	-	-	-	-	-	-
SESAY	1	-	1.0	-	-	-	-	-	-	-	-
MCCULLOUGH	1	-	1.0	-	-	-	-	-	-	-	-
PETERSON	1	-	1.0	-	-	-	-	-	-	-	-
INGS	1	-	1.0	-	-	-	-	-	-	-	-

**FIELD GOAL ATTEMPTS**  
None

PHILADELPHIA SOUL	U	A	TT	TFL/YDS	FF	FR-YDS	INT-YDS	BRUP	BLKD	SK/YDS	QBH
ROMAIN	4	-	4.0	-	-	-	1-43	1	-	-	-
HOLLIS	3	-	3.0	-	-	-	-	2	-	-	-
STEVENSON	3	-	3.0	-	-	-	-	-	-	-	-
GOOSBY	3	-	3.0	-	2	-	1-6	-	1	-	-
ROBINSON	2	-	2.0	2.0/13	-	-	-	-	-	2.0/13	2
OUTLAW	1	-	1.0	-	-	-	-	-	-	-	-
BELL	1	-	1.0	-	-	1-4	-	-	-	-	-
FREVERT	1	-	1.0	-	-	-	-	-	-	-	-
RICHARDSON	1	-	1.0	-	-	1-0	1-10	-	-	-	-
LAWRENCE	1	-	1.0	-	-	-	-	-	-	-	2

**FIELD GOAL ATTEMPTS**  
None

## TEAM STATS

TEAM TOTALS	PHI	TAM
<b>FIRST DOWNS</b>	20	13
Rushing	4	1
Passing	15	6
Penalty	1	6
<b>NET YARDS RUSHING</b>	22	13
Rushing Attempts	8	1
Average Per Rush	2.8	13.0
Rushing Touchdowns	3	0
<b>NET YARDS PASSING</b>	262	120
Completions-Attempts-Int	23-32-1	12-34-3
Average Per Attempt	8.2	3.5
Average Per Completion	11.4	10.0
Passing Touchdowns	5	3
<b>TOTAL OFFENSE YARDS</b>	284	133
Total offense plays	41	37
Average Gain Per Play	6.9	3.6
Fumbles: Number-Lost	0-0	2-2
Penalties: Number-Yards	12-119	2-19
<b>KICKOFFS-YARDS</b>	11-618	3-164
Average Yards Per Kickoff	56.2	54.7
Net Yards Per Kickoff	40.0	41.3
Touchbacks	3	0

TEAM TOTALS	PHI	TAM
<b>MFG Returns: Number-Yards-TD</b>	0-0-0	0-0-0
Average Per Return	0.0	0.0
<b>Kickoff returns: Number-Yds-TD</b>	3-40-0	9-178-1
Average Per Return	13.3	19.8
<b>Interceptions: Number-Yds-TD</b>	3-59-2	1-0-0
<b>Fumble Returns: Number-Yds-TD</b>	1-4-0	0-0-0
<b>Miscellaneous Yards</b>	0	4
<b>Possession Time</b>	29:57	30:03
1st Quarter	9:54	5:06
2nd Quarter	7:51	7:09
3rd Quarter	5:20	9:40
4th Quarter	6:52	8:08
<b>Third-Down Conversions</b>	1 of 5	1 of 7
<b>Fourth-Down Conversions</b>	2 of 3	2 of 4
<b>Red-Zone Scores-Chances</b>	5-6	1-1
<b>Sacks By: Number-Yards</b>	2-13	1-8
<b>PAT Kicks</b>	9-10	1-2
2-Point drop-kick PATs	0-0	0-0
<b>Field Goals</b>	0-0	0-0
4-Point drop kick FGs	0-0	0-0
<b>Touchdowns (Rush-Pass-Return)</b>	3-5-2	0-3-1

### GAME 09 NEW ORLEANS VOODOO 34, TAMPA BAY STORM 35

NEW ORLEANS VOODOO (2-8) AT TAMPA BAY STORM (4-5)  
MAY 30, 2015 • TAMPA, FL • AMALIE ARENA • ATT: 13,581



#### STORM DEFEATS VOODOO, 35-34

**TAMPA, FL** - Big time players make big plays in big moments. That's what James Harrell did on Saturday night for the Tampa Bay Storm.

The Storm defensive back intercepted two passes from New Orleans quarterback Brian Reader including a game-saving interception with the VooDoo inside the Storm's 15-yard line with under a minute remaining in the game to lead Tampa Bay (4-5) to a 35-34 victory in front of 13,581 fans at Amalie Arena.

Harrell now leads the team with six interceptions and four fumble recoveries this season.

The Storm offense was able to run out the final minute of the game and secure the team's second win against New Orleans this year. The defense came up big in the second half forcing turnovers on three of New Orleans' final four drives. Linebacker Rick-J Hill, who led the team with nine tackles, came up with an interception.

Harrell also recovered a fumble inside the Storm's 5-yard line in the third quarter after Storm defensive lineman Everett Dawkins forced a fumble.

The difference in the game turned out to be a missed extra point by VooDoo kicker Garrett Lindholm after New Orleans (2-8) pulled within a point on a touchdown with 6:28 remaining in the fourth quarter.

New Orleans took over at the Storm 14-yard line at the one-minute warning in the fourth quarter and it was Harrell again who came up big for the Storm defense.

Dawkins' forced fumble led to the Storm taking a 35-28 lead when Kendrick Ings made a nice catch over his shoulder in the end zone for a 29-yard touchdown.

The win broke a two-game losing streak for the Storm and moves the team's record to 4-5. Storm wide receiver Julius Gregory, who led the team with nine catches and three touchdowns said the team went to practice this week with a different attitude after back-to-back tough losses.

The Storm trailed 28-21 at halftime with both quarterbacks throwing interceptions and the offenses taking advantage of the turnovers. Tampa Bay held the final possession of the first half but came up empty when Boltus' pass with two seconds remaining sailed out of the end zone.

Despite allowing the opening kickoff to be returned for a touchdown, the Storm led 14-7 after the first quarter after James Harrell came up with another big interception and the Tampa Bay offense turned it into seven points less than two minutes later on a pass from Boltus to T.T. Toliver.

SCORE BY QUARTERS	1	2	3	4	SCORE
New Orleans VooDoo	7	21	0	6	34
Tampa Bay Storm	14	7	14	0	35

SCORING SUMMARY	PLAY				SCORE
1st	14:52	NOV	BEAVERS, Larry	56 yd kickoff return (LINDHOLM, Garre kick)	7 - 0
	08:36	TBY	GREGORY, Julius	8 yd pass from BOLTUS, Jason (PETERSON, Craig kick)	7 - 7
	02:16	TBY	TOLIVER, T.T.	14 yd pass from BOLTUS, Jason (PETERSON, Craig kick)	7 - 14
2nd	11:08	NOV	LESTER, Johnny	4 yd run (LINDHOLM, Garre kick)	14 - 14
	09:03	NOV	LESTER, Johnny	19 yd pass from READER, Brian (LINDHOLM, Garre kick)	21 - 14
	06:52	TBY	GREGORY, Julius	15 yd pass from BOLTUS, Jason (PETERSON, Craig kick)	21 - 21
	00:27	NOV	FALLS, Roosevelt	8 yd run (LINDHOLM, Garre kick)	28 - 21
3rd	11:04	TBY	GREGORY, Julius	4 yd pass from BOLTUS, Jason (PETERSON, Craig kick)	28 - 28
	03:00	TBY	INGS, Kendrick	29 yd pass from BOLTUS, Jason (PETERSON, Craig kick)	28 - 35
4th	06:28	NOV	DUVALT, Chris	7 yd pass from READER, Brian (LINDHOLM, Garre kick failed)	34 - 35

TAMPA BAY STORM	NO.	GAIN	LOSS	NET	TD	LG	AVG.
<b>RUSHING</b>							
BOLTUS	3	6	0	6	0	4	2.0
<b>TOTALS</b>	<b>3</b>	<b>6</b>	<b>0</b>	<b>6</b>	<b>0</b>	<b>4</b>	<b>2.0</b>
<b>PASSING</b>	<b>CMP-ATT-INT</b>	<b>YDS</b>	<b>TD</b>	<b>LONG</b>	<b>SACK</b>		
BOLTUS	23-42-1	244	5	29	0		
<b>TOTALS</b>	<b>23-42-1</b>	<b>244</b>	<b>5</b>	<b>29</b>	<b>0</b>		

TAMPA BAY STORM	NO.	YDS	TD	LG
<b>RECEIVING</b>				
GREGORY	9	74	3	15
TOLIVER	6	86	1	26
INGS	4	64	1	29
SAMMONS	4	20	0	8
<b>TOTALS</b>	<b>23</b>	<b>244</b>	<b>5</b>	<b>29</b>

TAMPA BAY STORM	NO.	YDS	LG	NO.	YDS	LG	NO.	YDS	LG
<b>ALL RETURNS</b>									
INGS	0	0	0	5	78	29	0	0	0
HILL	0	0	0	0	0	0	1	8	8
HARRELL	0	0	0	0	0	0	2	15	11
<b>TOTALS</b>	<b>0</b>	<b>0</b>	<b>0</b>	<b>5</b>	<b>78</b>	<b>29</b>	<b>3</b>	<b>23</b>	<b>11</b>

NEW ORLEANS VOODOO	NO.	GAIN	LOSS	NET	TD	LG	AVG.
<b>RUSHING</b>							
FALLS	8	14	4	10	1	8	1.2
LESTER	2	5	0	5	1	4	2.5
READER	3	3	0	3	0	1	1.0
BEAVERS	1	2	0	2	0	2	2.0
<b>TOTALS</b>	<b>14</b>	<b>24</b>	<b>4</b>	<b>20</b>	<b>2</b>	<b>8</b>	<b>1.4</b>

NEW ORLEANS VOODOO	CMP-ATT-INT	YDS	TD	LONG	SACK
READER	18-34-3	155	2	19	0
<b>TOTALS</b>	<b>18-34-3</b>	<b>155</b>	<b>2</b>	<b>19</b>	<b>0</b>

NEW ORLEANS VOODOO	NO.	YDS	TD	LG		
<b>RECEIVING</b>						
JACKSON	7	67	0	19		
DUVALT	4	34	1	10		
LESTER	4	29	1	19		
FALLS	3	25	0	17		
<b>TOTALS</b>	<b>18</b>	<b>155</b>	<b>2</b>	<b>19</b>		
<b>ALL RETURNS</b>						
BEAVERS	2	0	85	0	87	
JACKSON	0	67	0	0	67	
FALLS	10	25	0	0	35	
DUVALT	0	34	0	0	34	
LESTER	5	29	0	0	34	
MCGLENN	0	0	0	34	34	
READER	3	0	0	0	3	
<b>TOTALS</b>	<b>20</b>	<b>155</b>	<b>85</b>	<b>0</b>	<b>34</b>	<b>294</b>

TAMPA BAY STORM	U	A	TT	TFL/YDS	FF	FR-YDS	INT-YDS	BRUP	BLKD	SK/YDS	QBH
HILL	5	4	7.0	0.5/1	-	-	1-8	-	-	-	-
PHILLIPS	5	1	5.5	-	-	-	-	1	-	-	-
ADDISON	4	3	5.5	-	-	-	-	2	-	-	-
HARRELL	3	-	3.0	-	-	1-0	2-15	1	-	-	-
JACKSON	1	3	2.5	-	-	-	-	1	-	-	-
SESAY	1	2	2.0	1.5/1	-	-	-	-	-	-	-
INGS	1	1	1.5	-	-	-	-	-	-	-	-
DAWKINS	1	1	1.5	1.0/1	1	-	-	-	-	-	1
CLEBERT	-	1	0.5	-	-	-	-	-	-	-	-
FORTE	-	1	0.5	-	-	-	-	1	-	-	-
TOLIVER	-	1	0.5	-	-	-	-	-	-	-	-

#### FIELD GOAL ATTEMPTS

NONE

NEW ORLEANS VOODOO	U	A	TT	TFL/YDS	FF	FR-YDS	INT-YDS	BRUP	BLKD	SK/YDS	QBH
BELTON	6	1	6.5	-	-	-	-	1	-	-	-
STUBBS	6	1	6.5	-	-	-	-	1	-	-	-
JACKSON	4	-	4.0	-	-	-	-	-	-	-	-
MCGLENN	3	2	4.0	-	-	-	1-34	1	-	-	-
CISSOKO	2	3	3.5	-	-	-	-	1	-	-	-
BOSTIC	1	1	1.5	-	-	-	-	-	-	-	1
LINDHOLM	1	-	1.0	-	-	-	-	-	-	-	-
BEAVERS	1	-	1.0	-	-	-	-	-	-	-	-
RAYMOND	-	1	0.5	-	-	-	-	-	-	-	-
WHITE	-	1	0.5	-	-	-	-	-	-	-	-
MCCLENTON	-	-	-	-	-	-	-	-	-	-	3
FALLS	-	-	-	-	-	-	-	-	-	-	1

#### FIELD GOAL ATTEMPTS

NONE

### TEAM STATS

TEAM TOTALS	NOV	TAM
<b>FIRST DOWNS</b>	19	17
Rushing	4	0
Passing	10	14
Penalty	5	3
<b>NET YARDS RUSHING</b>	20	6
Rushing Attempts	14	3
Average Per Rush	1.4	2.0
Rushing Touchdowns	2	0
<b>NET YARDS PASSING</b>	155	244
Completions-Attempts-Int	18-34-3	23-42-1
Average Per Attempt	4.6	5.8
Average Per Completion	8.6	10.6
Passing Touchdowns	2	5
<b>TOTAL OFFENSE YARDS</b>	175	250
Total offense plays	48	45
Average Gain Per Play	3.6	5.6
Fumbles: Number-Lost	1-1	0-0
Penalties: Number-Yards	6-42	14-86
<b>KICKOFFS-YARDS</b>	6-339	6-346
Average Yards Per Kickoff	56.5	57.7
Net Yards Per Kickoff	43.5	43.5
Touchbacks	1	3

TEAM TOTALS	NOV	TAM
<b>MFG Returns: Number-Yards-TD</b>	0-0-0	0-0-0
Average Per Return	0.0	0.0
<b>Kickoff returns: Number-Yds-TD</b>	3-85-1	5-78-0
Average Per Return	28.3	15.6
<b>Interceptions: Number-Yds-TD</b>	1-34-0	3-23-0
<b>Fumble Returns: Number-Yds-TD</b>	0-0-0	0-0-0
<b>Miscellaneous Yards</b>	0	0
<b>Possession Time</b>	31:20	28:40
1st Quarter	4:55	10:05
2nd Quarter	11:17	3:43
3rd Quarter	7:48	7:12
4th Quarter	7:20	7:40
<b>Third-Down Conversions</b>	3 of 8	4 of 7
<b>Fourth-Down Conversions</b>	1 of 1	0 of 2
<b>Red-Zone Scores-Chances</b>	3-4	2-2
<b>Sacks By: Number-Yards</b>	0-0	0-0
<b>PAT Kicks</b>	4-5	5-5
2-Point drop-kick PATs	0-0	0-0
<b>Field Goals</b>	0-0	0-0
4-Point drop kick FGs	0-0	0-0
<b>Touchdowns (Rush-Pass-Return)</b>	2-2-1	0-5-0

## GAME 10 TAMPA BAY STORM 46, ARIZONA RATTLERS 69

TAMPA BAY STORM (4-6) AT ARIZONA RATTLERS (8-2)

JUNE 6, 2015 • PHOENIX, AZ • US AIRWAYS CENTER • ATT: 12,304



### STORM FALL TO RATTLERS, 69-46

**TAMPA, FL** - TComing into week eleven, the Tampa Bay Storm (4-6) knew that stringing together back-to-back wins would be no easy task. Going up against the Arizona Rattlers (8-2), the winners of the last three ArenaBowl's riding a three-game win streak, would be one of their biggest challenges of the season.

Rattlers starting quarterback Nick Davila returned from injury after missing five weeks, but he showed no signs of rust as he threw for six touchdowns in the first half alone. It would take Davila a little while to adjust to the timing of the game, however, which allowed Tampa Bay to keep things close throughout the first quarter.

After the Storm were able to tie the game at 14 points-a-piece near the beginning of the second quarter, the Rattlers quickly responded and went on to score four unanswered touchdowns. The pivotal turning point of this game occurred early this quarter, when Boltus was picked off by Jeremy Kellem at Arizona's 10-yard line.

Despite being down by 27 points at halftime, Tampa Bay continued to

show heart and refused to give up. Opening the third quarter of play with the ball, Boltus connected with veteran receiver T.T. Toliver. The Storm defense would hold the Rattlers to just one touchdown throughout the entire quarter, but the offense was unable to capitalize as much as was needed, cutting the deficit to 48-26 heading into the final quarter of play.

Arizona's offensive rhythm returned in the fourth, putting up 21 points with two passing touchdowns to WR Chase Deadder and a rushing touchdown from AJ Cruz. Deadder finished the night six receptions, five of which were for touchdowns. The Rattlers' 69 points was the most scored by the team in the history of this series, and the most scored by the team this season.

Julius Gregory was the star of the Storm offense, as he extended his touchdown streak to six games. He finished the night with six receptions for 109 yards and four touchdowns. His 13 touchdowns on the season are good for second place on the team, with T.T. Toliver leading the pack with 22.

The loss puts the team at 3-3 when facing the Rattlers on the road, holding an overall winning record of 10-6 against the franchise.

SCORE BY QUARTERS	1	2	3	4	SCORE
Tampa Bay Storm	7	7	12	20	46
Arizona Rattlers	14	27	7	21	69

SCORING SUMMARY		PLAY		SCORE
1st	10:28	ARI	DEADDER, Chase 7 yd pass from DAVILA, Nick (SCACCIA, Fabrizz kick)	0 - 7
	06:22	TBY	GREGORY, Julius 7 yd pass from BOLTUS, Jason (PETERSON, Craig kick)	7 - 7
	03:24	ARI	REED, Kerry 19 yd pass from DAVILA, Nick (SCACCIA, Fabrizz kick)	7 - 14
2nd	14:51	TBY	BARNETT, Philli 26 yd pass from BOLTUS, Jason (PETERSON, Craig kick)	14 - 14
	13:46	ARI	REED, Kerry 23 yd pass from DAVILA, Nick (SCACCIA, Fabrizz kick)	14 - 21
	07:46	ARI	DEADDER, Chase 20 yd pass from DAVILA, Nick (SCACCIA, Fabrizz kick)	14 - 28
	01:07	ARI	DEADDER, Chase 4 yd pass from DAVILA, Nick (SCACCIA, Fabrizz kick)	14 - 35
	00:39	ARI	WINDSOR, Rod 2 yd pass from DAVILA, Nick (SCACCIA, Fabrizz kick failed)	14 - 41
3rd	12:02	TBY	TOLIVER, T.T. 15 yd pass from BOLTUS, Jason (PETERSON, Craig kick failed)	20 - 41
	10:53	ARI	WINDSOR, Rod 20 yd pass from DAVILA, Nick (SCACCIA, Fabrizz kick)	20 - 48
	08:05	TBY	BARNETT, Philli 6 yd pass from BOLTUS, Jason (PETERSON, Craig kick failed)	26 - 48
4th	14:51	TBY	GREGORY, Julius 17 yd pass from BOLTUS, Jason (BOLTUS, Jason pass failed)	32 - 48
	14:03	ARI	DEADDER, Chase 5 yd pass from DAVILA, Nick (SCACCIA, Fabrizz kick)	32 - 55
	10:42	TBY	GREGORY, Julius 42 yd pass from BOLTUS, Jason (GREGORY, J pass from BOLTUS, J)	40 - 55
	09:24	ARI	DEADDER, Chase 45 yd pass from DAVILA, Nick (SCACCIA, Fabrizz kick)	40 - 62
	04:19	ARI	CRUZ, AJ 1 yd run (SCACCIA, Fabrizz kick)	40 - 69
	02:02	TBY	GREGORY, Julius 36 yd pass from BOLTUS, Jason (BOLTUS, Jason pass failed)	46 - 69

TAMPA BAY STORM							
RUSHING	NO.	GAIN	LOSS	NET	TD	LG	AVG.
BOLTUS	1	2	0	2	0	2	2.0
<b>TOTALS</b>	<b>1</b>	<b>2</b>	<b>0</b>	<b>2</b>	<b>0</b>	<b>2</b>	<b>2.0</b>

PASSING							
	CMP	ATT	INT	YDS	TD	LONG	SACK
BOLTUS	22	46	3	308	7	42	1
TEAM	0	0	0	-8	0	0	0
<b>TOTALS</b>	<b>22</b>	<b>46</b>	<b>3</b>	<b>300</b>	<b>7</b>	<b>42</b>	<b>1</b>

RECEIVING							
	NO.	YDS	TD	LG			
SAMMONS	8	94	0	21			
GREGORY	6	109	4	42			
BARNETT	4	60	2	26			
TOLIVER	4	45	1	17			
<b>TOTALS</b>	<b>22</b>	<b>308</b>	<b>7</b>	<b>42</b>			

ALL RETURNS			KICKOFFS			INTERCEPTS		
NO	YDS	LG	NO	YDS	LG	NO	YDS	LG
SAMMONS	0	0	0	8	110	25	0	0
PHILLIPS	0	0	0	1	0	0	0	0
<b>TOTALS</b>	<b>0</b>	<b>0</b>	<b>0</b>	<b>9</b>	<b>110</b>	<b>25</b>	<b>0</b>	<b>0</b>

ARIZONA RATTLERS							
RUSHING	NO.	GAIN	LOSS	NET	TD	LG	AVG.
CRUZ	3	20	0	20	1	12	6.7
BOYD	1	1	0	1	0	1	1.0
<b>TOTALS</b>	<b>4</b>	<b>21</b>	<b>0</b>	<b>21</b>	<b>1</b>	<b>12</b>	<b>5.2</b>

PASSING							
	CMP	ATT	INT	YDS	TD	LONG	SACK
DAVILA	18	30	0	275	9	45	0
BOYD	2	4	0	18	0	10	0
<b>TOTALS</b>	<b>20</b>	<b>34</b>	<b>0</b>	<b>293</b>	<b>9</b>	<b>45</b>	<b>0</b>

RECEIVING							
	NO.	YDS	TD	LG			
DEADDER	6	91	5	45			
REED	6	89	2	23			
WINDSOR	5	68	2	20			
BENSON	2	35	0	25			
CRUZ	1	10	0	10			
<b>TOTALS</b>	<b>20</b>	<b>293</b>	<b>9</b>	<b>45</b>			

ALL RETURNS			KICKOFFS			INTERCEPTS		
NO	YDS	LG	NO	YDS	LG	NO	YDS	LG
CRUZ	0	0	0	5	125	41	0	0
FLOYD	0	0	0	0	0	1	23	23
KELLEM	0	0	0	0	0	0	2	0
<b>TOTALS</b>	<b>0</b>	<b>0</b>	<b>0</b>	<b>5</b>	<b>125</b>	<b>41</b>	<b>3</b>	<b>23</b>

TAMPA BAY STORM	U	A	TT	TFL/YDS	FF	FR-YDS	INT-YDS	BRUP	BLKD	SK/YDS	QBH
PHILLIPS	5	-	5.0	-	-	-	-	2	-	-	-
HARRELL	4	1	4.5	-	-	-	-	-	-	-	-
HILL	2	1	2.5	-	-	-	-	-	-	-	-
JACKSON	1	1	1.5	-	-	-	-	-	-	-	-
FORTE	1	-	1.0	-	-	-	-	-	-	-	-
BOLTUS	1	-	1.0	-	-	-	-	-	-	-	-
SHELLEY	-	2	1.0	-	-	-	-	-	-	-	-
SAMMONS	-	1	0.5	-	-	-	-	-	-	-	-
DAWKINS	-	-	-	-	-	-	-	1	-	-	-

### FIELD GOAL ATTEMPTS

None

ARIZONA RATTLERS	U	A	TT	TFL/YDS	FF	FR-YDS	INT-YDS	BRUP	BLKD	SK/YDS	QBH
CRUZ	7	2	8.0	-	-	-	-	1	-	-	1
FLOYD	4	1	4.5	-	-	-	1-23	-	-	-	-
KELLEM	3	1	3.5	-	-	-	2-0	4	-	-	-
SMITH	2	2	3.0	-	-	-	-	-	-	-	-
BROWN	1	1	1.5	-	-	-	-	3	-	-	-
GLASPER	1	1	1.5	-	-	-	-	-	-	-	-
REED	1	-	1.0	-	-	-	-	-	-	-	-
MCADOO	1	-	1.0	1.0/8	1	-	-	-	-	1.0/8	2
HAWTHORNE	1	-	1.0	-	-	1-0	-	1	-	-	-
MCLOUD	1	-	1.0	-	-	-	-	-	-	-	-
DUKES	-	-	-	-	-	-	-	1	-	-	-

### FIELD GOAL ATTEMPTS

None

## TEAM STATS

TEAM TOTALS	TAM	ARI
<b>FIRST DOWNS</b>	21	22
Rushing	1	2
Passing	14	16
Penalty	6	4
<b>NET YARDS RUSHING</b>	2	21
Rushing Attempts	1	4
Average Per Rush	2.0	5.2
Rushing Touchdowns	0	1
<b>NET YARDS PASSING</b>	300	293
Completions-Attempts-Int	22-46-3	20-34-0
Average Per Attempt	6.5	8.6
Average Per Completion	13.6	14.6
Passing Touchdowns	7	9
<b>TOTAL OFFENSE YARDS</b>	302	314
Total offense plays	48	38
Average Gain Per Play	6.3	8.3
<b>Fumbles: Number-Lost</b>	1-1	1-0
<b>Penalties: Number-Yards</b>	14-87	13-106
<b>KICKOFFS-YARDS</b>	7-395	11-541
Average Yards Per Kickoff	56.4	49.2
Net Yards Per Kickoff	38.6	39.2
Touchbacks	1	2

TEAM TOTALS	TAM	ARI
<b>MFG Returns: Number-Yards-TD</b>	0-0-0	0-0-0
Average Per Return	0.0	0.0
<b>Kickoff returns: Number-Yds-TD</b>	9-110-0	5-125-0
Average Per Return	12.2	25.0
<b>Interceptions: Number-Yds-TD</b>	0-0-0	3-23-0
<b>Fumble Returns: Number-Yds-TD</b>	0-0-0	0-0-0
<b>Miscellaneous Yards</b>	0	0
<b>Possession Time</b>	35:50	24:10
1st Quarter	7:57	7:03
2nd Quarter	8:47	6:13
3rd Quarter	8:32	6:28
4th Quarter	10:34	4:26
<b>Third-Down Conversions</b>	4 of 8	3 of 6
<b>Fourth-Down Conversions</b>	1 of 4	1 of 3
<b>Red-Zone Scores-Chances</b>	2-2	5-7
<b>Sacks By: Number-Yards</b>	0-0	1-8
<b>PAT Kicks</b>	2-4	9-10
2-Point drop-kick PATs	0-0	0-0
<b>Field Goals</b>	0-0	0-0
4-Point drop kick FGs	0-0	0-0
<b>Touchdowns (Rush-Pass-Return)</b>	0-7-0	1-9-0

# 2015 SEASON IN REVIEW

CELEBRATING 25 YEARS OF ARENA FOOTBALL IN TAMPA BAY 

## GAME 11 JACKSONVILLE SHARKS 56, TAMPA BAY STORM 63

JACKSONVILLE SHARKS (6-6) AT TAMPA BAY STORM (5-6)

JUNE 12, 2015 • TAMPA, FL • AMALIE ARENA • ATT: 12,602



### STORM DEFEAT SHARKS, 63-56

**TAMPA, FL** - Jason Boltus broke a 56-56 tie with 56 seconds remaining, the Tampa Bay Storm quarterback delivering a perfect strike to T.T. Toliver from the six-yard-line to send the Storm to a 63-56 victory over South Division and cross-state rival Jacksonville on Friday at Amalie Arena.

Tampa Bay set a franchise record for points in a half after putting 56 on the scoreboard through the first 30 minutes. The Storm scored just once after halftime, but it proved to be the pivotal touchdown, Boltus' connection with Toliver the difference in an important division win.

Tampa Bay's Alfred Phillips broke up a fourth down pass on Jacksonville's final possession with 12 seconds left to seal the win for the Storm, who move to 5-6 overall and 2-1 in the Southern.

Boltus threw five first half touchdown passes and added another rushing. Boltus' favorite target in the first half was Julius Gregory, who had three touchdown catches and seven total for 80 yards.

The previous Storm high mark for points in a half was 50 against Grand Rapids on May 6, 2005. The Storm's 56 first half points also eclipsed the franchise record for first-half points, 47, established on June 24, 2000, at Grand Rapids.

Tampa Bay's 56 points in the first half is the third highest total scored in a half in Arena Football League history.

The Storm defeated Jacksonville for the second time this season and snapped the Sharks' five-game win streak.

### SCORE BY QUARTERS

	1	2	3	4	SCORE
Jacksonville Sharks	21	21	0	14	56
Tampa Bay Storm	21	35	0	7	63

### SCORING SUMMARY

	PLAY	SCORE
1st	13:13 TBY GREGORY, Julius 30 yd pass from BOLTUS, Jason (PETERSON, Craig kick)	0 - 7
	11:27 JAX JONES, Anthony 30 yd pass from GRADY, Tommy (RAUCH, Julian kick)	7 - 7
	07:12 TBY GREGORY, Julius 5 yd pass from BOLTUS, Jason (PETERSON, Craig kick)	7 - 14
	03:44 JAX ROSS, Derrick 4 yd run (RAUCH, Julian kick)	14 - 14
	03:01 TBY INGS, Kendrick 56 yd kickoff return (PETERSON, Craig kick)	14 - 21
	02:06 JAX HILLS, Joe 9 yd pass from GRADY, Tommy (RAUCH, Julian kick)	21 - 21
2nd	14:56 TBY SAMMONS, Emery 4 yd pass from BOLTUS, Jason (PETERSON, Craig kick)	21 - 28
	14:11 TBY INGS, Kendrick 1 yd net recovery (PETERSON, Craig kick)	21 - 35
	11:49 JAX HILLS, Joe 16 yd pass from GRADY, Tommy (RAUCH, Julian kick)	28 - 35
	08:24 TBY TOLIVER, T.T. 33 yd pass from BOLTUS, Jason (PETERSON, Craig kick)	28 - 42
	05:34 JAX HILLS, Joe 10 yd pass from GRADY, Tommy (RAUCH, Julian kick)	35 - 42
	02:28 TBY GREGORY, Julius 10 yd pass from BOLTUS, Jason (PETERSON, Craig kick)	35 - 49
	00:47 JAX HILLS, Joe 21 yd pass from GRADY, Tommy (RAUCH, Julian kick)	42 - 49
	00:21 TBY BOLTUS, Jason 1 yd run (PETERSON, Craig kick)	42 - 56
4th	12:22 JAX HILLS, Joe 4 yd pass from GRADY, Tommy (RAUCH, Julian kick failed)	48 - 56
	02:42 JAX HILLS, Joe 3 yd pass from GRADY, Tommy (HILLS, Joe pass from GRADY, Tommy)	56 - 56
	00:56 TBY TOLIVER, T.T. 6 yd pass from BOLTUS, Jason (PETERSON, Craig kick)	56 - 63

### TAMPA BAY STORM

RUSHING	NO.	GAIN	LOSS	NET	TD	LG	AVG.
BOLTUS	7	13	0	13	1	6	1.9
HARDRICK	1	1	0	1	0	1	1.0
<b>TOTALS</b>	<b>8</b>	<b>14</b>	<b>0</b>	<b>14</b>	<b>1</b>	<b>6</b>	<b>1.8</b>

PASSING	CMP-ATT-INT	YDS	TD	LONG	SACK
BOLTUS	22-34-2	243	6	33	1
TEAM	0-0-0	-7	0	0	0
<b>TOTALS</b>	<b>22-34-2</b>	<b>236</b>	<b>6</b>	<b>33</b>	<b>1</b>

RECEIVING	NO.	YDS	TD	LG
GREGORY	9	89	3	30
SAMMONS	7	69	1	19
TOLIVER	4	59	2	33
INGS	2	26	0	19
<b>TOTALS</b>	<b>22</b>	<b>243</b>	<b>6</b>	<b>33</b>

ALL RETURNS	NO	YDS	LG	NO	YDS	LG	NO	YDS	LG
INGS	0	0	0	6	157	56	0	0	0
<b>TOTALS</b>	<b>0</b>	<b>0</b>	<b>0</b>	<b>6</b>	<b>157</b>	<b>56</b>	<b>0</b>	<b>0</b>	<b>0</b>

### JACKSONVILLE SHARKS

RUSHING	NO.	GAIN	LOSS	NET	TD	LG	AVG.
ROSS	3	9	0	9	1	4	3.0
<b>TOTALS</b>	<b>3</b>	<b>9</b>	<b>0</b>	<b>9</b>	<b>1</b>	<b>4</b>	<b>3.0</b>

PASSING	CMP-ATT-INT	YDS	TD	LONG	SACK
GRADY	26-46-0	351	7	42	0
<b>TOTALS</b>	<b>26-46-0</b>	<b>351</b>	<b>7</b>	<b>42</b>	<b>0</b>

RECEIVING	NO.	YDS	TD	LG
JONES	12	162	1	30
HILLS	9	126	6	42
HARVEY	5	63	0	24
<b>TOTALS</b>	<b>26</b>	<b>351</b>	<b>7</b>	<b>42</b>

ALL RETURNS	NO	YDS	LG	NO	YDS	LG	NO	YDS	LG
SMITH, TERRANCE	0	0	0	2	8	8	0	0	0
SMITH, CHRIS	0	0	0	0	0	0	1	3	3
JACKSON, ALVIN	0	0	0	0	0	0	1	1	1
REID, GREG	0	0	0	5	88	38	0	0	0
<b>TOTALS</b>	<b>0</b>	<b>0</b>	<b>0</b>	<b>7</b>	<b>96</b>	<b>38</b>	<b>2</b>	<b>4</b>	<b>3</b>

TAMPA BAY STORM	U	A	TT	TFL/YDS	FF	FR-YDS	INT-YDS	BRUP	BLKD	SK/YDS	QBH
PHILLIPS	13	-	13.0	-	-	-	-	6	-	-	-
HILL	3	2	4.0	-	-	-	-	-	-	-	-
ADDISON	3	-	3.0	-	-	-	-	2	-	-	-
SHELLEY	2	-	2.0	-	-	-	-	2	-	-	-
INGS	2	-	2.0	-	-	1-1	-	-	-	-	-
PETERSON	2	-	2.0	-	-	-	-	-	-	-	-
SAMMONS	1	1	1.5	-	-	-	-	-	-	-	-
DAWKINS	1	-	1.0	-	-	-	-	-	-	-	-
GREGORY	1	-	1.0	-	-	-	-	-	-	-	-
MOORE	1	-	1.0	-	-	-	-	-	-	-	-
FORTE	-	1	0.5	-	-	-	-	-	-	-	-
CLEBERT	-	-	-	-	-	-	-	-	-	-	4

### FIELD GOAL ATTEMPTS

None

JACKSONVILLE SHARKS	U	A	TT	TFL/YDS	FF	FR-YDS	INT-YDS	BRUP	BLKD	SK/YDS	QBH
REID	5	-	5.0	-	-	-	-	-	-	-	-
SMITH	5	-	5.0	-	-	-	-	1	-	-	-
JACKSON	3	2	4.0	-	-	-	1-1	-	-	-	-
SMITH	3	1	3.5	-	-	-	1-3	1	-	-	-
TURNER	3	-	3.0	1.0/7	-	-	-	-	-	1.0/7	-
HOLMAN	2	1	2.5	-	-	-	-	-	-	-	1
HARVEY	2	-	2.0	-	-	-	-	-	-	-	-
BREWER	2	-	2.0	-	-	-	-	-	-	-	-
BERRY	1	1	1.5	-	-	-	-	-	-	-	-
TURNER	1	-	1.0	-	-	-	-	-	-	-	2
JEAN-BAPTISTE	-	1	0.5	-	-	-	-	-	-	-	-
SYKES	-	-	-	-	-	-	-	-	-	-	1

### FIELD GOAL ATTEMPTS

None

## TEAM STATS

### TEAM TOTALS

	JAX	TAM
<b>FIRST DOWNS</b>	21	21
Rushing	1	3
Passing	18	14
Penalty	2	4
<b>NET YARDS RUSHING</b>	9	14
Rushing Attempts	3	8
Average Per Rush	3.0	1.8
Rushing Touchdowns	1	1
<b>NET YARDS PASSING</b>	351	236
Completions-Attempts-Int	26-46-0	22-34-2
Average Per Attempt	7.6	6.9
Average Per Completion	13.5	10.7
Passing Touchdowns	7	6
<b>TOTAL OFFENSE YARDS</b>	360	250
Total offense plays	49	43
Average Gain Per Play	7.3	5.8
<b>Fumbles: Number-Lost</b>	1-1	0-0
<b>Penalties: Number-Yards</b>	12-66	9-60
<b>KICKOFFS-YARDS</b>	7-390	9-490
Average Yards Per Kickoff	55.7	54.4
Net Yards Per Kickoff	33.3	43.8
Touchbacks	1	1

### TEAM TOTALS

	JAX	TAM
<b>MFG Returns: Number-Yards-TD</b>	0-0-0	0-0-0
Average Per Return	0.0	0.0
<b>Kickoff returns: Number-Yds-TD</b>	7-96-0	6-157-1
Average Per Return	13.7	26.2
<b>Interceptions: Number-Yds-TD</b>	2-4-0	0-0-0
<b>Fumble Returns: Number-Yds-TD</b>	0-0-0	1-1-1
<b>Miscellaneous Yards</b>	0	0
<b>Possession Time</b>	30:15	29:45
1st Quarter	7:12	7:48
2nd Quarter	6:19	8:41
3rd Quarter	7:37	7:23
4th Quarter	9:07	5:53
<b>Third-Down Conversions</b>	3 of 8	3 of 5
<b>Fourth-Down Conversions</b>	2 of 4	0 of 0
<b>Red-Zone Scores-Chances</b>	5-5	5-7
<b>Sacks By: Number-Yards</b>	1-7	0-0
<b>PAT Kicks</b>	6-7	9-9
2-Point drop-kick PATs	0-0	0-0
<b>Field Goals</b>	0-0	0-0
4-Point drop kick FGs	0-0	0-0
<b>Touchdowns (Rush-Pass-Return)</b>	1-7-0	1-6-2



# 2015 SEASON IN REVIEW

CELEBRATING 25 YEARS OF ARENA FOOTBALL IN TAMPA BAY 

## GAME 12 TAMPA BAY STORM 52, CLEVELAND GLADIATORS 48

TAMPA BAY STORM (6-6) AT CLEVELAND GLADIATORS (7-6)

JUNE 19, 2015 • CLEVELAND, OH • QUICKEN LOANS ARENA • ATT: 10,123



### STORM DEFEAT GLADIATORS, 52-48

**CLEVELAND, OH** - After being on a losing end of so many close games, it felt like the Tampa Bay Storm was due for a successful last-minute comeback.

The Storm got just that tonight against the Cleveland Gladiators, taking home the 52-48 victory off of a Julius Gregory touchdown with just 2.5 seconds to play in the game.

Despite an unbelievable ending, the game started out relatively quiet, as both teams were stopped on their respective opening drives. Tampa Bay would be the one to strike first, as WR Julius Gregory continued to build on an outstanding season by reeling in the Storm's first touchdown catch of the night. The receiver finished the night with nine receptions for 103 yards.

Entering the second quarter with a 7-0 lead, the Gladiators quickly found themselves in a perfect position to tie the game early in the second quarter. However, a miscue by QB Shane Austin resulted in a fumble on Tampa Bay's four-yard line, which was then scooped up by the Storm defense. The offense was able to capitalize, as Boltus found WR Kendrick Ings on a 42-yard touchdown pass and the team's largest lead of the game.

Finding themselves down 14-0, Cleveland began to find their rhythm near the end of the half, scoring three touchdowns in the last eight minutes of the quarter. The Storm was able to keep pace, leading throughout the entirety of the first half and going into halftime with a 24-21 advantage.

The tides began to turn in the second half, with the home team getting the first offensive opportunity and taking their first lead of the game off of an Amarri Jackson touchdown. The former Storm receiver finished the night with seven receptions for 54 yards and two touchdowns, though he posed the biggest threat on kickoff returns, racking up 180 yards in that respect.

Perhaps the biggest issue of the night for the Storm was not mistakes, but missed opportunities. The Storm had the opportunity to go up by 14 points late in the second quarter, but instead were forced to settle for a field goal; there were multiple opportunities for takeaways from Austin, who often had trouble finding his game, but the defense was unable to come up with any of them.

Those missed opportunities ultimately looked like they would be too much to overcome, as the Storm trailed by 11 points with just minutes remaining in the game. T.T. Toliver, who came through in the clutch last week against Jacksonville to put the game away, did the same this week. He made his second touchdown grab of the night with under a minute to play, and following a successful two-point conversion, Tampa Bay was down by three in the waning seconds.

Such a situation forced an onside kick, which was recovered by the Storm. Having a full arsenal of timeouts at their disposal, Tampa Bay worked its way down the field, its final drive completed with a touchdown pass to Julius Gregory who became the hero of the night.

SCORE BY QUARTERS	1	2	3	4	SCORE
Tampa Bay Storm	7	17	6	22	52
Cleveland Gladiators	0	21	13	14	48

SCORING SUMMARY	PLAY	SCORE
1st	02:46 TBY GREGORY, Julius 5 yd pass from BOLTUS, Jason (PETERSON, Craig kick)	7 - 0
2nd	11:31 TBY INGS, Kendrick 42 yd pass from BOLTUS, Jason (PETERSON, Craig kick)	14 - 0
	08:36 CLE JACKSON, Amarri 9 yd pass from AUSTIN, Shane (TREVINO, Adrian kick)	14 - 7
	05:57 TBY TOLIVER, T.T. 10 yd pass from BOLTUS, Jason (PETERSON, Craig kick)	21 - 7
	04:14 CLE AUSTIN, Shane 1 yd run (TREVINO, Adrian kick)	21 - 14
	01:11 TBY PETERSON, Craig 22 yd field goal	24 - 14
	00:25 CLE TAYLOR, Collin 15 yd pass from AUSTIN, Shane (TREVINO, Adrian kick)	24 - 21
3rd	11:07 CLE JACKSON, Amarri 19 yd pass from AUSTIN, Shane (TREVINO, Adrian kick)	24 - 28
	04:13 TBY BOLTUS, Jason 6 yd run (PETERSON, Craig kick failed)	30 - 28
	00:00 CLE PAYNE, Quorey 10 yd pass from AUSTIN, Shane (TREVINO, Adrian kick failed)	30 - 34
4th	10:12 CLE TAYLOR, Collin 12 yd pass from AUSTIN, Shane (TREVINO, Adrian kick)	30 - 41
	09:17 TBY SAMMONS, Emery 45 yd pass from BOLTUS, Jason (PETERSON, Craig kick)	37 - 41
	03:27 CLE PAYNE, Quorey 18 yd pass from AUSTIN, Shane (TREVINO, Adrian kick)	37 - 48
	00:47 TBY TOLIVER, T.T. 2 yd pass from BOLTUS, Jason (GREGORY, J pass from BOLTUS, J)	45 - 48
	00:03 TBY GREGORY, Julius 8 yd pass from BOLTUS, Jason (PETERSON, Craig kick)	52 - 48

TAMPA BAY STORM	RUSHING	NO.	GAIN	LOSS	NET	TD	LG	AVG.
BOLTUS	6	19	0	19	1	11	3.2	
<b>TOTALS</b>	<b>6</b>	<b>19</b>	<b>0</b>	<b>19</b>	<b>1</b>	<b>11</b>	<b>3.2</b>	

PASSING	CMP-ATT-INT	YDS	TD	LONG	SACK
BOLTUS	24-42-2	348	6	45	3
TEAM	0-0-0	-8	0	0	0
<b>TOTALS</b>	<b>24-42-2</b>	<b>340</b>	<b>6</b>	<b>45</b>	<b>3</b>

RECEIVING	NO.	YDS	TD	LG
GREGORY	9	103	2	26
SAMMONS	6	92	1	45
TOLIVER	5	76	2	31
INGS	4	77	1	42
<b>TOTALS</b>	<b>24</b>	<b>348</b>	<b>6</b>	<b>45</b>

ALL RETURNS	----MFG----			---KICKOFFS---			---INTERCEPT---		
	NO	YDS	LG	NO	YDS	LG	NO	YDS	LG
TOLIVER	0	0	0	1	0	0	0	0	0
INGS	0	0	0	3	46	33	0	0	0
<b>TOTALS</b>	<b>0</b>	<b>0</b>	<b>0</b>	<b>4</b>	<b>46</b>	<b>33</b>	<b>0</b>	<b>0</b>	<b>0</b>

CLEVELAND GLADIATORS	RUSHING	NO.	GAIN	LOSS	NET	TD	LG	AVG.
AUSTIN	4	13	0	13	1	11	3.2	
RICHARDSON	2	8	0	8	0	7	4.0	
<b>TOTALS</b>	<b>6</b>	<b>21</b>	<b>0</b>	<b>21</b>	<b>1</b>	<b>11</b>	<b>3.5</b>	

PASSING	CMP-ATT-INT	YDS	TD	LONG	SACK
AUSTIN	21-35-0	229	6	23	1
TEAM	0-0-0	-4	0	0	0
<b>TOTALS</b>	<b>21-35-0</b>	<b>225</b>	<b>6</b>	<b>23</b>	<b>1</b>

RECEIVING	NO.	YDS	TD	LG
TAYLOR	8	95	2	17
JACKSON	7	54	2	19
LEWIS	3	45	0	23
PAYNE	2	28	2	18
COBB	1	7	0	7
<b>TOTALS</b>	<b>21</b>	<b>229</b>	<b>6</b>	<b>23</b>

ALL RETURNS	----MFG----			---KICKOFFS---			---INTERCEPT---		
	NO	YDS	LG	NO	YDS	LG	NO	YDS	LG
JACKSON	0	0	0	8	186	54	0	0	0
SHAW	0	0	0	0	0	1	0	0	0
FLETCHER	0	0	0	0	0	1	0	0	0
<b>TOTALS</b>	<b>0</b>	<b>0</b>	<b>0</b>	<b>8</b>	<b>186</b>	<b>54</b>	<b>2</b>	<b>0</b>	<b>0</b>

TAMPA BAY STORM	U	A	TT	TFL/YDS	FF	FR-YDS	INT-YDS	BRUP	BLKD	SK/YDS	QBH
FANOR	11	5	13.5	0.5/1	.	.	.	2	.	.	.
HARRELL	7	1	7.5	.	.	.	1-16	.	.	.	.
ISSAC	5	5	7.5	.	.	.	.	1	.	.	.
PAYNE	2	7	5.5	.	.	.	.	.	.	.	.
KIRLEW	4	1	4.5	1.5/10	.	.	.	.	.	1.5/10	1
JACKSON	3	1	3.5	.	.	.	.	.	.	.	1
GRANT	2	2	3.0	2.0/7	.	.	.	.	.	0.5/4	.
DIX	2	.	2.0	.	.	.	.	.	.	.	.
LINDSEY	1	1	1.5	.	.	.	.	.	.	.	.
DUHART	1	1	1.5	.	.	.	.	.	.	.	1
TOLIVER	1	.	1.0	.	.	.	.	.	.	.	.
MCCULLOUGH	1	.	1.0	.	.	.	.	.	.	.	.

#### FIELD GOAL ATTEMPTS

None

CLEVELAND GLADIATORS	U	A	TT	TFL/YDS	FF	FR-YDS	INT-YDS	BRUP	BLKD	SK/YDS	QBH
JONES	6	4	8.0	.	.	.	.	2	.	.	.
PHINISEE	4	3	5.5	.	.	.	.	1	.	.	.
SHAW	3	5	5.5	.	.	.	1-0	1	.	.	.
TAYLOR	2	.	2.0	.	.	.	.	.	.	.	.
HOLDERMAN	1	2	2.0	.	.	.	.	.	.	.	.
COLLING	1	2	2.0	1.5/6	.	.	.	.	.	1.5/6	1
FLETCHER	1	2	2.0	.	.	.	1-0	1	.	.	.
MCGINNIS	1	2	2.0	1.5/2	.	.	.	.	.	1.5/2	1
PAYNE	1	.	1.0	.	.	.	.	.	.	.	.
ALSTON	.	1	0.5	.	.	.	.	.	.	.	2
DEGRATE	.	1	0.5	.	.	.	.	.	.	.	.

#### FIELD GOAL ATTEMPTS

None

## TEAM STATS

TEAM TOTALS	TAM	CLE
<b>FIRST DOWNS</b>	23	22
Rushing	2	3
Passing	16	14
Penalty	5	5
<b>NET YARDS RUSHING</b>	19	21
Rushing Attempts	6	6
Average Per Rush	3.2	3.5
Rushing Touchdowns	1	1
<b>NET YARDS PASSING</b>	340	225
Completions-Attempts-Int	24-42-2	21-35-0
Average Per Attempt	8.1	6.4
Average Per Completion	14.2	10.7
Passing Touchdowns	6	6
<b>TOTAL OFFENSE YARDS</b>	359	246
Total offense plays	51	42
Average Gain Per Play	7.0	5.9
Fumbles: Number-Lost	0-0	1-1
Penalties: Number-Yards	11-68	7-48
<b>KICKOFFS-YARDS</b>	8-442	7-390
Average Yards Per Kickoff	55.2	55.7
Net Yards Per Kickoff	32.0	49.1
Touchbacks	0	4

TEAM TOTALS	TAM	CLE
<b>MFG Returns: Number-Yards-TD</b>	0-0-0	0-0-0
Average Per Return	0.0	0.0
<b>Kickoff returns: Number-Yds-TD</b>	4-46-0	8-186-0
Average Per Return	11.5	23.2
<b>Interceptions: Number-Yds-TD</b>	0-0-0	2-0-0
<b>Fumble Returns: Number-Yds-TD</b>	0-0-0	0-0-0
<b>Miscellaneous Yards</b>	0	0
<b>Possession Time</b>	30:12	29:42
1st Quarter	8:05	6:55
2nd Quarter	8:57	6:03
3rd Quarter	6:59	8:01
4th Quarter	6:11	8:43
<b>Third-Down Conversions</b>	6 of 12	2 of 5
<b>Fourth-Down Conversions</b>	0 of 1	2 of 3
<b>Red-Zone Scores-Chances</b>	5-7	2-3
<b>Sacks By: Number-Yards</b>	1-4	3-8
<b>PAT Kicks</b>	5-6	6-7
2-Point drop-kick PATs	0-0	0-0
<b>Field Goals</b>	1-1	0-0
4-Point drop kick FGs	0-0	0-0
<b>Touchdowns (Rush-Pass-Return)</b>	1-6-0	1-6-0

# 2015 SEASON IN REVIEW

CELEBRATING 25 YEARS OF ARENA FOOTBALL IN TAMPA BAY



## GAME 13 TAMPA BAY STORM 42, PHILADELPHIA SOUL 64

TAMPA BAY STORM (6-7) AT PHILADELPHIA SOUL (12-2)

JUNE 26, 2015 • PHILADELPHIA, PA • WELLS FARGO CENTER • ATT: 8,214



### STORM FALL TO SOUL, 64-42

**PHILADELPHIA, PA** - Given the opportunity for a rematch with the team that handed them their worst loss in franchise history, the Tampa Bay Storm entered tonight's match with one thing on their mind: redemption.

Although the Storm would not get the ultimate redemption they were seeking as they fell 64-42 at Wells Fargo Center in Philadelphia, the team was able to show that they're much improved from a month ago.

Tampa Bay dominated the first half, opening the scoring on a 34-yard touchdown pass from QB Jason Boltus to WR Phillip Barnett. Philadelphia's following drive appeared to be stopped by the Storm defense on 4th and 10, but a penalty for illegal formation gave the Soul new life and would eventually lead to a tied game.

The visiting team would put up back-to-back scoring drives to give them a considerable 21-7 advantage, but that lead would be cut into before the end of the half. Still, the Storm defense can be credited with maintaining a seven-point lead going into halftime, holding the Soul to a failed field goal attempt in the final seconds of the second quarter.

With the exception of T.T. Toliver, no Storm receiver had more than one reception during the first half, however, each of those receptions was for a touchdown. Despite the lead,

it was evident that Tampa Bay's offense was struggling, as Jason Boltus was just 5-for-14 during the first half.

He would finish the game completing 12-of-29 passes for 214 yards and five touchdowns, his favorite target being WR Kendrick Ings, who caught four passes for 85 yards and two touchdowns.

The Storm's difficulty in stopping the home team during the third quarter carried over from last week. The Soul strung together three unanswered scoring drives to take their first lead of the night, 30-28, near the midway point of the quarter. Philadelphia would maintain that lead for the rest of the night, with Tampa Bay only getting as close as an eight-point deficit from that point on.

Defense was a critical issue, as the unit failed to carry over momentum from the first half into the rest of the game. After holding the Soul to just two touchdowns through 30 minutes, Tampa Bay conceded 50 points in the final two quarters. Philadelphia's offense was unrelenting, as QB Dan Raudabaugh completed 22-of-38 passes for 268 yards and seven touchdowns. WR Marco Thomas led all receivers with 10 receptions for 116 yards and three touchdowns.

#### SCORE BY QUARTERS

	1	2	3	4	SCORE
Tampa Bay Storm	14	7	7	14	42
Philadelphia Soul	7	7	23	27	64

#### SCORING SUMMARY

	PLAY	SCORE
1st	10:44 TBY BARNETT, Philli 34 yd pass from BOLTUS, Jason (PETERSON, Craig kick)	7 - 0
	05:05 PHI SMITH, Adam 12 yd pass from RAUDABAUGH, Dan (FREVERT, Tommy kick)	7 - 7
	01:21 TBY INGS, Kendrick 21 yd pass from BOLTUS, Jason (PETERSON, Craig kick)	14 - 7
2nd	11:23 TBY GREGORY, Julius 29 yd pass from BOLTUS, Jason (PETERSON, Craig kick)	21 - 7
	08:27 PHI BINFORD, Harvey 34 yd pass from RAUDABAUGH, Dan (FREVERT, Tommy kick)	21 - 14
3rd	12:31 PHI MCDANIEL, Ryan 2 yd pass from RAUDABAUGH, Dan (FREVERT, Tommy kick)	21 - 21
	10:41 PHI ROBINSON, Bryan safety	21 - 23
	05:15 PHI OUTLAW, Lonnie 9 yd pass from RAUDABAUGH, Dan (FREVERT, Tommy kick)	21 - 30
	02:14 TBY GREGORY, Julius 14 yd pass from BOLTUS, Jason (PETERSON, Craig kick)	28 - 30
	00:13 PHI THOMAS, Marco 45 yd pass from RAUDABAUGH, Dan (FREVERT, Tommy kick)	28 - 37
4th	10:18 PHI THOMAS, Marco 9 yd pass from RAUDABAUGH, Dan (FREVERT, Tommy kick)	28 - 44
	05:02 TBY BOLTUS, Jason 1 yd run (GREGORY, Julius pass from BOLTUS, Jason)	36 - 44
	03:12 PHI THOMAS, Marco 6 yd pass from RAUDABAUGH, Dan (FREVERT, Tommy kick)	36 - 51
	00:48 PHI ROBINSON, Bryan 34 yd fumble recovery (FREVERT, Tommy kick failed)	36 - 57
	00:30 TBY INGS, Kendrick 25 yd pass from BOLTUS, Jason (BOLTUS, Jason pass intcpt)	42 - 57
	00:21 PHI SMITH, Adam 6 yd pass from RAUDABAUGH, Dan (FREVERT, Tommy kick)	42 - 64

#### TAMPA BAY STORM

RUSHING	NO.	GAIN	LOSS	NET	TD	LG	AVG.
BOLTUS	4	16	0	16	1	11	4.0
TOLIVER	1	1	0	1	0	1	1.0
HARDRICK	1	0	3	-3	0	0	-3.0
<b>TOTALS</b>	<b>6</b>	<b>17</b>	<b>3</b>	<b>14</b>	<b>1</b>	<b>11</b>	<b>2.3</b>

#### PASSING

CMP-ATT-INT	YDS	TD	LONG	SACK
BOLTUS 14-31-1	253	5	34	4
TEAM 0-0-0	-20	0	0	0
<b>TOTALS</b> 14-31-1	<b>233</b>	<b>5</b>	<b>34</b>	<b>4</b>

#### RECEIVING

NO.	YDS	TD	LG
INGS	4	85	30
BARNETT	3	56	1
SAMMONS	3	55	0
GREGORY	2	43	2
TOLIVER	2	14	0
<b>TOTALS</b>	<b>14</b>	<b>253</b>	<b>5</b>

----MFG----			---KICKOFFS---			---INTERCEPT---			
ALL RETURNS	NO	YDS	LG	NO	YDS	LG	NO	YDS	LG
INGS	1	38	38	5	50	21	0	0	0
<b>TOTALS</b>	<b>1</b>	<b>38</b>	<b>38</b>	<b>5</b>	<b>50</b>	<b>21</b>	<b>0</b>	<b>0</b>	<b>0</b>

#### PHILADELPHIA SOUL

RUSHING	NO.	GAIN	LOSS	NET	TD	LG	AVG.
TAGGART	4	17	0	17	0	6	4.2
MCDANIEL	1	0	0	0	0	0	0.0
<b>TOTALS</b>	<b>5</b>	<b>17</b>	<b>0</b>	<b>17</b>	<b>0</b>	<b>6</b>	<b>3.4</b>

#### PASSING

CMP-ATT-INT	YDS	TD	LONG	SACK
RAUDABAUGH 23-39-0	274	8	45	0
<b>TOTALS</b> 23-39-0	<b>274</b>	<b>8</b>	<b>45</b>	<b>0</b>

#### RECEIVING

NO.	YDS	TD	LG
THOMAS	10	116	3
MCDANIEL	6	74	1
BINFORD	3	46	1
SMITH	2	18	2
TAGGART	1	11	0
OUTLAW	1	9	1
<b>TOTALS</b>	<b>23</b>	<b>274</b>	<b>8</b>

----MFG----			---KICKOFFS---			---INTERCEPT---			
ALL RETURNS	NO	YDS	LG	NO	YDS	LG	NO	YDS	LG
ROMAIN	0	0	0	4	38	19	0	0	0
RICHARDSON	0	0	0	0	0	0	1	0	0
<b>TOTALS</b>	<b>0</b>	<b>0</b>	<b>0</b>	<b>4</b>	<b>38</b>	<b>19</b>	<b>1</b>	<b>0</b>	<b>0</b>

TAMPA BAY STORM	U	A	TT	TFL/YDS	FF	FR-YDS	INT-YDS	BRUP	BLKD	SK/YDS	QBH
PHILLIPS	6	1	6.5	-	-	-	-	2	-	-	-
BURDEN	6	-	6.0	-	-	-	-	-	-	-	-
SAMMONS	2	1	2.5	-	-	-	-	-	-	-	-
HILL	2	1	2.5	-	-	-	-	-	-	-	-
SESAY	2	-	2.0	-	-	-	-	-	-	-	-
GREGORY	2	-	2.0	-	-	-	-	1	-	-	-
INGS	1	1	1.5	-	-	-	-	-	-	-	-
JACKSON	1	-	1.0	-	-	-	-	-	-	-	-
DAWKINS	1	-	1.0	-	-	-	-	-	-	-	-
FORTE	-	-	-	-	-	-	-	1	-	-	-
SHELLEY	-	-	-	-	-	-	-	1	-	-	-

#### FIELD GOAL ATTEMPTS

None

PHILADELPHIA SOUL	U	A	TT	TFL/YDS	FF	FR-YDS	INT-YDS	BRUP	BLKD	SK/YDS	QBH
GOOSBY	3	2	4.0	-	-	-	-	-	-	-	-
ROMAIN	3	1	3.5	-	-	-	-	3	-	-	-
STEVENSON	3	-	3.0	-	-	-	-	-	-	-	-
JENNINGS	1	3	2.5	2.5/10	1	-	-	-	-	2.0/8	-
HOLLIS	2	-	2.0	-	-	-	-	-	-	-	-
ROBINSON	2	-	2.0	1.0/8	-	1-34	-	-	-	1.0/8	-
METZ	1	1	1.5	0.5/2	-	-	-	-	-	0.5/2	-
SMITH	1	-	1.0	-	-	-	-	-	-	-	-
RICHARDSON	1	-	1.0	-	-	-	1-0	-	-	-	-
BINFORD	1	-	1.0	-	-	-	-	-	-	-	-
SCOTT	-	2	1.0	0.5/1	-	-	-	-	-	-	-
LAWRENCE	-	1	0.5	0.5/2	-	-	-	1	-	0.5/2	-

#### FIELD GOAL ATTEMPTS

FREVERT, Tommy 2nd 00:00 38 yards Returned

## TEAM STATS

TEAM TOTALS	TAM	PHI
<b>FIRST DOWNS</b>	17	20
Rushing	3	2
Passing	10	17
Penalty	4	1
<b>NET YARDS RUSHING</b>	14	17
Rushing Attempts	6	5
Average Per Rush	2.3	3.4
Rushing Touchdowns	1	0
<b>NET YARDS PASSING</b>	233	274
Completions-Attempts-Int	14-31-1	23-39-0
Average Per Attempt	7.5	7.0
Average Per Completion	16.6	11.9
Passing Touchdowns	5	8
<b>TOTAL OFFENSE YARDS</b>	247	291
Total offense plays	41	44
Average Gain Per Play	6.0	6.6
Fumbles: Number-Lost	1-1	0-0
Penalties: Number-Yards	4-31	8-48
<b>KICKOFFS-YARDS</b>	6-327	8-452
Average Yards Per Kickoff	54.5	56.5
Net Yards Per Kickoff	48.2	50.2
Touchbacks	3	5

TEAM TOTALS	TAM	PHI
<b>MFG Returns: Number-Yards-TD</b>	1-38-0	0-0-0
Average Per Return	38.0	0.0
<b>Kickoff returns: Number-Yds-TD</b>	5-50-0	4-38-0
Average Per Return	10.0	9.5
<b>Interceptions: Number-Yds-TD</b>	0-0-0	1-0-0
<b>Fumble Returns: Number-Yds-TD</b>	0-0-0	1-34-1
<b>Miscellaneous Yards</b>	0	0
<b>Possession Time</b>	27:48	32:12
1st Quarter	8:46	6:14
2nd Quarter	5:41	9:19
3rd Quarter	4:25	10:35
4th Quarter	8:56	6:04
<b>Third-Down Conversions</b>	1 of 5	3 of 6
<b>Fourth-Down Conversions</b>	3 of 4	2 of 3
<b>Red-Zone Scores-Chances</b>	1-3	5-5
<b>Sacks By: Number-Yards</b>	0-0	4-20
<b>PAT Kicks</b>	4-4	8-9
2-Point drop-kick PATs	0-0	0-0
<b>Field Goals</b>	0-0	0-1
4-Point drop kick FGs	0-0	0-0
<b>Touchdowns (Rush-Pass-Return)</b>	1-5-0	0-8-1

# 2015 SEASON IN REVIEW

CELEBRATING 25 YEARS OF ARENA FOOTBALL IN TAMPA BAY 

## GAME 14 ORLANDO PREDATORS 69, TAMPA BAY STORM 62

ORLANDO PREDATORS (9-6) AT TAMPA BAY STORM (6-8)

JULY 11, 2015 • TAMPA, FL • AMALIE ARENA • ATT: 15,835



### STORM FALLS TO ORLANDO, 69-62

TAMPA, FL - Orlando quarterback Randy Hippeard kept up his magic leading the Predators over his former team the Tampa Bay Storm, 69-62, on Saturday at the AMALIE Arena. A season-high crowd of 15,835 looked on to another War on I-4 battle.

The win solidifies the Predators (9-6, 3-1) hold on first place in the American Conference South Division while the Storm fell to 6-8 on the season.

Hippeard, the Russell Athletic Offensive Player of the Game, finished with 346 yards on 24-of-33 passing and seven touchdowns. He came into the game with a 76 percent completion rate and was 12-of-13 for 193 yards and four TDs in the first half alone.

T.T. Toliver led the Storm, grabbing 10 passes for 174 yards and four touchdowns. Boltus, who a year ago played in Orlando, was 25-38 for 363 yards and six scores.

SCORE BY QUARTERS	1	2	3	4	SCORE
Orlando Predators	19	21	7	22	69
Tampa Bay Storm	14	26	13	9	62

SCORING SUMMARY		PLAY		SCORE
1st	13:10	TBY	BOLTUS, Jason 1 yd run (PETERSON, Craig kick)	0 - 7
	11:26	ORL	THOMPkins, Kend 31 yd pass from HIPPEARD, Randy (LEWIS, Mark kick)	7 - 7
	10:44	TBY	INGS, Kendrick 56 yd kickoff return (PETERSON, Craig kick)	7 - 14
	09:00	ORL	THOMPkins, Bran 45 yd pass from HIPPEARD, Randy (LEWIS, Mark kick failed)	13 - 14
	03:33	ORL	BRACKINS, Larry 4 yd pass from HIPPEARD, Randy (HIPPEARD, Randy pass failed)	19 - 14
2nd	14:33	TBY	TOLIVER, T.T. 27 yd pass from BOLTUS, Jason (PETERSON, Craig kick)	19 - 21
	11:07	ORL	THOMPkins, Bran 1 yd run (LEWIS, Mark kick)	26 - 21
	09:43	TBY	TOLIVER, T.T. 36 yd pass from BOLTUS, Jason (PETERSON, Craig kick)	26 - 28
	06:25	ORL	SIMONS, Michael 1 yd run (LEWIS, Mark kick)	33 - 28
	02:41	TBY	TOLIVER, T.T. 14 yd pass from BOLTUS, Jason (PETERSON, Craig kick failed)	33 - 34
	00:48	ORL	THOMPkins, Bran 18 yd pass from HIPPEARD, Randy (LEWIS, Mark kick)	40 - 34
	00:37	TBY	TOLIVER, T.T. 13 yd pass from BOLTUS, Jason (PETERSON, Craig kick failed)	40 - 40
3rd	11:16	ORL	CAVE, Ryan 11 yd pass from HIPPEARD, Randy (LEWIS, Mark kick)	47 - 40
	06:19	TBY	SAMMONS, Emery 18 yd pass from BOLTUS, Jason (PETERSON, Craig kick blockd)	47 - 46
	01:16	TBY	GREGORY, Julius 10 yd pass from BOLTUS, Jason (PETERSON, Craig kick)	47 - 53
4th	11:22	ORL	BRACKINS, Larry 10 yd pass from HIPPEARD, Randy (LEWIS, Mark kick)	54 - 53
	04:25	TBY	PETERSON, Craig 26 yd field goal	54 - 56
	03:25	ORL	BROWN, LaMark 41 yd pass from HIPPEARD, Randy (LEWIS, Mark kick)	61 - 56
	00:42	TBY	BOLTUS, Jason 1 yd run (TOLIVER, T.T. pass failed)	61 - 62
	00:20	ORL	SIMONS, Michael 5 yd run (HIPPEARD, Randy rush)	69 - 62

TAMPA BAY STORM							
RUSHING	NO.	GAIN	LOSS	NET	TD	LG	AVG.
BOLTUS	8	5	0	5	2	3	0.6
SAMMONS	2	1	0	1	0	1	0.5
<b>TOTALS</b>	<b>10</b>	<b>6</b>	<b>0</b>	<b>6</b>	<b>2</b>	<b>3</b>	<b>0.6</b>

PASSING							
	CMP	ATT	INT	YDS	TD	LONG	SACK
BOLTUS	25-38-1	363	6	40	1		
TEAM	0-0-0	-6	0	0	0		
<b>TOTALS</b>	<b>25-38-1</b>	<b>357</b>	<b>6</b>	<b>40</b>	<b>1</b>		

RECEIVING				
	NO.	YDS	TD	LG
TOLIVER	10	174	4	36
GREGORY	9	74	1	11
SAMMONS	5	108	1	40
INGS	1	7	0	7
<b>TOTALS</b>	<b>25</b>	<b>363</b>	<b>6</b>	<b>40</b>

[----MFG----]			[---KICKOFFS---			[---INTERCEPT---			
ALL RETURNS	NO	YDS	LG	NO	YDS	LG	NO	YDS	LG
INGS	0	0	0	8	122	56	0	0	0
<b>TOTALS</b>	<b>0</b>	<b>0</b>	<b>0</b>	<b>8</b>	<b>122</b>	<b>56</b>	<b>0</b>	<b>0</b>	<b>0</b>

ORLANDO PREDATORS							
RUSHING	NO.	GAIN	LOSS	NET	TD	LG	AVG.
THOMPkins	2	14	0	14	1	13	7.0
HIPPEARD	1	13	0	13	0	13	13.0
SIMONS	2	6	0	6	2	5	3.0
BRACKINS	1	3	0	3	0	3	3.0
<b>TOTALS</b>	<b>6</b>	<b>36</b>	<b>0</b>	<b>36</b>	<b>3</b>	<b>13</b>	<b>6.0</b>

PASSING							
	CMP	ATT	INT	YDS	TD	LONG	SACK
HIPPEARD	24-33-0	346	7	45	1		
TEAM	0-0-0	-8	0	0	0		
<b>TOTALS</b>	<b>24-33-0</b>	<b>338</b>	<b>7</b>	<b>45</b>	<b>1</b>		

RECEIVING				
	NO.	YDS	TD	LG
THOMPkins	7	87	1	31
BROWN	5	95	1	41
THOMPkins	5	87	2	45
BRACKINS	5	54	2	15
SIMONS	1	12	0	12
CAVE	1	11	1	11
<b>TOTALS</b>	<b>24</b>	<b>346</b>	<b>7</b>	<b>45</b>

[----MFG----]			[---KICKOFFS---			[---INTERCEPT---			
ALL RETURNS	NO	YDS	LG	NO	YDS	LG	NO	YDS	LG
THOMPkins	0	0	0	10	181	32	0	0	0
MOORE	0	0	0	0	0	0	1	0	0
<b>TOTALS</b>	<b>0</b>	<b>0</b>	<b>0</b>	<b>10</b>	<b>181</b>	<b>32</b>	<b>1</b>	<b>0</b>	<b>0</b>

TAMPA BAY STORM	U	A	TT	TFL/YDS	FF	FR-YDS	INT-YDS	BRUP	BLKD	SK/YDS	QBH
PHILLIPS	6	1	6.5					3			
WILLIAMS	5	1	5.5		1			1			
HARRELL	5		5.0			1-0					
SHELLEY	5		5.0								
PETERSON	3	1	3.5								
FORTE	1		1.0								1
DAWKINS	1		1.0	1.0/8	1	1-0				1.0/8	3
OSSAI	1		1.0								
HENDRIX	1		1.0								
JACKSON	1		1.0								
BARNETT		1	0.5								
CLEBERT											1

#### FIELD GOAL ATTEMPTS

PETERSON, Craig 4th 04:25 26 yards Good

ORLANDO PREDATORS	U	A	TT	TFL/YDS	FF	FR-YDS	INT-YDS	BRUP	BLKD	SK/YDS	QBH
ISSAC	8	2	9.0					1			
IKNER	7	1	7.5					2			
WILLIAMS	5	1	5.5	2.0/12	1					1.0/6	1
MOORE	4	2	5.0				1-0				
FANCE	2	2	3.0					1			
TAYLOR	2		2.0					1			
BROWN	2		2.0						1		1
BROWN	2		2.0								
MAXWELL	1		1.0								
STEPHENS	1		1.0								
CAVE	1		1.0								

#### FIELD GOAL ATTEMPTS

None

## TEAM STATS

TEAM TOTALS	ORL	TAM
<b>FIRST DOWNS</b>	23	21
Rushing	5	3
Passing	16	15
Penalty	2	3
<b>NET YARDS RUSHING</b>	36	6
Rushing Attempts	6	10
Average Per Rush	6.0	0.6
Rushing Touchdowns	3	2
<b>NET YARDS PASSING</b>	338	357
Completions-Attempts-Int	24-33-0	25-38-1
Average Per Attempt	10.2	9.4
Average Per Completion	14.1	14.3
Passing Touchdowns	7	6
<b>TOTAL OFFENSE YARDS</b>	374	363
Total offense plays	40	49
Average Gain Per Play	9.4	7.4
<b>Fumbles: Number-Lost</b>	2-2	2-0
<b>Penalties: Number-Yards</b>	7-57	8-50
<b>KICKOFFS-YARDS</b>	9-498	11-614
Average Yards Per Kickoff	55.3	55.8
Net Yards Per Kickoff	41.8	39.4
Touchbacks	2	1

TEAM TOTALS	ORL	TAM
<b>MFG Returns: Number-Yards-TD</b>	0-0-0	0-0-0
Average Per Return	0.0	0.0
<b>Kickoff returns: Number-Yds-TD</b>	10-181-0	8-122-1
Average Per Return	18.1	15.2
<b>Interceptions: Number-Yds-TD</b>	1-0-0	0-0-0
<b>Fumble Returns: Number-Yds-TD</b>	0-0-0	0-0-0
<b>Miscellaneous Yards</b>	4	0
<b>Possession Time</b>	27:13	32:47
1st Quarter	6:08	8:52
2nd Quarter	7:50	7:10
3rd Quarter	8:26	6:34
4th Quarter	4:49	10:11
<b>Third-Down Conversions</b>	1 of 3	4 of 9
<b>Fourth-Down Conversions</b>	0 of 2	2 of 3
<b>Red-Zone Scores-Chances</b>	4-4	3-4
<b>Sacks By: Number-Yards</b>	1-6	1-8
<b>PAT Kicks</b>	7-8	5-8
2-Point drop-kick PATs	0-0	0-0
<b>Field Goals</b>	0-0	1-1
4-Point drop kick FGs	0-0	0-0
<b>Touchdowns (Rush-Pass-Return)</b>	3-7-0	2-6-1

# 2015 SEASON IN REVIEW

CELEBRATING 25 YEARS OF ARENA FOOTBALL IN TAMPA BAY 

## GAME 15 TAMPA BAY STORM 53, NEW ORLEANS VOODOO 65

TAMPA BAY STORM (6-9) AT NEW ORLEANS VOODOO (3-12)

JULY 18, 2015 • NEW ORLEANS, LA • SMOOTHIE KING CENTER • ATT: 5,887



### STORM FALL TO VOODOO, 65-53

**NEW ORLEANS, LA** - It seemed that everything had been set up to go the Tampa Bay Storm's way. However, the New Orleans VooDoo had different plans.

With a loss by the Cleveland Gladiators earlier in the evening, the Storm was presented with the perfect opportunity to gain ground in the American Conference playoff race. But 27-straight points by New Orleans in the 3rd quarter would prove too much to overcome, and the Storm fell 65-53 to the VooDoo at the Smoothie King Center in New Orleans.

Similar to many of their other games, the Storm dominated the majority of the first half. The first three plays of the game saw Tampa Bay put up two touchdowns, a 41-yard pass to WR Julius Gregory and a kickoff live ball recovery by WR T.T. Toliver respectively. Rookie WR Phillip Barnett also played a huge factor in this successful start, and he led all receivers with 10 catches for 70 yards and two touchdowns.

It was the start most expected from this game, with the VooDoo entering this match with a 2-12 record and the Storm in the thick of the 2015 playoff race. Despite being underdogs, New Orleans certainly had every reason to play for pride.

Facing the possibility that tonight's match could be the last home game in New Orleans for the franchise, the VooDoo certainly played with the heart of a team with more than two wins under its belt. That effort began to show itself towards the end of the first half, but became unrelenting at the start of the third quarter.

Starting out the second half with the ball, New Orleans quickly capitalized on the opportunity to take its first lead of the game. That would begin a series of plays which lead to 27 unanswered points for the VooDoo, while Tampa Bay could only find the end zone once throughout the entirety of the third quarter.

The Storm would get only as close as to within 11 points of the VooDoo, but any last-minute attempts at a comeback would be stifled. A bright spot within these final minutes would be WR Tristan Purifoy, who was signed last week and caught his first touchdown in a Storm uniform for the final score in this game.

This was New Orleans' first win since May 2nd vs. the Spokane Shock, and Lawrence Samuels' first-ever loss to the VooDoo as head coach of the Storm.

With three games remaining on the schedule, Tampa Bay will have to play with a must-win mentality in every single match. Although the Storm has a game in hand on the Gladiators, this loss to New Orleans guarantees that they will need Cleveland to lose at least one of its final two games in order to claim the final playoff spot.

SCORE BY QUARTERS	1	2	3	4	SCORE
Tampa Bay Storm	21	7	7	18	53
New Orleans VooDoo	7	17	20	21	65

SCORING SUMMARY		PLAY		SCORE
1st	13:25	TBY	GREGORY, Julius 41 yd pass from BOLTUS, Jason (PETERSON, Craig kick)	7 - 0
	12:27	TBY	TOLIVER, T.T. 0 yd fumble recovery (PETERSON, Craig kick)	14 - 0
	11:30	NOV	JACKSON, Roger 32 yd pass from KENNEDY, Adam (STEVENS, T.C. kick)	14 - 7
	05:30	TBY	BARNETT, Philli 9 yd pass from BOLTUS, Jason (PETERSON, Craig kick)	21 - 7
2nd	13:19	NOV	STEVENS, T.C. 17 yd field goal	21 - 10
	09:56	NOV	KENNEDY, Adam 1 yd run (STEVENS, T.C. kick)	21 - 17
	03:50	TBY	BARNETT, Philli 2 yd pass from BOLTUS, Jason (PETERSON, Craig kick)	28 - 17
	02:18	NOV	DUVALT, Chris 42 yd pass from KENNEDY, Adam (STEVENS, T.C. kick)	28 - 24
3rd	14:00	NOV	JACKSON, Roger 35 yd pass from KENNEDY, Adam (STEVENS, T.C. kick blockd)	28 - 30
	06:11	NOV	LESTER, Johnny 22 yd pass from KENNEDY, Adam (STEVENS, T.C. kick)	28 - 37
	03:15	NOV	KENNEDY, Adam 3 yd run (STEVENS, T.C. kick)	28 - 44
	00:30	TBY	GREGORY, Julius 14 yd pass from BOLTUS, Jason (PETERSON, Craig kick)	35 - 44
4th	14:20	NOV	JACKSON, Roger 45 yd pass from KENNEDY, Adam (STEVENS, T.C. kick)	35 - 51
	08:40	TBY	TOLIVER, T.T. 7 yd pass from BOLTUS, Jason (BOLTUS, Jason pass failed)	41 - 51
	04:12	NOV	LESTER, Johnny 1 yd run (STEVENS, T.C. kick)	41 - 58
	00:55	TBY	TOLIVER, T.T. 5 yd pass from BOLTUS, Jason (BOLTUS, Jason pass failed)	47 - 58
	00:46	NOV	FALLS, Roosevelt 1 yd run (STEVENS, T.C. kick)	47 - 65
	00:03	TBY	PURIFOY, Trista 4 yd pass from BOLTUS, Jason (BOLTUS, Jason pass failed)	53 - 65

TAMPA BAY STORM									
RUSHING	NO.	GAIN	LOSS	NET	TD	LG	AVG.		
BOLTUS	6	33	0	33	0	14	5.5		
HARDRICK	3	3	1	2	0	3	0.7		
<b>TOTALS</b>	<b>9</b>	<b>36</b>	<b>1</b>	<b>35</b>	<b>0</b>	<b>14</b>	<b>3.9</b>		

PASSING							
BOLTUS	CMP	ATT	INT	YDS	TD	LONG	SACK
BOLTUS	31	44	0	306	7	41	2
TEAM	0	0	0	-5	0	0	0
<b>TOTALS</b>	<b>31</b>	<b>44</b>	<b>0</b>	<b>301</b>	<b>7</b>	<b>41</b>	<b>2</b>

RECEIVING				
NO.	YDS	TD	LG	
BARNETT	10	70	2	9
GREGORY	8	97	2	41
TOLIVER	7	59	2	26
SAMMONS	5	76	0	40
PURIFOY	1	4	1	4
<b>TOTALS</b>	<b>31</b>	<b>306</b>	<b>7</b>	<b>41</b>

ALL RETURNS								
----MFG----			----KICKOFFS----			----INTERCEPT----		
NO	YDS	LG	NO	YDS	LG	NO	YDS	LG
SAMMONS	0	0	0	8	118	22	0	0
<b>TOTALS</b>	<b>0</b>	<b>0</b>	<b>0</b>	<b>8</b>	<b>118</b>	<b>22</b>	<b>0</b>	<b>0</b>

NEW ORLEANS VOODOO									
RUSHING	NO.	GAIN	LOSS	NET	TD	LG	AVG.		
KENNEDY	6	21	0	21	2	11	3.5		
FALLS	6	9	2	7	1	3	1.2		
LESTER	1	1	0	1	1	1	1.0		
<b>TOTALS</b>	<b>13</b>	<b>31</b>	<b>2</b>	<b>29</b>	<b>4</b>	<b>11</b>	<b>2.2</b>		

PASSING							
KENNEDY	CMP	ATT	INT	YDS	TD	LONG	SACK
KENNEDY	12	19	0	241	5	45	0
<b>TOTALS</b>	<b>12</b>	<b>19</b>	<b>0</b>	<b>241</b>	<b>5</b>	<b>45</b>	<b>0</b>

RECEIVING				
NO.	YDS	TD	LG	
JACKSON	4	123	3	45
DUVALT	4	67	1	42
LESTER	3	46	1	22
MICCLAIN	1	5	0	5
<b>TOTALS</b>	<b>12</b>	<b>241</b>	<b>5</b>	<b>45</b>

ALL RETURNS								
----MFG----			----KICKOFFS----			----INTERCEPT----		
NO	YDS	LG	NO	YDS	LG	NO	YDS	LG
DUVALT	0	0	0	5	53	15	0	0
TEAM	0	0	0	1	0	0	0	0
<b>TOTALS</b>	<b>0</b>	<b>0</b>	<b>0</b>	<b>6</b>	<b>53</b>	<b>15</b>	<b>0</b>	<b>0</b>

TAMPA BAY STORM	U	A	TT	TFL/YDS	FF	FR-YDS	INT-YDS	BRUP	BLKD	SK/YDS	QBH
PURIFOY	4	1	4.5	-	-	-	-	-	-	-	-
PHILLIPS	4	-	4.0	-	-	-	-	2	-	-	-
HILL	3	1	3.5	-	-	-	-	-	-	-	-
FORTE	3	-	3.0	-	-	-	-	-	-	-	-
HARRELL	1	1	1.5	-	-	-	-	1	-	-	-
SESAY	1	1	1.5	-	-	-	-	-	1	-	-
SHELLEY	1	-	1.0	-	-	-	-	-	-	-	-
JACKSON	1	-	1.0	-	-	-	-	-	-	-	-
DAWKINS	1	-	1.0	1.0/2	-	-	-	-	-	-	-
TOLIVER	-	-	-	-	-	1-0	-	-	-	-	-

### FIELD GOAL ATTEMPTS

None

NEW ORLEANS VOODOO	U	A	TT	TFL/YDS	FF	FR-YDS	INT-YDS	BRUP	BLKD	SK/YDS	QBH
STUBBS	12	4	14.0	-	-	1-0	-	3	-	-	-
BELTON	6	-	6.0	-	-	-	-	1	-	-	-
WILLIAMS	3	5	5.5	-	1	-	-	1	-	-	-
MCGLENN	4	2	5.0	0.5/0	-	-	-	-	-	-	-
JORDAN	2	1	2.5	0.5/1	-	-	-	-	-	-	-
JACKSON	2	-	2.0	-	-	1-0	-	-	-	-	-
MCDOWELL	1	1	1.5	0.5/2	-	-	-	-	-	0.5/2	-
FALLS	1	-	1.0	-	1	-	-	-	-	-	-
LESTER	1	-	1.0	-	-	-	-	-	-	-	-
TEAM	1	-	1.0	-	-	-	-	-	-	-	-
PITTMAN	-	2	1.0	0.5/3	-	-	-	-	-	0.5/3	-
BOSTIC	-	1	0.5	-	-	-	-	1	-	-	-

### FIELD GOAL ATTEMPTS

STEVENS, T.C. 2nd 13:19 17 yards Good

## TEAM STATS

TEAM TOTALS	TAM	NOV
<b>FIRST DOWNS</b>	24	19
Rushing	3	5
Passing	17	10
Penalty	4	4
<b>NET YARDS RUSHING</b>	35	29
Rushing Attempts	9	13
Average Per Rush	3.9	2.2
Rushing Touchdowns	0	4
<b>NET YARDS PASSING</b>	301	241
Completions-Attempts-Int	31-44-0	12-19-0
Average Gain Per Play	6.8	12.7
Average Per Completion	9.7	20.1
Passing Touchdowns	7	5
<b>TOTAL OFFENSE YARDS</b>	336	270
Total offense plays	55	32
Average Gain Per Play	6.1	8.4
<b>Fumbles: Number-Lost</b>	2-2	1-1
<b>Penalties: Number-Yards</b>	11-52	6-34
<b>KICKOFFS-YARDS</b>	8-391	11-598
Average Yards Per Kickoff	48.9	54.4
Net Yards Per Kickoff	42.2	43.6
Touchbacks	1	2

TEAM TOTALS	TAM	NOV
<b>MFG Returns: Number-Yards-TD</b>	0-0-0	0-0-0
Average Per Return	0.0	0.0
<b>Kickoff returns: Number-Yds-TD</b>	8-118-0	6-53-0
Average Per Return	14.8	8.8
<b>Interceptions: Number-Yds-TD</b>	0-0-0	0-0-0
<b>Fumble Returns: Number-Yds-TD</b>	0-0-1	0-0-0
<b>Miscellaneous Yards</b>	-8	0
<b>Possession Time</b>	32:57	27:03
1st Quarter	8:48	6:12
2nd Quarter	10:44	4:16
3rd Quarter	4:48	10:12
4th Quarter	8:37	6:23
<b>Third-Down Conversions</b>	3 of 8	2 of 5
<b>Fourth-Down Conversions</b>	2 of 4	2 of 2
<b>Red-Zone Scores-Chances</b>	6-7	5-5
<b>Sacks By: Number-Yards</b>	0-0	2-5
<b>PAT Kicks</b>	5-5	8-9
2-Point drop-kick PATs	0-0	0-0
<b>Field Goals</b>	0-0	1-1
4-Point drop kick FGs	0-0	0-0
<b>Touchdowns (Rush-Pass-Return)</b>	0-7-1	4-5-0



### GAME 16 TAMPA BAY STORM 16, JACKSONVILLE SHARKS 63

TAMPA BAY STORM (6-10) AT JACKSONVILLE SHARKS (9-7)

JULY 25, 2015 • JACKSONVILLE, FL • SEA BEST FIELD • ATT: 13,092



### STORM FALL TO SHARKS, 63-16

**TAMPA, FL** - The third time was not the charm for the Tampa Bay Storm tonight, as they fell to the Jacksonville Sharks 63-16 at Jacksonville Veterans Memorial Arena.

Despite winning both of the previous two meetings, both of which were at Amalie Arena, the Storm was unable to complete the sweep. The victory secured a playoff spot for the Sharks (9-7), the second South Division team to clinch a berth after Orlando did the previous week.

Tampa Bay struggled in this game from the onset, as the Sharks quickly went up by two touchdowns off of a six-yard pass to Joe Hills and a three-yard run by Derrick Ross respectively. Kendrick lngs would help his team pull back to within seven points on a 31-yard touchdown pass from Jason Boltus, who went 27-for-35 on the night. However, that is as close as Tampa Bay would get for the remainder of the evening.

While a score of 14-7 was hardly alarming heading into the second quarter, Jacksonville began to pull away in those 15 minutes. Putting up 21 unanswered points, the Sharks were met only with a field goal, as Jacksonville held the Storm to one-touchdown half for the fourth time this season.

Things would cool down offensively for the Sharks in the second half, but things would never heat up for the Storm. Despite having the ball to start

the third quarter, Tampa Bay could not find the end zone, ending the drive on a 4th and 22 incomplete pass from Boltus to T.T. Toliver.

That would be a trend for the Storm throughout the night, as the team finished 0-for-5 on fourth down conversions.

Emery Sammons would reel in the Storm's lone touchdown of the second half, a four-yard pass near the end of the third quarter, the Sharks defense would shut out the Storm during the final quarter of play. The final 47-point deficit is the worst in franchise history.

A playoff berth for the Storm becomes even more difficult following this loss, though they are still not eliminated from contention. Tampa Bay will be competing with the Cleveland Gladiators for the final playoff spot in the American Conference, with the former currently holding a 6-10 record and the latter possessing a 7-9 record.

With this in mind, the Storm would need to win both of their remaining two games, and the Gladiators would need to lose both of their remaining two games in order for Tampa Bay to make the playoffs. The Storm will face LA and Orlando; the Gladiators will face Spokane and Philadelphia.

SCORE BY QUARTERS	1	2	3	4	SCORE
Tampa Bay Storm	7	3	6	0	16
Jacksonville Sharks	14	21	14	14	63

SCORING SUMMARY	PLAY							SCORE
1st	10:32	JAX	HILLS, Joe	6 yd pass from GRADY, Tommy (RAUCH, Julian kick)	0 - 7			
	02:02	JAX	ROSS, Derrick	3 yd run (RAUCH, Julian kick)	0 - 14			
	00:47	TBY	INGS, Kendrick	31 yd pass from BOLTUS, Jason (PETERSON, Craig kick)	7 - 14			
2nd	13:47	JAX	JONES, Anthony	19 yd pass from GRADY, Tommy (RAUCH, Julian kick)	7 - 21			
	03:11	JAX	ROSS, Derrick	1 yd run (RAUCH, Julian kick)	7 - 28			
	00:09	JAX	CRAWFORD, Londo	20 yd pass from GRADY, Tommy (RAUCH, Julian kick)	7 - 35			
	00:00	TBY	PETERSON, Craig	47 yd field goal	10 - 35			
3rd	08:40	JAX	ROSS, Derrick	5 yd run (RAUCH, Julian kick)	10 - 42			
	03:42	TBY	SAMMONS, Emery	4 yd pass from BOLTUS, Jason (PETERSON, Craig kick failed)	16 - 42			
	02:30	JAX	HILLS, Joe	13 yd pass from GRADY, Tommy (RAUCH, Julian kick)	16 - 49			
4th	11:37	JAX	JONES, Anthony	3 yd pass from GRADY, Tommy (RAUCH, Julian kick)	16 - 56			
	05:00	JAX	HAGGERTY, Johna	27 yd pass from CHAPPLE, Lee (RAUCH, Julian kick)	16 - 63			

TAMPA BAY STORM	RUSHING	NO.	GAIN	LOSS	NET	TD	LG	AVG.
BOLTUS	2	10	0	10	0	9	5.0	
<b>TOTALS</b>	<b>2</b>	<b>10</b>	<b>0</b>	<b>10</b>	<b>0</b>	<b>9</b>	<b>5.0</b>	

TAMPA BAY STORM	PASSING	CMP-ATT-INT	YDS	TD	LONG	SACK
BOLTUS	27-45-1	260	2	31	4	
COLLIS	0-3-1	0	0	0	0	
TEAM	0-0-0	-24	0	0	0	
<b>TOTALS</b>	<b>27-48-2</b>	<b>236</b>	<b>2</b>	<b>31</b>	<b>4</b>	

TAMPA BAY STORM	RECEIVING	NO.	YDS	TD	LG
TOLIVER	6	68	0	14	
SAMMONS	6	51	1	21	
GREGORY	6	43	0	11	
INGS	4	64	1	31	
PURIFOY	4	27	0	9	
MCCULLOUGH	1	7	0	7	
<b>TOTALS</b>	<b>27</b>	<b>260</b>	<b>2</b>	<b>31</b>	

TAMPA BAY STORM	ALL RETURNS	NO	YDS	LG	NO	YDS	LG	NO	YDS	LG
INGS	0	0	0	6	118	33	0	0	0	0
<b>TOTALS</b>	<b>0</b>	<b>0</b>	<b>0</b>	<b>6</b>	<b>118</b>	<b>33</b>	<b>0</b>	<b>0</b>	<b>0</b>	<b>0</b>

JACKSONVILLE SHARKS	RUSHING	NO.	GAIN	LOSS	NET	TD	LG	AVG.
ROSS	10	68	1	67	3	43	6.7	
CHAPPLE	1	1	0	1	0	1	1.0	
<b>TOTALS</b>	<b>11</b>	<b>69</b>	<b>1</b>	<b>68</b>	<b>3</b>	<b>43</b>	<b>6.2</b>	

JACKSONVILLE SHARKS	PASSING	CMP-ATT-INT	YDS	TD	LONG	SACK
GRADY	15-22-0	179	5	27	0	
CHAPPLE	2-2-0	38	1	27	0	
<b>TOTALS</b>	<b>17-24-0</b>	<b>217</b>	<b>6</b>	<b>27</b>	<b>0</b>	

JACKSONVILLE SHARKS	RECEIVING	NO.	YDS	TD	LG
JONES	7	87	2	27	
CRAWFORD	4	50	1	24	
HILLS	4	36	2	13	
HAGGERTY	1	27	1	27	
LEWIS	1	17	0	17	
<b>TOTALS</b>	<b>17</b>	<b>217</b>	<b>6</b>	<b>27</b>	

JACKSONVILLE SHARKS	ALL RETURNS	NO	YDS	LG	NO	YDS	LG	NO	YDS	LG
HAGGERTY	0	0	0	2	31	17	0	0	0	0
REID	0	0	0	0	0	0	1	32	32	
JACKSON	0	0	0	0	0	0	1	-2	0	
<b>TOTALS</b>	<b>0</b>	<b>0</b>	<b>0</b>	<b>2</b>	<b>31</b>	<b>17</b>	<b>2</b>	<b>30</b>	<b>32</b>	

TAMPA BAY STORM	U	A	TT	TFL/YDS	FF	FR-YDS	INT-YDS	BRUP	BLKD	SK/YDS	QBH
BURDEN, Randall	4	1	4.5								
PHILLIPS, Alfre	2	3	3.5								
PURIFOY, Trista	2	2	3.0								
HILL, Rick-J	1	1	1.5					1			
CLEBERT, Richar	1	1	1.5	1.0/1							
GREGORY, Julius	1	1	1.5								
FORTE, Julius		3	1.5								
JACKSON, Dexter		3	1.5								
SAMMONS, Emery	1		1.0								
OSSAI, Ben	1		1.0								
DAWKINS, Everet	1		1.0					1			
HARRELL, James		2	1.0								
SESAY, Brandon		1	0.5								

### FIELD GOAL ATTEMPTS

PETERSON, Craig 2nd 00:00 47 yards Good

JACKSONVILLE SHARKS	U	A	TT	TFL/YDS	FF	FR-YDS	INT-YDS	BRUP	BLKD	SK/YDS	QBH
SMITH	9		9.0								
SMITH	6	3	7.5					3			
REID	5	4	7.0				1-32	3			
JACKSON	3	3	4.5				1--2				
BERRY	2		2.0	1.0/7						1.0/7	
TURNER	1	1	1.5	1.0/1							
HAGGERTY		3	1.5								
JEAN-BAPTISTE	1		1.0	1.0/8	1					1.0/8	
SYKES	1		1.0	1.0/9				3		1.0/9	
JACKSON	1		1.0								
CRAWFORD		1	0.5								
HOLMAN		1	0.5								
LYN								1			

### FIELD GOAL ATTEMPTS

PERTUIT, Nich 4th 09:24 22 yards Good

## TEAM STATS

TEAM TOTALS	TAM	JAX
<b>FIRST DOWNS</b>	19	22
Rushing	0	5
Passing	16	13
Penalty	3	4
<b>NET YARDS RUSHING</b>	10	68
Rushing Attempts	2	11
Average Per Rush	5.0	6.2
Rushing Touchdowns	0	3
<b>NET YARDS PASSING</b>	236	217
Completions-Attempts-Int	27-48-2	17-24-0
Average Per Attempt	4.9	9.0
Average Per Completion	8.7	12.8
Passing Touchdowns	2	6
<b>TOTAL OFFENSE YARDS</b>	246	285
Total offense plays	54	35
Average Gain Per Play	4.6	8.1
<b>Fumbles: Number-Lost</b>	2-0	0-0
<b>Penalties: Number-Yards</b>	8-66	7-54
<b>KICKOFFS-YARDS</b>	2-113	10-567
Average Yards Per Kickoff	56.5	56.7
Net Yards Per Kickoff	41.0	44.9
Touchbacks	0	5

TEAM TOTALS	TAM	JAX
<b>MFG Returns: Number-Yards-TD</b>	0-0-0	0-0-0
Average Per Return	0.0	0.0
<b>Kickoff returns: Number-Yds-TD</b>	6-118-0	2-31-0
Average Per Return	19.7	15.5
<b>Interceptions: Number-Yds-TD</b>	0-0-0	2-30-0
<b>Fumble Returns: Number-Yds-TD</b>	0-0-0	0-0-0
<b>Miscellaneous Yards</b>	-5	0
<b>Possession Time</b>	30:13	29:47
1st Quarter	6:10	8 :50
2nd Quarter	6:58	8:02
3rd Quarter	10:25	4:35
4th Quarter	6:40	8 :20
<b>Third-Down Conversions</b>	2 of 8	2 of 4
<b>Fourth-Down Conversions</b>	0 of 5	2 of 2
<b>Red-Zone Scores-Chances</b>	1-2	5-5
<b>Sacks By: Number-Yards</b>	0-0	4-24
<b>PAT Kicks</b>	1-2	9-9
2-Point drop-kick PATs	0-0	0-0
<b>Field Goals</b>	1-1	0-0
4-Point drop kick FGs	0-0	0-0
<b>Touchdowns (Rush-Pass-Return)</b>	0-2-0	3-6-0

### GAME 17 LOS ANGELES KISS 34, TAMPA BAY STORM 38

LOS ANGELES KISS (4-13) AT TAMPA BAY STORM (7-10)

AUGUST 1, 2015 • TAMPA, FL • AMALIE ARENA • ATT: 16,308



#### STORM DEFEAT KISS, 38-34

**TAMPA, FL** - Quarterback Jason Boltus fired a 15-yard touchdown pass to veteran receiver T.T. Toliver with 15 seconds remaining to give the Tampa Bay Storm (7-10, 2-3) a 38-34 Arena Football League over the Los Angeles Kiss (4-12, 1-5) Saturday night at Amalie Arena, but it was the defense which guaranteed the victory as time ran out before a season-high, Fan Appreciation night crowd of 16,308

In the final 15 seconds, quarterback Danny Southwick, who led the Kiss with four touchdown passes, connected with Demarco Sampson for 20 yards. Then with only two seconds remaining, Nick Addison intercepted Southwick, thanks to a defensive line pressure that was unstoppable.

Storm fullback Undra Hendrix, getting his first start of the season, had a pair of bruising two-yard touchdown runs and his only reception for 17 yards - mostly on the ground - was the Cutter Catch of the Game.

Defense again was the Storm's lightning rod as defensive backs James Harrell was back to form with an interception and pass break up and Alfred Phillips collected a Southwick pass and added a pair of breakups to his league-leading total, now at 39.

Signed on Thursday, rookie defensive lineman Rony Barrow (6-2, 295) out of Daytona Beach's Bethune-Cookman, had a quarterback sack and two QB hurries to his pressure play.

Harrell has a team-leading seven interceptions and ranks in the top five of his league contemporaries. Addison, who moved to the jack-linebacker tonight also had a pair of pass breakups, giving him six in just four games this season. Defensive linemen Everett Dawkins and Richard Clebert also has sacks.

Dexter Jackson's fumble recovery and pass break up also added the Storm's tough defense.

#### SCORE BY QUARTERS

	1	2	3	4	SCORE
Los Angeles Kiss	0	14	6	14	34
Tampa Bay Storm	10	0	7	21	38

#### SCORING SUMMARY

PLAY	SCORE
1st 07:48 TBY PETERSON, Craig 25 yd field goal	0 - 3
03:15 TBY TOLIVER, T.T. 5 yd pass from BOLTUS, Jason (PETERSON, Craig kick)	0 - 10
14:30 LAK MASON, Miles 2 yd run (HEIDARI, Andre kick)	7 - 10
05:59 LAK MORGAN, Donovan 19 yd pass from SOUTHWICK, Dann (HEIDARI, Andre kick)	14 - 10
09:35 TBY GREGORY, Julius 1 yd pass from BOLTUS, Jason (PETERSON, Craig kick)	14 - 17
04:41 LAK MASON, Miles 8 yd pass from SOUTHWICK, Dann (HEIDARI, Andre kick failed)	20 - 17
13:34 TBY HENDRIX, Undra 1 yd run (PETERSON, Craig kick)	20 - 24
12:10 LAK MORGAN, Donovan 46 yd pass from SOUTHWICK, Dann (HEIDARI, Andre kick)	27 - 24
06:39 TBY HENDRIX, Undra 2 yd run (PETERSON, Craig kick)	27 - 31
04:05 LAK GILSON, Tom 38 yd pass from SOUTHWICK, Dann (HEIDARI, Andre kick)	34 - 31
00:15 TBY TOLIVER, T.T. 15 yd pass from BOLTUS, Jason (PETERSON, Craig kick)	34 - 38

#### TAMPA BAY STORM

RUSHING	NO.	GAIN	LOSS	NET	TD	LG	AVG.
BOLTUS	6	14	0	14	0	5	2.3
HENDRIX	4	8	0	8	2	5	2.0
INGS	1	2	0	2	0	2	2.0
<b>TOTALS</b>	<b>11</b>	<b>24</b>	<b>0</b>	<b>24</b>	<b>2</b>	<b>5</b>	<b>2.2</b>

#### PASSING

	CMP-ATT-INT	YDS	TD	LONG	SACK
BOLTUS	20-39-0	221	3	24	2
TEAM	0-0-0	-1	0	0	0
<b>TOTALS</b>	<b>20-39-0</b>	<b>220</b>	<b>3</b>	<b>24</b>	<b>2</b>

#### RECEIVING

	NO.	YDS	TD	LG
SAMMONS	6	82	0	24
GREGORY	5	28	1	14
INGS	4	54	0	18
TOLIVER	4	40	2	15
HENDRIX	1	17	0	17
<b>TOTALS</b>	<b>20</b>	<b>221</b>	<b>3</b>	<b>24</b>

#### ALL RETURNS

	[----MFG-----]			[---KICKOFFS---]			[---INTERCEPT---]		
	NO	YDS	LG	NO	YDS	LG	NO	YDS	LG
INGS	0	0	0	3	30	17	0	0	0
TOLIVER	0	0	0	1	0	0	0	0	0
ADDISON	0	0	0	0	0	0	1	0	0
PHILLIPS	0	0	0	0	0	0	1	0	0
HARRELL	0	0	0	0	0	0	1	-1	0
<b>TOTALS</b>	<b>0</b>	<b>0</b>	<b>0</b>	<b>4</b>	<b>30</b>	<b>17</b>	<b>3</b>	<b>-1</b>	<b>0</b>

#### LOS ANGELES KISS

RUSHING	NO.	GAIN	LOSS	NET	TD	LG	AVG.
MASON	2	6	0	6	1	4	3.0
<b>TOTALS</b>	<b>2</b>	<b>6</b>	<b>0</b>	<b>6</b>	<b>1</b>	<b>4</b>	<b>3.0</b>

#### PASSING

	CMP-ATT-INT	YDS	TD	LONG	SACK
SOUTHWICK	13-29-3	219	4	46	3
TEAM	0-0-0	-22	0	0	0
<b>TOTALS</b>	<b>13-29-3</b>	<b>197</b>	<b>4</b>	<b>46</b>	<b>3</b>

#### RECEIVING

	NO.	YDS	TD	LG
MORGAN	4	100	2	46
SAMPSON	4	41	0	20
GILSON	3	58	1	38
MASON	2	20	1	12
<b>TOTALS</b>	<b>13</b>	<b>219</b>	<b>4</b>	<b>46</b>

#### ALL RETURNS

	[----MFG-----]			[---KICKOFFS---]			[---INTERCEPT---]		
	NO	YDS	LG	NO	YDS	LG	NO	YDS	LG
SAMPSON	1	24	24	5	87	29	0	0	0
<b>TOTALS</b>	<b>1</b>	<b>24</b>	<b>24</b>	<b>5</b>	<b>87</b>	<b>29</b>	<b>0</b>	<b>0</b>	<b>0</b>

TAMPA BAY STORM	U	A	TT	TFL/YDS	FF	FR-YDS	INT-YDS	BRUP	BLKD	SK/YDS	QBH
PHILLIPS	4	.	4.0	.	.	.	1-0	2	.	.	.
ADDISON	3	.	3.0	.	.	.	1-0	2	.	.	.
DAWKINS	2	.	2.0	1.0/7	1	.	.	.	.	1.0/7	1
BARROW	2	.	2.0	1.0/6	.	.	.	.	.	1.0/6	2
BURDEN	2	.	2.0	.	.	.	.	.	.	.	.
FORTE	1	.	1.0	.	.	.	.	.	.	.	.
JACKSON	1	.	1.0	.	.	1-0	.	.	.	.	1
CLEBERT	1	.	1.0	1.0/9	.	.	.	.	.	1.0/9	.
PETERSON	1	.	1.0	.	.	.	.	.	.	.	.
HARRELL	1	.	1.0	.	.	1-1	.	1	.	.	.
GREGORY	1	.	1.0	.	.	.	.	.	.	.	.

#### FIELD GOAL ATTEMPTS

PETERSON, Craig 1st	07:48	25 yards	Good
PETERSON, Craig 2nd	08:19	60 yards	Returned

LOS ANGELES KISS	U	A	TT	TFL/YDS	FF	FR-YDS	INT-YDS	BRUP	BLKD	SK/YDS	QBH
KIZER	8	1	8.5	.	.	.	.	3	.	.	.
CLAY	5	1	5.5	.	.	1-5	.	1	.	.	.
HARRELL	4	1	4.5	1.0/2	.	.	.	.	.	1.0/2	.
BOYLE	3	1	3.5	.	.	.	.	.	.	.	.
BENTON	3	.	3.0	.	.	.	.	1	.	.	.
GILSON	2	.	2.0	.	.	.	.	.	.	.	.
MORGAN	1	.	1.0	.	.	.	.	.	.	.	.
TEVAGA	1	.	1.0	.	.	.	.	.	.	.	.
DILLON	1	.	1.0	.	.	.	.	2	.	.	1
CATO-BISHOP	1	.	1.0	.	.	.	.	.	.	.	2
HAYES	1	.	1.0	.	1	.	.	.	.	1.0/0	.
BROWN	1	.	1.0	.	.	.	.	.	.	.	.

#### FIELD GOAL ATTEMPTS

HEIDARI, Andre 1st	05:18	64 yards	Missed
--------------------	-------	----------	--------

## TEAM STATS

#### TEAM TOTALS

	LAK	TAM
<b>FIRST DOWNS</b>	13	20
Rushing	2	2
Passing	9	14
Penalty	2	4
<b>NET YARDS RUSHING</b>	6	24
Rushing Attempts	2	11
Average Per Rush	3.0	2.2
Rushing Touchdowns	1	2
<b>NET YARDS PASSING</b>	197	220
Completions-Attempts-Int	13-29-3	20-39-0
Average Per Attempt	6.8	5.6
Average Per Completion	15.2	11.0
Passing Touchdowns	4	3
<b>TOTAL OFFENSE YARDS</b>	203	244
Total offense plays	34	52
Average Gain Per Play	6.0	4.7
<b>Fumbles: Number-Lost</b>	1-1	1-1
<b>Penalties: Number-Yards</b>	5-50	5-26
<b>KICKOFFS-YARDS</b>	6-335	7-387
Average Yards Per Kickoff	55.8	55.3
Net Yards Per Kickoff	50.8	42.9
Touchbacks	3	2

#### TEAM TOTALS

	LAK	TAM
<b>MFG Returns: Number-Yards-TD</b>	1-24-0	0-0-0
Average Per Return	24.0	0.0
<b>Kickoff returns: Number-Yds-TD</b>	5-87-0	4-30-0
Average Per Return	17.4	7.5
<b>Interceptions: Number-Yds-TD</b>	0-0-0	3-1-0
<b>Fumble Returns: Number-Yds-TD</b>	1-5-0	0-0-0
<b>Miscellaneous Yards</b>	3	-4
<b>Possession Time</b>	21:10	38:50
1st Quarter	5:56	9:04
2nd Quarter	6:27	8:33
3rd Quarter	4:46	10:14
4th Quarter	4:01	10:59
<b>Third-Down Conversions</b>	3 of 6	6 of 11
<b>Fourth-Down Conversions</b>	0 of 0	2 of 3
<b>Red-Zone Scores-Chances</b>	2-3	4-4
<b>Sacks By: Number-Yards</b>	2-1	3-22
<b>PAT Kicks</b>	4-5	5-5
2-Point drop-kick PATs	0-0	0-0
<b>Field Goals</b>	0-1	1-2
4-Point drop kick FGs	0-0	0-0
<b>Touchdowns (Rush-Pass-Return)</b>	1-4-0	2-3-0

### GAME 18 TAMPA BAY STORM 40, ORLANDO PREDATORS 59

TAMPA BAY STORM (7-11) AT ORLANDO PREDATORS (12-6)  
AUGUST 8, 2015 • ORLANDO, FL • AMWAY CENTER • ATT: 15,188



#### STORM FALLS TO PREDATORS, 59-40

**ORLANDO, FL** - It seemed only fitting that the Tampa Bay Storm would end its 2015 season against its most bitter rival. And while the Storm found itself looking for revenge, the team would eventually fall to the Orlando Predators 59-40 in their regular season finale.

Between twice before, Tampa Bay looked to avoid the sweep by this season's South Division champions. And despite having a playoff spot locked up, Orlando did not rest any of its starters, bringing out their full force for the latest installment of the biggest AFL rivalry.

The Storm struggled from the onset of this game, receiving the ball to start things off and its first two drives ending in turnovers. In contrast, the Predators were firing on all cylinders early, with QB Randy Hippeard connecting with WR Larry Brackins twice in the first quarter to give Orlando a 14-0 lead heading into second quarter.

It was in the second frame when the Storm came alive, stringing together three consecutive scoring plays where Boltus found Sammons, Tolver, and Gregory in the end zone respectively. Gregory would finish the game with 14 receptions for 128 yards and three touchdowns, surpassing 1,000 receiving yards on the season with 1,030.

Despite the loss, the offense was a noticeable bright spot in the evening. WR Kendrick Ings also joined the 1,000-yard club with Gregory and Tolver after finishing the night with 63; this is the first season since 2011 where the Storm have had three receivers with over 1,000 yards in a season.

For his part, Boltus went 26-of-45 for 300 yards and five touchdowns. He surpassed Shane Stafford to have the second-most passing yards in a single season (5,025), and his five passing touchdowns gives him the second-most passing touchdowns in a single season with 98.

But this offensive success for the Storm was not enough to capture a victory, as Orlando was able to match it step-for-step. Hippeard went 23-of-30 for 255 yards and six touchdowns while getting support on the ground from Brackins and Michael Simons.

Orlando would pull away definitively in the second half, putting up 27 points to the Storm's 13. Tampa Bay would only manage to snag the lead once during the entire match following a forced fumble, which the Storm recovered and then promptly turned into a scoring drive. That was one of few mishaps on the night for the Predators, who were able to recover and claim a victory.

#### SCORE BY QUARTERS

	1	2	3	4	SCORE
Tampa Bay Storm	0	27	7	6	40
Orlando Predators	14	18	13	14	59

#### SCORING SUMMARY

	PLAY	SCORE
1st	05:31 ORL BRACKINS, Larry 9 yd pass from HIPPEARD, Randy (LEWIS, Mark kick)	0 - 7
	02:42 ORL BRACKINS, Larry 5 yd pass from HIPPEARD, Randy (LEWIS, Mark kick)	0 - 14
2nd	13:09 TBV SAMMONS, Emery 4 yd pass from BOLTUS, Jason (PETERSON, Craig kick)	7 - 14
	11:57 ORL CARR, Greg 35 yd pass from HIPPEARD, Randy (LEWIS, Mark kick)	7 - 21
	10:40 TBV TOLIVER, T.T. 45 yd pass from BOLTUS, Jason (PETERSON, Craig kick)	14 - 21
	04:31 ORL LEWIS, Mark 19 yd field goal	14 - 24
	02:59 TBV GREGORY, Julius 12 yd pass from BOLTUS, Jason (PETERSON, Craig kick)	21 - 24
	01:00 TBV GREGORY, Julius 16 yd pass from BOLTUS, Jason (PETERSON, Craig kick blockd)	27 - 24
	01:00 ORL BROWN, Austin PAT return	27 - 26
3rd	00:07 ORL CARR, Greg 5 yd pass from HIPPEARD, Randy (LEWIS, Mark kick failed)	27 - 32
	13:37 ORL SIMONS, Michael 3 yd run (LEWIS, Mark kick)	27 - 39
	10:27 TBV GREGORY, Julius 8 yd pass from BOLTUS, Jason (PETERSON, Craig kick)	34 - 39
	08:03 ORL THOMPSON, Bran 33 yd pass from HIPPEARD, Randy (HIPPEARD, Randy pass failed)	34 - 45
4th	12:38 ORL BRACKINS, L 16 yd pass from HIPPEARD, R (CARR, G pass from HIPPEARD, R)	34 - 53
	09:28 TBV BOLTUS, Jason 1 yd run (BOLTUS, Jason pass failed)	40 - 53
	07:28 ORL BRACKINS, Larry 1 yd run (HIPPEARD, Randy pass failed)	40 - 59

#### TAMPA BAY STORM

RUSHING	NO.	GAIN	LOSS	NET	TD	LG	AVG.
HENDRIX	2	8	0	8	0	6	4.0
BOLTUS	2	1	0	1	1	1	0.5
<b>TOTALS</b>	<b>4</b>	<b>9</b>	<b>0</b>	<b>9</b>	<b>1</b>	<b>6</b>	<b>2.2</b>

#### PASSING

	CMP	ATT	INT	YDS	TD	LONG	SACK
BOLTUS	26	45	2	300	5	45	2
TEAM	0	0	0	-9	0	0	0
<b>TOTALS</b>	<b>26</b>	<b>45</b>	<b>2</b>	<b>291</b>	<b>5</b>	<b>45</b>	<b>2</b>

#### RECEIVING

	NO.	YDS	TD	LG
GREGORY	14	128	3	20
SAMMONS	6	53	1	12
INGS	4	59	0	26
TOLIVER	2	60	1	45
<b>TOTALS</b>	<b>26</b>	<b>300</b>	<b>5</b>	<b>45</b>

ALL RETURNS	[----MFG----			[----KICKOFFS----			[----INTERCEPT----		
	NO	YDS	LG	NO	YDS	LG	NO	YDS	LG
INGS	0	0	0	5	96	30	0	0	0
<b>TOTALS</b>	<b>0</b>	<b>0</b>	<b>0</b>	<b>5</b>	<b>96</b>	<b>30</b>	<b>0</b>	<b>0</b>	<b>0</b>

#### ORLANDO PREDATORS

RUSHING	NO.	GAIN	LOSS	NET	TD	LG	AVG.
SIMONS	4	11	1	10	1	5	2.5
BROWN	1	9	0	9	0	9	9.0
HIPPEARD	1	2	0	2	0	2	2.0
BRACKINS	1	1	0	1	1	1	1.0
THOMPSON	1	-2	5	-7	0	0	-7.0
<b>TOTALS</b>	<b>8</b>	<b>21</b>	<b>6</b>	<b>15</b>	<b>2</b>	<b>9</b>	<b>1.9</b>

#### PASSING

	CMP	ATT	INT	YDS	TD	LONG	SACK
HIPPEARD	23	29	0	255	6	35	1
MORRIS	0	1	0	0	0	1	1
TEAM	0	0	0	-9	0	0	0
<b>TOTALS</b>	<b>23</b>	<b>30</b>	<b>0</b>	<b>246</b>	<b>6</b>	<b>35</b>	<b>2</b>

#### RECEIVING

	NO.	YDS	TD	LG
CARR	10	109	2	35
BROWN	5	39	0	16
THOMPSON	4	65	1	33
BRACKINS	4	42	3	16
<b>TOTALS</b>	<b>23</b>	<b>255</b>	<b>6</b>	<b>35</b>

ALL RETURNS	[----MFG----			[----KICKOFFS----			[----INTERCEPT----		
	NO	YDS	LG	NO	YDS	LG	NO	YDS	LG
THOMPSON	0	0	0	5	134	52	0	0	0
COOK	0	0	0	1	10	10	0	0	0
IKNER	0	0	0	1	10	10	0	0	0
MOORE	0	0	0	0	0	0	1	0	0
<b>TOTALS</b>	<b>0</b>	<b>0</b>	<b>0</b>	<b>6</b>	<b>144</b>	<b>52</b>	<b>2</b>	<b>16</b>	<b>16</b>

TAMPA BAY STORM	U	A	TT	TFL/YDS	FF	FR-YDS	INT-YDS	BRUP	BLKD	SK/YDS	QBH
ADDISON	5	4	7.0		1			1			
HARRELL	5	3	6.5								
BARROW	2	5	4.5	2.0/9		1-0				0.5/2	
BURDEN	1	4	3.0					1			
GREGORY	2	1	2.5								
WASHINGTON	1	3	2.5	1.0/5						1.0/5	
PHILLIPS	1	2	2.0								
FORTE	1	1	1.0		1						
DOYLE	1	1	1.0								
PETERSON	2	2	1.0								
DAWKINS	2	2	1.0	1.0/3						0.5/2	
SAMMONS	1	1	0.5								
JACKSON	1	1	0.5								

#### FIELD GOAL ATTEMPTS

None

ORLANDO PREDATORS	U	A	TT	TFL/YDS	FF	FR-YDS	INT-YDS	BRUP	BLKD	SK/YDS	QBH
COOK	9	4	11.0				1-16	1			
IKNER	5	5	5.0	1.0/4				1	1		
SMITH	2	2	3.0					2			
MOORE	1	4	3.0				1-0	1			
GEATHERS	2	1	2.5	1.5/6						1.5/6	
BROWN	1	3	2.5								
CARR	1	1	1.0								
THOMPSON	1	1	1.0								
JACKSON	2	2	1.0	0.5/3						0.5/3	
BRACKINS	1	1	0.5								
TAYLOR	1	1	0.5								
LEWIS	1	1	0.5								
LEWIS	1	1	0.5					1			
BROWN	1	1	0.5					1			

#### FIELD GOAL ATTEMPTS

LEWIS, Mark 2nd 04:31 19 yards Good

## TEAM STATS

TEAM TOTALS	TAM	ORL	TEAM TOTALS	TAM	ORL
<b>FIRST DOWNS</b>	19	16	<b>MFG Returns: Number-Yards-TD</b>	0-0-0	0-0-0
Rushing	2	2	Average Per Return	0.0	0.0
Passing	16	14	<b>Kickoff returns: Number-Yds-TD</b>	5-96-0	6-144-0
Penalty	1	0	Average Per Return	19.2	2
<b>NET YARDS RUSHING</b>	9	15	<b>Interceptions: Number-Yds-TD</b>	0-0-0	2-16-0
Rushing Attempts	4	8	<b>Fumble Returns: Number-Yds-TD</b>	0-0-0	0-0-0
Average Per Rush	2.2	1.9	<b>Miscellaneous Yards</b>	2	3
Rushing Touchdowns	1	2	<b>Possession Time</b>	29:32	30:28
<b>NET YARDS PASSING</b>	291	246	1st Quarter	8:59	6:01
Completions-Attempts-Int	26-45-2	23-30-0	2nd Quarter	6:46	8:14
Average Per Attempt	6.5	8.2	3rd Quarter	7:39	7:21
Average Per Completion	11.2	10.7	4th Quarter	6:08	8:52
Passing Touchdowns	5	6	<b>Third-Down Conversions</b>	3 of 8	3 of 7
<b>TOTAL OFFENSE YARDS</b>	300	261	<b>Fourth-Down Conversions</b>	3 of 5	2 of 3
Total offense plays	51	40	<b>Red-Zone Scores-Chances</b>	3-4	6-7
Average Gain Per Play	5.9	6.5	<b>Sacks By: Number-Yards</b>	2-9	2-9
<b>Fumbles: Number-Lost</b>	1-0	3-1	<b>PAT Kicks</b>	4-5	4-5
<b>Penalties: Number-Yards</b>	3-15	4-65	2-Point drop-kick PATs	0-0	0-0
<b>KICKOFFS-YARDS</b>	6-308	10-500	<b>Field Goals</b>	0-0	1-1
Average Yards Per Kickoff	51.3	50.0	4-Point drop kick FGs	0-0	0-0
Net Yards Per Kickoff	27.3	40.4	<b>Touchdowns (Rush-Pass-Return)</b>	1-5-0	2-6-0
Touchbacks	0	3			

## 2015 PARTICIPATION CHART

S = Start X = Played IA = Inactive IR = Injured Reserve N = Not on Roster RR = Refused to Report

Name	3/27 vs CLE	4/3 at POR	4/10 vs SJS	4/17 vs NOV	4/24 at CLE	5/2 vs JAX	5/16 at ORL	5/22 vs PHI	5/30 vs NOV	6/6 at ARI	6/12 vs JAX	6/19 at CLE	6/26 at PHI	7/11 vs ORL	7/18 at NOV	7/25 at JAX	8/1 vs LAK	8/8 at ORL	S-X-IA-IR-N-RR
1 T.T. Toliver	WR	WR	WR	WR	WR	WR	WR	WR	WR	WR	WR	WR	WR	WR	WR	WR	WR	WR	18-0-0-0-0-0
2 Julius Gregory	X	IA	X	X	IA	X	X	WR	WR	WR	WR	WR	WR	WR	WR	WR	WR	WR	11-5-2-0-0-0
3 Luke Collis	X	X	X	X	X	X	X	X	X	X	X	X	X	X	X	X	X	X	0-18-0-0-0-0
5 James Harrell	DB	DB	DB	DB	DB	DB	DB	DB	DB	DB	IA	IA	IA	DB	DB	DB	DB	DB	15-0-3-0-0-0
6 Emery Sammons	N	N	N	N	N	N	X	X	X	WR	WR	X	WR	X	WR	X	X	X	4-8-0-0-6-0
8 Rick-J Hill	JLB	JLB	JLB	JLB	JLB	JLB	JLB	JLB	JLB	JLB	JLB	JLB	JLB	IR	JLB	JLB	IR	IR	15-0-0-3-0-0
11 Jarvis Williams	WR	WR	WR	IA	WR	WR	N	N	N	N	N	N	N	N	N	N	N	N	5-0-1-0-12-0
13/23 Nick Addison	DB	DB	IA	IA	IA	IA	IA	DB	IA	DB	N	N	N	N	N	N	JLB	JLB	6-0-7-0-5-0
13 Nick Williams	N	N	N	N	N	N	N	N	N	N	N	N	N	JLB	N	N	N	N	1-0-0-0-17-0
13 Tristan Purifoy	N	N	N	N	N	N	N	N	N	N	N	N	N	N	X	X	X	N	0-3-0-0-15-0
14 Alfred Phillips	DB	DB	DB	DB	DB	DB	DB	DB	DB	DB	DB	DB	DB	DB	DB	DB	DB	DB	18-0-0-0-0-0
15 Phillip Barnett	IA	X	X	WR	X	IA	WR	X	IA	X	IA	IA	X	IA	X	IA	IR	IR	2-7-7-2-0-0
16 Jason Boltus	QB	QB	QB	QB	QB	QB	QB	QB	QB	QB	QB	QB	QB	QB	QB	QB	QB	QB	18-0-0-0-0-0
17 Kendrick Ings	WR	WR	WR	WR	WR	WR	WR	WR	WR	IA	X	WR	X	WR	IA	WR	WR	WR	14-2-2-0-0-0
19 Craig Peterson	X	X	X	X	X	X	X	X	X	X	X	X	X	X	X	X	X	X	0-18-0-0-0-0
21 Tim Shelley II	N	N	DB	DB	DB	DB	DB	DB	DB	DB	DB	DB	DB	DB	DB	IR	IR	IR	12-0-1-4-2-0
26 Randall Burden	IA	IA	IA	IA	X	X	IA	IA	IR	IR	DB	DB	DB	DB	DB	DB	DB	DB	6-1-8-4-0-0
50 Jermarcus Hardrick	N	N	N	N	N	N	N	N	N	X	FB	N	FB	OL	OL	OL	OL	X	6-2-0-0-10-0
51 Carl Johnson	OL	OL	OL	IA	IA	N	N	N	N	N	N	N	N	N	N	N	N	N	3-0-2-0-13-0
51 Garrison Ushery	N	N	N	N	N	N	N	N	N	N	N	N	N	N	N	N	N	N	1-0-0-0-17-0
52 Alfred McCullough	OL	OL	OL	OL	OL	OL	OL	OL	OL	OL	IA	IA	IA	OL	OL	OL	OL	IR	15-0-3-1-0-0
54 Rocco Manfre	IA	N	N	N	N	N	N	N	N	N	N	N	N	N	N	N	N	N	0-0-1-0-17-0
54 Stanlee Bradley	N	N	N	N	N	N	N	N	N	N	N	N	N	N	N	N	N	N	0-0-0-0-18-0
55 Dexter Jackson	MLB	MLB	MLB	MLB	MLB	MLB	MLB	MLB	MLB	MLB	MLB	MLB	MLB	MLB	MLB	MLB	MLB	MLB	18-0-0-0-0-0
64 Jarlen Moreland	N	N	IA	X	IA	IA	IA	IA	X	IA	X	OL	IA	N	N	N	N	N	1-3-7-0-7-0
64 Travis Miller	N	N	N	N	N	N	N	N	N	N	N	N	N	N	N	N	N	C	1-0-0-0-17-0
65 Chris Jamison	N	N	N	N	FB	FB	FB	FB	IA	N	N	N	N	N	N	N	N	N	5-0-1-0-12-0
65 Undra Hendrix	N	N	N	N	N	N	N	N	N	N	N	N	N	X	IA	IA	FB	FB	2-1-2-0-13-0
71 Jeremy Schonbrunner	C	C	C	C	C	C	C	C	C	C	C	C	C	C	C	C	C	IA	17-0-1-0-0-0
73 Bruce Doyle	FB	IR	IR	IR	IR	IR	IR	IR	IR	IR	IR	IR	IR	N	N	N	N	OL	2-0-0-12-4-0
73 Tyler Moore	N	N	N	N	N	N	N	N	N	OL	OL	OL	OL	IA	IA	IA	N	N	5-0-2-0-11-0
79 Ben Ossai	N	OL	OL	OL	OL	OL	OL	OL	OL	FB	OL	FB	OL	FB	OL	OL	OL	OL	17-0-0-0-1-0
90 Julius Forte	X	X	N	N	N	N	N	N	X	X	X	X	X	X	X	X	DE	X	1-11-0-0-6-0
91 Brandon Sesay	DE	DE	DE	DE	DE	DE	DE	DE	DE	DE	DE	DE	DE	DE	DE	DE	IA	IA	16-0-2-0-0-0
92 Uriah Grant	DE	DE	DE	IA	N	N	N	N	N	N	N	N	N	N	N	N	N	N	4-0-0-0-14-0
92 Rony Barrow	N	N	N	N	N	N	N	N	N	N	N	N	N	N	N	X	DE	DE	1-1-0-0-16-0
93 Richard Clebert	NG	NG	NG	NG	NG	NG	NG	NG	NG	NG	NG	NG	NG	NG	NG	NG	NG	IA	17-1-0-0-0-0
94 Everett Dawkins	X	X	X	DE	DE	DE	DE	DE	DE	DE	DE	DE	DE	DE	DE	DE	DE	DE	15-3-0-0-0-0
97 Frank Mays	N	N	N	X	X	X	N	N	N	N	N	N	N	N	N	N	N	N	0-3-0-0-15-0
97 Rhne Giddins	N	N	N	N	N	N	X	X	IR	IR	IR	X	N	N	N	N	N	N	0-3-0-3-12-0
97 David Washington	N	N	N	N	N	N	N	N	N	N	N	N	N	N	N	N	N	DL	1-0-0-0-17-0

## 2015 STORM STARTING LINEUP

### 2015 TAMPA BAY STORM DEPTH CHART • STARTERS

#### STORM OFFENSE - PROBABLE

QB	16	Boltus, Jason	3	Collis, Luke
FB	45	Hendrix, Undra		
WR	2	Gregory, Julius	6	Sammons, Emery
WR	17	Ings, Kendrick		
WR	1	Toliver, T.T.	6	Sammons, Emery
TE	50	Hardrick, Jermarcus	73	Doyle, Bruce
C	71	Schonbrunner, Jeremy	64	Miller, Travis
G	79	Ossai, Ben		

#### STORM SPECIALISTS - PROBABLE

K	19	Peterson, Craig
H	3	Collis, Luke
LS	71	Schonbrunner, Jeremy
KR	17	Ings, Kendrick

#### STORM DEFENSE - PROBABLE

DE	94	Dawkins, Everett	92	Barrow, Rony
NG	93	Clebert, Richard	97	Washington, David
DE	91	Sesay, Brandon	90	Forte, Julius
MLB	55	Jackson, Dexter		
JLB	23	Addison, Nick		
DB	14	Phillips, Alfred	23	Addison, Nick
DB	5	Harrell, James	23	Addison, Nick
DB	26	Burden, Randall	23	Addison, Nick

### OFFENSIVE GAME STARTERS

GAME	QB	FB	WR	WR	WR	TE	C	G
CLE	Boltus	Doyle	Ings	Williams	Toliver	Johnson	Schonbrunner	McCullough
POR	Boltus	Ossai	Ings	Williams	Toliver	Johnson	Schonbrunner	McCullough
SJS	Boltus	Ossai	Ings	Williams	Toliver	Johnson	Schonbrunner	McCullough
NOV	Boltus	Jamison	Ings	Barnett	Toliver	Ossai	Schonbrunner	McCullough
CLE	Boltus	Jamison	Ings	Williams	Toliver	Ossai	Schonbrunner	McCullough
JAX	Boltus	Jamison	Ings	Williams	Toliver	Ossai	Schonbrunner	McCullough
ORL	Boltus	Jamison	Ings	Barnett	Toliver	Ossai	Schonbrunner	McCullough
PHI	Boltus	Jamison	Ings	Gregory	Toliver	Ossai	Schonbrunner	McCullough
NOV	Boltus	Jamison	Ings	Gregory	Toliver	Ossai	Schonbrunner	McCullough
ARI	Boltus	Ossai	Sammons	Gregory	Toliver	Moore	Schonbrunner	McCullough
JAX	Boltus	Hardrick	Sammons	Gregory	Toliver	Moore	Schonbrunner	Ossai
CLE	Boltus	Ossai	Ings	Gregory	Toliver	Moore	Schonbrunner	Moreland
PHI	Boltus	Hardrick	Ings	Gregory	Toliver	Moore	Schonbrunner	Ossai
ORL	Boltus	Ossai	Ings	Gregory	Toliver	Hardrick	Schonbrunner	McCullough
NOV	Boltus	Ossai	Sammons	Gregory	Toliver	Hardrick	Schonbrunner	McCullough
JAX	Boltus	Hardrick	Ings	Gregory	Toliver	Ossai	Schonbrunner	McCullough
LAK	Boltus	Hendrix	Ings	Gregory	Toliver	Ossai	Schonbrunner	Hardrick
ORL	Boltus	Hendrix	Ings	Gregory	Toliver	Ossai	Schonbrunner	Hardrick

### DEFENSIVE GAME STARTERS

GAME	DE	NG	DE	MLB	JLB	DB	DB	DB
CLE	Grant	Clebert	Sesay	Jackson	Hill	Addison	Harrell	Phillips
POR	Grant	Clebert	Sesay	Jackson	Hill	Addison	Harrell	Phillips
SJS	Grant	Clebert	Sesay	Jackson	Hill	Shelley	Harrell	Phillips
NOV	Dawkins	Clebert	Sesay	Jackson	Hill	Shelley	Harrell	Phillips
CLE	Dawkins	Clebert	Sesay	Jackson	Hill	Shelley	Harrell	Phillips
JAX	Dawkins	Clebert	Sesay	Jackson	Hill	Shelley	Harrell	Phillips
ORL	Dawkins	Clebert	Sesay	Jackson	Hill	Shelley	Harrell	Phillips
PHI	Dawkins	Clebert	Sesay	Jackson	Hill	Shelley	Harrell	Phillips
NOV	Dawkins	Clebert	Sesay	Jackson	Hill	Addison	Harrell	Phillips
ARI	Dawkins	Clebert	Sesay	Jackson	Hill	Shelley	Harrell	Phillips
JAX	Dawkins	Clebert	Sesay	Jackson	Hill	Shelley	Addison	Phillips
CLE	Dawkins	Clebert	Sesay	Jackson	Hill	Shelley	Burden	Phillips
PHI	Dawkins	Clebert	Sesay	Jackson	Hill	Shelley	Burden	Phillips
ORL	Dawkins	Clebert	Sesay	Jackson	Williams	Shelley	Harrell	Phillips
NOV	Dawkins	Clebert	Sesay	Jackson	Hill	Shelley	Harrell	Phillips
JAX	Dawkins	Clebert	Sesay	Jackson	Hill	Burden	Harrell	Phillips
LAK	Dawkins	Clebert	Forte	Jackson	Addison	Burden	Harrell	Phillips
ORL	Dawkins	Washington	Barrow	Jackson	Addison	Burden	Harrell	Phillips



## PLAYER TRANSACTIONS

Date	Player	Pos.	Transaction	Date	Player	Pos.	Transaction
9/24	James Harrell	DB	A	4/8	Julius Forte	DL	R
	Juan Bongarra	K	A		Tim Shelley II	DB	A
9/26	Nick Addison	DB	A	4/13	Sammuel Lamur	QB	R
	Luke Collis	QB	A		Nick Addison	DB	IAR
	Devin Jones	DE	A	4/15	Randall Burden	DB	IAR
	Xavier Melton	NG	A		Frank Mays	DL	A
9/29	Julius Gregory	WR	A		Chris Jamison	OL	A
	Jason Boltus	QB	A	4/22	Randall Burden	DB	Act. IAR
9/30	T.T. Toliver	WR	A		Uriah Grant	DL	SUS
10/1	Ricky Barnum	OL	A	4/29	Nick Addison	DB	Act. IAR
10/2	Cory Brandon	OL	A		Uriah Grant	DL	RR
10/7	Jeremy Schonbrunner	C	A		Carl Johnson	OL	RR
10/9	Mario Henderson	OL	A	5/1	Carl Johnson	OL	S
10/15	Jarvis Williams	WR	A	5/11	Carl Johnson	OL	R
10/20	Johnny Thomas	WR	A		Xavier Melton	DL	R
10/23	Tim Shelley	DB	A		Jarvis Williams	WR	R
10/24	Rick J-Hill	DB	A		Frank Mays	DL	OLEX
10/27	Everett Dawkins	DE	A		Emery Sammons	WR	A
10/28	Frank Mays	DL	A	5/12	Ryne Giddins	DL	A
10/29	Bruce Doyle	OL	A	5/27	Ryne Giddins	DL	IR
11/3	Raymond McNeil	C	A		Julius Forte	DL	A
11/10	Paul Robinson	DB	A	5/28	Randall Burden	DB	IR
	A.J. Harmon	OL	A		Garrison Ushery	FB	A
11/20	Kendrick Ings	WR	A	6/2	Garrison Ushery	FB	R
12/1	Frank Mays	DL	S	6/4	Tyler Moore	OL	A
12/2	Alfred McCullough	OL	A		Bruce Doyle	OL	R
12/4	Frank Mays	DL	Act. S		Chris Jamison	FB	R
12/17	Devin Jones	DL	R		Jermarcus Hardrick	OL	A
	Ryne Giddins	DL	A	6/16	Ryne Giddins	DL	Act. IR
12/18	Nick Addison	DB	R		Jermarcus Hardrick	OL	OLEX
	Al Phillips	DB	A	6/24	Ryne Giddins	DL	R
2/13	Rod Issac	DB	S		Jermarcus Hardrick	OL	Act. OLEX
2/16	Rod Issac	DB	Act. S	7/6	Rick-J Hill	JLB	IAR
2/25	Juan Bongarra	K	R		Undra Hendix	OL	A
2/26	Dexter Jackson	MLB	A	7/9	Jarien Moreland	OL	R
3/3	Sam Tranks	WR	R		Nick Williams	DB	A
3/5	Mario Henderson	OL	RTR		Rick-J Hill	JLB	IR
	Rod Issac	DB	RTR	7/16	Tristan Purifoy	WR	A
	Ricky Barnum	OL	R		Rick-J Hill	JLB	Act. IR
	Sammuel Lamur	QB	PUP		Randall Burden	DB	IR
	Cory Brandon	OL	OLEX		Nick Williams	DB	R
	Nick Addison	DB	A	7/23	Tim Shelley	DB	IR
	Brandon Sesay	DL	A		Randall Burden	DB	A
3/11	Brandon Sesay	OL	RTR	7/28	Rick-J Hill	JLB	IR
	Byron Isom	OL	PUP	7/29	Phillip Barnett	WR	IR
3/13	Johnny Thomas	WR	R		Alfred McCullough	OL	IR
3/16	Xavier Melton	DL	PUP		Tyler Moore	OL	Act. SUS
	Rod Issac	DB	Act. RTR	7/30	Tyler Moore	OL	SUS
3/17	Paul Robinson	DB	RR		David Washington	DL	A
	Brandon Sesay	DE	Act. RTR		Rony Barrow	DL	A
3/18	Tim Shelley	DB	RR		Nick Addison	DB	A
	Paul Robinson	DB	Act. RR	7/31	Tyler Moore	OL	OLEX
3/20	Raymond McNeil	OL	R	8/6	Travis Miller	OL	A
	A.J. Harmon	OL	R				
	Frank Mays	DL	R				
	Rod Issac	DB	R				
	Paul Robinson	DB	R				
	Ryne Giddins	MLB	R				
	Xavier Melton	NG	IR				
	Sammuel Lamur	QB	IR				
	Byron Isom	FB	IR				
	Rocco Manfre	OL	A				
	Phillip Barnett	WR	A				
3/21	Terrence Mitchell	DB	R				
3/23	Craig Peterson	K	A				
4/1	Ben Ossai	OL	A				
	Stanlee Bradley	OL	A				
	Bruce Doyle	OL	IR				
	Rocco Manfre	OL	R				
4/3	Stanlee Bradley	OL	R				
	Jarien Moreland	OL	T				

(A) – Assigned (Acquired)  
 (T) – Traded  
 (R) – Reassigned (Released)  
 (RET) – Retired  
 (RTR) – Refused to Report  
 (PUP) – Physically unable to Perform  
 (IR) – Injured Reserve  
 (OLEX) – Other League Exempt  
 (S) – Suspension

## 2015 STORM SEASON SCHEDULE & RESULTS

DATE	OPP.	7-11	ATT	OFF PLAYER	DEF. PLAYER	IRONMAN
Fri. 3/27	CLEVELAND	L, 60-44	9,727	Shane Austin	Joe Phinisee	T.T. Toliver
Fri. 4/3	at Portland	W, 54-48	6,564	Jamar Howard	Andre Martin	T.T. Toliver
Fri. 4/10	SAN JOSE	L, 36-27	8,588	Erik Meyer	Rodney Fritz	T.T. Toliver
Fri. 4/17	NEW ORLEANS	W, 42-13	9,122	Jason Boltus	James Harrell	Kendrick Ings
Fri. 4/24	at Cleveland	L, 62-54	11,120	Shane Austin	Alfred Phillips	Colin Taylor
Sat. 5/2	JACKSONVILLE	W, 63-28	11,124	T.T. Toliver	James Harrell	James Harrell
Sat. 5/16	at Orlando	L, 63-62 (OT)	10,973	Bernard Morris	Rick-J Hill	Kendal Thompkins
Sat. 5/23	PHILADELPHIA	L, 71-27	13,921	Joe Goosby	Joe Goosby	Joe Goosby
Sat. 5/30	NEW ORLEANS	W, 35-34	13,581	Julius Gregory	James Harrell	Roosevelt Falls
Sat. 6/6	at Arizona	L, 69-46	12,304	Nick Davila	Jeremy Kellern	A.J. Cruz
Fri. 6/12	JACKSONVILLE	W, 63-56	12,602	Joe Hills	Alfred Phillips	Kendrick Ings
Fri. 6/19	at Cleveland	W, 52-48	10,123	Shane Austin	Willie McGinnis	Amarri Jackson
Fri. 6/26	at Philadelphia	L, 64-42	8,214	Dan Raudabaugh	Bryan Robinson	Marco Thomas
Sat. 7/11	ORLANDO	L, 69-62	15,835	Randy Hippeard	Terence Moore	Brandon Thompkins
Sat. 7/18	at New Orleans	L, 65-53	5,887	Roger Jackson	Cortez Stubbs	Adam Kennedy
Sat. 7/25	at Jacksonville	L, 63-16	13,092	Tommy Grady	Joe Sykes	Derrick Ross
Sat. 8/1	LOS ANGELES KISS	W, 38-34	16,308	Donovan Morgan	Alfred Phillips	Undra Hendrix
Sat. 8/8	at Orlando	L, 59-40	15,188	Larry Brackins	Emmanuel Cook	Brandon Thompkins

SCORE BY QUARTER	1st	2nd	3rd	4th	OT	Total
Tampa Bay Storm	157	266	161	229	7 -	820
Opponents	181	305	184	264	8 -	942



### 2015 STORM REGULAR SEASON STATISTICS

TEAM STATISTICS	TAM	OPP
<b>SCORING</b>	820	942
Points Per Game	45.6	52.3
<b>FIRST DOWNS</b>	347	348
Rushing	24	50
Passing	260	240
Penalty	63	58
<b>RUSHING YARDAGE</b>	186	458
Yards gained rushing	201	489
Yards lost rushing	15	31
Rushing Attempts	95	136
Average Per Rush	2.0	3.4
Average Per Game	10.3	25.4
TDS Rushing	12	29
<b>PASSING YARDAGE</b>	4899	4447
Att-Comp-Int	726-410-24	612-367-13
Average Per Pass	6.7	7.3
Average Per Catch	11.9	12.1
Average Per Game	272.2	247.1
TDS Passing	99	95
<b>TOTAL OFFENSE</b>	5085	4905
Total Plays	856	766
Average Per Play	5.9	6.4
Average Per Game	282.5	272.5
<b>KICK RETURNS: #-YARDS</b>	104-1688	94-1633
<b>FG RETURNS: #-YARDS</b>	1-38	1-24

TEAM STATISTICS	TAM	OPP
<b>INT RETURNS: #-YARDS</b>	13-66	24-314
<b>KICK RETURN AVERAGE</b>	16.2	17.4
<b>FG RETURN AVERAGE</b>	38.0	24.0
<b>INT RETURN AVERAGE</b>	5.1	13.1
<b>FUMBLES-LOST</b>	27-16	23-16
<b>PENALTIES-YARDS</b>	151-948	145-1049
Average Per Game	52.7	58.3
<b>TIME OF POSSESSION/GAME</b>	-29:24	29:14
<b>3RD-DOWN CONVERSIONS</b>	67/146	44/113
3rd-Down Pct	46%	39%
<b>4TH-DOWN CONVERSIONS</b>	25/56	26/49
4th-Down Pct	45%	53%
<b>SACKS BY-YARDS</b>	18-110	35-138
41	0	
<b>MISC YARDS</b>	118	133
<b>TOUCHDOWNS SCORED</b>	4-6	6-9
<b>FIELD GOALS-ATTEMPTS</b>	5-18	1-10
<b>ON-SIDE KICKS</b>	50-68 74%	68-86 79%
<b>RED-ZONE SCORES</b>	48-68 71%	62-86 72%
<b>RED-ZONE TOUCHDOWNS</b>	0-0	0-0
4-point drop-kick FGs	86-99 87%	106-123 86%
<b>PAT-ATTEMPTS</b>	0-0	0-0
2-point drop-kick PATs	110808	93465
<b>ATTENDANCE</b>	9/12312	9/10385
Games/Avg Per Game		
Neutral Site Games	0/0	

TOTAL OFFENSE	G	PLAYS	RUSH	PASS	TOTAL	AVG/G
BOLTUS	18	782	164	5025	5189	288.3
COLLIS	8	15	3	23	26	3.2
HENDRIX	3	6	16	0	16	5.3
OSSAI	14	0	5	0	5	0.4
HARDRICK	5	4	3	0	3	0.6
INGS	17	2	3	0	3	0.2
SAMMONS	11	2	1	0	1	0.1
TOLIVER	18	1	1	0	1	0.1
JACKSON	18	5	-2	0	-2	-0.1
HARDRICK	1	1	-3	0	-3	-3.0
JAMISON	5	3	-5	0	-5	-1.0
TEAM	16	0	0	-149	-149	-9.3
TOTAL	18	821	186	4899	5085	282.5
OPPONENTS	18	748	458	4447	4905	272.5

ALL PURPOSE	G	RUSH	REC	FG	KOR	IR	TOT	AVG/G
INGS	17	3	997	38	1435	0	2473	145.5
TOLIVER	18	1	1536	0	0	0	1537	85.4
GREGORY	16	0	1036	0	0	0	1036	64.8
SAMMONS	11	1	747	0	228	0	976	88.7
BARNETT	11	0	339	0	6	0	345	31.4
WILLIAMS	5	0	326	0	0	0	326	65.2
BOLTUS	18	164	0	0	0	0	164	9.1
HARRELL	16	0	0	0	0	49	49	3.1
HENDRIX	3	16	17	0	0	0	33	11.0
PURIFOY	2	0	31	0	0	0	31	15.5
PHILLIPS	18	0	0	0	19	0	19	1.1
HILL	15	0	0	0	0	17	17	1.1
MCCULLOUGH	11	0	7	0	0	0	7	0.6
JAMISON	5	-5	12	0	0	0	7	1.4
OSSAI	14	5	0	0	0	0	5	0.4
COLLIS	8	3	0	0	0	0	3	0.4
HARDRICK	5	3	0	0	0	0	3	0.6
JACKSON	18	-2	0	0	0	0	-2	-0.1
HARDRICK	1	-3	0	0	0	0	-3	-3.0
TOTAL	18	186	5048	38	1688	66	7026	390.3
OPPONENTS	18	458	4557	24	1633	314	6986	388.1

FIELD GOALS	FGM	FGA	PCT	01-19	20-29	30-39	40-49	50-99	LG	BLK
PETERSON	4-6	66.7	0-0	3-4	0-0	1-1	0-1	0-1	47	0
KICKOFFS	NO.	YDS	AVG	TB	OB	RETN	NET	YDLN		
PETERSON	121	6627	54.8	21	4					
TOTAL	121	6627	54.8	21	4	1633	40.4	9		
OPPONENTS	146	7953	54.5	46	3	1688	41.3	8		

### 2015 STORM REGULAR SEASON INDIVIDUAL STATISTICS

RUSHING	GP	ATT	GAIN	LOSS	NET	AVG	TD	LONG	AVG/G
BOLTUS	18	68	167	3	164	2.4	10	14	9.1
HENDRIX	3	6	16	0	16	2.7	2	6	5.3
OSSAI	14	0	5	0	5	0.0	0	0	0.4
INGS	17	2	3	0	3	1.5	0	2	0.2
HARDRICK	5	4	4	1	3	0.8	0	3	0.6
COLLIS	8	3	3	0	3	1.0	0	1	0.4
TOLIVER	18	1	1	0	1	1.0	0	1	0.1
SAMMONS	11	2	1	0	1	0.5	0	1	0.1
JACKSON	18	5	1	3	-2	-0.4	0	1	-0.1
HARDRICK	1	1	0	3	-3	-3.0	0	0	-3.0
JAMISON	5	3	0	5	-5	-1.0	0	0	-1.0
TOTAL	18	95	201	15	186	2.0	12	14	10.3
OPPONENTS	18	136	489	31	458	3.4	29	43	25.4

KICK RETURNS	NO.	YDS	AVG	TD	LONG
INGS	82	1435	17.5	3	56
SAMMONS	16	228	14.2	0	25
PHILLIPS	3	19	6.3	0	15
TOLIVER	2	0	0.0	0	0
BARNETT	1	6	6.0	0	6
TOTAL	104	1688	16.2	3	56
OPPONENTS	94	1633	17.4	1	56

FUMBLE RETURNS	NO.	YDS	AVG	TD	LONG
HARRELL	3	38	12.7	1	22
HILL	1	0	0.0	1	0
INGS	1	1	1.0	1	0
TOLIVER	0	0	0.0	1	0
TOTAL	5	39	7.8	4	22
OPPONENTS	6	59	9.8	3	34

SCORING	PATS								SAF		POINTS
	TD	FGS	KICK	RUSH	RCV	PASS	2PT	SAF			
TOLIVER	36	0-0	0-0	0-0	0	0-1	0	0	0	216	
GREGORY	27	0-0	0-0	0-0	3	0-0	0	0	0	168	
INGS	19	0-0	0-0	0-0	1	0-0	0	0	0	116	
PETERSON	0	4-6	85-98	0-0	0	0-0	0	0	0	97	
BOLTUS	10	0-0	1-1	0-0	0	6-16	0	0	0	61	
BARNETT	9	0-0	0-0	0-0	1	0-0	0	0	0	56	
WILLIAMS	6	0-0	0-0	0-0	1	0-0	0	0	0	38	
SAMMONS	6	0-0	0-0	0-0	0	0-0	0	0	0	36	
HENDRIX	2	0-0	0-0	0-0	0	0-0	0	0	0	12	
HILL	1	0-0	0-0	0-0	0	0-0	0	0	0	6	
HARRELL	1	0-0	0-0	0-0	0	0-0	0	0	0	6	
PURIFOY	1	0-0	0-0	0-0	0	0-0	0	0	0	6	
JACKSON	0	0-0	0-0	1-1	0	0-0	0	0	0	2	
COLLIS	0	0-0	0-0	0-0	0	0-1	0	0	0	0	
TOTAL	118	4-6	86-99	1-1	6	6-18	0	0	0	820	
OPPONENTS	133	6-9	106-123	3-2	5	5-8	0	2	0	942	

DEFENSIVE LEADERS	GP	Tackles				TFL/Yds	Sacks	Pass Def			Fumbles		Blkd Kick	Saf
		Solo	Asst	Total	Int-Yds			BrUp	QBH	Rec-Yds	FF			
PHILLIPS	18	96	22	107.0	2.0-4		3-0	39			1			
HILL	15	51	33	67.5	2.5-7		2-17	5			3-0	1		
HARRELL	16	48	14	55.0			7-49	12			5-38	1		
BURDEN	7	23	10	28.0				3						
SHELLEY	12	25	6	28.0				10						
DAWKINS	18	23	10	28.0	10.0-41	4.0-28		2	9		1-0	3		
ADDISON	6	20	8	24.0				7				1		
JACKSON	18	12	13	18.5	2.5-12	2.5-12		2	4		2-0	1		
SESAY	15	10	11	15.5	5.5-15	3.0-12		3	2			1	2	
CLEBERT	17	10	9	14.5	6.5-42	5.5-41			12		1-0	1		
PETERSON	18	11	6	14.0								1		
INGS	17	11	4	13.0							1-1			
GREGORY	16	9	7	12.5				1						
FORTE	12	8	8	12.0				2	1			1		
PURIFOY	2	6	3	7.5										
SAMMONS	11	4	6	7.0										
BARROW	2	4	5	6.5	3.0-15	1.5-8			2		1-0			
WILLIAMS	5	5	3	6.5										
WILLIAMS	1	5	1	5.5								1		
MAYS	2	2	6	5.0	1.0-5	0.5-4			2				1	
BARNETT	11	3	4	5.0										
GIDDINS	2	4		4.0							1-0			
MCCULLOUGH	11	2	3	3.5										
TOLIVER	18	3	1	3.5							1-0			
GRANT	3	3		3.0	1.0-4									

## 2015 STORM & OPPONENT GAME HIGHS

### TEAM GAME HIGHS

CATEGORY	NO.	OPPONENT
RUSHES	11	VS LAK (8/1)
YARDS RUSHING	35	AT NOV (7/18)
YARDS PER RUSH	13.0	VS PHL (5/23)
TD RUSHES	2	AT POR (4/3)
		VS ORL (7/11)
		VS LAK (8/1)
PASS ATTEMPTS	55	VS CLE (3/27)
PASS COMPLETIONS	31	AT NOV (7/18)
YARDS PASSING	362	VS CLE (3/27)
YARDS PER PASS	9.4	AT CLE (4/24)
TD PASSES	8	AT ORL (5/16)
TOTAL PLAYS	56	VS CLE (3/27)
TOTAL OFFENSE	365	AT CLE (4/24)
YARDS PER PLAY	8.5	AT CLE (4/24)
POINTS	63	VS JAX (5/2)
		VS JAX (6/12)
SACKS BY	3	AT ORL (5/16)
		VS LAK (8/1)
FIRST DOWNS	24	AT NOV (7/18)
PENALTIES	14	VS NOV (5/30)
		AT ARI (6/6)
PENALTY YARDS	87	AT ARI (6/6)
TURNOVERS	5	VS PHI (5/23)
INTERCEPTIONS BY	3	VS NOV (5/30)
		VS LAK (8/1)

### INDIVIDUAL GAME HIGHS

CATEGORY	NO.	PLAYER	OPPONENT
RUSHES	8	BOLTUS, JASON	AT POR (4/3)
		BOLTUS, JASON	VS ORL (7/11)
YARDS RUSHING	33	BOLTUS, JASON	AT NOV (7/18)
TD RUSHES	2	BOLTUS, JASON	AT POR (4/3)
		BOLTUS, JASON	VS ORL (7/11)
		HENDRIX, LINDRA	VS LAK (8/1)
LONG RUSH	14	BOLTUS, JASON	AT NOV (7/18)
PASS ATTEMPTS	55	BOLTUS, JASON	VS CLE (3/27)
PASS COMPLETIONS	31	BOLTUS, JASON	AT NOV (7/18)
YARDS PASSING	383	BOLTUS, JASON	VS CLE (3/27)
TD PASSES	8	BOLTUS, JASON	AT ORL (5/16)
LONG PASS	47	BOLTUS, JASON	AT ORL (5/16)
RECEPTIONS	14	GREGORY, JULIUS	AT ORL (8/8)
YARDS RECEIVING	174	TOLIVER, T.T.	VS ORL (7/11)
TD RECEPTIONS	4	TOLIVER, T.T.	AT CLE (4/24)
		TOLIVER, T.T.	VS JAX (5/2)
		TOLIVER, T.T.	AT ORL (5/16)
		GREGORY, JULIUS	AT ARIA (6/6)
		TOLIVER, T.T.	VS ORL (7/11)
LONG RECEPTION	47	SAMMONS, EMERY	AT ORL (5/16)
FIELD GOALS	1	PETERSON, CRAIG	AT CLE (6/19)
		PETERSON, CRAIG	VS ORL (7/11)
		PETERSON, CRAIG	AT JAX (7/25)
		PETERSON, CRAIG	VS LAK (8/1)
LONG FIELD GOAL	47	PETERSON, CRAIG	AT JAX (7/25)
LONG MFG RETURN	38	INGS, KENDRICK	AT PHI (6/26)
LONG KICKOFF RETURN	56	INGS, KENDRICK	VS PHI (5/23)
		INGS, KENDRICK	VS JAX (6/12)
		INGS, KENDRICK	VS ORL (7/11)
TACKLES	13.0	PHILLIPS, ALFRE	VS JAX (6/12)
SACKS	1.0	CLEBERT, RICHAR	AT POR (4/3)
		SESAY, BRANDON	VS SJS (4/10)
		CLEBERT, RICHAR	VS SJS (4/10)
		CLEBERT, RICHAR	VS NOV (4/17)
		JACKSON, DEXTER	VS JAX (5/2)
		SESAY, BRANDON	AT ORL (5/16)
		CLEBERT, RICHAR	AT ORL (5/16)
		DAWKINS, EVERET	AT ORL (5/16)
		JACKSON, DEXTER	VS PHI (5/23)
		SESAY, BRANDON	AT CLE (6/19)
		DAWKINS, EVERET	VS ORL (7/11)
		BARROW, RONY	VS LAK (8/1)
		CLEBERT, RICHAR	VS LAK (8/1)
		DAWKINS, EVERET	VS LAK (8/1)
		WASHINGTON, DAV	AT ORL (8/8)
TACKLES FOR LOSS	2.0	DAWKINS, EVERET	VS JAX (5/2)
		BARROW, RONY	AT ORL (8/8)
INTERCEPTIONS	2	HARRELL, JAMES	VS NOV (5/30)

### OPPONENT TEAM GAME HIGHS

CATEGORY	NO.	OPPONENT
RUSHES	14	VS NOV (5/30)
YARDS RUSHING	72	AT ORL (5/16)
YARDS PER RUSH	6.2	AT JAX (7/25)
TD RUSHES	4	AT NOV (7/18)
PASS ATTEMPTS	46	VS JAX (6/12)
PASS COMPLETIONS	26	VS JAX (6/12)
YARDS PASSING	357	VS JAX (6/12)
YARDS PER PASS	12.7	AT NOV (7/18)
TD PASSES	9	AT ARI (6/6)
TOTAL PLAYS	55	AT ORL (5/16)
TOTAL OFFENSE	374	VS ORL (7/11)
YARDS PER PLAY	9.6	VS ORL (7/11)
POINTS	71	VS PHI (5/23)
SACKS BY	5	VS SJS (4/10)
FIRST DOWNS	26	AT ORL (5/16)
PENALTIES	15	VS JAX (5/2)
PENALTY YARDS	119	VS PHI (5/23)
TURNOVERS	4	VS JAX (5/2)
		VS NOV (5/30)
		VS LAK (8/1)
INTERCEPTIONS BY	3	VS PHI (5/23)
		AT ARI (6/6)

### OPPONENT INDIVIDUAL GAME HIGHS

CATEGORY	NO.	PLAYER	OPPONENT
RUSHES	10	ROSS, DERRICK	AT JAX (JUL 25, 2015)
YARDS RUSHING	67	ROSS, DERRICK	AT JAX (JUL 25, 2015)
TD RUSHES	3	GOOSBY, JOE	VS PHI (MAY 23, 2015)
		ROSS, DERRICK	AT JAX (JUL 25, 2015)
LONG RUSH	43	ROSS, DERRICK	AT JAX (JUL 25, 2015)
PASS ATTEMPTS	46	GRADY, TOMMY	VS JAX (JUN 12, 2015)
PASS COMPLETIONS	26	GRADY, TOMMY	VS JAX (JUN 12, 2015)
YARDS PASSING	351	GRADY, TOMMY	VS JAX (JUN 12, 2015)
TD PASSES	9	DAVILA, NICK	AT ARI (JUN 06, 2015)
LONG PASS	46	SOUTHWICK, DANN	VS LAK (AUG 01, 2015)
RECEPTIONS	15	HOWARD, JAMAR	AT POR (APR 03, 2015)
YARDS RECEIVING	221	HOWARD, JAMAR	AT POR (APR 03, 2015)
TD RECEPTIONS	6	HILLS, JOE	VS JAX (JUN 12, 2015)
LONG RECEPTION	46	MORGAN, DONOVAN	VS LAK (AUG 01, 2015)
FIELD GOAL	2	PERTUIT, NICH	VS SJS (APR 10, 2015)
		LINDHOLM, GARRE	VS NOV (APR 17, 2015)
		LINDHOLM, GARRE	VS NOV (APR 17, 2015)
LONG FIELD GOAL	35	LINDHOLM, GARRE	VS NOV (APR 17, 2015)
LONG MFG RETURN	24	SAMPSON, DEMARC	VS LAK (AUG 01, 2015)
LONG KICKOFF RETURN	56	BEAVERS, LARRY	VS NOV (MAY 30, 2015)
TACKLES	14.0	STUBBS, CORTEZ	AT NOV (JUL 18, 2015)
SACKS	2.0	PAIGE-MOSS, DON	VS SJS (APR 10, 2015)
		FRITZ, RODNEY	VS SJS (APR 10, 2015)
		ROBINSON, BRYAN	VS PHI (MAY 23, 2015)
		JENNINGS, TEDDY	AT PHI (JUN 26, 2015)
		JENNINGS, TEDDY	AT PHI (JUN 26, 2015)
TACKLES FOR LOSS	2.5	JENNINGS, TEDDY	AT PHI (JUN 26, 2015)
INTERCEPTIONS	2	KELLEM, JEREMY	AT ARI (JUN 06, 2015)

## 2015 AFL FINAL STANDINGS

### AMERICAN CONFERENCE

#### SOUTHERN DIVISION

TEAM	W-L	PCT.	PF	PA	H	A	DIV	CON	STREAK
y- Orlando	12-6-0	.666	1023	951	7-2	5-4	5-1	10-4	W 5
x- Jacksonville	10-8-0	.555	971	901	7-2	3-6	2-4	8-6	W 1
Tampa Bay	7-11-0	.388	820	942	5-4	2-7	2-4	5-9	L 1

#### Eastern Division

TEAM	W-L	PCT.	PF	PA	H	A	DIV	CON	STREAK
z- Philadelphia	15-3-0	.833	1060	823	9-0	6-3	6-0	11-3	W 2
x- Cleveland	8-10-0	.444	953	959	3-6	5-4	3-3	6-8	L 1
New Orleans	3-14-1	.194	692	919	3-6	0-8	0-6	2-12	L 2

### NATIONAL CONFERENCE

#### Western Division

TEAM	W-L	PCT.	PF	PA	H	A	DIV	CON	STREAK
y- Arizona	14-4-0	.777	1003	825	8-1	6-3	5-1	10-4	W 1
Las Vegas	5-12-1	.305	740	909	3-5	2-7	3-3	5-9	L 2
Los Angeles	4-14-0	.222	724	915	3-6	1-8	1-5	4-10	L 3

#### Pacific Division

TEAM	W-L	PCT.	PF	PA	H	A	DIV	CON	STREAK
z- San Jose	17-1-0	.944	1061	662	8-1	9-0	6-0	13-1	W 6
x- Spokane	7-11-0	.388	847	971	4-5	3-6	2-4	6-8	W 1
x- Portland	5-13-0	.277	858	975	5-4	0-9	1-5	4-10	L 1

x- Clinched Playoff Spot    d - Clinched Division    z - Home Field

## 2015 AFL PLAYOFF RESULTS

### Divisional Round

SAN JOSE 55, Portland 28  
PHILADELPHIA 47, Cleveland 35  
Jacksonville 55, ORLANDO 33  
ARIZONA 72, Spokane 41

### Conference Championships

SAN JOSE 70, Arizona 67  
Jacksonville 61, PHILADELPHIA 56

### Arena Bowl XXVIII

SAN JOSE 68, Jacksonville 47

## 2015 STORM AFL RANKINGS

CATEGORY	STAT	RANK	CATEGORY	STAT	RANK
Record	7-11	17th	3rd Down Conv %	45.9	6th
Scoring Off	45.6	9th	Opp 3rd Down Conv %	38.9	3rd
Opp Pts/G	52.3	8th	4th Down Conv %	44.6	5th
Tot Off/G	282.5	4th	Opp 4th Down Conv %	53.1	9th
Opp Tot Off/G	272.5	7th	1st Downs/G	19.3	8th
Pass Yds/G	272.2	2nd	Opp 1st Downs/G	19.3	6th
Opp Pass Yds/G	247.1	7th	Ints Thrown	23	T3rd
Rush Yds/G	10.3	11th	Def Ints	13	T9th
Opp Rush Yds/G	25.4	11th	KO Ret Avg	16.2	10th
Yds/Carry	2.0	11th	RZ Off	73.5	10th
Sacks	18	T9th	RZ Def	79.1	7th
Sacks Allowed	35	3rd	Turnover Margin	(-11)	10th
Poss Avg	(-29-.25)	9th			

# 2015 SEASON IN REVIEW

## 2015 REGULAR SEASON LEAGUE LEADERS

### PASSING

NAME	TEAM	ATT	CMP	INT	PCT.	YDS	TD	EFF.
1. HIPPEARD	ORL	332	247	6	74.4	2997	61	133.7
2. STANLEY	SJS	92	57	0	62.0	723	20	126.0
3. MEYER	SJS	528	353	6	66.9	4057	93	124.7
4. GRADY	JAX	597	402	11	67.3	4660	95	122.6
5. RAUDABAUGH	PHI	620	411	12	66.3	4992	119	122.4
6. DAVILA	ARI	474	313	10	66.0	3519	87	118.8
7. AUSTIN	CLE	682	416	18	61.0	4651	101	107.4
8. SMITH	SPO	247	158	10	64.0	1816	32	101.5
9. MORRIS	ORL	241	136	7	56.4	1725	32	100.0
10. BOLTUS	TBY	714	408	23	57.1	5025	98	99.9

### RECEIVING

NAME	TEAM	REC	YDS	TD	LONG
1. GRAY	SJS	162	1698	44	45
2. THOMAS	PHI	155	1772	40	48
3. HILLS	JAX	150	1597	42	45
4. JONES	JAX	148	2087	38	48
5. TAYLOR	CLE	144	1597	43	45
6. WINDSOR	ARI	139	1754	39	47
7. GOODMAN	CLE	135	1262	27	24
8. MORGAN	LAK	132	2074	44	48
9. MCDANIEL	PHI	114	1277	29	30
10. TOLIVER	TBY	112	1536	35	45

### RUSHING

NAME	TEAM	ATT	YDS	AVG	TD	LONG
1. ROSS	JAX	147	586	4.0	33	43
2. TAGGART	PHI	103	301	2.9	16	25
3. BENSON	ARI	96	286	3.0	17	29
4. MORRIS	ORL	54	273	5.1	15	32
5. AUSTIN	CLE	56	185	3.3	12	18
6. BOLTUS	TBY	68	164	2.4	10	14
7. SIMONS	ORL	57	160	2.8	13	17
THOMPSON	ORL	28	160	5.7	5	19
9. MCPHERSON	LAK	31	154	5.0	8	22
10. MEYER	SJS	29	142	4.9	6	15

### TOUCHDOWNS

NAME	TEAM	TD	RUSH	REC	RET	PTS
1. GRAY	SJS	47	0	44	3	282
2. TAYLOR	CLE	45	1	43	1	272
3. MORGAN	LAK	44	0	44	0	264
4. WINDSOR	ARI	42	3	39	0	252
5. HILLS	JAX	42	0	42	0	256

### KICKING

NAME	TEAM	XK	XKA	FG	FGA	PTS
1. FREVERT	PHI	124	137	4	8	136
2. PERTUIT	SJS	134	150	3	6	143
3. LEWIS	ORL	118	129	6	8	136
4. RAUCH	JAX	98	118	7	15	119
5. TREVINO	CLE	104	116	7	8	125
6. ROWAN	SPO	100	117	3	8	109
7. PETERSON	TBY	85	98	4	6	97

### KICK RETURNS

NAME	KICK RETURNS					FG RETURNS					
	TEAM	RET	YDS	TD	LG	AVG	RET	YDS	TD	LG	AVG
1. BROOKS	POR	90	1994	8	57	22.2	1	0	0	0	0.0
2. THOMPSON	ORL	89	1854	5	58	20.8	2	62	1	52	31.0
3. JACKSON	CLE	74	1532	3	58	20.7	0	0	0	0	0.0
4. INGS	TBY	82	1435	3	56	17.5	1	38	0	38	38.0
5. GRAY	SJS	61	1282	3	58	21.0	0	0	0	0	0.0

### TACKLES

NAME	TEAM	SOLO	AST	TOTAL
1. FONTENETTE	SJS	136	21	146.5
2. COOK	ORL	79	32	95.0
3. KIZER	LAK	67	9	71.5
GLANTON	POR	63	17	71.5
5. PHILLIPS	TBY	96	22	107.0

### INTERCEPTIONS

NAME	TEAM	INT	YDS	AVG	TD	LONG
1. KELLEM	ARI	14	96	0	34	0.78
2. REID	JAX	9	150	1	49	0.75
3. FONTENETTE	SJS	12	115	1	27	0.67
4. ROMAIN	PHI	10	100	1	43	0.56
5. KIZER	LAK	5	92	2	40	0.50
MOTEN	LVO	6	71	1	21	0.50
7. HARRELL	TBY	7	49	0	25	0.44

### SACKS

NAME	TEAM	TOTAL
1. SYKES	JAX	18.5
2. MAKA	SJS	11.5
GLASPER	ARI	11.5
4. MCADOO	ARI	11.0
5. RUFFIN	SPO	11.0



## TAMPA BAY STORM

# HISTORY



## PITTSBURGH GLADIATORS

The Tampa Bay Storm can trace its lineage to the AFL's roots. Prior to coming to Tampa Bay, the franchise currently known as the Storm once resided in the city of Pittsburgh and was known as the Pittsburgh Gladiators.

The Gladiators were one of the four original Arena Football League franchises, along with the Denver Dynamite, Washington Commandos, and Chicago Bruisers. In fact, the Pittsburgh/Tampa franchise is the only franchise still existing from the original days of the AFL.

Though the Gladiators never won an AFL championship, they did compete in two ArenaBowl Championships during the team's four seasons in Pittsburgh. The Gladiators finished tied for the league's best record in both 1987 and 1989 and advanced to the league's championship game in both seasons.

Pittsburgh hosted the first-ever ArenaBowl in 1987, but fell 45-16 to the Denver Dynamite coached by AFL Hall of Fame head coach Tim Marcum. In 1989 the Gladiators traveled to Detroit to face the Detroit Drive in ArenaBowl III, but fell 39-26 in Joe Louis Arena. Oddly enough, in both ArenaBowl appearances the Gladiators lost to a team coached by Tim Marcum, the longtime coach of the Tampa Bay Storm.



In four seasons in Pittsburgh the Gladiators had a combined record of 17-18. Pittsburgh was 16-14 overall in the regular season however owned a 1-4 overall postseason mark. The team's only playoff win came in 1989 when the Gladiators avenged the 1987 ArenaBowl loss to the Denver Dynamite, downing the Dynamite 39-37 at the Pittsburgh Civic Arena.

On November 15, 1990, Gladiators' owner Bob Gries moved the team to the Tampa Bay area and the spacious confines of the 30,000-plus seat Florida Suncoast Dome in St. Petersburg, Florida. The team changed its name to the Tampa Bay Storm, won four ArenaBowl championships, including one in its first season in Tampa Bay, and became the premier franchise in the Arena Football League.

## FRANCHISE TIMELINE

**JUNE 19, 1987:** Franchise plays inaugural game as the Pittsburgh Gladiators, a 48-46 victory over the Washington Commandos

**AUGUST 1, 1987:** Gladiators host the first ArenaBowl and lose to the Denver Dynamite, coached by Tim Marcum, 45-16. The game is aired nationally on ESPN and played in front of 13,232 fans. July 30, 1988: Pittsburgh finishes the season 6-6. Gladiator quarterback Mike Hohensee finishes the season the highest rated quarterback (104.0) in the AFL. The Tim Marcum led Detroit Drive win ArenaBowl II 24-13 over the Chicago Bruisers.

**AUGUST 18, 1989:** The Gladiators play the Detroit Drive in ArenaBowl III. Led by Tim Marcum the Drive defeat the Gladiators 39-26 in front of 12,046 fans.

**AUGUST 11, 1990:** The team finishes 3-5 as the Detroit Drive wins its third consecutive ArenaBowl. The Gladiators Thomas Monroe leads the league in receptions and all-purpose yards.

**NOVEMBER 15, 1990:** Bob Gries, owner of the Pittsburgh Gladiators, moves the team to the spacious confines of the 30,000-plus seat Florida Suncoast Dome in St. Petersburg, Florida.

**MARCH 12, 1991:** Ken Meyer from Largo, Fla., wins the "Name the Team" contest and the Tampa Bay Storm is born. Also, former University of Tampa and University of Kentucky coach Fran Curci is named the Storm's head coach.

**MAY 24, 1991:** The Storm play their first preseason game in Jacksonville, Fla., against the New Orleans Night. Third-string QB Jay Gruden rallies the team from a 23-7 halftime deficit with three second-half TD strikes to lead the Storm to a 37-30 victory.

**JUNE 1, 1991:** The War on I-4 is born in the Storm's inaugural regular-season game against the Orlando Predators. The Storm fell 51-38, in what would be their only home loss of the season.

**JUNE 8, 1991:** The Storm win their first regular-season contest, a 52-12 decision over the Columbus Thunderbolts.

**JULY 27, 1991:** The Storm notch their first-ever win over the Orlando Predators with a 26-16 victory in Orlando.

**AUGUST 17, 1991:** The Storm play in the franchise's first ArenaBowl, facing the Detroit Drive in ArenaBowl V. ArenaBowl MVP Stevie Thomas scored four touchdowns, including the game-winner with 39 seconds left, to give the Storm a 48-32 victory.

**OCTOBER 9, 1991:** Fran Curci resigns as head coach of the Storm. Five days later Gries names Storm assistant Larry Kuharich the team's new head coach and general manager.

**MAY 16, 1992:** Storm fans set an AFL preseason record as 28,212 pack the Dome to watch ArenaBowl rematch between the Storm and the Drive.

**MAY 7, 1993:** The Storm shatter their own preseason attendance record, as 30,013 fans fill the Dome. The mark still stands, though it is not generally considered an AFL record because it was a preseason contest.

**JUNE 19, 1993:** The Storm and Predators add to their storied rivalry, as an AFL-record 28,745 fans watch a thriller in the Dome. The Storm, however, fall 46-45 when a late two-point conversation attempt fails.

**AUGUST 21, 1993:** The Storm cruise to their second ArenaBowl Championship, downing the Detroit Drive 51-31 in ArenaBowl VII. The game was the last for the Drive, who appeared in six straight ArenaBowls from 1988-93. The Drive's only losses in championship games came at the hands of the Storm.

**SEPTEMBER 1, 1994:** Peter "Woody" Kern, the owner of the Ft. Worth Cavalry, purchases the Storm from Bob Gries.

**JANUARY 5, 1995:** Kern hires Tim Marcum as head coach of the Tampa Bay Storm. Marcum previously led the Detroit Drive to three ArenaBowl championships and won the inaugural ArenaBowl with Denver.

**MAY 11, 1995:** Marcum takes over as general manager in addition to his duties as the team's head coach.



**SEPTEMBER 1, 1995:** Exactly one year after Kern purchased the Storm; Tampa Bay again hoists the ArenaBowl trophy. The Storm knocks off Orlando 48-35 in ArenaBowl IX. George LaFrance becomes the first and only player ever to win the ArenaBowl MVP three times after scoring three touchdowns, including a 57-yard kick return.

June 22, 1996: The Storm snap the AFL record for consecutive victories, winning their 14th straight game with a 43-12 triumph over Memphis.

**AUGUST 26, 1996:** The Storm win their fourth ArenaBowl Championship in six seasons, defeating the Kurt Warner-led Iowa Barnstormers, 42-38, in ArenaBowl X. The Barnstormers set or tied six ArenaBowl records, but it was Jay Gruden, playing in his final contest as Storm QB, who stole the show, tossing five touchdown passes. The Storm defense sealed the victory, holding the Barnstormers out of the end zone on four consecutive plays from inside the five-yard line.



**OCTOBER 1996:** Jay Gruden retires from Arena Football as the AFL's all-time leader in every passing category. Gruden, who would move on to the coaching ranks, finished 12-2 as a starter in the post-season. In a shocking move, Gruden would later announce his resignation as the head coach of the Orlando Predators following the 2001 season so that he could play quarterback for the team in 2002.

**MAY 10, 1997:** The Storm play their first-ever contest in the Ice Palace, allowing MLB's Tampa Bay Devil Rays to occupy the ThunderDome in St. Petersburg. The Storm down the Bobcats, 38-19, in their Ice Palace debut.

**JUNE 12, 1998:** For the first time since taking over as Orlando Predators head coach, Jay Gruden faces his former coach Tim Marcum. Marcum gets the best of his former athlete, winning a 42-34 contest in Orlando.

**AUGUST 23, 1998:** The Storm advance to ArenaBowl XII but fall 62-31 to Gruden's Predators. The Storm swept the regular-season series from Orlando.

**APRIL 29, 1999:** The Storm down the Milwaukee Mustangs, 49-42, in the team's 100th regular-season game.

**JULY 24, 1999:** The Storm notch their 100th victory with 52-48 win in San Jose. The contest also marked the final game as a member of the Storm for AFL great George LaFrance.

**JUNE 3, 2000:** Tim Marcum becomes the first AFL coach to win 100 regular-season games as Tampa Bay destroys the Florida Bobcats 77-26

**JULY 14, 2000:** Storm FB/LB Andre Bowden becomes only the second player in Arena Football history to rush for over 1,000 yards.

**MAY 4, 2001:** Storm kicker Mike Black becomes the first kicker in Arena Football history to score 1,000 regular-season points, as he nails a 50-yard field goal in Milwaukee.

**MAY 18, 2001:** Storm head coach Tim Marcum makes his return to the Motor City. Marcum, coaching in his first game in Detroit since leaving in 1993, led the Storm to a 41-14 victory over the expansion Detroit Fury. Marcum won three ArenaBowl Championships in five seasons with the Detroit Drive.

**JUNE 1, 2001:** The Storm defeat Carolina 58-51 in overtime to win their seventh straight contest. That is the longest streak since the Storm won nine consecutive games in 1998 and the longest winning streak to open a season since the team won eight straight in 1996.

**JUNE 9, 2002:** Tampa Bay faces Jay Gruden on the field for the first time when the Storm travel to Orlando to face the Predators. Tampa Bay defeats its all-time passing leader, 48-45, when David Saunders catches a four-yard touchdown pass from Scott Milanovich with 0:07 left in the fourth quarter. Gruden goes on to complete 24-of-32 passes for 286 yards and four touchdowns in the game against his former team.

**JULY 20, 2002:** The Tampa Bay Storm defeat the expansion Georgia Force, 67-61, in overtime. In the contest, defensive specialist T.T. Toliver returned two kickoffs for touchdowns and set team records with 274 kick off return yards and 317 combined returned yards.

**JULY 27, 2002:** In the playoffs for a league-record 12th straight season, the Tampa Bay Storm become the first ever No. 12 seeded team to win an AFL playoff game. The also became the first team to win a playoff game as the tournament's lowest seed, as the Storm soundly defeated the Los Angeles Avengers, 66-41, at the Staples Center in Los Angeles.

**JANUARY 31, 2003:** The Storm open the 2003 season with a 60-20 victory over the Carolina Cobras. WR/DB Keita Crespina scores on the first play from scrimmage after returning an interception 20 yards for a touchdown. During the contest WR/DB Gary Compton becomes just the third player in Arena Football history to surpass 10,000 receiving yards. QB John Kaleo also becomes just the ninth player in AFL history to reach 18,000 career passing yards and OS Freddie Solomon turns in one of the best performances ever for a Storm receiver playing in his first game, catching ten passes for 132 yards and three touchdowns.

**FEBRUARY 17, 2003:** WR/LB Gary Compton's second quarter touchdown against the Las Vegas Gladiators gives him 1,204 career points scored, placing him fifth all-time on the league's all-time list.

**FEBRUARY 23, 2003:** WR/LB Lawrence Samuels caught his 400th career pass as the Storm snapped a two-game losing skid and defeated the Grand Rapids Rampage, 58-56, on a 23-yard field goal at the buzzer by newly-signed kicker Ian Howfield.

**MARCH 2, 2003:** QB John Kaleo becomes the first quarterback in Storm history to pass for more than 300 yards in back-to-back games, as he completes 17-of-23 passes for 314 yards against the Detroit Fury. Kaleo's performance included a perfect second quarter, in which he was 7-for-7 for 115 yards, including throwing three touchdown passes.

**MARCH 8, 2003:** John Kaleo becomes the eighth player in AFL history to pass for over 19,000 yards and 300 touchdowns after tossing five touchdown passes against the Buffalo Destroyers in a 27-2 victory. The game was also the 200th AFL game coached by Storm head coach Tim Marcum.



**MARCH 28, 2003:** Storm head coach, Tim Marcum picked up his 150th career victory with a 68-39 win over the Arizona Rattlers. The Storm also won their sixth straight game and John Kaleo became just the seventh player in AFL history to surpass 20,000 passing yards.

**APRIL 4, 2003:** John Kaleo moves past former Storm quarterback Jay Gruden into sixth place on the league's all-time passing list. The Storm also won its seventh game in a row, matching a seven-game winning streak from the 2001 season.

**MAY 11, 2003:** Lawrence Samuels becomes the fifth player in Storm history and the second player this season to surpass 1,000 receiving yards. Freddie Solomon also accomplished the same feat earlier in the season, making them just the second pair ever to both gain 1,000 receiving yards in team history. Stevie Thomas and George LaFrance both had over 1,000 receiving yards in 1996.

**MAY 18, 2003:** The Storm win their 12th game of the season, tying for the league-best overall record. Tampa Bay also cracks Georgia quarterback Leon Murray on the last play of the game, tying the team record for sacks in a season (29). John Kaleo moved past George LaFrance into second place on the Storm's all-time receiving yards list.

**JUNE 7, 2003:** The Storm defeat the Orlando Predators, 60-50, in the semi-finals of the AFL playoffs. Tampa Bay advanced to its sixth ArenaBowl. The Storm host the ArenaBowl for their fourth time, and the second time in the St. Pete Times Forum in Tampa.

**JUNE 22, 2003:** Tampa Bay defeats Arizona, 43-29, to claim its league-record fifth ArenaBowl championship. Lawrence Samuels becomes the first player to ever be named Game MVP and Ironman of the Game in an ArenaBowl. The game is played in front of 20,496 at the St. Pete Times Forum, the second largest crowd ever to watch an ArenaBowl game and the largest Football crowd ever at the St. Pete Times Forum.

**FEBRUARY 13, 2004:** Lawrence Samuels catches seven passes for 79 yards against the Georgia Force. Those receptions allow Samuels to eclipse 400 career receptions and 5,000 career receiving yards.

**MARCH 27, 2004:** Tampa Bay offensive specialist Freddie Solomon becomes the second fastest Storm receiver to reach 2,000 career yards after tallying 65 yards at Georgia. He accomplished the feat in 23 games. Storm legend Stevie Thomas did it in 22 games.

**APRIL 11, 2004:** The Storm drop a 51-36 decision at Chicago to fall to 3-7 on the season. The start to the 2004 campaign matches the worst start to a Storm season in team history and puts the team's 13-year playoff appearance streak in jeopardy.

**MAY 2, 2004:** The Storm wins their fourth consecutive contest against their archrival Orlando Predators. The win gives Tampa an 18-17 advantage in the all-time series versus Orlando. The four-game winning streak for Tampa Bay is the longest in the series since a five-game winning streak by the Storm that occurred from 1994-1996.

**MAY 9, 2004:** Freddie Solomon collects 182 receiving yards against Los Angeles, pushing him past the 1,000 receiving yard mark for the season. Solomon becomes the first player in Storm history to record back-to-back 1,000 receiving yard seasons for Tampa Bay since George LaFrance did so in 1996 and 1997.

**MAY 23, 2004:** Storm lineman Nyle Wiren records his sixth sack of the season when he sacks New Orleans VooDoo quarterback John Fitzgerald. The six sacks by Wiren are a single season career high and move the veteran player into second place on the team's all-time sacks list.

**MAY 30, 2004:** The Storm down the Dallas Desperados 59-57 to notch their sixth straight win and close out the season with a 9-7 overall record. The Storm advance to the playoffs for a league record fourteenth consecutive season and earn the seventh seed. In the game against Dallas, Lawrence Samuels has his 19th interception as a member of the Storm, allowing him to move into second place on the Storm all-time list.

**MAY 15, 2005:** The Storm defeat the New York Dragons 61-58 to keep their playoff hopes alive. With the win they also became only the second team to go undefeated at home (8-0) in a season, the Georgia Force had done it earlier in the day.

**MAY 22, 2005:** The Storm clinch and AFL record 15th consecutive playoff birth by defeating the Columbus Destroyers 78-53. Quarterback Shane Stafford finished the season with the most prolific season by any Storm quarterback. Stafford's record breaking numbers included most completions (405), touchdowns (83), and yards (4,522).

**FEBRUARY 10, 2006:** Tampa Bay extends its home winning streak to 12 games with a 61-60 victory over the Georgia Force. The Storm stopped a two-point conversion by Georgia with no time remaining in regulation to secure the victory.

**FEBRUARY 19, 2006:** In a 67-64 overtime loss to the Orlando Predators, Shane Stafford has a career day as he set Storm all-time game highs with 36 completions, 458 passing yards and eight touchdowns. Stafford's 36 completions tied him for second all-time in AFL, while his 458 yards passing is third all-time in the AFL.

**FEBRUARY 25, 2006:** Storm Ironman Lawrence Samuels catches three passes for 80 yards to become the Storm all-time leader in reception yards with 7,851. Quarterback Shane Stafford became the first passer in AFL history to throw for more than 400 yards in consecutive games.

**MAY 6, 2006:** The Columbus Destroyers, led by John Kaleo, defeat the Tampa Bay Storm 48-51. The loss ensures that the Storm will not make the playoffs for the first time in franchise history.

**MARCH 3, 2007:** Lawrence Samuels surpasses 10,000 career all-purpose yards.

**MARCH 31, 2007:** Tampa Bay falls 69-49 to the San Jose SaberCats to start the season 0-5. This is not only the worst start in franchise history but also the longest losing streak.

**JUNE 9, 2007:** The Storm defeat the Philadelphia Soul 69-59 on Bill Currie Ford Field to clinch a playoff birth. It is the 20th playoff appearance for the franchise, most in the Arena Football League. Lawrence Samuels break the 1,000 yard barrier as the Storm become the first team in 2007 with three 1,000 yard receivers and only the third team in AFL history to accomplish that feat.

**JUNE 23, 2007:** With two touchdowns on the ground against Austin, Torrance Marshall sets a franchise single season mark with 17 touchdowns in a season. Head Coach Tim Marcum wins his 190th career ball game and 135th with the Storm.

**JUNE 30, 2007:** Storm return to the playoffs against the Columbus Destroyers in what is the 300th game in franchise history.

**DECEMBER 7, 2007:** Dr. Bob Nucci purchases a controlling interest in the Tampa Bay Storm, providing the Storm with local ownership. Nucci impact is immediately felt as he upgrades the offices and marketing efforts.

**MAY 31, 2008:** Wide Receiver Lawrence Samuels hauls in the 992nd reception of his career to surpass Barry Wagner and become the AFL's all-time leader in career receptions in a 56-55 loss to the Force in Georgia.

**JUNE 14, 2008:** Lawrence Samuels catches the 1,000th pass of his career becoming only the sixth player in professional football history to accomplish this feat. Kick returner Sedrick Robinson surpasses Hunkie Cooper to become the AFL's all-time leader in kickoff return yards...the following week he would surpass 10,000 career kickoff return yards.

**JUNE 21, 2008:** Despite defeating the Los Angeles Avengers 72-47 to finish the season 8-8, the team fails to make the playoffs for only the second time in its history.

**MARCH 26, 2010:** New ownership is introduced at half time of the Orlando vs. Tampa Bay scrimmage. The group is led by Todd Boren and his three partners Michael O'Quinn, Steven Jones and Robert Dison. The Storm went on to thump the Predators 40-16.

**MAY 1, 2010:** Former head coach Tim Marcum wins his 200th career game as the Tampa Bay Storm defeat the Arizona Rattlers 62-61 as the Rattlers failed to convert a two-point conversion as time expired.

**JUNE 25, 2010:** In a 78-39 Storm victory over the Bossier-Shreveport Battle Wings wide receiver Hank Edwards becomes the first receiver in franchise history to break the 200-yards receiving barrier with a 10 reception performance for 209 yards. The week prior, Edwards set a career high with 14 receptions for 195 yards. That is the best two-game total in franchise history for a wide receiver.

**JULY 24, 2010:** Quarterback Brett Dietz throws three touchdown passes against the Alabama Vipers. He becomes the first quarterback in franchise history to reach 100 touchdown passes in a season and the sixth player in AFL history to reach that mark. He would finish the season with 106 touchdowns.

**JULY 31, 2010:** Storm wide receiver DeAndrew Rubin has the biggest game in franchise history for a receiver as he records a team record 17 receptions for 245 yards. The 245 yards were the single highest total of any game that season in the AFL. Dietz passes for 398 yards to break the 5,000 yard barrier on the season, making him the first quarterback in team history to do so. He finished the season with 5,054 yards.

**AUGUST 20, 2010:** The franchise participates in a League leading ninth ArenaBowl, however the Spokane Shock defeat the Storm denying the team its sixth championship.

**JANUARY 13, 2011:** Tampa Bay Sports & Entertainment Football, LLC, a subsidiary of Tampa Bay Sports and Entertainment LLC, under the leadership of chairman Jeff Vinik, announced the purchase of the Tampa Bay Storm. TBSE LLC, a company controlled by Jeff Vinik, closed on its purchase of the Tampa Bay Lightning, the leasehold rights to the St. Pete Times Forum and ownership of adjacent real estate on March 3, 2010.

**MARCH 16, 2012:** Tampa Bay defeats the Georgia Force 50-47 for its 200th regular season victory, becoming the first team in AFL history to reach that milestone.

**APRIL 30, 2012:** During Legends Night, the Storm honor legendary AFL Ironman Lawrence Samuels by officially retiring his No. 22 jersey.

**APRIL 6, 2013:** Storm WR Joe Hills has one of the greatest receiving games in Storm history. He would finish the night with 16 receptions (second-most in Storm history) for 259 receiving yards (single-game franchise record).

**MAY 10, 2013:** Storm QB Adrian McPherson breaks the AFL record for most rushing touchdowns by a quarterback in a single season with his 23rd rushing touchdown. McPherson would finish the season with 31 rushing touchdowns, a Storm all-time single-season record.

**JULY 13, 2013:** In a game versus the San Antonio Talons, Joe Hills catches three touchdowns, snapping the Storm single-season franchise record (39).

**JULY 27, 2013:** Joe Hills goes on to break two records in a game versus the Jacksonville Sharks, catching 11 passes for 144 yards. He would finish the regular season with 133 receptions and 1,861 receiving yards, both franchise records.

**SEPTEMBER 5, 2013:** Storm legend and AFL Hall of Famer Lawrence Samuels named head coach of the Tampa Bay Storm.

**APRIL 10, 2015:** Storm wide receiver T.T. Toliver becomes the 17th player in professional football history to reach 1,000 career receptions in a game versus the San Jose SaberCats. He joins Lawrence Samuels as one of only two Storm players to reach this milestone.

## THE WAR ON I-4

Merriam-Webster Dictionary defines the term war as “a struggle or competition between opposing forces or for a particular end.” That may not be strong enough to accurately depict the seasonal series of skirmishes between the Tampa Bay Storm and the Orlando Predators, dubbed the War on I-4.

Every season players, coaches, and fans of the two rivals gear up for the annual match-ups. On game days, the best of friends become mortal enemies from the deep chasm caused by the rivalry. Heroes become traitors, and the intense hatred galvanizes the casual fan, forcing him to choose one side or the other.

Penned longtime observer John Cotey of the St. Petersburg Times, “It is the fiercest rivalry in all of Arena Football, driven by an unmistakable dislike for each other, fueled by a series of incredible finishes, and framed by a postseason history so rich that players on both sides have never hesitated to compare it to Auburn-Alabama, Ohio State-Michigan, or Green Bay-Chicago.”

It's not just the fact that the teams are separated by only 85 miles that intensifies the match-ups between the Southern Division rivals. And it's not just the natural civic rivalry among two of central Florida's largest metropolises. It's more. Tampa Bay and Orlando may well represent the two top franchises in the AFL. Both teams have claimed seven of the league's 22 championships, as the Storm own a league-high five ArenaBowl rings, winning championships in 1991, 1993, 1995, 1996, and 2003. The Predators found AFL glory in 1998 and 2000.

But that's not all. Some of the game's greatest players have laced up the sneakers like Army boots, put on the uniform as if he were donning fatigues, and treated every touchdown, interception, and bone-jarring hit produced in the War on I-4 as if they were medals of honor. From George LaFrance, Stevie Thomas, Lawrence Samuels and Jay Gruden to Ben Bennett, Kenny McEntyre, Barry Wagner and Herkie Walls, all have experienced the rivalry, and all have helped to set the tone for the ferocity.

Veterans of many so-called rivalries will admit that much of the off-field pomp and circumstance comes from trumped up hype with very little meaningful action ever taking place. But the same charge can't be levied against the Storm-Predators rivalry. Seemingly every game holds deep meaning, whether the teams are jockeying for postseason position or fighting do-or-die in the playoffs.

By the end of 2012 Tampa Bay and Orlando had met 42 times in the regular season, with the tally tied 21-21. The teams have also met eight times in the playoffs, with each team taking four contests. The teams have even tangles in the ArenaBowl twice, with Tampa Bay taking ArenaBowl IX in 1995 and Orlando prevailing in ArenaBowl XII in 1998. To further illustrate the parity among the teams, the total point differential through 50 games (regular and postseason) is only 9 points.

The rivalry began innocently enough. Tampa Bay and Orlando met to open the 1991 season, marking the first-ever regular season game between the two teams. The Predators won that game, 51-38, as 10,354 fans witnessed the birth of a rivalry. That loss proved to be Tampa Bay's only blemish in 1991 and the Storm evened the score, 26-16, later in the season before winning the ArenaBowl championship.

Orlando sought revenge and got it the next season, winning an overtime thriller in the semi-finals of the playoffs and dashing the Storm's hopes of repeating as ArenaBowl Champions.

That's when the heat began to rise and the flames of the rivalry were fanned. The intensity overflowed from the field and into the stands, as Sherry Gruden, the wife of Storm quarterback Jay Gruden, got beer and soda poured on her and profanity lobbed her way during a game in Orlando. Later that season, before an ArenaBowl Football-record crowd of 28,745 fans in the ThunderDome, the Storm failed on a late two-point conversion and the Predators swept the regular season series.

But, payback was hell for Orlando, as the teams met for a third time that season in the semi-finals of the playoffs. The Storm avenged the earlier losses and won a thrilling 55-52 contest that propelled the Storm into ArenaBowl VII. Tampa Bay would go on to beat the Tim Marcum led Detroit Drive the following week and claim the team's second ArenaBowl championship in three seasons.

From that point on the rivalry was really pushed into high gear. The teams split in 1994 and 1996 and Tampa Bay swept Orlando in 1995. During that span Gruden led the Storm to back-to-back ArenaBowl championships in '95 and '96.

Without Gruden, Orlando swept the 1997 season series from the Storm. And on August 29, 1997, the Predators wrenched the knife even deeper into the hearts of Storm fans, hiring legendary Storm quarterback Jay Gruden as their head coach.

Once a hero, Gruden was now vilified by Storm supporters. Gruden led the Predators to a so-so regular season in which he suffered a pair of losses at the hands of the Storm. However, Gruden's Predators heated up late and marched through the playoffs and into ArenaBowl XII. Brimming with confidence, the Storm hosted what they figured to be their fifth Arena Football championship, only to be denied by their former quarterback and their hated rivals.

Orlando suddenly became the hot team under Gruden's guidance, playing in three straight ArenaBowls and winning two championships. The Storm continued to have success in the regular season, but the tide turned, as Orlando dominated in the postseason.

As if Gruden coaching the Predators wasn't enough, the onset of the 2002 season again brought a new dimension to this intense rivalry, as Gruden returned to the playing field for the first time since leading the Storm to their last championship. Only this time he was not wearing the familiar Tampa Bay Storm uniform. Instead he donned the black and red of the hated Orlando Predators. Tampa Bay and Orlando split the 2002 season series, with each winning on the other's home floor as both teams rebounded from disappointing regular seasons to make strong runs in the playoffs.

Tampa Bay returned the favor prior to the 2003 season, stealing away two of the Predators' more popular players. WR/LB Cliff Dell, a fan favorite in Orlando for his hard-nosed aggression and penchant for making big plays, signed a free agent contract with the Storm. Then, just weeks later, Tampa Bay inked BJ Cohen, Orlando's top lineman and one of the Predators all-time sacks leaders. Spurred on by those players, along with the acquisition of longtime Orlando quarterback Pat O'Hara, the Storm tied a franchise record by winning 15 games in 2003 and claiming the team's fifth ArenaBowl title. Along the way the Storm dismissed the Predators from the playoffs with a 60-50 semifinal win in a contest that Cohen forced a crucial Jay Gruden fumble and recovered it. Later, Dell would pick off Gruden in the endzone late in the game to seal the victory. Two weeks later in ArenaBowl XVII, O'Hara came off the bench to spell an injured John Kaleo in the third quarter and led the Storm to a 43-29 victory.

The pendulum continued to swing in favor of Tampa Bay in 2004, as the Storm swept the regular season series from Orlando. Gruden and his players were on hand as the Storm raised their fifth world championship banner to the rafters of the St. Pete Times Forum on February 8. The Storm quickly dismissed their archrivals, 52-41. Later in the season Tampa Bay held off a late Orlando charge for a 63-58 win, giving the Storm four straight wins over the Predators. The streak is the longest for the Storm since a five-game winning streak that occurred from 1994-96.

In 2005 the two combatants tangled in week 4. The Storm failed to score in the 3rd quarter for the first time in 47 quarters dating back to week seven of the 2004 season. The Predators pulled away with a 61-46 win at the TD Waterhouse Center. The second meeting between the hated Southern Division rivals occurred in week 11. The Storm evened the season series behind Shane Stafford (27-40, 262 yds. 4 TD's) and Freddie Solomon (6 rec. 75 yds. 2 TD's) to beat the Predators 54-42.

The 2006 season was a daunting season for the Storm in the battle of I-4, losing both regular season contests to the Predators. Tampa lost at home in a stunning overtime game. The future for both teams held even more significance as Shane Stafford and Floyd Young defected to Orlando and John Kaleo returned to lead the Storm in 2007, however, for the second consecutive season the Predators swept the season series, winning contests in Week 1 (52-27) and Week 7 (61-37).

The tide would turn during the 2008 season as the Storm would go on to sweep the Predators for the first time since 1999. The Storm went on to extend the winning streak to three games in 2010, however, in the regular season finale the Predators would put that streak to an end with a 75-60 victory at the St. Pete Times Forum in a game marred by the ejection of two Predator's players. The teams would meet two weeks later in the American Conference Championship game as the Storm extracted revenge with a thrilling 63-62 victory to even the all-time series at 23 games apiece.

The teams enter the 2016 season with Orlando leading the overall series 31-27. The teams met three times during the 2015 regular season for the second time in history, with the Predators sweeping the season series 3-0. After 24 seasons, who knows what twists and turns this wild rivalry will take.

Just what twists and turns the War on I-4 takes next is still yet to be determined. But one thing will always remain the same – the take no prisoners, win at all costs nature of the fiercest rivalry in Arena Football will continue to bring football fans in central Florida coming back for more.



## MEMORABLE MOMENTS IN THE WAR ON I-4



### **ORLANDO 51, TAMPA BAY 38 (JUNE 1, 1991)**

The Storm falls to the Predators in the first game in franchise history for both teams. Orlando QB Reggie Collier threw for seven touchdowns, three each to Reggie Smith and Herkie Walls. The loss was the only blemish on the Storm's home record that season. Tampa Bay would also get the last laugh, beating Orlando in the rematch 26-16, in Orlando.

### **ORLANDO 24, TAMPA BAY 21 (AUGUST 15, 1992)**

After splitting a pair of games in the regular season, the Predators and Storm hooked up in the AFL semifinals. After playing to a 21-21 draw through four quarters, Jorge Cimadevilla won it for Orlando with a 17-yard field goal in overtime.

### **ORLANDO 46, TAMPA BAY 45 (JUNE 19, 1993)**

The rivalry was at its pinnacle when an AFL record 28,746 fans jammed the Thunderdome to watch two of the league's best teams square off. Jay Gruden's two-point conversion attempt fell incomplete with 2:29 remaining as the Predators held on for a 46-45 win and a regular season series sweep.

### **TAMPA BAY 55, ORLANDO 52 (AUGUST 14, 1993)**

The league's two best teams met in the semifinals for the second consecutive year. This time, the Predators trailed for most of the game but tied the score at 38-38 on a 4th quarter Billy Owens' touchdown. Momentum appeared on the Predators side when they held Tampa Bay to a field goal on the next possession, but Arden Czyzewski's ensuing kickoff bounced off the net frame and was recovered by Jeff Mayes for a touchdown and a 10-point Storm led.

### **TAMPA BAY 40, ORLANDO 39 (AUGUST 13, 1994)**

Tampa Bay slashed any hopes by the Predators of running off a perfect season. After posting 11 consecutive wins, the Orlando Predators missed an opportunity to become just the seventh team in modern day professional football history to record a perfect regular season when Storm kicker Mike Lazecki booted an 18-yard field goal with 31 seconds remaining to give the Storm a 40-39 upset win. Orlando still had a chance to win, until quarterback Duke Tobin's fifth interception fell in the hands of Storm defensive back Eddie Brown in the Tampa Bay end zone with 10 seconds remaining.

### **TAMPA BAY 48, ORLANDO 35 (SEPTEMBER 1, 1995)**

Under first-year head coach Tim Marcum, the Storm complete their third championship season by defeating the archrival Predators in ArenaBowl IX. The win came exactly one year after Storm owner Woody Kern purchased the team. In the game George LaFrance became the first and only player to ever win the ArenaBowl MVP three times after scoring three touchdowns, including a 57-yard kickoff return for a touchdown.

### **TAMPA BAY 42, ORLANDO 34 (JUNE 12, 1998)**

For the first time since the former Storm quarterback took over as head coach of the Predators, Gruden's Orlando team faced the Storm and head coach Tim Marcum. Marcum gets the best of his former student, winning a 42-34 contest in Orlando.

### **ORLANDO 62, TAMPA BAY 31 (AUGUST 23, 1998)**

After being crushed by the Storm twice in the regular season, the Predators pulled off the biggest and most unlikely upset in ArenaBowl history with a 62-31 win over 14-2 Tampa Bay.

### **ORLANDO 41, TAMPA BAY 19 (AUGUST 7, 1999)**

Orlando became the first #8 seed in AFL history to knock off a #1 seed, as the 7-7 Predators shocked the 11-3 Storm, 41-19 in the playoffs. The Storm led 10-0 at the half, but Orlando rallied and dominated the second half. Orlando would go on to become the first #8 seed to ever make it to the ArenaBowl after upsetting #2 seeded Iowa the following week, 48-41.

### **ORLANDO 34, TAMPA BAY 24 (AUGUST 8, 2000)**

For an unprecedented third consecutive year, the Predators and Gruden would send Tampa Bay packing in the playoffs. This time it was more difficult, as Orlando led by just three (20-17) in the third quarter. Orlando receiver Joe Douglass scored on a 33-yard pass from Connell Maynor and Maynor then ran over from the 9-yard line as the Predators took a 34-17 lead late in the 4th quarter.

### **TAMPA BAY 48, ORLANDO 45 (JUNE 9, 2002)**

Tampa Bay faced Jay Gruden on the field for the first time since the former Storm signal caller traded in his coaching duties to get back on the field, this time as quarterback of the hated Predators. Tampa Bay defeated its all-time passing leader, 48-45, when David Saunders caught a four-yard touchdown pass from Scott Milanovich with just seven seconds left in the game. Gruden completed 24-of-32 passes for 286 yards and four touchdowns.

### **TAMPA BAY 60, ORLANDO 50 (JUNE 7, 2003)**

John Kaleo out-dueled Jay Gruden as the Tampa Bay Storm knocked off the Orlando Predators, 60-50, in the semifinals of the Arena Football League playoffs. Orlando had a 28-20 lead in the second quarter, but Tampa Bay rallied to take a 33-31 lead at the half. In the second half the Storm jumped out to a 47-31 lead and sealed the victory when TT Toliver picked off a Jay Gruden pass and returned it 30 yards for a touchdown with 40 seconds left in the game. The win propelled the Storm into ArenaBowl XVII, where they defeated the Arizona Rattlers, 43-29, for the team's fifth ArenaBowl title.

### **TAMPA BAY 63, ORLANDO 58 (MAY 4, 2004)**

The Storm win their fourth straight game against the Orlando Predators, marking the longest winning streak by Tampa Bay in the series since a five game winning streak that stretched through parts of the 1994, 1995, and 1996 seasons. Tampa Bay opened up a 51-23 lead after three quarters, but the Predators threatened to make an improbable comeback, tying the game at 51-51 before a pair of late Storm touchdowns salted the game away.

## MEMORABLE MOMENTS IN THE WAR ON I-4

### ORLANDO 67, TAMPA BAY 64 (OT) (FEBRUARY 19, 2006)

The Predators snapped the twelve game home win streak the Storm had coming into this overtime thriller. Tampa Bay's twenty-two point fourth quarter helped the team force overtime against their heated rival. Stafford went 36 of 52 for 458 passing yards which is third all-time in the AFL's twenty year history. An overtime field goal led the Predators to victory to end the suspenseful match up.

### ORLANDO 61, TAMPA BAY 37 (APRIL 14, 2007)

The Predators sweep the season series the Storm for the second consecutive season with this victory. Greg White led a ferocious defensive effort, knocking starting quarterback Stoney Case out of the game with a dislocated right shoulder, as the Predator defense scored 23 points. The game started with a 3-0 Storm advantage in the first quarter before Orlando scored 21 unanswered points in the final two minutes of the second quarter to take a 35-9 lead in the first half.

### TAMPA BAY 71, ORLANDO 61 (JUNE 7, 2008)

Tampa Bay completes a sweep of the season series for the first time since 1999 as the Storm win in front of 17,344 fans at the St. Pete Times Forum. Sedrick Robinson returned a kickoff for a touchdown on the last play of the first half to give the Storm a 10 point lead and the momentum heading into the locker room at halftime. Defensive back Traco Rachal foiled a successful Predators onsite kick as he picked off former Storm quarterback Shane Stafford with 0:47 left on the clock to seal the victory.

### ORLANDO 75, TAMPA BAY 60 (JULY 31, 2010)

Orlando puts an emphatic end to Tampa Bay's win-streak over the Predators with an Impressive 75-60 victory in a game marred with player misconduct as tow Predators, Bobby Sippio and Julius Wilson, get ejected from the game. Brett Dietz becomes the all-time, single-season passing yards record holder for the Storm with 5,054, surpassing Shane Stafford's 4,793 yards passing in 2006.

### TAMPA BAY 63, ORLANDO 62 (AUGUST 7, 2010)

Tampa Bay extracts revenge on Orlando for the loss two weeks prior. The Storm held off the Predators, 63-62, to win the American Conference Championship and earn the right to meet the Spokane Shock in ArenaBowl XXIII in Spokane, a league leading ninth ArenaBowl appearance for the franchise. With 45.7 seconds left Carlos Martinez' extra point to tie the game at 63 was backed up by two consecutive Predators' penalties. Martinez' 28-yard extra point kick hit the right upright, then Orlando got an interception into the endzone with 14 seconds left and Orlando's last ditch 49-yard field goal attempt by Martinez fell under the bar as time ran out.

### TAMPA BAY 46, ORLANDO 44 (JUN. 17 2011)

After falling to Orlando earlier in the season in Orlando, Tampa Bay pulled out a nail-biter defeating the Predators 46-44 at the St. Pete Times Forum. During the game the ferocious Storm defensive line would sack Predators' quarterback Nick Hill seven times, including 4.5 sacks by lineman Jarriett Buie. His effort tied the single-best effort in franchise history and is tied for the second best single-game effort in AFL history. The victory meant the two teams are knotted at 24 overall wins apiece over the span of this intense rivalry.

### ORLANDO 64, TAMPA BAY 40 (Jun. 15 2012)

The Storm headed to Orlando for the second matchup of the 2012 season. The game would mark the return of former Predators quarterback, Nick Hill, to the Amway Center. Orlando spoiled the return defeating the Storm 64-40. While the team lost, former Storm receiver and South Florida standout, Amarri Jackson would go on to catch 12 passes for 220 yards and four touchdowns. The 220 yards, at the time, were the second highest single-game total in franchise history.

### ORLANDO 63, TAMPA BAY 62 (May 16, 2015)

The Storm headed to Orlando for the first of a three-game season series in 2015. The scoring would go back and forth for the first two quarters, but a 13-yard net recovery by James Harrell would spark the Storm, helping it take a 21 point lead in the 4th quarter. However, a persistent Predators defense kept the game in reach, leading to a three-yard game-tying pass from Bernard Morris to Brandon Thompkins with five seconds left in the game. Orlando would go on to win in overtime.

### ORLANDO 69, TAMPA BAY 62 (Jul. 11, 2015)

Known as the "Timeout Game" the Storm hosted the Predators in a pivotal divisional matchup. There were many storylines running throughout the game, including the return of former Storm quarterback Randy Hippeard, who now played for Orlando. The game was a true see-saw match with both teams taking the lead back from each other. In the waning seconds of the game, quarterback Jason Boltus hit wide receiver Julius Gregory for a 9-yard pass. With three seconds left to play and 1-yard away from victory, Storm head coach Lawrence Samuels and several Storm players called for timeout, but the referees did not see it, letting the clock run out stopping a potential game-winning drive.

## TAMPABAY STORM AND ORLANDO PREDATORS: A CLOSER LOOK

STATISTICS	TAMPA BAY	ORLANDO
Joined AFL	1987	1991
All-time Record	252-175	237-162
Winning Percentage	.590	.594
Regular Season Record	229-158	213-142
Winning Percentage	.592	.600
Postseason Record	23-17	24-21
Winning Percentage	.575	.533
Postseason Appearances	22**	22
Consecutive Appearances	19**	19**
Consecutive Winning Seasons	19	19**
Postseason Games	40	45
Postseason Wins	23	23
Semifinal Appearances	14	15**
ArenaBowl Appearances	9**	7

Notes:

\* Tampa Bay entered league as the Pittsburgh Gladiators and relocated prior to the 1991 season

\*\* Indicates AFL Record | \*\*\* Tied AFL Record

## AFL FRANCHISE RANKINGS UNDER MARCUM

### REGULAR SEASON WINS

Tampa Bay Storm:	143
Arizona Rattlers:	139
San Jose SaberCats:	136
Orlando Predators:	135
New York Dragons:	116

### HIGHEST WIN % (MIN: 50 GAMES)

San Jose SaberCats:	136-70 .660
Dallas Desperados:	71-39-1 .650
Tampa Bay Storm:	143-79 .644
Arizona Rattlers:	139-83 .626
Orlando Predators:	135-87 .608

### PLAYOFF APPEARANCES

Orlando Predators	15
Tampa Bay Storm	13
Arizona Rattlers	13
San Jose SaberCats	12
New York Dragons	10

### PLAYOFF WINS

Orlando Predators	18
Arizona Rattlers	17
Tampa Bay Storm	16
San Jose SaberCats	15
Chicago Rush	9

### PLAYOFF WIN % (MIN: 5 GAMES)

Philadelphia Soul	5-2 .714
San Jose SaberCats	15-9 .625
Tampa Bay Storm	16-10 .615
Colorado Crush	6-4 .600
Arizona Rattlers	17-12 .588

### TOTAL HOME ATTENDANCE

Tampa Bay Storm	1,568,458
Orlando Predators	1,457,253
Arizona Rattlers	1,453,682
San Jose SaberCats	1,417,547
New York Dragons	1,068,412

## STORM ACCOMPLISHMENTS UNDER TIM MARCUM



Legendary AFL head coach Tim Marcum spent 15 seasons at the helm of the flagship franchise of the Arena Football League prior to stepping down just before the start of the 2011 season. A charter member of the Arena Football League Hall of Fame, he led the Storm to five ArenaBowls, winning three. Under his stewardship the team had a 143-79 regular season record, the most wins by any team during his tenure. From July 1, 1995, to June 29, 1996, his Storm club won an AFL-record 17 games in a row.

He is the winningest head coach in Arena Football history with an overall record of 211-99 (184-87 in the regular season and 27-22 in the playoffs), the leader in games coached (335; 306 – reg. and 39 post) and postseason victories (27). During his career he won seven ArenaBowl Championships and coached in 11 of the league's 23 ArenaBowls. He is the only coach in AFL history to have led three different teams to ArenaBowl Championships.

A two-time recipient of the AFL Coach of the Year Award (1987 and 1998), Marcum oversaw the Tampa Bay Storm's development as the league's flagship franchise. He was the first coach in AFL history to reach the milestones of 100 and 200 career victories. Incredibly, Marcum's AFL clubs have advanced to the postseason in 19 of 21 seasons.

Like his father, the Snyder, TX, native began his coaching career in the high schools of West Texas. He landed his first collegiate job at Ranger College, and in 1979, guided the school to the Junior College National Championship with an 11-0 record. As a prelude to his arrival in the Arena League, Marcum's junior college champions averaged nearly 35 points per game.

In 1980, Marcum left Ranger and joined the coaching staff at Rice University as an assistant coach. From there he made his entrance into the professional coaching ranks, joining the San Antonio Gunslingers of the USFL as linebackers coach in 1984. Marcum was named the team's defensive coordinator the following season.

Marcum began his Arena Football career in 1987 as head coach of the Denver Dynamite during the league's inaugural season. Marcum led the Dynamite to a 5-2 overall record and won the league's first championship. The following season he took his act to Detroit, and the results remained the same. He won back-to-back titles with the Drive in 1988 and 1989.

In 1990 he joined Steve Spurrier at Florida as the linebacker coach. The coaching carousel continued, as Marcum was hired as the assistant head coach of the New York Knights of the World League of American Football the following season.

After his foray in the World League, Marcum returned to coach the Detroit Drive for three more seasons and returned the club to the league's elite by winning ArenaBowl VI in 1992. Marcum's five-year tenure in Detroit resulted in three ArenaBowl championships and a 50-10 overall record.

Once again Marcum left the AFL coaching ranks to serve as a defensive assistant with the Atlanta Falcons of the National Football League. After the 1994 NFL season Storm owner Woody Kern lured him to Tampa. During the AFL's one-year hiatus in 2009, Marcum assisted then Tampa Bay Buccaneers defensive coordinator Jim Bates as a consultant.

Marcum is a recipient of the Founder's Award presented by the Arena Football League in 2001 and the Outstanding Achievement Award presented by American Football Coaches Association in 2004. He has coached a number of fellow Arena Football Hall of Famers, including Sylvester Bembery, Dwayne Dixon, Jay Gruden, George LaFrance, Joe March, Gary Mullen, Tate Randle, Alvin Rettig, John Roehlk and Stevie Thomas.

Marcum honed his football skills while playing quarterback at McMurry University under head coach Grant Teaff. A starting quarterback for the Indians in 1965 and 1966, Marcum held for many years the school record for yards in a game with 328. Marcum, who transferred to McMurry in the fall of 1963 from Texas A&M, was a 2001 inductee into the McMurry University Athletic Hall of Honor.

Marcum passed away this offseason and will be remembered by all. He is survived by his wife Lynn, who has two daughters, Kendra and Carly, his two daughters, Mitzi and Michelle, and three grandchildren, Austin, Bryce and Max.

## TIM MARCUM OVER THE SEASONS

<b>OVERALL RECORD:</b>	156-87, (.642)
<b>REGULAR SEASON:</b>	140-77, (.645)
<b>PLAYOFFS:</b>	16-10, (.615)
<b>CHAMPIONSHIPS:</b>	Three: IX, X & XVII
<b>ARENA BOWL APPEARANCES:</b>	Six - ArenaBowl IX, X, XII, XVII and XXIII
<b>PLAYOFF APPEARANCES:</b>	14 of 17 seasons
<b>OVERALL ATTENDANCE:</b>	1,782,445 (14,035)
<b>REGULAR SEASON:</b>	1,568,458 (14,130)
<b>PLAYOFF:</b>	213,987 (13,374)



## AFL FRANCHISE RANKINGS UNDER KERN

### MOST WINS

San Jose SaberCats 125  
Tampa Bay Storm 124  
Arizona Rattlers 121  
Orlando Predators 118  
New York Dragons 108

### HIGHEST WIN % (MIN: 50 GAMES)

San Jose SaberCats 125-65 .658  
Tampa Bay Storm 124-66 .653  
Arizona Rattlers 121-69 .637  
Dallas Desperados 59-34-1 .633  
Orlando Predators 118-72 .621

### PLAYOFF APPEARANCES

Orlando Predators 13  
Tampa Bay Storm 12  
San Jose SaberCats 11  
Arizona Rattlers 11  
New York Dragons 9

### PLAYOFF WINS

Orlando Predators 17  
Arizona Rattlers 17  
Tampa Bay Storm 14  
San Jose SaberCats 13  
Chicago Rush 9

### PLAYOFF WIN % (MIN: 5 GAMES)

Arizona Rattlers 17-10 .630  
Colorado Crush 8-3 .625  
San Jose SaberCats 13-8 .619  
Tampa Bay Storm 14-9 .609  
Orlando Predators 17-11 .607

### TOTAL HOME ATTENDANCE

San Jose SaberCats 1,313,598  
Tampa Bay Storm 1,313,280  
Arizona Rattlers 1,272,665  
Orlando Predators 1,267,457  
New York Dragons 995,832

### AVG. HOME ATT. (MIN: 25 GAMES)

Philadelphia Soul 16,070  
Colorado Crush 15,236  
San Jose SaberCats 13,827  
Milwaukee Mustangs 13,795  
Tampa Bay Storm 13,539

## STORM ACCOMPLISHMENTS UNDER WOODY KERN



Kern, affectionately known as "Woody," was the former owner of the Storm. Under 13 years of stewardship the flagship franchise of the Arena Football League had much success. The Storm under his watch won three ArenaBowls (1995, 1996, and 2003) and 138-of-213 games, including the playoffs. From July 1, 1995, to June 29, 1996, his Storm club won an AFL-record 17 games in a row.

The franchise hosted ArenaBowl IX on September 1, 1995, exactly one year after he purchased the team, and attracted a league playoff record 25,087 fans to the ThunderDome for the Storm's 48-35 win over in-state rival Orlando. The following season Kern's club repeated as Arena Football champions with a 42- 38 ArenaBowl X victory over the Kurt Warner-led Iowa Barnstormers. The Storm finished the 1996 season with a then league-record 15 wins.

After suffering their first-ever losing season in 2002, the Storm roared back the following season, giving Kern his third ArenaBowl championship. Tampa Bay reeled off a 12-4 regular season record, putting together an eight game winning streak in the process, before storming through the postseason and ultimately downing the Arizona Rattlers, 43-29, in ArenaBowl XVII. The championship game was played in the St. Pete Times Forum in Tampa before 20,496 fans, the largest crowd to ever watch an Arena Football game in the arena and the second largest crowd to ever attend an ArenaBowl game.

A Canton, OH, native, Kern received a Bachelor of Science degree from Case-Western University in Cleveland, OH, in 1970, as he double majored in Biochemistry and Psychology. Kern received a taste of Arena Football in 1994 as owner of the Ft. Worth Calvary.

Kern's sporting interests were not limited to Arena Football. Kern purchased the Ashville (NC) Tourists in 1981 and developed the club into one of the top minor-league baseball franchises in the United States, prior to selling the club to PS&E. In addition to the Tourists, Kern's minor league baseball holdings once included teams in Walla Walla, WA; San Jose, CA; Newark, NJ; and Little Falls, NY.

A resident of Pilot Point, TX, Kern got his nickname from his grandmother during his youth. His friendly manner made him extremely popular with Storm fans, as well as the teams' players and coaches. Kern was President and CEO of PCK Management located in Denton, TX. Kern married his wife Sherri in May of 1996. His children include Jennifer, Cari, Ryan, Lindsay Jo, Blair, Bo, and Kristen.

Seasons: 13 seasons

Overall Record: 138-75, (.648)

Regular season: 124-66, (.653)

Playoffs: 14-9, (.609)

ArenaBowl Championships: Three – ArenaBowl IX, X and XVII

ArenaBowl Appearances: Four – ArenaBowl IX, X, XII and XVII

Playoff Appearances: 12 of 13 seasons

Overall attendance: 1, 516,098 (13,783)

Regular Season: 1,312,215 (13,813)

Playoff: 203,883 (13,592)

## TAMPA BAY STORM LEGENDS



#20 STEVIE THOMAS

WR/LB | 1991-98

Won four ArenaBowls with Storm. Tampa Bay's all-time leader in receiving touchdowns. Number 20 is retired by team.



#7 JAY GRUDEN

QB | 1991-96

AFL Hall of Famer. Guided the Storm to four ArenaBowl Championships. One of only six players to have his number retired by Tampa Bay.



#78 SYLVESTER BEMBERY

OL/DL | 1994-99, '01

One of the top pass rushers in Storm history. Six-time All-Arena selection. Won two ArenaBowl Championships with Tampa Bay. Had Jersey retired by Storm in 2002.



#55 WILLIE WYATT

OL/DL | 1995-99, 2001

Won four ArenaBowls with the Tampa Bay Storm. Four time All-Arena selection.



#25 GEORGE LAFRANCE

OS | 1994-99

AFL Hall of Famer. Three time ArenaBowl MVP. Storm career leader in all-purpose yardage. At one time held over 30 AFL records.



#46 LES BARLEY

FB/LB | 1993-94, 1997-99

The second leading rusher all-time in the AFL and Storm history. Fifth all-time in AFL in rushing touchdowns.



#30 ANDRE BOWDEN

FB/LB | 93-94, 97-01, 03-04

Leading rusher in Storm history and fourth in AFL. Tampa Bay's all-time leader in sacks. Won three ArenaBowl Championships with the Storm.



#24 TRACEY PERKINS

QB | 1991-99

Original member of the Storm. Won four ArenaBowl Championships with Tampa Bay. Franchise all-time leader in interceptions. Had number retired by Storm.



#22 LAWRENCE SAMUELS

WR/LB | 1994-00, 2002-10

Ended his career as the AFL's all-time leading wide receiver and first player in AFL history to record 1,000 career receptions; the sixth player ever in professional football to reach that milestone. Retired as the Storm all-time leader in receptions, forced fumbles and tackles. Second in all-purpose yards and interceptions. Only player in the history of the AFL to earn both MVP and Ironman of the Game honors in an ArenaBowl. Three-time ArenaBowl Champion. One of the greatest two-way players to ever play the game of Arena Football. Number was retired by team in 2012.

## STORM IN THE AFL HALL OF FAME

### TIM MARCUM (INDUCTED 1997)

Marcum is the AFL's all-time winningest coach and has the longest tenure in AFL history. Marcum Led the Denver Dynamite to the first ArenaBowl Championship in 1987. He proceeded to take the Detroit Drive to five ArenaBowl appearances and the Tampa Bay Storm to five ArenaBowl appearances. He has won seven titles with three teams.

### GARY MULLEN (INDUCTED IN 1997)

Mullen played with the Storm during the 1994 season. He was MVP of ArenaBowl I in 1987. He played from 1987-95 with the Denver Dynamite, Los Angeles Cobras, Detroit Drive, Cincinnati Rockers and Tampa Bay before ending his career with the Milwaukee Mustangs.

### JAY GRUDEN (INDUCTED 1998)

Gruden quarterbacked the Storm to four ArenaBowl Championships in six seasons. He retired from playing in 1996 as the AFL's top passer in every statistical category. He coached the Orlando Predators to three straight ArenaBowl's winning titles in 1998 and 2000. Gruden returned to the field in 2002 and quarterbacked the Predators to the AFL semifinals in 2002 and 2003 after a five-year layoff.

### JOE MARCH (INDUCTED IN 2000)

March led the AFL in sacks during his rookie season and continued to dominate the line until his retirement in 1997. He began his career in Denver with 12.5 sacks in 1991 before joining the Sacramento/ Miami Franchise for two seasons. March earned three ArenaBowl rings with the Storm from 1993-96 and finished his career with Nashville in 1997. When he retired March was second all-time in sacks with 25.

### GEORGE LAFRANCE (INDUCTED IN 2011)

LaFrance was a member of the Storm from 1994 to 1999. He played in three ArenaBowls with the Storm, winning two and was a member of three other ArenaBowl winning teams. He is the only three-time ArenaBowl MVP in AFL, the first player to reach 20,000 career all-purpose yards and was the AFL all-time leader in nearly every receiving and kick return category when he retired in 2000. LaFrance also played for the Detroit Drive, 1988-89 and 1991-93, and the New Jersey Red Dogs in 2000.

### STEVIE THOMAS (INDUCTED 2011)

Thomas who played with the Tampa Bay Storm from 1991-1999 was a member of four ArenaBowl Championship teams with the Storm. He won five ArenaBowl Championships, four with the Storm and was named MVP in two of those games. When he retired after 2001, Thomas was the AFL's all-time leader in fumble recoveries and interceptions returned for touchdowns. His career average of 14.9 yards per catch is the highest in league history among players with at least 325 catches. He also played for Orlando in 2000 and New Jersey in 2001.

### SYLVESTER BEMBERY (INDUCTED IN 2011)

Sylvester Bembery was a six-time All-Arena selection who played with Tampa Bay from 1994-99 and in 2001. He won two ArenaBowl Championships as a member of the Storm. Upon his retirement after the 2001 season he was the AFL's all-time career sacks leader. He also played for New England, Albany and Buffalo.

### LAWRENCE SAMUELS (INDUCTED IN 2013)

Lawrence Samuels was a five-time All-Arena selection, and three-time ArenaBowl Champion who played with the Storm from 1994-00 and 2002-10. He ended his career as the AFL's all-time leading wide receiver and first player in AFL history to record 1,000 receptions; the sixth player ever in professional football history to reach that milestone. He was three-time All-Ironman selection and the first player to earn both MVP and Ironman of the Game honors in a championship game. He finished his Storm career as the franchise leader in receptions (967), receiving yards (11,078), receiving touchdowns (160), points scored (1,076), fumble recoveries (32), forced fumbles (20) and tackles (455.5).

### ANDRE BOWDEN (INDUCTED IN 2014)

Andre Bowden was a three-time All-Arena selection and ArenaBowl Champion who played with the Storm for ten seasons (1991-93; 1997-01; 2003-04) at the fullback and linebacker positions. He ended his career as one of the "Top 25" Ironmen in AFL history. Bowden finished his Storm career as the team's all-time leader in sacks (33.0), he also ranks second all-time in fumble recoveries (14) and seventh all-time in forced fumbles (7). He finished his AFL career ranked third all-time in rushing touchdowns (103), fourth all-time in rushes (446) and ninth all-time in rushing yards (1,248). Bowden also holds the AFL postseason record for rushing attempts (79) and ranks second in League postseason history in rushing yards (228).

## 25 GREATEST IN 25 SEASONS

The 25 Greatest Players in AFL history, as chosen by the 25th Season Historical Committee, were revealed during the 20012 season and five Storm greats were chosen to commemorate 25 seasons of the Arena Football League.

RANK	PLAYER	POINTS	RANK	PLAYER	POINTS
1	Barry Wagner, WR/DB	366	14	John Corker, OL/DL	126
2	Eddie Brown, OS	334	15	Dwayne Dixon, WR/LB	121
3	Aaron Garcia, QB*	308	16	Kurt Warner, QB	117
4	Jay Gruden, QB	295	17	Bob McMillen, FB/LB	109
5	Hunkie Cooper, WR/LB	282	18	Mark Grieb, QB	104
6	George LaFrance, OS	253	19	Darryl Hammond, WR/LB	100
7	Sherdrick Bonner, QB	242	20	Alvin Rettig, FB/LB	95
8	Clint Dolezel, QB	210	21	Durwood Roquemore, DS	94
9	Sam Hernandez, OL/DL	200	22	Chris Jackson, OS	91
10	Damian Harrell, WR	191	23	Ben Bennett, QB	89
11	Sylvester Bembery, OL/DL	176	24	Clevan Thomas, DB	71
12	Stevie Thomas, WR/LB	159	25	Gary Mullen, WR/DB	62
13	Kenny McEntyre, DB	158			

\*Currently active; a player received 25 points for one first-place vote, 24 points for one second-place vote, etc.

Other players who received votes were (in alphabetical order): Carl Aikens; Randy Gatewood; Tate Randle; Craig Walls; Herkie Walls

## TAMPA BAY STORM ALL TIME RESULTS

YEAR	OVERALL	REGULAR	POSTSEASON	YEAR	OVERALL	REGULAR	POSTSEASON
1987#	4-3	4-2	0-1	2001	10-5	10-4	0-1
1988	6-7	6-6	0-1	2002	7-9	6-8	1-1
1989#	4-2	3-1	1-1	2003*	15-4	12-4	3-0
1990	3-6	3-5	0-1	2004	9-8	9-7	0-1
1991*	10-2	8-2	2-0	2005	10-7	10-6	0-1
1992	10-2	9-1	1-1	2006	7-9	7-9	0-0
1993*	12-3	9-3	3-0	2007	9-8	9-7	0-1
1994	7-6	7-5	0-1	2008	8-8	8-8	0-0
1995*	13-2	10-2	3-0	2010#	13-6	11-5	2-1
1996*	15-2	12-2	3-0	2011	7-11	7-11	0-0
1997	9-7	8-6	1-1	2012	8-10	8-10	0-0
1998#	14-3	12-2	2-1	2013	7-12	7-11	0-1
1999	11-4	11-3	0-1	2014	8-10	8-10	0-0
2000	9-7	8-6	1-1	2015	7-11	7-11	0-0
TOTAL	252-174 (.592)	229-157 (.593)	23-17 (.575)				

\* ArenaBowl Champions

# ArenaBowl Runner-up



## SEASON BY SEASON

### 1987

**HEAD COACH: JOE HAERING**  
**OVERALL RECORD: 4-3 (4-2, 0-1)**

6/19	WASHINGTON	W	48-46	12,177
6/26	@ CHICAGO	W	60-23	5,094
7/02	CHICAGO	W	49-14	13,587
7/11	@ DENVER	W	49-32	12,634
7/17	DENVER	L	31-32	14,644
7/23	@ WASHINGTON	L	31-52	10,866

#### ARENABOWL I

8/01	DENVER	L	16-45	13,232
------	--------	---	-------	--------

### 1988

**HEAD COACH: JOE HAERING**  
**OVERALL RECORD: 6-7 (6-6, 0-1)**

4/28	@ DETROIT	W	57-51	16,752
5/07	NEW ENGLAND	W	82-26	8,212
5/16	LOS ANGELES	W	61-43	10,137
5/21	@ LOS ANGELES	L	32-66	6,236
5/27	NEW YORK	W	46-36	7,587
6/02	@ DETROIT	L	25-30	15,046
6/11	@ NEW ENGLAND	W	45-39	2,171
6/20	@ CHICAGO	L	25-46	8,811
6/24	CHICAGO	L	47-54	8,234
7/01	DETROIT	L	9-28	6,115
7/11	@ NEW YORK	W	44-28	7,484
7/16	NEW ENGLAND	L	34-44	7,730

#### 1988 PLAYOFFS

7/22	@ DETROIT	L	25-34	15,135
------	-----------	---	-------	--------

### 1989

**HEAD COACH: JOE HAERING**  
**OVERALL RECORD: 4-2 (3-1, 1-1)**

7/14	DENVER	W	28-18	4,373
7/22	VS. CHICAGO*	W	47-38	7,182
7/28	VS. DETROIT*	L	34-61	3,412
8/05	@ MARYLAND	W	50-30	4,512

**1989 PLAYOFFS**

8/12	VS. DENVER*	W	39-37	5,417
------	-------------	---	-------	-------

**ARENABOWL III**

8/18	@ DETROIT	L	26-39	19,875
------	-----------	---	-------	--------

\*GAME PLAYED AT A NEUTRAL ARENA

### 1990

**HEAD COACH: JOE HAERING**  
**OVERALL RECORD: 3-6 (3-5, 0-1)**

6/06	DETROIT	L	35-43	5,837
6/16	@ DALLAS	L	35-40	11,883
6/22	WASHINGTON	W	55-32	5,297
6/29	DENVER	L	45-47	4,869
7/06	@ DENVER	L	29-38	9,414
7/14	ALBANY	W	27-24	4,523
7/21	@ WASHINGTON	W	30-23 (OT)	3,760
7/27	@ DETROIT	L	33-40	15,768

**1990 PLAYOFFS**

8/06	@ DETROIT	L	30-61	15,874
------	-----------	---	-------	--------

### 1991

**HEAD COACH: FRAN CURCI**  
**OVERALL RECORD: 10-2 (8-2, 2-0)**  
**ARENABOWL V CHAMPIONS**

6/01	ORLANDO	L	38-51	10,354
6/08	@ COLUMBUS	W	53-12	3,000
6/15	@ NEW ORLEANS	W	27-17	8,834
6/22	DALLAS	W	56-48	15,017
6/29	ALBANY	W	57-53	13,961
7/08	@ DETROIT	W	38-29	13,410
7/13	DENVER	W	30-13	24,445
7/19	@ DENVER	L	34-51	7,113
7/27	@ ORLANDO	W	26-16	13,680
8/02	NEW ORLEANS	W	62-19	21,692

**1991 PLAYOFFS**

8/10	DENVER	W	40-13	18,485
------	--------	---	-------	--------

**ARENABOWL V**

8/17	@ DETROIT	W	48-42	20,357
------	-----------	---	-------	--------

### 1992

**HEAD COACH: LARY KUHARICH**  
**OVERALL RECORD: 10-2 (9-1, 1-1)**

5/29	@ ORLANDO	W	39-32	11,312
6/06	NEW ORLEANS	W	64-60	16,123
6/12	@ CHARLOTTE	W	39-37	14,093
6/20	CLEVELAND	W	35-24	20,335
6/27	@ DALLAS	W	49-37	6,238
7/02	ORLANDO	L	33-48	20,091
7/11	@ ARIZONA	W	59-28	15,505
7/18	ALBANY	W	62-42	22,464
7/25	@ NEW ORLEANS	W	53-14	9,021
8/01	CHARLOTTE	W	39-32	21,249

#### 1992 PLAYOFFS

8/09	CINCINNATI	W	41-36	20,231
8/15	@ ORLANDO	L	21-24 (OT)	13,680

### 1993

**HEAD COACH: LARY KUHARICH**  
**OVERALL RECORD: 12-3 (9-3, 3-0)**  
**ARENABOWL VII CHAMPIONS**

5/15	CLEVELAND	W	50-14	18,486
5/21	@ ORLANDO	L	34-46	13,680
5/28	@ MIAMI	W	29-22	6,817
6/05	CHARLOTTE	W	52-19	20,532
6/12	@ ARIZONA	W	63-33	15,505
6/19	ORLANDO	L	45-46	28,746
6/26	@ ALBANY	W	36-33	11,679
7/02	CINCINNATI	W	61-51	16,236
7/09	@ CHARLOTTE	L	38-40	6,321
7/17	MIAMI	W	65-46	19,378
7/24	ALBANY	W	48-26	19,438
7/30	@ CLEVELAND	W	50-13	7,123

#### 1993 PLAYOFFS

8/06	ALBANY	W	48-34	21,111
8/14	@ ORLANDO	W	55-52	13,680

#### ARENABOWL VII

8/21	@ DETROIT	W	51-31	12,989
------	-----------	---	-------	--------

### 1994

**HEAD COACH: LARY KUHARICH**  
**OVERALL RECORD: 7-6 (7-5, 0-1)**

5/21	CHARLOTTE	L	39-44	16,150
5/28	@ ALBANY	L	45-71	11,882
6/04	FT. WORTH	W	58-45	14,995
6/11	@ CLEVELAND	W	40-33	4,127
6/25	MIAMI	W	47-32	19,031
7/01	@ ORLANDO	L	40-61	14,015
7/09	MILWAUKEE	W	69-35	20,266
7/18	@ FORT WORTH	W	53-43	3,103
7/23	MASSACHUSETTS	W	51-50	18,007
7/30	@ ARIZONA	L	21-48	15,505
8/06	@ LAS VEGAS	L	58-63	8,941
8/13	ORLANDO	W	40-39	20,819

**1994 PLAYOFFS**

8/20	@ MASSACHUSETTS	L	51-58	6,858
------	-----------------	---	-------	-------

### 1995

**HEAD COACH: TIM MARCUM**  
**OVERALL RECORD: 13-2 (10-2, 3-0)**  
**ARENABOWL IX CHAMPIONS**

5/13	@ MIAMI	W	58-43	6,978
5/27	CHARLOTTE	W	34-16	12,426
6/02	@ LAS VEGAS	W	69-55	4,212
6/10	MIAMI	W	54-7	13,114
6/17	@ ALBANY	L	36-42	11,801
6/24	LAS VEGAS	L	37-38	13,022
7/01	MEMPHIS	W	68-32	14,209
7/08	@ CONNECTICUT	W	38-32	7,521
7/14	@ ORLANDO	W	51-34	15,638
7/21	CONNECTICUT	W	60-32	12,825
7/29	ORLANDO	W	44-20	24,055
8/04	@ MILWAUKEE	W	56-27	16,147

**1995 PLAYOFFS**

8/12	MEMPHIS	W	53-41	9,082
8/18	ALBANY	W	56-49	11,288

**ARENABOWL IX**

9/01	ORLANDO	W	48-35	25,087
------	---------	---	-------	--------

### 1996

**HEAD COACH: TIM MARCUM**  
**OVERALL RECORD: 15-2 (12-2, 3-0)**  
**ARENABOWL X CHAMPIONS**

4/26	@ ST. LOUIS	W	57-38	6,335
5/11	TEXAS	W	62-27	14,178
5/18	ORLANDO	W	63-42	16,444
5/24	@ MINNESOTA	W	41-16	7,781
6/01	SAN JOSE	W	36-22	14,663
6/08	FLORIDA	W	55-47	14,117
6/15	@ ANAHEIM	W	34-28	14,102
6/22	@ MEMPHIS	W	43-12	3,363
6/29	CHARLOTTE	L	53-66	15,492
7/06	@ FLORIDA	W	39-36	3,663
7/12	ALBANY	W	65-52 (OT)	13,202
7/19	@ ORLANDO	L	39-40	16,236
7/27	ARIZONA	W	69-48	16,211
8/02	@ TEXAS	W	42-30	9,750

#### 1996 PLAYOFFS

8/09	ANAHEIM	W	30-16	13,021
8/16	ARIZONA	W	55-54	13,572

#### ARENABOWL X

8/26	@ IOWA	W	42-38	11,411
------	--------	---	-------	--------

### 1997

**HEAD COACH: TIM MARCUM**  
**OVERALL RECORD: 9-7 (8-6, 1-1)**

5/03	@ ARIZONA	W	42-30	14,653
5/10	FLORIDA	W	38-19	11,222
5/17	ORLANDO	L	17-43	14,179
5/23	@ NASHVILLE	W	42-26	11,875
5/30	MILWAUKEE	L	41-52	9,888
6/07	@ ALBANY	L	31-53	9,384
6/14	NEW JERSEY	L	28-44	11,488
6/21	NEW YORK	W	27-9	11,461
6/27	@ ORLANDO	L	30-54	16,529
7/05	@ TEXAS	W	40-31	4,026
7/12	ANAHEIM	W	68-43	13,542
7/19	IOWA	L	38-61	11,818
7/26	FLORIDA	W	48-22	12,460
8/02	@ SAN JOSE	W	58-34	15,248

**1997 PLAYOFFS**

8/10	@ NASHVILLE	W	52-49	10,214
8/16	@ ARIZONA	L	46-49 (OT)	15,749

### 1998

**HEAD COACH: TIM MARCUM**  
**OVERALL RECORD: 14-3 (12-2, 2-1)**

5/01	@ SAN JOSE	W	45-23	14,028
5/09	NASHVILLE	L	52-54	9,336
5/16	HOUSTON	W	56-25	10,900
5/23	@ FLORIDA	W	44-29	2,062
5/30	@ NEW JERSEY	W	81-42	9,583
6/06	NEW YORK	W	65-33	12,945
6/12	@ ORLANDO	W	42-34	15,948
6/20	ALBANY	W	63-42	10,297
6/27	ORLANDO	W	56-30	14,125
7/02	@ HOUSTON	W	62-46	3,691
7/12	FLORIDA	W	59-18	11,005
7/17	@ NASHVILLE	L	43-49	16,121
7/25	IOWA	W	71-44	14,007
8/01	@ GRAND RAPIDS	W	55-44	10,021

#### 1998 PLAYOFFS

8/08	SAN JOSE	W	65-46	11,001
8/14	NEW JERSEY	W	49-23	10,051

#### ARENABOWL XII

8/23	ORLANDO	L	31-62	17,222
------	---------	---	-------	--------

### 1999

**HEAD COACH: TIM MARCUM**  
**OVERALL RECORD: 11-4 (11-3, 0-1)**

4/24	ALBANY	L	42-49	10,436
4/29	@ MILWAUKEE	W	49-42	13,006
5/15	FLORIDA	W	43-12	9,673
5/22	NASHVILLE	W	41-34	8,689
5/28	@ NASHVILLE	W	43-32	12,080
6/05	@ GRAND RAPIDS	L	44-46	8,679
6/12	@ ORLANDO	W	63-37	15,101
6/19	ARIZONA	L	41-60	10,636
6/25	@ FLORIDA	W	57-35	5,682
7/02	@ BUFFALO	W	59-14	9,442
7/11	ORLANDO	W	47-28	11,777
7/17	NEW JERSEY	W	55-31	11,247
7/24	@ SAN JOSE	W	52-48	14,128
8/02	NEW ENGLAND	W	54-20	12,410

**1999 PLAYOFFS**

8/07	ORLANDO	L	19-41	10,706
------	---------	---	-------	--------

### 2000

**HEAD COACH: TIM MARCUM**  
**OVERALL RECORD: 9-7 (8-6, 1-1)**

4/15	NEW ENGLAND	L	26-41	11,224
4/22	@ FLORIDA	L	30-31	3,010
4/29	@ ALBANY	L	34-67	9,644
5/03	CAROLINA	W	50-29	10,546
5/12	@ ORLANDO	L	43-44	13,342
5/18	NEW JERSEY	W	40-26	8,741
5/25	@ IOWA	L	34-52	9,133
6/04	FLORIDA	W	77-26	12,417
6/17	NASHVILLE	W	40-30	12,645
6/24	@ GRAND RAPIDS	W	74-54	9,177
7/01	ORLANDO	W	50-36	14,047
7/08	MILWAUKEE	L	52-62	13,862
7/14	@ NASHVILLE	W	35-51	13,612
7/21	@ CAROLINA	W	72-69	13,762

**2000 PLAYOFFS**

7/29	MILWAUKEE	W	72-64	11,737
8/03	@ ORLANDO	L	24-34	13,122

### 2001

**HEAD COACH: TIM MARCUM**  
**OVERALL RECORD: 10-5 (10-4, 0-1)**

4/14	FLORIDA	W	63-41	10,123
4/21	NASHVILLE	W	45-40	10,530
5/04	@ MILWAUKEE	W	66-47	10,472
5/12	TORONTO	W	70-33	12,654
5/18	@ DETROIT	W	41-14	9,811
5				



## SEASON BY SEASON

### 2002

HEAD COACH: TIM MARCUIM

OVERALL RECORD: 7-9 (6-8, 1-1)

4/20	TORONTO	L	37-51	12,373
4/27	SAN JOSE	L	54-61	11,344
5/04	@ CAROLINA	L	36-46	9,314
5/10	CHICAGO	W	66-53	9,387
5/17	@ LOS ANGELES	L	24-38	11,961
5/25	CAROLINA	L	45-49	14,856
5/31	@ INDIANA	W	53-52	10,023
6/09	@ ORLANDO	W	48-45	12,855
6/15	NEW JERSEY	L	33-55	15,394
6/22	@ DALLAS	L	56-62 (OT)	13,050
6/29	@ GEORGIA	W	50-40	8,432
7/07	ORLANDO	L	48-55	11,784
7/13	@ DETROIT	W	49-47	7,284
7/20	GEORGIA	W	67-61 (OT)	12,097

#### 2002 PLAYOFFS

7/27	@ LOS ANGELES	W	66-41	9,203
8/03	@ SAN JOSE	L	48-55	13,074

### 2003

HEAD COACH: TIM MARCUIM

OVERALL RECORD: 15-4 (12-4, 3-0)

ARENABOWL XVII CHAMPIONS

1/31	CAROLINA	W	60-20	8,354
2/09	AT ORLANDO	L	51-54	13,521
2/17	@ LAS VEGAS	L	55-61 (OT)	12,521
2/23	@ GRAND RAPIDS	W	58-56	8,031
3/02	DETROIT	W	62-60	15,434
3/08	BUFFALO	W	52-27	15,848
3/16	ORLANDO	W	52-32	15,054
3/23	@ INDIANA	W	41-20	9,457
3/28	ARIZONA	W	68-39	12,209
4/06	GEORGIA	W	58-39	12,374
4/11	@ CAROLINA	W	48-45 (OT)	6,121
4/20	COLORADO	L	45-49	9,404
4/27	@ NEW YORK	W	59-45	9,767
5/04	@ DALLAS	W	67-64	10,368
5/11	SAN JOSE	L	34-47	11,024
5/18	@ GEORGIA	W	42-38	8,066

#### 2003 PLAYOFFS

5/31	DETROIT	W	52-48	12,322
6/07	ORLANDO	W	60-50	14,028

#### ARENABOWL XVII

6/22	ARIZONA	W	43-29	20,496
------	---------	---	-------	--------

### 2004

HEAD COACH: TIM MARCUIM

OVERALL RECORD: 9-8 (9-7, 0-1)

2/08	ORLANDO	W	52-41	15,404
2/13	GEORGIA	L	62-70	14,104
2/22	@ AUSTIN	L	48-56	12,407
2/29	PHILADELPHIA	W	40-37	16,844
3/07	@ NEW ORLEANS	L	43-55	14,837
3/14	NEW YORK	L	35-40	13,904
3/21	@ CAROLINA	L	43-54	5,212
3/27	@ GEORGIA	W	53-24	10,322
4/04	SAN JOSE	L	55-62	12,204
4/11	@ CHICAGO	L	36-51	11,412
4/18	AUSTIN	W	58-52 (OT)	12,304
4/25	@ COLUMBUS	W	46-36	15,108
5/02	@ ORLANDO	W	63-58	13,714
5/09	LOS ANGELES	W	63-55	12,778
5/23	NEW ORLEANS	W	59-51	17,244
5/30	@ DALLAS	W	59-57	7,836

#### 2004 PLAYOFFS

6/05	@ SAN JOSE	L	52-56	11,130
------	------------	---	-------	--------

### 2005

HEAD COACH: TIM MARCUIM

OVERALL RECORD: 10-7 (10-6, 0-1)

1/30	SAN JOSE	W	63-33	13,005
2/06	AUSTIN	W	62-45	10,104
2/11	@ ORLANDO	L	46-61	14,478
2/25	@ NEW ORLEANS	L	42-48 (OT)	16,503
3/06	GRAND RAPIDS	W	70-50	16,384
3/13	ARIZONA	W	59-56	16,004
3/20	@ PHILADELPHIA	L	63-69	16,542
3/26	@ LOS ANGELES*	L	28-59	12,819
4/02	GEORGIA*	W	48-38	15,114
4/09	ORLANDO	W	54-42	18,794
4/17	@ AUSTIN	W	54-42	12,581
4/24	@ NASHVILLE	L	21-37	8,026
4/30	NEW ORLEANS	W	47-36	16,501
5/08	@ GEORGIA	L	40-52	10,477
5/15	NEW YORK	W	61-58	18,244
5/22	@ COLUMBUS	W	78-53	12,990

#### 2005 PLAYOFFS

5/29	@ GEORGIA	L	46-62	10,579
------	-----------	---	-------	--------

\*GAMES COACHED BY DAVE EWART

### 2006

HEAD COACH: TIM MARCUIM

OVERALL RECORD: 7-9 (7-9, 0-0)

1/29	@ PHILADELPHIA*	L	34-52	14,115
2/3	@ GRAND RAPIDS*	W	51-43	7,714
2/10	GEORGIA*	W	61-60	16,751
2/19	ORLANDO	L	64-67 (OT)	14,692
2/25	AUSTIN	W	58-48	15,622
3/5	@ KANSAS CITY	W	69-59	15,227
3/12	DALLAS	L	35-64	13,114
3/18	NEW YORK	W	60-44	13,274
3/26	@ GEORGIA	L	51-61	12,032
4/1	UTAH	W	56-41	13,404
4/7	SAN JOSE	L	43-52	14,566
4/15	@ AUSTIN	L	59-60	10,394
4/22	@ ORLANDO	L	13-52	15,920
4/29	KANSAS CITY	W	58-42	17,143
5/6	@ COLUMBUS	L	48-51	14,357
5/13	@ NASHVILLE	L	50-66	9,713

\*GAMES COACHED BY DAVE EWART

### 2007

HEAD COACH: TIM MARCUIM

OVERALL RECORD: 9-8 (9-7, 0-1)

3/02	ORLANDO	L	27-52	15,619
3/10	@ DALLAS	L	40-59	13,805
3/17	GEORGIA	L	47-61	13,664
3/23	NEW YORK	L	52-59	13,134
3/31	@ SAN JOSE	L	49-69	13,916
4/07	NEW ORLEANS	W	66-41	16,644
4/14	@ ORLANDO	L	37-61	15,303
4/29	COLUMBUS	W	34-32	15,303
5/06	@ AUSTIN	W	66-45	13,110
5/12	@ LOS ANGELES	W	40-37	12,439
5/18	ARIZONA	W	59-50	16,044
5/26	@ GEORGIA	L	38-52	10,749
6/02	@ NEW ORLEANS	W	61-55	16,821
6/09	PHILADELPHIA	W	69-59	17,654
6/16	@ GRAND RAPIDS	W	69-40	6,115
6/23	AUSTIN	W	55-51	18,244

#### 2007 PLAYOFFS

6/30	COLUMBUS	L	56-55	10,221
------	----------	---	-------	--------

### 2008

HEAD COACH: TIM MARCUIM

OVERALL RECORD: 8-8 (8-8, 0-0)

3/01	@ KANSAS CITY	W	51-49	13,356
3/07	GEORGIA	W	69-48	18,194
3/16	@ NEW ORLEANS	L	55-76	13,011
3/29	@ PHILADELPHIA	L	51-59	16,179
4/05	@ COLUMBUS	L	49-51	14,256
4/13	ARIZONA	L	62-63	16,413
4/18	NEW YORK	L	47-66	17,104
4/26	@ ORLANDO	W	48-41	13,365
5/05	CHICAGO	L	46-51	14,491
5/09	NEW ORLEANS	W	41-37	16,934
5/16	@ GRAND RAPIDS	W	58-50	7,205
5/23	CLEVELAND	W	58-48	15,976
5/31	@ GEORGIA	L	55-56	10,400
6/07	ORLANDO	W	71-61	17,344
6/14	@ SAN JOSE	L	70-73	14,042
6/21	LOS ANGELES	W	72-47	17,891

### 2010

HEAD COACH: TIM MARCUIM

OVERALL RECORD: 13-6 (11-5, 2-1)

4/03	@ TULSA	L	58-69	6,888
4/16	DALLAS	W	54-41	14,122
4/25	@ MILWAUKEE	L	61-72	4,049
5/01	ARIZONA	W	62-61	12,874
5/07	JACKSONVILLE	L	43-46	14,201
5/15	@ BOSSIER-SHREVEPORT	W	48-44	4,784
5/28	@ ORLANDO	W	62-50	10,924
6/05	OKLAHOMA CITY	W	50-48	16,200
6/11	@ ALABAMA	W	61-55	5,994
6/19	@ UTAH	W	65-40	4,925
6/25	BOSSIER-SHREVEPORT	W	78-39	15,808
7/02	CHICAGO	W	68-60	15,704
7/09	@ DALLAS	W	56-34	5,009
7/17	@ JACKSONVILLE	L	47-49	13,011
7/24	ALABAMA	W	53-29	15,685
7/31	ORLANDO	L	60-75	17,302*

#### 2010 PLAYOFFS

8/07	@ TULSA	W	68-36	5,964
8/14	ORLANDO	W	63-62	10,104

#### ARENABOWL XXIII

8/20	@ SPOKANE	L	57-69	10,775
------	-----------	---	-------	--------

### 2011

HEAD COACH: DAVE EWART

OVERALL RECORD: 7-11 (7-11, 0-0)

3/11	AT NEW ORLEANS	W	46-40	6,335
3/17	AT UTAH	L	36-72	10,007
3/27	CLEVELAND	L	26-66	7,939
4/1	JACKSONVILLE	L	30-54	10,304
4/15	AT PHILADELPHIA	W	51-48	12,893
4/23	DALLAS	L	61-67	12,226
4/30	AT MILWAUKEE	L	33-50	4,012
5/6	AT ORLANDO	L	61-63	12,897
5/13	KANSAS CITY	W	46-30	11,172
5/20	AT SPOKANE	W	51-42	9,320
6/4	AT GEORGIA	L	49-60	4,023
6/11	PITTSBURGH	W	62-55	11,756
6/17	ORLANDO	W	46-44	11,151
6/25	AT JACKSONVILLE	L	41-66	10,517
7/1	NEW ORLEANS	L	33-64	12,016
7/9	AT TULSA	L	33-70	4,945
7/16	GEORGIA	L	40-58	9,700
7/23	SAN JOSE	W	57-44	10,738

### 2012

HEAD COACH: DAVE EWART

OVERALL RECORD: 8-10 (8-10, 0-0)

3/10	AT CHICAGO	L	48-70	9,124
3/16	GEORGIA	W	50-47	16,054
3/30	JACKSONVILLE	W	71-69	8,446
4/6	AT NEW ORLEANS	L	47-66	8,667
4/13	CLEVELAND	W	69-48	8,686
4/20	AT PHILADELPHIA	L	48-83	9,371
4/30	KANSAS CITY	W	63-46	7,345
5/5	ORLANDO	W	55-31	8,488
5/12	AT GEORGIA	L	41-44	3,859
5/19	AT CLEVELAND	L	34-53	6,927
5/26	MILWAUKEE	W	63-55	10,406
6/2	AT JACKSONVILLE	L	61-71	11,080
6/15	AT ORLANDO	L	40-64	12,441
6/23	SAN ANTONIO	L	56-77	9,328
6/29	PHILADELPHIA	L	79-83	9,229
7/7	AT PITTSBURGH	W	65-61	4,154
7/14	NEW ORLEANS	W	78-77 (OT)	10,201
7/21	AT SPOKANE	L	53-63	10,750

### 2013

HEAD COACH: DAVE EWART

OVERALL RECORD: 7-11 (7-11, 0-1)

3/23	JACKSONVILLE	L	55-64	12,222
3/30	CLEVELAND	W	69-47	10,142
4/6	AT UTAH	W	77-65	6,014
4/12	SAN ANTONIO	L	32-56	10,126
4/20	AT ORLANDO	W	53-35	11,989
4/27	AT SPOKANE	W	70-62	9,872
5/4	NEW ORLEANS	W	63-32	10,114
5/11	AT SAN JOSE	L	34-64	8,001
5/18	AT PITTSBURGH	W	62-34	4,625
5/25	PHILADELPHIA	L	55-73	11,805
6/1	AT IOWA	W	65-62	6,568
6/8	ORLANDO	L	48-55	14,041
6/15	AT NEW ORLEANS	L	51-54	4,785
6/22	CHICAGO	L	49-50	11,514
7/6	SPOKANE	L	49-63	9,934
7/13	AT SAN ANTONIO	L	48-62	8,576
7/20	PITTSBURGH			



## 1987 GLADIATORS STATS

DATE	OPPONENT	W/L	SCORE	ATTENDANCE
6/19	Washington	W	48-46	12,117
6/26	@ Chicago	W	60-23	5,094
7/2	Chicago	W	49-14	11,807
7/11	@ Denver	W	49-32	12,634
7/17	Denver	L	32-31	14,644
7/23	@ Washington	L	52-31	10,866

### TEAM STATISTICS

	OFF	DEF
<b>FIRST DOWNS</b>	104	70
Rushing	5	7
Passing	84	59
Penalty	14	4
Misc.	1	0
<b>TOTAL NET YARDS</b>	1736	1146
Avg./Game	289.3	191.0
<b>NET YARDS RUSHING</b>	53	77
Num. of Rushes	36	40
Avg. Per Rush	1.5	1.9
Avg. Per Game	8.8	12.8
<b>NET PASSING YARDS</b>	1683	1069
Net Yards Per Game	280.5	178.2
Passes Attempted	263	197
Passes Completed	154	99
Percent Completed	58.6	50.3
Sacked	20	33
Yards Lost (Pass)	160	181
Had Intercepted	10	13
<b>MISSED FG RETURNS</b>	16	11
Return Yardage	282	107
Avg. Return	17.6	9.7
<b>KICKOFF RETURNS</b>	31	42
Return Yardage	411	593
Avg. Return	12.7	14.1
<b>FUMBLES</b>	17	12
Lost	6	7
<b>3RD DOWN ATTEMPTS</b>	60	56
Successful	23	17
Percent Successful	38.3	30.4
<b>PENALTIES AGAINST</b>	39	35
Penalties For	39	38
Yards Penalized	176	164
<b>FIELD GOALS ATT</b>	21	28
Field Goals Made	12	6
<b>ONE-POINT PATS ATT.</b>	31	23
One-point Made	16	11
<b>TWO-POINT PATS ATT.</b>	6	4
Two-point Made	2	1
<b>SAFETIES</b>	5	3
<b>TOTAL POINTS SCORED</b>	288	199
Avg. Pts. Per Game	48.0	33.2

### PASSING LEADERS

COM	ATT	PCT	YARDS	LG	TDS	INTS	SKS-YD
Folmar, Brendan	119	205	58.0	1349	48	21	9 18-101
Hohensee, Mike	32	55	58.2	483	44	7	1 3-15
Russell, Kevin	2	3	66.7	11	6	0	0-0
Yagiello, Stan	0	3	0.0	0	0	0	0-1-7

### RUSHING LEADERS

ATT	YARDS	AVG	LG	TDS	
Federico, Creig	10	21	2.1	8	1
Folmar, Brendan	14	13	0.9	14	2
Hohensee, Mike	3	11	3.7	12	1
Dmitrenko, Scott	3	6	2.0	5	0
Stoops, Mike	1	3	3.0	3	0
McClellan, John	1	2	2.0	2	0
Mitchell, Rickey	2	1	0.5	3	0
Powell, Mike	1	-1	-1.0	-1	0
Yagiello, Stan	2	-3	-1.5	0	0

### RECEIVING LEADERS

NO	YARDS	AVG	LG	TDS
Hairston, Russell	67	1126	16.8	48
Stoops, Mike	22	232	10.5	34
McClennon, John	22	131	6.0	12
Rafferty, James	20	170	8.5	16
Federico, Creig	12	54	4.5	11
Powell, Mike	5	81	16.2	35
Russell, Kevin	2	11	5.5	6
Mitchell, Rickey	1	21	21.0	21
Best, Greg	1	11	11.0	11
Miller, George	1	6	6.0	6

### INTERCEPTIONS

NO	YARDS	LG	TDS
Hairston, Russell	4	50	50
Richmond, Rock	4	31	18
Rafferty, James	2	4	4
McClennon, John	1	5	5
Weaver, Tom	1	2	2
Stoops, Mike	1	0	0

### DEFENSE

TKS	ASS	TOT	TKS	SKS	PD	FF	FR	BLK
Richmond, Rock	29	4	31.0	0.0	11	0	0	1
Walls, Craig	15	8	19.0	13.0	9	2	3	4
Hairston, Russell	16	3	17.5	0.0	7	0	1	0
Federico, Creig	12	10	17.0	3.0	7	0	1	0
Dmitrenko, Scott	13	4	15.0	3.0	1	0	1	0
Stoops, Mike	11	7	14.5	0.0	5	0	0	0
McClennon, John	9	7	12.5	0.0	0	0	1	0
Mitchell, Rickey	10	2	11.0	0.0	2	0	0	0
Rafferty, James	8	5	10.5	2.0	0	0	0	1
Weaver, Tom	7	4	9.0	3.0	2	0	0	1
Adams, Earnest	6	4	8.0	5.0	2	0	1	0
Best, Greg	6	0	6.0	0.0	0	0	0	0
Powell, Mike	5	2	6.0	0.0	1	0	1	0
Yates, Willis	4	2	5.0	6.0	2	0	1	0
Larsen, Lee	2	1	2.5	0.0	1	0	0	0

### RETURN LEADERS

KO	MFG	TOT	YARDS	AVG	LG	TDS
Mitchell, Rickey	13	11	24	374	15.6	36
Rafferty, James	8	22	30	190	6.3	23
McClennon, John	3	3	6	80	13.3	21
Dmitrenko, Scott	0	1	1	26	26.0	26
Stoops, Mike	1	0	1	5	5.0	5

## 1988 GLADIATORS STATS

DATE	OPPONENT	W/L	SCORE	ATTENDANCE
4/28	@ Detroit	W	57-51	16,752
5/7	New England	W	82-26	8,212
5/16	Los Angeles	W	61-42	10,137
5/21	@ Los Angeles	L	32-66	6,236
5/27	New York	W	46-36	7,587
6/2	@ Detroit	L	25-30	15,046
6/11	@ New England	W	45-39	2,171
6/20	@ Chicago	L	25-46	8,811
6/24	Chicago	L	47-54	8,234
7/1	Detroit	L	9-28	6,115
7/11	@ New York	W	44-28	7,484
7/16	New England	L	34-44	7,730

### RUSHING LEADERS

ATT	YARDS	AVG	LG	TDS
Powell, Mike	22	48	2.2	13
Hohensee, Mike	17	18	1.1	6
Federico, Creig	6	13	2.2	5
Burmeister, Dan	3	9	3.0	6
Moran, Brian	2	3	1.5	2
Collins, Fabray	1	2	2.0	2
Calip, Brad	1	1	1.0	1
Mitchell, Stuart	2	1	0.5	2
Folmar, Brendan	7	-5	-0.7	2

### PIT TOTALS

61	90	1.5	13	10
----	----	-----	----	----

### RECEIVING LEADERS

NO	YARDS	AVG	LG	TDS
Dawkins, Julius	61	921	15.1	40
Minor, Rob	26	233	9.0	42
Hairston, Russell	5	327	13.1	35
Shepas, Rick	20	215	10.8	38
Moran, Brian	20	145	7.3	37
Turner, Lonnie	17	149	8.8	15
Tinsley, Keith	14	159	11.4	38
Burmeister, Dan	14	116	8.3	16
Powell, Mike	11	67	6.1	10
Mitchell, Stuart	10	79	7.9	15
Calip, Brad	8	97	12.1	44
Federico, Creig	8	28	3.5	6
Davis, Kent	5	41	8.2	13
Adams, Earnest	5	29	5.8	11
Slaton, Tony	4	71	17.8	45
Richmond, Rock	2	12	6.0	8
Ross, Cornelius	1	9	9.0	9

### PIT TOTALS

251	2698	10.7	45	54
-----	------	------	----	----

### RETURN LEADERS

KO	MFG	TOT	YARDS	AVG	LG	TDS
Richmond, Rock	17	5	22	351	16.0	46
Moran, Brian	14	2	16	301	18.8	25
Tinsley, Keith	6	0	6	113	18.8	25
Minor, Rob	5	0	5	112	22.4	46
Turner, Lonnie	4	1	5	62	12.4	18
Ross, Cornelius	2	1	3	49	16.3	18
Mitchell, Stuart	2	0	2	40	20.0	26
Slaton, Tony	1	0	1	35	35.0	35
Dawkins, Julius	1	1	2	21	10.5	20
Calip, Brad	1	0	1	10	10.0	10
Powell, Mike	0	1	1	9	9.0	9
Collins, Fabray	1	0	1	0	0.0	0

### PIT TOTALS

54	11	65	1	103	17.0	46
----	----	----	---	-----	------	----

### DEFENSE

TKL	AST	TOT	SACK	PD	FF	FR	BLK	INT	YDS	TD.
Richmond	35	1	35.5	0.0	6	1	0	0	4	25
Moran	23	11	28.5	0.0	4	0	2	0	1	0
Powell	21	13	27.5	3.0	3	0	2	1	4	113
Dawkins	21	6	24.0	0.0	2	0	2	0	3	62
Walls	13	17	21.5	12.0	1	2	2	2	0	0
Burmeister	20	2	21.0	1.0	2	0	2	1	2	3
Federico	19	4	21.0	1.5	1	2	0	0	0	0
Mitchell	17	8	21.0	0.0	0	0	1	0	1	0
Dmitrenko	16	8	20.0	0.0	1	0	1	0	0	0
Hairston	16	4	18.0	0.0	2	0	0	0	1	7
Adams	14	4	16.0	5.0	1	2	0	0	0	0
Opfar	12	8	16.0	2.5	0	1	2	2	0	0
Allen	14	3	15.5	0.0	2	0	2	0	0	0
Minor	13	4	15.0	0.0	3	0	2	0	2	0
Shepas	11	7	14.5	0.0	0	0	0	0	0	0
Turner	9	4	11.0	0.0	2	0	0	0	0	0
Collins	9	3	10.5	6.0	2	0	2	0	0	0
Ross	8	2	9.0	0.0	0	0	0	0	1	0
Tinsley	7	0	7.0	0.0	1	0	1	0	2	6
Davis	5	4	7.0	0.0	0	0	0	0	0	0
Fricke	4	2	5.0	0.0	0	0	0	0	0	0
Ogrin	3	2	4.0	4.0	0	0	1	0	0	0
Slaton	3	1	3.5	0.0	0	0	0	0	0	0
Walls	2	1	2.5	3.0	0	0	0	0	0	0
Fletcher	1	3	2.5	0.0	0	0	0	0	0	0
Calip	0	3	1.5	0.0	0	0	0	0	0	0



# STORM HISTORY

CELEBRATING 25 YEARS OF ARENA FOOTBALL IN TAMPA BAY 

## 1989 GLADIATORS STATS

DATE	OPPONENT	W/L SCORE	ATTENDANCE
7/14	Denver	W 28-18	4,373
7/22	Chicago	W 47-38	7,182
7/28	Detroit	L 34-61	3,412
8/05	@ Maryland	W 50-30	4,512

### TEAM STATISTICS

SCORING	PIT	OPP
Points Per Game	159	147
FIRST DOWNS	39.8	36.8
Rushing	62	43
Passing	27	11
Penalty	4	29
	4	3

### RUSHING YARDAGE

Yards Gained Rushing	PIT	OPP
56	4	192
Yards Lost Rushing	4	1
Rushing Attempts	25	3.9
Average Per Rush	2.1	47.8
Average Per Game	13.0	47.8
TDs Rushing	6	7

### PASSING YARDAGE

Att-Comp-Int	PIT	OPP
128-65-6	62	96-53-6
Average Per Pass	6.8	6.4
Average Per Catch	13.4	11.5
Average Per Game	218.0	153.0
TDs Passing	16	12
TOTAL OFFENSE	924	803
Total Plays	161	155
Average Per Play	5.7	5.2
Average Per Game	23.0	200.8

### KICK RETURNS: # YARDS

15-218	21-377
--------	--------

### FG RETURNS: # YARDS

8-61	11-106
------	--------

### INT RETURNS: # YARDS

6-59	6-61
------	------

### KICK RETURN AVERAGE

14.5	18.0
------	------

### FG RETURN AVERAGE

7.6	9.6
-----	-----

### INT RETURN AVERAGE

9.8	10.2
-----	------

### FUMBLES-LOST

6-3	4-4
-----	-----

### PENALTIES-YARDS

21-78	25-106
-------	--------

### TIME OF POSSESSION/GAME

19.5	26.5
17:16	12:46

### 3RD-DOWN CONVERSIONS

13/36	7/28
3rd-Down Pct	36%
4TH-DOWN CONVERSIONS	0/0
4th-Down Pct	0%

### SACKS BY YARDS

0	0
0	0
22	22

### TOUCHDOWNS SCORED

4-16	1-14
------	------

### FIELD GOALS-ATTEMPTS

11-21	10-21
-------	-------

### PAT-ATTEMPTS

0-0	0-1
-----	-----

### 2-pt PAT-ATTEMPTS

11555	4512
Attendance	11555
Games/Avg-Game	3/3852

### SCORE BY QTR.

	1ST	2ND	3RD	4TH	TOTAL
Pittsburgh Gladiators	26	57	50	26	159
Opponents	28	47	33	39	147

### RUSHING

GP	ATT	GAIN	LOSS	NET	AVG	TD	LONG	AVG/G	
Powell, Mike	4	8	26	0	26	3.2	2	7	6.5
Anderson, Aric	4	7	12	0	12	1.7	2	3	3.0
Totten, Willie	4	9	15	4	11	1.2	2	3	2.8
Gardner, Brian	4	1	3	0	3	3.0	0	3	0.8
TOTAL	4	25	56	4	52	2.1	6	7	13.0
OPPONENTS	4	49	192	1	191	3.9	7	23	47.8

### PASSING

GP	RATING	ATT-CMP-INT	PCT	YDS	TD	LNG	AVG/G	
Totten	4	75.80	117-57-6	48.7	750	13	45	187.5
Barretta	1	154.36	11-8-0	72.7	161	3	35	161.0
TEAM	3	39.58	0-0-0	0.0	-39	0	0	-13.0
TOTAL	4	84.51	128-65-6	50.8	872	16	45	218.0
OPPONENTS	4	79.86	96-53-6	55.2	612	12	46	153.0

### FIELD GOALS

M-A	PCT	01-19	20-29	30-39	40-49	50-59	LG	BLK	
Fricke, Rusty	4-16	25.0	1-1	1-3	1-4	1-3	0-5	43	0

RECEIVING	GP	NO.	YDS	AVG	TD	LONG	AVG/G
Monroe, Thomas	4	24	332	13.8	5	33	83.0
Williams, Alvin	4	12	235	19.6	5	45	58.8
Gardner, Brian	4	10	139	13.9	3	35	34.8
Ross, Cornelius	4	9	118	13.1	1	37	29.5
Powell, Mike	4	7	66	9.4	0	30	16.5
Anderson, ARIC	4	1	12	12.0	1	12	3.0
Ross, Alvin	4	1	5	5.0	0	5	1.2
Collins, Fabray	4	1	4	4.0	1	4	1.0
TOTAL	4	65	911	14.0	16	45	227.8
OPPONENTS	4	53	661	12.5	12	46	165.2

RETURN LEADERS	KO	MFG	TOT	YARDS	AVG	LG	TDS
Richmond, Rock	17	5	22	351	16.0	46	0
Moran, Brian	14	2	16	301	18.8	25	0
Tinsley, Keith	6	0	6	113	18.8	25	0
Minor, Rob	5	0	5	112	22.4	46	0
Turner, Lonnie	4	1	5	62	12.4	18	0
Ross, Cornelius	2	1	3	49	16.3	18	0
Mitchell, Stuart	2	0	2	40	20.0	26	0
Slaton, Tony	1	0	1	35	35.0	35	0
Dawkins, Julius	1	1	2	21	10.5	20	0
Calip, Brad	1	0	1	10	10.0	10	0
Powell, Mike	0	1	1	9	9.0	9	0
Collins, Fabray	1	0	1	0	0.0	0	0
PIT TOTALS	54	11	65	1103	17.0	46	0

DEFENSE	GP	SOLO	AST	TT	TFL/YD	NO-YDS	INT-YDS	BRUP	QBH	RCV-YDS	FF	KICK	SAF
Ross	4	29	2	30.0	0	2-42	3	0	0	0	1	0	0
Williams	4	11	4	13.0	0	2-0	0	0	0	0	0	0	0
Heath	3	11	4	13.0	0	1-12	1	0	0	0	0	0	0
Powell	4	9	8	13.0	0	1-3	1-5	2	0	1-0	0	0	0
Anderson	4	9	7	12.5	0	1-0-6	0	0	0	0	1	0	0
Collins	4	11	2	12.0	0	2-0-6	0	0	0	0	0	0	0
Fletcher	4	8	3	9.5	0	3-0-15	0	0	0	1-0	0	1	1
Ross	4	5	2	6.0	0	0	0	1	0	1-0	0	0	0
Monroe	4	3	2	4.0	0	0	0	0	0	0	0	0	0
Garner	3	3	0	3.0	0	0	0	0	0	1-0	0	0	0
Gardner	4	1	2	2.0	0	0	0	0	0	0	0	0	0
Team	3	1	1	1.5	0	5-0-27	0	0	0	0	0	0	0
Fricke	4	1	0	1.0	0	0	0	0	0	0	0	0	0
Thompson	1	1	0	1.0	0	0	0	0	0	0	0	0	0
Johnson	1	0	1	0.5	0	0	0	0	0	0	0	0	0
TOTAL	4	103	38	122.0	0	10-56	6-59	7	0	4-0	2	2	1
OPPONENT	4	88	32	104.0	0	8-64	6-61	14	0	3-0	3	0	1

SCORING	TD	FGS	KICK	RUSH	RCV	PASS	2PT	SAF	POINTS
Monroe, Thomas	5	0-0	0-0	0-0	0	0-0	0	0	30
Williams, Alvin	5	0-0	0-0	0-0	0	0-0	0	0	30
Fricke, Rusty	0	4-16	1-21	0-0	0	0-0	0	0	23
Anderson, Aric	3	0-0	0-0	0-0	0	0-0	0	0	18
Gardner, Brian	3	0-0	0-0	0-0	0	0-0	0	0	18
Totten, Willie	2	0-0	0-0	1-1	0	0-0	0	0	12
Powell, Mike	2	0-0	0-0	0-0	0	0-0	0	0	12
Ross, Cornelius	1	0-0	0-0	0-0	0	0-0	0	0	6
Collins, Fabray	1	0-0	0-0	0-0	0	0-0	0	0	6
Fletcher, Cecil	0	0-0	0-0	0-0	0	0-0	0	1	2
TOTAL	22	4-16	11-21	1-1	0	0-0	0	1	159
OPPONENTS	22	1-14	10-21	0-0	0	0-1	0	1	147

## 1990 GLADIATORS STATS

DATE	OPPONENT	W/L	SCORE	ATTENDANCE
6/6	DETROIT	L	35-40	5,837
6/16	at Dallas	L	35-40	11,883
6/22	WASHINGTON	W	55-32	5,297
6/29	DENVER	L	45-47	4,869
7/6	at Denver	L	29-38	9,414
7/14	ALBANY	W	27-24	4,523
7/21	at Washington	W	30-23 OT	3,760
7/27	at Detroit	L	33-40	15,768

### TEAM STATISTICS

SCORING	PIT	OPP
Points Per Game	289	287
FIRST DOWNS	36.1	35.9
Rushing	104	123
Passing	12	36
Penalty	75	72
	17	15

### RUSHING YARDAGE

Yards Gained Rushing	PIT	OPP
162	4	403
Yards Lost Rushing	0	0
Rushing Attempts	59	120
Average Per Rush	3.4	50.4
Average Per Game	20.2	50.4
TDs Rushing	11	11

### PASSING YARDAGE

Att-Comp-Int	PIT	OPP
263-145-15	1624	258-128-12
Average Per Pass	6.2	6.0
Average Per Catch	11.2	12.1
Average Per Game	203.0	193.9
TDs Passing	25	21
TOTAL OFFENSE	1786	1954
Total Plays	336	393
Average Per Play	5.3	5.0
Average Per Game	223.2	244.2

### KICK RETURNS: # YARDS

# STORM HISTORY

CELEBRATING 25 YEARS OF ARENA FOOTBALL IN TAMPA BAY



## 1991 STORM STATS

DATE	OPPONENT	W/L	SCORE	ATTENDANCE
6/01	Orlando	L	38-51	10,354
6/08	@ Columbus	W	53-12	3,000
6/15	@ New Orleans	W	27-17	8,834
6/22	Dallas	W	56-48	15,017
6/29	Albany	W	57-53	13,961
7/08	@ Detroit	W	38-29	13,410
7/13	Denver	W	30-13	24,445
7/19	@ Denver	L	34-51	7,113
7/27	Orlando	W	26-16	13,680
8/02	New Orleans	W	62-19	21,692

TEAM STATISTICS	TAM	OPP
<b>SCORING</b>	421	309
Points Per Game	42.1	30.9
<b>FIRST DOWNS</b>	147	128
Rushing	34	30
Passing	92	81
Penalty	21	17
<b>RUSHING YARDAGE</b>	612	361
Yards Gained Rushing	612	386
Yards Lost Rushing	0	25
Rushing Attempts	164	134
Average Per Rush	3.7	2.7
Average Per Game	61.2	36.1
TDs Rushing	20	15
<b>PASSING YARDAGE</b>	1773	1640
Att-Comp-Int	250-155-14	326-159-6
Average Per Pass	7.0	5.0
Average Per Catch	11.4	10.3
Average Per Game	177.3	164.0
TDs Passing	34	26
<b>TOTAL OFFENSE</b>	2385	2001
Total Plays	431	476
Average Per Play	5.5	4.2
Average Per Game	238.5	200.1
<b>KICK RETURNS: #-YARDS</b>	41-768	53-887
<b>FG RETURNS: #-YARDS</b>	14-301	13-162
<b>INT RETURNS: #-YARDS</b>	6-92	14-95
<b>KICK RETURN AVERAGE</b>	18.7	16.7
<b>FG RETURN AVERAGE</b>	21.5	12.5
<b>INT RETURN AVERAGE</b>	15.3	6.8
<b>FUMBLES-LOST</b>	10-6	23-15
<b>PENALTIES-YARDS</b>	63-267	66-220
Average Per Game	26.7	22.0
<b>TIME OF POSSESSION/GAME</b>	27:04	33:02
<b>3RD-DOWN CONVERSIONS</b>	23/68	32/100
3rd-Down Pct	34%	32%
<b>4TH-DOWN CONVERSIONS</b>	0/0	0/0
4th-Down Pct	0%	0%
<b>SACKS BY-YARDS</b>	16-94	17-120
MISC YARDS	16	29
<b>TOUCHDOWNS SCORED</b>	59	43
<b>FIELD GOALS-ATTEMPTS</b>	7-27	8-41
<b>PAT-ATTEMPTS</b>	40-58	25-36
2-pt PAT-ATTEMPTS	0-0	0-0
<b>ATTENDANCE</b>	85,469	43,037
Games/Avg Per Game	5/17094	5/8607

SCORE BY QTR.	1ST	2ND	3RD	4TH	OT	TOTAL
Tampa Bay Storm	101	107	98	115	-	421
Opponents	61	84	90	74	-	309

RUSHING	GP	ATT	GAIN	LOSS	NET	AVG	TD	LONG	AVG/G
Bradford, Lynn	8	61	261	0	261	4.3	7	43	32.6
Wright, Bo	6	38	139	0	139	3.7	5	13	23.2
Bowden, Andre	10	31	109	0	109	3.5	5	21	10.9
Gruden, Jay	9	17	55	0	55	3.2	2	18	6.1
Calip, Brad	10	5	24	0	24	4.8	0	15	2.4
Ferguson, Chip	8	7	9	0	9	1.3	0	3	1.1
Perkins, Tracey	9	3	8	0	8	2.7	1	6	0.9
Willis, Darren	7	2	7	0	7	3.5	0	4	1.0
<b>TEAM</b>	<b>10</b>	<b>164</b>	<b>612</b>	<b>0</b>	<b>612</b>	<b>3.7</b>	<b>20</b>	<b>43</b>	<b>61.2</b>
<b>OPPONENTS</b>	<b>10</b>	<b>134</b>	<b>386</b>	<b>25</b>	<b>361</b>	<b>2.7</b>	<b>15</b>	<b>37</b>	<b>36.1</b>

FIELD GOALS	M-A	PCT	01-19	20-29	30-39	40-49	50-99	LG	BLK
Hickert, Paul	7-27	25.9	1-1	3-5	1-4	1-9	1-8	52	1
<b>TEAM</b>	<b>7-27</b>	<b>25.9</b>	<b>1-1</b>	<b>3-5</b>	<b>1-4</b>	<b>1-9</b>	<b>1-8</b>	<b>52</b>	<b>1</b>
<b>OPPONENTS</b>	<b>8-41</b>	<b>19.5</b>	<b>1-1</b>	<b>2-4</b>	<b>1-4</b>	<b>4-9</b>	<b>0-23</b>	<b>46</b>	<b>3</b>

PASSING	GP	RATING	ATT-CMP-INT	PCT	YDS	TD	LNG	AVG/G
Gruden, Jay	9	96.39	199-127-11	63.8	1504	26	43	167.1
Ferguson, Chip	8	87.42	50-27-3	54.0	364	7	37	45.5
Darnell, John	1	158.33	1-1-0	100	25	1	25	25.0
<b>TEAM</b>	<b>10</b>	<b>93.97</b>	<b>250-155-14</b>	<b>62.0</b>	<b>1773</b>	<b>34</b>	<b>43</b>	<b>177.3</b>
<b>OPPONENTS</b>	<b>10</b>	<b>75.96</b>	<b>326-159-6</b>	<b>48.8</b>	<b>1640</b>	<b>26</b>	<b>40</b>	<b>164.0</b>

RECEIVING	GP	NO.	YDS	AVG	TD	LONG	AVG/G
Perkins, Tracey	9	28	241	8.6	3	27	26.8
Zeno, Marc	8	24	259	10.8	6	43	32.4
Calip, Brad	10	22	238	10.8	5	27	23.8
Howard, Anthony	5	20	306	15.3	4	37	61.2
Thomas, Stevie	6	17	305	17.9	8	36	50.8
Mayes, Jeff	9	17	220	12.9	3	40	24.4
Willis, Darren	7	7	90	12.9	2	41	12.9
Wright, Bo	6	6	85	14.2	1	28	14.2
Monroe, Thomas	4	5	54	10.8	1	13	13.5
Bradford, Lynn	8	4	23	5.8	0	22	2.9
Bowden, Andre	10	2	36	18.0	0	28	3.6
Hickert, Paul	10	1	25	25.0	1	25	2.5
Young, Tony	1	1	11	11.0	0	11	11.0
Gizzi, Tom	8	1	0	0.0	0	0	0.0
<b>TEAM</b>	<b>10</b>	<b>155</b>	<b>1893</b>	<b>12.2</b>	<b>34</b>	<b>43</b>	<b>189.3</b>
<b>OPPONENTS</b>	<b>10</b>	<b>159</b>	<b>1734</b>	<b>10.9</b>	<b>26</b>	<b>40</b>	<b>173.4</b>

KICK RETURNS	NO	YDS	AVG	TD	LONG
Calip, Brad	19	399	21.0	0	46
Crawford, Rawla	14	238	17.0	0	31
Willis, Darren	4	90	22.5	0	28
Howard, Anthony	2	22	11.0	0	13
Thomas, Stevie	1	16	16.0	0	16
Perkins, Tracey	1	3	3.0	0	3
<b>TEAM</b>	<b>41</b>	<b>768</b>	<b>18.7</b>	<b>0</b>	<b>46</b>
<b>OPPONENTS</b>	<b>53</b>	<b>887</b>	<b>16.7</b>	<b>0</b>	<b>36</b>

FUMBLE RET	NO	YDS	AVG	TD	LONG
Mayes, Jeff	1	16	16.0	0	16
Zeno, Marc	0	0	0.0	1	0
<b>TEAM</b>	<b>1</b>	<b>16</b>	<b>16.0</b>	<b>1</b>	<b>16</b>
<b>OPPONENTS</b>	<b>2</b>	<b>29</b>	<b>14.5</b>	<b>1</b>	<b>12</b>

INTERCEPTIONS	NO	YDS	AVG	TD	LONG
Crawford, Rawla	2	2	1.0	0	2
Guidry, Kevin	1	0	0.0	0	0
Mayes, Jeff	1	0	0.0	0	0
Monroe, Thomas	1	44	44.0	1	44
Willis, Darren	1	46	46.0	1	46
<b>TEAM</b>	<b>6</b>	<b>92</b>	<b>15.3</b>	<b>2</b>	<b>46</b>
<b>OPPONENTS</b>	<b>14</b>	<b>95</b>	<b>6.8</b>	<b>1</b>	<b>29</b>

FG RETURNS	NO	YDS	AVG	TD	LONG
Calip, Brad	8	208	26.0	1	50
Crawford, Rawla	4	40	10.0	0	21
Willis, Darren	2	53	26.5	1	52
<b>TEAM</b>	<b>14</b>	<b>301</b>	<b>21.5</b>	<b>2</b>	<b>52</b>
<b>OPPONENTS</b>	<b>13</b>	<b>162</b>	<b>12.5</b>	<b>0</b>	<b>26</b>

SCORING	TD	FGS	RUSH	RVCV	PASS	2PT	SAF	PTS
Hickert, Paul	1	7-27	40-58	0-0	0-0	0	0	67
Thomas, Stevie	8	0-0	0-0	0-0	0-0	0	0	48
Bradford, Lynn	7	0-0	0-0	0-0	0-0	0	0	42
Zeno, Marc	7	0-0	0-0	0-0	0-0	0	0	42
Wright, Bo	6	0-0	0-0	0-0	0-0	0	0	36
Calip, Brad	6	0-0	0-0	0-0	0-0	0	0	36
Bowd, Andre	5	0-0	0-0	0-0	0-0	0	0	30
Howard, Anthon	4	0-0	0-0	0-0	0-0	0	0	26
Willis, Darren	4	0-0	0-0	0-0	0-0	0	0	24
Perkins, Tracey	4	0-0	0-0	0-0	0-0	0	0	24
Mayes, Jeff	3	0-0	0-0	0-0	0-0	0	0	18
Monroe, Thomas	2	0-0	0-0	0-0	0-0	0	0	12
Gruden, Jay	2	0-0	0-0	0-0	1-1	0	0	12
Tarabella, Dan	0	0-0	0-0	0-0	0-0	0	1	2
Sperduto, Pat	0	0-0	0-0	0-0	0-0	0	1	2
<b>TEAM</b>	<b>59</b>	<b>7-27</b>	<b>40-58</b>	<b>0-1</b>	<b>1-1</b>	<b>0</b>	<b>2</b>	<b>421</b>
<b>OPPONENTS</b>	<b>43</b>	<b>8-41</b>	<b>25-36</b>	<b>0-1</b>	<b>0-6</b>	<b>0</b>	<b>1</b>	<b>309</b>

2-PT. CONVERSIONS: TB 1-1, OPPONENTS 0-7; Howard  
SACKS: TB 16.0, OPPONENTS 17.0; Tarebella 3.0, Bradford 3.0, Gizzi 2.0,  
Wright 2.0, Watts 2.0, Sperduto 2.0, Bennett 1.0, Bowden 1.0, Browner 1.0

## 1992 STORM STATS

DATE	OPPONENT	W/L	SCORE	ATTENDANCE
5/29	@ Orlando	W	39-32	11,312
6/06	New Orleans	W	64-60	16,123
6/12	@ Charlotte	W	39-37	14,093
6/20	Cleveland	W	35-24	20,335
6/27	@ Dallas	W	49-37	6,238
7/02	Orlando	L	33-48	20,091
7/11	@ Arizona	W	59-28	15,505
7/18	Albany	W	62-42	22,464
7/25	@ New Orleans	W	53-14	9,021
8/01	Charlotte	W	39-32	21,249

TEAM STATISTICS	TAM	OPP
<b>SCORING</b>	472	354
Points Per Game	47.2	35.4
<b>FIRST DOWNS</b>	166	153
Rushing	18	18
Passing	121	107
Penalty	27	28
<b>RUSHING YARDAGE</b>	327	285
Yards Gained Rushing	337	285
Yards Lost Rushing	10	24
Rushing Attempts	109	107
Average Per Rush	3.0	2.4
Average Per Game	32.7	26.1
TDs Rushing	10	12
<b>PASSING YARDAGE</b>	2470	2037
Att-Comp-Int	308-190-15	350-164-18
Average Per Pass	8.0	5.8
Average Per Catch	13.0	12.4
Average Per Game	247.0	203.7
TDs Passing	50	30
<b>TOTAL OFFENSE</b>	2797	2298
Total Plays	435	480
Average Per Play	6.4	4.8
Average Per Game	279.7	229.8
<b>KICK RETURNS: #-YARDS</b>	40-755	54-710
<b>FG RETURNS: #-YARDS</b>	12-204	13-176
<b>INT RETURNS: #-YARDS</b>	18-118	15-119
<b>KICK RETURN AVERAGE</b>	18.9	13.1
<b>FG RETURN AVERAGE</b>	17.0	13.5
<b>INT RETURN AVERAGE</b>	6.6	7.9
<b>FUMBLES-LOST</b>	8-3	12-8
<b>PENALTIES-YARDS</b>	95-472	93-370
Average Per Game	47.2	37.0
<b>TIME OF POSSESSION/GAME</b>	28:05	31:55
<b>3RD-DOWN CONVERSIONS</b>	32/66	33/85
3rd-Down		



### 1993 STORM STATS

DATE	OPPONENT	W/L	SCORE	ATTENDANCE
5/15	Cleveland	L	50-14	18,486
5/21	@ Orlando	W	34-46	13,680
5/31	@ Miami	W	29-22	6,817
6/07	Charlotte	W	52-19	20,532
6/12	@ Arizona	W	63-33	15,505
6/19	Orlando	W	45-46	28,746
6/26	@ Albany	W	36-33	11,679
7/03	Cincinnati	W	61-51	16,236
7/09	Charlotte	L	38-40	6,321
7/17	Miami	W	65-46	19,378
7/24	Albany	W	48-26	19,438
7/30	@ Cleveland	W	50-13	7,123

TEAM STATISTICS	TAM	OPP
<b>SCORING</b>	571	389
Points Per Game	47.6	32.4
<b>FIRST DOWNS</b>	187	176
Rushing	47	25
Passing	124	110
Penalty	16	41
<b>RUSHING YARDAGE</b>	547	291
Yards Gained Rushing	550	309
Yards Lost Rushing	3	18
Rushing Attempts	162	112
Average Per Rush	3.4	2.6
Average Per Game	45.6	24.2
TDs Rushing	23	11
<b>PASSING YARDAGE</b>	2563	2153
Att-Comp-Int	347-205-20	440-198-21
Average Per Pass	7.4	4.9
Average Per Catch	12.5	10.9
Average Per Game	213.6	179.4
TDs Passing	44	35
<b>TOTAL OFFENSE</b>	3110	2444
Total Plays	529	578
Average Per Play	5.9	4.2
Average Per Game	259.2	203.7
<b>KICK RETURNS: #-YARDS</b>	52-965	55-1025
<b>FG RETURNS: #-YARDS</b>	26-351	12-192
<b>INT RETURNS: #-YARDS</b>	21-327	20-163
<b>KICK RETURN AVERAGE</b>	18.6	18.6
<b>FG RETURN AVERAGE</b>	13.5	16.0
<b>INT RETURN AVERAGE</b>	15.6	8.1
<b>FUMBLES-LOST</b>	21-12	20-11
<b>PENALTIES-YARDS</b>	124-596	95-389
Average Per Game	49.7	32.4
<b>TIME OF POSSESSION/GAME</b>	29:11	30:49
<b>3RD-DOWN CONVERSIONS</b>	34/86	22/101
3rd-Down Pct	40%	22%
<b>4TH-DOWN CONVERSIONS</b>	2/4	1/5
4th-Down Pct	50%	20%
<b>SACKS BY-YARDS</b>	26-145	20-131
<b>MISC YARDS</b>	30	35
<b>TOUCHDOWNS SCORED</b>	78	52
<b>FIELD GOALS-ATTEMPTS</b>	13-29	13-49
<b>PAT-ATTEMPTS</b>	63-73	32-41
2-pt PAT-ATTEMPTS	0-0	0-0
<b>ATTENDANCE</b>	122816	61125
Games/Avg Per Game	6/20469	6/10188

SCORE BY QTR.	1ST	2ND	3RD	4TH	OT	TOTAL
Tampa Bay Storm	139	180	91	161	-	571
Opponents	83	132	101	73	-	389

RUSHING	GP	ATT	GAIN	LOSS	NET	AVG	TD	LONG	AVG/G
Bowden, Andre	12	81	308	0	308	3.8	15	14	25.7
Smith, David	9	30	117	0	117	3.9	3	23	13.0
Barley, Les	7	22	73	0	73	3.3	2	10	10.4
Grudden, Jay	11	15	18	3	15	1.0	1	12	1.4
Brown, Eddie	12	5	13	0	13	2.6	1	4	1.1
Karg, Terry	3	4	9	0	9	2.2	0	3	3.0
Johnson, Lee	4	1	5	0	5	5.0	0	5	1.2
Willis, Darren	4	1	4	0	4	4.0	0	4	1.0
Byrd, Bobby	12	2	0	2	1.0	1.0	2	0.2	
Woods, Jerry	5	1	1	0	1.0	1.0	0	1.0	
<b>TEAM</b>	12	162	550	3	547	3.4	23	23	45.6
<b>OPPONENTS</b>	12	112	309	18	291	2.6	11	15	24.2

FIELD GOALS	M-A	PCT	01-19	20-29	30-39	40-49	50-99	LG	BLK
Czyzewski, Arde	10-29	34.5	0-0	0-1	6-8	4-10	0-10	44	1
<b>TEAM</b>	10-29	34.5	0-0	0-1	6-8	4-10	0-10	44	1

PASSING	GP	RATING	ATT-CMP-INT	PCT	YDS	TD	LONG	AVG/G
Grudden, Jay	11	99.92	312-187-14	59.9	2526	41	45	229.6
Karg, Terry	3	38.80	32-16-5	50.0	146	2	18	48.7
Bowden, Andr	12	158.3	31-1-0	100	17	1	17	1.4
Czyzewski, A.	12	0.00	1-0-1	0.0	0	0	0	0.0
Jordan, Terry	1	87.50	1-1-0	100	5	0	5	5.0
Czyzewski, A.	10	39.58	0-0-0	0.0	-131	0	-13.1	-13.1
<b>TEAM</b>	12	89.78	347-205-20	59.1	2563	44	45	213.6
<b>OPPONENTS</b>	12	59.97	440-198-21	45.0	2153	35	45	179.4

RECEIVING	GP	NO.	YDS	AVG	TD	LONG	AVG/G
Thomas, Stevie	12	56	972	17.4	23	45	81.0
Byrd, Bobby	12	41	509	12.5	5	34	42.4
Brown, Eddie	12	33	310	9.4	1	30	25.8
Mayes, Jeff	11	23	302	13.1	5	25	27.5
Willis, Darren	4	8	76	9.5	1	20	19.0
Field, Amod	3	7	122	17.4	2	36	40.7
Jarvis, Ralph	6	7	99	14.1	1	22	16.5
Bowden, Tracey	12	7	72	10.3	1	33	6.0
Perkins, Tracey	12	7	61	8.7	1	20	5.1
Browner, Keith	9	4	38	9.5	1	16	4.2
March, Joe	6	3	40	13.3	1	23	6.7
Woods, Jerry	5	3	36	12.0	0	17	7.2
Howard, Anthony	3	3	31	10.3	2	16	10.3
Barley, Les	7	2	8	4.0	0	8	1.1
Smith, David	9	1	18	18.0	0	18	2.0
<b>TEAM</b>	12	205	2694	13.1	44	45	224.5
<b>OPPONENTS</b>	12	198	2307	11.7	35	45	192.2

KICK RETURNS	NO	YDS	AVG	TD	LONG
Thomas, Stevie	28	477	17.0	0	28
Brown, Eddie	14	323	23.1	1	56
Willis, Darren	4	71	17.8	0	25
Byrd, Bobby	3	37	12.3	0	18
Mayes, Jeff	1	21	21.0	0	21
Thomas, Carl	2	20	20.0	0	20
Woods, Jerry	1	16	16.0	0	16
<b>TEAM</b>	52	965	18.6	1	56
<b>OPPONENTS</b>	55	1025	18.6	2	55

FUMBLE RET	NO	YDS	AVG	TD	LONG
Woods, Jerry	1	0	0.0	0	0
Dowden, Corey	1	4	4.0	1	4
Bowden, Andre	1	22	22.0	1	22
Barley, Les	0	4	0.0	1	4
Field, Amod	0	0	0.0	0	0
<b>TEAM</b>	3	30	10.0	4	22
<b>OPPONENTS</b>	4	35	8.8	2	35

INTERCEPTIONS	NO	YDS	AVG	TD	LONG
Dowden, Corey	6	113	18.8	2	45
Perkins, Tracey	5	74	14.8	1	49
Byrd, Bobby	2	26	13.0	1	26
Brown, Eddie	2	12	6.0	0	12
Willis, Darren	2	16	8.0	0	16
Crawford, Rawla	1	2	2.0	0	2
March, Joe	1	4	4.0	1	4
Mayes, Jeff	1	48	48.0	1	48
Woods, Jerry	1	32	32.0	0	32
<b>TEAM</b>	21	327	15.6	6	49
<b>OPPONENTS</b>	20	163	8.1	2	33

FG RETURNS	NO	YDS	AVG	TD	LONG
Brown, Eddie	13	164	12.6	0	27
Thomas, Stevie	9	142	15.8	0	37
Willis, Darren	1	13	13.0	0	13
Thomas, Carl	1	8	8.0	0	8
Byrd, Bobby	1	19	19.0	0	19
Perkins, Tracey	1	5	5.0	0	5
<b>TEAM</b>	26	351	13.5	0	37
<b>OPPONENTS</b>	12	192	16.0	0	30

SCORING	TD	FGS	KICK	RUSH	RCV	PASS	ZPT	SAF	PTS
Thomas, Stevie	23	0-0	0-0	0-0	1	0-0	0	0	140
Bowden, Andre	17	0-0	0-0	0-0	0	0-0	0	0	102
Czyzewski, Arde	0	10-29	63-73	0-0	0-0	0	0	0	93
Byrd, Bobby	7	0-0	0-0	0-0	0	0-0	0	0	42
Mayes, Jeff	6	0-0	0-0	0-0	0	0-0	0	0	36
Field, Amod	3	0-0	0-0	0-0	0	0-0	0	0	18
Dowden, Corey	3	0-0	0-0	0-0	0	0-0	0	0	18
Brown, Eddie	3	0-0	0-0	0-0	0	0-0	0	0	18
Smith, David	3	0-0	0-0	0-0	0	0-0	0	0	18
Barley, Les	3	0-0	0-0	0-0	0	0-0	0	0	18
March, Joe	2	0-0	0-0	0-0	0	0-0	0	0	14
Perkins, Tracey	2	0-0	0-0	0-0	0	0-0	0	0	12
Howard, Anthony	2	0-0	0-0	0-0	0	0-0	0	0	12
Willis, Darren	1	0-0	0-0	0-0	1	0-0	0	0	8
Browner, Keith	1	0-0	0-0	0-0	0	0-0	0	0	6
Grudden, Jay	1	0-0	0-0	0-0	2-5	0	0	6	
Jarvis, Ralph	1	0-0	0-0	0-0	0	0	0	6	
Wise, Deatrice	0	0-0	0-0	0-0	0	0	0	1	
<b>TEAM</b>	78	10-29	63-73	0-0	2-5	0	3	571	
<b>OPPONENTS</b>	52	13-19	32-41	2-4	0-7	0	1	389	

2-PT. CONVERSIONS: TB 2-5, OPPONENTS 0-7; Thomas, Willis  
 SACKS: TB 27.0, OPPONENTS 20.0; Wise 6.5, Bowden 6.0, Browner 5.5,  
 March 2.0, Barley 1.0, Dahlke 1.0, Johnson 1.0, Kenney 1.0, Mayes 1.0,  
 Smith 1.0, Sperduto 1.0

### 1994 STORM STATS

DATE	OPPONENT	W/L	SCORE	ATTENDANCE
3/21	Charlotte	L	39-44	16150
3/28	@ Albany	L	45-71	11882
6/03	Fort Worth	W	58-45	14995
6/11	@ Cleveland	W	40-33	4127
6/25	Miami	W	47-32	19031
7/01	@ Orlando	L	40-61	14015
7/09	Milwaukee	W	69-35	20266
7/18	@ Fort Worth	W	53-43	3103
7/23	Massachusetts	W	51-50	18007
7/30	@ Arizona	L	21-48	15505
8/6	@ Las Vegas	L	58-63	8941
8/13	Orlando	W	40-39	20819

TEAM STATISTICS	TAM	OPP
<b>SCORING</b>	561	564
Points Per Game	46.8	47.0
<b>FIRST DOWNS</b>	201	181
Rushing	36	30
Passing	137	118
Penalty	28	33
<b>RUSHING YARDAGE</b>	547	452
Yards Gained Rushing	560	469



### 1995 STORM STATS

DATE	OPPONENT	W/L	SCORE	ATTENDANCE
5/13	@ Miami	W	58-43	6,978
5/27	Charlotte	W	34-16	12,426
6/02	@ Las Vegas	W	69-55	4,212
6/16	Miami	W	54-7	13,114
6/17	@ Albany	L	36-42	11,801
6/24	Las Vegas	L	37-38	13,022
7/01	Memphis	W	68-32	14,209
7/08	@ Connecticut	W	38-32	7,521
7/14	@ Orlando	W	51-34	15,638
7/21	Connecticut	W	60-32	12,825
7/29	Orlando	W	44-20	24,055
8/04	@ Milwaukee	W	56-27	16,147

TEAM STATISTICS		TAM	OPP
Points Per Game	605	504	31.5
FIRST DOWNS	190	162	
Rushing	37	22	
Passing	136	107	
Penalty	17	33	
RUSHING YARDAGE	466	253	
Yards Gained Rushing	471	253	
Yards Lost Rushing	5	46	
Rushing Attempts	135	91	
Average Per Rush	3.5	2.3	
Average Per Game	38.8	17.2	
TDs Rushing	27	13	
PASSING YARDAGE	2822	2326	
Att-Comp-Int	361-205-12	416-205-19	
Average Per Pass	7.8	5.6	
Average Per Catch	13.8	11.3	
Average Per Game	235.2	193.8	
TDs Passing	47	33	
TOTAL OFFENSE	3288	2533	
Total Plays	505	533	
Average Per Play	6.5	4.8	
Average Per Game	274.0	211.1	
KICK RETURNS: #-YARDS	50-890	64-994	
FG RETURNS: #-YARDS	17-267	11-181	
INT RETURNS: #-YARDS	19-152	12-110	
KICK RETURN AVERAGE	17.8	15.5	
FG RETURN AVERAGE	15.7	16.5	
INT RETURN AVERAGE	8.0	9.2	
FUMBLES-LOST	14-4	39-16	
PENALTIES-YARDS	118-587	97-388	
Average Per Game	48.9	32.3	
TIME OF POSSESSION/GAME	27:57	27:03	
3RD-DOWN CONVERSIONS	32/74	24/92	
3rd-Down Pct	43%	26%	
4TH-DOWN CONVERSIONS	0/1	0/1	
4th-Down Pct	0%	0%	
SACKS BY-YARDS	26-117	9-42	
MISC YARDS	81	49	
TOUCHDOWNS SCORED	14-32	12-39	
FIELD GOALS-ATTEMPTS	69-79	30-38	
PAT-ATTEMPTS	0-0	0-0	
2-pt PAT-ATTEMPTS	0-0	0-0	
ATTENDANCE	89651	62297	
Games/Avg Per Game	6/14942	6/10383	

SCORE BY QTR.		1ST	2ND	3RD	4TH	OT	TOTAL
Tampa Bay Storm	149	212	90	154	-	-	605
Opponents	97	109	66	106	-	-	378

RUSHING	GP	ATT	GAIN	LOSS	NET	AVG	TD	LONG	AVG/G
McKinnon, C	8	53	222	0	222	4.2	13	22	27.8
Caesar, Ivan	10	29	143	0	143	4.9	7	23	14.3
Jones, Tony	10	28	87	0	87	3.1	6	11	8.7
Kelchner, J	2	1	8	0	8	8.0	1	8	4.0
Gruden, Jay	12	20	9	2	7	0.3	0	5	0.6
Byrd, Bobby	2	1	1	0	1	1.0	0	1	0.5
Brown, Eddie	3	2	1	0	1	0.5	0	1	0.3
Bell, Grantis	5	1	0	3	-3	-3.0	0	0	-0.6
TEAM	12	135	471	5	466	3.5	27	23	38.8
OPPONENTS	12	91	253	46	207	2.3	13	23	17.2

FIELD GOALS	M-A	PCT	01-19	20-29	30-39	40-49	50-59	LG	BLK
Cimadevilla	14-32	43.8	5-6	6-6	1-4	1-10	1-6	50	2
TEAM	14-32	43.8	5-6	6-6	1-4	1-10	1-6	50	2
OPPONENTS	12-39	30.8	0-0	2-3	7-9	3-10	0-17	47	4

PASSING	GP	RATING	ATT-CMP-INT	PCT	YDS	TD	LNG	AVG/G
Gruden, Jay	12	100.18	352-198-11	56.2	2787	44	45	232.2
Kelchner, J	2	95.83	7-5-1	71.4	64	1	21	32.0
McKinnon, C	8	135.42	1-1-0	100.0	7	1	7	0.9
Caesar, I	10	158.33	1-1-0	100.0	28	1	28	2.8
TEAM	12	100.68	361-205-12	56.8	2822	47	45	235.2
OPPONENTS	12	67.25	416-205-19	49.3	2326	33	47	193.8

RECEIVING	GP	NO.	YDS	AVG	TD	LONG	AVG/G
Thomas, Stevie	12	67	1002	15.0	18	45	83.5
LaFrance, Georg	12	64	959	15.0	16	45	79.9
Bell, Grantis	5	15	218	14.5	3	41	43.6
Williams, Wayne	6	12	142	11.8	1	19	23.7
Simmons, Stacey	8	9	153	17.0	2	39	19.1
Samuels, Lawren	10	8	93	11.6	2	22	9.3
Brown, Eddie	3	5	85	17.0	0	20	28.3
Perkins, Tracey	9	5	42	8.4	1	15	4.7
Jones, Tony	10	5	40	8.0	1	12	4.0
Byrd, Bobby	2	3	46	15.3	0	28	23.0
March, Joe	8	3	42	14.0	2	21	5.2
McKinnon, Cedri	8	3	15	5.0	0	10	1.9
Harris, Tony	3	2	23	11.5	0	15	7.7
Caesar, Ivan	10	2	17	8.5	0	10	1.7
Bembrey, Sylves	11	1	6	6.0	0	6	0.5
Rowland, Lynn	9	1	2	2.0	1	2	0.2
TEAM	12	205	2885	14.1	47	45	240.4
OPPONENTS	12	205	2474	12.1	33	47	206.2

KICK RETURNS	NO	YDS	AVG	TD	LONG
LaFrance, Georg	45	843	18.7	2	56
Thomas, Stevie	3	21	7.0	0	14
Simmons, Stacey	1	12	12.0	0	12
Dowden, Corey	1	14	14.0	0	14
TEAM	50	890	17.8	2	56
OPPONENTS	64	994	15.5	1	53

FUMBLE RET	NO	YDS	AVG	TD	LONG
Gruden, Jay	1	2	2.0	1	2
March, Joe	1	0	0.0	0	0
Dowden, Corey	1	15	15.0	1	15
TEAM	3	17	5.7	2	15
OPPONENTS	2	40	20.0	1	32

INTERCEPTIONS	NO	YDS	AVG	TD	LONG
Perkins, Tracey	5	41	8.2	0	28
Dowden, Corey	3	26	8.7	0	26
Williams, Wayne	3	13	4.3	0	13
Samuels, Lawren	3	33	11.0	1	13
Thomas, Stevie	2	27	13.5	2	14
Jones, Tony	1	0	0.0	0	0
Brown, Eddie	1	12	12.0	0	12
Simmons, Stacey	1	0	0.0	0	0
TEAM	19	152	8.0	3	28
OPPONENTS	12	110	9.2	1	31

FG RETURNS	NO	YDS	AVG	TD	LONG
LaFrance, Georg	17	267	15.7	0	33
TEAM	17	267	15.7	0	33
OPPONENTS	11	181	16.5	0	23

SCORING	TD	FGS	KICK	RUSH	RCV	PASS	2PT	SAF	PTS
Thomas, Stevie	20	0-0	0-0	0-0	0-0	0	0	0	120
LaFrance, Geor	18	0-0	0-0	0-0	0-0	0	0	0	108
Cimadevilla, Jo	0	13-29	69-79	0-0	0-0	0	0	0	108
McKinnon, Cedri	13	0-0	0-0	0-0	0-0	0	0	0	78
Caesar, Ivan	7	0-0	0-0	0-0	0-0	0	1	44	44
Jones, Tony	7	0-0	0-0	0-0	0-0	0	0	42	42
Samuels, Lawr	3	0-0	0-0	0-0	0-0	0	0	18	18
Bell, Grantis	3	0-0	0-0	0-0	0-0	0	0	18	18
March, Joe	2	0-0	0-0	0-0	0-0	0	1	14	14
Simmons, Stac	2	0-0	0-0	0-0	0-0	0	0	12	12
Kelchner, Jake	1	0-0	0-0	0-0	0-0	0	0	6	6
Williams, Wayn	1	0-0	0-0	0-0	0-0	0	0	6	6
Rowland, Lynn	1	0-0	0-0	0-0	0-0	0	0	6	6
Perkins, Tracey	1	0-0	0-0	0-0	0-0	0	0	6	6
Dowden, Corey	1	0-0	0-0	0-0	0-0	0	0	6	6
Grudem, Jay	1	0-0	0-0	0-0	0-2	0	0	6	6
Maynor, Connell	0	1-3	0-0	0-0	0-0	0	0	3	3
TEAM	0	0-0	0-0	0-0	0-0	0	1	2	2
Wise, Deatrich	0	0-0	0-0	0-0	0-0	0	0	1	1
TEAM	81	14-32	69-79	0-0	0-2	0	4	605	605
OPPONENTS	49	12-39	30-38	3-6	4	4	5	378	378

2-PT. CONVERSIONS: TB 0-2, OPPONENTS 7-11  
 SACKS: TB 25.0, OPPONENTS 9.0; Caesar 4.0, Wells 4.0, Bembrey 3.0, March 3.0, Conlin 2.0, Wise 2.0, Wyatt 2.0, K. Harris 1.0, Jones 1.0, McKinnon 1.0, Rowland 1.0, Team 1.0

### 1996 STORM STATS

DATE	OPPONENT	W/L	SCORE	ATTENDANCE
4/26	@ St. Louis	W	57-38	6,335
5/11	Texas	W	62-27	14,178
5/18	Orlando	W	63-42	16,444
5/24	@ Minnesota	W	41-16	7,781
6/01	San Jose	W	36-22	14,663
6/08	Florida	W	55-47	14,117
6/15	@ Anaheim	W	34-28	14,102
6/22	@ Memphis	W	43-12	13,463
6/29	Charlotte	L	53-66	15,492
7/06	@ Florida	W	39-36	3,663
7/12	Albany	W	65-52 OT	13,202
7/29	Orlando	L	39-40	16,236
7/27	Arizona	W	69-48	16,211
8/02	@ Texas	W	42-30	9,750

TEAM STATISTICS		TAM	OPP
Points Per Game	698	504	36.0
FIRST DOWNS	48	216	
Rushing	30	27	
Passing	186	150	
Penalty	32	39	
RUSHING YARDAGE	271	214	
Yards Gained Rushing	284	215	
Yards Lost Rushing	13	1	
Rushing Attempts	120	89	
Average Per Rush	2.3	2.4	
Average Per Game	19.4	15.3	
TDs Rushing	21	17	
PASSING YARDAGE	3569	3110	
Att-Comp-Int	449-277-14	496-259-21	
Average Per Pass	7.9	6.3	
Average Per Catch	12.9	12.0	
Average Per Game	254.9	222.1	
TDs Passing	71	47	
TOTAL OFFENSE	3840	3324	
Total Plays	584	607	
Average Per Play	6.6	5.5	
Average Per Game	274.3	237.4	
KICK RETURNS: #-YARDS	73-1304	81-1383	
FG RETURNS: #-YARDS	22-288	20-406	
INT RETURNS: #-YARDS	21-154	14-70	
KICK RETURN AVERAGE	17.9	17.1	
FG RETURN AVERAGE	13.1	20.3	
INT RETURN AVERAGE	7.3	5.0	
FUMBLES-LOST	13-9	22-10	
PENALTIES-YARDS	128-543	110-484	
Average Per Game	38.8	34.6	
TIME OF POSSESSION/GAME	29:55	30:24	
3RD-DOWN CONVERSIONS	40/88	32/101	
3rd-Down Pct	45%	32%	
4TH-DOWN CONVERSIONS	0/0	0/0	
4th-Down Pct	0%	0%	
SACKS BY-YARDS	22-135	15-93	
MISC YARDS	28	1	
TOUCHDOWNS SCORED	99	68	
FIELD GOALS-ATTEMPTS	6-28	11-50	
PAT-ATTEMPTS	74-90	51-60	
2-pt PAT-ATTEMPTS	0-0	0-1	
ATTENDANCE	104307	44994	
Games/Avg Per Game	7/14901	7/6428	

SCORE BY QTR.		1ST	2ND	3RD	4TH	OT	TOTAL
Tampa Bay Storm	118	210	172	185	13	-	698
Opponents	121	98	127	158	0	-	504

RUSHING	GP	ATT	GAIN	LOSS	NET	AVG	TD	LONG	AVG/G
McKinnon, Cedri	8	49	166	0	166	3.4	8	15	20.8
Jones, Tony	11	25							



## 1997 STORM STATS

DATE	OPPONENT	W/L	SCORE	ATTENDANCE
5/04	@ Arizona	W	42-30	14,653
5/10	Florida	W	38-19	11,222
5/17	Orlando	L	17-43	14,179
5/23	@ Nashville	W	42-26	11,875
5/30	Milwaukee	W	41-52	9,888
6/07	@ Albany	L	31-53	9,384
6/14	New Jersey	L	28-44	11,488
6/21	New York	W	27-9	11,461
6/27	@ Orlando	L	30-54	16,529
7/05	@ Texas	W	40-31	4,026
7/12	Anaheim	W	68-43	13,542
7/19	Iowa	L	38-61	11,818
7/26	Florida	W	48-22	12,460
8/02	@ San Jose	W	58-34	15,248

TEAM STATISTICS	TAM	OPP
<b>SCORING</b>	548	521
Points Per Game	39.1	37.2
<b>FIRST DOWNS</b>	230	187
Rushing	37	21
Passing	165	136
Penalty	28	30
<b>RUSHING YARDAGE</b>	381	303
Yards Gained Rushing	387	337
Yards Lost Rushing	6	34
Rushing Attempts	133	111
Average Per Rush	2.9	2.7
Average Per Game	27.2	21.6
TDs Rushing	24	13
<b>PASSING YARDAGE</b>	3133	2633
Att-Comp-Int	480-262-23	436-242-17
Average Per Pass	6.5	6.0
Average Per Catch	12.0	10.9
Average Per Game	223.8	188.1
TDs Passing	46	45
<b>TOTAL OFFENSE</b>	3514	2936
Total Plays	633	561
Average Per Play	5.6	5.2
Average Per Game	251.0	209.7
<b>KICK RETURNS: #-YARDS</b>	75-1190	67-1323
<b>FG RETURNS: #-YARDS</b>	16-202	12-215
<b>INT RETURNS: #-YARDS</b>	17-136	24-192
<b>KICK RETURN AVERAGE</b>	15.9	19.7
<b>FG RETURN AVERAGE</b>	12.6	17.9
<b>INT RETURN AVERAGE</b>	8.0	8.0
<b>FUMBLES-LOST</b>	26-12	17-11
<b>PENALTIES-YARDS</b>	118-521	126-556
Average Per Game	37.2	39.7
<b>TIME OF POSSESSION/GAME</b>	31:19	28:42
<b>3RD-DOWN CONVERSIONS</b>	42/94	30/93
3rd-Down Pct	45%	32%
<b>4TH-DOWN CONVERSIONS</b>	1/4	2/4
4th-Down Pct	25%	50%
<b>SACKS BY-YARDS</b>	14-69	20-113
<b>MISC YARDS</b>	14	0
<b>TOUCHDOWNS SCORED</b>	74	69
<b>FIELD GOALS-ATTEMPTS</b>	13-32	16-46
<b>PAT-ATTEMPTS</b>	49-63	47-56
2-pt PAT-ATTEMPTS	0-0	0-0
<b>ATTENDANCE</b>	84570	71715
Games/Avg Per Game	8/10571	6/11952

SCORE BY QTR.	1ST	2ND	3RD	4TH	OT	TOTAL
Tampa Bay Storm	123	174	116	135	-	548
Opponents	116	181	92	132	-	521

RUSHING	GP	ATT	GAIN	LOSS	NET	AVG	TD	LONG	AVG/G
Barley, Les	13	43	183	0	183	4.3	8	39	14.1
Jones, Tony	11	34	88	2	86	2.5	5	8	7.8
Bowden, Andre	5	31	81	0	81	2.6	9	16	16.2
McKinnon, Cedr	4	20	21	0	21	2.1	1	9	5.2
Adams, Ron	3	2	18	4	14	7.0	1	18	4.7
Thomas, Stevie	14	1	-1	0	-1	-1.0	0	0	-0.1
Willis, Peter	14	12	-3	0	-3	-0.2	0	3	-0.2
TEAM	14	133	387	6	381	2.9	24	39	27.2
OPPONENTS	14	111	337	34	303	2.7	13	38	21.6

FIELD GOALS	M-A	PCT	01-19	20-29	30-39	40-49	50-59	LG	BLK
Belden, Terry	3-12	25.0	0-0	2-3	1-2	0-2	0-5	31	1
Fall, Rich	10-20	50.0	1-1	3-3	4-5	2-5	0-6	47	0
TEAM	13-32	40.6	1-1	5-6	5-7	2-7	0-11	47	1
OPPONENTS	13-41	31.7	0-0	4-8	6-9	1-7	2-17	58	3

PASSING	GP	RATING	ATT-CMP-INT	PCT	YDS	TD	LNG	AVG/G
Willis, Peter T	14	81.85	413-225-19	54.5	2846	41	46	203.3
White, Dan	3	53.94	45-22-3	48.9	240	3	19	80.0
Adams, Ron	3	92.99	22-15-1	68.2	160	2	29	53.3
TEAM	14	78.76	480-262-23	54.6	3133	46	46	223.8
OPPONENTS	14	83.06	436-242-17	55.5	2633	45	44	188.1

RECEIVING	GP	NO.	YDS	AVG	TD	LONG	AVG/G
LaFrance, Geo	14	93	1131	12.2	22	40	80.8
Thomas, Stevie	14	54	733	13.6	12	45	52.4
Samuels, Lawr	14	54	678	12.6	6	46	48.4
Williams, Way	9	14	151	10.8	0	26	16.8
Walker, Wayne	4	12	185	15.4	4	41	46.2
Worthman, Ant	11	7	74	10.6	0	15	6.7
Kennedy, Larry	5	6	69	11.5	0	18	13.8
Bell, Grants	2	5	90	18.0	1	45	45.0
Sutton, Walter	3	5	53	10.6	0	19	17.7
Fleming, Flint	6	3	32	10.7	1	19	5.3
Bowden, Andre	5	2	18	9.0	0	19	3.6
Rowland, Lynn	8	2	14	7.0	0	4	1.8
Woods, Tony	6	2	8	4.0	0	7	1.3
Perkins, Tracey	14	2	8	4.0	0	6	0.6
Barley, Les	13	1	2	2.0	0	2	0.2
TEAM	14	262	3246	12.4	46	46	231.9
OPPONENTS	14	242	2720	11.2	45	44	194.3

KICK RETURNS	NO	YDS	AVG	TD	LONG
LaFrance, Geo	59	1024	17.4	1	56
Walker, Wayne	7	146	20.9	0	37
Thomas, Stevie	3	16	5.3	0	7
Worthman, Ant	3	-3	-1.0	0	0
Samuels, Lawr	1	0	0.0	0	0
Bell, Grants	1	0	0.0	0	0
Parker, Cornell	1	7	7.0	0	7
TEAM	75	1190	15.9	1	56
OPPONENTS	67	1323	19.7	5	57

FUMBLE RET	NO	YDS	AVG	TD	LONG
Bazile, Wilky	1	4	4.0	0	0
Sanders, Tracy	1	9	9.0	0	9
Samuels, Lawren	1	1	1.0	1	1
Barley, Les	1	0	0.0	1	0
TEAM	4	14	3.5	2	9
OPPONENTS	2	0	0.0	1	0

INTERCEPTIONS	NO	YDS	AVG	TD	LONG
Perkins, Tracey	12	82	6.8	1	34
Thomas, Stevie	2	48	24.0	0	42
Sanders, Tracy	1	0	0.0	0	0
Samuels, Lawr	1	6	6.0	0	6
Harris, Johnnie	1	0	0.0	0	0
TEAM	17	136	8.0	1	42
OPPONENTS	24	192	8.0	4	32

FG RETURNS	NO	YDS	AVG	TD	LONG
LaFrance, Geo	11	176	16.0	0	37
Walker, Wayne	2	24	12.0	0	15
Perkins, Tracey	1	1	1.0	0	1
Thomas, Stevie	1	1	1.0	0	1
Williams, Wayne	1	0	0.0	0	0
TEAM	16	202	12.6	0	37
OPPONENTS	12	215	17.9	1	53

SCORING	TD	FGS	KICK	RUSH	RCV	PASS	2PT	SAF	PTS
LaFrance, Geo	23	0-0	0-0	1	0-0	0	0	140	
Thomas, Stevie	12	0-0	0-0	0	0-0	0	0	72	
Fall, Rich	0	10-20	33-38	0-0	0-0	0	0	63	
Barley, Les	9	0-0	0-0	1-1	0-0	0	0	56	
Bowden, Andre	9	0-0	0-0	0-1	0-0	0	0	54	
Samuels, Lawr	7	0-0	0-0	0-0	0-0	0	0	42	
Jones, Tony	5	0-0	0-0	1-1	0-0	0	0	32	
Belden, Terry	0	3-11	16-25	0-0	0-0	0	0	25	
Walker, Wayne	4	0-0	0-0	0-0	0-0	0	0	24	
Bell, Grants	1	0-0	0-0	0-0	0-0	0	0	6	
Perkins, Tracey	1	0-0	0-0	0-0	0-0	0	0	6	
Fleming, Flint	1	0-0	0-0	0-0	0-0	0	0	6	
TEAM	0	0-1	0-0	0-1	0-0	0	0	3	6
Adams, Ron	1	0-0	0-0	0-0	0-0	0	0	6	
McKinnon, Cedr	1	0-0	0-0	0-0	0-0	0	0	6	
Wyatt, Willie	0	0-0	0-0	0-0	0-0	0	0	1	2
Bembery, Sylvus	0	0-0	0-0	0-0	0-0	0	0	1	2
Willis, Peter	0	0-0	0-0	0-0	1-6	0	0	0	0
White, Dan	0	0-0	0-0	0-0	0-1	0	0	0	0
TEAM	74	13-32	49-63	2-4	1	1-7	0	5	548
OPPONENTS	69	16-46	47-56	2-3	1	1-9	0	3	521

2-PT. CONVERSIONS: TB 3-11, OPPONENTS 3-12; Barley, Jones, LaFrance  
SACKS: TB 14.0, OPPONENTS 20.0; Bowden 4.0, Rowland 2.0, Barley 1.5,  
Bembery 1.5, Wyatt 1.5, Bazile 1.0, Sanders 1.0, Jeffcoat 0.5

## 1998 STORM STATS

DATE	OPPONENT	W/L	SCORE	ATTENDANCE
5/01	@ San Jose	W	45-23	14,028
5/09	Nashville	L	52-54	9,336
5/16	Houston	W	56-25	10,900
5/23	@ Florida	W	44-29	2,062
5/30	@ New Jersey	W	81-42	9,583
6/06	New York	W	65-33	12,945
6/12	@ Orlando	W	42-34	15,948
6/20	Albany	W	63-42	10,297
6/27	Orlando	W	56-30	14,125
7/03	@ Houston	W	62-46	3,691
7/11	Florida	W	59-18	11,005
7/17	@ Nashville	L	43-49	16,121
7/25	Iowa	W	71-44	14,007
8/01	@ Grand Rapids	W	55-44	10,021

TEAM STATISTICS	TAM	OPP
<b>SCORING</b>	794	513
Points Per Game	56.7	36.6
<b>FIRST DOWNS</b>	229	208
Rushing	30	14
Passing	160	151
Penalty	39	43
<b>RUSHING YARDAGE</b>	337	194
Yards Gained Rushing	372	216
Yards Lost Rushing	35	172
Rushing Attempts	124	85
Average Per Rush	2.7	2.3
Average Per Game	24.1	13.9
TDs Rushing	22	13
<b>PASSING YARDAGE</b>	3588	2902
Att-Comp-Int	450-271-10	497-261-20
Average Per Pass	8.0	5.8
Average Per Catch	13.2	11.1
Average Per Game	256.3	207.3
TDs Passing	51	51
<b>TOTAL OFFENSE</b>	3925	3096
Total Plays	580	611
Average Per Play	6.8	5.1
Average Per Game	280.4	221.1
<b>KICK RETURNS: #-YARDS</b>	59-957	95-1697
<b>FG RETURNS: #-YARDS</b>	25-456	11-152
<b>INT RETURNS: #-YARDS</b>	20-257	10-58
<b>KICK RETURN AVERAGE</b>	16.2	17.9
<b>FG RETURN AVERAGE</b>	18.2	13.8
<b>INT RETURN AVERAGE</b>	12.9	5.8
<b>FUMBLES-LOST</b>	16-13	32-17
<b>PENALTIES-YARDS</b>	125-540	129-575
Average Per Game	38.6	41.1
<b>TIME OF POSSESSION/GAME</b>	32:29	32:25
<b>3RD-DOWN CONVERSIONS</b>	40/83	38/100
3rd-Down Pct	48%	38%
<b>4TH-DOWN CONVERSIONS</b>	8/11	7/13
4th-Down Pct	73%	54%
<b>SACKS BY-YARDS</b>	29-183	6-29
<b>MISC YARDS</b>	42	-10
<b>TOUCHDOWNS SCORED</b>	109	68
<b>FIELD GOALS-ATTEMPTS</b>	13-32	16-50
<b>PAT-ATTEMPTS</b>	89-99	49-60
2-pt PAT-ATTEMPTS	0-0	0-0
<b>ATTENDANCE</b>	82615	67763
Games/Avg Per Game	7/11802	7/9680

SCORE BY QTR.	1ST	2ND	3RD	4TH	OT	TOTAL
Tampa Bay Storm	146	226	177	245	-	794
Opponents	121	138	106	148	-	513

RUSHING	GP	ATT	GAIN	LOSS	NET	AVG	TD	LONG	AVG/G
Barley, Les	14	61	240						



## 1999 STORM STATS

DATE	OPPONENT	W/L	SCORE	ATTENDANCE
4/24	Albany	L	42-49	10,436
4/30	@ Milwaukee	L	49-42	13,006
5/15	Florida	W	43-12	9,673
5/28	Nashville	W	41-34	8,689
5/28	@ Nashville	W	43-32	12,080
6/05	@ Grand Rapids	L	44-46	8,679
6/12	@ Orlando	W	63-37	15,101
6/19	Arizona	L	41-60	10,636
6/25	@ Florida	W	57-35	5,682
7/02	@ Buffalo	W	59-14	9,442
7/11	Orlando	W	47-28	11,777
7/17	New Jersey	W	55-31	11,247
7/24	@ San Jose	W	52-48	14,128
8/02	New England	W	54-20	12,410

TEAM STATISTICS	TAM	OPP
SCORING	690	488
Points Per Game	49.3	34.9
FIRST DOWNS	236	209
Rushing	20	19
Passing	166	146
Penalty	50	44
RUSHING YARDAGE	255	304
Yards Gained Rushing	293	369
Yards Lost Rushing	38	65
Rushing Attempts	8	123
Average Per Rush	2.1	2.6
Average Per Game	18.2	21.7
TDs Rushing	19	12
PASSING YARDAGE	3412	2917
Att-Comp-Int	448-256-10	490-244-13
Average Per Pass	7.6	6.0
Average Per Catch	13.3	12.0
Average Per Game	243.7	208.4
TDs Passing	47	38
TOTAL OFFENSE	3667	4321
Total Plays	576	627
Average Per Play	6.4	5.1
Average Per Game	261.9	230.1
KICK RETURNS: #-YARDS	59-841	90-1688
FG RETURNS: #-YARDS	17-303	8-142
INT RETURNS: #-YARDS	13-72	10-36
KICK RETURN AVERAGE	14.3	18.8
FG RETURN AVERAGE	17.8	17.8
INT RETURN AVERAGE	5.5	3.6
FUMBLES-LOST	13-7	31-21
PENALTIES-YARDS	111-547	151-763
Average Per Game	39.1	54.5
TIME OF POSSESSION/GAME	28:05	31:53
3RD-DOWN CONVERSIONS	41/86	42/106
3rd-Down Pct	48%	40%
4TH-DOWN CONVERSIONS	6/11	7/23
4th-Down Pct	55%	30%
SACKS BY-YARDS	18-115	5-25
MISC YARDS	86	25
TOUCHDOWNS SCORED	93	63
FIELD GOALS-ATTEMPTS	15-31	17-40
PAT-ATTEMPTS	79-87	45-52
2-pt PAT-ATTEMPTS	0-0	0-0
ATTENDANCE	74868	78118
Games/Avg Per Game	7/10695	7/11600

SCORE BY QTR.	1ST	2ND	3RD	4TH	OT	TOTAL
Tampa Bay Storm	135	239	143	173	-	690
Opponents	94	165	97	132	-	488

RUSHING	GP	ATT	GAIN	LOSS	NET	AVG	TD	LONG	AVG/G
Barley, Les	14	63	151	9	142	2.3	11	15	10.1
Bowden, Andre	13	51	132	11	121	2.4	7	11	9.3
Adams, Ron	6	4	8	0	8	2.0	1	3	1.3
Willis, Peter T	14	5	2	18	-16	-3.2	0	2	-1.1
TEAM	14	123	293	38	255	2.1	19	15	18.2
OPPONENTS	14	119	369	65	304	2.6	12	28	21.7

FIELD GOALS	M-A	PCT	01-19	20-29	30-39	40-49	50-99	LG	BLK
Huerkamp, Matt	15-31	48.4	1-1	9-11	2-5	2-5	1-9	53	1
TEAM	15-31	48.4	1-1	9-11	2-5	2-5	1-9	53	1
OPPONENTS	18-40	45.0	1-1	7-10	7-9	2-6	1-14	53	1

PASSING	GP	RATING	ATT-CMP-INT	PCT	YDS	TD	LNG	AVG/G
Willis, Peter T	14	112.92	417-238-8	57.1	3233	65	45	230.9
Adams, Ron	6	67.14	31-18-2	58.1	204	2	24	34.0
TEAM	5	39.58	0-0-0	0.0	-25	0	0	-5.0
TEAM	14	109.52	448-256-10	57.1	3412	67	45	243.7
OPPONENTS	14	81.31	490-244-13	49.8	2917	47	47	208.4

RECEIVING	GP	NO.	YDS	AVG	TD	LONG	AVG/G
Wilson, Charles	13	58	758	13.1	22	39	58.3
Thomas, Stevie	12	41	599	14.6	9	43	49.9
LaFrance, Georg	13	41	581	14.2	14	37	44.7
Cunningham, Mel	14	40	578	14.4	7	45	41.3
Samuels, Lawren	11	40	497	12.4	5	35	45.2
Dulick, Jason	8	23	294	12.8	8	36	36.8
Barley, Les	14	5	52	10.4	0	19	3.7
Bowden, Andre	10	2	22	11.0	1	20	2.2
Agee, Mel	1	2	16	8.0	0	9	16.0
Mays, Alvoid	2	1	23	23.0	1	23	11.5
Conner, Darion	2	1	23	23.0	1	23	11.5
TEAM	14	256	3437	13.4	67	45	245.5
OPPONENTS	14	244	3042	12.5	47	47	217.3

KICK RETURNS	NO	YDS	AVG	TD	LONG
LaFrance, Georg	26	411	15.8	0	28
Cunningham, Mel	21	334	15.9	1	55
Wilson, Charles	7	68	9.7	0	17
Perkins, Tracey	3	8	2.7	0	7
Walker, Wayne	1	19	19.0	0	19
Samuels, Lawren	1	0	0.0	0	0
Agee, Mel	0	1	0.0	0	1
TEAM	59	841	14.3	1	55
OPPONENTS	90	1688	18.8	2	57

FUMBLE RET	NO	YDS	AVG	TD	LONG
Dulick, Jason	1	6	6.0	0	6
Thomas, Stevie	1	19	19.0	1	19
Goff, Pig	1	5	5.0	1	5
Samuels, Lawren	1	42	42.0	1	42
Bowden, Andre	1	14	14.0	0	14
TEAM	5	86	17.2	3	42
OPPONENTS	1	25	25.0	2	25

INTERCEPTIONS	NO	YDS	AVG	TD	LONG
Henry, Tommy	4	3	0.8	0	3
Thomas, Stevie	3	57	19.0	2	37
Perkins, Tracey	2	4	2.0	0	4
Samuels, Lawren	1	13	13.0	0	13
Mays, Alvoid	1	-6	-6.0	0	0
Cunningham, Mel	1	-3	-3.0	0	0
Dowden, Corey	1	4	4.0	0	4
TEAM	13	72	5.5	2	37
OPPONENTS	10	36	3.6	0	17

FG RETURNS	NO	YDS	AVG	TD	LONG
LaFrance, Georg	7	81	11.6	0	27
Cunningham, Mel	7	177	25.3	1	55
Walker, Wayne	1	26	26.0	0	26
Thomas, Stevie	1	19	19.0	0	19
Wilson, Charles	1	0	0.0	0	0
TEAM	17	303	17.8	1	55
OPPONENTS	8	142	17.8	0	26

SCORING	TD	FGS	KICK	RUSH	RCV	PASS	2PT	SAF	PTS
Wilson, Charles	22	0-0	0-0	0-0	0-0	0-0	0-0	0	132
Huerkamp, Matt	0	15-31	79-87	0-0	0-0	0-0	0-0	0	124
LaFrance, Geor	14	0-0	0-0	0-0	0-0	0-0	0-0	0	84
Thomas, Stevie	12	0-0	0-0	0-0	0-0	0-0	0-0	0	72
Barley, Les	11	0-0	0-0	0-2	0-0	0-0	0-0	1	68
Cunningham, M.	9	0-0	0-0	0-0	2-0	0-0	0-0	0	58
Dulick, Jason	8	0-0	0-0	0-0	0-0	0-0	0-0	0	48
Bowden, Andre	7	0-0	0-0	0-0	0-0	0-0	0-0	1	44
Samuels, Lawr	6	0-0	0-0	0-0	0-0	0-0	0-0	0	36
Agee, Mel	1	0-0	0-0	0-0	0-0	0-0	0-0	0	6
Conner, Darion	1	0-0	0-0	0-0	0-0	0-0	0-0	0	6
Goff, Pig	1	0-0	0-0	0-0	0-0	0-0	0-0	0	6
Adams, Ron	1	0-0	0-0	0-0	0-0	0-0	0-0	0	6
Willis, Peter T	0	0-0	0-0	0-0	0-0	2-3	0-0	0	0
TEAM	93	15-31	79-87	0-2	2-4	0-0	2-4	2	690
OPPONENTS	63	17-40	45-52	2-2	2-9	0-0	3-3	4	488

2-PT. CONVERSIONS: TB 2-6, Opponents 4-11; Cunningham 2  
 SACKS: TB 18.0, Opponents 5.0; Bowden 5.5, Wren 3.5, Bembery 3.0,  
 Conner 2.0, Goff 2.0, Barley 1.0, Houghton 1.0

## 2000 STORM STATS

DATE	OPPONENT	W/L	SCORE	ATTENDANCE
4/15	New England	L	26-41	11,224
4/22	@ Florida	L	30-31	3,010
4/29	@ Albany	L	34-67	9,644
5/04	Carolina	W	50-29	10,546
5/12	@ Orlando	L	43-44	13,342
5/18	New Jersey	L	40-46	8,741
5/25	@ Iowa	L	34-52	9,133
6/03	Florida	W	77-26	12,417
6/17	Nashville	W	40-30	12,546
6/24	@ Grand Rapids	W	74-54	9,177
7/01	Orlando	W	50-36	14,047
7/08	Milwaukee	L	52-62	13,862
7/14	@ Nashville	W	35-31	13,612
7/21	@ Carolina	W	72-69	13,762

TEAM STATISTICS	TAM	OPP
SCORING	657	598
Points Per Game	46.9	42.7
FIRST DOWNS	237	201
Rushing	13	14
Passing	165	157
Penalty	49	30
RUSHING YARDAGE	281	297
Yards Gained Rushing	311	272
Yards Lost Rushing	30	15
Rushing Attempts	122	91
Average Per Rush	2.3	3.0
Average Per Game	20.1	19.8
TDs Rushing	25	14
PASSING YARDAGE	3322	3148
Att-Comp-Int	491-282-19	489-285-11
Average Per Pass	6.8	6.4
Average Per Catch	11.8	11.0
Average Per Game	237.3	224.9
TDs Passing	57	57
TOTAL OFFENSE	3603	3425
Total Plays	643	599
Average Per Play	5.6	5.7
Average Per Game	257.4	244.6
KICK RETURNS: #-YARDS	88-1542	75-1251
FG RETURNS: #-YARDS	18-286	13-260
INT RETURNS: #-YARDS	11-147	19-197
KICK RETURN AVERAGE	17.5	16.7
FG RETURN AVERAGE	15.9	20.0
INT RETURN AVERAGE	13.4	10.4
FUMBLES-LOST	13-4	17-14
PENALTIES-YARDS	99-518	130-625
Average Per Game	37.0	44.6
TIME OF POSSESSION/GAME	30:24	29:36
3RD-DOWN CONVERSIONS	50/108	42/102
3rd-Down Pct	46%	41%
4TH-DOWN CONVERSIONS	5/12	7/15
4th-Down Pct	42%	47%
SACKS BY-YARDS	19-108	30-173
MISC YARDS	-1	5
TOUCHDOWNS SCORED	88	80
FIELD GOALS-ATTEMPTS	17-43	15-46
PAT-ATTEMPTS	68-80	63-72
2-pt PAT-ATTEMPTS	0-0	0-0
ATTENDANCE	83383	71680
Games/Avg Per Game	7/11912	7/10240

SCORE BY QTR.	1ST	2ND	3RD	4TH	OT	TOTAL
Tampa Bay Storm	186	173	130	168	-	657
Opponents	109	205	115	169	-	598

RUSHING	GP	ATT	GAIN	LOSS	NET	AVG	TD	LONG	AVG/G
Bowden, Andre	14	59	167	11	156	2.6	14	18	11.1
Wren, Nyle	9	23	53	3	50	2.2	3	9	5.6
McKinnon, Cedr	7	17	55	7	48	2.8	3	9	6.9
Kaleo, John	12	21	35	8	27	1.3	5	7	2.2
Conner, Darion	9	1	0	1	-1.0	0	1	0.1	0
Abrew, Alli	1	1	0	1	-1.0	0	0	-1.0	0
TEAM	14	122	311	30	281	2.3	25	18	20.1
OPPONENTS	14	91	292	15	277	3.0	14	17	19.8

FIELD GOALS	M-A	PCT	01-19	20-29	30-39	40-49	50-99	LG	BLK
Huerkamp, Matt	8-20	40.0	1-1	4-6	2-4	0-2	1-7	53	2
Feely, Jay	1-6	16.7	0-0	0					



### 2001 STORM STATS

DATE	OPPONENT	W/L	SCORE	ATTENDANCE
4/14	Florida	W	63-41	10,123
4/21	Nashville	W	45-40	10,530
5/04	@ Milwaukee	W	66-47	10,472
5/12	Toronto	W	70-33	12,654
5/18	@ Detroit	W	41-14	9,811
5/27	@ Grand Rapids	W	66-41	10,022
6/01	Carolina	W	58-51 OT	13,942
6/10	@ Orlando	L	45-57	13,691
6/15	Arizona	L	49-55 OT	14,228
6/25	@ Florida	W	67-55	2,065
7/01	Orlando	L	38-46	17,634
7/07	vs. Houston	W	70-47	12,681
7/13	@ Nashville	L	38-45	13,441
7/21	New Jersey	W	44-41	19,867

TEAM STATISTICS	TAM	OPP
<b>SCORING</b>	760	613
Points Per Game	54.3	43.8
<b>FIRST DOWNS</b>	242	210
Rushing	10	18
Passing	179	164
Penalty	53	28
<b>RUSHING YARDAGE</b>	212	220
Yards Gained Rushing	233	303
Yards Lost Rushing	21	83
Rushing Attempts	115	96
Average Per Rush	1.8	2.3
Average Per Game	15.1	15.7
TDs Rushing	23	16
<b>PASSING YARDAGE</b>	305-394	3464
Att-Comp-Int	505-297-14	488-292-9
Average Per Pass	7.1	7.7
Average Per Catch	12.1	11.9
Average Per Game	257.4	247.4
TDs Passing	73	61
<b>TOTAL OFFENSE</b>	3816	3684
Total Plays	630	601
Average Per Play	6.1	6.1
Average Per Game	272.6	263.1
<b>KICK RETURNS: #-YARDS</b>	80-1675	85-1584
<b>FG RETURNS: #-YARDS</b>	9-172	4-82
<b>INT RETURNS: #-YARDS</b>	9-98	14-139
<b>KICK RETURN AVERAGE</b>	20.9	18.6
<b>FG RETURN AVERAGE</b>	19.1	20.5
<b>INT RETURN AVERAGE</b>	10.9	9.9
<b>FUMBLES-LOST</b>	15-8	24-16
<b>PENALTIES-YARDS</b>	102-642	122-759
Average Per Game	45.9	54.2
<b>TIME OF POSSESSION/GAME</b>	30:20	30:22
<b>3RD-DOWN CONVERSIONS</b>	49/93	47/95
3rd-Down Pct	53%	49%
<b>4TH-DOWN CONVERSIONS</b>	12/16	5/14
4th-Down Pct	75%	36%
<b>SACKS BY-YARDS</b>	17-109	10-66
<b>MISC YARDS</b>	83	81
<b>TOUCHDOWNS SCORED</b>	103	81
<b>FIELD GOALS-ATTEMPTS</b>	13-22	19-37
<b>PAT-ATTEMPTS</b>	91-94	66-73
2-pt PAT-ATTEMPTS	0-0	0-0
<b>ATTENDANCE</b>	111659	59502
Games/Avg Per Game	8/13957	6/9917

SCORE BY QTR.	1ST	2ND	3RD	4TH	OT	TOTAL
Tampa Bay Storm	151	213	156	233	7	760
Opponents	150	192	123	142	6	613

RUSHING	GP	ATT	GAIN	LOSS	NET	AVG	TD	LONG	AVG/G
Bowden, Andre	12	40	94	3	91	2.3	10	9	7.6
Wiren, Nyle	14	29	48	6	42	1.4	3	5	3.0
Bowden, James	11	10	28	1	27	2.7	3	8	2.5
Kaleo, John	12	22	34	10	24	1.1	6	8	2.0
McDonald, Dev	5	9	20	0	20	2.2	0	7	4.0
Stafford, Shane	8	5	9	1	8	1.6	1	5	1.0
TEAM	14	115	233	21	212	1.8	23	9	15.1
OPPONENTS	14	96	303	83	220	2.3	16	39	15.7

FIELD GOALS	M-A	PCT	01-19	20-29	30-39	40-49	50-59	LG	BLK
Black, Mike	13-22	59.1	3-3	2-3	5-9	2-4	1-3	50	2
TEAM	13-22	59.1	3-3	2-3	5-9	2-4	1-3	50	2
OPPONENTS	19-36	52.7	2-2	9-12	4-8	3-5	1-9	56	0

PASSING	GP	RATING	ATT-CMP-INT	PCT	YDS	TD	LNG	AVG/G
Kaleo, John	12	103.64	407-234-12	57.5	2900	59	45	241.7
Stafford, Shan	8	115.60	98-63-2	64.3	770	14	29	96.2
TEAM	14	105.42	505-297-14	58.8	3604	73	45	257.4
OPPONENTS	14	105.09	488-292-9	59.8	3464	61	45	247.4

RECEIVING	GP	NO.	YDS	AVG	TD	LONG	AVG/G
Bowden, James	11	90	1205	13.4	26	45	109.5
Edwards, Bernard	14	53	643	12.1	15	40	45.9
Twynner, Gunnard	7	39	560	14.4	15	34	80.0
Hart, Clinton	14	24	242	10.1	1	17	17.3
Wilson, Sir Mawn	12	22	287	13.0	3	38	23.9
Middleton, Harvey	8	22	231	10.5	7	30	28.9
Spann, Gregory	4	14	205	14.6	0	25	51.2
Hixon, Pierre	9	10	111	11.1	1	19	12.3
Wiren, Nyle	14	7	52	7.4	0	14	3.7
Oats, Jami	3	5	51	10.2	0	20	17.0
Bowden, Andre	12	4	32	8.0	0	11	2.7
Agee, Mel	14	3	7	2.3	3	4	0.5
Williams, Kevin	2	2	24	12.0	0	19	12.0
Epps, Torry	13	2	20	10.0	2	10	1.5
TEAM	14	297	3670	12.4	73	45	262.1
OPPONENTS	14	292	3572	12.2	61	45	255.1

KICK RETURNS	NO	YDS	AVG	TD	LONG
Bowden, James	56	1276	22.8	1	52
Twynner, Gunnard	11	178	16.2	0	37
Hart, Clinton	6	105	17.5	2	45
Middleton, Harvey	3	59	19.7	0	25
Wilson, Sir Mawn	3	55	18.3	0	27
Spann, Gregory	1	2	2.0	0	2
TEAM	80	1675	20.9	3	52
OPPONENTS	85	1584	18.6	3	58

FUMBLE RET	NO	YDS	AVG	TD	LONG
Wilson, Sir Mawn	3	68	22.7	2	26
Agee, Mel	1	2	2.0	1	2
Coleman, Jamie	1	13	13.0	0	13
Wiren, Nyle	1	4	4.0	0	4
Conner, Darion	0	0	0.0	1	0
TEAM	6	87	14.5	4	26
OPPONENTS	3	61	20.3	1	30

INTERCEPTIONS	NO	YDS	AVG	TD	LONG
Hart, Clinton	3	61	20.3	0	49
Henry, Tommy	2	0	0.0	0	0
Wiren, Nyle	1	7	7.0	0	7
Middleton, Harvey	1	1	1.0	0	1
Edwards, Bernard	1	16	16.0	0	16
Oats, Jami	1	13	13.0	0	13
TEAM	9	98	10.9	0	49
OPPONENTS	14	139	9.9	0	19

FG RETURNS	NO	YDS	AVG	TD	LONG
Twynner, Gunnard	4	113	28.2	0	51
Bowden, James	4	42	10.5	0	19
Middleton, Harvey	1	14	14.0	0	14
Conner, Darion	0	3	0.0	0	0
TEAM	9	172	19.1	0	51
OPPONENTS	4	82	20.5	0	26

SCORING	TD	FGS	KICK	RUSH	RCV	PASS	2PT	SAF	PTS
Bowden, James	30	0-0	0-0	1-1	1	0-0	0	0	184
Black, Mike	0	13-22	91-94	0-0	0	0-1	0	0	130
Twynner, Gunn	15	0-0	0-0	0-0	1	0-0	0	0	92
Edwards, Bern	15	0-0	0-0	0-0	0	0-0	0	0	90
Bowden, Andre	10	0-0	0-0	0-0	0	0-0	0	0	60
Middleton, Harv	7	0-0	0-0	0-0	0	0-0	0	0	42
Kaleo, John	6	0-0	0-0	0-0	3-5	0	0	0	36
Wilson, Sir Maw	5	0-0	0-0	0-0	0-0	0-0	0	0	30
Agee, Mel	4	0-0	0-0	0-0	0-0	0-0	0	0	24
Wiren, Nyle	3	0-0	0-0	0-1	0	0-0	0	0	18
Hart, Clinton	3	0-0	0-0	0-0	0	0-0	0	0	18
Epps, Torry	2	0-0	0-0	0-0	0	0-0	0	0	12
Stafford, Shane	1	0-0	0-0	0-0	0	1-1	0	0	6
Conner, Darion	1	0-0	0-0	0-0	0	0-0	0	0	6
Hixon, Pierre	1	0-0	0-0	0-0	0	0-0	0	0	6
Spann, Gregory	0	0-0	0-0	2	0-0	0	0	0	4
Williams, Rod	0	0-0	0-0	0-0	0	0-0	1	2	0
TEAM	103	13-22	91-94	1-2	4	4-7	0	1	760
OPPONENTS	81	19-37	66-73	2-4	0	0-3	0	0	613

2-PT. CONVERSIONS: TB 5-9; Opponent 2-7; J. Bowden 2, Spann 2, Twynner  
 SACKS: TB 17.0, Opponents 10.0; R. Williams 6.0, Conner 2.5, Wiren 2.5, Epps 2.0, Goff 1.5,  
 McDonald 1.0, Miller 1.0, Wyatt 0.5

### 2002 STORM STATS

DATE	OPPONENT	W/L	SCORE	ATTENDANCE
4/20	Toronto	L	37-51	12,373
4/27	San Jose	L	54-61	11,344
5/04	@ Carolina	L	36-46	9,314
5/10	Chicago	W	66-53	9,387
5/17	@ Los Angeles	L	24-38	11,961
5/25	Carolina	L	45-49	14,856
5/31	@ Indiana	W	53-52	10,023
6/09	@ Orlando	W	48-45	12,855
6/15	New Jersey	L	33-55	15,394
6/22	@ Dallas	L	56-62 OT	13,050
6/29	@ Georgia	W	50-40	8,432
7/07	Orlando	L	48-55	11,784
7/13	@ Detroit	W	49-47	7,284
7/20	Georgia	W	67-61 OT	12,097

TEAM STATISTICS	TAM	OPP
<b>SCORING</b>	666	715
Points Per Game	47.6	51.1
<b>FIRST DOWNS</b>	287	251
Rushing	4	11
Passing	206	182
Penalty	46	41
<b>RUSHING YARDAGE</b>	228	188
Yards Gained Rushing	282	213
Yards Lost Rushing	54	25
Rushing Attempts	125	25
Average Per Rush	1.8	1.9
Average Per Game	16.3	13.4
TDs Rushing	21	16
<b>PASSING YARDAGE</b>	3576	3567
Att-Comp-Int	536-326-12	448-288-6
Average Per Pass	6.7	8.0
Average Per Catch	11.0	12.4
Average Per Game	255.4	254.8
TDs Passing	64	70
<b>TOTAL OFFENSE</b>	3804	3755
Total Plays	681	554
Average Per Play	5.6	6.8
Average Per Game	271.7	268.2
<b>KICK RETURNS: #-YARDS</b>	95-1868	69-1204
<b>FG RETURNS: #-YARDS</b>	9-112	7-92
<b>INT RETURNS: #-YARDS</b>	6-40	12-210
<b>KICK RETURN AVERAGE</b>	19.7	17.4
<b>FG RETURN AVERAGE</b>	12.4	13.1
<b>INT RETURN AVERAGE</b>	6.7	17.5
<b>FUMBLES-LOST</b>	28-18	18-13
<b>PENALTIES-YARDS</b>	110-694	118-749
Average Per Game	49.6	53.5
<b>TIME OF POSSESSION/GAME</b>	33:08	28:10
<b>3RD-DOWN CONVERSIONS</b>	53/105	33/78
3rd-Down Pct	50%	42%
<b>4TH-DOWN CONVERSIONS</b>	11/25	8/12
4th-Down Pct	44%	67%
<b>SACKS BY-YARDS</b>	8-47	20-103
<b>MISC YARDS</b>	44	85
<b>TOUCHDOWNS SCORED</b>	90	99
<b>FIELD GOALS-ATTEMPTS</b>	15-28	14-35
<b>PAT-ATTEMPTS</b>	63-73	67-83
2-pt PAT-ATTEMPTS	0-0	0-0
<b>ATTENDANCE</b>	87235	72919
Games/Avg Per Game	7/12462	7/10147

SCORE BY QTR.	1ST	2ND	3RD	4TH	OT	TOTAL
Tampa Bay Storm	108	232	103	217	6	666
Opponents	154	190	155	210	6	715

RUSHING	GP	ATT	GAIN	LOSS	NET	AVG	TD	LONG	AVG/G
Proctor, Basil	12	33	95	2	93	2.8	8	28	7.8
White, David	3	13	50	0	50	3.8	3	18	16.7
Lane, Deryl	6	14	32	7	25	1.8	4	18	4.2
McDonald, Dev	6	11	26	5	21	1.9	0	10	3.5
Stafford, Shane	12	19	29	11	18	0.9	2	8	1.5
Wiren, Nyle</									

# STORM HISTORY

## 2003 STORM STATS

DATE	OPPONENT	W/L	SCORE	ATTENDANCE
1/31	Carolina	L	60-20	8,354
2/10	@ Orlando	L	51-54	13,521
2/17	@ Las Vegas	L	55-61 OT	12,521
3/02	Grand Rapids	W	58-56	8,031
3/02	Detroit	W	62-60	15,434
3/08	Buffalo	W	52-27	15,848
3/16	Orlando	W	52-32	15,054
3/23	@ Indiana	W	41-20	9,457
3/28	Arizona	W	68-39	12,209
4/06	Georgia	W	58-39	12,374
4/11	@ Carolina	W	45-38 OT	6,121
4/20	Colorado	L	45-49	9,404
4/27	@ New York	W	59-45	9,767
5/04	@ Dallas	W	67-64	10,368
5/11	San Jose	L	34-47	11,024
5/18	@ Georgia	W	42-38	8,066

TEAM STATISTICS	TAM	OPP
<b>SCORING</b>	849	689
Points Per Game	53.1	43.1
<b>FIRST DOWNS</b>	305	304
Rushing	44	27
Passing	221	217
Penalty	40	60
<b>RUSHING YARDAGE</b>	279	158
Yards Gained Rushing	310	194
Yards Lost Rushing	31	36
Rushing Attempts	136	104
Average Per Rush	2.1	1.5
Average Per Game	17.4	9.9
TDs Rushing	31	18
<b>PASSING YARDAGE</b>	4185	3850
Att-Comp-Int	522-321-14	572-337-22
Average Per Pass	8.0	6.7
Average Per Catch	13.0	11.4
Average Per Game	261.6	240.6
TDs Passing	76	69
<b>TOTAL OFFENSE</b>	4464	4008
Total Plays	668	705
Average Per Play	6.7	5.7
Average Per Game	279.0	250.5
<b>KICK RETURNS: #-YARDS</b>	93-1666	108-2162
<b>FG RETURNS: #-YARDS</b>	15-218	8-117
<b>INT RETURNS: #-YARDS</b>	22-241	14-176
<b>KICK RETURN AVERAGE</b>	17.9	20.0
<b>FG RETURN AVERAGE</b>	14.5	14.6
<b>INT RETURN AVERAGE</b>	11.0	12.6
<b>FUMBLES-LOST</b>	16-10	23-15
<b>PENALTIES-YARDS</b>	115-712	104-651
Average Per Game	44.5	40.7
<b>TIME OF POSSESSION/GAME</b>	29:18	31:24
<b>3RD-DOWN CONVERSIONS</b>	40/93	33/93
3rd-Down Pct	43%	35%
<b>4TH-DOWN CONVERSIONS</b>	12/24	7/28
4th-Down Pct	50%	25%
<b>SACKS BY-YARDS</b>	29-140	10-61
<b>MISC YARDS</b>	60	9
<b>TOUCHDOWNS SCORED</b>	119	96
<b>FIELD GOALS-ATTEMPTS</b>	12-25	10-31
<b>PAT-ATTEMPTS</b>	75-101	73-83
2-PAT-ATTEMPTS	0-0	0-0
<b>ATTENDANCE</b>	99701	77852
Games/Avg Per Game	8/12463	8/9732

SCORE BY QTR.	1ST	2ND	3RD	4TH	OT	TOTAL
Tampa Bay Storm	194	252	203	193	7	849
Opponents	134	178	147	224	6	689

RUSHING	GP	ATT	GAIN	LOSS	NET	AVG	TD	LONG	AVG/G
White, David	13	50	111	4	107	2.1	11	12	8.2
Proctor, Basil	14	44	96	6	90	2.0	7	14	6.4
Bowden, Andre	5	18	43	1	42	2.3	8	8	8.4
Solomon, Fred	16	12	29	6	23	1.9	4	7	1.4
Crespina, Keita	16	1	14	0	14	14.0	0	14	0.9
Conner, Darion	5	3	6	3	3	1.0	0	2	0.6
Kaleo, John	16	6	9	7	2	0.3	1	3	0.1
Wiren, Nyle	10	1	2	0	2	2.0	0	2	0.2
O'Hara, Pat	10	1	0	4	-4	-4.0	0	0	-0.4
TEAM	16	136	310	31	279	2.1	31	14	17.4
OPPONENTS	16	104	194	36	158	1.5	18	15	9.9

FIELD GOALS	M-A	PCT	01-19	20-29	30-39	40-49	50-99	LG	BLK
Elezovic, Pete	1-4	25.0	0-0	0-1	0-0	1-1	0-2	43	0
Howfield, Ian	7-11	63.6	2-2	3-4	1-1	0-2	1-2	50	0
Black, Mike	2-3	66.7	0-0	2-2	0-0	0-0	0-1	28	0
Cool, David	2-4	50.0	0-0	2-3	0-0	0-0	0-1	25	1
Kratz, Steve	0-2	0.0	0-0	0-0	0-1	0-0	0-1	0	0
Stucker, Kenny	0-1	0.0	0-0	0-0	0-1	0-0	0-0	0	0
TEAM	12-25	48.0	2-2	7-10	1-3	1-2	1-7	50	1
OPPONENTS	10-31	32.3	1-1	4-9	1-2	3-11	1-8	51	2

PASSING	GP	RATING	ATT-CMP-INT	PCT	YDS	TD	LNG	AVG/G
Kaleo, John	16	114.52	508-316-13	62.2	4188	75	44	261.8
O'Hara, Pat	10	33.93	14-5-1	35.7	47	1	15	4.7
TEAM	16	111.96	522-321-14	61.5	4185	76	44	261.6
OPPONENTS	16	93.36	572-337-22	58.9	3850	69	48	240.6

RECEIVING	GP	NO.	YDS	AVG	TD	LONG	AVG/G
Solomon, Freddie	16	106	1553	14.7	28	43	97.1
Samuels, Lawren	16	77	1037	13.5	18	44	64.8
Dell, Cliff	16	38	531	14.0	9	42	33.2
Saunders, David	11	38	440	11.6	11	37	40.0
Crespina, Keita	16	14	148	10.6	1	23	9.2
Compton, Gary	5	14	134	9.6	3	15	26.8
Ashley, Alvin	10	12	124	10.3	2	31	12.4
Toliver, Antoin	4	8	126	15.8	2	36	31.5
White, David	13	5	46	9.2	0	20	3.5
Proctor, Basil	14	2	34	17.0	0	18	2.4
Certain, Ernest	15	2	28	14.0	0	17	1.9
Cohen, B.J.	16	2	18	9.0	1	9	1.1
Bowden, Andre	5	2	4	2.0	0	3	0.8
Wilson, Troy	10	1	12	12.0	1	12	1.2
TEAM	16	321	4235	13.2	76	44	264.7
OPPONENTS	16	337	3984	11.8	69	48	249.0

KICK RETURNS	NO	YDS	AVG	TD	LONG
Solomon, Freddie	56	1037	18.5	2	55
Ashley, Alvin	13	257	19.8	0	41
Toliver, Antoin	11	264	24.0	0	53
Dell, Cliff	5	65	13.0	0	20
Crespina, Keita	4	24	6.0	0	7
Samuels, Lawren	4	19	4.8	1	7
TEAM	93	1666	17.9	3	55
OPPONENTS	108	2162	20.0	2	57

FUMBLE RET	NO	YDS	AVG	TD	LONG
Samuels, Lawren	3	15	5.0	1	15
White, David	2	0	0.0	0	0
Smith, Omarr	2	0	0.0	0	0
Crespina, Keita	1	45	45.0	1	45
Wiren, Nyle	1	0	0.0	0	0
Certain, Ernest	1	0	0.0	0	0
Saunders, David	1	0	0.0	0	0
Compton, Gary	0	0	0.0	1	0
TEAM	12	60	5.0	3	45
OPPONENTS	7	9	1.3	1	9

INTERCEPTIONS	NO	YDS	AVG	TD	LONG
Smith, Omarr	8	76	9.5	1	38
Sawyer, Corey	6	76	12.7	1	39
Samuels, Lawren	4	29	7.2	1	19
Cohen, B.J.	2	28	14.0	2	15
Crespina, Keita	1	20	20.0	1	20
Tarver, Hurlley	1	12	12.0	0	12
TEAM	22	241	11.0	6	39
OPPONENTS	14	176	12.6	5	37

FG RETURNS	NO	YDS	AVG	TD	LONG
Solomon, Freddie	13	192	14.8	0	24
Ashley, Alvin	1	10	10.0	0	10
Toliver, Antoin	1	16	16.0	0	16
TEAM	15	218	14.5	0	24
OPPONENTS	8	117	14.6	0	39

SCORING	TD	FGS	KICK	RUSH	RCV	PASS	ZPT	SAF	PTS
Solomon, Fred	34	0-0	0-0	0-0	0-0	0-0	0	0	204
Samuels, Lawr	21	0-0	0-0	0-0	0-0	0-0	0	0	128
White, David	11	0-0	0-0	1-1	0-0	0-0	0	0	68
Saunders, Dav	11	0-0	0-0	0-0	0-0	0-0	0	0	66
Howfield, Ian	0	7-11	38-50	0-0	0-0	0-0	0	0	59
Dell, Cliff	9	0-0	0-0	0-0	1-0	0-0	0	0	56
Bowden, Andre	8	0-0	0-0	0-1	0-0	0-0	0	0	48
Proctor, Basil	7	0-0	0-0	0-0	0-0	0-0	0	0	42
Compton, Gary	4	0-0	0-0	0-0	0-0	0-0	0	0	24
Crespina, Keita	3	0-0	0-0	0-0	3-0	0-0	0	0	24
Cohen, B.J.	3	0-0	0-0	0-0	0-0	0-0	0	0	18
Black, Mike	0	2-3	10-11	0-0	0-0	0-0	0	0	16
Cool, David	0	2-4	10-15	0-0	0-0	0-0	0	0	16
Toliver, Antoin	2	0-0	0-0	0-0	2-0	0-1	0	0	16
Ashley, Alvin	2	0-0	0-0	0-0	1-0	0-0	0	0	14
Elezovic, Pete	0	1-4	11-18	0-0	0-0	0-0	0	0	14
Sawyer, Corey	1	0-0	0-0	1-1	0-0	0-0	0	0	8
Kaleo, John	1	0-0	0-0	0-1	0-0	0-0	0	0	6
Wilson, Troy	1	0-0	0-0	0-0	0-0	0-0	0	0	6
Smith, Omarr	1	0-0	0-0	0-0	0-0	0-0	0	0	6
Stucker, Kenny	0	0-1	6-6	0-0	0-0	0-0	0	0	6
Kinney, Kelvin	0	0-0	0-0	0-0	0-0	0-0	1	2	2
Lucas, Al	0	0-0	0-0	0-0	0-0	0-0	1	2	2
Kratz, Steve	0	0-2	0-1	0-0	0-0	0-0	0	0	0
TEAM	119	12-25	75-101	2-4	8	8-15	0	2	849
OPPONENTS	96	10-31	73-83	1-3	4	4-10	0	0	689

SCORE BY QTR.	1ST	2ND	3RD	4TH	OT	TOTAL
Tampa Bay Storm	152	260	171	226	6	815
Opponents	179	174	210	236	0	799

RUSHING	GP	ATT	GAIN	LOSS	NET	AVG	TD	LONG	AVG/G
White, David	13	44	106	5	101	2.3	8	14	7.8
Stafford, Shan	15	20	52	16	36	1.8	5	22	2.4
Muhammed, U.	7	18	32	5	27	1.5	5	5	3.9
Proctor, Basil	5	7	8	0	8	1.1	0	3	1.6
Bowden, Andre	8	18	9	4	5	0.3	5	3	0.6
Solomon, Fred	15	7	6	3	3	0.4	2	4	0.2
Toliver, Antoin	16	2	2	0	2	1.0	1	1	0.1
O'Hara, Pat	13	1	0	1	-1	-1.0	1	1	0.1
Wiren, Nyle	12	2	2	1	1	0.5	0	1	0.1
TEAM	16	119	217	33	184	1.5	26	22	11.5
OPPONENTS	16	101	275	23	252	2.5	16	15	15.8

FIELD GOALS	M-A	PCT	01-19	20-29	30-39	40-49	50-99	LG	BLK
Howfield, Ian	3-5	60.0	0-1	2-2	1-1	0-1	0-0	30	0
Black, Mike	1-4	25.0	0-0	1-2	0-0	0-0	0-2	20	0
George, Matt	4-6	66.7	2-2	2-2	0-0	0-0	0-2	21	1
Brache, Ignacio	6-9	66.7	3-3	1-2	2-3	0-0	0-1	36	0
TEAM	14-24	58.3	5-6	6-8	3-4	0-1	0-5	36	1
OPPONENTS	10-25	40.0	1-1	4-8	4-7	3-5	0-5	48	2

2-PT. CONVERSIONS: TB 10-19, Opponents 12-13: Crespina 3, Toliver 2, Ashley, Dell, Samuels, Sawyer, White  
 SACKS: TB 29.0, Opponents 10.0: Cohen 7.0, Kinney 5.0, Samuels 3.5, White 2.5, Poulivaati 2.0, A. Bowden 1.5, Certain 1.5, Lucas 1.5, Wiren 1.5, Proctor 1.0, R. Williams 1.0, Wilson 1.0

## 2004 STORM STATS

DATE	OPPONENT	W/L	SCORE	ATTENDANCE





### 2005 STORM STATS

DATE	OPPONENT	W/L	SCORE	ATTENDANCE
2/30	San Jose	W	63-33	13,005
2/06	Austin	W	62-45	10,104
2/11	@ Orlando	L	46-61	14,478
2/15	@ New Orleans	L	42-48 OT	16,503
3/06	Grand Rapids	W	70-50	16,384
3/13	Arizona	W	59-56	16,004
3/20	@ Philadelphia	L	63-69	16,542
3/26	@ Los Angeles	L	28-59	12,819
4/02	Georgia	W	48-38	15,114
4/09	Orlando	W	54-42	18,794
4/17	@ Austin	W	54-42	12,581
4/24	@ Nashville	L	21-37	8,026
4/30	New Orleans	W	47-36	16,501
5/08	@ Georgia	L	40-52	10,477
5/15	New York	W	61-58	18,244
5/22	@ Columbus	W	78-53	12,990

TEAM STATISTICS	TAM	OPP
Points Per Game	52.2	48.7
FIRST DOWNS	343	307
Rushing	39	38
Passing	251	226
Penalty	53	43
RUSHING YARDAGE	220	283
Yards Gained Rushing	254	289
Yards Lost Rushing	6	6
Rushing Attempts	112	109
Average Per Rush	2.0	2.6
Average Per Game	13.8	17.7
TDs Rushing	25	25

PASSING YARDAGE	TAM	OPP
Att-Comp-Int	638-409-14	588-344-15
Average Per Pass	7.0	6.9
Average Per Catch	11.0	11.9
Average Per Game	279.9	255.4
TDs Passing	85	82
TOTAL OFFENSE	4699	4369
Total Plays	762	710
Average Per Play	6.2	6.2
Average Per Game	293.7	273.1

KICK RETURNS: #-YARDS	TAM	OPP
KICK RETURNS: #-YARDS	77-1205	99-1761
FG RETURNS: #-YARDS	13-188	2-15
INT RETURNS: #-YARDS	15-179	14-63
KICK RETURN AVERAGE	15.6	17.8
FG RETURN AVERAGE	14.5	7.5
INT RETURN AVERAGE	11.9	4.5
FUMBLES-LOST	17-12	19-15
PENALTIES-YARDS	131-801	134-797
Average Per Game	50.1	49.8
Average Per Play	32.01	28.44

TIME OF POSSESSION/GAME	TAM	OPP
3RD-DOWN CONVERSIONS	54/116	53/111
3rd-Down Pct	47%	48%
4TH-DOWN CONVERSIONS	11/25	14/29
4th-Down Pct	44%	48%
SACKS BY-YARDS	13-83	12-78
MISC YARDS	1	16
TOUCHDOWNS SCORED	112	112
FIELD GOALS-ATTEMPTS	17-30	6-28
4-point drop-kick FGs	0-0	0-0
PAT-ATTEMPTS	97-106	87-105
2-point drop-kick PATs	0-0	0-0
ATTENDANCE	124,150	104,416
Games/Avg Per Game	8/15519	8/13052

SCORE BY QTR.	1ST	2ND	3RD	4TH	OT	TOTAL
Tampa Bay Storm	169	254	162	251	0	836
Opponents	184	204	158	227	6	779

RUSHING	GP	ATT	GAIN	LOSS	NET	AVG	TD	LONG	AVG/G
White, David	10	25	99	5	94	3.8	4	20	9.4
Penright, Jarrod	6	20	57	4	53	2.7	4	18	8.8
Muhammad, U.	13	29	47	5	42	1.4	7	8	3.2
Stafford, Shane	16	29	44	11	33	1.1	10	7	2.1
Wiren, Nyle	13	1	2	0	2	0.0	0	2	0.2
Samuels, Lawrnc	16	1	0	0	0	0.0	0	0	0.0
Cogell, Jeff	3	4	5	5	0	0.0	0	3	0.0
Derricks, Antho	14	1	0	1	-1	-1.0	0	0	-0.1
Bendross, Dem	3	1	0	1	-1	-1.0	0	0	-0.3
Case, Stoney	3	1	0	2	-2	-2.0	0	0	-0.7
TEAM	16	112	254	34	220	2.0	25	20	13.8
OPPONENTS	16	109	289	6	283	2.6	25	28	17.7

FIELD GOALS	M-A	PCT	01-19	20-29	30-39	40-49	50-59	LG	BLK
George, Matt	17-30	56.7	3-4	10-11	4-9	0-1	0-5	38	2
TEAM	17-30	56.7	3-4	10-11	4-9	0-1	0-5	38	2
OPPONENTS	6-28	21.4	0-0	2-4	1-8	3-9	0-7	43	2

PASSING	GP	RATING	ATT-CMP-INT	PCT	YDS	TD	LNG	AVG/G
Stafford, Shan	16	109.07	631-405-14	64.2	4522	83	45	282.6
Case, Stoney	3	110.12	7-4-0	57.1	35	2	21	11.7
TEAM	16	108.92	638-409-14	64.1	4479	85	45	279.9
OPPONENTS	16	104.02	588-344-15	58.5	4086	82	45	255.4

RECEIVING	GP	NO.	YDS	AVG	TD	LONG	AVG/G
Samuels, Lawr	16	23	1411	11.5	19	45	88.2
Dell, Cliff	16	74	746	10.1	22	38	46.6
Solomon, Freddie	11	66	849	12.9	16	43	77.2
Saunders, David	6	29	309	10.7	5	38	51.5
Derricks, Anthony	14	27	275	10.2	1	35	19.6
Daniels, Ronney	9	22	306	13.9	8	42	34.0
Elpheage, Lynarise	12	20	194	9.7	3	30	16.2
Toliver, T.T.	4	17	169	9.9	5	34	42.2
Bendross, Demetri	3	13	212	16.3	5	39	70.7
Christian, Kenny	3	4	22	5.5	1	8	7.3
Muhammad, U.	13	3	12	4.0	0	6	0.9
White, David	10	3	7	2.3	0	4	0.7
Hall, Ricky	6	2	17	8.5	0	11	1.1
Penright, Jarrod	16	2	13	6.5	0	7	2.2
Certain, Ernest	16	1	14	14.0	0	14	0.9
Ross, Ernest	2	1	5	5.0	0	5	2.5
Wiren, Nyle	13	1	0	0.0	0	0	0.0
Stafford, Shane	16	1	-4	-4.0	0	0	-0.2
TEAM	16	409	4557	11.1	85	45	284.8
OPPONENTS	16	344	4169	12.1	82	45	260.6

KICK RETURNS	NO	YDS	AVG	TD	LONG
Derricks, Anthony	27	517	19.1	1	58
Solomon, Freddie	18	295	16.4	0	30
Toliver, T.T.	12	204	17.0	0	34
Dell, Cliff	11	135	12.3	0	40
Bendross, Demetri	4	35	8.8	0	13
Samuels, Lawrenc	3	7	2.3	0	6
Saunders, David	1	12	12.0	0	12
White, David	1	0	0.0	0	0
TEAM	77	1205	15.6	1	58
OPPONENTS	99	1761	17.8	3	57

FUMBLE RET	NO	YDS	AVG	TD	LONG
Certain, Ernest	1	1	1.0	0	1
TEAM	1	1	1.0	0	1
OPPONENTS	2	16	8.0	2	16

INTERCEPTIONS	NO	YDS	AVG	TD	LONG
Ordway, Jonathan	6	59	9.8	1	49
Derricks, Anthony	2	34	17.0	0	20
Samuels, Lawrenc	2	17	8.5	0	17
Elpheage, Lynarise	1	37	37.0	0	15
Jones, Tramain	1	0	0.0	0	0
Sutton, Mike	1	32	32.0	0	32
Toliver, T.T.	1	0	0.0	0	0
Saunders, David	1	0	0.0	0	0
TEAM	15	179	11.9	1	49
OPPONENTS	14	63	4.5	0	15

FG RETURNS	NO	YDS	AVG	TD	LONG
Solomon, Shane	5	52	10.4	0	15
Derricks, Anthony	4	58	14.5	0	20
Bendross, Demetri	2	15	7.5	0	9
Dell, Clif	1	9	9.0	0	9
Toliver, T.T.	1	53	53.0	1	53
Saunders, David	0	1	0.0	0	0
TEAM	13	188	14.5	1	53
OPPONENTS	2	15	7.5	0	8

SCORING	TD	FGS	KICK	RUSH	RCV	PASS	2PT	SAF	PTS
George, Matt	0	17-30	97-106	0-0	0-0	0-0	0	0	148
Dell, Cliff	22	0-0	0-0	0-1	1-0-1	0-0	0	0	134
Samuels, Lawr	19	0-0	0-0	0-1	0-0	0-0	0	0	116
Solomon, Fred	16	0-0	0-0	0-0	0-0	0-0	0	0	96
Stafford, Shan	10	0-0	0-0	0-0	1-4	0	0	0	60
Daniels, Ronney	8	0-0	0-0	0-0	0-0	0	0	0	48
Muhammad, U.	7	0-0	0-0	0-0	0-0	0	0	0	44
Toliver, T.T.	6	0-0	0-0	0-0	0-0	0	0	0	36
Bendross, Deme	5	0-0	0-0	0-0	0-0	0	0	0	30
Saunders, David	5	0-0	0-0	0-0	0-0	0	0	0	30
White, David	4	0-0	0-0	0-0	0-0	0	0	0	24
Penright, Jarrod	4	0-0	0-0	0-0	0-0	0	0	0	24
Elpheage, Lynar	3	0-0	0-0	0-0	0-0	0	0	0	18
Derricks, Anthon	2	0-0	0-0	0-0	0-0	0	0	0	12
Ordway, Jonath	1	0-0	0-0	0-0	0-0	0	0	0	6
Christian, Kenny	1	0-0	0-0	0-0	0-0	0	0	0	6
Hall, Ricky	0	0-0	0-0	0-0	0-0	0	0	0	2
TEAM	0	0-0	0-0	0-0	0-0	0	0	0	1
Case, Stoney	0	0-0	0-0	0-0	1-1	0	0	0	0
TEAM	113	17-30	97-106	0-1	2-26	0	3	836	
OPPONENTS	112	6-28	87-105	0-5	0-2	0	1	779	

2-PT. CONVERSIONS: TB 2-7, Opponents 0-7: Samuels, Solomon  
 SACKS: TB 13.0, Opponents 12.0: Certain 2.0, Hall 2.0, D. Johnson 2.0,  
 Muhammad 2.0, Wiren 1.5, Lawson 1.0, Sutton 1.0, R. Williams 1.0, Penright 0.5

### 2006 STORM STATS

DATE	OPPONENT	W/L	SCORE	ATTENDANCE
1/29	@ Philadelphia	L	34-52	14,115
2/03	@ Grand Rapids	W	51-43	7,714
2/10	Georgia	W	61-60	16,731
2/19	Orlando	L	64-67 OT	14,692
2/25	Austin	W	58-48	15,622
3/05	@ Kansas City	W	69-59	15,227
3/12	Dallas	L	35-64	13,114
3/18	New York	W	60-44	13,274
3/26	@ Georgia	L	51-61	13,032
4/01	Utah	W	56-41	13,404
4/07	San Jose	L	43-52	14,566
4/15	@ Austin	L	59-60	10,394
4/22	@ Orlando	L	13-52	15,920
4/29	Kansas City	W	58-42	17,143
5/06	@ Columbus	L	48-51	14,357
5/13	@ Nashville	L	50-66	9,713

TEAM STATISTICS	TAM	OPP
Points Per Game	81.0	86.2
FIRST DOWNS	506	539
Rushing	354	302
Passing	272	277
Penalty	46	27
RUSHING YARDAGE	188	364
Yards gained rushing	204	399
Yard lost rushing	16	35
Rushing Attempts	19	140
Average Per Rush	9.8	2.6
Average Per Game	11.8	22.8
TDs Rushing	25	25

PASSING YARDAGE	TAM	OPP
Att-Comp-Int	653-408-18	547-356-15
Average Per Pass	7.2	7.9
Average Per Catch	11.6	12.2
Average Per Game	294.6	271.2
TDs Passing	86	85
TOTAL OFFENSE	4901	4704
Total Plays	766	696
Average Per Play	6.4	6.8
Average Per Game	306.3	294.0

KICK RETURNS: #-YARDS	TAM	OPP
KICK RETURNS: #-YARDS	97-1464	100-1794
FG RETURNS: #-YARDS	11-142	8-131
INT RETURNS: #-YARDS	15-132	18-125
KICK RETURN AVERAGE	15.1	17.9
FG RETURN AVERAGE	12.9	16.4
INT RETURN AVERAGE	8.8	6.9
FUMBLES-LOST	22-11	17-8
PENALTIES-YARDS	93-582	126-763
Average Per Game	36.4	47.7
Average Per Play	31.01	29.38



## 2007 STORM STATS

DATE	OPPONENT	W/L	SCORE	ATTENDANCE
3/2	ORLANDO	L	27-52	15,619
3/10	@ Dallas	L	40-59	13,805
3/17	GEORGIA	L	47-61	13,664
3/23	NEW YORK	L	52-59	13,134
3/31	@ San Jose	L	49-69	13,016
4/7	NEW ORLEANS	L	66-41	16,644
4/14	@ Orlando	L	37-61	15,303
4/29	COLUMBUS	W	34-32	15,303
5/6	@ Austin	W	66-45	13,110
5/12	@ Los Angeles	W	40-37	12,439
5/18	ARIZONA	W	59-50	16,044
5/26	@ Georgia	L	38-52	10,749
6/2	@ New Orleans	W	61-55	16,821
6/9	PHILADELPHIA	W	69-59	17,654
6/16	@ Grand Rapids	W	69-40	6,115
6/23	AUSTIN	W	55-51	18,244

TEAM STATISTICS	TAM	OPP
<b>SCORING</b>	809	825
Points Per Game	50.6	51.6
<b>FIRST DOWNS</b>	326	323
Rushing	43	32
Passing	236	246
Penalty	47	45

RUSHING YARDAGE	TAM	OPP
Yards gained rushing	331	323
Yards lost rushing	33	25
Rushing Attempts	128	104
Average Per Rush	2.3	2.9
Average Per Game	18.6	18.6
TDs Rushing	32	14

PASSING YARDAGE	TAM	OPP
Att-Comp-Int	574-380-15	598-381-21
Average Per Pass	7.5	7.7
Average Per Catch	11.3	11.8
Average Per Game	268.5	281.4
TDs Passing	71	91

TOTAL OFFENSE	TAM	OPP
Total Plays	4594	4800
Total Yards	718	715
Average Per Play	6.4	6.7
Average Per Game	280.1	280.0
<b>KICK RETURNS: #-YARDS</b>	83-1421	95-1712
<b>FG RETURNS: #-YARDS</b>	6-145	2-25
<b>INT RETURNS: #-YARDS</b>	21-277	15-100
<b>KICK RETURN AVERAGE</b>	17.1	18.0
<b>FG RETURN AVERAGE</b>	24.2	12.5
<b>INT RETURN AVERAGE</b>	13.2	6.7

FUMBLES-LOST	TAM	OPP
Total	18-16	16-11
Penalties-Yards	130-864	130-784
Average Per Game	54.0	49.0
Time of Possession/Game	30:42	29:18

3RD-DOWN CONVERSIONS	TAM	OPP
3rd-Down Pct	49/106	37/89
4TH-DOWN CONVERSIONS	46%	42%
4th-Down Pct	15/25	18/29
4th-Down Pct	60%	62%
<b>SACKS BY-YARDS</b>	13-88	16-103
<b>MISC YARDS</b>	36	125
<b>TOUCHDOWNS SCORED</b>	110	116

FIELD GOALS-ATTEMPTS	TAM	OPP
4-point drop-kick FGs	0-0	0-1
PAT-ATTEMPTS	96-109	94-113
2-point drop-kick PATs	0-0	0-0
<b>ATTENDANCE</b>	126306	102258
Games/Avg Per Game	8/15788	8/12782

SCORE BY QTR.	1ST	2ND	3RD	4TH	OT	TOTAL
Tampa Bay Storm	191	220	151	247	-	809
Opponents	180	243	163	239	-	825

RUSHING	GP	ATT	GAIN	LOSS	NET	AVG	TD	LONG	AVG/G
T. Marshall	15	55	125	18	107	1.9	17	9	7.1
R. Filer	4	27	100	4	96	3.6	9	14	24.0
M. Brown	4	9	43	0	43	4.8	1	23	10.8
T.T. Toliver	12	5	24	0	24	4.8	0	13	2.0
J. Kaleo	8	8	17	1	16	2.0	1	7	2.0
B. Dietz	9	10	9	2	7	0.7	2	4	0.8
S. Case	7	4	4	0	4	1.0	2	3	0.6
C. Crossley	1	6	7	4	3	0.5	0	3	3.0
R. Williams	6	1	1	0	1	1.0	0	1	0.2
J. Penright	9	3	1	4	-3	-1.0	0	1	-0.3
Total	16	128	331	33	298	2.3	32	23	18.6

FIELD GOALS	M-A	PCT	01-19	20-29	30-39	40-49	50-99	LG	BLK
Gramatica	1-3	33.3	0-0	0-1	1-1	0-0	0-1	37	0
Leach	0-1	0.0	0-0	0-0	0-0	0-0	0-1	0	0
Marler	16-20	80.0	3-4	6-6	6-8	1-1	0-1	41	1

PASSING	GP	RATING	ATT-CMP-INT	PCT	YDS	TD	LNG	AVG/G
B. Dietz	9	119.29	302-199-7	65.9	2395	47	47	266.1
J. Kaleo	8	98.48	199-133-6	66.8	1464	18	40	183.0
S. Case	7	96.83	73-48-2	65.8	540	6	45	77.1
Total	16	108.47	574-380-15	66.2	4296	71	47	268.5
Opponents	16	109.96	598-381-21	63.7	4502	91	46	281.4

RECEIVING	GP	NO.	YDS	AVG	TD	LONG	AVG/G
L. Samuels	16	122	1143	9.4	15	35	71.4
T. Shaw	16	101	1411	14.0	24	47	88.2
T.T. Toliver	12	99	1193	12.1	17	45	99.4
H. Edwards	4	22	251	11.4	7	29	62.8
D. Bendross	2	13	143	11.0	2	39	71.5
K. Williams	14	10	140	14.0	3	39	10.0
T. Kaleita	10	3	26	8.7	1	12	2.6
T. Marshall	15	3	23	7.7	0	9	1.5
R. Filer	4	3	20	6.7	0	10	5.0
M. Brown	4	2	35	17.5	1	20	8.8
E. Certain	16	2	14	7.0	1	12	0.9
Total	16	380	4399	11.6	71	47	274.9
Opponents	16	381	4590	12.0	91	46	286.9

KICK RETURNS	NO	YDS	AVG	TD	LONG
K. Williams	46	810	17.6	1	55
T.T. Toliver	23	458	19.9	0	41
D. Bendross	7	100	14.3	0	24
T. Shaw	6	50	8.3	0	17
L. Samuels	1	3	3.0	0	3
Total	83	1421	17.1	1	55
Opponents	95	1712	18.0	2	57

FUMBLE RET	NO	YDS	AVG	TD	LONG
J. Johnson	3	3	1.0	1	3
M. Word	3	5	1.7	0	5
L. Samuels	2	0	0.0	0	0
T. McGill	1	0	0.0	1	0
T. Marshall	1	2	2.0	0	2
M. Owen	1	26	26.0	0	26
Total	11	36	3.3	2	26
Opponents	16	125	7.8	7	52

INTERCEPTIONS	NO	YDS	AVG	TD	LONG
J. Johnson	10	152	15.2	2	45
L. Samuels	3	38	12.7	1	16
K. Naziruddin	3	62	20.7	0	24
T. Rachal	2	11	5.5	0	7
N. Wren	2	14	7.0	0	14
L. Smith	1	0	0.0	0	0
A. Wallace	1	0	0.0	0	0
Total	21	277	13.2	3	45
Opponents	15	100	6.7	2	46

FG RETURNS	NO	YDS	AVG	TD	LONG
T.T. Toliver	4	78	19.5	0	28
J. Johnson	2	67	33.5	0	33
A. Wallace	1	5	5.0	0	5
L. Kennedy	0	0	0.0	1	0
Total	6	145	24.2	1	33
Opponents	2	25	12.5	0	18

SCORING	TD	FGS	KICK	RUSH	RCV	PASS	2PT	SAF	PTS
T. Shaw	24	0-0	0-0	0-0	0-0	0-0	0	0	144
S. Marler	0	16-20	92-99	0-0	0-0	0-1	0	0	140
T. Marshall	17	0-0	0-0	0-0	0-0	0-0	0	0	102
T.T. Toliver	17	0-0	0-0	0-0	0-0	0-0	0	0	102
L. Samuels	16	0-0	0-0	0-0	0-0	0-0	0	0	96
R. Filer	9	0-0	0-0	0-0	0-0	0-0	0	0	54
H. Edwards	7	0-0	0-0	0-0	0-0	0-0	0	0	42
K. Williams	4	0-0	0-0	0-0	0-0	0-0	0	0	24
J. Johnson	3	0-0	0-0	0-0	0-0	0-0	0	0	20
S. Case	2	0-0	0-0	0-0	0-0	0-0	0	0	12
B. Dietz	2	0-0	0-0	0-0	0-0	0-0	0	0	12
M. Brown	2	0-0	0-0	0-0	0-0	0-0	0	0	12
D. Bendross	2	0-0	0-0	0-0	0-0	0-0	0	0	12
T. Kaleita	1	0-0	0-0	0-0	0-0	0-0	0	0	6
J. Kaleo	1	0-0	0-0	0-0	0-0	0-0	0	0	6
L. Kennedy	1	0-0	0-0	0-0	0-0	0-0	0	0	6
E. Certain	1	0-0	0-0	0-0	0-0	0-0	0	0	6
T. McGill	1	0-0	0-0	0-0	0-0	0-0	0	0	6
M. Leach	0	0-1	4-6	0-0	0-0	0-0	0	0	4
B. Gramatica	0	1-3	0-4	0-0	0-0	0-0	0	0	3
Total	110	17-24	96-109	0-0	0-1	0-0	0	0	809
Opponents	116	11-22	94-113	0-0	0-3	0-0	1	825	

3RD-DOWN CONVERSIONS	3RD-DOWN PCT	4TH-DOWN CONVERSIONS	4TH-DOWN PCT
Tampa Bay Storm	44/92	53/96	72%
Opponents	44/92	53/96	72%

MISC YARDS	TD	YDS
T. Marshall	16	19
Total	126	123
Opponents	11-19	9-16

PAT-ATTEMPTS	NO	YDS	AVG	TD	LONG
4-point drop-kick FGs	0-0	0-0	0-0	0-0	0-0
2-point drop-kick PATs	112-125	97-117	0-0	0-0	0-0
Total	112-125	97-117	0-0	0-0	0-0
Opponents	112-125	97-117	0-0	0-0	0-0

ATTENDANCE	GP	ATT	GAIN	LOSS	NET	AVG	TD	LONG	AVG/G
T. Marshall	15	73	140	40	100	1.4	23	11	6.7
B. Dietz	16	17	51	7	44	2.6	4	18	2.8
P. Glover	9	8	16	5	11	1.4	3	8	1.2
M. Brown	4	4	21	0	21	5.3	1	9	5.2
S. Robinson	12	4	11	2	9	2.3	1	6	0.8
S. Case									



### 2010 STORM STATS

DATE	OPPONENT	W/L	SCORE	ATTENDANCE
4/3	at Tulsa	L	58-69	6,688
4/16	DALLAS	W	54-41	14,122
4/25	at Milwaukee	L	61-72	4,049
5/1	ARIZONA	W	62-61	12,874
5/7	JACKSONVILLE	L	43-46	14,201
5/15	at Bossier City	W	48-44	4,784
5/28	at Orlando	W	62-50	10,924
6/5	OKLAHOMA CITY	W	50-48	16,200
6/11	at Alabama	W	61-55	5,994
6/19	at Utah	W	65-40	4,525
6/25	BOSSIER CITY	W	78-39	15,808
7/2	CHICAGO	W	68-60	15,704
7/9	at Dallas	W	56-34	5,009
7/17	at Jacksonville	L	47-49	13,011
7/24	ALABAMA	W	53-29	15,685
7/31	ORLANDO	L	60-75	17,302

TEAM STATISTICS	TAM	OPP
SCORING	872	812
Points per game	5.6	5.2
FIRST DOWNS	354	326
Rushing	30	54
Passing	278	216
Penalty	45	56
RUSH YARDAGE	142	527
Yards Gained	151	580
Yards Lost	9	53
Attempts	71	123
Average Per Rush	2.0	4.2
Average Per Game	8.9	32.9
TDs Rushing	19	28
PASS YARDAGE	5118	4238
Att-Comp-Int	580-377-16	602-362-16
Average Per Pass	8.8	7.0
Average Per Catch	13.6	11.7
Average Per Game	319.9	264.9
TDs Passing	107	85
TOTAL OFFENSE	5190	4618
Total Plays	663	755
Average Per Play	7.8	6.1
Average Per Game	418/1	611/15
3RD-DOWN CONVERSIONS	32/44	288/6
3rd-Down Pct	73.0%	53.0%
4TH-DOWN CONVERSIONS	13/19	15/31
4th-Down Pct	68.4%	48.4%
SACK BY-YARDS	30-147	12-70
MISC YARDS	0	0
TOUCHDOWNS SCORED	131	116
FIELD GOAL-ATTEMPTS	5-9	8-16
4-point drop-kick FGs	0-0	0-0
PAT-ATTEMPTS	106-124	88-105
2-point drop-kick PATs	0-0	0-0
ATTENDANCE	121896	55029
Games/Avg Per Game	8/15237	8/6879

SCORE BY QTR.	1ST	2ND	3RD	4TH	OT	TOTAL
Tampa Bay Storm	173	302	198	253	-	926
Opponents	175	226	160	251	-	812

RUSHING	GP	ATT	GAIN	LOSS	NET	AVG	TD	LONG	AVG/G
T. Royal	16	44	94	3	91	2.1	11	10	5.9
C. Sainitil	2	7	9	2	7	1.0	4	3	3.5
E. Ortiz	9	8	9	0	9	1.0	3	4	1.0
B. Dietz	16	5	18	1	17	3.4	0	6	1.0
S. Robinson	6	3	5	2	3	1.0	0	4	0.5
D. Rubin	11	2	11	0	10	5.0	0	11	1.0
J. Bear	8	2	5	0	5	2.5	1	5	0.6
Totals	16	71	151	9	142	19.9	19	11	8.8
Opponent	16	123	580	53	527	43.3	28	32	32.9

FIELD GOALS	M-A	PCT	01-19	20-29	30-39	40-49	50-59	LG	BLK
G. Rivas	5-9	55.6	0-0	4-6	0-1	1-1	0-1	45	1
OPPONENTS	8-16	50.0	0-0	3-4	3-6	1-3	1-3	30	1

PASSING	GP	RATING	ATT-CMP-INT	PCT	YDS	TD	LNG	AVG/G
B. Dietz	16	121.2	572-373-16	65.2	5054	106	45t	315.9
A. Weatherford	16	108.3	8-4-0	50.0	64	1	24t	4.0
TEAM	16	39.6	0-0-0	0.0	-70	0	0	-4.4
Total	16	120.6	580-377-16	65.0	5048	107	45t	315.5
Opponents	16	101.0	602-362-16	60.1	4091	85	48t	255.7

RECEIVING	GP	NO.	YDS	AVG	TD	LONG	AVG/G
T. Timmons	16	118	1383	11.7	37	42t	86.4
H. Edwards	15	114	1749	15.3	36	45t	116.6
D. Rubin	11	70	1113	15.9	22	42t	101.2
S. Robinson	6	33	454	13.8	4	36t	75.7
C. Sainitil	2	15	190	12.7	5	32	95.0
L. Samuels	4	12	112	9.3	1	24	28.0
J. Geathers	1	5	42	8.4	0	11	42.0
T. Kaleita	15	4	24	6.0	2	9	1.6
J. Willis	3	3	30	10.0	0	14	10.0
T. Royal	16	2	14	7.0	0	4	0.9
J. Roberson	1	1	7	7.0	0	7	7.0
Totals	16	377	5118	13.6	107	45t	319.9
Opponent	16	362	4238	11.7	85	48t	264.9

KICK RETURNS	NO	YDS	AVG	TD	LONG
J. McCoy	39	741	19.0	0	51
S. Robinson	32	536	16.8	0	39
D. Rubin	14	239	17.1	0	39
C. Sainitil	4	84	21.0	0	29
H. Edwards	4	73	18.3	0	34
J. Roberson	2	48	24.0	0	33
M. Hawthorne	3	10	3.3	0	10
B. Hefflin	1	0	0.0	0	0
Totals	99	1731	17.5	0	51
Opponent	103	1562	15.2	2	58

FUMBLE RET	NO	YDS	AVG	TD	LONG
M. Hawthorne	4	0	0.0	2	0
J. Smith	2	8	4.0	0	8
C. Dukes	2	10	5.0	1	10
T. McGill	1	0	0.0	0	0
E. McIntosh	1	30	30.0	1	30
E. Ortiz	1	9	9.0	0	9
Total	11	57	5.2	4	30
Opponents	11	37	3.4	0	26

INTERCEPTIONS	NO	YDS	AVG	TD	LONG
B. Hefflin	4	18	4.5	0	11
M. Hawthorne	2	26	13.0	0	14
D. Brutley	2	26	13.0	0	14
E. McIntosh	2	2	1.0	2	42
J. McCoy	1	42	42.0	0	42
D. Bolden	1	17	17.0	0	17
J. Geathers	1	3	3.0	0	3
E. Ortiz	1	0	0.0	0	0
J. Ordway	1	-3	-3.0	0	-3
Total	16	131	8.2	1	42
Opponents	16	141	8.8	1	46

FG RETURNS	NO	YDS	AVG	TD	LONG
Total	0	0.0	0.0	0	0
Opponents	0	0.0	0.0	0	0

SCORING	TD	FGS	KICK	RUSH	RCV	PASS	2PT	SAF	DXP	PTS
T. Timmons	37	0-0	0-0	3	0-0	3	0	0	0	228
H. Edwards	36	0-0	0-0	0	0-0	0	0	0	0	216
D. Rubin	22	0-0	0-0	2	0-0	2	0	0	0	136
G. Rivas	0	5-9	105-123	0	0-0	0	0	0	0	120
T. Royal	11	0-0	0-0	0	0-0	1	0	0	0	68
C. Sainitil	9	0-0	0-0	0	0-0	0	0	0	0	54
S. Robinson	4	0-0	0-0	0	0-0	0	0	0	0	24
M. Hawthorne	3	0-0	0-0	0	0-0	0	0	0	0	18
E. Ortiz	3	0-0	0-0	0	0-0	0	0	0	0	18
T. Kaleita	2	0-0	0-0	0	0-0	0	0	0	0	12
C. Dukes	1	0-0	0-0	0	0-0	0	1	0	8	6
J. Bear	1	0-0	0-0	0	0-0	0	0	0	0	6
E. McIntosh	1	0-0	0-0	0	0-0	0	0	0	0	6
L. Samuels	1	0-0	0-0	0	0-0	0	0	0	0	6
K. Kinney	0	0-0	0-0	0	0-0	0	0	1	2	2
T. McGill	0	0-0	0-0	0	0-0	0	1	0	2	2
TEAM	0	0-0	0-0	0	0-0	0	1	0	2	2
B. Dietz	0	0-0	0-0	0	0-0	0	0	0	0	0
D. Weatherford	0	0-0	0-0	0	0-0	0	0	0	0	0
Total	131	5-9	105-123	0-1	6	67	6	3	1	926
Opponents	116	8-16	88-104	1-5	1	18	2	0	0	812

2-PT. CONVERSIONS: TB 6-8, Opponents 2-13  
 SACKS: TB 30.0, Opponents 12.0; Dukes 9.0, Smith 7.0, Kinney 5.5, McGill 4.5, Team 3.0, Bear 1.0

### 2011 STORM STATS

DATE	OPPONENT	W/L	SCORE	ATTENDANCE
3/11	at New Orleans	W	46-40	6,335
3/17	at Utah	L	36-72	10,077
3/27	Cleveland	L	26-66	7,939
4/7	Jacksonville	L	30-54	10,304
4/15	at Philadelphia	W	51-48	12,893
4/23	Dallas	L	61-67	12,226
4/30	at Milwaukee	L	33-50	4,012
5/6	at Orlando	L	61-63	12,897
5/13	Kansas City	W	46-30	11,172
5/20	at Spokane	W	51-42	9,320
6/4	at Georgia	L	49-60	4,023
6/11	Pittsburgh	W	62-55	11,756
6/17	Orlando	W	46-44	11,151
6/25	at Jacksonville	L	41-66	10,517
7/1	New Orleans	L	33-64	12,016
7/9	at Tulsa	L	33-70	4,945
7/16	Georgia	L	40-58	9,700

TEAM STATISTICS	TAM	OPP		
SCORING	802	993		
Points per game	50.1	55.2		
FIRST DOWNS	327	371		
Rushing	20	53		
Passing	249	239		
Penalty	58	79		
RUSHING YARDAGE	154	485		
Yards gained rushing	191	533		
Yards lost rushing	37	48		
Rushing Attempts	82	140		
Average Per Rush	1.9	3.5		
Average Per Game	8.6	26.9		
TDs Rushing	14	28		
PASSING YARDAGE	4689	4419		
Att-Comp-Int	668-403-31	616-395-14		
Average Per Pass	7.0	7.2		
Average Per Catch	11.6	11.2		
Average Per Game	265.0	245.5		
TDs Passing	91	98		
TOTAL OFFENSE	4747	4906		
Total Plays	788	796		
Average Per Play	6.2	6.2		
Average Per Game	269.1	272.4		
KICK RETURNS: #-YARDS	110-1893	91-1589		
FG RETURNS: #-YARDS	6-97	2-5		
INT RETURNS: #-YARDS	14-198	31-290		
KICK RETURN AVERAGE	17.2	17.5		
FG RETURN AVERAGE	16.2	2.5		
INT RETURN AVERAGE	14.1	9.4		
FUMBLES-LOST	26-19	22-16		
FUMBLES-YARDS	184-1275	152-980		
Average Per Game	70.8	54.4		
TIME OF POSSESSION/GAME	30:08	29:52		
3RD-DOWN CONVERSIONS	43/121	38/101		
3rd-Down Pct	36%	38%		
4TH-DOWN CONVERSIONS	18/47	15/32		
4th-Down Pct	38%	47%		
SACKS BY-YARDS	40-206	27-140		
MISC YARDS	-20	-6		
TOUCHDOWNS SCORED	116	140		
FIELD GOALS-ATTEMPTS	8-18	11-25		
ON-SIDE KICKS	14-16	14-16		
4-point drop-kick FGs	56-77	73%	79-98	81%
RED-ZONE TOUCHDOWNS	54-77	70%	69-98	70%
4-point drop-kick FGs	0-0	0-0		
PAT-ATTEMPTS	72-106	68%	106-131	81%
2-point drop-kick PATs	0-0	0-0		
ATTENDANCE	97002	75019		
Games/Avg Per Game	9/10778	9/8335		

SCORE BY QTR.	1ST	2ND	3RD	4TH	OT	TOTAL
Tampa Bay Storm	204	213	143	242	-	802
Opponents	201	318	221	253	-	993

RUSHING	GP	ATT	GAIN	LOSS	NET	AVG	TD	LONG	AVG/G
Gregory, Grant	9	16	69	2	67	4.3	2	14	8.4
Royal, Terrence	16	32	73	67	21	5	6	4.2	0
Southwick, D.	9	1	9	0	9	9.0	0	9	1.0
Grothe, Matt	2	3	8	0	8	2.7	1	3	4.0
Edwards, Hank	15	1	4	0	4	4.0	0	4	0.3
Whittaker, Huey	1	3	0	3					

# STORM HISTORY

CELEBRATING 25 YEARS OF ARENA FOOTBALL IN TAMPA BAY



## 2012 STORM STATS

DATE	OPPONENT	W/L	SCORE	ATTENDANCE
3/10	at Chicago	L	48-70	9,124
3/16	Georgia	W	50-47	16,054
3/30	Jacksonville	W	71-69	8,446
4/6	at New Orleans	L	47-66	8,667
4/13	Cleveland	W	69-48	8,686
4/20	at Philadelphia	L	48-83	9,371
4/30	Kansas City	W	63-46	7,345
5/5	Orlando	W	55-31	8,488
5/12	at Georgia	L	41-44	3,859
5/19	at Cleveland	L	34-53	6,927
5/26	Milwaukee	W	63-55	10,406
6/2	at Jacksonville	L	61-71	11,080
6/15	at Orlando	L	40-64	12,441
6/23	San Antonio	L	56-77	9,328
6/29	Philadelphia	L	79-83	9,229
7/7	at Pittsburgh	W	65-61	4,154
7/14	New Orleans	W	78-77	10,201
7/21	at Spokane	L	53-63	10,750

TEAM STATISTICS		TAM	OPP
SCORING		1021	1108
Points Per Game		56.7	61.6
FIRST DOWNS		384	373
Rushing		54	45
Passing		272	263
Penalty		58	65
RUSHING YARDAGE		332	285
Yards gained rushing		346	320
Yards lost rushing		14	35
Rushing Attempts		132	124
Average Per Rush		2.5	2.3
Average Per Game		18.4	15.8
TDs Rushing		37	32
PASSING YARDAGE		5151	4919
Att-Comp-Int		677-420-23	656-422-17
Average Per Pass		7.6	7.5
Average Per Catch		12.3	11.7
Average Per Game		286.2	273.3
TDs Passing		95	113
TOTAL OFFENSE		5483	5204
Total Plays		835	801
Average Per Play		6.6	6.5
Average Per Game		304.6	289.1
KICK RETURNS: # YARDS		119-2258	98-1726
FG RETURNS: # YARDS		1-0	3-78
INT RETURNS: # YARDS		17-183	23-230
KICK RETURN AVERAGE		19.0	17.6
FG RETURN AVERAGE		0.0	26.0
INT RETURN AVERAGE		10.8	10.0
FUMBLES-LOST		34-26	36-22
PENALTIES-YARDS		165-1281	136-985
Average Per Game		54.7	54.7
TIME OF POSSESSION/GAME		29:51	30:19
3RD-DOWN CONVERSIONS		60/118	55/113
3rd-Down Pct		51%	49%
4TH-DOWN CONVERSIONS		21/35	17/32
4th-Down Pct		60%	53%
SACKS BY-YARDS		21-109	26-121
MISC YARDS		12	52
TOUCHDOWNS SCORED		146	157
FIELD GOALS-ATTEMPTS		5-17	9-16
ON-SIDE KICKS		5-27	4-15
RED-ZONE KICKS		75-90 83%	77-92 84%
RED-ZONE TOUCHDOWNS		73-90 81%	72-92 78%
4-point drop-kick FGs		0-0	0-0
PAT-ATTEMPTS		116-135 86%	133-153 87%
2-point drop-kick PATS		0-0	0-0
ATTENDANCE		88183	76383
Games/Avg Per Game		9/9798	9/8487
Neutral Site Games		0/0	0/0

SCORE BY QTR.	1ST	2ND	3RD	4TH	OT	TOTAL			
Tampa Bay Storm	175	292	202	344	8	1021			
Opponents	214	346	196	345	7	1108			
RUSHING	GP	ATT	GAIN	LOSS	NET	AVG	TD	LONG	AVG/G
Wasil, S.	16	64	144	4	140	22	19	12	8.8
Hill, N.	5	24	105	0	105	44	8	14	21.0
Rutledge, W.	8	11	28	0	28	2.5	0	5	3.5
Crosby, T.	10	11	27	3	24	2.2	3	7	2.4
Kaleita, T.	15	9	18	1	17	1.9	4	9	1.1
Williams, C.	12	2	7	0	7	3.5	0	4	0.6
Rodriguez, P.	17	1	4	0	4	4.0	0	4	0.2
Grothe, M.	6	5	8	4	4	0.8	1	4	0.7
Royal, T.	5	3	2	0	2	0.7	1	1	0.4
Lindsey, M.	11	2	3	2	1	0.5	1	3	0.1
Total	18	132	346	14	332	2.5	37	14	18.4
Opponents	18	124	320	35	285	2.3	32	29	15.8
FIELD GOALS	M-A	PCT	01-19	20-29	30-39	40-49	50-99	LG	BLK
Bongarra, J.	5-17	29.4	1-1	1-4	2-5	1-4	0-4	42	0
Opponents	9-16	56.3	2-3	5-7	2-5	0-0	0-1	31	1

PASSING	GP	RATING	ATT-CMP-INT	PCT	YDS	TD	LNG	AVG/G
Wasil, S.	16	105.22	294-189-17	60.1	3664	71	48	229.0
Hill, N.	5	114.03	114-167-5	68.3	1447	21	45	289.4
Grothe, M.	6	97.52	12-21-1	57.1	161	3	33	26.8
TEAMS	17	39.58	0-0-0	0.0	-121	0	0	-7.1
Total	18	106.41	420-677-23	62.0	5151	95	48	286.2
Opponents	18	115.72	422-656-17	64.3	4919	113	47	273.3

RECEIVING	GP	NO.	YDS	AVG	TD	LONG	AVG/G
Rodriguez, P.	17	125	1653	13.2	32	48	97.2
Williams, C.	12	83	994	12.0	17	35	82.8
Jackson, A.	11	77	1012	13.1	20	45	92.0
Lindsey, M.	11	40	364	9.1	6	44	33.1
Hills, J.	5	39	648	16.6	13	45	129.6
Fagg, D.	4	21	222	10.6	3	26	55.5
Williams, V.	5	11	125	11.4	2	29	25.0
Jones, M.	6	10	93	9.3	1	21	15.5
Bussey, G.	12	4	49	12.2	0	23	4.1
Singleton, C.	1	4	42	10.5	1	18	42.0
Crosby, T.	10	2	16	8.0	0	12	1.6
Lowe, J.	3	1	35	35.0	0	35	11.7
Kaleita, T.	15	1	8	8.0	0	8	0.5
McIntosh, E.	14	1	7	7.0	0	7	0.5
Jones, B.	7	1	4	4.0	0	4	0.6
Total	18	420	5272	12.6	95	48	292.9
Opponents	18	422	5028	11.9	113	47	279.3

KICK RETURNS	NO	YDS	AVG	TD	LONG
Lindsey, M.	56	1092	19.5	1	56
Williams, C.	36	829	23.0	3	58
Lowe, J.	7	154	22.0	0	37
Jackson, A.	6	144	24.0	1	57
Swanson, R.	5	8	1.6	0	7
Team	3	0	0.0	0	0
Jones, M.	2	4	2.0	0	3
Rodriguez, P.	1	5	5.0	0	5
Williams, V.	1	11	11.0	1	11
Bolden, D.	1	1	1.0	0	1
Hills, J.	1	10	10.0	0	10
Total	119	2258	19.0	6	58
Opponents	98	1726	17.6	5	58

FUMBLE RET	NO	YDS	AVG	TD	LONG
Swanson, R.	2	4	2.0	2	4
Williams, C.	1	0	0.0	1	0
Jones, M.	1	0	0.0	1	0
Phillips, P.	1	10	10.0	1	10
Wilson, J.	1	0	0.0	0	0
Nelson, F.	0	0	0.0	1	0
Rutledge, W.	0	0	0.0	1	0
Serini, B.	0	-5	0.0	0	0
Total	6	9	1.5	7	10
Opponents	5	49	9.8	4	40

INTERCEPTIONS	NO	YDS	AVG	TD	LONG
Swanson, R.	5	41	8.2	0	23
Bolden, D.	3	41	13.7	0	34
Holmes, L.	3	63	21.0	1	53
Mosley, R.	2	0	0.0	0	0
McIntosh, E.	2	30	15.0	0	25
Moody, M.	1	1	1.0	0	1
Cuff, V.	1	7	7.0	0	7
Total	17	183	10.8	1	53
Opponents	23	230	10.0	3	39

FG RETURNS	NO	YDS	AVG	TD	LONG
Williams, C.	1	0	0.0	0	0
Total	1	0	0.0	0	0
Opponents	3	78	26.0	0	37

SCORING	TD	FGS	KICK	RUSH	RCV	PASS	ZPT	SAF	PTS
Rodriguez, P.	32	0-0	0-0	0-0	2	0-0	0	0	196
Bongarra, J.	0	5-17	116-135	0-0	0	0-0	0	0	131
Williams, C.	21	0-0	0-0	0-0	0	0-0	0	0	126
Jackson, A.	21	0-0	0-0	0-0	0	0-0	0	0	116
Wasil, S.	19	0-0	0-0	1-1	0	4-10	0	0	78
Hills, J.	13	0-0	0-0	0-0	0	0-0	0	0	50
Lindsey, M.	8	0-0	0-0	0-0	1	0-0	0	0	48
Hill, N.	8	0-0	0-0	0-0	0	0-0	0	0	24
Kaleita, T.	4	0-0	0-0	0-0	0	0-0	0	0	18
Fagg, D.	3	0-0	0-0	0-0	0	0-0	0	0	18
Crosby, T.	3	0-0	0-0	0-0	0	0-0	0	0	18
Williams, V.	3	0-0	0-0	0-0	0	0-0	0	0	12
Jones, M.	2	0-0	0-0	0-0	0	0-0	0	0	12
Swanson, R.	2	0-0	0-0	0-0	0	0-0	0	0	8
Singleton, C.	1	0-0	0-0	0-0	0	0-0	0	0	8
Phillips, P.	1	0-0	0-0	0-0	0	0-0	1	8	6
Grothe, M.	1	0-0	0-0	0-0	0	0-0	0	0	6
Holmes, L.	1	0-0	0-0	0-0	0	0-0	0	0	6
Nelson, F.	1	0-0	0-0	0-0	0	0-0	0	0	6
Rutledge, W.	1	0-0	0-0	0-0	0	0-0	0	0	6
Royal, T.	1	0-0	0-0	0-0	0	0-0	0	0	6
Jones, B.	0	0-0	0-0	1-0	0	0-0	0	2	0
Total	146	5-17	116-135	2-1	4	4-10	1	1	1021
Opponents	157	9-16	133-153	1-1	1	1-2	0	1	1108

2-PT. CONVERSIONS: TB 2-9, Opponents 1-3  
 SACKS: TB 21.0, Opponents 26.0; Phillips 7.0, Octavien 5.0, Griffin 2.5, Nelson 1.5, Jones 1.0, Kirlaw 1.0

## 2013 STORM STATS

DATE	OPPONENT	W/L	SCORE	ATTENDANCE
3/23	Jacksonville	L	55-64	12,222
3/30	Cleveland	W	69-47	10,142
4/6	at Utah	W	77-65	6,014
4/12	San Antonio	L	36-52	10,126
4/20	at Orlando	W	53-35	11,969
4/				



## 2014 STORM STATS

DATE	OPPONENT	W/L	SCORE	ATTENDANCE
3/14	NEW ORLEANS	W	62-57	10,370
3/21	at San Antonio	W	48-45	5,981
3/29	ORLANDO	L	52-56	10,896
4/4	PHILADELPHIA	W	63-49	11,102
4/11	at Jacksonville	L	41-60	8,132
4/19	at Orlando	L	65-77	5,434
4/26	SPOKANE	L	41-53	9,448
5/3	PORTLAND	L	42-61	10,584
5/17	at Philadelphia	L	34-62	8,058
5/24	JACKSONVILLE	W	56-35	12,501
5/30	at New Orleans	W	62-48	4,853
6/7	PHILADELPHIA	W	56-49	11,062
6/14	at Iowa	W	62-56 (OT)	8,862
6/21	ORLANDO	W	35-34	11,890
6/27	at Cleveland	L	41-48	10,855
7/11	at San Jose	L	43-52	8,645
7/21	at Spokane	L	52-55	9,479
7/26	CLEVELAND	L	49-56	14,770

TEAM STATISTICS	TAM	OPP
<b>SCORING</b>	904	953
Points Per Game	50.2	52.9
<b>FIRST DOWNS</b>	351	378
Rushing	42	46
Passing	243	284
Penalty	66	48
<b>RUSHING YARDAGE</b>	280	449
Yards gained rushing	291	475
Yards lost rushing	11	26
Rushing Attempts	103	140
Average Per Rush	2.7	3.2
Average Per Game	15.6	24.9
TDs Rushing	23	28
<b>PASSING YARDAGE</b>	4513	5052
Att-Comp-Int	652-372-28	693-443-22
Average Per Pass	6.9	7.3
Average Per Catch	12.1	11.4
Average Per Game	250.7	280.7
TDs Passing	98	98
<b>TOTAL OFFENSE</b>	4793	5501
Total Plays	788	852
Average Per Play	6.1	6.5
Average Per Game	266.3	305.6
<b>KICK RETURNS: #-Yards</b>	108-1754	98-1600
<b>FG RETURNS: #-Yards</b>	1-27	0-0
<b>INT RETURNS: #-Yards</b>	22-254	28-341
<b>KICK RETURN AVERAGE</b>	16.2	16.3
<b>FG RETURN AVERAGE</b>	27.0	0.0
<b>INT RETURN AVERAGE</b>	11.5	12.2
<b>FUMBLES-LOST</b>	21-14	22-14
<b>PENALTIES-Yards</b>	131-941	154-1068
Average Per Game	52.3	59.3
<b>TIME OF POSSESSION/Game</b>	29:21	29:49
<b>3RD-DOWN Conversions</b>	49/116	67/137
3rd-Down Pct	42%	49%
<b>4TH-DOWN Conversions</b>	27/53	25/50
4th-Down Pct	51%	50%
<b>SACKS BY-Yards</b>	19-129	33-148
<b>MISC YARDS</b>	24	17
<b>TOUCHDOWNS SCORED</b>	131	138
<b>FIELD GOALS-ATTEMPTS</b>	1-1	2-6
<b>ON-SIDE KICKS</b>	0-8	6-18
<b>RED-ZONE SCORES</b>	51-65 78%	74-97 76%
<b>RED-ZONE TOUCHDOWNS</b>	51-65 78%	72-97 74%
4-point drop-kick FGs	0-0	0-0
<b>PAT-ATTEMPTS</b>	109-122 89%	109-126 87%
2-point drop-kick PATs	0-0	0-0
<b>ATTENDANCE</b>	102623	70299
Games/Avg Per Game	9/11403	9/7811
Neutral Site Games	0/0	0/0

SCORE BY QTR.	1ST	2ND	3RD	4TH	OT	TOTAL
Tampa Bay Storm	165	305	205	223	6	904
Opponents	219	273	209	252	0	953

RUSHING	GP	ATT	GAIN	LOSS	NET	AVG	TD	LONG	AVG/G
HIPPEARD	17	47	128	2	126	2.7	16	13	7.4
JACKSON	17	29	63	8	55	1.9	4	15	3.2
HALL	3	8	40	0	40	5.0	1	16	13.3
LINDSEY	18	7	22	0	22	3.1	1	8	1.2
ISOM	9	8	21	0	21	2.6	1	4	2.3
CRAWFORD	2	1	11	0	11	11.0	0	11	5.5
TOLIVER	12	1	5	0	5	5.0	0	5	0.4
DIXON	1	1	0	1	-1	-1.0	0	1	1.0
GARCIA	2	1	0	1	-1	-1.0	0	0	-0.5
Total	18	103	291	11	280	2.7	23	16	15.6
Opponents	18	140	475	26	449	3.2	28	22	24.9

FIELD GOALS	M-A	PCT	01-19	20-29	30-39	40-49	50-99	LG	BLK
BONGARRA	1-1	100.0	0-0	1-1	0-0	0-0	0-0	28	0

PASSING	GP	RATING	ATT-CMP-INT	PCT	YDS	TD	LNG	AVG/G
HIPPEARD	17	105.45	350-596-22	58.7	4406	93	46	259.2
HALL	3	42.66	17-42-4	40.5	228	4	35	76.0
CRAWFORD	2	6.25	3-8-1	37.5	20	0	9	10.0
GARCIA	2	0.00	1-5-1	20.0	6	0	6	3.0
DIXON	1	118.75	1-1-0	100.0	1	1	1	1.0
TEAM	17	39.58	0-0-0	0.0	-148	0	0	-8.7
Total	18	98.15	372-652-28	57.1	4513	98	46	250.7
Opponents	18	107.86	443-693-22	63.9	5052	98	47	280.7

RECEIVING	GP	NO.	YDS	AVG	TD	LONG	AVG/G
JACKSON	14	100	1341	12.2	21	40	74.5
HILLS	14	100	1252	12.5	38	39	89.4
TOLIVER	12	69	812	11.8	16	41	67.7
LINDSEY	18	39	508	13.0	5	46	28.2
HILTON	5	38	500	13.2	11	45	100.0
HELMICK	4	7	139	19.9	3	31	34.8
TRANKS	1	4	57	14.2	1	26	57.0
JACKSON	17	3	29	9.7	2	11	1.7
MCCULLOUGH	14	2	23	11.5	1	14	1.6
Total	18	372	4661	12.5	98	46	258.9
Opponents	18	443	5181	11.7	98	47	287.8

KICK RETURNS	NO	YDS	AVG	TD	LONG
LINDSEY	94	1665	17.7	0	46
JACKSON	5	35	7.0	0	40
TEAM	2	0	0.0	0	0
MITCHELL	2	33	16.5	0	33
ISSAC	1	7	7.0	0	7
HARRELL	1	-2	-2.0	0	0
HILLS	1	-1	-1.0	0	0
SMITH	1	5	5.0	1	5
HELMICK	1	12	12.0	0	12
Total	108	1754	16.2	1	46
Opponents	98	1600	16.3	3	57

FUMBLE RET	NO	YDS	AVG	TD	LONG
HARRELL	2	11	5.5	2	11
DIX	1	2	2.0	0	2
SMITH	1	42	42.0	1	42
ISSAC	1	0	0.0	1	0
Total	5	55	11.0	4	42
Opponents	4	61	15.2	2	37

INTERCEPTIONS	NO	YDS	AVG	TD	LONG
SMITH	6	45	7.5	0	16
HARRELL	5	35	7.0	2	19
ISSAC	4	65	16.2	2	32
FANOR	2	66	33.0	1	36
BEAMON	1	0	0.0	0	0
HARDISON	1	3	3.0	0	3
LINDSEY	1	14	14.0	0	14
BURDEN	1	26	26.0	0	26
DIX	1	0	0.0	0	0
Total	22	254	11.5	5	36
Opponents	28	341	12.2	7	48

FG RETURNS	NO	YDS	AVG	TD	LONG
HARRELL	1	27	27.0	0	0
Total	1	27	27.0	0	0
Opponents	0	0	0.0	0	0

SCORING	TD	FGS	KICK	RUSH	RCV	PASS	2PT	SAF	PTS
HILLS	38	0-0	0-0	0-0	2	0-0	0	0	232
JACKSON	21	0-0	0-0	0-0	0	0-0	0	0	126
HIPPEARD	16	0-0	0-0	1-1	0	1-6	0	0	98
TOLIVER	16	0-0	0-0	0-0	0	0-0	0	0	96
BONGARRA	0	1-1	67-72	0-0	0	0-0	0	0	70
HILTON	11	0-0	0-0	0-0	0	0-0	0	0	66
LINDSEY	6	0-0	0-0	0-0	0	0-0	0	0	36
JACKSON	6	0-0	0-0	0-0	0	0-0	0	0	36
BOYER	0	0-0	24-27	0-0	0	0-0	0	0	24
HARRELL	4	0-0	0-0	0-0	0	0-0	0	0	24
LOPEZ	0	0-0	18-23	0-0	0	0-0	0	0	18
HILMICK	3	0-0	0-0	0-0	0	0-0	0	0	18
ISSAC	3	0-0	0-0	0-0	0	0-0	0	0	18
SMITH	2	0-0	0-0	0-0	0	0-0	0	0	12
MCCULLOUGH	1	0-0	0-0	0-0	0	0-0	0	0	6
ISOM	1	0-0	0-0	0-0	0	0-0	0	0	6
TRANKS	1	0-0	0-0	0-0	0	0-0	0	0	6
FANOR	1	0-0	0-0	0-0	0	0-0	0	0	6
HALL	1	0-0	0-0	0-0	0	1-1	0	0	6
Total	131	1-1	109-122	1-1	2	2-7	0	0	904
Opponents	138	2-6	109-126	1-2	3	3-8	0	1	953

2-PT. CONVERSIONS: TB 2-9, Opponents 1-3  
 SACKS: TB 19.0, Opponents 33.0: Clebert 5.0, Kirlaw 3.5, Jackson 3.0, Grant 2.5, Beamon 2.0, Hardison 2.0, Duhart 1.0

## TAMPA BAY STORM OFFENSE YEAR-BY-YEAR

YEAR	1ST DOWNS		TOT		RUSH		PASS		TRNOVRS		PNLTIES		TDS		POINTS AVG.		
	TOTAL	NET	RUSH	NET	RUSH	NET	PASS	NET	INT	FUM	NO	YDS	TOTAL	RUSH	PASS	RET	
1987*	104	84	53	1736	53	1683	(15)	10-5	(15)	10-5	38-155	34	--	--	268	44.6	
1988*	173	14	90	2613	90	2523	(23)	12-11	(23)	12-11	97-322	74	--	--	507	42.3	
1989*	62	31	53	924	52	872	(9)	6-3	(9)	6-3	21-78	22	6	0	159	39.8	
1990*	104	12	75	1786	162	1624	(26)	15-11	(26)	15-11	56-263	39	11	25	3	289	36.1
1991	147	34	92	2143	327	2470	(20)	14-6	(20)	14-6	63-267	59	20	34	5	421	42.1
1992	166	18	121	2797	327	2470	(18)	15-3	(18)	15-3	95-472	67	10	50	7	472	47.2
1993	187	47	124	3110	547	2563	(32)	20-12	(32)	20-12	124-596	76	23	44	9	571	47.6
1994	201	36	137	3081	547	2534	(23)	12-11	(23)	12-11	117-594	78	23	50	5	561	46.8
1995	190	37	136	3288	466	2822	(16)	12-4	(16)	12-4	118-587	81	27	47	7	605	50.4
1996	248	30	186	3840	271	3569	(23)	14-9	(23)	14-9	128-543	99	21	71	7	698	49.9
1997	230	37	165	3514	381	3133	(35)	23-12	(35)	23-12	118-521	74	24	46	4	548	39.1
1998	229	30	160	3925	337	3588	(23)	10-13	(23)	10-13	125-540	109	22	76	11	794	56.7
1999	236	20	166	3667	255	3412	(17)	10-7	(17)	10-7	111-547	93	19	67	7	690	49.3
2000	237	13	165	3603	281	3322	(23)	19-4	(23)	19-4	99-518	88	25	57	6	647	46.2
2001	242	10	179	3816	212	3604	(22)	14-8	(22)	14-8	102-642	103	23	73	7	760	54.3
2002	287	35	206	4681	228	3576	(30)	12-18	(30)	12-18	110-694						

# STORM HISTORY

## TAMPA BAY STORM DEFENSE YEAR-BY-YEAR

YEAR	1ST DOWNS			TOT			RUSH			PASS			TRNOVRS		PNLTIES		TOTAL			TDS			POINTS AVG.
	TOTAL	RUSH	PASS	PLAYS	NET YDS	NET YDS	NET YDS	NET YDS	NET YDS	NET YDS	INT-FUM	NO-YDS	NO-YDS	NO-YDS	RUSH	PASS	RET	RUSH	PASS	RET			
1987*	70	7	59	4	1146	77	1069	(20) 13-7	35-164	27	-	-	-	-	-	-	199	33.2					
1988*	175	17	135	23	3114	217	2897	(38) 21-17	101-451	64	-	-	-	-	-	-	491	40.9					
1989*	43	11	29	3	803	191	612	(10) 6-4	25-106	21	7	12	2	2	2	147	36.8						
1990*	123	36	72	15	393	403	1551	(17) 12-5	73-354	36	11	21	3	287	35.9	3	287	35.9					
1991	128	30	81	17	476	361	1640	(21) 6-15	66-220	43	15	26	2	309	30.9	2	309	30.9					
1992	153	18	107	28	480	261	2037	(26) 18-8	93-370	46	12	30	4	354	35.4	4	354	35.4					
1993	176	25	110	41	578	291	2153	(32) 21-11	95-389	52	11	35	6	389	32.4	6	389	32.4					
1994	181	30	118	33	538	452	2738	(30) 15-15	104-526	78	17	56	5	564	47.0	5	564	47.0					
1995	162	22	107	33	533	207	2326	(35) 19-16	97-388	49	13	33	3	378	31.5	3	378	31.5					
1996	216	27	150	39	607	3324	3110	(31) 21-10	110-484	68	17	47	4	504	36.0	4	504	36.0					
1997	187	21	136	30	561	2936	303	2633	(28) 17-11	126-556	69	13	45	11	548	39.1	11	548	39.1				
1998	208	14	157	43	611	3096	194	2902	(32) 20-12	129-575	68	13	51	4	513	36.6	4	513	36.6				
1999	209	19	146	44	627	3221	304	2917	(34) 13-21	151-763	63	12	47	4	488	34.9	4	488	34.9				
2000	201	14	157	30	599	3425	277	3148	(25) 11-14	130-625	80	14	57	9	598	42.7	9	598	42.7				
2001	210	18	164	28	601	3684	220	3464	(25) 9-16	122-759	81	16	61	4	613	43.8	4	613	43.8				
2002	251	27	182	41	554	3755	188	3567	(19) 6-13	118-749	99	16	70	13	715	51.1	13	715	51.1				
2003	304	27	217	60	705	4008	158	3850	(37) 22-15	104-651	96	18	69	8	689	43.0	8	689	43.0				
2004	272	27	206	39	666	4063	252	3811	(31) 14-17	143-858	110	16	79	15	799	49.9	15	799	49.9				
2005	307	38	226	43	710	4369	283	4086	(30) 15-15	134-797	112	25	82	5	779	48.7	5	779	48.7				
2006	302	48	227	27	696	4704	364	4340	(23) 15-8	126-763	120	25	85	10	862	53.9	10	862	53.9				
2007	323	32	246	45	715	4800	298	4502	(32) 21-11	130-784	116	14	91	11	825	51.6	11	825	51.6				
2008	331	35	244	52	698	4377	249	4128	(34) 18-16	137-793	123	21	94	8	876	54.8	8	876	54.8				
2010	326	54	216	56	755	4765	527	4238	(27) 16-11	163-1095	116	28	85	3	812	50.8	3	812	50.8				
2011	371	53	239	79	796	4904	485	4419	(30) 14-16	152-980	140	28	98	14	993	55.2	14	993	55.2				
2012	373	45	263	65	801	5204	285	4919	(39) 17-22	136-985	157	32	113	12	1108	61.6	12	1108	61.6				
2013	356	52	250	54	768	5028	402	4626	(43) 25-18	135-842	140	35	93	4	980	54.4	4	980	54.4				
2014	378	46	284	48	852	5501	449	5052	(36) 22-14	154-1068	129	28	98	3	953	52.9	3	953	52.9				
2015	348	50	240	58	766	4905	458	4447	(29) 13-16	145-1049	124	29	95	1	942	52.3	1	942	52.3				
TOTAL	6,684	843	4,768	1,078	16,231	99,552	8,370	91,182	(814) 440-374	7,234-18,144	2,425	486	1,673	168	17,688	46.3	168	17,688	46.3				

\* Pittsburgh Gladiators

NOTE:

1987: 6-game season  
1988: 12-game season

1989: 4-game season  
1990: 8-game season

1991-92: 10-game season  
1993-95: 12-game season

1996-2002: 14-game season  
2003-2010: 16-game season

2011-Present: 18-game season



## TAMPA BAY STORM

# RECORDS



## LAST TIME - REGULAR SEASON

### 300 YARDS TOTAL OFFENSE – TEAM

TAM: 8/8/15 at ORL (300)  
OPP: 7/11/15 vs ORL (374)

### 400 YARDS TOTAL OFFENSE – TEAM

TAM: 7/21/12 vs NOV (404)  
OPP: 6/14/14 at IOW (409)

### 300+ YARDS PASSING IN A GAME INDIVIDUAL

TAM: Jason Boltus, 8/8/15 at ORL (300)  
OPP: Randy Hippeard, 7/11/15 vs ORL (346)

### 7+ TOUCHDOWNS IN A GAME INDIVIDUAL

TAM: Jason Boltus, 7/18/15 at NOV (7)  
OPP: Adam Kennedy, 7/18/15 at NOV (7)

### 150 YARDS RECEIVING IN A GAME INDIVIDUAL

TAM: T.T. Toliver, 7/11/15 vs ORL (174)  
OPP: Anthony Jones, 6/12/15 vs JAX (162)

### 200 YARDS RECEIVING IN A GAME INDIVIDUAL

TAM: Joe Hills, 7/21/12 at SPO (215)  
OPP: Jamar Howard, 4/3/15 at PRO (221)

### 4+ TOUCHDOWN CATCHES IN A GAME INDIVIDUAL

TAM: T.T. Toliver, 7/11/15 vs. ORL (4)  
OPP: Joe Hills, 6/12/15 vs JAX (6)

### 12+ RECEPTIONS IN A GAME INDIVIDUAL

TAM: Julius Gregory, 8/8/15 at ORL (14)  
OPP: Anthony Jones, 6/12/15 vs JAX (12)

### 30+ YARDS RUSHING IN A GAME INDIVIDUAL

TAM: Jason Boltus, 7/18/15 at NOV (33)  
OPP: Derrick Ross, 7/25/15 at JAX (67)

### 3+ RUSHING TOUCHDOWNS IN A GAME INDIVIDUAL

TAM: Randy Hippeard, 6/21/14 vs. ORL (3)  
OPP: Derrick Ross, 7/25/15 at JAX (3)

### KICKOFF RETURN FOR A TOUCHDOWN INDIVIDUAL

TAM: Kendrick Ings, 7/11/15 vs ORL (1)  
OPP: Terrance Sanders, 7/26/14 at SPO (1)

### MFG RETURN FOR A TOUCHDOWN INDIVIDUAL

TAM: Jeroid Johnson, 3/16/08 at NVD  
OPP: Wendall Williams, 3/16/08 at NVD

### INTERCEPTION RETURN FOR A TOUCHDOWN INDIVIDUAL

TAM: James Harrell, 6/7/14 vs. PHI  
OPP: Kent Richardson and Joe Goosby, 5/23/15 vs PHI

### FUMBLE RECOVERY FOR A TOUCHDOWN INDIVIDUAL

TAM: T.T. Toliver, 7/18/15 at NOV  
OPP: Bryan Robinson, 6/26/15 at PHI

### TWO INTERCEPTIONS IN A GAME INDIVIDUAL

TAM: James Harrell, 5/30/15 vs NOV  
OPP: Jeremy Kelleem, 6/6/15 at ARI

### SAFETY SCORED INDIVIDUAL

TAM: TEAM, 7/20/13 vs PIT  
OPP: Bryan Robinson, 6/26/15 at PHI

### FIELD GOAL BLOCKED INDIVIDUAL

TAM: Frank Mays, 4/17/15 vs. NOV  
OPP: Brandon Johnson, 7/24/10 vs ALA

### PAT KICK BLOCKED INDIVIDUAL

TAM: Brandon Sesay, 7/18/15 at NOV (1)  
OPP: Arness Ikner, 8/8/15 vs ORL (1)

### TWO POINT ATTEMPT MADE INDIVIDUAL

TAM: Julius Gregory, 6/26/15 at PHI  
OPP: Greg Carr, 8/8/15 at ORL

### TWO POINT ATTEMPT FAILED INDIVIDUAL / TEAM

TAM: 8/8/15 at ORL  
OPP: 8/8/15 at ORL

### 60+ POINTS SCORED – TEAM

TAM: 7/11/15 vs ORL (62)  
OPP: 5/23/15 vs PHI (71)

### 70+ POINTS SCORED – TEAM

TAM: 4/19/14 at ORL (65)  
OPP: 5/23/15 vs PHI (71)

### WIN IN OVERTIME – TEAM

TAM: 6/14/16 at IOW  
OPP: 5/16/15 at ORL

## LAST TIME - POST SEASON

### 300 YARDS TOTAL OFFENSE – TEAM

TAM: 6/30/07 vs. CLB (318)  
OPP: 8/3/13 at JAX (354)

### 400 YARDS TOTAL OFFENSE – TEAM

TAM: Never been done.  
OPP: Never been done.

### 300 YARDS PASSING IN A GAME INDIV

TAM: Brett Dietz, 8/20/10 at Spokane (306)  
OPP: Jay Gruden, 6/7/03 vs. Orlando (341)

### 7+ TOUCHDOWNS IN A GAME INDIV

TAM: Never been done.  
OPP: TT Toliver, 8/14/10 vs. Orlando (7)

### 150 YARDS RECEIVING IN A GAME INDIV

TAM: George LaFrance, 8/16/96 vs. ARI (155)  
OPP: TT Toliver, 8/14/10 vs. Orlando (165)

### 200 YARDS RECEIVING IN A GAME INDIV

TAM: Never been done.  
OPP: Never been done.

### 4 TOUCHDOWN CATCHES IN A GAME INDIV

TAM: Terrill Shaw, 6/30/07 vs. Columbus (4)  
OPP: Marke White and Huey Whittaker, 8/20/10 at Spokane (4)

### 12+ RECEPTIONS IN A GAME INDIV

TAM: Never been done.  
OPP: Jeron Harvey, 8/3/13 at Jacksonville (13)

### 30 YARDS RUSHING IN A GAME INDIV

TAM: Bo Kelly, 6/22/03 vs. Arizona (31)  
OPP: Bernard Morris, 8/3/13 at Jacksonville (72)

### 3+ RUSHING TOUCHDOWNS IN A GAME INDIV

TAM: Eric Ortiz, 8/20/10 at Spokane (3)  
OPP: Lynn Bradford, 8/9/91 at Denver (3)

### 5 TOTAL TOUCHDOWNS IN A GAME INDIV

TAM: James Bowden, 7/29/00 vs. Milwaukee (6)  
OPP: Barry Wagner, 8/3/02 at San Jose (5)

### KICKOFF RETURN FOR A TOUCHDOWN INDIV

TAM: Eric Ortiz, 8/7/10 at Tulsa  
OPP: Chris Jackson, 5/29/05 at Georgia

### MFG RETURN FOR A TOUCHDOWN INDIV

TAM: Never been done.  
OPP: Troy Bergeron, 5/29/05 at Georgia

### INTERCEPTION RETURN FOR A TOUCHDOWN INDIV

TAM: T.T. Toliver, 6/7/03 vs. Orlando  
OPP: B.J. Barre, 6/30/07 vs. Columbus

### OPPONENT FUMBLE RECOVERY FOR A TOUCHDOWN INDIV

TAM: R.J. Roberts, 8/3/13 at Jacksonville  
OPP: Derrick Summers, 8/3/13 at Jacksonville

### TWO INTERCEPTIONS IN A GAME INDIV

TAM: Erick McIntosh, 8/7/10 at Tulsa (2)  
OPP: Jay Jones, 8/5/01 vs. Indiana (2)

### SAFETY SCORED INDIV

TAM: Darion Conner, 8/3/02 at San Jose  
OPP: Webbie Burnett, 8/23/98 vs. Orlando

### FIELD GOAL BLOCKED INDIV

TAM: Aric Anderson, 8/12/89 vs. Denver  
OPP: Emery Sammons, 8/20/10 at Spokane

### PAT KICK BLOCKED INDIV

TAM: Cliff Dukes, 8/20/10 at Spokane  
OPP: Marcus Keyes, 5/29/05 at Georgia

### TWO POINT ATTEMPT MADE INDIV

TAM: Terrence Royal, 8/14/10 vs. Orlando  
OPP: Jeff Hugley (2), 7/29/00 at Jacksonville

### TWO POINT ATTEMPT FAILED INDIV – TEAM

TAM: 6/5/04 at SJS (2)  
OPP: 8/3/13 at Jacksonville

### 60 POINTS SCORED -TEAM

TAM: 8/3/13 at Jacksonville (62)  
OPP: 8/3/13 at Jacksonville (69)

### 70 POINTS SCORED -TEAM

TAM: 7/29/00 vs. Milwaukee (72)  
OPP: Never been done.

### WIN IN OVERTIME -TEAM

TAM: Never been done.  
OPP: 8/16/97 at ARI

## INDIVIDUAL REGULAR SEASON HIGHS: GAME, SEASON & CAREER

### POINTS SCORED

Game – 42, George LaFrance vs. Houston, 5/16/98  
 Season – 262, Joe Hills, 2013  
 Career – 1,076, Lawrence Samuels, 1994-2000, 2002-10

### TOUCHDOWNS SCORED

Game – 7, George LaFrance vs. Houston, 5/16/98  
 Season – 43, Joe Hills, 2013  
 Career – 176, Lawrence Samuels, 1994-2000, 2002-10

### RUSHES ATTEMPTED

Game – 16, Adrian McPherson at Spokane, 4/27/2013  
 Season – 90, Adrian McPherson, 2013  
 Career – 416, Andre Bowden, 1991-93, 1997-2001, 2003-04

### RUSHING YARDS

Game – 72, Andre Bowden vs. Albany, 6/29/91  
 Season – 428, Adrian McPherson, 2013  
 Career – 1151, Andre Bowden, 1991-93, 1997-2001, 2003-04

### TOUCHDOWNS RUSHING

Game – 5, Adrian McPherson vs. Jacksonville, 3/23/13  
 Season – 31, Adrian McPherson, 2013  
 Career – 86, Andre Bowden, 1991-93, 1997-2001, 2003-04

### PASSES ATTEMPTED

Game – 63, Shane Stafford at Columbus, 5/6/06  
 Season – 714, Jason Boltus, 2015  
 Career – 2,143, Shane Stafford, 2001-02, 2004-06

### PASSES COMPLETED

Game – 38, Shane Stafford at Columbus, 5/6/06  
 Season – 408, Shane Stafford, 2006; Jason Boltus, 2015  
 Career – 1,357, Shane Stafford, 2001-02, 2004-06

### PASS YARDS

Game – 458, Shane Stafford vs. Orlando, 2/19/06  
 Season – 5,054 Brett Dietz, 2010  
 Career – 15,667, Shane Stafford, 2001-02, 2004-06

### PASSING TOUCHDOWNS

Game – 10, Brett Dietz at San Jose, 6/14/08  
 Season – 106, Brett Dietz, 2010  
 Career – 289, Shane Stafford, 2001-02, 2004-06

### PASS COMPLETION PERCENTAGE

Game – 90.9%, Adrian McPherson at Pittsburgh, 5/18/13  
 Season – 65.9%, Brett Dietz, 2007  
 Career – 65.0%, Brett Dietz, 2007-2010

### QUARTERBACK RATING

Game – 157.55, Adrian McPherson vs. New Orleans, 5/4/13  
 Season – 121.1, Brett Dietz, 2010  
 Career – 120.2, Brett Dietz, 2007-2010

### INTERCEPTIONS THROWN

Game – 5, J. Gruden vs. Orlando, 7/2/92; J. Kaleo vs. Milwaukee, 7/08/00  
 Season – 23, Jason Boltus, 2015  
 Career – 77, Jay Gruden, 1991-96

### RECEPTIONS

Game – 17, DeAndrew Rubin, vs. Orlando 7/31/10  
 Season – 133, Joe Hills, 2013  
 Career – 967, Lawrence Samuels, 1994-2000, 2002-10

### YARDS RECEIVING

Game – 259, Joe Hills, at Utah 4/6/13  
 Season – 1,861, Joe Hills, 2013  
 Career – 11,078, Lawrence Samuels, 1994-2000, 2002-10

### TOUCHDOWNS RECEIVING

Game – 7, George LaFrance vs. Houston, 5/16/98  
 Season – 42, Joe Hills, 2013  
 Career – 160, Lawrence Samuels, 1994-2000, 2002-10

### FIELD GOALS ATTEMPTED

Game – 6, Jay Feely at Florida, 4/22/00  
 Season – 32, Jorge Cimadevilla, 1995  
 Career – 60, Jorge Cimadevilla, 1995-96

### FIELD GOALS MADE

Game – 4, Matt George vs. New Orleans, 4/30/05  
 Season – 17, Matt George, 2005  
 Career – 31, Mike Black, 2001-02

### EXTRA POINTS ATTEMPTED

Game – 11, Matt Huerkamp vs. Florida, 6/3/00; Matt George at Columbus, 5/22/05  
 Season – 135, Juan Bongarra, 2013  
 Career – 313, Juan Bongarra, 2012 - 2014

### EXTRA POINTS MADE

Game – 10, Bjorn Nitmo at New Jersey, 5/30/98; Mike Black vs. Houston, 7/07/01; Matt George at Columbus, 5/22/05; Seth Marler at San Jose, 6/14/08  
 Season – 116, Juan Bongarra, 2012  
 Career – 274, Juan Bongarra, 2012-2014

### POINTS SCORED, KICKING

Game – 19, Bjorn Nitmo at New Jersey, 5/30/98  
 Season – 148, Matt George, 2005  
 Career – 287, Seth Marler, 2007-2008

### KICKOFF RETURNS

Game – 11, James Bowden at Carolina, 7/21/00  
 Season – 94, Michael Lindsey, 2014  
 Career – 326, Michael Lindsey, 2011-14

### KICKOFF RETURN YARDAGE

Game – 274, T.T. Toliver vs. Georgia, 7/20/02  
 Season – 1,745, Michael Lindsey, 2011  
 Career – 6,039, Michael Lindsey, 2011-14

### MISSED FG RETURNS

Game – 4, Stevie Thomas at New Orleans, 7/25/92; Eddie Brown at Albany, 6/26/93  
 Season – 24, George LaFrance, 1998  
 Career – 86, George LaFrance, 1994-99

### MISSED FG RETURN YARDAGE

Game – 96, George LaFrance at Florida, 5/23/98  
 Season – 427, George LaFrance, 1998  
 Career – 1,317, George La France, 1994-98

### COMBINED RETURNS

Game – 11, James Bowden at Carolina, 7/21/00  
 Season – 90, Michael Lindsey, 2013  
 Career – 354, George LaFrance, 1994-99

### COMBINED RETURN YARDAGE

Game – 317, T.T. Toliver vs. Georgia, 7/20/02  
 Season – 1,808, Michael Lindsey, 2011  
 Career – 6,434, George La France, 1994-99

### ALL-PURPOSE YARDS

Game – 345, James Bowden vs. Florida, 6/03/00  
 Season – 2,829, George LaFrance, 1996  
 Career – 11,870, George LaFrance, 1994-99

### TOTAL TACKLES

Game – 14.5, Jonathan Ordway vs. New Orleans, 4/30/05  
 Season – 128.5, Jean Fanor, 2014  
 Career – 455.5, Lawrence Samuels, 1994-2000, 2002-10

### SACKS

Game – 4.5, Jarriett Buie vs. Orlando, 6/17/11; Craig Walls vs. Denver, 7/17/87  
 Season – 13, Craig Wall, 1987  
 Career – 33.0, Andre Bowden, 1991-93, 1997-2001, 2003-04

### INTERCEPTIONS

Game – 3, Reggie Berry at Arizona, 7/11/92; L. Garner vs. Orlando, 8/13/94; Johnnie Harris at Orlando, 6/12/98  
 Season – 12, Tracey Perkins, 1997  
 Career – 34, Tracey Perkins, 1991-98

### INTERCEPTION RETURN YARDAGE

Game – 79, Corey Dowden at Orlando, 5/21/93  
 Season – 152, Jeroid Johnson, 2007  
 Career – 302, Tracey Perkins, 1991-99

### PASS BREAKUPS

Game – 11, Tommy Henry vs. Florida, 6/03/00  
 Season – 39, Alfred Phillips, 2015  
 Career – 112, Tracey Perkins, 1991-99

### PASSES DEFENDED (BREAKUPS AND INTERCEPTIONS)

Game – 11 (11/0), Tommy Henry vs. Florida, 6/03/00.  
 Season – 44 (33/11), Johnnie Harris, 1998  
 Career – 142 (108/34), Tracey Perkins, 1991-99

### LONGEST PASS RECEPTION

49 yards, Shane Stafford to Demetris Bendross vs. Dallas 3/12/06; Scott Milanovich to David Saunders at Dallas, 6/22/02; 49 yards, Jay Gruden to George LaFrance at Arizona, 7/30/94

### LONGEST RUSH

43 yards, Lynn Bradford at New Orleans, 6/15/91

### LONGEST MISSED FG RETURN

55 yards, Melvin Cunningham vs. Buffalo, 7/22/99

### LONGEST KICKOFF RETURN

58 yards, Chandler Williams, at Jacksonville 6/2/12; Michael Lindsey vs. Cleveland, 3/23/11; Sedrick Robinson vs. Orlando, 6/7/08; T.T. Toliver at Columbus, 4/25/04; T.T. Toliver vs. Austin, 4/18/04; James Bowden vs. Nashville, 6/17/00.

### LONGEST INTERCEPTION RETURN

53 yards, Lendy Holmes, 4/13/12 vs. Cleveland

### LONGEST FUMBLE RETURN

48 yards, R.J. Roberts vs. Pittsburgh, 7/20/13

### LONGEST FIELD GOAL MADE

53 yards, Matt Huerkamp at Buffalo, 7/02/99 and at Grand Rapids 6/24/00



## REGULAR SEASON TEAM RECORDS - THE MOST

### POINTS SCORED

Game: 82 vs. New England, 5/7/88  
Season: 1,021, 2012

### POINTS ALLOWED

Game: 83, twice at Philadelphia, 4/20/12, vs. Philadelphia 6/29  
Season: 1,108, 2012

### POINTS SCORED, BOTH TEAMS

162 vs. Philadelphia, 6/29/12 (79-83)

### MARGIN OF VICTORY

56 vs. New England, 5/7/88 (82-26)

### MARGIN OF DEFEAT

47 vs. Jacksonville, 7/25/15 (63-16)

### FIRST DOWNS

Game: 29 at Carolina, 3/11/03; at Bossier-Shreveport 5/15/10; at Orlando 4/19/14  
Season: 354, 2006 and 2010

### FIRST DOWNS ALLOWED

Game: 30 at San Jose, 7/11/14  
Season: 384, 2012

### TOTAL OFFENSE

Game: 452 vs. Orlando, 2/19/06  
Season: 5,482, 2012

### TOTAL OFFENSE ALLOWED

Game: 409 at Iowa, 6/14/14  
Season: 5,501, 2014

### RUSHING YARDS

Game: 122 vs. Albany 6/29/91  
Season: 611, 1991

### RUSHING YARDS ALLOWED

Game: 111 vs. Denver, 7/19/91  
Season: 527, 2010

### PASSING YARDS

Game: 450 vs. Orlando, 2/19/06  
Season: 5,151, 2012

### PASSING YARDS ALLOWED

Game: 397 at Iowa, 6/14/14  
Season: 5,052, 2014

### PASSING ATTEMPTS

Game: 63 at Columbus, 5/6/06  
Season: 726, 2015

### PASSING ATTEMPTS ALLOWED

Game: 58 at Nashville, 5/28/99  
Season: 693, 2014

### PASSING COMPLETIONS

Game: 38 at Columbus, 5/6/06  
Season: 420, 2012

### PASSING COMPLETIONS ALLOWED

Game: 34 at Dallas, 5/04/03; vs. Cleveland, 4/13/12; at Iowa, 6/14/14  
Season: 443, 2014

### PENALTIES FOR

Game: 20 at Orlando, 5/21/93  
Season: 186, 2010

### PENALTIES AGAINST

Game: 18 vs. Orlando, 7/29/95  
Season: 163, 2010

### PENALTY YARDS FOR

Game: 119 at Utah, 6/19/10  
Season: 1,288, 2010

### PENALTY YARDS AGAINST

Game: 138 vs. Cleveland, 7/26/14  
Season: 1,095, 2010

### POINTS SCORED IN 1ST QUARTER

34 vs. New England, 5/7/88

### POINTS ALLOWED IN 1ST QUARTER

28 at San Jose, 3/31/07 and vs. Orlando 7/31/10

### POINTS SCORED IN 2ND QUARTER

35 vs. Jacksonville, 6/12/15

### POINTS ALLOWED IN 2ND QUARTER

35 at Orlando, 4/14/07

### POINTS SCORED IN 3RD QUARTER

30 at San Jose, 8/02/97

### POINTS ALLOWED IN 3RD QUARTER

30 vs. Philadelphia, 5/23/15

### POINTS SCORED IN 4TH QUARTER

36 vs. Grand Rapids, 3/6/05

### POINTS ALLOWED IN 4TH QUARTER

30 at Orlando, 5/2/04

### POINTS SCORED IN OVERTIME

13 vs. Albany, 7/12/96

### POINTS ALLOWED IN OVERTIME

8 at Orlando, 5/16/15

### POINTS SCORED BY HALFTIME

56 vs. Jacksonville, 6/12/15

### POINTS ALLOWED BY HALFTIME

48 at San Jose, 3/31/07, at New Orleans, 3/16/08, at Philadelphia, 4/20/12

### POINTS SCORED THROUGH 3 QUARTERS

68 at Grand Rapids, 6/24/00

### POINTS ALLOWED THROUGH 3 QUARTERS

70 at Tulsa, 7/9/11

### POINTS SCORED IN SECOND HALF

50 vs. Grand Rapids, 3/06/05; at Columbus, 5/22/05

### POINTS ALLOWED IN SECOND HALF

55 at Spokane, 4/27/13

## REGULAR SEASON TEAM RECORDS - THE LEAST

### POINTS SCORED

Game: 9 vs. Detroit, 7/1/88  
Season: 159, 1989

### POINTS ALLOWED

Game: 7 vs. Miami, 6/10/95  
Season: 147, 1989

### POINTS SCORED, BOTH TEAMS

36, Tampa Bay at New York, 6/21/97 (TAM 27-9)

### MARGIN OF VICTORY

1, Seven Times - vs. Mass., 7/23/94 (51-50); vs. Orlando, 8/13/94 (40-39); at Ind., 5/31/02 (53-52); vs. Georgia, 2/10/06 (61-60); vs. Arizona, 5/1/10 (62-61); vs. Orlando, 6/21/14 (35-34); vs. New Orleans, 5/30/15

### MARGIN OF DEFEAT

1, Nine Times - vs. Orlando, 6/19/93 (45-46); vs. Las Vegas, 6/24/95 (37-38); at Orlando, 7/19/96 (39-40); at Florida, 4/22/00 (30-31); at Orlando, 5/12/00 (43-44); at Austin, 4/15/06 (59-60), vs. Arizona 4/13/08 (62-63); at Georgia 5/31/08 (55-56); at Orlando 5/16/15

### FIRST DOWNS

Game: 6 at Anaheim, 6/15/96  
Season: 62, 1989

### FIRST DOWNS ALLOWED

Game: 4 vs. Florida, 6/3/00  
Season: 43, 1989

### TOTAL YARDS

Game: 145 vs. Orlando, 7/27/91 and 5/21/93  
Season: 924, 1989

### TOTAL YARDS ALLOWED

Game: 73 vs. Florida, 6/3/00  
Season: 803, 1989

### RUSHING YARDS

Game: -9 vs. Milwaukee, 4/30/11  
Season: 52, 1989

### RUSHING YARDS ALLOWED

Game: -7 at Detroit, 5/18/01  
Season: 77, 1987

### PASSING YARDS

Game: 105 at Orlando, 7/27/91  
Season: 872, 1987

### PASSING YARDS ALLOWED

Game: 73 vs. Florida, 6/03/00  
Season: 612, 1989

### PASSING ATTEMPTS

Game: 16 at Orlando, 7/27/91  
Season: 128, 1989

### PASSING ATTEMPTS ALLOWED

Game: 16 vs. Orlando, 5/17/97  
Season: 96, 1989

### PASSING COMPLETIONS

Game: 7 at Orlando, 7/27/91  
Season: 65, 1989

### PASSING COMPLETIONS ALLOWED

Game: 7 vs. Cleveland, 5/15/93  
Season: 53, 1989

### POINTS SCORED IN 1ST QUARTER

0 – 29 times, last at Orlando 8/8/15

### POINTS ALLOWED IN 1ST QUARTER

0 – 28 times, last vs. Los Angeles 8/1/15

### POINTS SCORED IN 2ND QUARTER

0 – 12 times, last vs. Los Angeles 8/1/15

### POINTS ALLOWED IN 2ND QUARTER

0 – 13 times, last vs. Bossier-Shreveport 6/25/10

### POINTS SCORED IN 3RD QUARTER

0 – 24 times, last vs. Jacksonville 6/12/15

### POINTS ALLOWED IN 3RD QUARTER

0 – 38 times, last vs. Jacksonville 6/15/15

### POINTS SCORED IN 4TH QUARTER

0 – 14 times, last at Jacksonville, 7/25/15

### POINTS ALLOWED IN 4TH QUARTER

0 – 25 times, last vs. New Orleans, 4/17/15

### POINTS SCORED IN OVERTIME

0 – 5 times, last vs. Orlando 2/19/06

### POINTS ALLOWED IN OVERTIME

0 – 5 times, last at Iowa 6/14/14

### POINTS SCORED BY HALFTIME

0 vs. Denver, 7/19/91; at Orlando, 4/22/06; vs. Philadelphia, 5/23/15

### POINTS ALLOWED BY HALFTIME

0 vs. Miami, 6/10/95

### POINTS SCORED THROUGH THREE QUARTERS

7 at Los Angeles, 3/26/05

### POINTS ALLOWED THROUGH THREE QUARTERS

0 vs. Miami, 6/10/95

### POINTS SCORED IN SECOND HALF

0 vs. New Jersey, 6/14/97

### POINTS ALLOWED IN SECOND HALF

0 – six times, last vs. New Orleans, 4/17/15

## STORM ALL-TIME CAREER LEADERS

### RUSHING ATTEMPTS

1.	Andre Bowden	416
2.	Les Barley	241
3.	Cedric McKinnon	132
4.	David White	132
5.	Torrance Marshall	128
6.	Shane Stafford	105
7.	Adrian McPherson	90
8.	Tony Jones	87
9.	Jay Gruden	86
10.	Basil Proctor	84

### RUSHING YARDAGE

1.	Andre Bowden	1151
2.	Les Barley	777
3.	Cedric McKinnon	455
4.	Adrian McPherson	428
5.	David White	352
6.	Lynn Bradford	289
7.	Tony Jones	230
8.	Torrance Marshall	207
9.	Ivan Caesar	200
10.	Basil Proctor	191
11.	Dave Smith	179
12.	Travis Pearson	175
13.	Jason Boltus	164

### RUSHING TOUCHDOWNS

1.	Andre Bowden	86
2.	Les Barley	42
3.	Torrance Marshall	40
4.	Adrian McPherson	31
5.	Shane Stafford	28
6.	David White	26
7.	Cedric McKinnon	25
8.	Randy Hippeard	21
9.	Stephen Wasil	19
10.	Tony Jones	18
11.	Terrence Royal	17
12.	Umar Muhammad	16
13.	Basil Proctor	15
14.	John Kaleo	13
15.	Ivan Caesar	11
16.	Jason Boltus	10
17.	Jarrold Penright	10
18.	Rodney Filer	9

### YARDS PER RUSH (min. 50 att.)

1.	Adrian McPherson	4.8
2.	Travis Pearson	4.6
3.	Lynn Bradford	4.1
4.	Dave Smith	3.9
5.	Do Wright	3.7
6.	Ivan Caesar	3.6
7.	Cedric McKinnon	3.4
8.	Les Barley	3.2
9.	Aric Anderson	2.9
10.	Andre Bowden	2.8

### PASS ATTEMPTS

1.	Shane Stafford	2143
2.	Jay Gruden	1979
3.	John Kaleo	1515
4.	Brett Dietz	1460
5.	Peter Tom Willis	1255
6.	Randy Hippeard	762
7.	Brendan Folmar	559
8.	Stephen Wasil	489
9.	Jason Boltus	408
10.	Adrian McPherson	385

### PASS COMPLETIONS

1.	Shane Stafford	1357
2.	Jay Gruden	1180
3.	Brett Dietz	949
4.	John Kaleo	927
5.	Peter Tom Willis	718
6.	Jason Boltus	714
7.	Randy Hippeard	461
8.	Brendan Folmar	313
9.	Stephen Wasil	294
10.	Adrian McPherson	238

### PASSING YARDAGE

1.	Shane Stafford	15667
2.	Jay Gruden	15623
3.	Brett Dietz	12023
4.	John Kaleo	11728
5.	Peter Tom Willis	9490
6.	Randy Hippeard	5716
7.	Jason Boltus	5025
8.	Stephen Wasil	3664
9.	Brendan Folmar	3504
10.	Adrian McPherson	3151

### PASSING TOUCHDOWNS

1.	Shane Stafford	289
2.	Jay Gruden	280
3.	Brett Dietz	239
4.	John Kaleo	205
5.	Peter Tom Willis	176
6.	Randy Hippeard	117
7.	Jason Boltus	98
8.	Stephen Wasil	71
9.	Adrian McPherson	59
10.	Brian Zbydnievski	56

### COMPLETION PCT. (min. 200 att.)

1.	Brett Dietz	65.0
2.	Shane Stafford	63.3
3.	Brian Zbydnievski	62.3
4.	Adrian McPherson	61.8
5.	John Kaleo	61.2
6.	Stephen Wasil	60.1
7.	Jay Gruden	59.6
8.	Randy Hippeard	59.0
9.	Mike Hohensee	58.6
10.	Peter Tom Willis	57.2

### PASSER RATING (min. 200 att.)

1.	Adrian McPherson	120.6
2.	Brett Dietz	120.2
3.	Brian Zbydnievski	108.9
4.	Shane Stafford	108.5
5.	John Kaleo	106.2
6.	Mike Hohensee	105.3
7.	Stephen Wasil	105.2
8.	Randy Hippeard	105.2
9.	Peter Tom Willis	104.0
10.	Jay Gruden	103.8

### RECEPTIONS

1.	Lawrence Samuels	967
2.	Stevie Thomas	519
3.	George LaFrance	391
4.	T.T. Toliver	369
5.	Freddie Solomon	343
6.	Hank Edwards	332
7.	Amarri Jackson	312
8.	Joe Hills	272
9.	David Saunders	173
10.	James Bowden	160
11.	Michael Lindsey	157
12.	Cliff Dell	146
13.	Terrill Shaw	143
14.	Tyrone Timmons	141
15.	Huey Whittaker	129
16.	Prechae Rodriguez	125
17.	Bobby Byrd	100
18.	Julius Gregory	98
19.	Russell Hairston	92
20.	Julius Dawkins	90

### RECEIVING YARDAGE

1.	Lawrence Samuels	11078
2.	Jay Gruden	7784
3.	George LaFrance	5392
4.	Freddie Solomon	4662
5.	Hank Edwards	4641
6.	T.T. Toliver	4585
7.	Amarri Jackson	3972
8.	Joe Hills	3761
9.	Terrill Shaw	2065
10.	James Bowden	2064

### RECEIVING TOUCHDOWNS

1.	Lawrence Samuels	160
2.	Stevie Thomas	150
3.	George LaFrance	127
4.	Hank Edwards	95
5.	Joe Hills	93
6.	Freddie Solomon	92
7.	T.T. Toliver	89
8.	Amarri Jackson	76
9.	Tyrone Timmons	50
10.	David Saunders	44
11.	Cliff Dell	41
13.	James Bowden	35
14.	Terrill Shaw	34
15.	Prechae Rodriguez	32
16.	Jay Gruden	32
17.	Charles Wilson	30
18.	Huey Whittaker	28
19.	Julius Gregory	27
20.	Michael Lindsey	27

### YARDS PER REC. (min. 100 rec.)

1.	Stevie Thomas	15.0
2.	Joe Hills	14.6
3.	Hank Edwards	14.4
4.	Terrill Shaw	14.4
5.	Joe Hills	13.8
5.	George LaFrance	13.8
7.	Freddie Solomon	13.6
8.	Prechae Rodriguez	13.2
9.	James Bowden	12.9
10.	Amarri Jackson	12.7
11.	T.T. Toliver	12.4

### KICKOFF RETURN YARDS

1.	Michael Lindsey	6039
2.	George LaFrance	5116
3.	T.T. Toliver	2510
4.	James Bowden	2120
5.	Freddie Solomon	1758
6.	Sedrick Robinson	1735
7.	Kendrick Ings	1435
8.	Stevie Thomas	1085
9.	Demetris Bendross	930
10.	Chandler Williams	829

### YARDS PER KO RET. (min. 50 ret.)

1.	James Bowden	21.9
2.	T.T. Toliver	21.3
3.	George LaFrance	18.9
4.	Michael Lindsey	18.5
5.	Kendrick Ings	17.5
5.	Sedrick Robinson	17.5
7.	Demetris Bendross	17.2
8.	Freddie Solomon	16.4
9.	Stevie Thomas	16.0

### MFG RETURN YARDAGE

1.	George LaFrance	1317
2.	Stevie Thomas	327
3.	Freddie Solomon	294
4.	T.T. Toliver	265
5.	Brown, Eddie	259
6.	Brad Calip	208
7.	Mike Black	201
8.	Thomas Monroe	167
9.	James Bowden	145
10.	Wayne Walker	143

### COMBINED RETURN YARDS

1.	George LaFrance	6433
2.	Michael Lindsey	6116
3.	T.T. Toliver	2775
4.	Bowden, James	2265
5.	Freddie Solomon	2052
6.	Sedrick Robinson	1746
7.	Kendrick Ings	1473
8.	Stevie Thomas	1412
9.	Melvin Cunningham	1010
10.	Demetris Bendross	982

### ALL-PURPOSE YARDAGE

1.	George LaFrance	11870
2.	Lawrence Samuels	11651
3.	Stevie Thomas	9393
4.	Michael Lindsey	8273
5.	T.T. Toliver	7469
6.	Freddie Solomon	6742
7.	Hank Edwards	4875
8.	James Bowden	4356
9.	Amarri Jackson	4162
10.	Joe Hills	3787
11.	Tyrone Timmons	2665
12.	Kendrick Ings	2473

### POINTS SCORED (non-kicking)

1.	Lawrence Samuels	1076
2.	Stevie Thomas	954
3.	George LaFrance	810
4.	Freddie Solomon	606
5.	T.T. Toliver	582
6.	Hank Edwards	580
7.	Joe Hills	572
8.	Andre Bowden	546
9.	Amarri Jackson	470
10.	Tyrone Timmons	306

### POINTS SCORED (kicking)

1.	Juan Bongarra	295
2.	Seth Marler	285
3.	Mike Black	265
4.	Jorge Cimadevilla	200
5.	Matt Huerkamp	196
6.	Matt George	172
7.	Bill Gramatica	133
8.	Bjorn Nitmo	123
9.	Garrett Rivas	120
10.	Arden Czynzewski	114

### EXTRA POINTS ATTEMPTED

1.	Juan Bongarra	313
2.	Seth Marler	224
3.	Mike Black	189
4.	Jorge Cimadevilla	168
5.	Matt Huerkamp	140
6.	Garrett Rivas	123
7.	Matt George	120
8.	Bill Gramatica	112
9.	Rusty Fricke	105
10.	Craig Peterson	98

### EXTRA POINTS MADE

1.	Juan Bongarra	274
2.	Seth Marler	204
3.	Mike Black	175
4.	Jorge Cimadevilla	143
5.	Matt Huerkamp	127
6.	Matt George	109
7.	Garrett Rivas	105
8.	Bill Gramatica	94
9.	Craig Peterson	85
10.	Bjorn Nitmo	84

### EXTRA POINT PCT. (min. 50 att.)

1.	Mike Black	92.6
2.	Seth Marler	91.1
3.	Matt George	90.8
4.	Matt Huerkamp	90.7
5.	Bjorn Nitmo	90.3
6.	Arden Czynzewski	87.6
7.	Juan Bongarra	87.5
8.	Craig Peterson	86.7
9.	Garrett Rivas	85.4
10.	Jorge Cimadevilla	85.1

### FIELD GOALS ATTEMPTED

1.	Rusty Fricke	83
2.	Jorge Cimadevilla	57
3.	Mike Black	56
4.	Matt Huerkamp	51
5.	Paul Hickert	43
6.	Seth Marler	39
7.	Matt George	36
8.	Bill Gramatica	33
9.	Arden Czynzewski	32
10.	Bjorn Nitmo	30

### FIELD GOALS MADE

1.	Mike Black	30
2.	Seth Marler	27
3.	Matt Huerkamp	23
4.	Matt George	21
5.	Jorge Cimadevilla	19
6.	Fricke, Rusty	17
7.	Bill Gramatica	13
7.	Bjorn Nitmo	13
9.	Juan Bongarra	12
9.	Arden Czynzewski	12
11.	Paul Hickert	11

### FIELD GOAL PCT. (min. 20 att.)

1.	Seth Marler	69.2
2.	Matt George	58.3
3.	Mike Black	53.6
4.	Juan Bongarra	50.0
4.	Fich Fall	45.5
6.	Matt Huerkamp	45.1
7.	Bjorn Nitmo	43.3
8.	Bill Gramatica	38.4
8.	Arden Czynzewski	37.5
10.	Jorge Cimadevilla	33.3

### INTERCEPTIONS

1.	Tracey Perkins	34
2.	Lawrence Samuels	32
3.	Johnnie Harris	18
4.	Chris Smith	14
4.	Jeroid Johnson	14
6.	James Harrell	12
6.	Corey Dowden	12
8.	Stevie Thomas	10
9.	Jonathan Ordway	9
10.	Erick McIntosh	8
10.	Tramain Jones	8
10.	Rock Richmond	8
10.	Omarr Smith	8
10.	Wayne Williams	8

### OPP. FUMBLE RECOVERIES

1.	Lawrence Samuels	32
2.	Andre Bowden	14
3.	James Harrell	8
3.	Nyle Wiren	8
5.	Les Barley	7
5.	Ernest Certain	7
7.	Antoine Worthman	6
7.	Cliff Dukes	6
7.	Jermaine Smith	6
10.	Corey Dowden	5
10.	Michael Hawthorne	5
10.	Jeff Mayes	5
10.	Traco Rachel	5
10.	Omarr Smith	5
10.	Stevie Thomas	5

### FORCED FUMBLES

1.	Lawrence Samuels	20
2.	Nyle Wiren	12
3.	Tim McGill	11
4.	Robert Goff	9
5.	Andre Bowden	7
5.	Tracey Perkins	7
7.	Les Barley	6
7.	Tom Briggs	6
7.	Darion Conner	6
7.	Lynn Rowland	6
11.	Sylvester Bembery	5
11.	Deonte Bolden	5
11.	Karl Coles	5
11.	Keita Crespina	5
11.	Cliff Dukes	5
11.	Tommy Henry	

## STORM ALL-TIME SEASON LEADERS

### RUSHING ATTEMPTS

1.	McPherson, Adrian	2013	90
2.	Bowden, Andre	1993	81
3.	Marshall, Torrance	2008	73
4.	Boltus, Jason	2015	68
5.	Barley, Les	1999	63
6.	Bradford, Lynn	1998	61
7.	Bradford, Lynn	1991	61
8.	Bowden, Andre	2000	59
9.	Marshall, Torrance	2007	55
10.	McKinnon, Cedric	1995	53
11.	Barley, Les	1994	52

### RUSHING YARDAGE

1.	McPherson, Adrian	2013	428
2.	Bowden, Andre	1993	308
3.	Bradford, Lynn	1991	261
4.	Barley, Les	1998	232
5.	McKinnon, Cedric	1995	222
6.	Barley, Les	1997	183
7.	Pearson, Travis	1994	175
8.	McKinnon, Cedric	1996	166
9.	Boltus, Jason	2015	164
10.	Bowden, Andre	2000	156
11.	Barley, Les	1994	147

### RUSHING TOUCHDOWNS

1.	McPherson, Adrian	2013	31
2.	Marshall, Torrance	2008	23
3.	Wasil, Stephen	2012	19
4.	Marshall, Torrance	2007	17
5.	Hippeard, Randy	2014	16
6.	Barley, Les	1998	15
7.	Bowden, Andre	1993	15
8.	Bowden, Andre	2000	14
9.	McKinnon, Cedric	1995	13
10.	Royal, Terrence	2010	11
11.	White, David	2003	11
12.	Barley, Les	1999	11

### YDS PER RUSH

(min. 3 att. per team game)			
1.	McPherson, Adrian	2013	4.8
2.	Pearson, Travis	1994	4.6
3.	Bradford, Lynn	1991	4.3
4.	Barley, Les	1997	4.3
5.	McKinnon, Cedric	1995	4.2
6.	Barley, Les	1998	3.8
7.	Bowden, Andre	1993	3.8
8.	Wright, Bo	1991	3.7
9.	Bowden, Andre	1991	3.5
10.	McKinnon, Cedric	1996	3.4

### PASS ATTEMPTS

1.	Boltus, Jason	2015	714
2.	Stafford, Shane	2006	650
3.	Stafford, Shane	2005	631
4.	Hippeard, Randy	2014	596
5.	Dietz, Brett	2008	586
6.	Dietz, Brett	2010	572
7.	Kaleo, John	2003	508
8.	Wasil, Stephen	2012	489
9.	Gruđen, Jay	1996	443
10.	Stafford, Shane	2004	441
11.	Willis, Peter Tom	1998	425

### PASS COMPLETIONS

1.	Boltus, Jason	2015	408
2.	Stafford, Shane	2006	408
3.	Stafford, Shane	2005	405
4.	Dietz, Brett	2008	377
5.	Dietz, Brett	2010	373
6.	Hippeard, Randy	2014	350
7.	Kaleo, John	2003	316
8.	Wasil, Stephen	2012	294
9.	Stafford, Shane	2004	278
10.	Gruđen, Jay	1996	274
11.	Willis, Peter Tom	1998	255
12.	Willis, Peter Tom	1999	238
13.	McPherson, Adrian	2013	238

### PASSING YARDAGE

1.	Dietz, Brett	2010	5054
2.	Boltus, Jason	2015	5025
3.	Stafford, Shane	2006	4793
4.	Dietz, Brett	2008	4574
5.	Stafford, Shane	2005	4522
6.	Hippeard, Randy	2014	4406
7.	Kaleo, John	2003	4189
8.	Wasil, Stephen	2012	3684
9.	Gruđen, Jay	1996	3616
10.	Stafford, Shane	2004	3418
11.	Willis, Peter Tom	1998	3411
12.	Willis, Peter Tom	1999	3233
13.	McPherson, Adrian	2013	3151

### PASS TOUCHDOWNS

1.	Dietz, Brett	2010	106
2.	Boltus, Jason	2015	98
3.	Hippeard, Randy	2014	93
4.	Dietz, Brett	2008	86
5.	Stafford, Shane	2006	86
6.	Stafford, Shane	2005	83
7.	Kaleo, John	2003	75
8.	Wasil, Stephen	2012	71
9.	Gruđen, Jay	1996	70
9.	Willis, Peter Tom	1998	70
11.	Stafford, Shane	2004	67
12.	Willis, Peter Tom	1999	65
13.	Kaleo, John	2001	59
14.	McPherson, Adrian	2013	59

### COMPLETION PCT.

(min. 14 att. per team game)			
1.	Dietz, Brett	2007	65.9
2.	Dietz, Brett	2010	65.2
3.	Dietz, Brett	2008	64.3
4.	Stafford, Shane	2005	64.2
5.	Gruđen, Jay	1991	63.8
6.	Stafford, Shane	2004	63.0
7.	Stafford, Shane	2002	62.8
8.	Stafford, Shane	2006	62.8
9.	Zydniewski, Brian	2011	62.8
10.	Kaleo, John	2003	62.2
11.	Gruđen, Jay	1996	61.9

### PASSER RATING

(min. 14 att. per team game)			
1.	Dietz, Brett	2010	121.2
2.	McPherson, Adrian	2013	120.6
3.	Dietz, Brett	2007	119.3
4.	Dietz, Brett	2008	116.4
5.	Willis, Peter Tom	1998	115.3
6.	Kaleo, John	2003	114.5
7.	Gruđen, Jay	1996	114.0
8.	Willis, Peter Tom	1999	112.9
9.	Stafford, Shane	2004	112.6
10.	Stafford, Shane	2005	109.1

### RECEPTIONS

1.	Hills, Joe	2013	133
2.	Rodriguez, Prechae	2012	125
2.	Jackson, Amarr	2011	125
2.	Whittaker, Huey	2011	125
5.	Samuels, Lawrence	2005	123
6.	Samuels, Lawrence	2007	122
7.	Samuels, Lawrence	2008	121
8.	Timmons, Tyrone	2010	118
9.	Samuels, Lawrence	2006	115
10.	Edwards, Hank	2010	114
11.	Toliver, T.T.	2015	112
12.	Jackson, Amarr	2014	110
13.	Solomon, Freddie	2003	106
14.	Edwards, Hank	2011	101
15.	Shaw, Terrill	2007	101
16.	Hills, Joe	2014	100
16.	LaFrance, George	1996	100
17.	Toliver, T.T.	2007	99

### RECEIVING YARDAGE

1.	Hills, Joe	2013	1861
2.	Edwards, Hank	2010	1749
3.	Rodriguez, Prechae	2012	1653.4
4.	Jackson, Amarr	2011	1619
5.	Solomon, Freddie	2003	1552
6.	Toliver, T.T.	2014	1536
7.	Samuels, Lawrence	2005	1411
7.	Shaw, Terrill	2007	1411
9.	Whittaker, Huey	2011	1405
10.	Timmons, Tyrone	2010	1383
11.	Edwards, Hank	2008	1348
12.	Jackson, Amarr	2014	1341
13.	Samuels, Lawrence	2006	1306
14.	Edwards, Hank	2011	1293
15.	LaFrance, George	1996	1258
16.	Hills, Joe	2014	1252

### RECEIVING TOUCHDOWNS

1.	Hills, Joe	2013	42
2.	Hills, Joe	2014	38
3.	Timmons, Tyrone	2010	37
4.	Edwards, Hank	1998	36
5.	Toliver, T.T.	2015	35
5.	Jackson, Amarr	2011	35
5.	LaFrance, George	1998	35
8.	Rodriguez, Prechae	2012	32
8.	Solomon, Freddie	2004	32
10.	LaFrance, George	1996	30
11.	Whittaker, Huey	2011	28
11.	Solomon, Freddie	2003	28
11.	Edwards, Hank	2008	28
14.	Gregory, Julius	2015	27
15.	Bowden, James	2001	26
15.	Thomas, Stevie	1992	26
17.	Shaw, Terrill	2007	24

### YARDS PER RECEPTION

(min. 2 rec. per team game)			
1.	Williams, Alvin	1989	19.6
2.	Thomas, Stevie	1992	17.8
3.	Thomas, Stevie	1993	17.4
4.	Hairston, Russell	1987	16.8
4.	LaFrance, George	1994	16.8
6.	Rubin, DeAndrew	2010	15.9
6.	Edwards, Hank	2008	15.9
8.	Edwards, Hank	2010	15.3
8.	Howard, Anthony	1991	15.3
8.	LaFrance, George	1998	15.3

### KICKOFF RETURN YARDS

1.	Lindsey, Michael	2011	1745
2.	Lindsey, Michael	2014	1665
3.	Lindsey, Michael	2013	1537
4.	Ings, Kendrick	2015	1435
5.	LaFrance, George	1996	1282
6.	Bowden, James	2001	1276
7.	Toliver, T.T.	2004	1233
8.	Robinson, Sedrick	2008	1199
9.	Lindsey, Michael	2012	1052
10.	Solomon, Freddie	2003	1038
11.	LaFrance, George	1997	1024
12.	Bowden, James	2000	844
13.	LaFrance, George	1995	843
14.	LaFrance, George	1994	815

### MFG RETURN YARDAGE

1.	LaFrance, George	1998	427
2.	LaFrance, George	1996	288
3.	LaFrance, George	1995	267
4.	Calip, Brad	1991	208
5.	Solomon, Freddie	2003	192
6.	Cunningham, Melvin	1999	177
7.	LaFrance, George	1997	176
8.	Monroe, Thomas	1990	167
9.	Brown, Eddie	1993	164
10.	Thomas, Stevie	1993	142

### COMBINED RETURN YARDS

1.	Lindsey, Michael	2011	1808
2.	Lindsey, Michael	2014	1679
3.	LaFrance, George	1996	1570
4.	Lindsey, Michael	2013	1537
5.	Ings, Kendrick	2015	1435
6.	Bowden, James	2001	1319
7.	Toliver, T.T.	2004	1296
8.	Solomon, Freddie	2003	1230
9.	LaFrance, George	1997	1200
10.	LaFrance, George	1998	1168
11.	LaFrance, George	1995	1110

### ALL-PURPOSE YARDS

1.	LaFrance, George	1996	2828
2.	Solomon, Freddie	2003	2805
3.	Bowden, James	2001	2550
4.	Ings, Kendrick	2015	2473
5.	Lindsey, Michael	2013	2361
6.	LaFrance, George	1997	2331
7.	Lindsey, Michael	2011	2246
8.	Lindsey, Michael	2014	2209
9.	LaFrance, George	1998	2162
10.	Toliver, T.T.	2004	2114
11.	LaFrance, George	1995	2069
12.	Williams, Chandler	2012	1930
13.	Edwards, Hank	2010	1822
14.	Bowden, James	2000	1806

### POINTS SCORED (non-kicking)

1.	Hills, Joe	2013	262
2.	Hills, Joe	2014	232
3.	Timmons, Tyrone	2010	228
4.	Jackson, Amarr	2011	218
5.	Toliver, T.T.	2015	216
5.	Edwards, Hank	2010	216
8.	LaFrance, George	1998	216
8.	Solomon, Freddie	2003	204
8.	Solomon, Freddie	2004	204
10.	Rodriguez, Prechae	2012	196
10.	LaFrance, George	1996	196
11.	Bowden, James	2001	184

### POINTS SCORED (kicking)

1.	George, Matt	2005	148
2.	Marler, Seth	2008	145
3.	Marler, Seth	2007	140
4.	Bongarra, Juan	2012	131
5.	Black, Mike	2001	130
5.	Gramatica, Bill	2006	130
7.	Huerkamp, Matt	1999	124
8.	Nittmo, Bjorn	1998	123
9.	Rivas, Garrett	2010	120
10.	Cinadevilla, Jorge	1995	108
11.	Black, Mike	2002	107

### EXTRA POINTS ATTEMPTED

1.	Bongarra, Juan	2012	135
2.	Marler, Seth	2008	125
3.	Rivas, Garrett	2010	123
4.	Gramatica, Bill	2006	108
5.	George, Matt	2005	106
6.	Marler, Seth	2007	99
7.	Peterson, Craig	2015	98
8.	Bongarra, Juan	2013	94
8.	Chilton, Kyle	2011	94
8.	Black, Mike	2001	94
11.	Nittmo, Bjorn	1998	93
12.	Cinadevilla, Jorge	1996	89
13.	Huerkamp, Matt	1999	87

### EXTRA POINTS MADE

1.	Bongarra, Juan	2012	116
2.	Marler, Seth	2008	112
3.	Rivas, Garrett	2010	105
4.	George, Matt	2005	97
5.	Gramatica, Bill	2006	94
6.	Marler, Seth	2007	92
7.	Bongarra, Juan	2013	91
7.	Black, Mike	2001	91
9.	Peterson, Craig	2015	85
10.	Nittmo, Bjorn	1998	



## STORM ALL-TIME SINGLE GAME LEADERS

### PASS COMPLETIONS

- 38 Shane Stafford: 5/6/06, at Columbus
- 36 Shane Stafford: 2/19/06, vs. Orlando (OT)
- 33 Brett Dietz: 5/15/10, at Bossier-Shreveport
- 32 Brett Dietz: 7/31/10, vs. Orlando
- 32 Shane Stafford: 2/25/05, at New Orleans (OT)
- 31 Jason Boltus: 7/18/15, at New Orleans
- 31 Randy Higginson: 4/19/14, at Orlando
- 31 Scott Stafford: 3/20/05, at Philadelphia
- 31 Steve Milanovich: 5/31/02, at Indiana
- 31 Brett Dietz: 3/29/08, at Philadelphia
- 1130 Brett Dietz: 4/16/10, vs. Dallas
- 1130 Shane Stafford: 3/13/05, vs. Arizona

### PASS ATTEMPTS

- 63 Shane Stafford: 5/6/06, at Columbus
- 55 Jason Boltus: 3/27/15, vs. Cleveland
- 54 Shane Stafford: 2/25/05, at New Orleans (OT)
- 52 Shane Stafford: 2/19/06, vs. Orlando (OT)
- 52 Scott Milanovich: 6/22/02, at Dallas (OT)
- 52 Jay Gruden: 7/1/94, at Orlando
- 51 John Kaleo: 7/1/91, vs. Orlando
- 49 Brett Dietz: 7/21/10, vs. Orlando
- 49 Pat O'Hara: 3/14/04, vs. New York
- 107 Stephen Wasil: 4/6/12, at New Orleans
- 107 Stephen Wasil: 3/16/12, vs. Georgia
- 107 Scott Milanovich: 5/31/02, at Indiana

### PASSING YARDS

- 458 Shane Stafford: 2/19/06, vs. Orlando (OT)
- 424 Shane Stafford: 2/25/06, vs. Austin
- 400 Brett Dietz: 3/29/08, at Philadelphia
- 398 Brett Dietz: 7/31/10, vs. Orlando
- 395 Brett Dietz: 5/15/10, at Bossier-Shreveport
- 391 Stephen Wasil: 7/21/12, at Spokane
- 367 Shane Stafford: 5/6/06, at Columbus
- 363 Jason Boltus: 3/27/15, vs. Cleveland
- 360 Randy Higginson: 4/19/14, at Orlando
- 375 Nick Hill: 6/15/12, at Orlando

### PASSING TOUCHDOWNS

- 10 Brett Dietz: 6/12/08, at San Jose
- 9 Randy Higginson: 4/19/14, at Orlando
- 9 Brett Dietz: 6/19/10, at Utah
- 9 Brett Dietz: 5/1/10, vs. Arizona
- 8 Jason Boltus: 5/16/15, at Cleveland
- 8 Adrian McPherson: 3/30/13, vs. Cleveland
- 8 Brian Zbydniowski: 6/11/11, vs. Pittsburgh
- 8 Brett Dietz: 7/2/10, vs. Chicago
- 8 Brett Dietz: 6/25/10, vs. Bossier-Shreveport
- 8 Brett Dietz: 4/3/10, at Tulsa
- 8 Brett Dietz: 6/7/07, vs. Orlando
- 8 Brett Dietz: 6/7/07, at New Orleans
- 8 Brett Dietz: 5/18/07, vs. Arizona
- 8 Shane Stafford: 4/1/06, vs. Utah
- 8 Shane Stafford: 2/19/06, vs. Orlando (OT)
- 8 Shane Stafford: 1/30/05, vs. San Jose
- 8 Shane Stafford: 5/9/04, vs. Los Angeles
- 8 Shane Stafford: 2/13/04, vs. Georgia
- 8 John Kaleo: 5/07/01, at Grand Rapids
- 8 John Kaleo: 6/24/00, at Grand Rapids
- 8 Jay Gruden: 7/18/92, vs. Albany

### COMPLETION PERCENTAGE (min. 20 attempts)

- 90.3 Adrian McPherson: 5/18/13, at Pittsburgh
- 89.0 Jay Gruden: 7/18/92, vs. Albany
- 82.8 Stony Case: 4/07/07, vs. New Orleans
- 82.5 Brett Dietz: 5/15/10, at Bossier-Shreveport
- 82.1 John Kaleo: 5/04/00, vs. Carolina
- 81.3 Brett Dietz: 5/06/07, at Austin
- 80.0 Shane Stafford: 1/30/05, vs. San Jose
- 79.3 Grant Gregory: 4/15/11, at Philadelphia
- 79.3 Peter Tom Willis: 7/03/98, at Houston
- 78.3 Peter Tom Willis: 7/17/98, vs. New Jersey

### PASSER RATING (min. 20 attempts)

- 157.1 Jay Gruden: 7/18/92, vs. Albany
- 155.3 John Kaleo: 3/02/03, vs. Detroit
- 154.4 Brett Dietz: 7/02/10, vs. Chicago
- 152.0 Brett Dietz: 4/13/08, vs. Arizona
- 151.7 Adrian McPherson: 5/18/13, at Pittsburgh
- 151.1 Brett Dietz: 6/25/10, vs. Bossier-Shreveport
- 150.0 John Kaleo: 5/04/00, vs. Carolina
- 149.3 Brett Dietz: 6/02/07, at New Orleans
- 149.0 John Kaleo: 6/03/00, vs. Florida
- 148.1 Brett Dietz: 5/15/10, at Bossier-Shreveport

### RECEPTIONS

- 17 DeAndrew Rubin: 7/31/10, vs. Orlando
- 16 Joe Hills: 4/6/13, at Utah
- 15 Greg Ellingson: 3/23/13, vs. Jacksonville
- 15 Huey Whittaker: 4/23/11, vs. Dallas
- 15 Lawrence Samuels: 2/19/06, vs. Orlando (OT)
- 15 James Bowden: 6/1/01, vs. Carolina (OT)
- 14 Jilius Gregory: 8/8/15, at Orlando
- 14 Chandler Williams: 3/30/12, vs. Jacksonville
- 14 Amari Jackson: 6/25/11, at Jacksonville
- 14 Amari Jackson: 5/13/11, vs. Kansas City
- 14 Hank Edwards: 6/19/10, at Utah
- 14 Freddie Solomon: 5/6/06, at Columbus
- 14 Freddie Solomon: 5/18/03, at Grand Rapids

### RECEIVING YARDS

- 259 Joe Hills: 4/6/13, at Utah
- 245 DeAndrew Rubin: 7/31/10, vs. Orlando
- 220 Amari Jackson: 6/15/12, at Orlando
- 215 Joe Hills: 7/21/12, Spokane
- 209 Hank Edwards: 6/25/10, vs. Bossier-Shreveport
- 199 Stevie Thomas: 6/27/92, at Dallas
- 195 Hank Edwards: 6/19/10, at Utah
- 193 Huey Whittaker: 4/23/11, vs. Dallas
- 190 James Bowden: 6/10/01, at Orlando
- 188 Hank Edwards: 3/16/08, at New Orleans

### RECEIVING TOUCHDOWNS

- 7 George LaFrance: 5/16/98, vs. Houston
- 5 Joe Hills: 5/3/14, vs. Portland
- 5 T.T. Toliver: 4/19/14, at Orlando
- 5 Amari Jackson: 3/29/14, vs. Orlando
- 5 Joe Hills: 4/27/13, at Spokane
- 5 Joe Hills: 4/6/13, at Utah
- 5 Prechae Rodriguez: 4/6/12, at New Orleans
- 5 Amari Jackson: 6/17/11, vs. Orlando
- 5 Huey Whittaker: 4/23/11, vs. Dallas
- 5 Tyrone Timmons: 6/25/10, vs. Bossier-Shreveport
- 5 Hank Edwards: 6/19/10, at Utah
- 5 DeAndrew Rubin: 5/1/10, vs. Arizona
- 5 Tyrone Timmons: 4/3/10, at Tulsa
- 5 Hank Edwards: 6/14/08, at San Jose
- 5 Hank Edwards: 3/16/08, at New Orleans
- 5 Freddie Solomon: 2/13/04, vs. Georgia
- 5 Gunnard Twymmer: 7/7/01, vs. Houston
- 5 James Bowden: 5/27/01, at Grand Rapids
- 5 George LaFrance: 5/11/96, vs. Texas

### YARDS PER RECEPTION (min. 3 receptions)

- 30.4 George LaFrance: 07/21/95, vs. Connecticut
- 30.3 Freddie Solomon: 05/11/03, vs. San Jose
- 29.7 Stevie Thomas: 07/09/93, at Charlotte
- 29.5 George LaFrance: 05/30/98, at New Jersey
- 27.3 Freddie Solomon: 03/28/03, vs. Arizona
- 26.9 Joe Hills: 7/21/12, at Spokane
- 26.7 Lawrence Samuels: 02/25/06, vs. Austin
- 26.3 Wayne Walker: 07/12/97, vs. Anaheim
- 25.3 Jeff Mayes: 07/19/91, at Denver
- 25.3 Lawrence Samuels: 05/25/00, at Iowa
- 25.3 Stevie Thomas: 06/20/92, vs. Cleveland

### RUSHING ATTEMPTS

- 116 Adrian McPherson: 4/27/13, at Spokane
- 114 Lynn Bradford: 6/22/91, vs. Dallas
- 113 Torrance Marshall: 4/7/07, vs. New Orleans
- 112 Andre Bowden: 5/31/93, at Miami
- 111 Adrian McPherson: 5/25/13, vs. Philadelphia
- 111 Cedric McKinnon: 6/15/96, at Anaheim
- 111 Travis Pearson: 7/18/94, at Fort Worth
- 110 Adrian McPherson: 3/23/13, vs. Jacksonville
- 110 Stephen Wasil: 7/21 at Spokane
- 110 Stephen Wasil: 7/14 vs. New Orleans (OT)
- 110 Torrance Marshall: 5/16/08 at Grand Rapids
- 110 Torrance Marshall: 4/26/08, at Orlando
- 110 Torrance Marshall: 3/31/07, at San Jose
- 110 Rodney Filer: 3/17/07, vs. Georgia
- 110 Cedrick McKinnon: 8/4/05
- 110 Ivan Caesar: 6/02/95
- 110 Les Barley: 6/25/94
- 110 Andre Bowden: 5/15/93

### RUSHING YARDS

- 72 Andre Bowden: 6/29/91, vs. Albany
- 69 Lynn Bradford: 6/15/91, at New Orleans
- 68 Travis Pearson: 6/25/94, vs. Miami
- 68 Adrian McPherson: 3/23/13, vs. Jacksonville
- 68 Cedric McKinnon: 7/1/95, vs. Memphis
- 64 Ivan Caesar: 5/13/95, at Miami
- 75.1 Adrian McPherson: 4/27/13, at Spokane
- 75.1 Huey Whittaker: 4/23/11, vs. Dallas
- 75.1 Cedric McKinnon: 5/18/96, vs. Orlando
- 48 Adrian McPherson: 5/25/13, vs. Philadelphia
- 48 Lynn Bradford: 6/29/91, vs. Albany
- 117.47 Adrian McPherson: 6/1/13, at Iowa
- 116.47 Adrian McPherson: 4/13/13, vs. San Antonio
- 111.45 Lynn Bradford: 6/8/91, at Columbus
- 114.44 Lynn Bradford: 6/22/91, vs. Dallas
- 151.43 Rodney Filer: 3/17/07, vs. Georgia
- 151.43 Les Barley: 8/1/98, at Grand Rapids

### RUSHING TOUCHDOWNS

- 15 Adrian McPherson: 3/23/13, vs. Jacksonville
- 14 Adrian McPherson: 5/4/13, vs. New Orleans
- 14 Torrance Marshall: 3/1/08, at Kansas
- 14 Torrance Marshall: 5/31/08, at Georgia
- 14 Rodney Filer: 3/17/07, vs. Georgia
- 14 Andre Bowden: 4/11/03, at Carolina (OT)
- 14 Hank Edwards: 6/19/10, at Utah
- 14 Andre Bowden: 7/26/97, vs. Florida
- 14 Andre Bowden: 7/12/97, vs. Anaheim
- 14 Cedric McKinnon: 8/4/95, at Milwaukee

### YARDS PER RUSH (min. 3 rushing attempts)

- 13.6 Travis Pearson: 06/25/94, vs. Miami
- 11.6 Cedric McKinnon: 07/01/95, vs. Memphis
- 10.3 Les Barley: 08/02/97, at San Jose
- 10.0 Doug Lansdy: 07/11/92, at Arizona
- 10.0 George LaFrance: 08/13/94, vs. Orlando
- 9.0 Nick Hill: 6/23/12, vs. San Antonio
- 9.0 Andre Bowden: 06/29/91, vs. Albany
- 9.0 Ivan Caesar: 05/13/95, at Miami
- 9.0 David White: 05/15/05, vs. New York
- 8.7 Ivan Caesar: 05/27/95, vs. Charlotte

### SACKS

- 14.5 Jarriett Bue: 6/17/11, vs. Orlando
- 14.5 Craig Walls: 7/17/87, vs. Denver
- 14.0 Cliff Dukes: 3/11/11, at New Orleans
- 14.0 Tim McGill: 4/15/11, at Philadelphia
- 14.0 Jermaine Smith: 6/25/10, vs. Bossier-Shreveport
- 14.0 Andre Bowden: 5/1/98, at San Jose
- 14.0 Cliff Dukes: 5/20/11, at Spokane
- 14.0 Darion Conner: 7/1/00, vs. Orlando
- 12.3.04 tied - Last Richard Clebert: 3/19/14, vs. Orlando

### PASS BREAKUPS

- 11 Tommy Henry: 06/03/00, vs. Florida
- 6 Alfred Phillips: 6/12/15, vs. Jacksonville
- 6 Eric McIntosh: 4/30/12, vs. Kansas City
- 4.5 13 tied

### TACKLES

- 114.5 Jonathan Ordway: 4/30/05, vs. New Orleans
- 114.0 Jamie Coleman: 5/4/01, at Milwaukee
- 113.5 Jean Fano: 6/7/14, vs. Philadelphia
- 113.5 Traco Rachal: 5/31/08, at Georgia
- 112.5 Eric McIntosh: 5/20/11 at Spokane
- 112.5 Danyon Brutley: 5/28/10, at Orlando
- 112.5 Traco Rachal: 5/9/08, vs. New Orleans
- 112.5 Jerrold Johnson: 3/7/08, vs. Georgia
- 112.5 Tramain Jones: 2/25/05, at New Orleans (OT)
- 112.0 Antoine Worthman: 7/8/00, vs. Milwaukee
- 112.0 Jerry Woods: 7/24/93, vs. Albany

### INTERCEPTIONS

- 3 Johnnie Harris: 6/12/98, at Orlando
- 3 Latrod Garner: 8/13/94, vs. Orlando
- 3 Reggie Berry: 7/11/92, at Arizona
- 2.34 tied - Last J. Harrell: 5/30/15, vs. New Orleans

### FORCED FUMBLES

- 21 Deonte Bolden: 4/13/12, vs. Cleveland
- 13 Michael Lindsey: 5/3/14, vs. Portland
- 9 Nelson Frisner: 5/26/12, vs. Milwaukee
- 9 Jermaine Smith: 6/25/10, vs. Bossier-Shreveport
- 2 Tim McGill: 04/118/08, vs. New York
- 2 Tim McGill: 06/16/07, at Grand Rapids
- 2 John Williams: 07/20/02, vs. Georgia especially
- 2 Lawrence Samuels: 05/10/02, vs. Chicago
- 2 Keita Crespina: 04/20/02, vs. Toronto
- 2 Tommy Henry: 05/18/01, at Detroit
- 2 Tommy Henry: 05/12/01, vs. Toronto
- 2 Robert Goff: 05/18/00, vs. New Jersey
- 2 Nyle Wiren: 07/02/99, at Buffalo
- 2 Stevie Thomas: 06/25/99, vs. Albany
- 2 Lynn Rowland: 06/20/98, vs. Albany
- 2 Karl Coles: 06/22/90, vs. Washington

### OPPONENT FUMBLE RECOVERIES

- 12 De'Audra Dix: 5/3/14, vs. Portland
- 12 Cliff Dukes: 5/20/11, at Spokane
- 12 Jermaine Smith: 04/16/10, vs. Dallas
- 12 Jerrold Johnson: 06/16/07, at Grand Rapids
- 12 Mark Work: 03/23/07, vs. New York
- 12 Lawrence Samuels: 04/15/06, at Austin
- 12 Lawrence Samuels: 05/22/05, at Columbus
- 12 Anthony Derricks: 04/02/05, vs. Georgia
- 12 Omar Smith: 02/17/03, at Las Vegas (OT)
- 12 Sir Wilson: 05/18/01, at Detroit
- 12 Antoine Worthman: 07/01/00, vs. Orlando
- 12 Antoine Worthman: 06/24/00, at Grand Rapids
- 12 Antoine Worthman: 05/18/00, vs. New Jersey
- 12 Andre Bowden: 05/15/99, vs. Florida
- 12 Lawrence Samuels: 05/30/98, at New Jersey
- 12 B. Wright: 07/27/91, at Orlando
- 12 Jeff Mayes: 06/08/91, at Columbus

### EXTRA POINTS MADE

- 10 Craig Camay: 4/27/13, at Spokane
- 10 Juan Bongarra: 6/29/12, vs. Philadelphia
- 10 Garret Rivas: 6/25/10, vs. Bossier-Shreveport
- 10 Seth Marler: 6/14/2008, Tampa Bay at San Jose
- 10 Matt George: 5/22/2005, Tampa Bay at Columbus
- 10 Mike Black: 7/7/2001, Tampa Bay vs. Houston
- 10 Bjorn Nittemo: 5/30/1998, Tampa Bay at New Jersey
- 8.9.26 tied - Last G. Boyer: 4/4/14, vs. Philadelphia

### EXTRA POINTS ATTEMPTED

- 11 Juan Bongarra: 4/6/13, at Utah
- 11 Garret Rivas: 6/25/10, vs. Bossier-Shreveport
- 11 Matt George: 5/22/05, at Columbus
- 11 Matt Huerkamp: 6/3/00, vs. Florida
- 10.13 tied - Last C. Camay: 4/27/13, at Spokane

### MOST EXTRA POINTS MADE WITHOUT A MISS

- 10 Craig Camay: 4/27/13, at Spokane
- 10 Juan Bongarra: 6/29/12, vs. Philadelphia
- 10 Seth Marler: 6/14/2008, Tampa Bay at San Jose
- 10 Bjorn Nittemo: 05/30/1998, Tampa Bay at New Jersey
- 10 Mike Black: 07/07/2001, Tampa Bay vs. Houston
- 9.22 tied - Last G. Boyer: 4/4/14, vs. Philadelphia

### FIELD GOALS MADE

- 14 Matt George: 4/30/05, vs. New Orleans
- 13 Ian Howfield: 2/23/03, at Grand Rapids
- 12 Mike Black: 7/1/01, at Orlando
- 12 Mike Black: 06/10/01, at Orlando
- 12 Justin Skinner: 5/12/00, at Orlando
- 12 Matt Huerkamp: 5/28/99, at Nashville
- 12 Bjorn Nittemo: 5/30/98, at New Jersey
- 12 Bjorn Nittemo: 5/23/98, at Florida
- 9.2.55 tied Last G. Rivas: 6/11/10, at Alabama

### FIELD GOALS ATTEMPTED

- 19 Rusty Fricke: 7/14/90, vs. Albany
- 16 Jay Feely: 4/22/00, at Florida
- 16 Rusty Fricke: 7/28/89, vs. Detroit
- 4.5 10 tied

### MOST FIELD GOALS MADE WITHOUT A MISS

- 14 Matt George: 04/30/05, vs. New Orleans
- 12 Mike Black: 06/10/01, at Orlando
- 12 Ian Howfield: 02/23/03, at Grand Rapids
- 4.2 20 tied

### KICKOFF RETURN YARDS

- 11274 T.T. Toliver: 7/20/02, vs. Georgia (OT)
- 2229 James Bowden: 4/14/01, vs. Florida
- 2128 T.T. Toliver: 4/18/04, vs. Austin (OT)
- 4209 Michael Lindsey: 7/14/12, vs. New Orleans (OT)
- 5208 Sedrick Robinson: 6/14/08, at San Jose
- 205 Demetris Bendross: 5/13/06, at Nashville
- 195 James Bowden: 7/21/00, at Carolina
- 8185 Michael Lindsey: 7/13/13, at San Antonio
- 185 Chandler Williams: 5/26/12, vs. Milwaukee
- 102 Michael Lindsey: 5/25/13, vs. Philadelphia
- 1179 Michael Lindsey: 3/27/11, vs. Cleveland
- 1178 Kendrick Ings: 5/22/15, vs. Philadelphia

### MISSED FIELD GOAL RETURN YARDS

- 196 George LaFrance: 05/23/98, at Florida
- 80 Eddie Brown: 06/26/93, at Albany
- 75 George LaFrance: 05/15/98, vs. Houston
- 74 Brad Calip: 07/13/91, vs. Denver
- 68 Stevie Thomas: 07/25/92, at New Orleans
- 66 George LaFrance: 06/22/96, at Memphis
- 74.4 James Bowden: 06/03/00, at Florida
- 60 Brad Calip: 06/08/91, at Columbus
- 98 Stevie Thomas: 06/22/90, vs. Washington
- 1056 Stevie Thomas: 05/15/93, vs. Cleveland

### COMBINED RETURN YARDS

- 317 T.T. Toliver: 7/20/02, vs. Georgia
- 242 Demetris Bendross: 5/13/06, at Nashville
- 241 James Bowden: 4/14/01, vs. Florida
- 218 T.T. Toliver: 4/18/04, vs. Austin
- 209 Antoine Worthman: 05/18/00, vs. New Jersey
- 208 Sedrick Robinson: 6/14/08, at San Jose
- 195 Stevie Thomas: 6/20/98, vs. Albany
- 190 George LaFrance: 5/18/96, vs. Orlando
- 185 Michael Lindsey: 7/13/13, at San Antonio
- 185 Chandler Williams:
- 179 Michael Lindsey: 3/27/11, vs. Cleveland

### ALL-PURPOSE YARDS

- 345 James Bowden: 6/3/2000, vs. Florida
- 336 James Bowden: 4/14/2001, vs. Florida
- 318 James Bowden: 6/10/2001, at Orlando
- 317 T.T. Toliver: 7/20/2002, at Georgia (OT)
- 311 James Bowden: 5/27/2001, at Grand Rapids
- 302
- 300 James Bowden: 6/1/2001, vs. Carolina (OT)
- 297
- 285 Sedrick Robinson: 5/15/10 at Bossier-Shreveport
- 283 James Bowden: 5/18/2000, vs. New Jersey
- 282 Kendrick Ings: 4/24/15, at Cleveland
- 282 Demetris Bendross: 3/12/2006, vs. Dallas
- 281 George LaFrance: 6/2/1995, at Las Vegas
- 275 James Bowden: 7/21/2000, at Carolina

### SCORING (kicking)

- 19 Bjorn Nittemo: 5/30/98, at New Jersey
- 17 Matt George: 04/30/05, vs. New Orleans
- 15 Seth Marler: 03/7/08, vs. Georgia
- 15 Seth Marler: 06/16/07, at Grand Rapids
- 15 Bill Gramatica: 03/05/06, at Kansas City
- 15 Jorge Cimadevilla: 06/02/95, at Las Vegas
- 14 Ian Howfield: 02/23/03, at Grand Rapids
- 14 Matt Huerkamp: 06/24/00, at Grand Rapids
- 14 Bjorn Nittemo: 05/23/98, at Florida
- 14 Paul Hickert: 07/27/91, at Orlando
- 10.13.12 tied Last J. Bongarra: 6/29/12, vs. Philadelphia



### STORM ALL-TIME VS. AFL TEAM — OVERALL (REGULAR, POST)

#### Alabama Vipers – 2-0 (2-0, 0-0)

Date	H/A	TAM	ALA	W or L
7/27/10	H	53	29	W
6/11/10	A	61	55	W

#### Anaheim Piranhas - 4-2 (3-2, 1-0)

Date	H/A	TAM	ANA	W or L
7/12/97	H	68	43	W
8/9/1996*	H	30	16	W
6/15/96	A	34	28	W
6/24/95*	H	37	38	L
6/2/95*	A	69	55	W
8/6/94*	A	58	63	L

\* Known as Las Vegas Sting  
\* Playoff game

#### Arizona Rattlers - 10-6 (8-5, 2-1)

Date	H/A	TAM	ARZ	W or L
6/6/15	A	46	69	L
5/1/10	H	62	61	W
4/13/08	H	62	63	L
5/18/07	H	59	50	W
3/13/05	H	59	56	W
6/22/03*	H	43	29	W
3/28/03	H	68	39	W
6/15/01	H	49	55	L
6/19/99	H	41	60	L
8/16/97*	A	46	49	L
5/4/97	A	42	30	W
8/16/96*	H	55	54	W
7/27/96	H	69	48	W
7/30/94	A	21	48	L
6/12/93	A	63	33	W
7/11/92	A	59	28	W

\* Playoff game

#### Austin Wranglers - 6-2 (6-2, 0-0)

DATE	H/A	TAM	AUS	W or L
6/23/07	H	55	51	W
5/6/07	A	66	45	W
4/15/06	A	59	60	L
2/25/06	H	58	48	W
4/17/05	A	54	42	W
2/6/05	H	62	45	W
4/18/04	H	58	52	W
2/22/04	A	48	56	L

#### Bossier-Shreveport Battle Wings – 2-0 (2-0, 0-0)

Date	H/A	TAM	BSB	W or L
6/25/10	H	78	39	W
5/15/10	A	48	44	W

#### Carolina Cobras - 5-3 (5-3, 0-0)

Date	H/A	TAM	CAR	W or L
3/21/04	A	43	54	L
4/11/03	A	45	38	W
1/31/03	H	60	20	W
5/25/02	H	45	49	L
5/4/02	A	36	46	L
6/1/01	H	58	51	W
7/21/00	A	72	69	W
5/4/00	H	50	29	W

#### Charlotte Rage - 4-3 (4-3, 0-0)

Date	H/A	TAM	CHA	W or L
6/29/96	H	53	66	L
5/27/95	H	34	16	W
5/21/94	H	39	44	L
7/9/93	A	38	40	L
6/5/93	H	52	19	W
8/1/92	H	39	32	W
6/12/92	A	39	37	W

#### Chicago Bruisers – 3-2 (3-2, 0-0)

Date	H/A	TAM	CHI	W or L
7/22/89#	N	47	38	W
6/24/88#	H	47	54	L
6/20/88#	A	25	46	L
7/2/87#	H	49	14	W
6/26/87#	A	60	23	W

# Tampa Bay Known as Pittsburg Gladiators

#### Chicago Rush - 2-4 (2-4, 0-0)

Date	H/A	TAM	CHI	W or L
6/22/13	H	49	50	L
3/10/12	A	48	70	L
7/2/10	H	68	60	W
5/5/08	H	46	51	L
4/11/04	A	36	51	L
5/10/02	H	66	53	W

#### Cincinnati Rockers - 2-0 (1-0, 1-0)

Date	H/A	TAM	CIN	W or L
7/3/93	H	61	51	W
8/8/1992*	H	41	36	W

\* Playoff game

#### Cleveland Gladiators – 9-9 (8-9, 1-0)

Date	H/A	TAM	CLE	W or L
6/19/15	A	52	48	W
4/24/15	A	54	62	L
3/27/15	H	44	60	L
7/26/14	H	49	56	L
6/27/14	A	41	48	L
3/30/13	H	69	47	W
5/19/12	A	34	54	L
4/13/12	H	69	48	W
3/27/11	H	26	66	L
5/23/08	H	58	48	W
2/17/03*	A	55	61	L
6/14/02*	H	33	55	L
7/21/01*	H	44	41	W
5/18/00#	H	40	26	W
7/17/99#	H	55	31	W
8/14/1998*#	H	49	23	W
5/30/98#	A	81	42	W
6/14/97#	H	28	44	L

\* Known as Las Vegas Gladiators  
\* Known as New Jersey Gladiators  
# Known as New Jersey Red Dogs  
\* Playoff Game

#### Colorado Crush - 0-1 (0-1, 0-0)

Date	H/A	TAM	COL	W or L
4/20/03	H	45	49	L

#### Columbus Destroyers - 5-3 (5-2, 0-1)

Date	H/A	TAM	CLB	W or L
4/5/08	A	49	51	L
6/30/07*	H	55	56	L
4/29/07	H	34	32	W
5/6/06	A	48	51	L
5/22/05	A	78	53	W
4/25/04	A	46	36	W
3/8/03*	H	52	27	W
7/2/99*	A	59	14	W

\* Known as Buffalo Destroyers

#### Cleveland Thunderbolts – 5-0 (5-0, 0-0)

Date	H/A	TAM	CLE	W or L
6/11/94	A	40	33	W
7/30/93	A	50	13	W
5/15/93	H	50	14	W
6/20/92	H	35	24	W
6/8/91*	A	53	12	W

\* Known as Columbus Thunderbolts

#### Connecticut Coyotes - 2-0 (2-0, 0-0)

Date	H/A	TAM	CON	W or L
7/21/95	H	60	32	W
7/8/95	A	38	32	W

#### Dallas Desperados – 2-3 (2-3, 0-0)

Date	H/A	TAM	DAL	W or L
3/10/07	A	40	59	L
3/12/06	H	35	64	L
5/30/04	A	59	57	W
5/4/03	A	67	64	W
6/22/02	A	56	62	L

#### Dallas Texans - 3-0 (3-0, 0-0)

Date	H/A	TAM	DAL	W or L
6/27/92	A	49	37	W
6/22/91	H	56	48	W
6/16/90#	A	35	40	L

# Tampa Bay Known as Pittsburg Gladiators

#### Dallas Vigilantes – 2-1 (2-1, 0-0)

Date	H/A	TAM	DAL	W or L
6/23/11	H	61	67	L
7/9/10	A	56	34	W
4/16/10	H	54	41	W

#### Denver Dynamite - 5-5 (3-4, 2-1)

Date	H/A	TAM	DEN	W or L
8/9/1991*	A	40	13	W
7/19/91	A	34	51	L
7/13/91	H	30	13	W
7/6/90#	A	29	38	L
6/29/90#	H	45	47	L
8/12/89*#	N	39	37	W
7/14/89#	H	28	18	W
8/1/1987*#	H	16	45	L
7/17/87#	H	31	32	L
7/11/87#	A	49	32	W

\* Playoff Game  
# Tampa Bay Known as Pittsburg Gladiators

#### Detroit Drive – 5-9 (3-5, 2-4)

Date	H/A	TAM	DET	W or L
8/20/94**	A	51	58	L
7/23/94*	H	51	50	W
8/21/93*	A	51	31	W
8/17/91*	A	48	42	W
7/8/91	A	38	29	W
8/6/90*	A	30	61	L
7/27/90	A	33	40	L
6/6/90	H	35	43	L
8/18/89*	A	26	39	L
7/28/89	N	34	61	L
7/22/88*	A	25	34	L
7/1/88	H	9	28	L
6/2/88	A	25	30	L
4/28/88	A	57	51	W

\* Playoff Game  
\* Known as Massachusetts Marauders

#### Detroit Fury - 4-0 (3-0, 1-0)

Date	H/A	TAM	DET	W or L
5/31/2003*	H	52	48	W
3/2/03	H	62	60	W
7/13/02	A	49	47	W
5/18/01	A	41	14	W

\* Playoff Game

#### Florida Bobcats – 16-1 (16-1, 0-0)

Date	H/A	TAM	FLA	W or L
6/25/01	A	67	55	W
4/14/01	H	63	41	W
6/3/00	H	77	26	W
4/22/00	A	30	31	L
6/25/99	A	57	35	W
5/15/99	H	43	12	W
7/12/98	H	59	18	W
5/23/98	A	44	29	W
7/26/97	H	48	22	W
5/10/97	H	38	19	W
7/6/96	A	39	36	W
6/8/96	H	55	47	W
6/10/95*	H	54	7	W
5/13/95*	A	58	43	W
6/25/94*	H	47	32	W
7/17/93*	H	65	46	W
5/31/93*	A	29	22	W

\* Known as Miami Hooters  
+ Also Known as Sacramento Attack - 1992

#### Ft. Worth Calvary - 2-0 (2-0, 0-0)

Date	H/A	TAM	FW	W or L
7/18/94	A	53	43	W
6/3/94	H	58	45	W

#### Georgia Force – 9-10 (9-9, 0-1)

Date	H/A	TAM	GEO	W or L
5/12/12	A	51	44	L
3/16/12	H	40	47	W
7/16/11	H	40	58	L
6/4/11	A	49	60	L
5/31/08	A	55	56	L
3/7/08	H	69	48	W
5/26/07	A	38	52	L
3/17/07	H	47	61	L
3/26/06	A	51		



## STORM ALL-TIME VS. AFL TEAM — OVERALL (REGULAR, POST)

Date	H/A	TAM	PHI	W or L
6/12/99	A	63	37	W
8/23/98*	H	31	62	L
6/27/98	H	56	30	W
6/12/98	A	42	34	W
6/27/97	A	30	54	L
5/17/97	H	17	43	L
7/19/96	A	39	40	L
5/18/96	H	62	42	W
9/1/95*	H	48	35	W
7/29/95	H	44	20	W
7/14/95	A	51	34	W
8/13/94	H	40	39	W
7/1/94	A	40	61	L
8/14/93*	A	55	52	W
6/19/93	H	45	46	L
5/21/93	A	34	46	L
8/15/92*	A	21	24	L
7/2/92	H	33	48	L
5/29/92	A	39	32	W
7/27/91	A	26	16	W
6/1/91	H	38	51	L

\* Playoff Game

### Philadelphia Soul — 5-9 (5-9, 0-0)

Date	H/A	TAM	PHI	W or L
6/26/15	A	42	64	L
5/23/15	H	27	71	L
6/7/14	H	56	49	W
5/17/14	A	34	62	L
4/4/14	H	63	49	W
5/25/13	H	55	73	L
6/29/12	H	79	83	L
4/20/12	A	48	83	L
4/15/11	A	51	48	W
3/29/08	A	51	59	L
6/9/07	H	69	59	W
1/29/06	A	34	52	L
3/20/05	A	63	69	L
2/29/04	H	40	37	W

### Pittsburgh Power — 3-1 (3-1, 0-0)

Date	H/A	TAM	PIT	W or L
7/20/13	H	37	48	L
5/18/13	A	62	34	W
7/7/12	A	65	61	W
6/11/11	H	62	55	W

### Portland Thunder — 1-1 (1-1, 0-0)

Date	H/A	TAM	POR	W or L
4/3/15	A	54	48	W
5/3/14	H	42	61	L

### San Antonio Force — 0-0 (0-0, 0-0)

Never played — now defunct

### San Antonio Talons — 2-5 (1-5, 1-0)

Date	H/A	TAM	TUL	W or L
3/21/14	A	48	45	W
7/13/13	A	42	68	L
4/12/13	H	36	52	L
6/23/12	H	56	77	L
7/9/11*	A	33	70	L
8/7/10*	A	68	38	W
4/3/10*	A	58	69	L

\* Known as Tulsa Talons

### San Jose SaberCats — 7-11 (6-9, 1-2)

Date	H/A	TAM	SJS	W or L
4/10/15	H	27	36	L
7/11/14	A	43	52	L
5/11/13	A	34	64	L
7/23/11	H	57	44	W
6/14/08	A	73	70	L
3/31/07	A	49	69	L
4/7/06	H	43	52	L
1/30/05	H	63	33	W
6/4/04*	A	52	56	L
4/4/04	H	55	62	L
5/11/03	H	34	47	L
8/3/02*	A	48	55	L
4/27/02	H	54	61	L
7/24/99	A	52	48	W
8/8/98*	H	65	46	W
5/1/98	A	45	23	W
8/2/97	A	58	34	W
6/1/96	H	36	22	W

\* Playoff Game

### Spokane Shock — 2-5 (2-4, 0-1)

Date	H/A	TAM	SPK	W or L
7/21/14	A	52	55	L
4/26/14	H	41	53	L
7/6/13	H	49	63	L
4/27/13	A	70	62	W
7/21/12	A	53	63	L
5/20/11	A	51	42	W
8/20/10*	A	57	69	L

### St. Louis Stampede — 1-0 (1-0, 0-0)

Date	H/A	TAM	STL	W or L
4/26/96	A	57	38	W

### Toronto Phantoms — 3-3 (3-3, 0-0)

Date	H/A	TAM	TOR	W or L
4/20/02*	H	337	51	L
5/12/01*	H	70	33	L
4/15/00*	H	26	41	L
8/2/99*	H	54	20	W
6/6/98*	H	65	33	W
6/21/97*	H	27	9	W

\* Known as Toronto Phantoms

+ Known as New England Sea Wolves

# Known as New York CityHawks

### Utah Blaze — 2-1 (2-1, 0-0)

Date	H/A	TAM	UTA	W or L
3/17/11	A	36	72	L
6/19/10	A	65	40	W
4/1/06	H	56	41	W

### Washington Commandos — 4-1 (4-1, 0-0)

Date	H/A	TAM	WAS	W or L
7/21/90*	A	30	23	W
6/22/90*	H	55	32	W
8/5/89*	A	50	30	W
7/23/87*	A	31	52	L
6/19/87*	H	48	46	W

\* Known as Maryland Commandos

# Tampa Bay Known as Pittsburg Gladiators

### OVERALL REGULAR PLAYOFF

252-174 229-157 23-17

### REGULAR SEASON PLAYOFF

Home Away Neutral Home Away Neutral  
126-66 99-90 4-1 14-5 8-12 1-0

### ALL-ROOKIE TEAM

1999 Charles Wilson  
1999 Tommy Henry  
1999 Matt Huerkamp  
2003 Al Lucas  
2007 Brett Dietz

### ALL-IRON TEAM

1998 Les Barley  
1999 Andre Bowden  
2000 Andre Bowden  
2003 BJ Cohen  
2003 Lawrence Samuels  
2004 T.T. Toliver  
2007 Lawrence Samuels  
2008 Torrance Marshall  
2008 Lawrence Samuels

### ALL-AFL FIRST TEAM

1987 WR/DB Russell Hairston  
1987 OL/DL Craig Walls  
1988 OL/DL Craig Walls  
1989 QB Willie Totten  
1989 WR/DB Alvin Williams  
1990 WR/DB Thomas Monroe  
1991 FB/LB Lynn Bradford  
1992 QB Jay Gruden  
1992 OS/KR Stevie Thomas  
1993 FB/LB Andre Bowden  
1993 OL/DL Deatrich Wise  
1995 QB Jay Gruden  
1995 OL/DL Kent Wells  
1996 OL/DL Kent Wells  
1997 OL/DL Willie Wyatt  
1997 DS Tracey Perkins  
1998 OL/DL Willie Wyatt  
1999 DS Johnnie Harris  
1999 FB/LB Andre Bowden  
2001 FB/LB Tommy Henry  
2001 K Mike Black  
2010 DL Tim McGill  
2011 MLB Cliff Dukes  
2011 DL Tim McGill  
2013 WR Joe Hills

### ALL-AFL SECOND TEAM

1987 WR/DB Mike Stoops  
1990 WR/DB Julius Dawkins  
1990 OL/DL Keith Browner  
1991 OL/DL Tom Gizzi  
1995 FB/LB Cedric McKinnon  
1995 OL/DL Sylvester Bembery  
1995 OL/DL Willie Wyatt  
1995 DS Corey Dowden  
1996 WR/LB Stevie Thomas  
1996 OL/DL Sylvester Bembery  
1996 DS Tracey Perkins  
1998 QB Peter Tom Willis  
1998 FB/LB Les Barley  
1999 WR/LB Melvin Cunningham  
1999 OL/DL Willie Wyatt  
2000 DS Tommy Henry  
2001 OL/DL Rod Williams  
2001 OS James Bowden  
2003 WR/LB Lawrence Samuels  
2003 OL/DL BJ Cohen  
2003 DS Omarr Smith  
2004 WR/LB Lawrence Samuels  
2004 OL/DL Nyle Wiren  
2005 WR/LB Lawrence Samuels  
2006 WR/LB Lawrence Samuels  
2007 JLB Lawrence Samuels  
2008 DL Tim McGill  
2010 QB Brett Dietz  
2010 OL Tom Kaleita  
2010 DL Jermaine Smith

2010 MLB Cliff Dukes  
2012 OL George Bussey  
2015 DB James Harrell

### ALL-NATIONAL CONFERENCE (1993 ONLY)

FB/LB Andre Bowden  
OL/DL Keith Browner  
OL/DL Deatrich Wise  
DS Corey Dowden

### ALL-SOUTHERN DIVISION (1992 ONLY)

QB Jay Gruden  
WR/DB Anthony Howard  
OL/DL Keith Browner  
OL/DL Ralph Jarvis  
OS Steve Thomas

### TENTH ANNIVERSARY TEAM

QB Jay Gruden  
OS George LaFrance  
OL/DL Sylvester Bembery

### ALL-ARENABOWL TEAM

QB Jay Gruden  
OS George LaFrance  
OL/DL Sylvester Bembery  
OL/DL Flint Fleming  
WR/DB Gary Mullen  
K Jorge Cimadevilla

### AFL HALL OF FAME

1998 Tim Marcum  
2010 Week 18 Sadrick Robinson  
2011 Week 1 Huey Whittaker  
1998 Craig Walls\*  
1999 Jay Gruden  
2000 Joe March

2011 George LaFrance  
2011 Sylvester Bembery  
2011 Stevie Thomas  
2013 Lawrence Samuels  
2014 Andre Bowden  
\* -Pittsburgh Gladiators

### ALL-STAR GAME MVP

1993 Jay Gruden

### ALL-STAR GAME IRONMAN

1993 Keith Browner

### RETIRED NUMBERS

7 Jay Gruden 1998  
22 Lawrence Samuels 2012  
24 Tracey Perkins 2000  
25 George LaFrance 2005  
76 Al Lucas 2005  
78 Sylvester Bembery 2002

### AFL MVP OF THE WEEK

1991 Week 6 Jay Gruden  
1992 Week 4 Jay Gruden  
1992 Week 6 Stevie Thomas  
1992 Week 7 Jay Gruden  
1993 Week 9 Jay Gruden  
1995 Week 4 Jay Gruden  
1996 Week 6 George LaFrance  
1996 Week 7 Jay Gruden  
1996 Week 14 Jay Gruden  
1998 Week 3 George LaFrance  
1998 Week 8 Peter Tom Willis  
2001 Week 8 James Bowden  
2005 Week 1 Shane Stafford  
2005 Week 6 Shane Stafford  
2006 Week 5 Shane Stafford  
2007 Week 14 Brett Dietz  
2010 Week 13 Hank Edwards  
2010 Week 14 Brett Dietz

2011 Week 7 Huey Whittaker  
2013 Week 6 Joe Hills  
2014 Week 13 Randy Hippearl  
2015 Week 6 James Harrell

### AFL IRONMAN OF THE WEEK

1991 Week 2 Lynn Bradford  
1991 Week 4 Brad Calip  
1991 Week 10 Darren Willis  
1993 Week 1 Andre Bowden  
1993 Week 3 Andre Bowden  
1993 Week 10 Andre Bowden  
1995 Week 4 Stevie Thomas  
1997 Week 11 Andre Bowden  
1998 Week 1 Andre Bowden  
1998 Week 5 Lawrence Samuels  
1998 Week 7 Lynn Rowland  
1998 Week 10 Les Barley  
2000 Week 8 Andre Bowden  
2000 Week 10 Lawrence Samuels  
2002 Week 4 Lawrence Samuels  
2002 Playoff Wk1 Lawrence Samuel s  
2003 Week 10 Andre Bowden  
2003 Week 13 BJ Cohen  
2003 Week 14 Lawrence Samuels  
2007 Week 12 Lawrence Samuels  
2008 Week 9 Lawrence Samuels  
2008 Week 12 Lawrence Samuels  
2008 Week 17 Lawrence Samuels  
2010 Week 17 Eric Ortiz  
2010 Week 18 Sadrick Robinson  
2011 Week 1 Huey Whittaker  
2012 Week 4 Victor Williams

### AFL DEFENSIVE PLAYER OF THE WEEK

2002 Week 14 John Williams  
2003 Week 1 Corey Sawyer  
2003 Week 7 Al Lucas  
2005 Week 2 Jonathan Ordway  
2007 Week 17 Jeroid Johnson  
2008 Week 11 Traco Rachal  
2008 Week 15 Traco Rachal  
2010 Week 9 Daryon Brutley  
2010 Week 11 Erick McIntosh  
2010 Week 19 Tim McGill  
2011 Week 1 Cliff Dukes  
2011 Week 11 Cliff Dukes  
2011 Week 15 Jarriett Buie  
2012 Week 12 Pernell Phillips  
2015 Week 10 James Harrell

### AFL IRONMAN OF THE MONTH

2008 April Torrance Marshall  
2008 June Lawrence Samuels

### AFL KICKER OF THE MONTH

2002 May Mike Black  
2007 May Seth Marler  
2007 June Seth Marler

### AFL ROOKIE OF THE MONTH

2007 May Brett Dietz  
2007 June Brett Dietz

### NOTES

Defensive Player of the Week award began in 2001  
Defensive Player of the Year award began in 1996  
No second Team All-Arena in 1992 or 1993  
(All-Division in '92, All-Conference in '93)  
Lineman of the Year began in 1996  
Rookie of the Year started in 1997  
All-Ironman Team began in 1998  
AFL MVP of the Week changed to Offensive Player of the year in 1996  
AFL MVP of the Week changed to Offensive Player of the Week in 1996

## STORM AFL AWARD WINNERS

### ARENABOWL

ArenaBowl V (1991)  
ArenaBowl VII (1993)  
ArenaBowl IX (1995)  
ArenaBowl X (1996)  
ArenaBowl XVII (2003)

### MOST VALUABLE PLAYER

1987 Russell Hairston  
1992 Jay Gruden

### IRONMAN OF THE YEAR

1990 Thomas Monroe

### SUPPORT STAFF OF THE YEAR

2012  
2015

### COMMISSIONER'S AWARD

1993 Owner - Bob Gries  
2013 President - Derrick Brooks  
2015 CEO - Tod Leiweke

### EXECUTIVE OF THE YEAR

2014 President - Derrick Brooks

### FOUNDER'S AWARD

2001 Tim Marcum

### COACH OF THE YEAR

1991 Fran Curci  
1998 Tim Marcum

### DEFENSIVE PLAYER OF THE YEAR

1997 Tracie Perkins  
1998 Johnnie Harris

### DEFENSIVE LINEMAN OF THE YEAR

2011 Cliff Dukes

### LINEMAN OF THE YEAR

1996 Kent Wells

### ROOKIE OF THE YEAR

1999 Charles Wilson  
2007 Brett Dietz (Co-rookie)

### ARENABOWL MVP

1991 Stevie Thomas  
1993 Jay Gruden  
1995 George LaFrance  
1996 Stevie Thomas  
2003 Lawrence Samuels

### ARENABOWL IRONMAN

1991 Darren Willis  
1993 Keith Browner  
2003 Lawrence Samuels

## STORM ALL-TIME POINTS SCORED

### FEWEST POINTS BY STORM (33 or fewer points) (8-35) (46)

9 <sup>A</sup>	Detroit	(L)	7/01/88
13	at Orlando	(L)	4/22/06
16	at Jacksonville	(L)	7/25/15
16 <sup>A</sup>	Denver	(L)	8/01/87*
17	Orlando	(L)	5/17/97
19	Orlando	(L)	8/07/99*
21	at Nashville	(L)	4/24/05
21	at Arizona	(L)	7/30/94
21	at Orlando	(L) OT	8/15/92*
24	at Los Angeles	(L)	5/17/02
25 <sup>A</sup>	at Detroit	(L)	7/22/88*
25 <sup>A</sup>	at Chicago	(L)	6/20/88
25 <sup>A</sup>	at Detroit	(L)	6/02/88
26	Cleveland	(L)	3/27/11
26	New England	(L)	4/15/00
26	at Orlando	(L)	7/27/91
26 <sup>A</sup>	at Detroit	(L)	8/18/89*
27	Philadelphia	(L)	5/23/15
27	San Jose	(L)	4/10/15
27	Orlando	(L)	3/02/07
27	New York	(W)	6/21/97
27 <sup>A</sup>	at New Orleans	(W)	6/15/91
27 <sup>A</sup>	Albany	(W)	7/14/90
28	New Jersey	(L)	6/14/97
28 <sup>A</sup>	Denver	(W)	7/14/89
29	at Miami	(W)	5/28/93
29 <sup>A</sup>	at Denver	(L)	7/06/90
30	Jacksonville	(L)	4/01/11
30	at Florida	(L)	4/22/00
30	at Orlando	(L)	6/27/97
30	Anaheim	(W)	8/09/96*
30	Denver	(W)	7/13/91
30 <sup>A</sup>	at Detroit	(L)	8/06/90*
30 <sup>A</sup>	at Washington	(W) OT	7/21/90
31	Orlando	(L)	8/23/98*
31	Indiana	(L)	8/05/01*
31	at Albany	(L)	6/07/97
31 <sup>A</sup>	at Washington	(L)	7/23/87
31 <sup>A</sup>	Denver	(L)	7/17/87
32 <sup>A</sup>	at Los Angeles	(L)	5/21/88
33	at Tulsa	(L)	7/09/11
33	New Orleans	(L)	7/01/11
33	at Milwaukee	(L)	4/30/11
33	New Jersey	(L)	6/15/02
33	Orlando	(L)	7/02/92
33 <sup>A</sup>	at Detroit	(L)	7/27/90

The team has been held to 33 points or less 46 times (Pit-15, Tam 31) with an overall record of 8-38 in those games. The team has been held under 30 points 27 times (Pit-9, Tam-18) with an overall record of 5-22 in those games

### MOST POINTS BY STORM (60 or more points) (82-12)(94)

82 <sup>A</sup>	New England	(W)	5/07/88
82 <sup>A</sup>	New England	(W)	5/07/88
81	at New Jersey	(W)	5/30/98
79	Philadelphia	(L)	6/26/12
78	New Orleans	(W) OT	7/14/12
78	Bossier-Shreveport	(W)	6/25/10
78	at Columbus	(W)	5/22/05
77	at Utah	(W)	4/6/13
77	Florida	(W)	6/04/00
74	at Grand Rapids	(W)	6/24/00
72	Los Angeles	(W)	6/21/08
72	Milwaukee	(W)	7/29/00*
72	at Carolina	(W)	7/21/00
71	Iowa	(W)	7/25/98
71	Orlando	(W)	6/07/08

71	Jacksonville	(W)	3/30/12
70	at Spokane	(W)	4/27/13
70	at San Jose	(L)	6/14/08
70	Grand Rapids	(W)	3/06/05
70	Houston	(W)	7/01/01
70	Toronto	(W)	5/12/01
69	Cleveland	(W)	3/30/13
69	Cleveland	(W)	4/13/12
69	Georgia	(W)	3/07/08
69	Philadelphia	(W)	6/09/07
69	at Grand Rapids	(W)	6/16/07
69	at Kansas City	(W)	3/05/06
69	Arizona	(W)	7/27/96
69	at Las Vegas	(W)	6/02/95
69	Milwaukee	(W)	7/09/94
68	at Tulsa	(W)	8/07/10*
68	Chicago	(W)	7/02/10
68	Arizona	(W)	3/28/03
68	Anaheim	(W)	7/12/97
68	Memphis	(W)	7/01/95
67	at Dallas	(W)	5/04/03
67	Georgia	(W) OT	7/20/02
67	at Florida	(W)	6/25/01
66	New Orleans	(W)	4/07/07
66	at Austin	(W)	5/06/07
66	at Los Angeles	(W)	7/27/02*
66	Chicago	(W)	5/10/02
66	at Grand Rapids	(W)	5/27/01
66	at Milwaukee	(W)	5/04/01
65	at Orlando	(L)	4/19/14
65	at Iowa	(W)	6/1/13
65	at Pittsburgh	(W)	7/7/12
65	at Utah	(W)	6/19/10
65	San Jose	(W)	8/08/98*
65	Albany	(W) OT	7/12/96
65	Miami	(W)	7/17/93
65	New York	(W)	6/06/98
64	Orlando	(L)	2/19/06
64	New Orleans	(W)	6/06/92
63	Jacksonville	(W)	6/12/15
63	Jacksonville	(W)	5/2/15
63	Philadelphia	(W)	4/4/14
63	New Orleans	(W)	5/4/13
63	Milwaukee	(W)	5/23/12
63	Kansas City	(W)	4/30/12
63	Orlando	(W)	8/14/10*
63	at Philadelphia	(L)	3/20/05
63	San Jose	(W)	1/30/05
63	Los Angeles	(W)	5/09/04
63	at Orlando	(W)	5/02/04
63	Florida	(W)	4/14/01
63	at Orlando	(W)	6/12/99
63	Albany	(W)	6/20/98
63	Orlando	(W)	5/18/96
63	at Arizona	(W)	6/12/93
62	Orlando	(L)	7/11/15
62	at Orlando	(L)	5/16/15
62	at Iowa	(W)	6/14/14
62	at New Orleans	(W)	5/30/14
62	New Orleans	(W)	3/14/14
62	at Jacksonville	(L)	8/3/13
62	at Pittsburgh	(W)	5/18/13
62	Pittsburgh	(W)	6/11/11
62	at Orlando	(W)	5/28/10
62	Arizona	(W)	5/01/10
62	at Milwaukee	(L)	4/25/10
62	Arizona	(L)	4/13/08
62	Austin	(W)	2/06/05
62	Georgia	(L)	2/13/04
62	Detroit	(W)	3/02/03
62	at Houston	(W)	7/02/98
62	Texas	(W)	5/11/96
62	Albany	(W)	7/18/92
62	New Orleans	(W)	8/02/91
61	at Jacksonville	(L)	6/2/12

61	at Orlando	(L)	5/06/11
61	Dallas	(L)	4/23/11
61	at Alabama	(W)	6/11/10
61	at New Orleans	(W)	6/02/07
61	Georgia	(W)	2/10/06
61	New York	(W)	5/15/05
61	Cincinnati	(W)	7/02/93
61 <sup>A</sup>	Los Angeles	(W)	5/16/88
60	Orlando	(L)	7/31/10
60	New York	(W)	3/18/06
60	Orlando	(W)	6/07/03*
60	Carolina	(W)	1/31/03
60	Connecticut	(W)	7/21/95
60 <sup>A</sup>	at Chicago	(W)	6/26/87**

The team has scored 60 or more points 103 (Pit-3, Tam-100) times and is 88-15 in those games. The team has scored 60 or more points against Orlando (12 times), Arizona (5), Jacksonville (5), Georgia (4), Grand Rapids (4), Los Angeles (4), Milwaukee (5) and New Orleans (8). A total of 60 different teams have allowed 60 or more points against the franchise.

Additionally, 60 or more points have been scored on the road 38 times with an overall record of 30-8 and 65 times at home with an overall record of 58-7. The 60 point barrier has been reached seven times in the playoffs with a record of 6-1 and 82 times in the regular season with an overall record of 79-14. The franchise reached the 60 point threshold three times as the Pittsburgh Gladiators with a 3-0 record and 95 times as the Tampa Bay Storm with a record of 85-15.

### FEWEST POINTS BY OPPONENTS (28 or fewer points) (34-1)(35)

7	Miami	(W)	6/10/95
9	New York	(W)	6/27/97
12	Florida	(W)	5/15/99
12	at Memphis	(W)	6/22/96
12	at Columbus	(W)	6/08/91
13	New Orleans	(W)	4/17/15
13	Denver	(W)	7/13/91
13	Denver	(W)	8/10/91*
13	at Cleveland	(W)	7/30/93
14	at Detroit	(W)	5/18/01
14	at Buffalo	(W)	7/25/15
14	Cleveland	(W)	5/15/93
14 <sup>A</sup>	Chicago	(W)	7/02/87
14	at New Orleans	(W)	7/25/92
14	at Orlando	(W)	7/27/91
16	Anaheim	(W)	8/09/96*
16	Charlotte	(W)	5/27/95
16	at Minnesota	(W)	5/24/96
17	at New Orleans	(W)	6/15/91
17	Florida	(W)	7/12/98
18 <sup>A</sup>	Denver	(W)	7/14/89
19	Florida	(W)	5/10/97
19	Charlotte	(W)	6/05/93
19	New Orleans	(W)	8/02/91
20	Orlando	(W)	6/22/02
20	Carolina	(W)	3/31/03
20	at Indiana	(W)	1/23/03
20	New England	(W)	8/02/99
23 <sup>A</sup>	at Chicago	(W)	6/26/87
23 <sup>A</sup>	at Washington	(W) OT	7/21/90
24 <sup>A</sup>	Albany	(W)	7/14/90
26 <sup>A</sup>	New England	(W)	5/07/88
28	Jacksonville	(W)	5/2/15
28 <sup>A</sup>	at New York	(W)	7/11/88
28 <sup>A</sup>	Detroit	(L)	7/01/88

Opponents have scored 28 or fewer points 35 times (Pit-8, Tam-27) with an overall record of 1-34.

### MOST POINTS BY OPPONENTS (60 or more points) (17-63) (80)

83	Philadelphia	(L)	6/29/12
83	at Philadelphia	(L)	4/20/12
77	at Orlando	(L)	4/19/14
77	New Orleans	(W) OT	7/14/12
77	San Antonio	(L)	6/23/12
76	at New Orleans	(L)	3/16/08
75	Orlando	(L)	7/31/10
73	Philadelphia	(L)	5/25/13
73	at San Jose	(L)	6/14/08
72	at Utah	(L)	3/17/11
72	at Milwaukee	(L)	4/25/10
71	vs. Philadelphia	(L)	5/23/15
71	at Jacksonville	(L)	6/2/12
71	at Albany	(L)	5/28/94
70	at Chicago	(L)	3/10/12
70	at Tulsa	(L)	7/09/11
70	Georgia	(L)	2/13/04
69	Orlando	(L)	7/11/15
69	at Arizona	(L)	6/6/15
69	at Jacksonville	(L)	8/3/13
69	Jacksonville	(W)	3/30/12
69	at Spokane	(L)	8/20/10*
69	at Tulsa	(L)	4/03/10
69	at San Jose	(L)	3/31/07
69	at Philadelphia	(L)	3/20/05
69	at Carolina	(W)	7/21/00
68	at San Antonio	(L)	7/13/13
68	Indiana	(L)	8/05/01*
67	Dallas	(L)	4/23/11
67	Orlando	(L) OT	2/19/06
67	at Albany	(L)	4/29/00
66	at New Orleans	(L)	4/6/12
66	at Jacksonville	(L)	6/25/11
66	Cleveland	(L)	3/27/11
66	New York	(L)	4/18/08
66	at Nashville	(L)	5/13/06
66	Charlotte	(L)	6/29/96
66 <sup>A</sup>	at Los Angeles	(L)	5/21/88
65	at New Orleans	(L)	7/18/15
65	at Utah	(W)	4/6/13
64	at Philadelphia	(L)	6/26/15
64	at San Jose	(L)	5/10/13
64	at Orlando	(L)	6/15/12
64	New Orleans	(L)	7/01/11
64	Dallas	(L)	3/12/06
64	at Dallas	(W)	5/04/03
64	Milwaukee	(W)	7/29/00*
63	at Jacksonville	(L)	7/25/15
63	at Orlando	(L)	5/16/15
63	Spokane	(L)	7/6/13
63	at Spokane	(L)	7/21/12
63	at Orlando	(L)	5/06/11
63	Arizona	(L)	4/13/08
63	at Las Vegas	(L)	8/06/94
62	at Cleveland	(L)	4/24/15
62	at Philadelphia	(L)	5/17/14
62	at Iowa	(W)	6/1/13
62	at Spokane	(W)	4/27/13
62	Orlando	(W)	7/31/10*
62	at Georgia	(L)	5/28/05
62	San Jose	(L)	4/04/04
62	at Dallas	(L) OT	7/29/95
62	Orlando	(L)	8/23/98*
62	Milwaukee	(L)	7/08/00
61	Portland	(L)	5/3/14
61	at Pittsburgh	(W)	7/7/12
61	Arizona	(W)	5/01/10
61	Orlando	(W)	6/07/08
61	at Orlando	(L)	4/14/07
61	Georgia	(L)	3/17/07
61	at Georgia	(L)	3/26/06
61	at Orlando	(L)	2/11/05

61	at Grand Rapids	(L)	2/23/03
61	at Las Vegas	(L)	2/17/03
61	Georgia	(W) OT	7/20/02
61	San Jose	(L)	4/27/02
61	Iowa	(L)	7/19/97
61	at Orlando	(L)	7/01/94
61 <sup>A</sup>	at Detroit	(L)	8/06/90*
61 <sup>A</sup>	vs. Detroit (Neutral site)	(L)	7/28/89
60	vs. Cleveland	(L)	3/27/15
60	at Jacksonville	(L)	4/11/14
60	at Georgia	(L)	6/04/11
60	Chicago	(W)	7/02/10
60	at Austin	(L)	4/15/06
60	Georgia	(W)	2/10/06
60	Detroit	(W)	3/02/03
60	Arizona	(L)	6/19/99
60	New Orleans	(W)	6/06/92

Opponents have scored 60 or more points 89 times (Pit-3, Tam 86) with a record of 63-26 in those games. Opponents reached 60 points or more seven times (Pit-1, Tam-6) in playoff games with a record of 5-2 and 82 times (Pit-2, Tam 80) in the regular season with a record of 58-24.

\*Denotes playoff game  
LARGEST VICTORY AT HOME: 56 – May 7, 1988 vs. New England (82-26)  
LARGEST LOSS AT HOME: 44 – May 23, 2015 vs. Philadelphia (27-71)  
LARGEST VICTORY ON ROAD: 45 – July 2, 1999 at Buffalo (59-14)  
LARGEST LOSS ON ROAD: 47 – August 8, 2015 at Jacksonville (16-63)

### HIGHEST COMBINED SCORE (120 Points or More) (44)

162	Philadelphia	L	6/29/12
155	New Orleans	W	7/14/12
145	Jacksonville	W	3/30/12
142	at Orlando	L	4/19/14
142	at Utah	W	4/6/13
143	at San Jose	L	6/14/08
141	at Carolina	W	7/21/00
136	Milwaukee	W	7/29/00*
135	Orlando	L	7/31/10
133	at Milwaukee	L	4/25/10
133	San Antonio	L	6/23/12
132	at Spokane	W	4/27/13





## STORM SITUATIONAL RECORD

SITUATION	ALL-TIME	2015	SITUATION	ALL-TIME	2015
Leading After 1st Q	214-41	3-3	Tampa Bay 70+ points	17-2	0-0
Trailing after 1st Q	64-35	2-7	Opponent 70+ points	1-16	0-1
Tied after 1st Q	33-25	1-1	Tampa Bay 60+ points	86-14	2-2
Leading after 2nd Q	184-28	5-4	Opponent 60+ points	16-72	0-9
Trailing after 2nd Q	33-111	2-6	Tampa Bay 50+ points	147-41	5-4
Tied after 2nd Q	13-15	0-1	Opponent 50+ points	59-110	1-10
Leading after 3rd Q	185-21	4-2	Tampa Bay 40+ points	197-91	5-8
Trailing after 3rd Q	34-119	3-7	Opponent 40+ points	185-106	3-10
Tied after 3rd Q	9-12	0-2	Games decided by 17+ points	88-49	2-5
Tampa Bay Scores 1st	138-59	3-4	Games decided by 3 pts or less	34-24	1-1
Opponent Scores 1st	94-92	4-7	TB holds opp under 20 pts	24-0	1-0
Tampa Bay more tot. yds	150-78	5-6	TB held under 40 pts	29-54	2-3
Opponent more tot. yds.	80-74	2-6	TB held to 30 pts or less	9-17	0-3
Tampa Bay more passing yds.	142-94	5-9	Home 141-72	4-4	
Opponent more passing yds.	88-64	2-2	Away 107-102	2-7	
Tampa Bay more rushing yds.	139-46	3-1	Neutral	4-1	0-0
Opponent more rushing yds.	88-102	4-10	Overtime	7-7	0-0
Tampa Bay more turnovers	44-109	2-9	Thursday	3-4	0-0
Opponent more turnovers	171-24	4-2	Friday 64-38	4-4	
Tampa Bay 300 yd. passer	36-48	1-6	Saturday	123-83	3-7
Opponent 300 yd. passer	34-26	1-1	Sunday	34-25	0-0
Tampa Bay 30 yd. rusher	41-13	0-1	Monday	6-4	0-0
Opponent 30 yd. rusher	19-23	0-3	January	2-1	0-0
Tampa Bay 100 yd. rec.	126-104	2-8	February	7-7	0-0
Opponent 100 yd. rec.	104-94	3-5	March 18-21	0-1	
Tampa Bay 200 yd. rec.	2-3	0-0	April 28-30	2-2	
Opponent 200 yd. rec.	4-4	1-0	May 56-29	2-2	
Tampa Bay two 30 yd rushers	4-1	0-0	June 56-33	2-2	
Opponent two 30 yd rushers	10-14	0-0	July 51-35	0-3	
Tampa Bay two 100 yd rec.	108-68	0-3	August 10-2	1-1	
Opponent two 100 yd rec.	81-58	2-0	September	0-0	0-0
Tampa Bay 300+ pass yds.	36-35	1-5	ESPN 1-2	1-1	
Opponent 300+ pass yds.	36-34	1-1	CBS Sports Network Games	3-5	0-1
Tampa Bay 50+ rush yds	26-3	0-0	NFL Network Games	8-6	0-0
Opponent 50+ rush yds	17-18	0-2	BHSN Games (since 2007)	21-15	2-1

## COLLEGES REPRESENTED

<b>A</b>	Florida Atlantic	3	Mississippi	4	Texas	1	
Akron	1	Florida A&M	8	Mississippi State	5	Texas A&M	5
Alabama	6	Florida International	3	Mississippi Valley State	2	Texas A&M-Commerce	1
Alabama A&M	1	Florida State	19	Missouri	3	Texas A&M-Kingsville	8
Alabama State	2	Fort Valley State	3	Monmouth	1	Texas Christian	1
Alabama-Birmingham	2	Fresno State	1	Montclair State (NJ)	1	Texas Southern	2
Albany State (GA)	3	<b>G</b>		Morgan State	1	Texas Tech	7
Albany State (NY)	2	Garden City JC (KC)	1	Murray State	3	Texas-El Paso	1
Albion (MI)	1	Georgia	2	<b>N</b>		Toledo	3
American International	1	Georgia Southern	1	Navy	1	Troy	4
Angelo State (TX)	1	Georgia State	1	Nebraska	5	Tulane	6
Appalachian State	1	Georgia Tech	2	New Mexico	1	Tulsa	2
Arizona	2	Grambling	1	Nicholls State	1	Tuskegee	1
Arizona State	1	Grand Valley State (MI)	1	Norfolk State	2	<b>U</b>	
Arkansas	2	<b>H</b>		North Alabama	2	UCLA	1
Arkansas-Pine Bluff	1	Hanover (IN)	1	North Carolina	2	Utah	1
Arkansas State	1	Hardin-Simmons	1	North Carolina A&T	3	Utah State	2
Army	1	Hartwick	1	North Carolina State	3	<b>V</b>	
Auburn	7	Hawaii	1	North Dakota State	2	Valdosta State	2
<b>B</b>		Humboldt State (CA)	2	North Texas	1	Vanderbilt	1
Baker (KS)	1	<b>I</b>		Northern Arizona	1	Villanova	1
Ball State	1	Idaho	1	Northern Illinois	2	Virginia	2
Belhaven	2	Illinois	6	Northern Iowa	2	Virginia State	2
Bethune-Cookman	7	Illinois State	3	Northern Michigan	2	Virginia Union	2
Boise State	2	Indiana	2	Northwest Mississippi	1	Virginia-Wise	1
Boston College	3	Indiana State	1	Northwestern State (LA)	1	<b>W</b>	
Bowling Green	1	Iowa	3	Notre Dame	1	Wagner	1
Brigham Young	1	Iowa State	2	<b>O</b>		Wake Forest	2
Brockport State (NY)	1	<b>J</b>		Occidental	2	Washington	2
<b>C</b>		Jackson State	4	Ohio State	1	Washington State	1
Cal-Fullerton	1	Jacksonville State	1	Oklahoma	3	Wayne State	1
Cal-Poly SOL	1	James Madison	1	Oklahoma State	3	Webber International (FL)	3
Cal-Pomona	1	John C. Smith Univ.	2	Oregon	2	Weber State	2
California	1	Joliet JC (IL)	1	Oregon State	2	West Georgia	1
California (PA)	1	<b>K</b>		<b>P</b>		West Virginia	10
Carson-Newman	1	Kansas	3	Pacific	1	West Virginia State	1
Catawba	1	Kansas State	1	Penn State	2	Western Illinois	4
Catholic University (DC)	1	Kentucky	3	Pennsylvania	1	Western Kentucky	3
Central Florida	6	Kentucky State	2	Pikeville	1	Western Michigan	2
Central Florida CC	1	Kentucky Wesleyan	1	Pittsburgh	5	William & Mary	2
Central Missouri State	1	Kutztown State (PA)	1	Pittsburgh State (KS)	1	Winston-Salem State (NC)	2
Central Oklahoma State	1	<b>L</b>		Portland State	1	Wyoming	1
Central State (OH)	2	Lafayette	1	Prairie View A&M	4	<b>Y</b>	
Central Washington	1	Lamar (TX)	1	Purdue	2	Youngstown State	1
Chapman College (CA)	1	Lambuth	1	<b>R</b>		*234 different schools represented	
Citadel	1	Lane College (TN)	1	Rutgers	2	<b>TOP SCHOOLS</b>	
Clemson	4	Langston (OK)	2	<b>S</b>		Florida State	19
Colgate	1	Liberty	1	Salem (VA)	1	Florida	16
Colorado	1	Lindenwood	1	San Jose State	2	South Florida	17
Connecticut	1	Livingston (AL)	2	Saskatchewan	1	South Carolina	1
Cornell	1	Louisiana-Lafayette	1	Seton Hill (PA)	1	Texas A&M	8
Cortland	1	Louisiana State	5	Shaw University	1	Texas A&M-Kingsville	8
Culver-Stockton (MO)	1	Louisiana Tech	2	Shepherd (WV)	1	Auburn	7
<b>D</b>		Louisiana-Monroe	1	South Carolina	1	Bethune-Cookman	7
Delaware	2	Louisville	4	South Carolina State	3	Middle Tennessee	7
Delaware State	1	Lycoming College (PA)	4	South Dakota	1	Texas Tech	7
Delta State	1	<b>M</b>		South Florida	17	Alabama	6
<b>E</b>		Maine	1	Southern	1	Central Florida	6
East Carolina	1	Marist	1	Southern California	2	Illinois	6
East Central Oklahoma	1	Marshall	4	Southern Illinois	2	Miami (FL)	6
East Tennessee State	1	Maryland	4	Southern Methodist	1	Tulane	6
East Texas State	1	Massachusetts	3	Southern Mississippi	2	Eastern Michigan	5
Eastern Illinois	1	McNeese State	1	Southwestern Minn. State	2	Louisiana State	5
Eastern Michigan	5	Memphis	4	Stephen F. Austin	1	Mississippi State	5
Eastern New Mexico	1	Memphis State	1	Syracuse	3	Pittsburgh	5
Edinboro State (PA)	1	Miami (FL)	6	<b>T</b>		Texas A&M	5
<b>F</b>		Michigan	4	Temple	4		6
Faulkner	1	Michigan State	5	Tennessee	4		
Fayetteville State (NC)	1	Middle Tennessee State	7	Tennessee State	2		
Ferris State (MI)	1	Millikin (IL)	1	Tennessee Tech	1		
Florida	16	Minnesota	3	Tennessee-Chattanooga	2		

## ALL-TIME ROSTER

Name	Position	College	Seasons	Uniform #	Games
<b>A</b>					
Abrew, Alli	QB	Cal-Poly SOL	2000	10	1
Abdul-Salaam, Kusanti	WR/DB	UCLA	2002	4	4
Adams, Earnest	OL/DL	Illinois	1987-88	85	18
Adams, Ron	QB	Eastern Michigan	1998-99	10	12
Agee, Mel	OL/DL	Illinois	1999-02	75	37
Akah, Emmanuel	OL	Winston-Salem State (NC)	2008-11	77	45
Akinniyi, David	LB/DL	North Carolina State	2012	56	3
Allen, Carl	WR/DB	Southern Miss	1988	xx	13
Anderson, Aric	FB/LB	Millikin (IL)	1988-89	33, 45	14
Anderson, Markihe	DB	Florida	2011	9	15
Arnold, Jahine	OS	Fresno State	2002	8	4
Ashley, Alvin	WR/DB	Southwestern Minnesota State	2002-03	6	14

Name	Position	College	Seasons	Uniform #	Games
<b>B</b>					
Bankhead, Todd	QB	Massachusetts	2002	8	0
Barley, Les	FB/LB	Winston-Salem State (NC)	1993-94, 1997-99	46,42,32	64
Barksdale, Rashad	DB	Albany State (NY)	2013	19	13
Barnett, Phillip	WR	Toledo	2015	15	11
Barretta, Larry	QB	Lycoming College (PA)	1989-90	2,3,5	11
Barrow, Rony	DL	Bethune-Cookman	2015	92	<b>2</b>
Bass, Jamar	OL	South Florida	2012	77	3
Barr, Quincy	DL	Delaware	2014	1	
Bazile, Wilky	OL/DL	Syracuse	1997-98	99	1
Beamon, Rodney	LB	Tennessee Chattanooga	2013-14	56	26
Bear, James "Dusty"	FB/LB	Western Kentucky	2010	53	8
Beauford, Terry	OL/DL	Florida A&M	1996-00	57	19
Belden, Terry	K	Northern Arizona	1997	13	6
Bell, Grantis	WR/DB	West Virginia	1995, '97	8	10
Bembery, Sylvester	OL/DL	Central Florida	1994-99, '01	78	69
Bendross, Demetris	OS	Florida A&M	2005-07	11	16
Bennett, Reid	OL/DL	Memphis State	1991	1	10
Berry, Reggie	WR/DB	Wyoming	1990, '92	3,13	14
Best, Greg	WR/DB	Kansas State	1987	xx	7
Black, Mike	K	Boise State	2001-04	1,3,4	34
Blade, Willie	DL	Mississippi State	2007	99	1
Bleisath, D.J.	OL/DL	Tennessee Tech	2004	88	8
Bolden, Deonte	DB	Carson-Newman	2010-12	1, 13, 32	29
Boltus, Jason	QB	Hartwick	2015	16	18
Bongarra, Juan	K	Albany (GA)	2012-14	6, 9	46
Bowden, Andre	FB/LB	Fayetteville State (NC)	1991-93, '97-01, '03-04	30,87	120

Name	Position	College	Seasons	Uniform #	Games
Bowden, James	OS	North Carolina A&T	2000-01	10	23
Bouie, Ken, OL/DL	OL/DL	Central Missouri State	2001	94	1
Boyd, Shane	QB	Kentucky	2013	17	10
Boyer, Geoff	K	Middle Tennessee State	2014	3	4
Brache, Ignacio	K	California	2004	12	7
Bradford, Lynn	FB/LB	Prairie View A&M	1991-92	33	12
Braswell, Jeff	FB/LB	Iowa State	1994	50	4
Briggs, Tom	DL	West Virginia	2007-08	93	32
Brown, Cyron	OL/DL	Western Illinois	2004	73	6
Brown, Eddie "Downtown"	WR/DB	Michigan State	1992-96	5,8,17,29,30	44
Brown, John	DL	Valdosta State	2013	49	0
Brown, Kreg	DB	Florida International	2011	18	2
Brown, Marvin	FB/LB	Alabama	2007-08	32	8
Browner, Keith	OL/DL	Southern California	1990-93	57,0	33
Brutley, Daryon	DB	Northern Iowa	2008-10	9	22
Bryant, Domingo	WR/LB	Texas A&M	1990	5	8
Bryant, Winfred	OL/DL	Nicholls State	1992	70	1
Buich, Anthony	QB	Eastern Illinois	2003	16	0
Buie, Jarriett	DL	South Florida	2011	16	14
Bullard, Thaddeus	OL/DL	Florida	2006-07	1	4
Burden, Randall	DB	Kentucky	2014-15	26	9
Burgess, LeRoy	DL	North Carolina State	2013	98	10
Burmeister, Dan	WR/LB	North Carolina	1988	xx	12
Busby, Thad	QB	Florida State	2000	12	6
Bussey, George	OL	Louisville	2011-12	68	20
Byrd, Bobby	WR/DB	Miami (FL)	1992-95	3	38
Byrd, Israel	DS	Utah State	2000	1	10

Name	Position	College	Seasons	Uniform #	Games
<b>C</b>					
Caesar, Ivan	FB/LB/OL/DL	Boston College	1995-96	34,30	18
Calip, Brad	WR/DB	East Central Oklahoma	1988, '90-91	6, 84	32
Camay, Craig	K	Tennessee-Chattanooga	2011, '13	1, 3	3
Carey, Richard	WR/DB	Idaho	1996	17	7
Case, Stoney	QB	New Mexico	2004-05, '07-08	15,25	27
Certain, Ernest	OL/DL	Florida A&M	2002-08	65	91
Chery, Jason	WR	Louisiana-Lafayette	2013	13	12
Chickillo, Tony	OL/DL	Miami (FL)	1993-94	90,77	20
Chilton, Kyle	K	Pikeville	2011	14	16
Christian, Kenny	WR/LB	Eastern Michigan	2005	4	3
Church, Johnie	OL/DL	Florida	1999	88	1
Cimadevilla, Jorge	K	East Tennessee State	1995-96	5	32
Clebert, Richard	NG	South Florida	2011, '14-'15	71, 93	21
Clemens, Kevin	FB/LB	Grand Valley State (MI)	2008	27	2
Cohen, B.J.	OL/DL	Marshall	2003	97	19

Name	Position	College	Seasons	Uniform #	Games
Cogell, Jeff	FB/LB	American International	2005	32	3
Cole, Elbert	WR/DB	Edinboro State (PA)	1990	xx	1
Coleman, Keo	OL/DL	Mississippi State	1998, '00-01	55	21
Coles, Karl	OL/DL	Ohio State	1990	7, 73	9
Coley, James	OL/DL	Clemson	1994	88	2
Collis, Luke	QB	Occidental	2015	3	18
Collins, Fabray	FB/LB	East Carolina	1988-90	8, 51, 55	24
Compton, Gary	WR/LB	East Texas State	2003	2	5
Conlin, Chris	OL/DL	Penn State	1995	62	7
Conner, Darion	OL/DL	Jackson State	1999-05	27,46,42,43	62
Cook, Chad	FB/LB	Murray State	2010	15	1
Cool, David	K	Georgia Southern	2003	4	2
Cooper, Bret	WR/DB	Central Florida	1994	11	6
Cooper, D.J.	OL/DL	Arkansas	2004	73	1
Covington, Tony	DS	Virginia	1999	23	1
Crawford, Brendan	QB	Langston	2014	12	4
Crawford, Rawland	WR/DB	Pacific	1991, '93-94	91,17	25
Crespina, Keita	WR/DB	Temple	2002-03	20	33
Crosby, Terence	FB/DL	Catawba (NC)	2012-13	44	14
Crossley, Clenton	FB/LB	South Florida	2007	33	1
Cuff, Vance	DB	Georgia	2012-13	16	14
Cunningham, Melvin	WR/DB	Marshall	1999, '02	17	24
Czyzewski, Arden	K	Florida	1992-93	13	17
Czyzewski, Arden	K	Florida	1992-93	13	17
Cuff, Vance	DB	Georgia	2012-13	16	14
Cunningham, Melvin	WR/DB	Marshall	1999, '02	17	24
Czyzewski, Arden	K	Florida	1992-93	13	17

## D

Dahlke, Dennis	OL/DL	Northern Michigan	1993-94	69,92	14
Daniels, Ronney	WR/DB	Auburn	2005-06	21	22
Darnell, John	QB	Mississippi	1991	4	1
Davis, Kent	WR/LB	Colorado	1988	xx	12
Davis, Chris	WR	Wake Forest	2012	8	1
Davis, Chris C.	WR	Florida State	2013	9	15
Davis, Claude	DL	South Florida	2013	49	2
Dawkins, Everett	DL	Florida State	2015	94	18
Dawkins, Julius	WR/LB	Pittsburgh	1988-90	9, 26	22
DeGrate, Anthony	OL/DL	Stephen F. Austin	2000-02	64	15
Dean, Pat	WR/DB	Catholic University (DC)	1990	10, 17	3
Dell, Ralph "Cliff"	WR/DB	South Florida	2003-05	8	51
Derricks, Anthony	WR/DB	Mississippi State	2005	3	15
Diaz, Jorge	OL/DL	Texas A&M-Kingsville	2003-04	64	3
Dickerson, Mondre	OL/DL	Tennessee	2006	90	10
Dietz, Brett	QB	Hanover (IN)	2006-10	1	44

Name	Position	College	Seasons	Uniform #	Games
Dillard, Barry	WR/DB	Memphis	1997	1	0
Dix, De'Audra	DB	John C. Smith (NC)	2013-14	14	18
Dixon, Chris	QB	Humboldt State	2014	3	2
Dmitrenko, Scott	OL/DL	Albany State (NY)	1987-88	98	20
Dogins, Kevin	OL/DL	Texas A&M-Kingsville	2006	73	2
Dowden, Corey	DS	Tulane	1992-93, '95, '98-99	9,80,81	31
Doyle, Bruce	OL	Brockport State (NY)	2015	73	2
Drennan, Chris	K	Nebraska	1994	13	8
Duhart, Tommie	DL	Valdosta State	2014	77	11
Dukes, Clifford	DL	Michigan State	2008-11	6	37
Dukes, Rashad	DL	John C. Smith (NC)	2014	91	1
Dulick, Jason	WR/LB	Illinois	2000	13	9

## E

Eaton, Johnny	OL/DL	Eastern New Mexico	1995	55	1
Edwards, Hank	WR	Texas Southern	2007-11	4,14	52
Ekiyor, Emil	OL/DL	Central Florida	2004	58	3
Elezovic, Pete	K	Michigan	2002-03	4	5
Ellingson, Greg	WR	Florida International	2013	82	10
Elpheage, Lynarise	WR/DB	Tulane	2005-07	9	31
Epps, Torry	OL/DL	Memphis	2000-02	52	32
Ervin, Corris	DS	Central Florida	1996	32	7

## F

Fagg, De'Cody	WR	Florida State	2011-12	81, 14	5
Fall, Rich	K	Arizona	1997-98	3,0	11
Fanor, Jean	LB	Bethune-Cookman	2013-14	21	35
Farley, Ryan	OL/DL	Tulsa	2000	78	2
Faulkner, Shawn	FB/LB	Eastern Michigan	1992	32	1
Feagin, Michael	WR/DB	Alabama	2000	4	6
Fears, Willie	OL/DL	Northwestern State (LA)	1996	75	11
Feazell, Juaquin	OL/DL	Michigan	2001-02	88	7
Fedrico, Creig	FB/LB	Illinois State	1987-88	45	20
Feely, Jay	K	Michigan	2000	91	1
Ferguson, Chip	QB	Florida State	1991	5,9	8
Field, Amod	WR/DB	Montclair State (NJ)	1993	80	6
Filer, Rodney	FB/LB	Iowa	2007	34	4
Fisher, Cedrick	DL/FB	Lambuth	2011	33	2
Fleming, Flint	OL/DL	North Dakota State	1997	10	6
Fletcher, Cecil	OL/DL	Marshall	1988-90	11, 54, 82	28
Folmar, Brendan	QB	Lycoming College (PA)	1987-88, '90	7,12	29
Forte, Julius	DL	South Florida	2014-15	90	2
Fricke, Herberthon "Rusty"	K	Lycoming College (PA)	1988-90	3, 13	28

Name	Position	College	Seasons	Uniform #	Games
<b>G</b>					
Gaines, Tyrece	WR	Oregon	2013	81	1
Gainey, John	WR/DB	Louisville	1992-93	10	3
Gallery, Jim	K	Minnesota	1993	12	0
Garcia, Stephen	QB	South Carolina	2014	12	9
Gardner, Brian	WR/DB	Prairie View A&M	1989	23	4
Garner, Latrod	WR/DB	Alabama State	1994	83	2
Garner, Rodney	OL/DL	Auburn	1989-90	14, 62, 77	11
Gavins, Jerrell	DB	Boise State	2013	3	3
Geathers, Jason	WR/LB	Miami	2010	81	1
George, Matt	K	Chapman College (CA)	2004-05	12	20
Giddins, Ryne	DL	South Florida	2015	97	3
Gizzi, Tom	OL/DL	Pennsylvania	1990-91	15, 65	19
Glover, Phil	FB/LB	Utah	2008	31	9
Godsey, George	QB	Georgia Tech	2003	11	0
Goff, Robert "Pig"	OL/DL	Auburn	1998-01	60	41
Grant, Uriah	DL	Mississippi	2014-15	92	18
Graham, Lorenzo	WR/DB	Livingston (AL)	1994	22	6
Graham, Maxie	OL/DL	Western Illinois	2001	75	0
Gramatica, Bill	K	South Florida	2006-07	4,10	17
Green, Damacio	WR/DB	Virginia State	1997	1,8	1
Gregory, Grant	QB	South Florida	2011	13	9
Gregory, Julius	WR	Shaw University	2015	2	16
Griffin, Paul	DL	Florida State	2012-13	54	29
Grothe, Matt	QB	South Florida	2011-12	5, 8	13
Gruden, Jay	QB	Louisville	1991-96	7-retired	82
Gudmundsen, Geir	OL	Albany State (NY)	2007-08	79,97	2
Guerra, Jorge	OL/FB	Texas A&M-Kingsville	2011	23	15
Gundersen, Greg	K	Wayne State	2011	13	1
Guidry, Kevin	WR/DB	Louisiana State	1991	13,27	7
Gunn, Mark	OL/DL	Pittsburgh	2001	90	4
Gurley, Sheddric "Buck"	OL/DL	Florida	2006	95	9

Name	Position	College	Seasons	Uniform #	Games
<b>H</b>					
Hairston, Russell	WR/LB	Kentucky	1987-88	23	19
Hall, BJ	QB	Webber International	2011, 2014	3	4
Hall, Ricky	OL/DL	Marshall	2005-06	49, 6	33
Hamlet, Sean	DS	Florida State	2000	27	2
Hammond, Greg	OL/FB	Virginia Union	2010	51	2
Hand, Randy	OL	Florida	2008	74	0
Hannah, Justin	DB	Tuskegee	2011	28	1
Hardison, Matt	DL	Delaware	2014	53	9
Hardrick, Jermarcus	OL	Nebraska	2015	50	8
Harrell, James	DB	Arkansas Pine-Bluff	2013-15	31, 5	33
Harris, Erick	DB/LB	Liberty	2012	14	1

Name	Position	College	Seasons	Uniform #	Games
Harris, Johnnie	DS	Mississippi State	1996-98	3	31
Harris, Kelvin	OL/DL	Miami (FL)	1995	63	3
Harris, Tony	WR/DB	Mississippi	1995	3	3
Hart, Clinton	WR/DB	Central Florida CC	2001	23	15
Hart, Chris	QB	Webber International	2012	8	2
Hawthorne, Michael	DB/LB	Purdue	2010-11	21	37
Heath, Jo Jo	WR/DB	Pittsburgh	1989	29	6
Hefflin, Brandon	DB	Toledo	2010	17	19
Helmick, Andrew	WR	Lindenwood University	2014	15	3
Henderson, Mario	OL	Florida State	2014	75	18
Hendrix, Undra	FB	Hardin-Simmons	2015	45	2
Henry, Dwight	DS	East Carolina	2001-02	24	9
Henry, Tommy	DS	Florida State	1999-01	5	44
Hickert, Paul	K	Murray State	1991-92	15	18
Hixon, Pierre	WR/DB	Western Michigan	2001	2	9
Hill, Nick	QB	Southern Illinois	2012	17	5
Hill, Rick-J	DB	Fort Valley State	2015	8	15
Hills, Joe	WR	Tennessee State	2012-14	2	36
Hilton, Justin	WR	Indiana State	2013-14	11, 81	7
Hippeard, Randy	QB	Virginia - Wise	2013-14	8, 17	33
Hodge, Ernest	OL/DL	Auburn	1990	16, 89	7
Hohensee, Mike	QB	Minnesota	1987-88	9	20
Holloway, Max	DL/LB	Boston College	2013	53	1
Holmes, Brent	WR	Texas A&M-Kingsville	2008	13	4
Holmes, Lendy	DB/LB	Oklahoma	2012	27	16
Hough, Scott	OL/DL	Maine	1992	50	7
Houghton, Steve	OL/DL	Ferris State (MI)	1998-99	53, 52	24
Howard, Anthony	WR/DB	Garden City JC (KC)	1991-93	88	21
Howfield, Ian	K	Tennessee	2003-04	16	10
Huerkamp, Matt	K	Louisiana State	1999-00	3	25
Hunt, Aaron	OL/DL	Texas Tech	2006	19	9

Name	Position	College	Seasons	Uniform #	Games
<b>I</b>					
Igwebuike, Donald	K	Clemson	1992	4	4
Ingram, Kelvin	OL/DL	Oklahoma State	2002	95	1
Ings, Kendrick	WR	Miller Grove H.S. (GA)	2015	17	16
Isom, Byron	OL	Auburn	2014	73	14
Ismail, Hesham	OL/DL	Florida	1994	98	8
Issac, Rod	DB	Middle Tennessee State	2013-14	6, 31	17

Name	Position	College	Seasons	Uniform #	Games
<b>J</b>					
Jackson, Amarri	WR	South Florida	2011-12, '14	11	47
Jackson, Dexter	QB	Bethune-Cookman	2014-15	55	36
Jackson, Keven	WR/DB	Tennessee State	1998	32	0
Jackson, Robert	FB/LB	Florida A&M	1996	47	1
Jackson, Xzavie	DL	Missouri	2011	33	2
James, Carlos	WR/DB	Iowa	2004	15	8

Name	Position	College	Seasons	Uniform #	Games
Jamison, Chris	OL	Troy	2015	65	5
Jarvis, Ralph	OL/DL	Temple	1992-1993	98	16
Jeffcoat, Jerald	OL/DL	Temple	1994, '96-97	96, 50	10
Jefferson, Marcus	DB	Albany State (GA)	2011	15	3
Jenrette, Roderick	DB	Michigan State	2012	31	2
Jester, Jasen	WR/DB	Florida A&M	1992	26	1
Johnson, Carl	OL	Florida	201-15	77, 51	4
Johnson, Carlos	WR/LB	Lane College (TN)	2002	80	5
Johnson, DeMarcus	OL/DL	Central Florida	2005-06	85	6
Johnson, Ishmyl	DL	Michigan State	2014	99	1
Johnson, Jeroid	DB	Oklahoma State	2007-08	5	33
Johnson, Kim	OL/DL	Oklahoma State	1989	xx	1
Johnson, Lee	OL/DL	Missouri	1993	56	6
Johnson, Tremaine	DL	LSU	2013	91	5
Jones, Brandon	DB	Georgia State	2012	21	7
Jones, Byron	DB	Texas A&M	2007-11	11, 28	7
Jones, Kenyatta	OL	South Florida	2008	50	9
Jones, Mark	WR/DB	Tennessee	2012	5	6
Jones, Richard	DL/LB	Texas Tech	2012	99	13
Jones, Tony	WR/LB	Salem (VA)	1991	30	1
Jones, Tony	FB/LB	Illinois State	1995-98	40, 44	40
Jones, Trmain	DS	Angelo State (TX)	2004-06	5	46
Jordan, Sean	WR/DB	Army	1993	2	1
Jordan, Terry	QB	North Carolina State	1993	4	1
Julmiste, Jesse	WR	Massachusetts	2013	3	0

## K

Kaiser, Jason	WR/DB	Culver-Stockton (MO)	2002	6	2
Kaleita, Tom	OL	Eastern Michigan	2007-12	75	71
Kaleo, John	QB	Maryland	2000-03, '07	3	56
Karg, Terry	QB	Central Washington	1993-94	10,4	9
Kelchner, Jake	QB	West Virginia	1995-96	17	2
Kellogg, Jack	WR/DB	Eastern Michigan	1997	6,8	2
Kennedy, Larry	WR/DB	Florida	1997	5	5
Kennedy, Lincoln	OL	Washington	2007, '10	72	11
Kenney, Darrin	OL/DL	Lycoming College (PA)	1993	50	2
Kerr, Michael	OL/DL	Florida	1997	50	7
Kevin-Dolce	LB/DL	Virginia	2012-13	59	2
Kinlaw, Eugene	DL	Troy	2012	49	4
Kinney, Kelvin	OL/DL	Virginia State	2003-05, '08-10	1,3,56	73
King, Jerome	OL/DL	Louisiana Tech	2004-05	99	1
King, Shawn	OL/DL	Louisiana-Monroe	2004	4	6
Kirlew, Jammie	DL	Indiana	2014	98	17
Kuyateh, Abdul	OL	Louisville	2013	49	1
Kratz, Steve	K	Kutztown State (PA)	2003	27	1

Name	Position	College	Seasons	Uniform #	Games
<b>L</b>					
LaFrance, George	OS	Baker (KS)	1994-99	25-retired	90
Lamur, Sammuel	QB	Kansas State	2014	4	1
Landry, Doug "Tank"	FB/LB	Louisiana Tech	1992-93	39	9
Lane, Deryl	FB/LB	Langston (OK)	2002	29	6
Langham, Antonio	DS	Alabama	2004	32	0
Larsen, Lee	K	Hawaii	1987	22	7
Lawson, Mike	OL/DL	Miami (FL)	2004-06	99	12
Lazecki, Mike	K	Saskatchewan	1994	10	2
Leach, Matt	K	Florida	2007	19	1
Lee, Delphine	DS	McNeese State	2004	11	3
Lewis, Reggie	DB	Florida	2008-10	3	4
Lindsey, Michael	WR/KR	N.W. Mississippi	2011-14	10	64
Lopez, Carlos	K	Middle Tennessee State	2014	3	3
Lott, James	WR/DB	Texas	1990	17	5
Lowe, Jonathan	WR	Alabama	2012	5	3
Lucas, Al	OL/DL	Troy State	2003	76-retired	16
Lyles, Robert	FB/LB	Texas Christian	1994	32	6

## M

Maiden, Petey	WR/LB	Utah State	1992	29	1
Manfre, Rocco	OL	Marist	2015	54	0
March, Joe	OL/DL	Murray State	1993-96	73,99,64	38
Marler, Seth	K	Tulane	2007-08	4	30
Marshall, Torrance	FB/LB	Oklahoma	2007-08	10	31
Martin, Bryan	QB	Weber State	1998	10	2
Martin, Lawrence	OL	South Florida	2014	54	0
Mays, Frank	DL	Florida A&M	2015	97	3
Mayes, Jeff	WR/LB	Vanderbilt	1991-94	16,89	30
Maynor, Connell	QB, WR/LB	North Carolina A&T	1994-96	15,1	5
Mays, Alvoid	WR/DB	West Virginia	1998-99	1,41	2
McCaleb, Bruce	FB	Delta State	2013	44	3
McCaskill, Nevin	OL	Hampton	2013	77	19
McClendon, John	WR/DB	Tennessee	1987	31	7
McCoy, James	DB	Middle Tennessee State	2010	10	8
McCullough, Alfred	OL	Alabama	2013-15	52, 68	48
McCummings, Gary	OL/DL	Syracuse	1992	73	2
McDonald, Devon	FB/LB	Notre Dame	2001-02	45	11
McDonald, Ryan	C	Illinois	2011	50	18
McGill, Tim	DL	Illinois	2007-11	8	62
McIntosh, Erick	DB	Florida Atlantic	2010-12	19	42
McIntosh, Toddrick	OL/DL	Florida State	1999	88	2
McKinnon, Cedric	FB/LB	Bethune-Cookman	1995-98, '00	41,42	37
McLeod, David	WR/DB	James Madison	2002	27	2
McNeil, Raymond	C	Fort Valley State	2014	50	18
McPherson, Adrian	QB	Florida State	2013	5	13

Name	Position	College	Seasons	Uniform #	Games
Middleton, Harvey	OS	Georgia Tech	2000-01	17	12
Milanovich, Scott	QB	Maryland	2002	87	1
Miller, George	OL/DL	xx	1987	xx	6
Miller, Jeff	OL/DL	Mississippi	2001	77	3
Miller, Kevin	OL	Florida Atlantic	2011	73	2
Miller, Travis	OL	North Dakota State	2015	64	1
Mills, Vidal	FB/LB	Bethune-Cookman	1999	42	1
Minor, Robert	WR/DB	Iowa State	1988	xx	12
Mitchell, Clint	DL	Florida	2007	57	0
Mitchell, Ricky	WR/DB	Northern Illinois	1987	8	6
Mitchell, Stuart	QB	Cornell	1988	xx	12
Mitchell, Terrence	DB	South Florida	2014	8	4
Monroe, Thomas	WR/DB	Prairie View A&M	1989-91	18,20,28	19
Moody, Martel	DB	Villanove	2012	18	2
Moore, Craig	OL/DL	Mississippi State	2006	55	3
Moore, Dre	DL	Maryland	2013	67	1
Moran, Brian	WR/DB	Akron	1988	xx	12
Moreland, Jarien	OL	Southern Illinois	2015	64	4
Mosley, Rod	DB	Texas A&M-Kingsville	2012	17	2
Morgan, Dwayne	OL	Clemson	2007	73	5
Muhammad, Umar	FB/LB	North Texas	2004-06	35	38

## N

Napierkowski, Brent	OL/DL	Portland State	1992	77	5
Napoleon, Eugene	WR/DB	West Virginia	1992	34	4
Naziruddin, Khalid	DB	Texas Tech	2007-08	26	20
Nelson, Colin	DB	Maryland	2011	14	2
Nelson, Frisner	DL	Central Florida	2012	98	5
Nittmo, Bjorn	K	Appalachian State	1998	5	16

## O

Oats, Jami	WR/DB	South Carolina State	2000-01	26	12
Octavien, Steve	LB	Nebraska	2012	48,53	15
Ogrin, Pat	OL/DL	Wyoming	1988	xx	12
O'Hara, Pat	QB	Southern California	2003-06	17	44
Ohnegian, Pete	OL/DL	Lafayette	1994	52	8
Opfar, Dave	OL/DL	Penn State	1988	xx	13
Ordway, Jonathan	DS	Boston College	2003-06, '10	28	47
Ortiz, Eric	FB/LB	Belhaven	2010-11	55, 17	23
Osborne, Billy	WR/LB	Pittsburgh	1990	19	8
Ossai, Ben	OL	Washington	2015	79	17
Owen, Marcus "Snowball"	OL/DL	Kansas	2007-08	66	33

## P

Parker, Cornell	WR/DB	Southern Methodist	1997-98	13	3
Payne, Darian	JLB	Alabama A&M	2014	23	10

Name	Position	College	Seasons	Uniform #	Games
Pearson, Travis	FB/LB	Alabama State	1994	9	12
Penright, Jarrod	FB/LB	Texas A&M	2005-07	30,2	27
Perkins, Tracey	WR/DB/DS	Lamar (TX)	1991-99	18,5,8,24,99	116
Peters, Mickey	WR/LB	Texas Tech	2006	86	3
Peterson, Alfred	DL	Rutgers	2011	68	2
Peterson, Craig	K	Cortland State (NY)	2015	19	18
Phillips, Alfred	DB	Wagner	2015	14	18
Phillips, Pernel	DL	Central State (OH)	2012-13	92	30
Pierre-Louis, Wondy	DB/LB	Florida	2011	2	4
Pilgrim, Evan	OL/DL	Brigham Young	2004	63	6
Poetsch, Ryan	K	Joliet JC (IL)	1994	1	4
Polite, Roy	DB	Middle Tennessee State	2011	15	1
Polo, Tavious	DB	Florida Atlantic	2011-12	28	3
Potts, Mike	QB	William & Mary	2011	15	3
Poulavaati, Sai	OL/DL	Oregon State	2002-03	91	27
Powell, Mike	FB/LB	Weber State	1987-89	44	22
Powell, Robert	C	Purdue	2010	68	19
Proctor, Basil	FB/LB	West Virginia	2002-04	42	36
Purifoy, Tristan	WR	North Alabama	2015	13	3

## Q

Quaye, 'Ko' Kommanyman	DL	South Dakota	2012	98	2
------------------------	----	--------------	------	----	---

## R

Rachal, Traco	DB	Texas A&M-Commerce	2007-2008	21	27
Rainey, James	WR/DB	Florida A&M	1992	24	2
Rafferty, James	WR/DB	Colgate	1987	28	6
Redmond, Jamie	WR/DB	Middle Tennessee State	1995	3	1
Reed, Rayshun	DB	Troy State	2008	23	12
Richmond, Rodney "Rock"	WR/DB	Oregon	1987-88	29	12
Ricker, A.J.	OL/DL	Missouri	2006-07	70	19
Rivas, Garrett	K	Michigan	2010	18	19
Roberson, John	WR	Texas A&M	2010	14	1
Roberts, R.J.	DL	Troy	2013	55	11
Robinson, Maurice	C	Prairie-View A&M	2013	75	3
Robinson, Sedrick	WR/KR	Kentucky Wesleyan	2008-10	3,18	21
Rodriguez, Prechae	WR	Auburn	2012	15	16
Rogers, Lamar	OL/DL	Auburn	1996	66	5
Rogers, Ronald "Bo"	DB	Western Michigan	2007	12	6
Ross, Alvin	FB/LB	Central State (OH)	1989	27	6
Ross, Cornelius	WR/DB	Humboldt State (CA)	1988-90	1,20,21	24
Ross, Ernest	WR/DB	Alabama-Birmingham	2005	2	2
Roundtree, Alphonso	WR/DB	Tulane	2006	23	4
Rowland, Lynn	OL/DL	Arkansas State	1995-98	65,88	52
Royal, Terrence	FB/LB	South Florida	2008-13	12	44
Rubin, DeAndrew	WR	South Florida	2010	13	14

Name	Position	College	Seasons	Uniform #	Games
Russell, Kevin	QB	California (PA)	1987	xx	6
Rutledge, Wondell	FB/DL	Toledo	2012	23	9
<b>S</b>					
Saddler-McQueen, Jimmy	DL	Texas A&M-Kingsville	2012	93	5
Saintil, Cleannord	WR	Middle Tennessee State	2010	15	2
Sammons, Emery	WR	Norfolk State	2015	6	12
Samuels, Lawrence	WR/LB	Livingston (AL)	1994-00, 02-10	22-Retired,81	207
Sanchez, Jeff	DS	Tulane	2006	8	11
Sanders, Tracy	WR/DB/DS	Florida State	1994-99	27,86	37
Saunders, David	WR/LB	West Virginia	2002-05, '08	2,6,9	42
Sawyer, Corey	DS	Florida State	2002-03	23	23
Schexnayder, Calvin	OS	Washington State	2002	7	9
Schonbrunner, Jeremy	OL	Temple	2015	71	17
Scott, Earl	OL/DL	Arkansas	1997	52	4
Serini, Brad	C	Florida International	2012-13	67	31
Sesay, Brandon	DL	Texas Tech	2015	91	16
Shaw, Terrill	WR	Southern Mississippi	2007-08	17	25
Shelley II, Tim	DB	Fort Valley State	2015	21	12
Shepas, Rick	WR/DB	Youngstown State	1988	xx	12
Showers, Jermaine "Shea"	WR/DB	Florida State	2004	2	9
Siler, Clarence	OL/DL	Cal-Fullerton	1995	75	0
Simmons, Stacey	WR/DB	Florida	1995	4	9
Simpson, Carl	OL/DL	Florida State	2002	72	7
Singer, Paul	QB	Western Illinois	1992	11	3
Singleton, Carlos	WR	Memphis	2012	17	1
Sippio, Bobby	WR/DB	Western Kentucky	2006	3	9
Skinner, Justin	K	Citadel	2000	18	5
Slaton, Tony	WR/DB	Texas A&M	1988	xx	6
Slaughter, Chris	WR	Fort Valley State	2014	81	0
Smalls, Fred	FB/LB	West Virginia	1990	xx	1
Smith, Chris	DB	Northern Illinois	2013-14	4	21
Smith, David	FB/LB	Western Kentucky	1990, 1993	21	14
Smith, Donald	DB	Northern Illinois	2013-14	23, 27	6
Smith, Leroy	DS	Florida State	2006-07	27	10
Smith, Jermaine	DL	Georgia	2010-11	98	32
Smith, Omar	OL/DL	Kentucky	2005	74	16
Smith, Omarr	DS	San Jose State	2003	14	19
Smith, Robert	OL/DL	Grambling	1991	21	7
Smith, Sam	DB/LB	Delaware State	2012	1	1
Smith, Shevin	WR/DB	Florida State	2004	3	3
Spann, Gregory	WR/DB	Jackson State	2001-02	2,22	7
Solomon, Freddie	OS	South Carolina State	2003-06	81	58
Southwick, Danny	QB	Occidental	2011	18	9

Name	Position	College	Seasons	Uniform #	Games
Sperduto, Pat	OL/DL	Massachusetts	1991-93	54,65, 54	20
Stafford, Shane	QB	Connecticut	2001-02, 04-06	6,14	65
Stephens, Macey	WR/LB	South Carolina State	1996	3	0
Stoops, Mike	WR/DB	Iowa	1987	30	6
Stucker, Kenny	K	Ball State	2003	6	4
Sutton, Mike	OL/DL	Louisiana State	2005	58	9
Sutton, Walter	WR/DB	Southwestern Minnesota State	1997	6	4
Swanson, Riley	DB	Wake Forest	2012	3	12
Symonette, Alan	OL/DL	Miami (FL)	2000	78	1
Symons, BJ	QB	Texas Tech	2007	13	0
<b>T</b>					
Tanney, Mitch	QB	Monmouth	2008	12	0
Taplin, Greg	OL/DL	Michigan State	2006	58	5
Tarabrella, Dan	OL/DL	Tulsa	1991	22	8
Tarver, Hurley	WR/DB	Central Oklahoma State	2003	5	2
Thomas, Carl	OL/DL	Jackson State	1993	72	3
Thomas, Eric	OL/DL	Florida State	2002-03	57	11
Thomas, Stevie	WR/LB/OS	Bethune-Cookman	1991-99	20-retired	104
Thompson, Donald	OL/DL	Shepherd (WV)	1989-90	22,50,63	7
Thornton, Michael	OL/DL	Florida A&M	1997-98	60	3
Timmons, Tyrone	WR	Mississippi Valley State	2007-10	3,5,80	24
Tinsley, Keith	WR/DB	Pittsburgh	1988	xx	12
Tisdale, Bryant	DB	Texas-El Paso	2008	16	0
Toliver, Antoine "T.T."	WR/DB	Bethune-Cookman	2002-05, '07, '14-'15	1,18	72
Torresso, Nick	FB	Bowling Green	2013	23	7
Totten, Willie	QB	Mississippi Valley State	1989	9	4
Tow-Arnett, Jeff	OL	Minnesota	2013	44	5
Tranks, Samuel	WR	Seton Hill (PA)	2014	84	2
Turner, Calvin	OL/DL	West Virginia	1988	xx	xx
Turner, Lonnie	WR/DB	Cal-Pomona	1988, '96	13	29
Twynner, Gunnard	OS	Western Illinois	2001-02	81	12
Tyler, Demarcus "Tank"	DL	North Carolina State	2013	72	16
<b>U</b>					
Udell, Marcus	DB	Middle Tenn State	2011-12	2	5
Ushery, Garrison	FB	West Georgia	2015	51	1
<b>W</b>					
Walker, Wayne	OS	Texas Tech	1997-00	17	25
Wallace, Alex	DB	San Jose State	2007	9	2
Walls, Craig	OL/DL	Indiana	1987-88	54	18
Walls, Kendall	OL/DL	Kentucky State	1988	xx	12
Washington, David	DL	Faulkner	2015	97	1
Washington, Terrence	DB	West Virginia State	2011	28	1
Wasil, Stephen	QB	Albion (MI)	2012	4	18

Name	Position	College	Seasons	Uniform #	Games
Watts, Carl	OL/DL	North Carolina	1991-93	24,55	21
Weatherford, Drew	QB	Florida State	2010	11	19
Weaver, Thomas	OL/DL	Kentucky State	1987	67	6
Wells, Kent	OL/DL	Nebraska	1995-97	66,77	13
White, Dan	QB	Arizona	1997	3	3
White, David	FB/LB	Nebraska	2002-05	29,34	44
White, Stephen	OL/DL	Tennessee	2006	94	2
Whitley, Curtis	OL/DL	Clemson	2000	53	4
Whittaker, Huey	WR/LB	South Florida	2006-07, 11	15, 17	17
Williams, Alvin	WR/DB	Texas Southern	1989	22	4
Williams, Chandler	WR	Florida International	2012	18	12
Williams, Jarvis	WR	North Carolina State	2015	11	5
Williams, John	DS	Southern	2002-03	11	11
Williams, Karl	WR	Texas A&M-Kingsville	2007	6	15
Williams, Kevin	WR/DB	Rutgers	2000-01	2,6	8
Williams, Louis	OL/DL	Louisiana State	2004-05	60	13
Williams, Nick	DB	North Alabama	2015	13	1
Williams, Rod	OL/DL	Florida A&M	1999-07	50	96
Williams, Victor	WR/LB	Northern Iowa	2012	14	5
Williams, Wayne	WR/DB	Louisiana State	1995-98	21	45
Willis, Darren	WR/DB	Arizona State	1991, '93	1,25	13
Willis, Jacob	WR	Illinois	2010	86	3
Willis, Peter Tom	QB	Florida State	1997-99	4	42
Wilson, Charles	OS	Memphis	1999-00	21	22
Wilson, Julius	OL	Alabama-Birmingham	2012	55	12
Wilson, Ronnie	OL	Morgan State	2011	71	0
Wilson, Sir Mawn	WR/LB	Syracuse	2000-02	21	20
Wilson, Troy	OL/DL	Pittsburgh State (KS)	2002-03	92	20
Wiren, Nyle	FB/LB/OL/DL	Kansas State	1998-08	2,44	112
Wise, Deatrich	OL/DL	Jackson State	1992-93, '95	60,67,80	30
Woodie, DeAngelo	WR	N/A	2013	3	1
Woods, Jerry	WR/DB	Northern Michigan	1993	28	5
Woods, Clinton "Tony"	OL/DL	Oklahoma	1997-98	77	18
Word, Mark	DL	Jacksonville State	2007-08	90	17
Worthman, Antoine	WR/DB	Illinois State	1996-98, '00	10,23,30	53
Wright, Adrian	FB/LB	Virginia Union	1991	26	4
Wright, John "Bo"	FB/LB	Alabama	1991	27	6
Wyatt, Willie	OL/DL	Alabama	1995-99, '01	55,56	68

## Y

Yagiello, Stan	QB	William & Mary	1987	xx	6
Yates, Willis	OL/DL	Tennessee-Chattanooga	1987	68	6
Young, Floyd	DS	Texas A&M-Kingsville	2006	4	3
Young, Tony	WR/DB	Albany State (GA)	1991	28	1

Name	Position	College	Seasons	Uniform #	Games
<b>Z</b>					
Zbydniowski, Brian	FB/LB	Belhaven (MS)	2011	3	12
Zeno, Marc	FB/LB	Tulane	1991	84	8
Zuluaga, Javier	FB/LB	Navy	1994	46	0

Italics – Member of Pittsburgh Gladiator

xx – Information is not available

## MOST GAMES PLAYED

Player	Games
Lawrence Samuels	207
Andre Bowden	120
Tracey Perkins	116
Nyle Wiren	112
Stevie Thomas	104
Rod Williams	96
Ernest Certain	91
George LaFrance	90
Jay Gruden	82
Kelvin Kinney	73
T.T. Toliver	72
Sylvester Bembery	69
Willie Wyatt	68
Shane Stafford	65
Les Barley	64
Darion Conner	62
Tim McGill	62

## RETIRED NUMBERS

- 7 - Jay Gruden, QB
- 20 - Stevie Thomas, WR
- 22 - Lawrence Samuels, WR
- 24 - Tracey Perkins, DB
- 25 - George LaFrance, WR/KR
- 76 - Al Lucas, DL
- 78 - Sylvester Bembery, DL/OL



## ALL-TIME HOME ATTENDANCE

### AMALIE ARENA

YEAR	REGULAR	SEASON	PLAYOFF	TOTAL	
2015	110,808	(12,312)	none	110,808	(12,312)
2014	102,623	(11,403)	none	102,623	(11,403)
2013	106,015	(11,779)	none	106,015	(11,779)
2012	88,183	(9,798)	none	88,183	(9,798)
2011	97,002	(10,778)	none	97,002	(10,778)
2010	121,896	(15,237)	10,104	132,000	(14,667)
2008	134,347	(16,793)	none	134,347	(16,793)
2007	126,306	(15,788)	10,221	136,527	(15,170)
2006	118,566	(14,821)	none	118,566	(14,821)
2005	124,150	(15,519)	none	124,150	(15,519)
2004	114,786	(14,348)	none	114,786	(14,348)
2003	99,701	(12,463)	46,846	146,547	(13,322)
2002	87,235	(12,462)	none	87,235	(12,462)
2001	111,659	(15,951)	12,454	124,113	(13,790)
2000	83,384	(11,912)	11,737	95,121	(11,890)
1999	74,595	(10,656)	10,706	85,301	(10,662)
1998	82,017	(11,717)	38,274	120,291	(11,982)
1997	95,858	(11,982)	none	95,858	(11,982)
Totals	1,879,131	(12,960)	140,342	2,019,473	(12,945)

### THUNDERDOME

YEAR	REGULAR	SEASON	PLAYOFF	TOTAL	
1996	104,307	(14,901)	26,593	130,900	(14,544)
1995	89,651	(14,941)	45,457	136,703	(15,189)
1994	109,268	(18,211)	none	109,268	(20,114)
1993	122,814	(20,091)	21,111	143,925	(20,561)
1992	100,453	(20,091)	20,231	120,684	(20,114)
1991	85,470	(17,094)	none	103,955	(17,326)
Totals	611,963	(17,485)	113,392	726,950	(17,308)

### PITTSBURGH CIVIC ARENA

YEAR	REGULAR	SEASON	PLAYOFF	TOTAL	
1990	21,156	(5,289)	none	21,156	(5,289)
1989	4,373		none	4,373	(4,373)
1988	41,185	(6,864)	none	41,185	(6,864)
1987	38,568	(12,856)	13,232	51,800	(12,950)
Totals	105,282	(7,520)	13,232	118,514	(7,901)

**Storm Totals**    **2,485,568**    **(13,363)**    **285,451**    **(14,273)**    **2,771,019**    **(13,452)**

( ) = average attendance If no ( ), then only one game played.

HOME GAMES PLAYED	REG. SEASON	PLAYOFFS	OVERALL
Amalie Arena:	145	11	156
Thunderdome:	35	8	43
Pittsburgh Civic Center	15	1	16
All-Time:	195	20	215

### SINGLE AFL-GAME ATTENDANCES

Preseason: 30,013 vs. Detroit 5/07/93    Regular Season: 28,746 vs. Orlando 6/19/93  
 Playoff: 21,111 vs. Albany 8/06/93    ArenaBowl: 25,087 vs. Orlando 9/01/95

The Tampa Bay Storm holds 19 of the top 20 regular season attendance records and 18 of the top 20 overall in Arena Football history. In fact, the Storm played in 19 of the top 20 overall attended games as they won ArenaBowl V in Detroit. Tampa Bay is an impressive 17-2 in those games; both losses came to the hands of Orlando. The Storm hold six of the top ten playoff attendance marks with a 5-1 record in those and the top 16 regular season records with a 14-2 record.

## ATTENDANCE RECORDS

### HIGHEST ATTENDANCES IN AFL HISTORY

1.	28,746	vs. Orlando (L)	6/19/93
2.	25,087	vs. Orlando	9/01/95(ArenaBowl IX)
3.	24,445	vs. Denver	7/13/95
4.	24,055	vs. Orlando	7/29/95
5.	22,464	vs. Albany	7/18/92
6.	21,693	vs. New Orleans	8/02/91
7.	21,240	vs. Charlotte	8/01/92
8.	21,111	vs. Albany	8/06/93(First Round Playoffs)
9.	20,819	vs. Orlando	8/13/94
10.	20,535	vs. Cleveland	6/20/92
11.	20,532	vs. Charlotte	6/05/93
12.	20,496	vs. Arizona	6/22/03(ArenaBowl XVII)
13.	20,357	at Detroit	8/17/91(ArenaBowl V)
14.	20,266	vs. Milwaukee	7/09/94
15.	20,231	vs. Cincinnati	8/08/92
16.	20,091	vs. Orlando (L)	7/02/92
17.	19,875	DAL vs. DET	8/13/90(ArenaBowl IV)
18.	19,867	vs. New Jersey	7/21/01
19.	19,438	vs. Albany	7/24/93
20.	19,378	vs. Miami	7/17/93

### HIGHEST ATTENDANCES IN REGULAR SEASON

1.	28,746	vs. Orlando (L)	4/09/05
2.	24,445	vs. Denver	7/13/91
3.	24,055	vs. Orlando	7/29/95
4.	22,464	vs. Albany	7/18/92
5.	21,692	vs. New Orleans	8/02/91
6.	21,249	vs. Charlotte	8/01/92
7.	20,819	vs. Orlando	8/13/94
8.	20,532	vs. Charlotte	6/05/93
9.	20,335	vs. Cleveland	6/20/92
10.	20,266	vs. Milwaukee	7/09/94
11.	20,091	vs. Orlando (L)	7/02/92
12.	19,867	vs. New Jersey	7/21/01
13.	19,438	vs. Albany	7/24/93
14.	19,378	vs. Miami	7/17/93
15.	19,031	vs. Miami	6/25/94
16.	18,794	vs. Orlando	4/09/05
17.	18,741	CLB vs. PHI	5/17/08
18.	18,486	vs. Cleveland	5/15/93
19.	18,244	vs. New York	5/15/05
20.	18,244	vs. Austin	6/23/07

# STORM RECORDS



## ALL-TIME COACHES

### HEAD COACHES

Joe Haering (1987-1990) \*Pittsburgh Gladiators  
Fran Curci (1991)  
Lary Kuharich (1992-94)  
Tim Marcum (1995-2010)  
Dave Ewart (2011-2013)  
Lawrence Samuels (2014-Present)

### ASSISTANT COACHES

John C. Fontes (1991)  
Larry Kuharich (1991, 2002)  
James Taubert (1991)  
John Gutekunst (1992)  
Lou Saban (1992)  
Bob Heffner (1993)  
Doug Kay (1993, 2002, 2013-14)  
Lynn Bradford (1994)  
Larry O'Roark (1994)  
Deatrich Wise (1994)  
Pat Spertudo (1994-95)  
Al Tanara (1995-96)  
Dave Whinham (1995-97, 2000, 2002)  
Tom Rossley (1997)  
Bob Shackelford (1995-2002)  
Dave Knaus (1998-99, 2001-02)  
Ron Selesky (1998-99)  
Eddie Vowell (1998-99, 2001-02, 2007-08)  
Mitch Matuska (2001-04)  
Dave Ewart (2003-2010)  
Mark Stoute (2005)  
Pat O'Hara (2005^, 2007-08)  
James 'Jimmy' Dunn (2006)  
Pete Kuharchek (2006, 2008)  
Tony Jones (2010)  
Donnie Abraham (2011-12)  
John Kaleo (2011)  
Nyle Wiren (2011)  
John Gregory (2012)  
Lawrence Samuels (2012-13)  
Dave Wilson (2012-present)  
Chris Hovan (2013-present)  
Doug Miller (2014)  
Ernie Leal (2015)  
Joshua Bauman (2015)  
Mike Feagin (2015)  
^Player/Coach



## TAMPA BAY STORM

# PLAYOFFS



## FRANCHISE PLAYOFF HISTORY

### GLADIATORS IN THE PLAYOFFS

DATE	OPPONENT	SCORE	ATTENDANCE	MVP	IRONMAN
8/1/1987*	Denver	L, 16-45	13,232	Gary Mullen (DEN)	Steve Trimblen (DEN)
7/22/1988	@ Detroit	L, 25-34	15,135	No Record	No Record
8/12/1989	Denver	W, 39-37	5,417 – Neutral	No Record	No Record
8/18/1989	@ Detroit	L, 26-39	19,875	No Record	No Record
8/6/1990	@ Detroit	L, 30-61	15,874	No Record	No Record

PLAYOFF RECORD: (1-4, .200)

### STORM IN THE PLAYOFFS

DATE	OPPONENT	SCORE	ATTENDANCE	MVP	IRONMAN
8/10/91	@ Denver	W, 40-13	18,485	Stevie Thomas	Lynn Bradford
8/17/91	@ Detroit	W, 48-42	20,357	Stevie Thomas	Darren Willis
8/08/92	Cincinnati	W, 41-36	20,231	Jay Gruden	Eddie Brown
8/15/92	@ Orlando	L, 21-24 (OT)	13,680	Carl Aikens (ORL)	B. Wagner (ORL)
8/06/93	Albany	W, 48-34	21,111	Stevie Thomas	Les Barley
8/14/93	@ Orlando	W, 55-52	13,680	Jay Gruden	Andre Bowden
8/23/93	@ Detroit	W, 51-31	12,989	Jay Gruden	Keith Browner
8/20/94	@ Mass.	L, 51-58	6,858	A. Langley(Mass.)	D. Smith (Mass.)
8/12/95	Memphis	W, 53-41	9,082	Jay Gruden	G. Lewis (Memphis)
8/18/95	Albany	W, 56-49	11,288	Jay Gruden	Stevie Thomas
9/01/95	Orlando	W, 48-35	25,087*	George LaFrance	B. Wagner (ORL)
8/09/96	Anaheim	W, 30-16	13,021	Johnnie Harris	Kent Wells
8/16/96	Arizona	W, 55-54	13,572	George LaFrance	C. McKinnon
8/26/96	@ Iowa	W, 42-38	11,411	Stevie Thomas	L. Conley (Iowa)
8/10/97	@ Nashville	W, 52-49	10,214	George LaFrance	Andre Bowden
8/16/97	@ Arizona	L, 46-49 (OT)	15,749	C. Schexnayder (ARZ)	B. Easter (ARZ)
8/07/98	San Jose	W, 65-46	11,001	George LaFrance	Les Barley
8/14/98	New Jersey	W, 49-23	10,051	Johnnie Harris	Andre Bowden
8/23/98	Orlando	L, 31-62	17,222	Rick Hamilton (ORL)	B. Wagner (ORL)
8/07/99	Orlando	L, 19-41	10,706	Barry Wagner (ORL)	B. Wagner (ORL)
7/29/00	Milwaukee	W, 72-64	11,737	James Bowden	Lawrence Samuels
8/03/00	@ Orlando	L, 24-34	13,122	Connell Maynor (ORL)	Clif Dell (ORL)
8/05/01	Indiana	L, 31-68	12,454	Eddie Brown (IND)	Jay Jones (IND)
7/27/02	@ Los Angeles	W, 66-41	9,203	Shane Stafford	Lawrence Samuels
8/03/02	@ San Jose	L, 48-55	13,074	John Dutton (SJS)	Barry Wagner (SJS)
5/31/03	Detroit	W, 52-48	12,322	Freddie Solomon	Lawrence Samuels
6/07/03	Orlando	W, 60-50	14,028	John Kaleo	T.T. Toliver
6/22/03	Arizona	W, 43-29	20,496	Lawrence Samuels	Lawrence Samuels
6/05/04	@ San Jose	L, 52-56	11,130	Mark Grieb (SJS)	Lawrence Samuels
5/29/05	@ Georgia	L, 46-62	10,579	Troy Bergeron (GEO)	Chris Jackson (GEO)
6/30/07	Columbus	L, 56-55	10,221	Terrill Shaw	Lawrence Samuels
8/07/10	@ Tulsa	W, 68-38	5,964	Brett Dietz	Sedrick Robinson
8/14/10	Orlando	W, 63-62	10,104	TT Toliver (ORL)	Robert Quiroga (ORL)
8/20/10	@ Spokane	L, 57-69	10,775	Kyle Rowley (SPK)	Huey Whittaker (ORL)
8/3/13	@ Jacksonville	L, 62-69	7,899	Bernard Morris (JAX)	Jeff Hughley, (JAX)

PLAYOFF RECORD: (22-13, .629)

OVERALL PLAYOFF RECORD (23-17, .575

\* Highest attendance in ArenaBowl and playoff history **BOLD** = ArenaBowl

- The Franchise is 5-4 in the title game (Pittsburgh 0-2 and Tampa Bay 5-2). The Storm won ArenaBowl's V, VII, IX, X and XVII.
- They lost ArenaBowl I, III as the Gladiators; XII and XXIII as the Storm

SCORE BY QTR	1	2	3	4	OT	FINAL	ATTENDANCE	AVERAGE	RECORD
Opponent	395	482	394	461	9	1810	Home	266,966	14-5
Pitt-Tam	379	558	388	446	3	1836	Away	248,154	8-11
							Neutral	5,417	1-0

## ARENA BOWL I

PITTSBURGH CIVIC ARENA: PITTSBURGH, PA

AUGUST 1, 1987

ATTENDANCE: 13,232

### DENVER 45, PITTSBURGH 16

Denver, led by quarterback Whit Taylor's 201 yards passing and four touchdowns, took a 32-0 lead heading into the fourth quarter. Pittsburgh's first points came on a Mike Hohensee-to-league MVP Russell Hairston 11-yard strike at 3:43 of the fourth. Eventual Hall of Famer Gary Mullen had nine receptions for 123 yards and three touchdowns.



SCORE BY QTR	1ST	2ND	3RD	4TH	FINAL
Denver Dynamite	12	6	14	13	45
Pittsburgh Gladiators	0	0	0	16	16

### SCORING SUMMARY

Den	1	Forte fumble recovery (Morales kick) (8:27)
Den	1	Prather 2 run (pass failed) (9:37)
Den	2	Mullen 26 pass from W. Taylor (pass failed) (4:38)
Den	3	Rodgers 32 pass from W. Taylor (Morales kick) (9:48)
Den	3	Trimble 47 interception return (Morales kick) (15:00)
Pitt	4	Hairston 11 pass from Hohensee (two-point conversion) (3:43)
Den	4	Mullen 5 pass from W. Taylor (Morales kick) (6:13)
Den	4	Mullen 19 pass from W. Taylor (kick blocked) (11:49)
Pitt	4	Richmond 14 pass from Folmar (two-point conversion) (14:28)

### PASSING

Den	W. Taylor 28-14-1 201 (4 TDs).
Pitt	Hohensee 37-18-3 186 (1 TD), Folmar 18-7-1 56 (1 TD).

### RECEIVING

Den	Mullen 9-123 (3 TDs), Rodgers 1-32 (1 TD), Brewer 1-16, Trimble 1-15, Prather 1-11, D. Taylor 1-4.
Pitt	Hairston 8-83 (1TD), Rafferty 6-45, Richmond 5-44, McClennon 3-39, Powell 2-19, Stoops 1-12.

### RUSHING

Den	Prather 4-24 (1 TD), Brewer 2-3, D. Taylor 1-0.
Pitt	Hohensee 2-24, McClennon 1(-2).

## ARENA BOWL II

JOE LOUIS ARENA: DETROIT, MI  
AUGUST 18, 1989  
ATTENDANCE: 19,875



### DETROIT 39, PITTSBURGH 26

Detroit's George LaFrance scored a touchdown in the third quarter with the Drive leading by just seven points. The victory was the third overall championship for Detroit head coach Tim Marcum. Pittsburgh's Rusty Fricke connected on an ArenaBowl record 55-yard field goal. Workhorse Lynn Bradford ran 12 times for 46 yards and a pair of touchdowns, including a title game record 17-yard scamper in the first quarter. Pittsburgh snared a record five interceptions.

SCORE BY QTR	1	2	3	4	F
Pittsburgh Gladiators	3	9	14	0	26
Detroit Drive	16	10	13	0	39

#### SCORING SUMMARY

DET	1st	Safety (fumble through endzone) (1:07)
DET	1st	Burris 1 run (Bojovic kick) (7:35)
PIT	1st	Fricke 55 FG (9:58)
DET	1st	Bradford 17 run (Bojovic kick) (13:29)
DET	2nd	Bojovic 50 FG (3:09)
PIT	2nd	Fricke 30 FG (5:41)
DET	2nd	Bradford 2 run (Bojovic kick) (12:53)
PIT	2nd	Powell 2 run (pass failed) (14:50)
PIT	3rd	Ross 23 fumble return (Fricke kick) (0:42)
DET	3rd	LaFrance 32 pass from Burris (kick failed) (7:05)
DET	3rd	Mullen 12 pass from Burris (Bojovic kick) (8:53)
PIT	3rd	Gardner 19 pass from Totten (Fricke kick) (13:56)

#### PASSING

PIT	Totten 36-19-0 149 (1 TD).
DET	Burris 26-12-5 176 (2 TDs).

#### RECEIVING

PIT	Monroe 4-23, Williams 3-45, Gardner 10-77 (1 TD), Anderson 1-3, Ross 1-1.
DET	LaFrance 2-39 (1 TD), Dixon 4-66, Mullen 6-71 (1 TD).

#### RUSHING

PIT	Monroe 1-6, Totten 3(-7), Powell 4-3 (1 TD), Anderson 1-1.
DET	Bradford 12-46 (2 TDs), Burris 2-4 (1 TD).

#### RETURNS

PIT	Williams 3-64, Ross 2-28.
DET	La France 5-66.

## ARENA BOWL V

JOE LOUIS ARENA: DETROIT, MI  
AUGUST 17, 1991  
ATTENDANCE: 20,357



### TAMPA BAY 48, DETROIT DRIVE 42

The Tampa Bay Storm capped off an unforgettable inaugural season with an improbable victory over the mighty Detroit Drive in Detroit to claim the ArenaBowl V championship. Game MVP Stevie Thomas hauled in the game-winning score from quarterback Jay Gruden with just 39 seconds remaining. The 35-yard pass broke a 42-42 tie score and gave the Storm their first league championship. Thomas finished with five receptions for 117 yards and tied an ArenaBowl record with four touchdown catches. Gruden, a rookie, passed for 298 yards. The Storm finished the 1993 season with a 10-2 record, losing only to Orlando in the season opener and at Denver. The Storm would exact revenge on both teams later in the season, returning the favor in Orlando and downing the Dynamite in the playoff semi-finals to advance to the championship game.

SCORE BY QTR	1	2	3	4	F
Tampa Bay Storm	7	21	14	6	48
Detroit Drive	14	7	9	12	42

#### SCORING SUMMARY

TAM	1st	Gruden 1 run (Hickert kick) (5:15)
DET	1st	Mullen 10 pass from Schlichter (Bojovic kick) (7:42)
DET	1st	LaFrance 32 pass from Schlichter (Bojovic kick) (14:38)
TAM	2nd	Thomas 13 pass from Gruden (Hickert kick) (4:53)
DET	2nd	Rettig 2 run (Bojovic kick) (8:10)
TAM	2nd	Bradford 3 run (Hickert kick) (14:20)
TAM	2nd	Thomas 42 pass from Gruden (Hickert kick) (15:00)
DET	3rd	McClay 13 pass from Schlichter (kick failed) (3:14)
TAM	3rd	Willis 37 pass from Gruden (Hickert kick) (5:58)
DET	3rd	Bojovic 46 FG (9:30)
TAM	3rd	Thomas 17 pass from Gruden (Hickert kick) (14:08)
DET	4th	Mullen 23 pass from Schlichter (kick failed) (0:50)
DET	4th	Anderson 1 run (pass failed) (13:40)
TAM	4th	Thomas 35 pass from Gruden (kick failed) (14:21)

#### PASSING

TAM	Gruden 36-20-3 298 (5 TDs).
DET	Schlichter 30-17-2 265 (4 TDs).

#### RECEIVING

TAM	Willis 6-124 (1 TD), Thomas 5-117 (4 TDs), Howard 1-3, Perkins 3-19, Bradford 1-6, Calip 3-19, Wright 1-10.
DET	Mullen 7-130 (2 TDs), McClay 2-22 (1 TD), LaFrance 4-69 (1 TD), Dixon 3-31, Anderson 1-13.

#### RUSHING

TAM	Gruden 4-10 (1 TD), Bradford 5-17 (1 TD), Perkins 1-3, Wright 2 (-2), Bowden 1 (-4).
DET	Rettig 3-14 (1 TD), Schlichter 3-3, Anderson 5-17 (1 TD).

#### RETURNS

TAM	Willis 2-36, Crawford 1-4, Thomas 2-27.
DET	LaFrance 6-115, McClay 1-12.

## ARENA BOWL VII

JOE LOUIS ARENA: DETROIT, MI  
AUGUST 21, 1993  
ATTENDANCE: 12,989



### TAMPA BAY STORM 51, DETROIT DRIVE 31

Two years after winning their first ArenaBowl championship, the Storm returned to Detroit in quest of their second world championship. And, this time, the outcome wasn't nearly as close. The Storm jumped out to a quick 10-0 first quarter lead and posted 20 points in the second quarter to deliver an early TKO to the Drive. Quarterback Jay Gruden was named Game MVP after completing 18-of-32 passes for 204 yards and three touchdowns. Les Barley, who in 1997 would become the league's all-time leading rusher, an honor which he still holds, rushed six times for 49 yards and a touchdown. In the game the Storm outgained the Drive, 307-214, in total offense and outrushed the Drive, 116-23.

Tampa Bay finished 12-3 in 1993. The 1993 ArenaBowl contest also marked the final game for the Detroit Drive after six magical seasons. The Drive advanced to the ArenaBowl game in every season, winning four times and losing twice, both times to Tampa Bay.

SCORE BY QTR	1	2	3	4	F
Tampa Bay Storm	10	20	7	14	51
Detroit Drive	0	17	7	7	31

#### SCORING SUMMARY

TAM	1st	Czyzewski 24 FG (8:25)
TAM	1st	Thomas 15 pass from Gruden (Czyzewski kick) (10:56)
DET	2nd	Langeloh 21 FG (0:46)
TAM	2nd	Czyzewski 47 FG (3:55)
TAM	2nd	Browner fumble recovery (Czyzewski kick) (5:49)
DET	2nd	LaFrance 27 pass from Renfroe (Langeloh kick) (7:38)
TAM	2nd	Field 18 pass from Gruden (Czyzewski kick) (12:38)
DET	2nd	Goode 2 pass from Renfroe (Langeloh kick) (14:03)
TAM	2nd	Czyzewski 26 FG (14:56)
TAM	3rd	Browner 9 pass from Byrd (Czyzewski kick) (8:55)
DET	3rd	Bell 34 pass from Renfroe (Langeloh kick) (10:25)
TAM	4th	Brown 7 pass from Gruden (Czyzewski kick) (1:29)
DET	4th	Burse 1 run (Langeloh kick) (5:24)
TAM	4th	Barley 4 run (Czyzewski kick) (11:12)

#### PASSING

TAM	Gruden 32-18-1 204 (3 TDs), Byrd 1-1-00-9 (1 TD).
DET	Renfroe 26-15-2 204 (3 TDs).

#### RECEIVING

TAM	Byrd 6-60, Brown 2-25 (1 TD), Bowden 2-18, Thomas 4-36 (1 TD), Mayes 2-31, Field 2-34 (1 TD), Browner 1-9 (1 TD).
DET	Bell 5-77 (1 TD), Langeloh 4-46, LaFrance 3-52 (1 TD), Clark 2-27, Goode 1-2 (1 TD).

#### RUSHING

TAM	Brown 3-18, Byrd 2-17, Field 1-2, Bowden 5-28, Barley 6-49 (1 TD), Mayes 1-2.
DET	Burse 8-21 (1 TD), Rettig 1-2.

#### RETURNS

TAM	Thomas 3-38, Mayes 1-3, Byrd 1-21.
DET	LaFrance 6-121, Bell 1-10.

## ARENA BOWL IX

THUNDERDOME: ST. PETERSBURG, FL  
SEPTEMBER 1, 1995  
ATTENDANCE: 25,087 (LEAGUE RECORD)



### TAMPA BAY 48, ORLANDO 35

The Storm dismissed arch-rival Orlando as first-year Head Coach Tim Marcum won his first championship in Tampa Bay. The game was also sweet to new owner Woody Kern, as the victory came one year to the day after his purchase of the Storm. Jay Gruden again was unstoppable in the championship game, tossing four touchdown passes and rushing for another score. George LaFrance, who joined the Storm after a successful stint with Marcum in Detroit, was named ArenaBowl MVP for the third time in his career after catching a pair of touchdown passes and returning a kickoff 57 yards for a third score. The Storm outscored the Predators 14-0 in the second quarter and played even with Orlando throughout the second half to hold on for their third championship in five seasons.

Tampa Bay finished the season at 13-2, including winning its final nine games. That streak would stretch through the middle of the 1996 season and balloon up to a league-record 17 straight wins.

SCORE BY QTR	1	2	3	4	F
Orlando Predators	15	0	7	13	35
Tampa Bay	15	14	6	13	51

#### SCORING SUMMARY

ORL	1st	Wagner 2 run (two-point conv.) (1:46)
TAM	1st	Thomas 10 pass from Gruden (two-point conv.) (6:21)
ORL	1st	Shell 4 pass from O'Hara (Bennett kick) (11:37)
TAM	1st	LaFrance 57 kickoff return (Cimadevilla kick) (12:37)
TAM	2nd	LaFrance 3 pass from Gruden (Cimadevilla kick) (5:57)
TAM	2nd	LaFrance 1 pass from Gruden (Cimadevilla kick) (14:57)
ORL	3rd	Wagner 3 MFG return (Bennett kick) (5:18)
TAM	3rd	Thomas 35 pass from Gruden (kick failed) (7:17)
ORL	4th	Fleming 14 run (Bennett kick) (3:44)
TAM	4th	Gruden 1 run (pass failed) (8:30)
TAM	4th	Sanders 47 INT return (Cimadevilla kick) (12:45)
ORL	4th	Wagner 3 pass from O'Hara (pass failed) (14:00)

#### PASSING

ORL	O'Hara 32-18-2 199 (2 TDs)
TAM	Gruden 30-18-2 209 (4 TDs)

#### RECEIVING

ORL	Shell 5-68 (1 TD), Wagner 2-7 (1 TD), Wright 5-52, Odom 1-4.
TAM	Thomas 7-127 (2 TDs), LaFrance 7-37 (2 TDs), Caesar 1-11, Bell 2-21, Perkins 1-13.

#### RUSHING

ORL	Fleming 3-24 (1 TD), Wagner 2-7 (1 TD), Odom 2(-1), O'Hara 3-0.
TAM	McKinnon 3-6, Jones 6-4, Gruden 1-1 (1 TD).

#### RETURNS

ORL	Wagner 1-1 (1 TD), Roberts 3-42, Wright 1-15.
TAM	LaFrance 4-111 (1 TD).

## ARENA BOWL X

VETERANS MEMORIAL AUDITORIUM: DES MOINES, IA  
AUGUST 26, 1996  
ATTENDANCE: 11,411



### TAMPA BAY 42, IOWA 38

The Storm defeated the Kurt Warner-led Iowa Barnstormers to claim their second straight ArenaBowl Championship and their fourth in six seasons in dramatic fashion. The game was voted as the greatest game in the history of the AFL. Iowa set or tied six ArenaBowl records but still could not overcome the Storm red zone defense. The Barnstormers had the ball 1st-and-goal on the goal line and failed to score. Iowa fumbled on first down, which moved the ball back to the three-yard line. Warner then had three attempts to toss it in for the score, but came up empty on each occasion and the Storm celebrated another world championship. Jay Gruden, playing in his final game as a Storm quarterback, threw five touchdowns, and Stevie Thomas claimed ArenaBowl MVP honors after catching two touchdown passes and returning an interception nine yards for a third score.

The 1996 season saw the Storm win 15 games, an Arena Football record. The Storm only lost twice in 1996, one of which snapped their league-record 17-game winning streak.

SCORE BY QTR	1	2	3	4	F
Tampa Bay Storm	13	15	7	7	42
Iowa Barnstormers	14	14	3	7	38

#### SCORING SUMMARY

TAM	1st	Rowland 12 pass from Gruden (Cimadevilla kick) (9:32)
IOW	1st	Spencer 16 pass from Warner (Black kick) (6:48)
IOW	1st	Cooper 30 pass from Warner (Black kick) (12:02)
TAM	1st	LaFrance 30 pass from Gruden (kick failed) (15:00)
IOW	2nd	Jacox 9 pass from Warner (Black kick) (10:46)
TAM	2nd	Thomas 35 pass from Gruden (two-point conv.) (10:59)
TAM	2nd	Thomas 9 INT return (Cimadevilla kick) (11:36)
IOW	2nd	Moran 1 run (Black kick) (14:49)
TAM	3rd	Caesar 21 pass from Gruden (Cimadevilla kick) (5:46)
IOW	3rd	Black 32 FG (14:57)
TAM	4th	Thomas 7 pass from Gruden (Cimadevilla kick) (3:05)
IOW	4th	Spencer 4 pass from Warner (Black kick) (7:38)

#### PASSING

TAM	Gruden 33-18-1 264 (5 TDs)
IOW	Warner 42-27-3 316 (4 TDs)

#### RECEIVING

TAM	LaFrance 4-63 (1 TD), Thomas 7-103 (2 TDs), Turner 2-27, Rowland 1-12 (1 TD), Worthman 1-18, McKinnon 1-5, Samuels 1-15, Caesar 1-21 (1 TD).
IOW	Jacox 6-71 (1 TD), Conley 10-91, Cooper 5-94 (1 TD), Spencer 3-26 (2 TDs), Jasper 3-34.

#### RUSHING

TAM	McKinnon 4-7, Jones 2-4, Thomas 1-2.
IOW	Moran 2-1 (1 TD), Jacox 1-1, Warner 4-7.

#### RETURNS

TAM	LaFrance 4-52.
IOW	Jacox 7-139.

## ARENA BOWL XII

ICE PALACE, TAMPA, FL  
AUGUST 23, 1998  
ATTENDANCE: 17,222



### ORLANDO 62, TAMPA BAY 31

Rick Hamilton rushed for an ArenaBowl record 82 yards and 3 touchdowns, and Chris Barber had three of Orlando's six interceptions as the Predators won their first ArenaBowl. Orlando had played in three of the previous 11 ArenaBowls, losing each of them. Tampa Bay lost its first ArenaBowl in five tries. Orlando led by seven at halftime before taking advantage of Tampa Bay turnovers to blow the game open with 23 straight points. Barry Wagner intercepted an errant pass from Peter Tom Willis to open the half, setting up Hamilton's 5-yard score. On the ensuing kickoff, George LaFrance fumbled the ball back into the end zone and got tackled by Webbie Burnett for a safety. Orlando took the free kick and drove 34 yards, ending with Hamilton's 10-yard run with 10:02 remaining. Wagner capped the rally with a 48-yard missed field goal return that gave Orlando a 47-17 lead with 5:25 remaining in the third quarter. The Predators intercepted Willis six times, including a 22-yard interception return by Damon Mason for a fourth-quarter touchdowwn. The Predators led 24-17 at halftime after dominating the second period behind two of Barber's interceptions. Trailing 14-10, Gruden elected for a fake field goal and backup quarterback Connell Maynor ran 3 yards to give Orlando a 17-14 lead at 7:47 remaining. After Bjorn Nittmo tied it with a 44-yard field goal, Hamilton turned a third-and-inches dive into an ArenaBowl record 36-yard touchdown run to put Orlando ahead for good.

SCORE BY QTR	1	2	3	4	FINAL
Orlando Predators	10	14	26	12	62
Tampa Bay Storm	14	3	8	6	31

#### SCORING SUMMARY

ORL	1st	Cool 23 FG (10:52)
TAM	1st	LaFrance 12 pass from Willis (Nittmo kick) (7:34)
ORL	1st	Gordon 23 pass from O'Hara (Cool kick) (4:16)
TAM	1st	LaFrance 9 pass from Willis (Nittmo kick) (0:31)
ORL	2nd	Maynor 3 run (Cool kick) (7:47)
TAM	2nd	Nittmo 44 FG (4:34)
ORL	2nd	Hamilton 36 run (Cool kick) (2:31)
ORL	3rd	Hamilton 5 run (Cool kick) (14:03)
ORL	3rd	Burnett safety (13:12)
ORL	3rd	Hamilton 10 run (Cool kick) (10:02)
ORL	3rd	Wagner 48 MFG return (Cool kick) (5:25)
TAM	3rd	LaFrance 7 pass from Willis (two-point conversion) (4:01)
ORL	3rd	Cool 20 FG (0:24)
ORL	4th	Mason 22 interception return (kick failed) (14:22)
TAM	4th	Thomas 8 pass from Willis (pass failed) (11:34)
ORL	4th	Gordon 8 kickoff return (kick failed) (10:46)

#### PASSING

ORL	O'Hara 8-25-1 114 (1 TD), TM 0-0-0-minus 7
TAM	Willis 16-31-6 213 (4 TDs)

#### RECEIVING

ORL	Wagner 3-47, Gordon 2-34 (1 TD), Law 2-24, Cooper 1-9
TAM	LaFrance 6-88 (3 TDs), Samuels 5-63, Thomas 2-29 (1 TD), Williams 2-23, Worthman 1-10

#### RUSHING

ORL	Hamilton 6-82 (3 TDs), Gordon 3-26, Hall 4-12, Maynor 1-3 (1 TD), Dorsey 1-3, Wagner 2-1.
TAM	Bowden 2-4, Barley 1-(-2)

#### RETURNS

ORL	Wagner 6-156 (1 TD), Gordon 2-14 (1 TD), McEntyre 1-0, Mason 1-22 (1 TD), Barber 3-22
TAM	LaFrance 6-82, Worthman 1-20, Harris 1-0

## ARENA BOWL XVII

ST. PETE TIMES FORUM: TAMPA, FL  
JUNE 22, 2003  
ATTENDANCE: 20,496



### TAMPA BAY 43, ARIZONA 29

Tampa Bay claimed their league-record fifth ArenaBowl Championship before 20,496 fans at the St. Pete Times Forum, the second largest ArenaBowl crowd ever and the largest football crowd ever at the St. Pete Times Forum. The Storm rode a pair of heroic performances to the victory, as Pat O'Hara came off the bench in the third quarter and completed 7-of-13 passes for 103 yards and two touchdowns. He also rushed for a three-yard score. Both of O'Hara's touchdown tosses went to Lawrence Samuels, who won his third ArenaBowl ring after catching five pass for 109 yards and three touchdowns, one of which was a 43-yard strike from O'Hara in the fourth quarter.

The Storm finished the season at 15-4 overall, tying the team record for single-season victories. The five ArenaBowl championships won by the Storm surpasses the four won by the Detroit Drive. The championship was the seventh won by Storm head coach Tim Marcum in 10 championship game appearances.

SCORE BY QTR	1	2	3	4	F
Arizona Rattlers	10	6	6	7	29
Tampa Bay Storm	14	9	7	13	43

#### SCORING SUMMARY

ARI	1st	Garner 36 FG (11:02)
TAM	1st	Samuels 33 pass from Kaleo (kick failed) (7:43)
ARI	1st	Bonner 1 run (Garner kick) (5:07)
TAM	1st	Proctor 1 run (two point conv.) (1:24)
TAM	2nd	Kinney 26 fumble return (kick failed) (12:52)
ARI	2nd	Kelly 8 run (kick failed) (7:53)
TAM	2nd	Stucker 23 FG (0:04)
TAM	3rd	Samuels 9 pass from Kaleo (Stucker kick) (7:26)
ARI	3rd	Bryant 3 pass from Bonner (kick failed) (2:38)
TAM	4th	Samuels 43 pass from Kaleo (Stucker kick) (14:54)
TAM	4th	O'Hara 3 run (kick failed) (10:39)
TAM	4th	Gatewood 3 pass from Bonner (Garner kick) (8:02)

#### PASSING

ARI	Bonner 31-15-1 164 (2 TDs).
TAM	Kaleo 13-8-0 136 (1 TD), O'Hara 13-7-0 103 (2 TDs).

#### RECEIVING

ARI	Gatewood 5-69 (1 TD), Bryant 4-53 (1 TD), Pace 4-25, Parker 1-9, Cooper 1-8.
TAM	Samuels 5-109 (3 TDs), Solomon 3-28, Dell 2-39, Toliver 2-34, Saunders 2-23, Crespina 1-6.

#### RUSHING

ARI	Kelly 5-31 (1 TD), Bonner 2-1 (1 TD), Pace 1-3, Trentadue 1-1.
TAM	White 5-7, Proctor 4-1 (1 TD), Kaleo 2-5, O'Hara 1-3, Saunders 1-0.

#### RETURNS

ARI	Lawson 5-136, Pace 1-22.
TAM	Solomon 3-36, Toliver 1-13.

## ARENA BOWL XXIII

SPOKANE VETERANS ARENA: SPOKANE, WA  
AUGUST 20, 2010  
ATTENDANCE: 11,017



### SPOKANE 69, TAMPA BAY 57

The Spokane Shock were crowned the 2010 ArenaBowl Champions after they defeated the Tampa Bay Storm 69-57 in front of 11,017 on Spokane Tribe Field. Tampa Bay struck pay dirt first with a three-yard rushing touchdown by FB Eric Ortiz. But Spokane fired right back with a touchdown of their own, thanks to a six-yard touchdown pass from QB Kyle Rowley to WR Huey Whittaker. Spokane's defense set the tone for the rest of the game on the Storm's second drive. DL Jeremy Geathers broke through Tampa Bay's offensive line and sacked QB Brett Dietz, forcing a fumble. DL Richard Clebert recovered the fumble and returned it 35 yards to put Spokane's offense in scoring position once again. Two plays later, Rowley found WR Markee White for a five-yard touchdown reception.

White continued to go on an offensive tear, leading the team with nine receptions for 99 yards with four touchdowns. Whittaker shared the spotlight, scoring four touchdowns, and recorded eight receptions for 82 yards. Rowley finished the game completing 75% of his passes for 237 yards and nine touchdowns (an ArenaBowl record) with no interceptions and was named the MVP.

Dietz finished the game completing 73% of his passes for 306 yards with four touchdowns. DB Mervin Brookins and DB Travis Williams each recorded an interception against Dietz. The Storm's receiving corps was led by WR Hank Edwards, who recorded a game-high 11 receptions for 132 yards. WR Tyrone Timmons was second on the team with eight receptions for 107 yards.

SCORE BY QTR	1	2	3	4	F
Tampa Bay Storm	7	21	7	22	57
Spokane Shock	6	28	14	21	69

#### SCORING SUMMARY

TAM	1st	Ortiz 3 run (Rivas kick) (8:16)
SPK	1st	Whittaker 7 pass from Rowley (kick blocked) (0:00)
SPK	2nd	White 4 pass from Rowley (Rowan good)
SPK	2nd	White 4 pass from Rowley (Rowan good)
TAM	2nd	Ortiz 1 run (Rivas good)
SPK	2nd	White 15 pass from Rowley (Rowan good)
TAM	2nd	Rubin 7 pass from Dietz (Rivas good)
TAM	2nd	Royal 6 run (Rivas good)
SPK	2nd	White 22 pass from Rowley (Rowan good)
SPK	3rd	Rowley 1 run (Rowan good)
SPK	3rd	Whittaker 20 pass from Rowley (Rowan good)
TAM	3rd	Ortiz 5 run (Rivas good)
SPK	4th	Whittaker 13 pass from Rowley (Rowan good)
TAM	4th	Timmons 19 pass from Dietz (Rivas miss)
SPK	4th	Ta'Amu 4 pass from Rowley (Rowan good)
TAM	4th	Edwards 8 pass from Dietz (Timmons catch)
SPK	4th	Whittaker 4 pass from Rowley (Rowan good)
TAM	4th	Edwards 7 pass from Dietz (Ortiz rush)

#### PASSING

TAM	Dietz 40-29-2 306 (4 TDs)
SPK	Rowley 32-24-0 237 (9 TD)

#### RECEIVING

TAM	Edwards 11-132 (2 TD), Timmons 8-107 (1 TD), Rubin 7-57 (1 TD), Kaleita 1-5, Robinson 1-4
SPK	White 9-99 (4 TD), Whittaker 8-82 (4 TD), Orton 6-52, Ta'amu 1-4 (1 TD)

#### RUSHING

TAM	Ortiz 3-9 (3 TD), Royal 2-7 (1 TD)
SPK	Rowley 4-5(1TD)

#### RETURNS

TAM	Robinson 9-119,
SPK	Brookins 2-49, Sammons 1-19

## INDIVIDUAL SINGLE-GAME POSTSEASON RECORDS

### POINTS SCORED

For the Storm 38, James Bowden vs. Milwaukee, 7/29/00  
Against the Storm 42, TT Toliver vs. Orlando 8/14/10

### TOUCHDOWNS SCORED

For the Storm 6, James Bowden vs. Milwaukee, 7/29/00  
Against the Storm 7, TT Toliver vs. Orlando 8/14/10

### RUSHES ATTEMPTED

For the Storm 11, Andre Bowden vs. Orlando, 8/14/93  
Against the Storm 8, Tony Burse, Detroit, 8/21/93

### RUSHING YARDS

For the Storm 52, Robert Lyles vs. Massachusetts, 8/22/94  
Against the Storm 82, Rick Hamilton, Orlando, 8/23/98

### TOUCHDOWNS RUSHING

For the Storm 3, Lynn Bradford vs. Denver, 8/10/91;  
Eric Ortiz at Spokane 8/20/10  
Against the Storm 3, Rick Hamilton, Orlando, 8/23/98

### LONGEST RUSH

For the Storm 41, Robert Lyles vs. Massachusetts, 8/22/94  
Against the Storm 36, Rick Hamilton, Orlando, 8/23/98

### PASSES ATTEMPTED

For the Storm 46, Brett Dietz vs. Orlando, 8/14/10  
Against the Storm 46, Rickey Foggie, New Jersey, 8/14/98

### PASSES COMPLETED

For the Storm 29, Brett Dietz at Spokane 8/20/10  
Against the Storm 28, Bernard Morris at Jacksonville 8/3/13

### YARDS GAINED PASSING

For the Storm 318, Shane Stafford at San Jose, 6/5/04  
Against the Storm 341, Jay Gruden, Orlando, 6/07/03

### PASS COMPLETION PERCENTAGE

For the Storm 81.3%, Jay Gruden vs. Denver, 8/10/91  
Against the Storm 75.8%, Andy Kelly, Detroit, 5/31/03

### TOUCHDOWN PASSES

For the Storm 7, Jay Gruden vs. Mass., 8/20/94, vs.  
Arizona, 8/16/96;  
John Kaleo vs. Milwaukee, 7/29/00;  
Shane Stafford at Los Angeles, 7/27/02, at  
San Jose, 6/5/04;  
Brett Dietz at Tulsa 8/7/10 and vs. Orlando  
8/14/10;  
Shane Boyd at Jacksonville 8/3/13  
Against the Storm 9, Nick Hill vs. Orlando 8/14/10;  
Kyle Rowley at Spokane 8/20/10

### LONGEST PASS

For the Storm 46, Gruden to Mayes vs. Cincinnati, 8/8/92  
Against the Storm 48, Gruden to McGriff, Orlando, 6/7/03

### INTERCEPTIONS THROWN

For the Storm 6, Peter Tom Willis vs. Orlando, 8/23/98  
Against the Storm 3, Kurt Warner, Iowa, 8/26/96;  
Tony Graziani, Los Angeles, 7/27/02;  
Justin Allgood at Tulsa 8/7/10

### RECEPTIONS

For the Storm 11, James Bowden vs. Indiana, 8/5/01;  
Lawrence Samuels at San Jose, 6/5/04,  
vs. Columbus 6/30/07;  
Hank Edwards at Spokane 8/20/10  
Against the Storm 14, Alvin Ashley, New Jersey, 8/14/98

### YARDS RECEIVING

For the Storm 155, George LaFrance vs. Arizona, 8/16/98  
Against the Storm 165, TT Toliver, vs. Orlando, 8/14/10

### TOUCHDOWNS RECEIVING

For the Storm 5, George LaFrance vs. Arizona, 8/16/98  
Against the Storm 4, Andre Langley, Massachusetts, 8/22/94;  
Calvin Schexnayder, Arizona, 8/16/97

### FIELD GOALS ATTEMPTED

For the Storm 6, Donald Igwebuikwe at Orlando, 8/15/92  
Against the Storm 8, Jorge Cimadevilla, Orlando, 8/14/93

### FIELD GOALS MADE

For the Storm 4, Rich Fall at Arizona, 8/16/97  
Against the Storm 4, Brian Lee, Memphis, 8/12/95

### EXTRA POINTS ATTEMPTED

For the Storm 9, Pete Elezovic at Los Angeles, 7/27/02  
Against the Storm 10, Taylor Rowan at Spokane 8/20/10

### EXTRA POINTS MADE

For the Storm 9, Pete Elezovic at Los Angeles, 7/27/02  
Against the Storm 9, Taylor Rowan at Spokane 8/20/10

### POINTS SCORED, KICKING

For the Storm 16, Rich Fall at Arizona, 8/16/97  
Against the Storm 15, Jorge Cimadevilla, Orlando, 8/14/93

### KICKOFF RETURNS

For the Storm 9, James Bowden vs. Indiana, 8/5/01; Sedrick  
Robinson at Spokane 8/20/10  
Against the Storm 9, Josh Bush vs. Orlando 8/14/20

### KICKOFF RETURN YARDAGE

For the Storm 203, James Bowden vs. Indiana, 8/5/01  
Against the Storm 192, Hunkie Cooper, Arizona, 8/16/97

### LONGEST KICKOFF RETURN

For the Storm 57, George LaFrance vs. Orlando, 9/1/95  
Against the Storm 57, Ron Carpenter, Detroit, 5/31/03

### COMBINED RETURN YARDS

For the Storm 207, George LaFrance vs. Memphis, 8/12/95  
Against the Storm 258, Lamont Cooper, Milwaukee, 7/29/00

### ALL-PURPOSE YARDS

For the Storm 302, James Bowden vs. Indiana, 8/5/01  
Against the Storm 347, Lamont Cooper, Milwaukee, 7/29/00

### MISSED FG RETURNS

For the Storm 2 by several players  
Against the Storm 2, Herkie Walls, Orlando, 8/15/92;  
Troy Bergeron, Georgia, 5/29/05

### MISSED FG RETURN YARDAGE

For the Storm 45, George LaFrance vs. Memphis,  
8/12/95  
Against the Storm 67, Troy Bergeron, Georgia, 5/29/05

### LONGEST MISSED FG RETURN

For the Storm 45, George LaFrance vs. Memphis,  
8/12/95  
Against the Storm 56, Troy Bergeron, Georgia, 5/29/05

### TOTAL TACKLES

For the Storm 12, Antoine Worthman vs. Milwaukee,  
7/29/00  
Against the Storm 15, Barry Wagner, Orlando, 8/15/92

### SACKS

For the Storm 2, Keith Browner vs. Denver, 8/10/91  
and vs. Cincinnati, 8/8/92  
Against the Storm 2, Jon McCall, Detroit, 5/31/03;  
James Goode, Detroit, 8/21/93

### INTERCEPTIONS

For the Storm 3, Jo Jo Heath, vs. Denver,  
8/12/89  
Against the Storm 3, Chris Barber, Orlando, 8/23/99

### INTERCEPTION YARDAGE

For the Storm 47, Tracy Sanders vs. Orlando, 9/1/95  
Against the Storm 73, Jay Jones, Indiana, 8/5/01

### LONGEST INTERCEPTION RETURN

For the Storm 47, Tracy Sanders vs. Orlando, 9/1/95  
Against the Storm 50, BJ Barre, Columbus, 6/30/07



## TEAM POSTSEASON RECORDS

### THE MOST

Points Scored, Game	72, vs. Milwaukee, 7/29/00
Points Allowed, Game	69, two times at Spokane, 8/20/10 at Jacksonville, 8/3/13
Points Scored, Both Teams	136, vs. Milwaukee 7/29/00 (72-64, W)
Margin of Victory	30, at Tulsa, 8/7/10 (68-38)
Margin of Defeat	37, vs. Indiana, 8/5/01 (31-68)
First Downs, Game	29, vs. Columbus, 6/30/07
First Downs Allowed, Game	25, at Jacksonville, 8/3/13
Total Yards, Game	392, vs. Milwaukee, 7/29/00
Total Yards Allowed, Game	354, at Jacksonville, 8/3/13
Rush Yards, Game	116, at Detroit, 8/21/93
Rush Yards Allowed, Game	127, vs. Orlando, 8/23/99
Pass Yards, Game	312, vs. Albany, 8/18/95
Pass Yards Allowed, Game	330, vs. Orlando, 6/7/03
Pass Attempts, Game	46, vs. Orlando, 8/14/10
Pass Attempts Allowed, Game	47, vs. New Jersey, 8/14/98
Pass Completions, Game	29, at Spokane, 8/20/10
Pass Completions Allowed, Game	28, at Jacksonville, 8/3/13
Points scored in 1st Quarter	21, two times, at Los Angeles, 7/27/02; vs. San Jose, 8/8/98
Points allowed in 1st Quarter	15, vs. Orlando, 9/1/95
Points scored in 2nd Quarter	28, at Orlando, 8/14/93
Points allowed in 2nd Quarter	28, at Spokane, 8/20/10
Points scored by halftime	38, at Los Angeles, 7/27/02
Points allowed by halftime	35, Columbus, 6/30/07
Points scored in 3rd Quarter	21, vs. Albany, 8/6/93
Points allowed in 3rd Quarter	26, vs. Orlando, 8/23/98
Points scored through 3 quarters	54, at Tulsa, 8/7/10
Points allowed through 3 quarters	50, vs. Orlando, 8/23/98
Points scored in 4th Quarter	27, at San Jose, 6/5/04
Points allowed in 4th Quarter	36, at Jacksonville, 8/1/13

### THE LEAST

Points Scored, Game	19, vs. Orlando, 8/7/99
Points Allowed, Game	13, vs. Denver, 8/10/91
Points Scored, Both Teams	45, at Orlando 8/15/92 (21-24, L)
Margin of Victory	1, two times vs. Orlando, 8/14/10 (63-62); vs. Arizona, 8/16/96 (55-54)
Margin of Defeat	1, Columbus, 6/30/07
First Downs, Game	12, vs. Orlando, 8/23/99
First Downs Allowed, Game	9, vs. Anaheim, 8/9/96
Total Yards, Game	213, vs. Orlando, 6/7/03
Total Yards Allowed, Game	126, vs. Anaheim, 8/9/96
Rush Yards, Game	-5, vs. Arizona, 8/16/96
Rush Yards Allowed, Game	-11, at Nashville, 8/10/97
Pass Yards, Game	191, at Detroit, 8/21/93
Pass Yards Allowed, Game	107, Orlando, 8/7/99
Pass Attempts, Game	16, vs. Denver, 8/10/91
Pass Attempts Allowed, Game	26, two times, at Detroit, 8/21/93; vs. Columbus, 6/30/07
Pass Completions, Game	13, two times, vs. Denver, 8/10/91; vs. Albany, 8/6/93
Pass Completions Allowed, Game	8, Orlando, 8/23/98
Points scored in 1st Quarter	0, two times
Points allowed in 1st Quarter	0, four times
Points scored in 2nd Quarter	0, at San Jose, 6/5/04
Points allowed in 2nd Quarter	0, four times
Points scored by halftime	3, at Orlando, 8/15/92
Points allowed by halftime	0, Orlando, 8/7/99
Points scored in 3rd Quarter	0, four times
Points allowed in 3rd Quarter	0, two times, at Los Angeles, 7/27/02; vs. Albany, 8/18/95
Points scored through 3 quarters	10, at Orlando, 8/15/92
Points allowed through 3 quarters	12, at Orlando, 8/15/92
Points scored in 4th Quarter	0, vs. Albany, 8/6/93
Points allowed in 4th Quarter	0, three times

## STORM SITUATIONALS IN THE PLAYOFFS

### 20-12 WHEN...

	LEADING	TRAILING	TIED	
1st quarter	14-4	6-11	3-2	May: 1-1
Halftime	20-4	2-12	1-1	June: 2-2
3rd quarter	20-3	2-12	1-2	July: 2-1
				August: 17-13
				September: 1-0

### TAMPA BAY

Scores first: 10-6	Thursday: 0-1
More total yards: 19-9	Friday: 7-3
More passing yards: 15-13	Saturday: 12-9
More rushing yards: 15-3	Sunday: 2-3
More turnovers: 4-12	Monday: 2-1

### OPPONENT

Scores first: 13-11	Current teams: 11-10
Defunct teams: 12-7	
More or same total yards: 4-8	Games decided by 20+ points: 4-5
More or same passing yards: 8-4	Games decided by 3 points or less: 5-3
More or same rushing yards: 8-14	Storm hold opponents under 30 points: 3-1
More or same Turnovers: 19-5	Storm hold opponents under 20 points: 2-0
Home: 14-5	Storm held under 40 points: 2-9
Away: 8-12	Storm held to 30 points or less: 1-7
Neutral: 1-0	
Overtime: 0-2	

### STORM PLAYOFF RECORD WHEN (ALL-TIME)

TAMPA BAY HAS...		OPPONENT HAS...
2-4	300-yd passer	4-1
7-1	30-yd rusher	3-4
13-8	100-yd receiver	9-6
2-0	Two 30-yd rushers	0-0
2-2	Two 100-yd receivers	0-1
2-3	300 or more team pass yards	2-1
4-1	50 or more team rush yards	1-3
6-1	score 60 or more points	5-3
13-5	score 50 or more points	9-5
21-8	score 40 or more points	17-8



## STORM PLAYOFF CAREER LEADERS

GAMES PLAYED		
1.	Samuels, Lawrence	22
2.	Bowden, Andre	18
2.	Perkins, Tracey	18
2.	Thomas, Stevie	18
5.	Gruden, Jay	14
6.	LaFrance, George	12
7.	Dowden, Corey	11
8.	Rowland, Lynn	10
8.	Worthman, Antoine	10
10.	Barley, Les	9

PASSING TOUCHDOWNS		
1.	Gruden, Jay	52
2.	Dietz, Brett	24
3.	Kaleo, John	23
4.	Stafford, Shane	23
4.	Willis, Peter Tom	22
6.	Boyd, Shane	7
7.	Folmar, Brendan	6
7.	Totten, Willie	6
9.	Hohensee, Mike	2
9.	O'Hara, Pat	2

RUSHING ATTEMPTS		
1.	Bowden, Andre	72
2.	McKinnon, Cedric	34
3.	Barley, Les	30
4.	Jones, Tony	19
5.	Proctor, Basil	18
6.	White, David	15
7.	Gruden, Jay	14
8.	Bradford, Lynn	13
8.	Landry, Doug	13
10.	Royal, Terrence	12
11.	Stafford, Shane	11

RUSHING YARDAGE		
1.	Bowden, Andre	202
2.	Barley, Les	153
3.	McKinnon, Cedric	94
4.	Landry, Doug	57
5.	Bradford, Lynn	54
6.	Lyles, Robert	52
7.	Proctor, Basil	44
8.	Bowden, James	38
9.	Pearson, Travis	35
10.	Brown, Eddie	29

RUSHING TOUCHDOWNS		
1.	Barley, Les	7
1.	McKinnon, Cedric	7
3.	Bowden, Andre	6
4.	Ortiz, Eric	5
4.	Proctor, Basil	5
6.	Bradford, Lynn	4
7.	Royal, Terrence	3
7.	Gruden, Jay	3
7.	Landry, Doug	3
7.	Stafford, Shane	3

PASSING ATTEMPTS		
1.	Gruden, Jay	426
2.	Willis, Peter Tom	196
3.	Dietz, Brett	157
4.	Kaleo, John	150
5.	Stafford, Shane	148
6.	Folmar, Brendan	68
7.	Totten, Willie	62
8.	Hohensee, Mike	47
9.	Boyd, Shane	33
10.	O'Hara, Pat	13

PASSING COMPLETIONS		
1.	Gruden, Jay	253
2.	Willis, Peter Tom	114
3.	Dietz, Brett	103
4.	Kaleo, John	95
5.	Stafford, Shane	83
6.	Folmar, Brendan	40
7.	Totten, Willie	35
8.	Hohensee, Mike	23
9.	Boyd, Shane	17
10.	O'Hara, Pat	7

PASSING YARDAGE		
1.	Gruden, Jay	3,396
2.	Willis, Peter Tom	1,449
3.	Kaleo, John	1,304
4.	Stafford, Shane	1,233
5.	Dietz, Brett	1,150
6.	Folmar, Brendan	388
7.	Totten, Willie	350
8.	Boyd, Shane	282
9.	Hohensee, Mike	256
10.	O'Hara, Pat	103

ALL-PURPOSE YARDAGE		
1.	LaFrance, George	2,069
2.	Thomas, Stevie	1,739
3.	Samuels, Lawrence	1,146
4.	Bowden, James	765
5.	Toliver, T.T.	584
6.	Solomon, Freddie	524
7.	Robinson, Sedrick	411
8.	Saunders, David	378
9.	Byrd, Bobby	341
10.	Edwards, Hank	305
11.	Brown, Eddie	292
12.	Mayes, Jeff	289

POINTS SCORED		
1.	LaFrance, George	170
2.	Thomas, Stevie	156
3.	Samuels, Lawrence	108
4.	Solomon, Freddie	62
5.	Saunders, David	58
6.	Cimadavilla, Jorge	46
7.	Timmons, Tyrone	44
7.	Barley, Les	44
7.	Bowden, James	44
7.	McKinnon, Cedric	44
11.	Ortiz, Eric	38
11.	Bowden, Andre	38

TOUCHDOWNS SCORED		
1.	LaFrance, George	28
2.	Thomas, Stevie	25
3.	Samuels, Lawrence	18
4.	Solomon, Freddie	10
5.	Saunders, David	9
6.	Timmons, Tyrone	7
6.	Barley, Les	7
6.	Bowden, James	7
6.	McKinnon, Cedric	7
10.	4 tied - Last: Ortiz, E	6

TACKLES		
1.	Perkins, Tracey	73.0
2.	Dowden, Corey	52.0
3.	Samuels, Lawrence	51.0
4.	Worthman, Antoine	38.0
5.	Harris, Johnnie	37.0
5.	Sanders, Tracy	37.0
7.	Bowden, Andre	35.0
8.	Brown, Eddie	28.0
9.	Toliver, T.T.	20.0
10.	2 tied	17.0

FORCED FUMBLES		
1.	Bowden, Andre	3
1.	Wiren, Nyle	3
3.	Cohen, B.J.	2
3.	Conner, Darion	2
3.	Samuels, Lawrence	2
6.	12 tied	1

INTERCEPTIONS BY		
1.	Heath, Jo Jo	5
1.	Samuels, Lawrence	5
3.	Harris, Johnnie	4
3.	Perkins, Tracey	4
5.	Toliver, T.T.	3
6.	7 tied - Last: McIntosh, E	2

OPP. FUMBLE RECOVERIES		
1.	Roberts, R.J.	2
1.	Bowden, Andre	2
1.	Samuels, Lawrence	2
1.	Saunders, David	2
4.	18 tied	1

Last - Dukes, C and Smith, J

SACKS		
1.	Bowden, Andre	5.0
2.	Browner, Keith	4.5
3.	Dimitrenko, Scott	3.5
4.	Wallis, Craig	2.5
5.	8 tied	2.0

PASS BREAKUPS		
1.	Perkins, Tracey	26
2.	Dowden, Corey	12
3.	Harris, Johnnie	9
3.	Worthman, Antoine	9
5.	Sanders, Tracy	8
6.	Samuels, Lawrence	7
7.	McIntosh, Erick	5
7.	12 tied - Last: Hawthorne, M.	3

## STORM PLAYOFF GAME LEADERS

ATTEMPTS	NAME	DATE	OPPONENT
1.	46	Brett Dietz	8/14/10 vs. Orlando
2.	43	Peter Tom Willis	8/7/99 vs. Orlando
2.	43	Shane Stafford	6/5/04 at San Jose
4.	40	Brett Dietz	8/20/10 at Spokane*
5.	40	Brett Dietz	6/30/07 vs. Columbus
6.	39	Shane Stafford	8/3/02 at San Jose
7.	38	Peter Tom Willis	8/16/97 at Arizona (OT)
8.	37	Jay Gruden	8/18/95 vs. Albany
9.	36	Mike Hohensee	8/1/87 vs. Denver*
9.	36	Willie Totten	8/18/89 at Detroit*
9.	36	Jay Gruden	8/17/91 at Detroit*
9.	36	Jay Gruden	8/14/93 at Orlando
13.	35	Jay Gruden	8/9/96 vs. Anaheim

COMPLETIONS	NAME	DATE	OPPONENT
1.	29	Brett Dietz	8/20/10 at Spokane*
2.	27	Brett Dietz	6/30/07 vs. Columbus
3.	25	Shane Stafford	6/5/04 at San Jose
4.	24	Brett Dietz	8/14/10 vs. Orlando
4.	24	Jay Gruden	8/14/93 at Orlando
6.	23	Brett Dietz	8/7/10 at Tulsa
6.	23	Jay Gruden	8/18/95 vs. Albany
8.	22	Shane Stafford	7/27/02 at Los Angeles
8.	22	John Kaleo	7/29/00 vs. Milwaukee
10.	21	Peter Tom Willis	8/7/99 vs. Orlando
10.	21	Peter Tom Willis	8/16/97 at Arizona (OT)
12.	20	Jay Gruden	8/17/91 at Detroit*
12.	20	John Kaleo	5/31/03 vs. Detroit
14.	19	Willie Totten	8/18/89 at Detroit*

PASSING YARDS	NAME	DATE	OPPONENT
1.	318	Shane Stafford	6/5/04 at San Jose
2.	315	Brett Dietz	6/30/07 vs. Columbus
3.	309	Jay Gruden	8/18/95 vs. Albany
4.	307	John Kaleo	7/29/00 vs. Milwaukee
5.	306	Brett Dietz	8/20/10 at Spokane*
6.	304	Shane Stafford	5/29/05 at Georgia
7.	298	Shane Stafford	7/27/02 at Los Angeles
7.	298	Jay Gruden	8/17/91 at Detroit*
9.	282	Shane Boyd	8/3/13 at Jacksonville
9.	278	Jay Gruden	8/16/96 vs. Arizona
11.	277	Peter Tom Willis	8/16/97 at Arizona (OT)

PASSING TDS	NAME	DATE	OPPONENT
1.	7	Shane Boyd	8/3/13 at Jacksonville
1.	7	Brett Dietz	8/14/10 vs. Orlando
1.	7	Brett Dietz	8/7/10 at Tulsa
1.	7	Jay Gruden	8/20/94 at Massachusetts
1.	7	Jay Gruden	8/16/96 vs. Arizona
1.	7	John Kaleo	7/29/00 vs. Milwaukee
1.	7	Shane Stafford	7/27/02 at Los Angeles
1.	7	Shane Stafford	6/5/04 at San Jose
8.	6	Peter Tom Willis	8/8/98 vs. San Jose
8.	6	John Kaleo	5/31/03 vs. Detroit
8.	6	Brett Dietz	6/30/07 vs. Columbus
11.	5	Willie Totten	8/12/89 vs. Denver*
11.	5	Jay Gruden	8/17/91 vs. Albany
11.	5	Jay Gruden	8/26/96 at Iowa*
11.	5	John Kaleo	6/7/03 vs. Orlando

INTS THROWN	NAME	DATE	OPPONENT
1.	6	Peter Tom Willis	8/23/98 vs. Orlando*
2.	3	Mike Hohensee	8/1/87 vs. Denver*
2.	3	Brendan Folmar	8/6/90 at Detroit
2.	3	Jay Gruden	8/17/91 at Detroit*
2.	3	Jay Gruden	8/16/96 vs. Arizona
2.	3	Peter Tom Willis	8/7/99 vs. Orlando
2.	3	John Kaleo	8/5/01 vs. Indiana
8.	2	Brett Dietz	8/20/10 at Spokane
8.	2	Brett Dietz	8/14/10 vs. Orlando
8.	2	Shane Stafford	5/29/05 at Georgia
8.	2	John Kaleo	8/3/00 at Orlando
8.	2	Peter Tom Willis	8/16/97 at Arizona (OT)
8.	2	Jay Gruden	8/26/96 at Iowa*
8.	2	Jay Gruden	8/9/96 vs. Anaheim
8.	2	Jay Gruden	8/1/95 vs. Orlando*
8.	2	Jay Gruden	8/20/94 at Massachusetts
8.	2	Jay Gruden	8/8/92 vs. Cincinnati
8.	2	Brendan Folmar	7/22/88 at Detroit

RECEPTIONS	NAME	DATE	OPPONENT
1.	11	Hank Edwards	8/20/10 vs. Spokane*
1.	11	Lawrence Samuels	6/30/07 vs. Columbus
1.	11	Lawrence Samuels	6/5/04 at San Jose
1.	11	James Bowden	8/5/01 vs. Indiana
5.	10	DeAndrew Rubin	8/14/10 vs. Orlando
5.	10	Charles Wilson	8/7/95 vs. Orlando
5.	10	Brian Gardner	8/18/89 at Detroit*
8.	9	Terrill Shaw	6/30/07 vs. Columbus
8.	9	George LaFrance	8/14/98 vs. New Jersey
8.	9	George LaFrance	8/18/95 vs. Albany
11.	8	Tyrone Timmons	8/20/10 at Spokane*
11.	8	Freddie Solomon	5/31/03 vs. Detroit
11.	8	Lawrence Samuels	8/16/97 at Arizona (OT)
11.	8	George LaFrance	8/16/96 vs. Arizona
11.	8	Stevie Thomas	8/18/95 vs. Albany
11.	8	Russell Hairston	8/1/87 vs. Denver*

RECEIVING YARDS	NAME	DATE	OPPONENT
1.	155	George LaFrance	8/16/96 vs. Arizona
2.	141	Freddie Solomon	5/31/03 vs. Detroit
3.	140	Lawrence Samuels	6/5/04 at San Jose
4.	132	Hank Edwards	8/20/10 at Spokane*
5.	129	Charles Wilson	8/7/95 vs. Orlando
6.	128	George LaFrance	8/18/95 vs. Albany
7.	127	Stevie Thomas	9/1/95 vs. Orlando*
7.	127	Stevie Thomas	8/9/91 at Denver
9.	124	Darren Willis	8/17/91 at Detroit*
10.	117	George LaFrance	8/14/98 vs. New Jersey
10.	117	George LaFrance	8/8/98 vs. San Jose
10.	117	Stevie Thomas	8/17/91 at Detroit*

RECEIVING TDS	NAME	DATE	OPPONENT
1.	5	George LaFrance	8/16/96 vs. Arizona
2.	4	Terrill Shaw	6/30/07 vs. Columbus
2.	4	James Bowden	7/29/00 vs. Milwaukee
3.	4	Stevie Thomas	8/17/91 at Detroit*
5.	3	Joe Hillis	8/2/13 at Jacksonville
5.	3	Tyrone Timmons	8/14/10 vs. Orlando
5.	3	Tyrone Timmons	8/17/10 at Tulsa
5.	3	Freddie Solomon	6/5/04 at San Jose
5.	3	Lawrence Samuels	6/22/03 vs. Arizona*
5.	3	Freddie Solomon	5/31/03 vs. Detroit
5.	3	George LaFrance	8/23/98 vs. Orlando*
5.	3	George LaFrance	8/14/98 vs. New Jersey
5.	3	George LaFrance	8/8/98 vs. San Jose
5.	3	George LaFrance	8/10/97 at Nashville
5.	3	Stevie Thomas	8/9/91 at Denver
5.	3	Julius Dawkins	7/22/88 at Detroit

RUSH ATTEMPTS	NAME	DATE	OPPONENT
1.	11	Andre Bowden	8/14/93 at Orlando
2.	10	Doug Landry	8/15/92 at Orlando (OT)
3.	8	Les Barley	8/10/97 at Nashville
3.	8	Cedric McKinnon	8/12/95 vs. Memphis
3.	8	Lynn Bradford	8/9/91 at Denver
6.	7	Terrence Royal	8/14/10 vs. Orlando
6.	7	Andre Bowden	8/16/97 at Arizona (OT)
6.	7	Cedric McKinnon	8/18/95 vs. Albany
6.	7	Mike Hohensee	8/1/87 vs. Denver*
9.	6	Basil Proctor	7/27/02 at Los Angeles
9.	6	Andre Bowden	8/3/00 at Orlando
9.	6	Andre Bowden	8/14/98 vs. New Jersey
9.	6	Tony Jones	9/1/95 vs. Orlando*
9.	6	Tony Jones	8/18/95 vs. Albany
9.	6	Les Barley	8/21/93 at Detroit*
9.	6	Andre Bowden	8/6/93 vs. Albany

RUSH YARDS	NAME	DATE	OPPONENT
1.	52	Robert Lyles	8/20/94 at Massachusetts
2.	50	Doug Landry	8/15/92 at Orlando (OT)
3.	49	Les Barley	8/21/93 at Detroit*
4.	45	Les Barley	8/10/97 at Nashville
5.	38	Andre Bowden	8/14/93 at Orlando
6.	37	James Bowden	7/29/00 vs. Milwaukee
6.	37	Lynn Bradford	8/9/91 at Denver
8.	35	Andre Bowden	8/14/98 vs. New Jersey
8.	35	Travis Pearson	8/20/94 at Massachusetts
10.	34	Cedric McKinnon	8/18/95 vs. Albany

NOTE: \* ArenaBow!

# PLAYOFFS

RUSH YDS	NAME	DATE	OPPONENT
1. 3	Eric Ortiz	8/20/10	at Spokane*
1. 3	Lynn Bradford	8/10/91	at Denver
2. 2	Shane Stafford	5/23/05	at Georgia
2. 2	Basil Proctor	6/7/03	vs. Orlando
2. 2	Cedric McKinnon	7/29/00	vs. Milwaukee
2. 2	James Bowden	7/29/00	vs. Milwaukee
2. 2	Andre Bowden	8/14/98	vs. New Jersey
2. 2	Les Barley	8/8/98	vs. San Jose
2. 2	Les Barley	8/10/97	at Nashville
2. 2	Cedric McKinnon	8/18/95	vs. Albany
2. 2	Cedric McKinnon	8/12/95	vs. Memphis
2. 2	Doug Landry	8/15/92	at Orlando (OT)

ALL-PURPOSE YDS	NAME	DATE	OPPONENT
1. 304	James Bowden	8/5/01	vs. Indiana
2. 292	James Bowden	7/29/00	vs. Milwaukee
3. 271	George LaFrance	8/18/95	vs. Albany
4. 253	George LaFrance	8/12/95	vs. Memphis
5. 252	George LaFrance	8/16/96	vs. Arizona
6. 206	Sedrick Robinson	8/7/10	at Tulsa
7. 197	Stevie Thomas	8/8/92	vs. Cincinnati
8. 186	George LaFrance	8/8/98	vs. San Jose
9. 172	George LaFrance	8/23/98	vs. Orlando*
10. 169	James Bowden	8/3/00	at Orlando
11. 167	George LaFrance	8/20/94	at Massachusetts

POINTS	NAME	DATE	OPPONENT
1. 38	James Bowden	7/29/00	vs. Milwaukee
2. 30	George LaFrance	8/16/96	vs. Arizona
3. 24	Terrill Shaw	6/30/07	vs. Columbus
3. 24	Stevie Thomas	8/17/91	at Detroit*
5. 18	Joe Hills	8/3/13	at Jacksonville
5. 18	Eric Ortiz	8/20/10	at Spokane*
5. 18	Tyrone Timmons	8/14/10	vs. Orlando*
5. 18	Tyrone Timmons	8/7/10	at Tulsa
5. 18	Eric Ortiz	8/7/10	at Tulsa
5. 18	Freddie Solomon	6/5/04	at San Jose
5. 18	Lawrence Samuels	6/22/03	vs. Arizona*
5. 18	T.T. Toliver	6/7/03	vs. Orlando
5. 18	Freddie Solomon	5/31/03	vs. Detroit
5. 18	Lawrence Samuels	8/3/02	at San Jose
5. 18	George LaFrance	8/23/98	vs. Orlando
5. 18	George LaFrance	8/14/98	vs. New Jersey
5. 18	George LaFrance	8/8/98	vs. San Jose
5. 18	George LaFrance	8/10/97	at Nashville
5. 18	Stevie Thomas	8/28/96	at Iowa*
5. 18	George LaFrance	9/1/95	vs. Orlando*
5. 18	Bobby Byrd	8/20/94	at Massachusetts
5. 18	Stevie Thomas	8/9/91	at Denver
5. 18	Lynn Bradford	8/9/91	at Denver
5. 18	Julius Dawkins	7/22/88	at Detroit

TOUCHDOWNS	NAME	DATE	OPPONENT
1. 6	James Bowden	7/29/00	vs. Milwaukee
2. 5	George LaFrance	8/16/96	vs. Arizona
3. 4	Terrill Shaw	6/30/07	vs. Columbus
3. 4	Stevie Thomas	8/17/91	at Detroit*
5. 3	Joe Hills	8/3/13	at Jacksonville
5. 3	Eric Ortiz	8/20/10	at Spokane*
5. 3	Tyrone Timmons	8/14/10	vs. Orlando
5. 3	Tyrone Timmons	8/7/10	at Tulsa
5. 3	Eric Ortiz	8/7/10	at Tulsa
5. 3	Freddie Solomon	6/5/2004	at San Jose
5. 3	Lawrence Samuels	6/22/03	vs. Arizona*
5. 3	T.T. Toliver	6/7/03	vs. Orlando
5. 3	Freddie Solomon	5/31/03	vs. Detroit
5. 3	Lawrence Samuels	8/3/02	at San Jose
5. 3	George LaFrance	8/23/98	vs. Orlando*
5. 3	George LaFrance	8/14/98	vs. New Jersey
5. 3	George LaFrance	8/8/98	vs. San Jose
5. 3	George LaFrance	8/10/97	at Nashville
5. 3	Stevie Thomas	8/26/96	at Iowa*
5. 3	George LaFrance	9/1/95	vs. Orlando*
5. 3	Bobby Byrd	8/20/94	at Massachusetts
5. 3	Stevie Thomas	8/9/91	at Denver
5. 3	Lynn Bradford	8/9/91	at Denver
5. 3	Julius Dawkins	7/22/88	at Detroit

INTERCEPTIONS	NAME	DATE	OPPONENT
1. 3	Jo Jo Heath	8/12/89	vs. Denver
2. 2	Erick McIntosh	8/7/10	at Tulsa
2. 2	Johnnie Harris	8/14/98	vs. New Jersey
2. 2	Corey Dowden	8/18/95	vs. Albany
2. 2	Jo Jo Heath	8/18/89	at Detroit*
2. 2	Cornelius Ross	8/18/89	at Detroit*

SACKS	NAME	DATE	OPPONENT
1. 2.5	Scott Dmitrenko	8/1/87	vs. Denver*
2. 2.0	Keith Browner	8/9/91	at Denver
2. 2.0	Keith Browner	8/8/92	vs. Cincinnati
2. 2.0	Tory Epps	8/3/00	at Orlando
5. 1.5	Craig Walls	8/1/87	vs. Denver*

TOTAL TACKLES	NAME	DATE	OPPONENT
1. 10.5	Rshad Barksdale	8/3/13	at Jacksonville
1. 10.5	Tracey Perkins	8/14/98	vs. New Jersey
3. 10.0	Antoine Worthman	7/29/00	vs. Milwaukee
3. 10.0	Riley Ware	8/17/91	at Detroit
5. 8.0	Jonathan Ordway	6/5/04	at San Jose
5. 8.0	Antoine Worthman	8/3/00	at Orlando
5. 8.0	Corey Dowden	8/18/95	vs. Albany
5. 8.0	Alvin Williams	8/18/89	at Detroit*
9. 7.5	Chris Smith	8/3/13	at Jacksonville
9. 7.5	Jeroid Johnson	6/30/07	vs. Columbus
9. 7.5	Omar Smith	5/31/03	vs. Detroit
9. 7.5	Antoine Worthman	8/16/97	at Arizona (OT)
9. 7.5	Johnnie Harris	8/16/96	vs. Arizona
9. 7.5	Brad Calip	8/6/90	at Detroit

NOTE: \*ArenaBowl



## ARENA FOOTBALL

# LEAGUE



## MISSION STATEMENT

"TO SERVE OUR COMMUNITY WITH PRIDE AND PASSION AS A QUALITY EXAMPLE OF INDIVIDUAL AND TEAM EXCELLENCE ON THE FIELD, IN THE OFFICE, AT THE ARENA AND WITHIN THE COMMUNITY BY CONSISTENTLY EXCEEDING OUR CUSTOMERS' EXPECTATIONS BY DEMONSTRATING THE HIGHEST CHARACTER, APPRECIATION AND RESPECT FOR OUR GAME, CUSTOMERS, TEAMMATES AND PARTNERS AS A COST-EFFECTIVE AND VISIONARY ORGANIZATION PROVIDING A TOTAL ENTERTAINMENT EXPERIENCE."



## FAN BILL OF RIGHTS

In furtherance of our Mission Statement, we, the players, coaches, officials, staff and owners of the AFL are thankful to the Fans that we serve, appreciate their support and dedicate ourselves collectively to protecting their rights as the greatest sports and entertainment Fans in the world.

**WE BELIEVE** that every Fan is entitled to a wholesome environment for guests and family members, free of violence, profane gestures and language or rude and invasive behavior that could in any way interfere with a first-class entertainment experience.

**WE BELIEVE** that every Fan demands that we maintain absolute respect for the game of Arena Football and maintain the integrity of the finest of fair competition at all times.

**WE BELIEVE** that every Fan deserves our very best effort on a consistent basis, on every play on the field, every action in the stands, every call to our office, and every involvement in our community.

**WE BELIEVE** that every Fan is entitled to a total entertainment experience at an affordable cost for all members of the family from the time they arrive at the arena to the time they depart.

**WE BELIEVE** that every Fan should receive the very best in competitive football, entertainment, merchandise, food and beverage for their purchasing power.

**WE BELIEVE** that every Fan is entitled to interact with and have access to players and coaches for autographs and conversation in recognition of their support at every game.

**WE BELIEVE** that Fans are entitled to fast, accurate, and complete information about our players, coaches, league, games, and performance.

**WE BELIEVE** that Fans expect the Arena Football League to be comprised of gentlemen and ladies who are examples and role models for youth, free of physical violence, drugs, alcohol, and gambling abuse.

**WE BELIEVE** that Fans expect us to honor our country and to be involved in our communities to make contributions for a better, safer, and more positive place to live.

**WE BELIEVE** that Fans should know that we are committed to serve and not to be served, to give and not to just take, and to inspire and encourage people to higher levels of personal and professional achievement, growth, maturity, and respect for each other.



**SCOTT C. BUTERA**  
AFL COMMISSIONER

Three important assets greeted Scott Butera when the Arena Football League asked him to be its new Commissioner at the end of the 2015 season. The first was a committed ownership group eager to grow the Arena Football's undervalued brand. The second was a talented, dedicated group of players, coaches and staff poised to deliver a fast-paced, highly entertaining version of America's favorite sport. The most important was a passionate and intensely loyal group of fans.

For Butera, now in his second full year as commissioner, it was a familiar scene. He spent much of his career dusting off brands by unlocking their hidden values. This time there was the added allure of working on a product for which he admits a certain fanaticism. "Football is my sport. I've followed it from childhood and I played it in school. It's literally been a lifetime passion."

Having made a name for himself by lifting the fortunes of major brands like Tropicana and Foxwoods, Butera arrived at the AFL ready to apply his finely honed business operations and marketing instincts. He did what has made him successful in other ventures. He focused on the positives and used them as building blocks to the future. And there is a lot to build on at the AFL.

Besides owner commitment and staff passion, Butera thinks he's inherited compelling inventory. For one, America's love of football seems almost insatiable. No less than 86 percent of US TV households tuned into the pro sport last Fall; and last summer, the Arena League experienced a respectable growth spurt. Game attendance popped by 3.5 percent over the previous year. The AFL Championship Game at Stockton Arena in San Jose, California attracted a near sellout crowd. TV viewership of the arena game also rose and the League widely increased its social media footprint in 2015.

The challenge for year one, Butera claims, was stability, and it has been largely achieved. For year two the goal is brand building and growth positioning. Butera doesn't think that the League needs to retool the game product. The issue is to build a greater following for it. There is a perceived performance gap in the sport – no games from February to August – and Butera is intent on filling it with the high energy, fan-friendly style of football that is played in his League.

Butera describes AF as the ultimate combination American favorites. America's favorite sport: football. America's favorite season: summer. America's favorite speed: fast. American's favorite price: family. The challenge is to get more exposure for the game and its people. "We need to show people how much fun they can have by following Arena Football."

Butera succeeded in getting ESPN and CBS Sports to buy in with more plentiful game broadcasts. For the first time in 2016, there will be a game of week. The arrangements help get more eyeballs on the game which in turn helps attract strong promotion partnerships with companies who want to give the smart phone generation – millennials and moms, especially – a pulse-raising in-arena experience and ways to engage through mobile technologies and social media.

Butera has a few things going for him as he works to grow the Arena Football League. For one, he is a skilled financial executive who has a knack for squeezing a lot of value out of every dollar. For another, as one of his owners said, "He is very solid, steady and talented ... an excellent guy with great business instincts."

Plus, Butera is no stranger to sports marketing. At his last business stop, he helped Foxwoods Resort enter into successful marketing partnerships with the Boston Red Sox, New York Yankees, New York Rangers, New York Knicks and Madison Square Garden.

Butera possesses a rare combination of skills that have helped him revitalize brands. "He's an investment banker at heart, a great transaction guy," says Tom Benninger, former global head of restructuring at UBS Investment Bank. "But in the last few years, I think he's really developed his operational skills. It's pretty unique to have someone be really good at both."

This rare blend of talents helped him as CEO of Tropicana Entertainment (2008-11) where he managed to revitalize the iconic brand through strategic capital investments, improved regulatory relations, and highly targeted marketing. All the while, he kept the reins on expenses.

Born and raised in Massachusetts, Butera began his financial career in investment banking, spending 20 years with UBS Investment Bank, Credit Suisse First Boston, Smith Barney and Bear Stearns & Co. During that time, he concentrated on analysis and client service for companies in real estate, lodging, gaming and leisure industries.

He earned his MBA at New York University's Leonard N. Stern School of Business. He recently served as a member of the Board of Fellows at his alma mater Trinity College.

## ARENA FOOTBALL LEAGUE STAFF

Arena Football League | 640 N. LaSalle Street, Suite #557 | Chicago, IL 60654 | 312.465.2200

**Commissioner**  
**Scott C. Butera**  
sbutera@arenafootball.com

**Executive Vice President**  
**Tom Goodhines**  
tgoodhines@arenafootball.com

**Staff Accountant**  
**Anastasia Savchenko**  
Asavchenko@arenafootball.com

**Chief Operating Officer**  
**Christie Cook**  
ccook@arenafootball.com

**Vice President of Finance and Controller**  
**Araxie Grant**  
agrants@arenafootball.com

**Staff Accountant**  
**Candice Hall**  
chall@arenafootball.com

**Corporate Counsel**  
**Wesley Friedman, Esq.**  
wfriedman@arenafootball.com

**Senior Director of Football Operations**  
**Joe Kleinsmith**  
j.kleinsmith@arenafootball.com

CONFERENCE & DIVISIONAL ALIGNMENT

# AMERICAN CONFERENCE



# NATIONAL CONFERENCE





### ARIZONA RATTLERS

17550 N. PERIMETER DR.  
SUITE 300  
SCOTTSDALE, AZ 85255

**Phone:** 480.924.0208  
**Fax:** 480.751.1286  
**Ticket Line:** 602.514.8383  
**Website:** www.azrattlers.com  
**AFL Season:** 24th  
**Alignment:** National Conference  
**Team Colors:** Black, Copper, Teal and White

**Arena:** Talking Stick Resort Arena (14,398)  
201 E. Jefferson St.  
Phoenix, AZ 85004  
602.379.2000

**PR Contact:** Peter Garbow  
**E-mail:** pgarbow@azrattlers.com  
**Office:** n/a **Cell:** 989-395-3789  
**Press Box:** 602.514.8266

**Coaching Staff**  
**Head Coach:** Kevin Guy 104-38 (92-34 | 12-4)  
8th season overall, 7th with Arizona  
**Assistant HC:** Kani Kauahi  
**Offensive Coordinator:** Siaha Burley  
**Defensive Coordinator:** Dave Ewart

**2015 Season** – National Conference Runner-Up  
Record: 15-5 (14-4 | 1-1)  
PF: 1,142 (1,003 | 139) PA: 936 (825 | 111)  
Home: 9-1 (8-1 | 1-0) Away: 6-4 (6-3 | 0-1)

**Storm vs. Rattlers**  
Storm leads series 10-6  
**Regular Season:** 8-5 **Playoffs:** 2-1  
**Last Game:** 6/6/15 – TAM at ARI, L 69-46

**2016 Schedule**

Date	Opponent	Time
Fri., 4/1	at Portland	10:00 PM
Sat., 4/9	at Los Angeles	11:00 PM
Sat., 4/16	TAMPA BAY	9:00 PM
Sat., 4/23	at Jacksonville	7:00 PM
Sat., 4/30	PORTLAND	9:00 PM
Sat., 5/7	at Orlando	7:30 PM
Sat., 5/14	at Philadelphia	6:30 PM
Sat., 5/21	LOS ANGELES	9:00 PM
Sun., 5/29	at Tampa Bay	2:00 PM
Fri., 6/3	at Cleveland	7:00 PM
Sat., 6/11	PORTLAND	9:00 PM
Fri., 6/17	PHILADELPHIA	10:00 PM
Sun., 6/26	at Los Angeles	6:00 PM
Sat., 7/9	JACKSONVILLE	9:30 PM
Sun., 7/18	ORLANDO	9:30 PM
Sat., 7/24	CLEVELAND	9:00 PM

\*Times are EST/dates and times subject to change



### CLEVELAND GLADIATORS

200 TOUCHDOWN DRIVE  
CLEVELAND, OH 44115

**Phone:** 216.420.2222  
**Fax:** 216.420.2298  
**Website:** www.clevelandgladiators.com  
**AFL Season:** 14th (6th in Cleveland)  
**Alignment:** National Conference  
Team Colors: Red, Black, White and Silver

**Arena:** Quicken Loans Arena (19,383)  
200 Touchdown Drive  
Cleveland, OH 44115  
216.420.2000

**PR Contact:** Pam Frasco  
**E-mail:** pfrasco@theqarena.com  
**Office:** 216.420.2213 **Cell:** 216.310.6959  
**Press Box:** 216.420.2777

**Coaching Staff**  
**Head Coach:** Steve Thonn 82-105 (78-100 | 0-5)  
11th season overall, 6th with Cleveland

**2015 Season**  
Record: 8-11 (8-10 | 0-1)  
PF: 988 (953 | 35) PA: 1,006 (959 | 47)  
Home: 3-6 (3-6 | 0-0) Away: 5-5 (5-4 | 0-1)

**Storm vs. Gladiators**  
Series tied 9-9  
**Regular Season:** 8-9 **Playoffs:** 1-0  
**Last Game:** 6/19/15 – TAM at CLE, W 52-48

**2016 Schedule**

Date	Opponent	Time
Fri., 4/1	PHILADELPHIA	7:00 PM
Sat., 4/9	TAMPA BAY	7:00 PM
Sat., 4/16	LOS ANGELES	7:30 PM
Sat., 4/23	at Philadelphia	4:00 PM
Fri., 4/29	ORLANDO	7:00 PM
Fri., 5/6	JACKSONVILLE	7:00 PM
Fri., 5/13	PORTLAND	7:00 PM
Mon., 5/23	at Tampa Bay	7:30 PM
Sat., 5/28	PHILADELPHIA	7:00 PM
Fri., 6/3	ARIZONA	7:00 PM
Mon., 6/13	at Orlando	7:30 PM
Mon., 6/20	at Portland	10:00 PM
Sat., 6/25	at Jacksonville	7:00 PM
Sat., 7/9	at Philadelphia	6:00 PM
Sat., 7/16	at Los Angeles	10:00 PM
Sun., 7/24	at Arizona	9:00 PM

\*Times are EST/dates and times subject to change



### JACKSONVILLE SHARKS

1000 W. BAY ST.  
JACKSONVILLE, FL 32204

**Phone:** 904.900.2060  
**Fax:** 866.611.2116  
**Ticket Line:** 904.621.0700  
**Website:** www.jaxsharks.com  
**AFL Season:** Seventh  
**Alignment:** American Conference  
**Team Colors:** Red, Black and Silver

**Arena:** Jacksonville Veterans Memorial Arena (13,011)  
300 A. Phillip Randolph Blvd  
Jacksonville, FL 32202  
904.630.3900

**PR Contact:** Steven Shotola  
**E-mail:** steven@jaxsharks.com  
**Office:** 904.900.2060 x-704 **Cell:** 772.240.8814  
**Press Box:** 904.371.1659

**Coaching Staff**  
**Head Coach:** Les Moss 72-45 (65-41 | 7-4)  
7th season overall, 7th with Jacksonville  
**Assistant Head Coach:** Brian Ferguson (6th season)

**2015 Season** – American Conference Champion  
Record: 12-9 (10-8 | 2-1)  
PF: 1,134 (971 | 163) PA: 1,058 (901 | 157)  
Home: 7-2 (7-2 | 0-0) Away: 5-7 (3-6 | 2-1)

**Storm vs. Sharks**  
Sharks leads series 10-4  
**Regular Season:** 4-9 **Playoffs:** 0-1  
**Last Game:** 7/25/15 – JAX at TAM, L 63-16

**2016 Schedule**

Date	Opponent	Time
Sat., 4/2	at Los Angeles	9:00 PM
Mon., 4/11	at Philadelphia	7:00 PM
Mon., 4/18	ORLANDO	7:00 PM
Sat., 4/23	ARIZONA	7:00 PM
Sun., 5/1	at Tampa Bay	2:00 PM
Fri., 5/6	at Cleveland	7:00 PM
Sat., 5/21	PORTLAND	7:00 PM
Fri., 5/27	at Orlando	7:30 PM
Sat., 6/4	PHILADELPHIA	7:00 PM
Sat., 6/11	at Tampa Bay	5:00 PM
Sat., 6/18	ORLANDO	7:00 PM
Sat., 6/25	CLEVELAND	7:00 PM
Sat., 7/9	at Arizona	9:30 PM
Sat., 7/16	at Portland	10:00 PM
Sat., 7/23	LOS ANGELES	7:00 PM
Sun., 7/31	TAMPA BAY	5:00 PM

\*Times are EST/dates and times subject to change



### LOS ANGELES KISS

2401 EAST KATELLA AVENUE, STE. 220  
ANAHEIM, CA 92806

**Phone:** 714.462.5477  
**Ticket Line:** 714.462.5477  
**Website:** www.lakissfootball.com  
**AFL Season:** 3rd  
**Alignment:** National Conference  
**Team Colors:** Black, Flame, Gold and White

**Arena:** Honda Center (17,174)  
2695 East Katella Avenue  
Anaheim, CA 92806  
714.704.2400

**PR Contact:** Will Proctor  
**E-mail:** media@lakissfootball.com;  
wproctor@lakissfootball.com  
**Office:** 714.587.2632 **Cell:** 805.722.0075  
**Press Box:** 714.704.2400

**Coaching Staff**  
**Head Coach:** Omarr Smith 0-0 (0-0 | 0-0)  
1st season overall, 1st with Los Angeles  
**Assistant Head Coach/DC:** Walt Housman

**2015 Season**  
Record: 4-14  
PF: 724 PA: 915  
Home: 3-6 Away: 1-8

**Storm vs. Kiss**  
Storm leads the series 1-0  
**Regular Season:** 1-0 **Playoffs:** N/A  
**Last Game:** 8/1/15 – LAK at TAM, W 38-34

**2016 Schedule**

Date	Opponent	Time
Sat., 4/2	JACKSONVILLE	9:00 PM
Sat., 4/9	ARIZONA	11:00 PM
Sat., 4/16	at Cleveland	7:30 PM
Sat., 4/23	at Orlando	7:30 PM
Mon., 5/2	PHILADELPHIA	10:00 PM
Sat., 5/7	at Portland	10:00 PM
Sat., 5/21	at Arizona	9:00 PM
Sat., 5/28	PORTLAND	10:00 PM
Sun., 6/5	ORLANDO	6:00 PM
Sat., 6/11	at Philadelphia	3:00 PM
Sat., 6/18	at Tampa Bay	7:30 PM
Sun., 6/26	ARIZONA	6:00 PM
Mon., 7/11	TAMPA BAY	10:00 PM
Sat., 7/16	CLEVELAND	10:00 PM
Sat., 7/23	at Jacksonville	7:00 PM
Mon., 8/1	at Portland	10:00 PM

\*Times are EST/dates and times subject to change



## ORLANDO PREDATORS

8680 COMMODITY CIRCLE  
ORLANDO, FL 32819

**Phone:** 407.355.2200  
**Fax:** N/A  
**Ticket Line:** 844.455.7733  
**Website:** www.OrlandoPredators.com  
**AFL Season:** 25th  
**Alignment:** American Conference  
**Team Colors:** Black and Red

**Arena:** Amway Center (17,192)  
400 W. Church Street, Ste. 200  
Orlando, FL 32801  
407.440.7000

**PR Contact:** Mike DiJulio  
**E-mail:** Michael\_dijulio@orlandopredators.com  
**Office:** 407.386.6317 **Cell:** 425.894.8625  
**Press Box:** 407.849.3638

**Coaching Staff**  
**Head Coach:** Rob Keefe 49-28 (45-25 | 4-3)  
5th season overall, 3rd with Orlando  
**Offensive Coordinator:** Matthew Sauk  
**Line Coach:** Clay Harrell

**2015 Season** – South Division Champions  
Record: 12-7 (12-6 0-1)  
PF: 1,056 (1,023 33) PA: 1,06 (951 55)  
Home: 7-2 (7-2 0-0) Away: 5-5 (5-4 0-1)

**Storm vs. Predators**  
Predators lead the series 31-27  
**Regular Season:** 26-24 **Playoffs:** 4-4  
**Last Game:** 8/8/15 – TAM at ORL, L 59-42

Date	Opponent	Time
Fri., 4/1	at Tampa Bay	7:30 PM
Sat., 4/9	PORTLAND	7:30 PM
Mon., 4/18	at Jacksonville	7:00 PM
Sat., 4/23	LOS ANGELES	7:30 PM
Fri., 4/29	at Cleveland	7:00 PM
Sat., 5/7	ARIZONA	7:30 PM
Fri., 5/13	TAMPA BAY	7:30 PM
Sat., 5/21	at Philadelphia	7:30 PM
Fri., 5/27	JACKSONVILLE	7:30 PM
Sun., 6/5	at Los Angeles	6:00 PM
Mon., 6/13	CLEVELAND	7:30 PM
Sat., 6/18	at Jacksonville	7:00 PM
Fri., 6/24	TAMPA BAY	7:30 PM
Sat., 7/9	at Portland	10:00 PM
Mon., 7/18	at Arizona	9:30 PM
Sat., 7/30	PHILADELPHIA	7:30 PM

\*Times are EST/dates and times subject to change



## PHILADELPHIA SOUL

801 LAUREL ROAD, 7TH FLOOR  
4 ECHELON PLAZA  
VOORHEES, NJ 08043

**Phone:** 215-253-4900  
**Fax:** 215.253.4933  
**Ticket Line:** 888.789.7685  
**Website:** www.philadelphiasoul.com  
**AFL Season:** 11th  
**Alignment:** American Conference  
**Team Colors:** Black, Light Blue, Grey, White

**Arena:** Wells Fargo Center (17,597)  
3601 S. Broad St.  
Philadelphia, PA 19148  
215.336.3600

**PR Contact:** Kristen Van Iderstine  
**E-mail:** kvaniderstine@philadelphiasoul.com  
**Office:** 215.253.4900, ext. 144 **Cell:** 856.630.3441  
**Press Box:** 215.952.5757

**Coaching Staff**  
**Head Coach:** Clint Dolezel 50-29 (47-25 | 3-4)  
5th season overall, 4th with Philadelphia  
**Assistant Head Coach:** Phil Bogle (5th Season)  
**Assistant Coach:** Derek Stingley (2nd Season)

**2015 Season** – American Conference Runner-Up  
Record: 16-4 (15-3 | 1-1)  
PF: 1,163 (1,060 | 103) PA: 919 (823 | 96)  
Home: 10-1 (9-0 | 1-1) Away: 6-3 (6-3 | 0-0)

**Storm vs. Soul**  
Soul lead at 9-5  
**Regular Season:** 9-5 **Playoffs:** 0-0  
**Last Game:** 6/26/15 – TAM at PHI, L 64-42

Date	Opponent	Time
Fri., 4/1	at Cleveland	7:00 PM
Mon., 4/11	JACKSONVILLE	7:00 PM
Sun., 4/17	PORTLAND	4:00 PM
Sat., 4/23	CLEVELAND	4:00 PM
Mon., 5/2	at Los Angeles	10:00 PM
Mon., 5/9	TAMPA BAY	7:00 PM
Sat., 5/14	ARIZONA	6:30 PM
Sat., 5/21	ORLANDO	7:30 PM
Sat., 5/28	at Cleveland	7:00 PM
Sat., 6/4	at Jacksonville	7:00 PM
Sat., 6/11	LOS ANGELES	3:00 PM
Fri., 6/17	at Arizona	10:00 PM
Mon., 6/27	at Portland	10:00 PM
Sat., 7/9	CLEVELAND	6:00 PM
Sat., 7/16	at Tampa Bay	4:00 PM
Sat., 7/30	at Orlando	7:30 PM

\*Times are EST/dates and times subject to change



## PORTLAND STEEL

1 CENTER COURT  
PORTLAND, OR 97227

**Phone:** TBD  
**Fax:** TBD  
**Ticket Line:** 360.798.5496  
**Website:** pdxsteel.com  
**Social:** @pdxsteel  
**AFL Season:** 3rd  
**Alignment:** National Conference  
**Team Colors:** Royal Blue, Light Blue, Silver, Black

**Arena:** Moda Center (18,280)  
1 Center Court  
Portland, OR 97227  
503.235.8771

**PR Contact:** Rob Boelke  
**E-mail:** rboelke@arenafootball.com  
**Office:** N/A Cell: 727.644.4549  
**Press Box:** 602.514.8266

**Coaching Staff**  
**Head Coach:** Ron James 58-54 (57-52 | 1-2)  
7th season overall, 1st with Portland

**2015 Season** – Third in Pacific Division  
Record: 5-14 (5-13 | 0-1)  
PF: 886 (858 | 28) PA: 1,030 (975 | 55)  
Home: 5-4 (5-4 | 0-0) Away: 0-10 (0-9 | 0-1)

**Storm vs. Steel f/k/a Thunder**  
Series tied at 1-1  
**Regular Season:** 1-1 **Playoffs:** 0-0  
**Last Game:** 5/3/14 – TAM at POR, W 54-48

Date	Opponent	Time
Fri., 4/1	ARIZONA	10:00 PM
Sat., 4/9	at Orlando	7:30 PM
Sun., 4/17	at Philadelphia	4:00 PM
Sat., 4/30	at Arizona	9:00 PM
Sat., 5/7	LOS ANGELES	10:00 PM
Fri., 5/13	at Cleveland	7:00 PM
Sat., 5/21	at Jacksonville	7:00 PM
Sat., 5/28	at Los Angeles	10:00 PM
Mon., 6/6	TAMPA BAY	10:00 PM
Sat., 6/11	at Arizona	9:00 PM
Mon., 6/20	CLEVELAND	10:00 PM
Mon., 6/27	PHILADELPHIA	10:00 PM
Sat., 7/9	ORLANDO	10:00 PM
Sat., 7/16	JACKSONVILLE	10:00 PM
Sat., 7/23	at Tampa Bay	5:00 PM
Mon., 8/1	LOS ANGELES	10:00 PM

\*Times are EST/dates and times subject to change

## 2016 AFL SCHEDULE

### WEEK 1

**FRIDAY, APRIL 1, 2016**

PHILADELPHIA SOUL @ CLEVELAND GLADIATORS	7:00PM
ORLANDO PREDATORS @ TAMPA BAY STORM	7:30PM
ARIZONA RATTTLERS @ PORTLAND STEEL	10:00PM

**SATURDAY, APRIL 2, 2016**

JACKSONVILLE SHARKS @ LOS ANGELES KISS	10:00PM
--	---------

BYE: NONE

### WEEK 2

**SATURDAY, APRIL 9, 2016**

TAMPA BAY STORM @ CLEVELAND GLADIATORS	7:00PM
PORTLAND STEEL @ ORLANDO PREDATORS	7:30PM
ARIZONA RATTTLERS @ LOS ANGELES KISS	11:00PM

**MONDAY, APRIL 11, 2016**

JACKSONVILLE SHARKS @ PHILADELPHIA SOUL	7:00PM
---	--------

BYE: NONE

### WEEK 3

**SATURDAY, APRIL 16, 2016**

LOS ANGELES KISS @ CLEVELAND GLADIATORS	7:30PM
TAMPA BAY STORM @ ARIZONA RATTTLERS	9:00PM

**SUNDAY, APRIL 17, 2016**

PORTLAND STEEL @ PHILADELPHIA SOUL	4:00PM
------------------------------------	--------

**MONDAY, APRIL 18, 2016**

ORLANDO PREDATORS @ JACKSONVILLE SHARKS	7:00PM
---	--------

BYE: NONE

### WEEK 4

**SATURDAY, APRIL 23, 2016**

CLEVELAND GLADIATORS @ PHILADELPHIA SOUL	4:00PM
ARIZONA RATTTLERS @ JACKSONVILLE SHARKS	7:00PM
LOS ANGELES KISS @ ORLANDO PREDATORS	7:30PM

BYE: PORTLAND STEEL and TAMPA BAY STORM

### WEEK 5

**FRIDAY, APRIL 29, 2016**

ORLANDO PREDATORS @ CLEVELAND GLADIATORS	7:00PM
--	--------

**SATURDAY, APRIL 30, 2016**

PORTLAND STEEL @ ARIZONA RATTTLERS	9:00PM
------------------------------------	--------

**SUNDAY, MAY 1, 2016**

JACKSONVILLE SHARKS @ TAMPA BAY STORM	2:00PM
---------------------------------------	--------

**MONDAY, MAY 2, 2016**

PHILADELPHIA SOUL @ LOS ANGELES KISS	10:00PM
--------------------------------------	---------

BYE: NONE

### WEEK 6

**FRIDAY, MAY 6, 2016**

JACKSONVILLE SHARKS @ CLEVELAND GLADIATORS	7:00PM
--	--------

**SATURDAY, MAY 7, 2016**

ARIZONA RATTTLERS @ ORLANDO PREDATORS	7:30PM
LOS ANGELES KISS @ PORTLAND STEEL	10:00PM

**MONDAY, MAY 9, 2016**

TAMPA BAY STORM @ PHILADELPHIA SOUL	7:00PM
-------------------------------------	--------

BYE: NONE

### WEEK 7

**FRIDAY, MAY 13, 2016**

PORTLAND STEEL @ CLEVELAND GLADIATORS	7:00PM
TAMPA BAY STORM @ ORLANDO PREDATORS	7:30PM

**SATURDAY, MAY 14, 2016**

ARIZONA RATTTLERS @ PHILADELPHIA SOUL	6:30PM
---------------------------------------	--------

BYE: JACKSONVILLE SHARKS and LOS ANGELES KISS

### WEEK 8

**SATURDAY, MAY 21, 2016**

PORTLAND STEEL @ JACKSONVILLE SHARKS	7:00PM
ORLANDO PREDATORS @ PHILADELPHIA SOUL	7:30PM
LOS ANGELES KISS @ ARIZONA RATTTLERS	9:00PM

**MONDAY, MAY 23, 2016**

CLEVELAND GLADIATORS @ TAMPA BAY STORM	7:30PM
--	--------

BYE: NONE

### WEEK 9

**FRIDAY, MAY 27, 2016**

JACKSONVILLE SHARKS @ ORLANDO PREDATORS	7:30PM
---	--------

**SATURDAY, MAY 28, 2016**

PHILADELPHIA SOUL @ CLEVELAND GLADIATORS	7:00PM
PORTLAND STEEL @ LOS ANGELES KISS	10:00PM

**SUNDAY, MAY 29, 2016**

ARIZONA RATTTLERS @ TAMPA BAY STORM	2:00PM
-------------------------------------	--------

BYE: NONE

### WEEK 10

**FRIDAY, JUNE 3, 2016**

ARIZONA RATTTLERS @ CLEVELAND GLADIATORS	7:00PM
--	--------

**SATURDAY, JUNE 4, 2016**

PHILADELPHIA SOUL @ JACKSONVILLE SHARKS	7:00PM
---	--------

**SUNDAY, JUNE 5, 2016**

ORLANDO PREDATORS @ LOS ANGELES KISS	6:00PM
--------------------------------------	--------

**SUNDAY, JUNE 6, 2016**

TAMPA BAY STORM @ PORTLAND STEEL	10:00PM
----------------------------------	---------

BYE: NONE

### WEEK 11

**SATURDAY, JUNE 11, 2016**

LOS ANGELES KISS @ PHILADELPHIA SOUL	3:00PM
JACKSONVILLE SHARKS @ TAMPA BAY STORM	5:00PM
PORTLAND STEEL @ ARIZONA RATTTLERS	9:00PM

**MONDAY, JUNE 13, 2016**

CLEVELAND GLADIATORS @ ORLANDO PREDATORS	7:30PM
--	--------

BYE: NONE

### WEEK 12

**FRIDAY, JUNE 17, 2016**

PHILADELPHIA SOUL @ ARIZONA RATTTLERS	10:00PM
---------------------------------------	---------

**SATURDAY, JUNE 18, 2016**

ORLANDO PREDATORS @ JACKSONVILLE SHARKS	7:00PM
LOS ANGELES KISS @ TAMPA BAY STORM	7:30PM

**SATURDAY, JUNE 18, 2016**

CLEVELAND GLADIATORS @ PORTLAND STEEL	10:00PM
---------------------------------------	---------

BYE: NONE

### WEEK 13

**FRIDAY, JUNE 24, 2016**

TAMPA BAY STORM @ ORLANDO PREDATORS	7:30PM
-------------------------------------	--------

**SATURDAY, JUNE 25, 2016**

CLEVELAND GLADIATORS @ JACKSONVILLE SHARKS	7:00PM
--	--------

**SUNDAY, JUNE 26, 2016**

ARIZONA RATTTLERS @ LOS ANGELES KISS	6:00PM
--------------------------------------	--------

**MONDAY, JUNE 27, 2016**

PHILADELPHIA SOUL @ PORTLAND STEEL	10:00PM
------------------------------------	---------

BYE: NONE

### WEEK 14

UNIVERSAL BYE

### WEEK 15

**SATURDAY, JULY 9, 2016**

CLEVELAND GLADIATORS @ PHILADELPHIA SOUL	6:00PM
JACKSONVILLE SHARKS @ ARIZONA RATTTLERS	9:30PM
ORLANDO PREDATORS @ PORTLAND STEEL	10:00PM

**MONDAY, JULY 11, 2016**

TAMPA BAY STORM @ LOS ANGELES KISS	10:00PM
------------------------------------	---------

BYE: NONE

### WEEK 16

**SATURDAY, JULY 16, 2016**

PHILADELPHIA SOUL @ TAMPA BAY STORM	4:00PM
CLEVELAND GLADIATORS @ LOS ANGELES KISS	10:00PM
JACKSONVILLE SHARKS @ PORTLAND STEEL	10:00PM

**MONDAY, JULY 18, 2016**

ORLANDO PREDATORS @ ARIZONA RATTTLERS	9:30PM
---------------------------------------	--------

BYE: NONE

### WEEK 17

**SATURDAY, JULY 23, 2016**

PORTLAND STEEL @ TAMPA BAY STORM	5:00PM
LOS ANGELES KISS @ JACKSONVILLE SHARKS	7:00PM

**SUNDAY, JULY 24, 2016**

CLEVELAND GLADIATORS @ ARIZONA RATTTLERS	9:00PM
--	--------

BYE: ORLANDO PREDATORS and PHILADELPHIA SOUL

### WEEK 18

**SATURDAY, JULY 30, 2016**

PHILADELPHIA SOUL @ ORLANDO PREDATORS	7:30PM
---------------------------------------	--------

**SUNDAY, JULY 31, 2016**

TAMPA BAY STORM @ JACKSONVILLE SHARKS	5:00PM
---------------------------------------	--------

**MONDAY, AUGUST 1, 2016**

LOS ANGELES KISS @ PORTLAND STEEL	10:00PM
-----------------------------------	---------

BYE: ARIZONA RATTTLERS and CLEVELAND GLADIATORS





## AFL ANNOUNCES 2016 CBS SPORTS NETWORK SCHEDULE

### CBS Sports Network to Televisе Regular Season Games For 2016 Season



LAS VEGAS (January 20, 2016) – The Arena Football League will return to CBS Sports Network for the fourth consecutive season with a slate of 17 regular season games, the League Office announced today.

The complete CBS Sports Network television schedule features numerous highly anticipated AFL matchups throughout the regular season, including two postseason games, one from each round of the postseason. The schedule kicks off with one of the first games of the regular season as the Arizona Rattlers travel to take on the Portland Thunder on Friday, April 1, 2016 (10 p.m. ET).

“We have been impressed with CBS Sports Network’s continued growth as a broadcast entity,” AFL Commissioner Scott C. Butera said. “We are excited to continue the relationship and to be a part of the CBS family of networks. This weekly platform will allow us to showcase great match ups for our fans to enjoy.” A re-match of American Conference title game will highlight Week 2 on Monday, April 11 when the Philadelphia Soul host the Jacksonville Sharks at Wells Fargo Center. The Tampa Bay Storm and Orlando Predators will also continue the League’s most historic rivalry, the “War on I-4”, in Week 13 on Friday, June 24 from “The Jungle” (Amway Arena) in Orlando.

The 2016 season is CBS Sports Network’s fourth as the primary national television partner of the AFL. CBS Sports Network is available across the country through local cable, video, and telco providers, and via satellite on DirecTV Channel 221 and Dish Network Channel 158. For more information, and to access the CBS Sports Network channel finder, go to [www.cbssportsnetwork.com](http://www.cbssportsnetwork.com). The full 2016 “Arena Football on CBS Sports Network” television schedule can be found below.

### 2016 AFL ON CBS SPORTS NETWORK SCHEDULE

WEEK	DATE	GAME	TIME
1	Friday, April 1	Arizona at Portland	10 p.m.
2	Monday, April 11	Jacksonville at Philadelphia	7 p.m.
3	Saturday, April 16	Los Angeles at Cleveland	7:30 p.m.
4	Saturday, April 23	Cleveland at Philadelphia	4 p.m.
5	Saturday, April 30	Portland at Arizona	9 p.m.
6	Saturday, May 7	Arizona at Orlando	7:30 p.m.
7	Saturday, May 14	Arizona at Philadelphia	6:30 p.m.
8	Saturday, May 21	Orlando at Philadelphia	7:30 p.m.
9	Saturday, May 28	Philadelphia at Cleveland	7 p.m.
10	Saturday, June 4	Philadelphia at Jacksonville	7 p.m.
11	Saturday, June 11	Jacksonville at Tampa Bay	5 p.m.
12	Saturday, June 18	Orlando at Jacksonville	7 p.m.
13	Friday, June 24	Tampa Bay at Orlando	7:30 p.m.
14	BYE		
15	Saturday, July 9	Jacksonville at Arizona	9:30 p.m.
16	Saturday, July 16	Cleveland at Los Angeles	10 p.m.
17	Saturday, July 23	Portland at Tampa Bay	5 p.m.
18	Monday, August 1	Los Angeles at Portland	10 p.m.

\*Schedule subject to change

## AFL, ESPN ANNOUNCE INCREASED 2015 TELEVISION SCHEDULE

### ArenaBowl XXVIII set for August 29 on ESPN



LAS VEGAS – Arena Football League action will once again return to ESPN networks in 2016, the League office announced today. Eight regular-season games will be televised on ESPN2, while nearly 40 games will be streamed live on ESPN3.

This season, ESPN will present each round of the AFL postseason, including ArenaBowl XXIX, which will air Friday, August 26, at 8 p.m. ET, live on ESPN. The regular season schedule kicks off on Saturday, April 2, with a Week 1 matchup between the Jacksonville Sharks and LA KISS on ESPN2.

“We are excited to be once again partnering with ESPN as this year promises expanded coverage on ESPN2 and what we believe will be our most competitive season ever,” AFL Commissioner Scott C. Butera said. “ESPN is the clear leader in sports entertainment through their work and their commitment to the Arena Football League is a great testament to the highly entertaining nature of our game.”

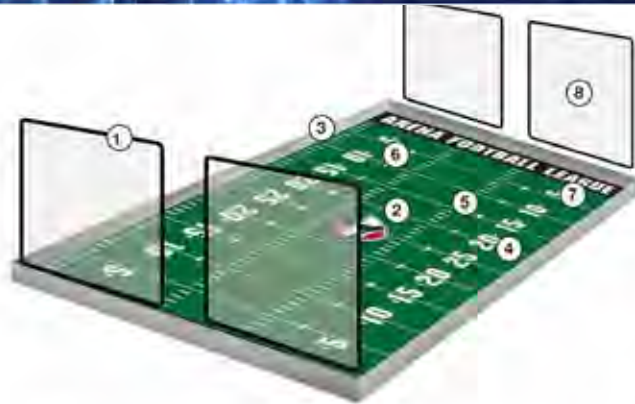
All games on ESPN television networks will also be available on WatchESPN.com on smartphones and tablets via the WatchESPN app, and streamed on televisions through connected devices. The ESPN video player will also be available on the AFL’s website, [www.arenafootball.com](http://www.arenafootball.com)

ESPN3 kicks off its schedule of AFL games with two contests on opening weekend, including the first game of the 2016 season - an American Conference matchup between the Philadelphia Soul and their rival Cleveland Gladiators, slated to kickoff at 7 p.m. ET on Friday, April 1.

The “War on I-4” adds another chapter to its storied rivalry will also kickoff the season when the Orlando Predators travel to Amalie Arena to play the Tampa Bay Storm on Friday, April 1, at 7:30 p.m. ET.

### ESPN’S 2016 AFL TELECAST SCHEDULE:

WEEK	DATE	GAME	TIME
1	Saturday, April 2	Jacksonville at Los Angeles	9 p.m.
2	Saturday, April 9	Arizona at Los Angeles	11 p.m.
3	Sunday, April 17	Portland at Philadelphia	4 p.m.
12	Friday, June 17	Philadelphia at Arizona	0 p.m.
13	Saturday, June 25	Cleveland at Jacksonville	7 p.m.
16	Saturday, July 16	Philadelphia at Tampa Bay	4 p.m.
17	Sunday, July 24	Cleveland at Arizona	9 p.m.
18	Sunday, July 31	Tampa Bay at Jacksonville	5 p.m.
PS	Sunday, August 7	FIRST ROUND	6 p.m.
PS	Sunday, August 14	SEMIFINALS	6 p.m.
PS	Friday, August 26	ARENABOWL XXIX	8 p.m.



**Goal Posts**  
9 feet wide, with a 15 feet high crossbar (NFL: 10 feet wide, 10 feet high crossbar).

**Playing Field**  
50 yards; 8 yard endzones, 85 feet wide

**Sideline Barriers**  
High density foam padding, 48 inches high

**Field Numbers**  
3 feet by 18 inches. Base located 15 feet from field boundary.

**Inside Hashmarks**  
4.5 feet from center field

**Outside Hashmarks**  
13.5 feet from field center

**Playing Surface**  
Sportxite indoor artificial grass

**Goal Side Rebound Nets**  
Tightly strung mesh  
30 feet wide, 37 feet high

**Offense**  
8 players on field  
4 players on line of scrimmage  
No punting

**Defense**  
8 players on field  
3 down linemen

**Total Roster**  
24 active players  
3 inactive players

**Time of Play**  
Four 15-minute quarters  
12-minute halftime  
(may vary for national TV games)  
15-minute overtime  
35/25-second clock

**Scoring**  
Touchdown—6 points  
Conversion place kick—1 point  
Conversion run or pass—2 points  
Drop kick conversion—3 points  
Failed conversion returned by defense—2 points  
Safety—2 points

## GLOSSARY OF TERMS

### BALL IN THE STANDS

When a ball is thrown or bounces into the seats surrounding the playing field, the “lucky” fan that catches the ball keeps it.

### DROP KICK

A drop-kicked FG is worth 4 points. A drop-kicked extra point is worth 2 points. Spokane Shock kicker Taylor Rowan was the last man to connect on a two-point dropkick (7/22/2011 vs. Jacksonville).

### IRONMAN

Signifies participants playing both offense and defense.

### FANS

More than 26 million fans have experienced an AFL game in the League’s 24-year history. Last year, in 2011, the AFL drew 1,338,544 fans in the regular season.

### “MAC” AND “JACK” LINEBACKERS

“Mac” may rush the QB straight on without stunting, twisting or drop-back coverage. “Jack” must stay within an imaginary box behind the line of scrimmage. Either LB may cover the fullback or tight end.

### OFFENSIVE MOTION

Unlike stadium-played football, one offensive back may go into forward motion prior to the snap of the ball.

### OVERTIME

Arena Football has a unique overtime rule: If a contest is tied after regulation, teams will play a 15-minute overtime. Each team will have one opportunity to score. If, after each team has had one chance to score, the game is tied, the first team to score is crowned the winner.

### REBOUND NETS

Goal-side rebound nets extend outward from each upright. The nets are 30-feet wide, 32-feet high and extend to 40 feet above the playing surface. The bottom bars of the frames are positioned eight (8) feet above the surface. The “scoring area” is nine-feet wide and 15-feet high. Nets are stretched taut so that a missed kick attempt will rebound off the net and back into the field of play. Once the ball caroms off the net, it’s live.

### SIDELINE BARRIERS

Similar to the sideboards that surround a hockey rink, the sideline barrier encircles the playing surface. The barrier is made of a high-density foam pad, measuring four (4) inches thick.

### STUNTING OR TWISTING

When a defensive lineman is rushing the passer, there’s no “stunting” or “twisting.” In other words, linemen are required to power past offensive linemen.

### TIGHT END

One offensive lineman must declare himself a tight end prior to the snap by simply raising his arm and “declaring” himself a tight end. The Mac (rush-eligible) linebacker must line-up on the opposite side of the center from the tight end.

### TWO-WAY PLAYERS

One of the most “throwback” features of the Arena Football League is the fact that the game features eight-on-eight football, where at times, some players will play both offense and defense.

### MOVEMENT OF THE BALL AND SCORING

Four (4) downs are allowed to advance the ball 10 yards for a first down, or to score.

Six (6) points for a touchdown.

One (1) point for a conversion by a place kick after a touchdown, two (2) points for a conversion by drop kick and two (2) points for a successful run or pass after the touchdown.

Three (3) points for a field goal by placement or four (4) points for a field goal by drop kick.

Two (2) points for a safety.

### KICKING

Kickoffs are from the goal line. Kickers may use a one-inch tee. Punting is illegal. On fourth down, a team may go for a first down, touchdown or field goal.

The receiving team may field any kickoff or missed field goal that rebounds off the net.

Any untouched kickoff, which is out of bounds, will be placed at the 20-yard line or the place where it went out-of-bounds, whichever is more advantageous to the receiving team.

### PASSING

Receivers must have one foot inbounds for a catch. A forward pass that rebounds off the rebound net or sideline barrier is a live ball and is in play until it touches the playing surface.

### OVERTIME RULES

Overtime periods are 15 minutes for both the regular season and the playoffs.

Each team gets one (1) possession to score. If, after each team has had one possession, one team is ahead, that team wins. If the teams are tied after each has had a possession, the next team to score wins.

### EQUIPMENT

The official football is the same size and weight as the National Football League ball. Each ball is manufactured by Spalding Sporting Goods.

### PLAYERS AND FORMATIONS

Eight players on the field: 20-man active roster; four-man inactive roster.

Players can play both offense and defensive. Typically the kicker and quarterback are the exception. The League no longer utilizes specialists on the offense and defensive side of the ball. However players no longer have to play on both sides of the ball.

Substitutions: Free substitution between plays and on dead balls.

Four (4) offensive players must line up on the line of scrimmage. Three (3) defensive players must be down lineman (in a three-or-four point stance). One linebacker (the Mac linebacker) may blitz on either side of the center. Alignment is two-or-more yards off the line of scrimmage. No stunting or twisting.

Offensive motion: One receiver may go in forward motion before the snap.

### TIMING

Four 15-minute quarters with a 15-minute halftime.

The clock stops for out-of-bounds plays or incomplete passes only in the last minute of each half and when the referee deems it necessary for penalties, injuries or timeouts.

Each team is allowed three (3) time-outs per half.

## MISCELLANEOUS INFORMATION

### ROSTER LIMITS

From the first day the League allows the signing of free-agent players until the first league-sanctioned cut-down date, teams are prohibited from having more than 35 players on their roster. Players listed on the active list or free-agent signees are considered eligible to be counted for the 35-man roster.

Teams will be required to reduce their active lists to 28 players by 5 p.m. CST 14 days before the first regular season game and to 24 players by 5 p.m. CST seven days before the first regular season game.

Each team may maintain a maximum 21-player roster and 3-player inactive squad during the season. In a documented emergency, a team may add an emergency kicker to their roster, no later than one hour before kickoff.

### TRADES

The trading period began on November 2, 2015 and will end at 5 p.m. CST on Wednesday, June 22, 2016. Upon reporting to his new team, each traded player must pass the physical given by his new team. Failure to pass the physical and/or failure to report will nullify the trade.

### RESERVE LISTS

The reserve list of each team consists of the following categories; retired, refused to report, inactive reserve, injured reserve, suspended, other league exempt and physically unable to perform.

### INJURED RESERVE

A player who is placed on injured reserve list must remain on injured reserve for a minimum of four weeks. Training camp weeks will not count against that total. Teams activating players from their injured reserve list must do so no less than 24 hours prior to that team's game.

### KEY 2016 CALENDAR DATES

March 8	Players may report for physicals only
March 10	1st day of camp. No pads.
March 12	1st day of full pad practice
March 18	28-man rosters due at 5 p.m. CT
March 25	Training camp end (24-man roster due at 5 p.m. CT)
April 1	Regular Season begins
June 22	Trade deadline
July 22	Future considerations must be completed
July 25	End of season reassignment begins
August 1	Regular season ends
August 7	POSTSEASON – First Round
August 14	POSTSEASON – Conference Championships
August 26	ArenaBowl XXIX

## AFL POSTSEASON PROCEDURES

- All eight teams will participate in the postseason
- There will be one (1) conference top seed and three (3) wildcards in each conference.
- Seeding in each Conference is based on overall record, with the top record in each Conference reserved for that Conference's #1 seed (overall seed #1 and #2 respectively) (i.e.-Team A in American Conference has the top record at 12-4. Team B has second best record in the American conference at 11-5. Team C in the National Conference has a record of 10-6; Team A earns #1 seed, Team C earns #2 seed and Team B earns #3 seed)
  - 1st and 2nd seed - one team in each conference with best overall record
  - 3rd-8th seeds - best overall records amongst all remaining AFL teams (based on tiebreakers)

### DEFINITIONS

**Strength of Schedule** - Combined winning percentage of opponents played.

**Point Differential** - The difference between a team's total points (offense) & the points scored against them (defense).

**Turnover differential** - The difference between the number of times an AFL team has taken the ball away from the opponent through either an interception or fumble and the number of times the team has given up the ball to the opposition through a thrown interception or lost fumble.

**Winning percentage** - Total number of wins divided by total number of games.

### TIEBREAKER SCENARIOS

#### CONFERENCE CHAMPIONS - TWO TEAMS

1. Head-to-head (best winning percentage in games between the clubs)
2. Point differential in head-to-head games
3. Strength of Schedule
4. Turnover Differential
5. Coin toss

#### CONFERENCE CHAMPIONS -THREE OR MORE TEAMS

(Note: If three or more teams are tied, follow steps until one team is eliminated. Once two teams remain, revert back to Step 1 of the two-team tiebreaker to determine which team advances.)

1. Head-to-head (best winning percentage in games between the clubs)
2. Point differential in head-to-head games
3. Strength of Schedule
4. Turnover Differential
5. Coin toss

#### WILDCARD

(Note: If three or more teams are tied, follow steps until one team is eliminated. Once two teams remain, revert back to Step 1 of the two-team tiebreaker to determine who advances)

1. Head-to-head (best winning percentage in games between the clubs)
2. Point differential in head-to-head games
3. Strength of Schedule
4. Turnover Differential
5. Coin toss

#### CONFERENCE SEEDING TIE BREAK PROCEDURE

1. Head-to-head (best winning percentage in games between the clubs)
2. Point differential in head-to-head games
3. Strength of Schedule
4. Turnover Differential
5. Coin toss

#### ARENABOWL TIE BREAK PROCEDURE

1. Highest Postseason Seed
2. Overall record (best winning percentage)
3. Head-to-head (best winning percentage in games between the clubs)
4. Point differential in head-to-head games Strength of Schedule
5. Turnover Differential Coin toss

## 2016 LEAGUE OFFICIALS

**COORDINATOR OF OFFICIALS:** Carl T. Paganelli **ASSISTANT SUPERVISORS OF OFFICIALS:** David Chesn & Buddy Ward

### 2015 AFL OFFICIALS

Rod Ammari	15	Line Judge	Al Granado	99	Umpire
Brent Baumann	94	Line Judge	Craig Griffith	33	Side Judge
Grantis Bell	69	Back Judge	Michael Griffith	29	Back Judge
Mark Bennett	28	Head Linesman	Jeffrey Johnson	47	Line Judge
Bradley Brunet	31	Referee	Riley Johnson	20	Referee
Neil Brunner	56	Head Linesman	Kevin Kieser	34	Back Judge
Scott Campbell	40	Referee	Matt Kukar	27	Head Linesman
Jeff Carr	73	Umpire	Kenny Leffle	13	Head Linesman
Mike Chase	16	Head Linesman	Rick Lowe	97	Umpire
Robert Colosimo	50	Umpire	Thomas McCabe	8	Referee
Steve Coullias	55	Umpire	Joe Pester	35	Referee
David Cutaia	67	Referee	Mearl Robinson	30	Back Judge
RG Detillier	46	Line Judge	Roger Stewart	53	Umpire
John Drayton	14	Head Linesman	Terri Valenti	37	Line Judge
Paul Engelberts	38	Line Judge			

## AFL COMMUNICATIONS

8945 W. POST ROAD | SUITE #210 | LAS VEGAS, NV 89148 | T: (312) 465-2200 | F: (312) 496-3055

**TOM GOODHINES** • (702) 802-3905 ext. 356  
tgoodhines@ARENAFOOTBALL.COM

**BREANN BARTLOW** • (702) 802-3905  
bbartlow@ARENAFOOTBALL.COM

## TEAM PR CONTACTS

### ARIZONA RATTLERS

PETER GARBOW  
(989) 395-3789  
PGARBOW@AZRATTLERS.COM

### CLEVELAND GLADIATORS

PAM FRASCO  
(216) 420-2213  
PFRASCO@THEQARENA.COM

### JACKSONVILLE SHARKS

STEVEN SHOTOLA  
(904) 900-2060 ext. 704  
STEVEN@JAXSHARKS.COM

### LA KISS

WILL PROCTOR  
(714) 587-2632  
WPROCTOR@LAKISSFOOTBALL.COM

### ORLANDO PREDATORS

MIKE DIJULIO  
(425) 894-8625  
MICHAEL\_DIJULIO@ORLANDOPREDATORS.COM

### PHILADELPHIA SOUL

KRISTEN VAN IDERSTINE  
(215) 253-4900 EXT. 144  
KVANIDERSTINE@PHILADELPHIASOUL.COM

### PORTLAND STEEL

ROB BOELKE  
(727) 644-4549  
RBOELKE@ARENAFOOTBALL.COM

### TAMPA BAY STORM


BEN SHOTTEN  
(813) 307-5906  
BEN@TAMPABAYSTORM.COM




## TAMPA BAY STORM

# SIDELINES


## TAMPA BAY STORM CHEERLEADERS



**ALLISON**  
CAPTAIN




**LEXXIE**  
CAPTAIN



**KEEWAWNA**  
ROOKIE




**KELSEY**  
ROOKIE




**AMBER A.**  
ROOKIE




**AMBER D.**  
ROOKIE




**BRITNY**  
ROOKIE




**KERRY**  
ROOKIE




**SARA**  
ROOKIE




**CRISTINA**  
VETERAN




**DOMINIQUE**  
ROOKIE



**KAYLA**  
VETERAN



**STEPHANIE**  
ROOKIE



**TYANNE**  
VETERAN

### AMALIE ARENA INFORMATION

In just a few short years the Amalie Arena has reinvented itself with over \$45 million in improvements that have clearly revolutionized the industry.

With a wide array of venues spread throughout the United States, it can be difficult to find one that distinguishes itself from the others. That is not the case with the newly transformed Amalie Arena, Florida's premier entertainment venue and home of the 2004 Stanley Cup Champion Tampa Bay Lightning and Five-Time Arena Football Champion Tampa Bay Storm.

Boasting unique features like lightning-throwing Tesla coils, an 11,000 square-foot Bud Light party deck with incredible views of the city and a massive five-manual, 105-rank digital pipe organ, the Amalie Arena consistently ranks among the very best venues in the United States.

#### Digital Pipe Organ

The new digital pipe organ features five keyboards and 42 ranks of sounds, with a sound system comprised of 260 dedicated speakers.

#### Updated Suites

Each of the building's 69 suites has been completely reconstructed and finished with the most modern materials and technologies. With 20 suites less than 25 rows from the main floor, luxury seating options are in abundance for the most discriminating sports and entertainment fans.

#### Smoother Surfaces

Over 75,000 square feet covering the arena's concourses, Promenade and Terrace level have been resurfaced and sealed.

#### Brighter Lights

Two hundred forty-two new sport lights have been installed to increase our game night lighting by doubling our foot-candle levels, exceeding all NHL standards and enhancing HD broadcasts for all events.

#### New Views

The Bud Light Outdoor Party Deck located on the 300 level/Terrace level offers 10,000 square feet of gorgeous, unobstructed views of downtown Tampa. In addition to the views, the deck has five new concession stands and beverage bars with 10 new points of sale available to all arena guests.

#### Top to Bottom Luxury

Sixty-nine luxury suites have been enlarged with slick cool-to-touch in-counter stove burners and flat screen TVs.

#### Renovated Restrooms

To help enlarge our Executive Suites, 72 restrooms have been removed and replaced with eight exclusive hallway restrooms.

#### New Digital Signs

New Daktronics LED digital signs with 360-degree views. A total of 14 new LED displays offer up 1.7 million square pixels for pure viewing pleasure.

#### Upgraded Cuisine

The Amalie Arena main restaurants have been transformed into one grand 9,000-square-foot dining experience called The Firestick Grill. The kitchen was replaced with four ovens, one broiler, 10 prep stations, three refrigerators and a 320-square-foot freezer.

#### Powered by the People

Approximately 1,250 men and women worked non-stop on the arena transformation over four months. That's over 175,000 hours on the job site. A total of 35 contractors have been utilized on-site at the Amalie Arena. Eighty-five percent of the costs for the transformation have been paid to Florida firms for labor or products also supplied by Florida firms.

#### No Financial Burden to the Community

The \$40 million in renovations to the publicly owned Amalie Arena were privately funded. No financial burden was placed on the community.

#### Signature Areas

Relax and enjoy your event from the comfort of your seat, or if you are feeling a little more social, take advantage of our party decks and bars located within the arena.

#### Bud Light Party Deck

The Bud Light Party Deck is located on the Terrace Level at Sections 304 and 328. The spacious 11,000-square-foot outdoor deck offers a variety of food and beverage options, including plenty of cold Bud Light. Take in the spectacular views of downtown Tampa while enjoying the great weather after a big Lightning win, a concert or any event.

#### Coors Light Between The Pipes Bar

The Lightning's new, grand digital pipe organ is the signature centerpiece to a new Terrace Level bar and fan destination. The litany of sounds this instrument makes actually rattles the arena's very foundation! Any guest can watch the game from the bar and hang with Ray, our master pipe organ player.

#### Firestick Grill

Enjoy breathtaking views of the Tampa skyline at this newly renovated restaurant located on the Club Level (4th Floor) across from Section 201. This sumptuous buffet opens two hours before most events, and reservations are strongly recommended.

#### Scoreboard

Don't miss a minute of the action on the scoreboard measuring 28 feet high by 50 feet wide. The display features the largest high-definition, center-hung video panels in any arena throughout the United States and Canada. It includes a state-of-the-art control room and allows for a true high-definition signal with 1,296 lines of resolution.





## 2016 STORM BROADCAST INFORMATION

Day Of Game	Opponent/ Location	Broadcast Start	Game Start	Radio Station	TV Station
Fri. 4/1	ORLANDO	6:30 p.m.	7:00 p.m.	WDAE	BHNS
Sat. 4/9	at Cleveland	6:30 p.m.	7:00 p.m.	WHNZ	
Sat. 4/16	at Arizona	8:30 p.m.	9:00 p.m.	WHNZ	
<b>***BYE WEEK***</b>					
Sat. 5/1	JACKSONVILLE	1:30 p.m.	2:00 p.m.	WHNZ	
Mon. 5/9	at Philadelphia	6:30 p.m.	7:00 p.m.	WHNZ	
Fri. 5/13	at Orlando	7:00 p.m.	7:30 p.m.	WHNZ	
Mon. 5/23	CLEVELAND	7:00 p.m.	7:30 p.m.	WHNZ	BHNS
Sun. 5/29	ARIZONA	1:30 p.m.	2:00 p.m.	WHNZ	
Mon. 6/6	at Portland	9:30 p.m.	10:00 p.m.	WHNZ	
Sat. 6/11	JACKSONVILLE	4:30 p.m.	5:00 p.m.	WHNZ	CBSSN
Sat. 6/18	LOS ANGELES	7:00 p.m.	7:30 p.m.	WHNZ	
Fri. 6/24	at Orlando	7:00 p.m.	7:30 p.m.	WHNZ	CBSSN
<b>***BYE WEEK***</b>					
Mon. 7/11	at Los Angeles	9:30 p.m.	10:00 p.m.	WDAE	
Sat. 7/16	PHILADELPHIA	3:30 p.m.	4:00 p.m.	WHNZ	ESPN2
Sat. 7/23	PORTLAND	4:30 p.m.	5:00 p.m.	WHNZ	CBSSN
Sun. 7/31	at Jacksonville	4:30 p.m.	5:00 p.m.	WHNZ	ESPN2

Storm fans can catch all the Tampa Bay Storm games on the radio by tuning into Clear Channel's AM 1250 WHNZ or by clicking the "Listen Live" button on the station's website 1250whnz.com. A handful of games will broadcast on AM 620 WDAE throughout the season.

Local radio personalities Darek Sharp and Ian Beckles, as well as long time Storm commentator Jason Dixon, will call the action live from the booth.

## MEDIA DIRECTORY

### NEWSPAPER

**TAMPA BAY TIMES**  
490 First Avenue South  
St. Petersburg, FL 33701  
Phone: 727-893-8111 / Fax: (727) 893-8981  
Beat Writer: Brandon Wright,  
oraclebrandon@yahoo.com  
Website: www.tampabay.com

**TAMPA TRIBUNE**  
200 South Parker St.  
Tampa, FL 33602  
Phone: (813) 259-7860 / (813) 245-6130  
Fax: (813) 259-8148  
Editor: Joanne Korth,  
JKorth@Tampatrib.com  
Beat Writer: TBD  
Web site: www.TBO.com

**BRADENTON HERALD**  
102 Manatee Ave. West  
Bradenton, FL 34205  
Phone: (941) 748-0411 / Fax: (941) 748-7097  
Editor: Alan Bellittera, ABellittera@bradenton.com  
Phone: (941) 745-7052  
Sports Desk: (941) 748-0411, EXT. 6686  
Web site: www.bradentonherald.com

**SARASOTA HERALD-TRIBUNE**  
1741 Main St., Sarasota, FL 34236  
Phone: (941) 953-7755 / Fax: (941) 361-4880  
Reporters: Mic Huber, Chris Anderson,  
Doug Fernandez  
Editor: Scott Peterson, scott.peterson@heraldtribune.com  
Phone: (941) 361-4863  
Sports Columnist: Doug Fernandes, doug.fernandes@heraldtribune.com  
Phone: (941) 361-4854  
Web site: www.herald-trib.com

**THE LAKELAND LEDGER**  
P.O. Box 408, Lakeland, FL 33802  
Fax: 863-802-7812  
Sports Editor: Andy Koppers, andy.koppers@theledger.com  
Phone: (863) 802-7508  
Sports reporter: Lisa Coffey, lisa.coffey@theledger.com  
Phone: (863) 401-6971  
Web site: www.theledger.com

### TELEVISION STATIONS

**WFLA (NBC-8)**  
P.O. Box 1410, Tampa, FL 33601  
Phone: (813) 221-5788  
Fax: (813) 225-2770  
Dan Lucas, Anchor, dlucas@wfla.com  
Phone: (813) 221-5788  
Web site: www.wfla.com

**Bright House Sports Network**  
(Broadcast Partner)  
St. Petersburg Office:  
700 Carillon Parkway, Suite 9  
St. Petersburg, FL 33716  
Phone: (727) 329-2400 / (888) 437-1239  
Fax: (727) 329-2434  
Pinellas Park Office:  
7901 66th St. N., Pinellas Park, FL 33781  
Phone: (727) 329-2417  
Fax: (727) 578-1705

Email: comments@catch47.com  
Rock Riley, Rock.Riley@bhsn.com  
Sports E-mail: sports@baynews9.com  
Web site: www.baynews9.com

**WTSP (CBS-10)**  
11450 Gandy Blvd., P.O. Box 10000  
St. Petersburg, FL 33702  
Phone: (727) 577-8489  
Fax: (727) 576-6924  
Producer: Chris Tilley,  
ctilley@TampaBays10.com  
Web site: www.wtsp.com

**WFTS (ABC-28)**  
**WFTS ABC Action News**  
4045 N. Himes Avenue  
Tampa, FL 33607  
Phone: (813) 354-2828  
Reporter: Tom Korun, tkorun@wfts.com  
E-mail: akeck@wfts.com  
Phone: (813) 354-2845  
Web site: www.wfts.com

**WTVT (FOX-13)**  
3213 West Kennedy Blvd.  
Tampa, FL 33609  
Phone: (813) 870-9730 / Fax: (813) 871-3135  
Reporter: Chip Carter,  
chip.carter@foxtv.com  
Phone: (813) 870-9733  
Reporter: Chris Field, chris.field@foxtv.com  
Phone: (813) 870-7105  
Web site: www.wtv.com

### RADIO STATIONS

**WDAE-AM 620 "THE SPORTS ANIMAL"**  
4002 Gandy Blvd.  
Tampa, FL 33611  
Phone: (813) 990-4620  
Program Director: Steve Versnick,  
steveversnick@clearchannel.com  
Phone: (813) 832-1508  
Web site: www.620wdae.com

**WQYK-AM 1010 "THE TEAM."**  
CBS Radio, WQYK  
9721 Executive Center Drive N., #200  
St. Petersburg, FL 33702  
Phone: (727) 579-1925  
JP Peterson, jpshotlunch@yahoo.com  
Justin Palowski, jpalowski24@yahoo.com  
Web site: www.tampa.cbslocal.com/station/1010-sports

**WWBA 1040-AM**  
4300 W. Cypress, Suite #1040  
Tampa, FL 35607  
Phone: (813) 281-1040  
Fax: (813) 281-1948  
Program Director: Marc Larsen  
Phone: (813) 281-1040  
Website: news@wwba1040.com

**WHBO 1470-AM**  
9661 82nd Ave. North  
Seminole, FL 33777  
Phone: (813) 281-1040  
Studio: (727) 562-1040  
FAX: (727) 397-9312

**WFLA-AM Newsradio 970**  
4002 Gandy Blvd.  
Tampa, FL 33611  
Phone: (813) 839-9393  
Fax: (813) 224-0183  
Morning Show Host: Jack Harris, jackharris@clearchannel.com  
Web site: www.970wfla.com

**1250 WHNZ-AM (Flagship station)**  
4002 Gandy Boulevard  
Tampa, FL 33611  
Phone: 813-839-9393  
Producer: Chris Pagliuca,  
christopherpagliuca@clearchannel.com  
Phone: (813) 832-1413  
http://www.whnz.com

### SPECIALTY MEDIA

**TAMPA BAY BUSINESS JOURNAL**  
4350 W. Cypress St., Ste. 400  
Tampa, FL 33607  
Phone: (813) 873-8225  
Fax: (813) 873-0219  
Editor: Bridgette Mill  
Phone: (813) 873-8225  
E-mail: TampaBay@bizjournals.com  
Web site: www.tampabay.bizjournal.com

**ARENA FAN**  
Editor/Writer: Adam Markowitz  
editors@arenafan.com  
Phone: (813) 732-4287  
Reporter: Connor Akeman  
Phone: (727) 530-1714  
E-mail: editors@arenafan.com  
Web site: www.arenafan.com



## MEDIA GUIDELINES

Media may park in the North Lot located on the east side of the Amalie Arena on the northeast corner of Channelside and Caesar. Media must present a media credential or check in with the attendant for access. Media members can be added to the parking list on a single-game basis, but parking spaces are limited. Requests must be made when requesting game credentials.

For 7:30 games, television trucks (one truck per outlet) will be permitted access to the compound starting at approximately 4:30 p.m., but must leave by 6:30 p.m. due to space limitations. For the game, trucks must be relocated to VIP West on the West side of the Amalie Arena.

### MEDIA CREDENTIALS

Media credentials will be issued only for working members of the media. Season credentials will be issued to those assigned to cover the Storm regularly, and single game credentials must be requested via email or fax on company letterhead at least 24 hours in advance. The entrance for credentials is located at the service entrance on the southeast side of the Amalie Arena (Gate D). It opens two and a half hours (5:00 p.m. for a 7:30 p.m. start) prior to the start of Storm games. All media must enter through Gate D.

### PRESS DINING

Press Dining is located on Level 1 (Event Level) on the south side of the building. Meal and beverage service begins two hours before kickoff and ends five minutes after the start of each game. Only individuals with credentials will be allowed access to the media lounge.

### MEDIA WORK ROOM

The media work room is located on Level 1 (Event Level) on the south side of the building next to the media lounge. It is open and available for use by working media before, during and after games. Long distance calls must be made on a credit card or collect basis.

### TOM McEWEN PRESS BOX ACCESS

To access the press box, please use the freight elevator located on Level 1 (Event Level) on the east side of the Amalie Arena. The elevator will be available at the Press Box (Level 7) at the end of each game for immediate access to the locker rooms. Should you wish to take an alternative route, please take the stairs at the south end of the press box to the Terrace Level (Level 6). Then take the public stairs to the Plaza Level (Level 3). Proceed to the southwest corner (behind section 128) and take the elevator to the Event Level.

### TOM McEWEN PRESS BOX

The Tom McEwen Press Box is located on Level 7 on the east side of building. Booths will be assigned to radio, television, coaching staffs and off-field officials. Media will be assigned to seats, which will be posted for each game in the press box and media work room. Please sit in your assigned seat, or see a Storm public relations representative if you have not been assigned one.

### PRESS BOX SERVICES

Telephones and internet access (wireless is available) are provided for use by media throughout the press box. Long distance calls must be made on a credit card or collect basis. Electrical outlets are located at the base of the wall in front of each seat. Television monitors have been positioned above the seating area.

Pregame notes, stats and rosters will be available one hour prior to the start of the game in the press box and in the media work room. Game summary sheets will be distributed between quarters and following the end of the game in the press box, locker room and working media room. Attendance will be made available at the start of the fourth quarter. Beverages and snacks will be available in the press box during each game.

### PHOTO

Scott Audette, Storm team photographer, will assign photo locations. Please be sure to see Scott prior to each game for assigned locations. It is imperative that all photographers be courteous to spectators and especially cognizant not to obstruct the view of paying customers. The photo room is located on Level 1 (Event Level) and available for still photographers. The room is equipped with phone lines, televisions and power. Contact Scott Audette regarding photo room usage – [Saudette@tampabaytimesforum.com](mailto:Saudette@tampabaytimesforum.com).

### PHOTO LOCATIONS

Photographers may shoot from behind either endzone during the game. It is also possible to shoot from elevated positions throughout the Amalie Arena. As a reminder, it is imperative that all photographers be courteous to spectators and especially cognizant not to obstruct the view of paying customers.

### LIVE SHOTS

There are several live shot locations in the Amalie Arena. Please see a member of the public relations staff prior to the game to make arrangements. If you are assigned a location in a seating area, setup must be complete at least one hour prior to the start of the game, as ticket holders will occupy this area. Requests for a live interview must be submitted 24 hours in advance.

### GAME FOOTAGE

Local TV stations are reminded that you are not permitted to shoot game action if the game is televised locally, nationally or back to visiting market. Local stations will be permitted to shoot game highlights if there is no television coverage. Contact Amalie Arena public relations prior to a non-televised game for an assigned location.

### LOCKER ROOM ACCESS

Access to the locker room corridor will be strictly enforced to only allow credential-holders into this area. The Storm locker room is closed to all media and broadcasters prior to games; however, a member of the Storm public relations staff will be available in the locker room hallway prior to games to bring out requested players for interviews until 90 minutes before the opening kick-off.

The Storm locker room will open within 10 minutes after the conclusion of games. Coach Dave Ewart will meet with the media approximately 10 minutes after the conclusion of the game. The Storm locker room is not open before or after practices. The coaching staff and players will be available on the field after the conclusion of practice.

### INJURY REPORTS

A member of the public relations staff will provide in-game injury reports as quickly as they are available from the Storm medical staff. No media will be permitted in the locker room area while play is in progress and should not approach medical personnel during the course of a game. The Storm will also provide an injury report approximately 20 minutes after the conclusion of each game and again the following day.

### GUESTS

Guests will not be permitted in the Amalie Arena without prior approval by the public relations department. Media caught bringing guests into the Amalie Arena without prior approval will have their credentials revoked.

### AUTOGRAPHS

No credential-holders are permitted to ask players or coaches for autographs before, during or after games. Violators of this policy will immediately have their credentials revoked.

### TRANSFER OF CREDENTIALS

Transfer of credentials is strictly prohibited. Violators will forfeit credentials for the remainder of the season. If you encounter a problem or have questions, please ask a member of the Amalie Arena public relations staff. Be assured we will do everything possible to satisfy your request or answer your questions.



## TAMPA BAY STORM ONLINE



**TampaBayStorm.com** is the premier online source for Tampa Bay Storm news and information. TampaBayStorm.com features team and player news, press releases, team stats, photographs, cheerleader information, an online ticket order form, online media guides and much more. Produced and maintained by the Storm communications department, TampaBayStorm.com also provides unrivaled insight and features covering the Storm with weekly columns such as “In the Eye of the Storm,” “Beyond the Gridiron” and unique video content.

## AFL ONLINE



**ArenaFootball.com** covers breaking news regarding the league and provides AFL enthusiasts with statistics and insider information on their favorite teams.

Fans can also follow live game coverage via CBSi of every Storm game by clicking on the video tab on the Storm page.

Additionally, ArenaFootball.com also featured message boards, newsletters, merchandise, contests, and a fantasy Football league.

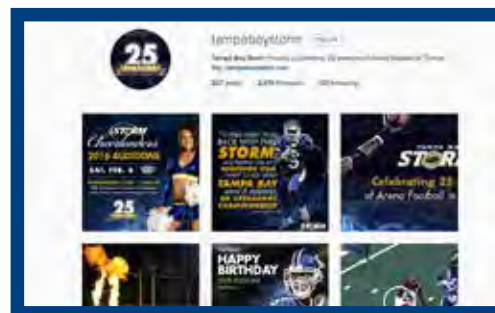
## STORM SOCIAL MEDIA



[Facebook.com/TampaBayStorm](https://www.facebook.com/TampaBayStorm)



[Twitter.com/TampaBayStorm](https://twitter.com/TampaBayStorm)



[Instagram.com/tampabaystorm](https://www.instagram.com/tampabaystorm)

# 25

**SEASONS**

OF ARENA FOOTBALL

*Celebrating 25 Seasons of  
Arena Football in Tampa Bay*

