

25
SEASONS EST. 1991

Amway CENTER

ENTERLEGEND



ORLANDO
PREDATORS

2016 MEDIA GUIDE





ORLANDO PREDATORS

Administrative Offices: (407) 355-2200
8680 Commodity Circle, Orlando, Florida 32819
Twitter: @ORLPredators Instagram: @orlandopredators
www.orlandopredators.com

2016 SCHEDULE

DAY	DATE	OPPONENT	TIME (EST)
Fri.	April 1	at Tampa Bay Storm	7:30 p.m.
Sat.	April 9	PORTLAND STEEL	7:30 p.m.
Mon.	April 18	at Jacksonville Sharks	7:00 p.m.
Sat.	April 23	LA KISS	7:30 p.m.
Fri.	April 29	at Cleveland Gladiators	7:00 p.m.
Sat.	May 7	ARIZONA RATTLEERS	7:30 p.m.
Fri.	May 13	TAMPA BAY STORM	7:30 p.m.
Sat.	May 21	at Philadelphia Soul	7:30 p.m.
Fri.	May 27	JACKSONVILLE SHARKS	7:30 p.m.
Sun.	June 5	at LA Kiss	10:00 p.m.
Mon.	June 13	CLEVELAND GLADIATORS	7:30 p.m.
Sat.	June 18	at Jacksonville Sharks	7:00 p.m.
Fri.	June 24	TAMPA BAY STORM	7:30 p.m.
Sat.	July 2	— BYE —	
Sat.	July 9	at Portland Thunder	10:00 p.m.
Mon.	July 18	at Arizona Rattlers	9:30 p.m.
Sat.	July 23	— BYE —	
Sat.	July 30	PHILADELPHIA SOUL	7:30 p.m.

TEAM DIRECTORY

2016

TEAM MANAGEMENT

President

Jared Saft

Chief Operating Officer

Darrell Harbin

Vice President of Marketing

Robert Jensen

CORPORATE PARTNERSHIPS

Director of Corporate Operations

Adrian Robles

Partnership Sales Manager

Erik Sandberg

Partnership Sales Manager

Casey Todt

TICKETING

Vice President of Ticket Sales and Service

Scott Einhorn

Director of Season Ticket Sales

Nick Erban

Director of Group Sales

Stephanie DiMuro

Assistant Director of Corporate & Premium Ticket Sales

Rishi Ragbir

Ticket Sales Account Manager

Amanda Hurley

Ticket Sales Account Manager

Matthew Kovacs

Group Ticket Sales Representative

George Thomas

FOOTBALL OPERATIONS

Head Coach & Vice President of Football Operations

Rob Keefe

General Manager of Football Operations

Michael DiJulio

Offensive Coordinator

Matthew Sauk

Offensive and Defensive Line Coach

Clay Harrell

Director of Football Operations/Equipment

Brandon Goldstein

MEDICAL STAFF

President/CEO, SST Rehabilitation

Joel Johnson

Vice President/Executive Director of Sports Medicine, SST Rehabilitation

Mike Henkleman

Head Athletic Trainer, SST Rehabilitation

Paul Morosky

Team Surgeon, Orlando Orthopaedic Center

Randy S. Schwartzberg, M.D.

Team Surgeon, Orlando Orthopaedic Center

Bradd G. Burkhart, M.D.

Team Surgeon, Orlando Orthopaedic Center

Bryan L. Reuss, M.D.

Team Physician, Florida Sports & Family Health Center

Joseph Torres

Team Chiropractor, Wittmer Clinic of Chiropractic

Scott Wittmer, D.C.

Team Radiologist

Sean Mahan, M.D.

Simon Medical Imaging, Inc.

Grant Nelson

D1 Sports Orlando

Tyrone Davis

FRONT OFFICE STAFF

JARED SAFT PRESIDENT



Jared Saft is the President of the Orlando Predators, a professional Arena Football team owned by Westgate Resorts CEO David Siegel and is responsible for all facets and operations of the business. Mr. Saft is a member of the Arena Football League Board of

Directors and sits on the Executive Finance and Labor Committees. In addition to his responsibilities for the Orlando Predators, Mr. Saft is an executive at Westgate Resorts and is responsible for overseeing Westgate's Hotel Sales & Marketing, Inventory/Yield Management, eCommerce/Web Marketing, Reservations and Developer Services for 28 resorts and 13,000 rooms across the United States.

Mr. Saft has also served as an Adjunct Professor at the Rosen School of Hospitality at the University of Central Florida. Prior to Westgate Resorts, Mr. Saft worked as a Consultant in Providence, Rhode Island where he worked on hospitality & government-related projects and as an Aid in the United States Congress in Washington, D.C.

Mr. Saft was also an Instructor at Brown University where he taught courses in Governance & Management in Large Public Corporations & International Finance. Mr. Saft received his Masters from Brown University in Providence, Rhode Island and his Bachelors from Emory University in Atlanta, Georgia.

DARRELL HARBIN CHIEF OPERATING OFFICER



Darrell Harbin joins the Orlando Predators as the team's Chief Operating Officer. He will be responsible for leading the Predators and their corporate partners into the new Amway Center, as well as the development of new revenue streams associated with the new

Amway Center. Darrell comes to the Orlando Predators from the Orlando Magic where he served five seasons as the teams Sr. Partnership Development Manager.

During the his five seasons with the Magic Darrell was instrumental in generating new corporate partnerships while developing community campaigns such as reading and learning centers for the Parramore community in conjunction with key Magic partners.

Prior to his tenure with the Magic, Harbin spent 10 years in Arena Football. From 1995 to 2000, he served as Vice President of Sales and Operations for the Nashville Kats of the AFL. From 1998 to 2000, Harbin's sales team in Nashville generated over one million dollars in new sponsorship revenue.

After helping the Kats transition from Nashville to Atlanta, becoming the Georgia Force, Harbin accepted a position as general manager of the af2's Augusta Stallions for the 2001 season. Having vastly improved the Stallions sponsorship and ticket sales programs, Harbin then joined the Carolina Cobras. Starting in 2003, Harbin guided the Cobras through their transition from Raleigh to Charlotte. Harbin left the Cobras after the 2005 season for Orlando to join the Magic.

Harbin brings a unique mix of Arena Football experience and knowledge of the Orlando sponsorship climate to the Orlando Predators that few possess. He will be instrumental in helping the Orlando Predators leave a branding footprint on the new Amway center as they enter this new venue as their home field. Harbin's knowledge of both the Orlando marketplace and the details of the Amway Center will be counted heavily upon during this critical transition period.

MICHAEL DIJULIO

GENERAL MANAGER OF FOOTBALL OPERATIONS



Michael DiJulio was hired by the Orlando Predators in January of 2014. In his two seasons with the franchise, the Predators have posted a 24-14 overall record while securing consecutive South Division titles, including a berth in the American Conference

Championship.

In his current role, DiJulio has worked tirelessly to build the Predators roster. During his first year with the team, he was hired with only seven weeks to reshape a roster that was coming off a 7-11 season in 2013. DiJulio worked closely with the coaching staff to identify and recruit new talent to the Predators. He was instrumental in signing several key free agents, including WR Greg Carr, who went on to earn the 2014 Rookie of the Year Award as well as Second Team All-Arena honors. Other notable free agents acquisitions included: QB Jason Boltus, WR Khalil Paden, WR Kendal Thompkins, OC Zack Williams, OG Hayworth Hicks, OG Bryan Collins, DE Earl Okine, and DE Meshak Williams. Orlando also landed QB Bernard Morris, WR Larry Brackins, DB Tracy Belton, DE TJ Fatinikun, and DB Arness Ikner through trades.

The 2014 Orlando Predators posted an 11-7 record and won their first South Division title since 2006. In the first round of the playoffs, Orlando knocked off the 15-3 Pittsburgh Power to secure a berth in the American Conference Championship. In total, DiJulio executed 213 total transactions throughout the 2014 season, including 22 trades.

Entering the 2015 season, the Predators once again saw success in the free agent market, landing standout rookies in DT Austin Brown, DB Nick Taylor, OG Erle Ladson, and OC William Maxwell, as well as key veterans in QB Randy Hippeard, WR Brandon Thompkins, and LB Terence Moore. The 2015 Orlando Predators improved their regular season record to 12-6 while winning the franchise's second consecutive division title for the first time since 1994.

Prior to arriving in Orlando, DiJulio served as the Director of Player Personnel for the expansion Portland Thunder, where he helped build the franchise's inaugural roster. His first player signed was rookie WR Eric Rogers, who scored 27 touchdowns in only nine games and is now a member of the San Francisco 49ers. DiJulio also helped navigate the team through a nine-round expansion draft that netted four starters for the franchise, including DB Eric Crocker, who delivered 10 interceptions during the team's inaugural season, as well as OG Wayne Tribue, who was eventually traded to Philadelphia where he earned Second Team All-Arena honors. Portland went on to earn a playoff berth in its first season of existence.

DiJulio entered the Arena Football League as a player personnel intern with the Utah Blaze in 2012, where he worked under Director of Player Personnel Karl Bates. He was hired into a full-time position as the team's Director of Communications while continuing to assist with player personnel duties for two seasons. During his tenure in Utah, DiJulio worked alongside current Predators Head Coach Rob Keefe and Offensive Coordinator Matthew Sauk. Sauk coached in the same capacity for Utah while Keefe served as the team's defensive coordinator.

DiJulio began his career in player personnel as a research intern for Scouting Services Inc., where he served as the top assistant to the company's Director of Operations, Dave-Te' Thomas. In this role, he created full player profiles on NFL Draft prospects while handling scouting duties for the west coast region. Alongside Thomas, DiJulio became only the second person since 1968 to co-author The NFL Draft Report in 2010 and 2011 – an annual database of NFL Draft prospect profiles edited and distributed by the NFL Communications Department.

Born in Bellevue, Washington, DiJulio earned a bachelor's degree from Washington State University.

ROBERT JENSEN

VICE PRESIDENT OF MARKETING



Robert Jensen possesses over 16 years of diverse marketing experience across travel, sports and entertainment is in his second year as the Orlando Predators' senior director of marketing. Jensen was named to the position in June of 2014 to oversee the marketing and

brand engagement for the Orlando Predators.

In his first year with the Predators, Jensen and his team have enhanced the game day digital experience in Amway Center to not only keep the fans engaged, but to also encourage the fans to support and electrify the players and coaches. Because he has such drive to push himself in all aspects of what he does, he is determined to take the game day experience to the next level to celebrate the Orlando Predators 25th anniversary season.

Jensen joined the Orlando Predators when the team was acquired by David Siegel and Westgate Resorts. He has been with the Westgate organization for 11 years in which he oversees hotel marketing and brand management.

Born June 13, 1975, in Chicago, Jensen earned his bachelor's degree from Illinois State University. He still maintains strong ties to Illinois because he still has family there, but he calls the Orlando area his home.

ADRIAN ROBLES

DIRECTOR OF CORPORATE OPERATIONS



Adrian Robles joined the Orlando Predators as a Game Day Operations Intern prior to the 2010 season. Adrian graduated from the University of Central Florida with a business management degree in 2012.

Adrian is currently the Corporate Operations Manager, overseeing day to day operations and events. His main duty is to ensure the overall success of all Corporate Partnerships and fulfill all contractually obligated elements. He is also the Game Director during all Predators home games ensuring that the show production exceeds the high entertainment standards the Predators have set over the history of the team.

CASEY TODT

PARTNERSHIP SALES MANAGER



Casey Todt joined the Predators as a Partnership Development Manager before the 2015 season.

Prior to joining the Predators, Todt was a sport coordinator with the Amateur Athletic Union's national office for four years. He also has experience working at the ESPN Wide World of Sports and has held internships with the AAU, Cleveland Browns, Columbus Blue Jackets, Columbus Crew, and the NAIA national office.

A West Portsmouth, Ohio native, Todt graduated from Shawnee State University with a sport management degree in 2011. Todt resides in Davenport, FL.

ERIK SANDBERG

PARTNERSHIP SALES MANAGER



Erik Sandberg joined the Predators as a Partnership Development Manager before the 2015 season.

Prior to joining the Predators, Sandberg was an events coordinator with North Park University in Chicago, Illinois for 10 years. He also has experience working the Chicago music scene as a guitarist in the now disbanded alt rock band Eskimo Palace.

A Chicago, Illinois native, Sandberg graduated from North Park University with a Fine Arts degree in 2004. Sandberg resides in Windermere, Florida with his wife and daughter.

SCOTT EINHORN

VICE PRESIDENT OF TICKET SALES AND SERVICE



Scott Einhorn enters his first season with the Orlando Predators. His responsibilities include overseeing the day-to-day operations of ticket sales including season tickets, group tickets, and premium hospitality for the Orlando Predators.

Einhorn spent the previous four years as Vice President of Ticket Sales of the Orlando Solar Bears. Under his direction, the Solar Bears finished top 3 in attendance for three consecutive years and during their All-Star Season the ECHL All-Star game saw its highest attendance in 15 years.

Prior to moving to Orlando, Einhorn was an Account Executive for the New York Islanders and has experience working at the Hudson Valley Renegades, ESPN Radio, and in the Binghamton University Athletic Department.

A native of Warwick, NY, Einhorn received his MBA from Binghamton University. He currently resides in Orlando, FL with his wife Brianna.

NICK ERBAN

DIRECTOR OF SEASON TICKET SALES



Nick Erban joined the Orlando Predators before the 2015 season as Ticket Operations Manager and enters the 2016 season as Director of Ticket Sales and Service.

Prior to his affiliation with the Predators organization, Erban worked six years in the NBA with the Orlando Magic in Information Technology, Marketing and Ticket Sales and assisted in the opening of the Amway Center during its Inaugural Season. He also has experience working with Florida State University's ISP Sports Network, ESPN, the 2009 NBA Finals, EA SPORTS, Synergy Sports, the 2012 NBA All-Star Weekend and the London 2012 Summer Olympics.

A native of Springfield, Massachusetts, Erban graduated from Florida State University in 2008 with a B.S. degree in Sport Management. Erban resides in Orlando, FL with his wife, Jamia, and their two children, Jacel and Nico. After helping the Kats transition from Nashville to Atlanta, becoming the Georgia Force, Harbin accepted a position as general manager of the af2's Augusta Stallions for the 2001 season. Having vastly improved the Stallions sponsorship and ticket sales programs, Harbin then joined the Carolina Cobras. Starting in 2003, Harbin guided the Cobras through their transition from Raleigh to Charlotte. Harbin left the Cobras after the 2005 season for Orlando to join the Magic.

STEPHANIE DIMURO

DIRECTOR OF GROUP SALES



Stephanie joined the Orlando Predators in November 2015. Born and raised in Rochester, NY, Stephanie studied Sport Management at St. John's University in Queens, NY. Stephanie completed internships in Minor League Baseball (Rochester Red

Wings) and across the pond with the British Basketball League team, Leicester Riders.

She first received full-time experience with the Staten Island Yankees and escaped the snow in 2011 when she moved to Florida to work at Walt Disney World in the Groups and Conventions Department. Wanting to move back to the sports world, Stephanie accepted a position with the Orlando Solar Bears and was there for two seasons before moving to the Predators. Stephanie is most excited to be with the Predators for this 25th anniversary season and can't wait to show the fans what is in store.

Out of the office you can find Stephanie enjoying time with her husband, Matt, daughter, Alison and their dog, Timber.

RISHI RAGBIR

ASSISTANT DIRECTOR OF CORPORATE AND PREMIUM TICKET SALES



After an early career in Retail Management, Ragbir began his sports career in 2001 with the Gainesville Sports Organizing Committee where he was involved in Sports Tourism for the City. He later accepted an Account Executive position with the Daytona Cubs, minor league

affiliate of the Chicago Cubs, where he learned more about the overall sales and marketing side of the business.

In 2006, Ragbir moved back to his hometown of Queens, NY and accepted an Account Executive front office position with the New York Mets minor league affiliate, Brooklyn Cyclones. In 2008, his career directed him back down to sunny Florida as an Account Executive with the NBA Orlando Magic, where he experienced the transition into the new Amway Center and was involved in the promotion and sales of All Star Weekend. He also experienced deep Playoff runs, one of which leading to the NBA Finals. As he currently builds upon his foundation in a sports career, he utilizes all his prior experiences & skills and is now the Assistant Director of Corporate and Premium Sales with the Arena Football Club, Orlando Predators, who are entering their 25th Anniversary Season. This will be Ragbir's first year with the team and is excited to be a part of the excitement.

Ragbir was born and raised in Flushing, Queens and earned his BS in Sports Management from St. John's University. His favorite teams are the NY Mets, Buffalo Bills, NY Giants, Knicks, Magic, NY Rangers, St. John's Redstorm and now the Orlando Predators. Ragbir currently lives in Orlando with is 6 year old golden lab mix.

AMANDA HURLEY

TICKET SALES ACCOUNT MANAGER



Amanda Hurley joined the Orlando Predators as a Ticket Sales Manager in September of 2006. She is currently entering her 6th season with the Predators.

A local native of Orlando, FL, Hurley currently resides in Lockhart, FL with her fiancé and 6-year old son, Daniel.

MATTHEW KOVACS

TICKET SALES ACCOUNT MANAGER



Matt Kovacs has seen his responsibilities increase since initially joining the Orlando Predators back in 2014. He is entering his 2nd year overall with the franchise, mainly handling season ticket accounts at the start, Kovacs will move over to handle both group sales

and season ticket sales for the 2016 season.

Prior to his employment with the Orlando Predators, Kovacs spent a year with the Reading Fightin' Phil's as a Ticket Office Representative and Stadium Activities Supervisor, for the Double-A affiliate of the Philadelphia Phillies. He then took a position with the Orlando Predators in November of 2014 as a Ticket Sales Rep and then moved up to Season/Group Sales Manager.

Kovacs, a New Jersey native, is a graduate of Roanoke College where he received his bachelor's in Business Administration. Then from 2013-2014 Kovacs completed his master's degree in Sports Management from Liberty University in Lynchburg, Virginia. Matt, currently resides in Orlando, Florida.

GEORGE THOMAS

GROUP TICKET SALES REPRESENTATIVE



George Thomas has obtained his undergraduate degree in Sport Management at Troy University in Troy, AL. During his collegiate studies, he was able to obtain an internship as Assistant to the Director of Development for Troy Athletic Department. Subsequent to his undergraduate studies, he obtained a position as the Associate Athletic Director with Athlete Connections Foundation and Parramore Kidz Zone in Orlando, FL.

George received his Masters in Sport and Fitness Management from Troy University in December of 2014. He obtained an internship position with the Orlando Predators in February 2015. After displaying constant hard work and dedication, he was hired as the Assistant to the Director of Ticket Sales. George has continued his success with the Orlando Predators and looks forward to the seasons to come.

COACHING STAFF

ROB KEEFE HEAD COACH



Defined by his energy, excitement and overall passion for the game, Rob Keefe is well known for his hands-on approach to coaching. With four championship titles to his credit, Keefe brings a tradition of winning to the Orlando Predators. In his first two

seasons with the franchise, Keefe has delivered consecutive seasons of double-digit victories.

In his second season as Head Coach of the Orlando Predators, Keefe led the team to its second consecutive South Division Championship, marking the first time the franchise had achieved back-to-back division titles since 1993. Orlando secured its 22nd postseason berth by posting 12 wins in the regular season for just the second time in franchise history and the first since 2003.

In his first season at the helm, Keefe directed the Predators to its first division title since 2006, coming within one win of a berth in the ArenaBowl. The 2014 Orlando Predators secured the South Division Championship and reached the American Conference Championship after knocking off the 15-3 Pittsburgh Power in the opening round of the postseason.

Rob Keefe arrived in Orlando after serving as the Defensive Coordinator of the Utah Blaze for two seasons. He joined Utah midway through the 2012 season and engineered a dramatic turnaround on that side of the ball. After allowing an average of 64 points over the first 10 games of the season, Utah allowed just over 51 points per contest under Keefe. In the opening round of the 2012 playoffs, the change in culture was loudly put on display as the Blaze defense surrendered a mere 34 points in a victory over the top-seeded San Antonio Talons.

Keefe began his coaching career in 2009, joining the Spokane Shock as the secondary coach. The Shock boasted the af2's top-ranked scoring defense that season, allowing just 37.6 points per game. Keefe's

secondary surrendered the fifth-lowest number of passing yards per game (231.6) and registered the second-highest interception total in the league (34). The season culminated in an ArenaCup Championship title.

Keefe was promoted to Head Coach of the Shock when the organization joined the Arena Football League in 2010. Under Keefe's guidance, Spokane finished with the best record in the AFL (13-3 regular season) while producing the League's fourth-ranked scoring defense (52.7 ppg). Keefe became the youngest coach in AFL history to win a championship, as the Shock defeated the Tampa Bay Storm in ArenaBowl XXIII.

After a standout playing career at Mercyhurst College (Erie, PA), Keefe entered Arena Football in 2004 with the Columbus WarDogs of the af2. He joined the Spokane Shock (then af2) for the club's inaugural season in 2006, helping the franchise secure its first ArenaCup Championship. Keefe ended his two-year tenure with the Shock as the team's career leader in tackles (168) and interceptions (19), twice earning all-af2 accolades as a defensive back.



In 2008, Keefe entered the AFL as a member of the Philadelphia Soul. In his only AFL season as a player, Keefe helped the Soul earn a victory over the San Jose SaberCats in ArenaBowl XXII. Keefe's professional experience as a player also included stints with the Tampa Bay Buccaneers and the Toronto Argonauts and Montreal Alouettes of the Canadian Football League.

COACHING STAFF

MATTHEW SAUK **OFFENSIVE COORDINATOR**



Known for his cerebral approach, Matthew Sauk has achieved unparalleled on-field production throughout his career and has earned a reputation for his explosive offenses. He is a two-time winner of the Arena Football League's Assistant Coach of the Year Award and has coached three of the last four AFL MVPs. Sauk was hired as the Offensive Coordinator of the Orlando Predators on October 19, 2015.

Sauk forever made his mark in the Arena Football League record books during a three-year stint as the Assistant Head Coach and Offensive Coordinator of the Utah Blaze (2011-13). He received his first Assistant Coach of the Year award in 2011 after his offense set Arena Football League records for passing yards (5,422), passing touchdowns (128) and passing first downs (328). Astonishingly, Sauk proceeded to shatter those marks again the following season, rewriting the AFL record books while garnering his second-consecutive Assistant Coach of the Year Award.

In 2012, Sauk's offense unit enjoyed the most productive offensive campaign in AFL history. The group surpassed its previous all-time records with 5,758 passing yards, 142 passing touchdowns, 332 passing first downs, 510 pass completions and 753 pass attempts. Under Sauk's tutelage, Utah Blaze quarterback Tommy Grady earned the AFL's Most Valuable Player and Offensive Player of the Year awards while being named a First Team All-Arena performer.



Prior to his tenure in Utah, Sauk served as the Offensive Coordinator of the Spokane Shock in 2010 under then-Head Coach Rob Keefe. In his first season calling plays for the Shock, the team posted a 13-3 record and won ArenaBowl XXIII. Sauk got his coaching start as the quarterbacks and receivers coach for the Shock in 2008.

Sauk arrives in Orlando after serving as the Offensive Coordinator and Director of Player Personnel of the LA KISS in 2015. In 2014, he was named the Head Coach of the Portland Thunder during the team's inaugural season, where he was able to lead an expansion franchise filled with 21 rookies to the playoffs in its first year of existence.

Sauk has earned a reputation for successfully developing AFL quarterbacks. At various points in his career, he has mentored three of the past four League MVPs in Nick Davila, Tommy Grady, and Erik Meyer, all of whom are quarterbacks. Nick Davila worked under Sauk as a rookie in 2008 before going on to win MVP accolades in 2011 with the Arizona Rattlers. Grady received the honor in 2012, his second season under Sauk. Spokane's Erik Meyer earned the award in 2013 after playing under Sauk as a rookie with the Shock in 2010 and again the following season with the Utah Blaze.

A native of Livonia, Michigan, Sauk played collegiately at Utah State University in 1996 and 1997, where he set multiple records and still ranks among the top 10 in school history for career passing yards (5,385), completions (334), attempts (664), and total offense (5,466). As a senior, he earned second-team All-Big West honors while leading the Aggies to the Humanitarian Bowl.

Sauk and his wife Michele live in Salt Lake City, Utah with their three children, Aysha, Trinity, and Xavier.

COACHING STAFF

CLAY HARRELL

OFFENSIVE/DEFENSIVE LINE COACH



Clay Harrell was hired by the Orlando Predators on February 23, 2016 and will coach the team's offensive and defensive lines. He spent the previous two seasons serving in the same role for the Portland Thunder, where he developed a unit that surrendered the fifth fewest

sacks (19) in the Arena Football League in 2015. He began his coaching career with Spokane Shock, serving as the team's line coach in 2012.

Prior to becoming a coach in 2012, Harrell started every game at fullback for the Spokane Shock during the 2010

and 2011 seasons. As a runner, he totaled 135 yards with nine touchdowns on 24 carries. Harrell helped Spokane win ArenaBowl XXIII in 2010, where he played under current Predators Head Coach Rob Keefe and Offensive Coordinator Matthew Sauk.

Harrell began his Arena Football career in 2006 as a member of the af2's Everett Hawks, where he earned All-af2 second-team honors as a defensive lineman. He entered the Arena Football League the following year with the Nashville Katz and converted to the offensive line. Harrell joined the Los Angeles Avengers in 2008, where he caught seven passes for 79 yards and four touchdowns. Harrell briefly returned to the field to play in seven games for the Cleveland Gladiators in 2013 before joining the Thunder coaching staff in 2014.



ALPHABETICAL ROSTER

MARCH 28, 2016

NO.	NAME	POS.	HT.	WT.	BORN	EXP.	COLLEGE	HOMETOWN
1	Brackins, Larry	WR	6-5	225	11-5-82	8	Pearl River Community College	Dothan, Ala.
11	Brown, LaMark	WR	6-4	225	7-5-89	1	Minnesota State-Mankato	St. Louis, Mo.
81	Browning, Paul	WR	6-3	220	8-5-92	R	Colorado State-Pueblo	Widefield, Colo.
4	Carr, Greg	WR	6-6	230	10-8-85	2	Florida State	Ocala, Fla.
2	Cato-Bishop, Darryl	DL	6-4	265	1-26-90	2	North Carolina State	Roxbury, Mass.
93	Clebert, Richard	DL	6-1	285	11-15-86	6	South Florida	Miami, Fla.
71	Cobb, CJ	OL	6-4	320	3-24-88	5	Cincinnati	Jacksonville, Fla.
92	Fance, Calvin	DL	6-1	255	10-3-87	3	Angelo State	Houston, Texas
12	Hippeard, Randall	QB	6-3	225	12-6-85	3	Virginia-Wise	Stafford, Va.
53	Lewis, Mike	DL	6-2	260	8-15-84	6	Adrian College	Huntley, Ill.
90	Lewis, Monte	DL	6-4	265	10-14-88	1	Jacksonville State	Abbeville, Ala.
62	Longo, Sam	OL	6-4	300	7-31-91	1	Cincinnati	Spring Valley, Ohio
51	Maxwell, William	OL	6-2	310	12-31-88	1	Georgia Southern	Quitman, Ga.
63	McCray, Jordan	OL	6-3	315	5-31-92	R	Central Florida	Miami, Fla.
64	McCray, Justin	OL	6-3	315	5-31-92	R	Central Florida	Miami, Fla.
56	McGinnis, Willie	DL	6-3	295	1-3-89	3	Rhode Island	Norwich, N.Y.
8	Moore, Terence	LB	6-2	225	3-5-87	4	Troy	Columbus, Ga.
5	Morris, Bernard	QB	6-4	225	5-29-85	6	Marshall	Orlando, Fla.
9	Richardson, Kent	DB	6-0	205	4-21-87	5	West Virginia	Tallahassee, Fla.
74	Shead, Adam	OL	6-4	315	6-30-92	R	Oklahoma	Cedar Hill, Texas
10	Sonie, Varmah	DB	5-8	180	7-8-90	2	Northern Iowa	Burnsville, Minn.
3	Stephens, Paul	DB	5-10	190	4-23-89	4	Central Missouri	Missouri City, Texas
67	Taylor, Terrance	DL	6-1	300	5-14-86	5	Michigan	Muskegon, Mich.
14	Thompkins, Brandon	WR	5-10	185	10-9-87	5	Arkansas State	West Palm Beach, Fla.

INJURED RESERVE

Cartwright, Chase	QB	6-3	220	8-6-92	R	Northern Arizona	Phoenix, Ariz.
Green, Brandan	WR	5-10	185	4-26-91	R	Grand Valley State	Linden, Mich.
Hobbs, Arthur	DB	5-10	190	11-8-89	R	Nebraska-Kearney	San Diego, Calif.

REFUSE TO REPORT

Brazill, LaVon	WR	5-11	195	3-5-89	R	Ohio	Lake Worth, Fla.
Paige-Moss, Donte	DL	6-3	265	4-11-91	2	North Carolina	Jacksonville, N.C.
Ramsey, Andre	OL	6-6	305	7-24-87	1	Ball State	Cordele, Ga.

LEAGUE SUSPENSION

Anderson, Chad	OL	6-4	325	7-3-91	R	Northern Michigan	Sault Ste. Marie, Mich.
Thompkins, Kendal	WR	5-10	180	9-16-89	2	Miami (FL)	Miami, Fla.

PRONUNCIATION GUIDE

Darryl Cato-Bishop.....DARE-roll
 Richard Clebert.....CLEE-burt
 Randall Hippeard.....HIPP-urd
 Monte Lewis.....Mon-TAY
 Adam Shead.....shed
 Varmah Sonie.....VAR-muh sow-NEE
 Brandon Thompkins.....tom-kins
 Rob Keefe.....Keef
 Matthew Sauk.....sock
 Clay Harrell.....hair-roll

NUMERICAL ROSTER

NO.	NAME	POS.	HT.	WT.	BORN	EXP.	COLLEGE	HOMETOWN
1	Brackins, Larry	WR	6-5	225	11-5-82	8	Pearl River Community College	Dothan, Ala.
2	Cato-Bishop, Darryl	DL	6-4	265	1-26-90	2	North Carolina State	Roxbury, Mass.
3	Stephens, Paul	DB	5-10	190	4-23-89	4	Central Missouri	Missouri City, Texas
4	Carr, Greg	WR	6-6	230	10-8-85	2	Florida State	Ocala, Fla.
5	Morris, Bernard	QB	6-4	225	5-29-85	6	Marshall	Orlando, Fla.
8	Moore, Terence	LB	6-2	225	3-5-87	4	Troy	Columbus, Ga.
9	Richardson, Kent	DB	6-0	205	4-21-87	5	West Virginia	Tallahassee, Fla.
10	Sonie, Varmah	DB	5-8	180	7-8-90	2	Northern Iowa	Burnsville, Minn.
11	Brown, LaMark	WR	6-4	225	7-5-89	1	Minnesota State-Mankato	St. Louis, Mo.
12	Hippeard, Randall	QB	6-3	225	12-6-85	3	Virginia-Wise	Stafford, Va.
14	Thompkins, Brandon	WR	5-10	185	10-9-87	5	Arkansas State	West Palm Beach, Fla.
51	Maxwell, William	OL	6-2	310	12-31-88	1	Georgia Southern	Quitman, Ga.
53	Lewis, Mike	DL	6-2	260	8-15-84	6	Adrian College	Huntley, Ill.
56	McGinnis, Willie	DL	6-3	295	1-3-89	3	Rhode Island	Norwich, N.Y.
62	Longo, Sam	OL	6-4	300	7-31-91	1	Cincinnati	Spring Valley, Ohio
63	McCray, Jordan	OL	6-3	315	5-31-92	R	Central Florida	Miami, Fla.
64	McCray, Justin	OL	6-3	315	5-31-92	R	Central Florida	Miami, Fla.
67	Taylor, Terrance	DL	6-1	300	5-14-86	5	Michigan	Muskegon, Mich.
71	Cobb, CJ	OL	6-4	320	3-24-88	5	Cincinnati	Jacksonville, Fla.
74	Shead, Adam	OL	6-4	315	6-30-92	R	Oklahoma	Cedar Hill, Texas
81	Browning, Paul	WR	6-3	220	8-5-92	R	Colorado State-Pueblo	Widfield, Colo.
90	Lewis, Monte	DL	6-4	265	10-14-88	1	Jacksonville State	Abbeville, Ala.
92	Fance, Calvin	DL	6-1	255	10-3-87	3	Angelo State	Houston, Texas
93	Clebert, Richard	DL	6-1	285	11-15-86	6	South Florida	Miami, Fla.

INJURED RESERVE

Cartwright, Chase	QB	6-3	220	8-6-92	R	Northern Arizona	Phoenix, Ariz.
Green, Brandan	WR	5-10	185	4-26-91	R	Grand Valley State	Linden, Mich.
Hobbs, Arthur	DB	5-10	190	11-8-89	R	Nebraska-Kearney	San Diego, Calif.

REFUSE TO REPORT

Brazill, LaVon	WR	5-11	195	3-5-89	R	Ohio	Lake Worth, Fla.
Paige-Moss, Donte	DL	6-3	265	4-11-91	2	North Carolina	Jacksonville, N.C.
Ramsey, Andre	OL	6-6	305	7-24-87	1	Ball State	Cordele, Ga.

LEAGUE SUSPENSION

Anderson, Chad	OL	6-4	325	7-3-91	R	Northern Michigan	Sault Ste. Marie, Mich.
Thompkins, Kendal	WR	5-10	180	9-16-89	2	Miami (FL)	Miami, Fla.



BRACKINS, LARRY

WR #1

Height: 6-5

Experience: 8th Season

Weight: 225

Born: 11-5-82

College: Pearl River Community College

Hometown: Dothan, Ala.

PROFESSIONAL

2015 (Orlando Predators, AFL): Caught 68 passes for 756 yards and a team-high 29 touchdowns...Gained 27 yards with four touchdowns on nine rushing attempts...

2014 (Orlando Predators/Philadelphia Soul, AFL): Caught 55 passes for 685 yards and 17 touchdowns splitting time between the Philadelphia Soul and Orlando Predators.

2013 (Philadelphia Soul, AFL): Caught 27 passes for 243 yards and 15 touchdowns in 14 games...Recorded the first two interceptions of his career while playing Jack linebacker.

2012 (Philadelphia Soul, AFL): Caught 20 passes for 149 yards and 12 touchdowns.

2011 (Philadelphia Soul, AFL): Caught 41 passes for 492 yards and 13 touchdowns.

2010 (Dallas Vigilantes, AFL): Caught 61 passes for 734 yards and 20 touchdowns.

2008 (Philadelphia Soul, AFL/New York Jets, NFL): Hauled in a career-high 107 receptions for 1,395 yards and 29 touchdowns with the Philadelphia Soul...Attended training camp with the New York Jets.

2007 (Philadelphia Soul): Caught 56 passes for 786 yards and 20 touchdowns as a rookie.

2006 (Tampa Bay Buccaneers): Attended training camp with the Tampa Bay Buccaneers.

2005 (Tampa Bay Buccaneers): Drafted in the 5th Round of the 2005 NFL Draft by the Tampa Bay Buccaneers.



COLLEGE

Recorded 101 receptions for 1,834 yards and 19 touchdowns at Pearl River Community College.



BROWN, LAMARK

WR #11

Height: 6-4

Weight: 225

College: Minnesota State-Mankato

Experience: 2nd Season

Born: 7-5-89

Hometown: St. Louis, Mo.

PROFESSIONAL

2015 (Orlando Predators, AFL): Caught 40 passes for 489 yards and eight touchdowns in 11 games...Also returned a fumbled kickoff for a touchdown. **2014**

(Hamilton Tiger-Cats, CFL): Acquired by the Orlando Predators in a trade with the Arizona Rattlers...Placed on Other League Exempt after signing with the Hamilton Tiger-Cats of the Canadian Football League for training camp. **2013 (Minnesota Vikings, NFL):** Acquired by the Arizona Rattlers from the Utah Blaze via offseason assignment process...Attended training camp with the Minnesota Vikings. **2013 (Minnesota Vikings, NFL):**

Assigned to the Utah Blaze, but was placed on Other League Exempt after signing with the Minnesota Vikings. **2012 (Atlanta Falcons/Buffalo Bills/Tampa Bay Buccaneers, NFL):** Signed with the Atlanta Falcons as an undrafted free agent and participated in training camp. Signed to the practice squads of the Buffalo Bills and the Tampa Bay Buccaneers.

COLLEGE

Began career at Kansas State, appearing in eight games as a true freshman, starting one at receiver... Transferred to Minnesota State-Mankato in 2010... Caught 31 passes for 405 yards and five touchdowns in 2011.





BROWNING, PAUL

WR #81

Height: 6-3

Experience: Rookie

Weight: 220

Born: 8-5-92

College: Colorado State-Pueblo

Hometown: Widefield, Colo.

PROFESSIONAL

2015 (Carolina Panthers/Cleveland Browns, NFL): Signed with the Cleveland Browns as an undrafted free agent but was later waived (6/22)...Signed with the Carolina Panthers and attended training camp with the team.

COLLEGE

Played in 44 career games at Colorado State-Pueblo and helped the school capture four consecutive RMAC titles...Finished with 152 career receptions for 2,507 yards and 24 touchdowns...Totaled 41 receptions for 636 yards and six touchdowns in eight games in 2014, while helping CSU-Pueblo capture the NCAA Division II National Championship...Set career highs in 2013 with 59 receptions for 1,155 yards and 11 touchdowns



CARR, GREG

WR #4

Height: 6-6

Weight: 230

College: Florida State

Experience: 3rd Season

Born: 10-8-85

Hometown: Reddick, Fla.

PROFESSIONAL

2015 (Orlando Predators, AFL): Caught 47 passes for 554 yards and nine touchdowns in 11 games. **2014 (Orlando Predators, AFL):** Earned NET10 Wireless Rookie of the Year and Second Team All-Arena honors after leading the team with 113 receptions for 1,435 yards and 36 touchdowns in 18 games. **2013 (Calgary Stampeders, CFL):** Caught five passes for 66 yards and a score. **2012 (Saskatchewan Roughriders/Edmonton Eskimos, CFL):** Caught 15 passes for 163 yards and one touchdown with Saskatchewan and 19 passes for 214 yards and one touchdown with Edmonton. **2011 (Winnipeg Blue Bombers, CFL):** Caught 46 passes for 648 yards and four touchdowns. **2010 (Winnipeg Blue Bombers, CFL):** Caught 31 passes for 568 yards and four touchdowns with the Winnipeg Blue Bombers of the CFL. **2009 (San Diego Chargers, NFL):** Signed with the San Diego Chargers as an undrafted free agent and attended training camp with the team.

COLLEGE

Finished his career at Florida State ranking fifth in school history with 148 receptions and 2,574 receiving yards... Tied for the second-highest touchdown total by a receiver with 29... Was a three-time All-ACC selection... Scored nine touchdowns as a freshman to mark the most by a first-year Seminole since Warrick Dunn scored 10 times in 1993... Caught a career-high 45 passes for 795 yards as a junior.





CARTWRIGHT, CHASE

QB #6

Height: 6-3

Experience: Rookie

Weight: 220

Born: 8-6-92

College: Northern Arizona

Hometown: Phoenix, Ariz.

PROFESSIONAL

2015 (Chicago Bears, NFL): Attended rookie minicamp with the Chicago Bears.

COLLEGE

Threw for 2,809 yards with 23 touchdowns and only seven interceptions during his career at Northern Arizona...Started five games as a senior in 2014 and threw for 1,465 yards with 12 touchdowns and only three interceptions while adding one rushing touchdown...Entered the starting lineup as sophomore in 2012, when he led the Lumberjacks to a 17-14 victory over UNLV, marking Northern Arizona's first win over an FBS team since 1987...Started two games before being sidelined by injury as a sophomore, but returned in 2013 and earned NAU's Comeback Player of the Year Award...Led a come-from-behind victory over Sacramento State as a junior in which he helped the Lumberjacks erase a 17-point third quarter deficit and earned Big Sky Co-Offensive Player of the Week honors for his performance.



CATO-BISHOP, DARRYL

DL #2

Height: 6-4

Experience: 3rd Season

Weight: 265

Born: 1-26-90

College: North Carolina State

Hometown: Roxbury, Mass.

PROFESSIONAL

2015 (LA KISS, AFL): Started all 18 games and delivered 21.5 total tackles with three sacks for minus 23 yards and four stops for losses totaling 25 yards...Added 15 quarterback hurries, three pass breakups, one fumble recovery, one blocked kick, and one safety. **2014 (LA KISS, AFL):** Played in five games with two starts and registered 6.5 total tackles with two sacks for minus 10 yards and one quarterback hurry as a rookie...Attended rookie minicamp with the New York Jets.

COLLEGE


Played in 48 games with 29 starts for the Wolfpack, posting 99 total tackles with 11 sacks, 20.5 stops for loss, 38 quarterback hurries, three forced fumbles, three fumble recoveries, two pass breakups, and one interception.

**CLEBERT, RICHARD****DL #93****Height:** 6-1**Weight:** 285**College:** South Florida**Experience:** 6th Season**Born:** 11-15-86**Hometown:** Miami, Fla.**PROFESSIONAL**

2015 (Tampa Bay Storm, AFL): Started 17 games and registered 14.5 total tackles with 5.5 sacks for minus 41 yards, 6.5 stops for losses totaling 42 yards, 12 quarterback hurries, one fumble recovery, and one forced fumble. **2014 (Tampa Bay Storm, AFL):** Started 16 games and posted 16.5 total tackles with a team-high five sacks for minus 40 yards, eight quarterback hurries, and one fumble recovery. **2013 (Tampa Bay Buccaneers, NFL):** Signed with the Tampa Bay Buccaneers (1/24) and was later waived (5/6). **2012 (Orlando Predators, AFL):** Played in 12 games and registered 13 total tackles with one sack, four tackles for loss, one pass breakup, and one blocked kick. **2011 (Tampa Bay Storm/Milwaukee Mustangs/Jacksonville Sharks, AFL):** Won ArenaBowl XXIV with the Jacksonville Sharks while playing in seven games and contributing six tackles with two sacks, one quarterback hurry, one fumble recovery, two blocked kicks, and one safety...Traded from the Milwaukee Mustangs to Jacksonville midway through the season...Began the season with Tampa Bay, where he played in four games and posted 3.5 tackles with one sack, two tackles for loss, and one safety before being traded to Milwaukee. **2010 (Spokane Shock, AFL):** Won ArenaBowl XXIII while delivering 12 total tackles with 2.5 sacks and four stops for loss as a rookie. **2009 (New Orleans Saints, NFL):** Attended rookie minicamp with the New Orleans Saints

COLLEGE

Three-year starter for the Bulls who played in 38 career games and registered 62 tackles with 4.5 sacks for minus 29 yards, 14.5 stops for losses totaling 49 yards, seven quarterback hurries, one forced fumble, and one blocked kick.



COBB, CJ

OL #71

Height: 6-4

Experience: 6th Season

Weight: 320

Born: 3-24-88

College: Cincinnati

Hometown: Jacksonville, Fla.

PROFESSIONAL

2015 (Cleveland Gladiators, AFL): Started 16 games on the offensive line while adding four receptions for 27 yards. **2014 (Cleveland Gladiators, AFL):** Appeared in 12 games with nine starts on the offensive line. **2013 (Cleveland Gladiators, AFL):** Started 11 of 12 games played on the offensive line and added five receptions for 36 yards. **2012 (Chicago Rush, AFL):** Started 16 games along the offensive line. **2011 (Chicago Rush, AFL):** Played in one game as a rookie.

COLLEGE

Played in 25 games along the offensive line for the Bearcats and started all 12 games during his senior season, seeing action at right guard and right tackle.



FANCE, CALVIN

DL #92

Height: 6-1

Experience: 4th Season

Weight: 255

Born: 10-3-87

College: Angelo State

Hometown: Houston, Texas

PROFESSIONAL

2015 (Orlando Predators, AFL): Played in 14 games and registered 22 total tackles with 1.5 sacks, two pass breakups, one forced fumble, and two blocked kicks. **2014 (Philadelphia Soul, AFL):** Collected 11.5 tackles and a half-sack in seven games with the Philadelphia Soul...Attended rookie mini-camp with the Arizona Cardinals. **2013 (Philadelphia Soul, AFL):** Collected 32 tackles and 4.5 sacks as a rookie with the Philadelphia Soul. **2011 (Saskatchewan Roughriders, CFL):** Attended training camp and participated in the preseason with the Saskatchewan Roughriders. **2010 (Saskatchewan Roughriders, CFL):** Signed to the practice squad of the Saskatchewan Roughriders.

COLLEGE

Earned Division II All-America honors after leading the nation with 14 sacks as a senior at Angelo State in 2009.



GREEN, BRANDAN

WR

Height: 5-10

Experience: Rookie

Weight: 185

Born: 4-26-91

College: Grand Valley State


Hometown: Linden, Mich.

PROFESSIONAL

2015 (Montreal Alouettes, CFL): Attended training camp with the Montreal Alouettes. **2014 (Montreal Alouettes, CFL):** Attended training camp with the Montreal Alouettes...Attended rookie minicamp with the New Orleans Saints.

COLLEGE

Earned first-team All-GLIAC honors during his senior season at Grand Valley State after averaging 22.8 yards per catch as he hauled in 53 passes 1,210 yards and six scores for the Lakers in 2013.



HIPPEARD, RANDALL

QB #12

Height: 6-3

Experience: 4th Season

Weight: 225

Born: 12-6-85

College: Virginia-Wise

Hometown: Stafford, Virginia

PROFESSIONAL

2015 (Orlando Predators, AFL): Set a single-season Arena Football record for completion percentage (74.4%) and posted the second-highest passer rating in AFL history (133.75)... Completed 247-of-332 passes for 2,997 yards with 61 touchdowns and six interceptions... Added 52 yards and two touchdowns on 18 rushing attempts. **2014 (Tampa Bay Storm, AFL):** Completed 350-of-596 passes for 4,406 yards and 93 touchdowns with 22 interceptions in 17 games... Added 126 yards with 16 touchdowns on 47 rushing attempts. **2013 (Tampa Bay Storm, AFL):** Made 10 appearances and four starts as a rookie, passing for 1,310 yards and 24 touchdowns... Added 10 yards with five touchdowns on 18 rushing attempts.

COLLEGE

Passed for 11,640 yards and 111 touchdowns during his four seasons at Virginia-Wise.



PASSING

YEAR	TEAM	G-GS	ATT	CMP	CMP%	YDS	TD	INT	LG	RAT
2013	Tampa Bay	10-4	186	111	59.7	1,310	24	4	45	104.46
2014	Tampa Bay	17-17	596	350	58.7	4,406	93	22	46	105.45
2015	Orlando	11-11	332	247	74.4	2,997	61	6	45	133.75
CAREER		38-32	1114	708	63.6	5,719	178	32	46	114.55

RUSHING

YEAR	TEAM	ATT	GAIN	LOSS	NET	AVG	TD	LG
2013	Tampa Bay	18	40	30	10	0.6	5	17
2014	Tampa Bay	47	128	2	126	2.7	16	13
2015	Orlando	18	52	0	52	2.9	2	13
CAREER		83	220	32	188	2.3	23	17



HOBBS, ARTHUR

DB #24

Height: 5-10

Experience: Rookie

Weight: 190

Born: 11-8-89

College: Nebraska-Kearney

Hometown: San Diego, Calif.

PROFESSIONAL

2015 (Calgary Stampeders, CFL): Attended rookie minicamp with the Calgary Stampeders. **2014 (Hamilton Tiger-Cats, CFL):** Attended training camp with the Hamilton Tiger-Cats. **2013 (Hamilton Tiger-Cats, CFL):** Registered 32 tackles with two interceptions and a fumble recovery as a rookie. **2012 (San Diego Chargers, NFL):** Signed with the San Diego Chargers as an undrafted free agent and attended training camp with the team.

COLLEGE

First-team Division-II All-American selection after positing 54 tackles with three stops for loss, 18 pass breakups, six interceptions, and two fumble recoveries as a senior at Nebraska-Kearney...Accumulated 295 yards with two touchdowns his six interceptions...Second-Team All-RMAC and second-team All-Central Region as a junior after registering 60 tackles with one tackle for loss, two interceptions, and 12 pass breakups...Began his college career at Grossmont College.

**LEWIS, MIKE****DL #53****Height:** 6-2**Experience:** 7th Season**Weight:** 260**Born:** 8-15-84**College:** Adrian College**Hometown:** Huntley, Ill.**PROFESSIONAL**

Ranks second in Arena Football League history with 56.0 career sacks behind only Sam Hernandez (60.5). **2015 (Las Vegas Outlaws, AFL):** Played in 16 games and registered 28.5 total tackles with 9.5 sacks, 10.5 stops for loss, three forced fumbles, two fumble recoveries, and one pass breakup. **2014 (Iowa Barnstormers, AFL):** Second Team All-Arena selection...Started all 18 games and posted 34 total tackles with 9.5 sacks, 12.5 stops for loss, six pass breakups, five forced fumbles, three fumble recoveries, two quarterback hurries, and one interception. **2013 (Iowa Barnstormers, AFL):** Second Team All-Arena selection...Started all 18 games and recorded 31 total tackles with 12.5 sacks, 17 stops for loss, six forced fumbles, five pass breakups, one quarterback hurry, and one blocked kick. **2012 (Utah Blaze, AFL):** First Team All-Arena selection...Started all 18 games and delivered 30 total tackles with 12.5 sacks, 13 stops for loss, four quarterback hurries, two fumble recoveries, one pass breakup, one forced fumble, and one interception. **2011 (Utah Blaze, AFL):** Second Team All-Arena selection...Played in 16 games and recorded 34.5 total tackles with 10.5 sacks, 11.5 stops for loss, seven forced fumbles, four pass breakups, three fumble recoveries, one quarterback hurry. **2010 (Iowa Barnstormers, AFL):** Delivered 12.5 total tackles with 2.5 sacks and a forced fumble as a rookie. **2009 (Peoria Pirates, af2):** First-team All-af2...Played in 11 games and recorded 19.5 tackles with seven sacks and seven forced fumbles. **2008 (Albany Conquest, af2):** Played for the Albany Conquest of the af2. **2007 (Albany Conquest, af2):** Played for the Albany Conquest of the af2.

COLLEGE

Set Adrian College career records for sacks (40.5), tackles for loss (60.5) and fumble recoveries (7)... Earned Michigan Intercollegiate Athletic Association Defensive MVP award and First-Team All-America recognition as a senior in 2005.

**LEWIS, MONTE****DL #90****Height:** 6-4**Experience:** 2nd Season**Weight:** 265**Born:** 10-14-88**College:** Jacksonville State**Hometown:** Abbeville, Ala.**PROFESSIONAL**

2015 (San Jose SaberCats/Orlando Predators, AFL): Attended training camp with San Jose after signing with the team during the offseason...Signed with the Predators during the final week of the season and recorded one tackle and one pass breakup in his only start. **2014 (Ottawa REDBLACKS, CFL):** Registered two tackles in limited action for Ottawa. **2013 (Hamilton Tiger-Cats):** Spent the entire season with the Hamilton Tiger-Cats, but recorded no statistics. **2012 (Washington Redskins):** Signed with the Washington Redskins as an undrafted free agent.

COLLEGE

Totaled 90 tackles with eight sacks, four forced fumbles, one fumble recovery and one blocked kick during his college career at Jacksonville State...Earned All-Ohio Valley Conference accolades as a senior in 2011.



LONGO, SAM

OL #62

Height: 6-4

Experience: 2nd Season

Weight: 300

Born: 7-31-91

College: Cincinnati

Hometown: Spring Valley, Ohio

PROFESSIONAL

2015 (Portland Thunder, AFL/Winnipeg Blue Bombers, CFL): Signed with Portland midway through the season and started eight games along the offensive line...Signed with the Winnipeg Blue Bombers following the AFL season and started on the offensive line. **2014 (Miami Dolphins/Houston Texans, NFL):** Signed with the Miami Dolphins as an undrafted free agent but was later waived (8/2)...Claimed off waivers by the Houston Texans (8/3) and was waived during training camp (8/27).

COLLEGE

Began his college career at Ohio State, where he spent two seasons before transferring to Cincinnati...Played in 25 games with 22 starts at Cincinnati and earned second-team All-American Athletic Conference accolades as a senior in 2013.

**MAXWELL, WILLIAM****OL #51****Height:** 6-2**Experience:** 2nd Season**Weight:** 310**Born:** 12-31-88**College:** Georgia Southern**Hometown:** Quitman, Ga.**PROFESSIONAL**

2015 (Orlando Predators, AFL): Started the final 12 games of the season as center in his first year with the Predators.

2012 (Carolina Panthers, NFL): Attended rookie minicamp with the Carolina Panthers.

COLLEGE

Started in 49 games in his four-year career at Georgia Southern... Started every game in the Eagles' back-to-back FCS Semifinal run.



McCRAY, JORDAN

OL #63

Height: 6-3

Weight: 315

College: Central Florida

Experience: Rookie

Born: 5-31-92

Hometown: Miami, Fla.

PROFESSIONAL

2015 (Carolina Panthers, NFL): Signed with the Carolina Panthers and attended training camp with the team. **2014 (Green Bay Packers/Minnesota Vikings, NFL):** Signed with the Green Bay Packers as an undrafted free agent and was placed on the practice squad...Released from Green Bay's practice squad (11/1) and signed to the Minnesota Vikings practice squad (12/17).

COLLEGE

Played in 44 contests with 28 starts during his career at Central Florida...Started all 13 games at left guard during his senior season in 2013, garnering First Team All-American Conference honors while helping to lead the Knights to a victory in the Fiesta Bowl...All-Conference USA second-team selection after starting seven games at right guard and seven at left guard as a junior in 2012...Appeared in 11 games with one start at right guard as a sophomore in 2011...Named to the Conference USA All-Freshman Team after appearing in six games in 2010.



McCRAY, JUSTIN

OL #64

Height: 6-3

Weight: 315

College: Central Florida

Experience: Rookie

Born: 5-31-92


Hometown: Miami, Fla.

PROFESSIONAL

2015 (Tennessee Titans, NFL): Re-signed with the Titans and attended training camp with the team. **2014 (Tennessee Titans, NFL):** Signed with Tennessee Titans as an undrafted free agent and was placed on the practice squad following training camp.

COLLEGE

Played in 45 games with 32 starts for the Knights, seeing action at both right tackle and right guard...Earned First Team All-American Athletic Conference accolades and was selected as UCF's Outstanding Offensive Lineman during the team's postseason awards banquet as a senior in 2013 while helping the Knights win the Fiesta Bowl...Started seven games at right tackle and seven at right guard as a junior in 2012...Appeared in 11 games with five starts at right guard as a sophomore in 2011...Voted onto the Conference USA All-Freshman Team after appearing in seven games in 2010.



McGINNIS, WILLIE

DL #56

Height: 6-3

Experience: 4th Season

Weight: 295

Born: 1-3-89

College: Rhode Island

Hometown: Norwich, N.Y.

PROFESSIONAL

2015 (Cleveland Gladiators, AFL): Second Team All-Arena selection...Started all 18 games and registered 31 total tackles with a team-high 9.5 sacks and 13 stops for loss...Added 10 quarterback hurries, three forced fumbles, one fumble recovery, and two pass breakups. **2014 Cleveland Gladiators, AFL):** Second Team All-Arena selection...Started all 18 games and recorded 30 total tackles with a team-high nine sacks and 10 stops for loss...Added 10 quarterback hurries, three forced fumbles, two fumble recoveries, and one safety. **2013 (Pittsburgh Power, AFL):** Started all 16 games played and posted 25 total tackles with four sacks, six stops for loss, 10 quarterback hurries, and two forced fumbles.

COLLEGE

Started all 45 games of his career at the University of Rhode Island...Earned Second Team All-CAA accolades and was named his team's Defensive MVP as a senior in 2011 after recording 66 total tackles with 1.5 sacks and 10 tackles for loss while adding one forced fumble, one fumble recovery, and one blocked kick.



MOORE, TERENCE

LB #8

Height: 6-2

Weight: 225

College: Troy

Experience: 5th Season

Born: 3-5-87

Hometown: Columbus, Ga.


PROFESSIONAL

2015 (Orlando Predators, AFL): Second Team All-Arena selection...Started all 18 games and registered 81.5 total tackles while adding 10 pass breakups, five interceptions, two forced fumbles, and one fumble recovery...Gained 83 yards with two touchdowns on his five interceptions...Also caught a one-yard touchdown. **2014 (Spokane Shock, AFL):** Started all 18 games and delivered 13 total turnovers and five defensive touchdowns...Led the team with a career-high 89.0 total tackles and four tackles for loss while adding seven fumble recoveries, six interceptions, five pass breakups, and one forced fumble...Gained 56 yards with two touchdowns on his six interceptions and 53 yards with three scores on his seven fumble recoveries. **2013 (Spokane Shock, AFL):** Played in 17 games and forced eight turnovers while scoring four defensive touchdowns...Recorded 67 total tackles with one sack while adding five fumble recoveries, four pass breakups, three interceptions, two forced fumbles, and one quarterback hurry...Gained 32 yards with two touchdowns on his three interceptions and 14 yards with two scores on his five fumble recoveries...Also rushed five times for two yards and one touchdown. **2012 (Spokane Shock, AFL):** Played in 12 games and posted 46.5 total tackles while adding three interceptions, three fumble recoveries, three forced fumbles, and one pass breakup...Gained 42 yards with two touchdowns on three interceptions and two yards with another score on three fumble recoveries...Also rushed four times for three yards and two touchdowns.

COLLEGE

Collected 178 tackles in 49 career games playing strong safety for the Trojans.





MORRIS, BERNARD

QB #5

Height: 6-4

Experience: 7th Season

Weight: 225

Born: 5-29-85

College: Marshall

Hometown: Orlando, Fla.

PROFESSIONAL

2015 (Orlando Predators, AFL): Played in 14 games with seven starts and completed 136-of-241 pass attempts (56.4%) for 1,725 yards with 32 touchdowns and seven interceptions...Gained 273 yards with 15 touchdowns on 54 rushing attempts. **2014 (Orlando Predators, AFL):** Completed 157-of-242 passes for 2,191 yards and 47 touchdowns and rushed for 242 yards and 12 rushing touchdowns in nine games. **2013 (Jacksonville Sharks, AFL):** Completed 257-of-394 passes for 2,746 yards and 55 touchdowns in 15 games...Set a new single-season franchise record with 306 rushing yards. **2012 (Jacksonville Sharks, AFL):** Completed 217-of-349 passes for 2,402 yards and 59 touchdowns with 14 interceptions for the Jacksonville Sharks... Rushed 68 times for a single-season franchise record 291 yards and 11 touchdowns. **2011 (Pittsburgh Power, AFL):** Set the Pittsburgh Power single-season and career records for passing yards (2,428), passing touchdowns (55) and rushing yards (312) in 11 games as the team's starter. **2010 (Jacksonville Sharks, AFL):** Completed 51-of-83 passes for 567 yards and eight touchdowns as the backup quarterback...Rushed 32 times for 97 yards and six touchdowns... Started three games at Jack linebacker, recording nine tackles and a pass breakup.

COLLEGE

Completed 483-of-803 passes for 5,616 yards and 31 touchdowns in his career with the Thundering Herd... Carried the ball 292 times for 1,086 yards and 10 touchdowns over his four-year career.



RICHARDSON, KENT

DB #9

Height: 6-0

Experience: 6th Season

Weight: 205

Born: 4-21-87

College: West Virginia

Hometown: Tallahassee, Fla.

PROFESSIONAL

2015 (Philadelphia Soul, AFL): Started 16 games and recorded 16 total tackles with one tackle for loss, 13 pass breakups, five interceptions, and four fumble recoveries...Gained 56 yards with two touchdowns on his five interceptions. **2014 (Toronto Argonauts, CFL/Philadelphia Soul, AFL):** Signed with the Toronto Argonauts of the Canadian Football League and attended training camp with the team...Was later released and re-joined the Philadelphia Soul, where he played in four games and recorded 8.5 tackles, two interceptions, and two pass breakups. **2013 (Cleveland Browns, NFL):** Placed on "Other League Exempt" after signing with the Cleveland Browns and attended training camp with the team. **2012 (Philadelphia Soul, AFL):** Arena Football League Defensive Back of the Year award winner...First Team All-Arena selection...Started all 18 games and led the AFL with 14 interceptions while gaining 178 yards with two touchdowns on returns...Registered 80.5 total tackles with two tackles for loss...Added 15 pass breakups, four forced fumbles, and three fumble recoveries. **2011 (Philadelphia Soul, AFL):** Played in 16 games as a rookie and led the team with 64 total tackles while adding 11 pass breakups, two forced fumbles, one fumble recovery, and one interception.

COLLEGE

Played in 50 games during his college career at West Virginia University, where he helped the school reach four consecutive bowl games.



SHEAD, ADAM

OL #74

Height: 6-4

Experience: Rookie

Weight: 315

Born: 6-30-92

College: Oklahoma

Hometown: Cedar Hill, Texas

PROFESSIONAL

2015 (Chicago Bears, NFL): Invited to the NFL Combine and later attended rookie minicamp with the Chicago Bears.

COLLEGE

Started 39 games during his college career at Oklahoma...Earned Second-Team All-Big 12 Conference accolades while anchoring a unit that allowed an FBS-low nine total sacks and ranked 10th in the nation in rushing with an average of 261.2 yards per game on the ground.



SONIE, VARMAH

DB #10

Height: 5-8

Experience: 3rd Season

Weight: 180

Born: 7-8-90

College: Northern Iowa

Hometown: Bumsville, Minn.

PROFESSIONAL

2015 (Portland Thunder, AFL/Cleveland Browns, NFL): Signed a future/reserve contract with the Cleveland Browns (2/19), but was later waived (5/18)...Returned to Portland and started the final five games of the season, recording 30.5 total tackles with six pass breakups, four interceptions, one fumble recovery, and one forced fumble...Gained 30 yards with one touchdown on his four interceptions. **2014 (Portland Thunder, AFL/Tampa Bay Buccaneers, NFL):** First Team All-Arena selection...Ranked third in the AFL in passes defended (2.00 per game)...Led the team with 86 total tackles and three stops for loss while adding 25 pass breakups, nine interceptions, and three forced fumbles...Gained 167 yards on his nine interceptions and added 43 yards on five kickoff returns...Also returned a fumble for a touchdown...Signed to the practice squad of the Tampa Bay Buccaneers.

COLLEGE

Two-time All-Missouri Valley Conference selection at the University of Northern Iowa...Three-year starter who registered 158 total tackles with 7.5 stops for loss, 16 pass breakups, six interceptions, three forced fumbles, and two blocked kicks.



STEPHENS, PAUL

DB #3

Height: 5-10

Experience: 5th Season

Weight: 190

Born: 4-23-89

College: Central Missouri

Hometown: Missouri City, Texas

PROFESSIONAL

2015 (Orlando Predators, AFL): Started five games and contributed 15.5 total tackles with one interception and one pass breakup. **2014 (Spokane Shock, AFL/BC Lions, NFL):** Started 16 games and delivered 78 tackles with 27 pass breakups and three interceptions...Also spent time with the BC Lions of the Canadian Football League. **2013 (Spokane Shock, AFL):** Started 14 games and registered 77.5 total tackles with 15 pass breakups and a franchise-record 12 interceptions...Gained 182 yards with three touchdowns on his 12 interceptions and returned a fumble for a touchdown. **2012 (Spokane Shock, AFL):** Played in 16 games as a rookie and delivered 64.5 total tackles while adding nine pass breakups and three interceptions.

COLLEGE

Led Central Missouri with four interceptions as a senior, two of which were returned for touchdowns... Also collected 73 tackles with five pass breakups and one forced fumble.



TAYLOR, TERRANCE

DL #67

Height: 6-1

Experience: 6th Season

Weight: 300

Born: 5-14-86

College: Michigan

Hometown: Muskegon, Mich.

PROFESSIONAL

2015 (Spokane Shock, AFL): Started 14 games and recorded 11.5 total tackles with 4.5 sacks, adding three forced fumbles, two quarterback hurries, one pass breakup, and one blocked kick...Also returned a fumble for a nine-yard touchdown. **2014 (Spokane Shock, AFL):** Started 17 games and registered 19.5 total tackles with six sacks, 7.5 tackles for loss, one forced fumble, one quarterback hurry, and one blocked kick. **2013 (Spokane Shock, AFL):** Started 17 games and delivered 16 total tackles with seven sacks and 4.5 tackles for loss...Added eight quarterback hurries, seven forced fumbles, three fumble recoveries, two pass breakups, and one interception...Scored two defensive touchdowns as he returned a fumble for a 20-yard score and an interception for a two-yard touchdown. **2012 (Pittsburgh Power, AFL):** Played in 12 games and recorded 13.5 tackles with two sacks and three stops for loss...Added three forced fumbles, three quarterback hurries, and one fumble recovery. **2011 (Spokane Shock/Pittsburgh Power, AFL):** Played in seven games for the Shock and posted 11 tackles with 1.5 sacks, two quarterback hurries, one fumble recovery, and one blocked kick...Played in six games and delivered six tackles with one sack, one quarterback hurry, and one blocked kick. **2009 (Indianapolis Colts/Carolina Panthers/Detroit Lions, NFL):** Selected in the fourth round of the 2009 NFL Draft by the Indianapolis Colts but was later released (9/5)...Signed to the practice squad of the Carolina Panthers (10/14) and was later released (10/20)...Signed to the practice squad of the Detroit Lions (12/15).

COLLEGE

Started at nose guard for three seasons at the University of Michigan...Earned Second Team All-Big Ten honors in 2007...Finished his career with 104 total tackles, 6.5 sacks, and 17.5 tackles for loss.



THOMPKINS, BRANDON

WR #14

Height: 5-10

Weight: 185

College: Arkansas State

Experience: 6th Season

Born: 10-9-87

Hometown: West Palm Beach, Fla.

PROFESSIONAL

2015 (Orlando Predators, AFL): Second Team All-Arena selection as a kickoff returner after setting franchise record with 1,854 yards and five touchdowns on 89 kickoff returns...Led the team with 100 receptions for 1,266 yards and 23 touchdowns, adding 160 yards and five scores on 28 rushing attempts...Also returned two missed first goals for 62 yards and a score and threw a one-yard touchdown pass.

2014 (Spokane Shock/LA KISS, AFL): Totaled 78 receptions for 888 yards and 17 touchdowns...Began the year with the Spokane Shock before being traded to the LA KISS midseason. **2013 (Utah Blaze/Spokane Shock, AFL):**

Totaled 92 receptions for 1,258 yards and 20 touchdowns...Began the year with the Utah Blaze but was traded to the Spokane Shock midseason. **2012 (Spokane Shock, AFL):** Played in 12 games and gained 907 yards with 26 touchdowns on 76 receptions and one yard with six touchdowns on 18 rushing attempts...**2011 (Spokane Shock, AFL):** Played in three games and caught 11 passes for 169 yards and three touchdowns.

COLLEGE

Collected 128 receptions for 1,701 yards and seven touchdowns to go along with 124 kick returns for 2,696 yards during his career at Arkansas State.



2015 REGULAR SEASON STATISTICS

RECORD: 12-6

DATE	W-L	SCORE	OPPONENT	ATTENDANCE
3/29	L	63-70	vs PHILADELPHIA	12,765
4/3	W	55-54	at Jacksonville	8,741
4/11	W	47-42	at New Orleans	3,206
4/18	W	61-48	vs LOS ANGELES	11,218
4/25	L (OT)	55-56	at Spokane	8,906
5/2	L (OT)	55-56	vs CLEVELAND	9,212
5/8	L	48-62	at Philadelphia	8,633
5/16	W (OT)	63-62	vs TAMPA BAY	10,973
5/23	W	69-43	vs PORTLAND	10,583
5/29	W	63-42	at Cleveland	10,670
6/6	L	51-66	at Jacksonville	10,127
6/13	W	45-42	vs PHILADELPHIA	10,473
6/20	L	35-55	at Arizona	11,673
6/27	W	56-43	vs NEW ORLEANS	10,536
7/11	W	69-62	at Tampa Bay	15,835
7/18	W	65-58	at Cleveland	13,186
8/1	W	64-50	vs JACKSONVILLE	12,184
8/8	W	59-40	vs TAMPA BAY	15,188

TEAM STATISTICS	ORL	OPP
SCORING.....	1023	951
Points Per Game.....	56.8	52.8
FIRST DOWNS.....	359	402
Rushing.....	64	42
Passing.....	253	301
Penalty.....	42	59
RUSHING YARDAGE.....	700	365
Yards gained rushing.....	735	375
Yards lost rushing.....	35	10
Rushing Attempts.....	176	121
Average Per Rush.....	4.0	3.0
Average Per Game.....	38.9	20.3
TDs Rushing.....	39	21
PASSING YARDAGE.....	4619	5335
Att-Comp-Int.....	574-384-13	739-491-17
Average Per Pass.....	8.0	7.2
Average Per Catch.....	12.0	10.9
Average Per Game.....	256.6	296.4
TDs Passing.....	94	110
TOTAL OFFENSE.....	5319	5700
Total Plays.....	776	878
Average Per Play.....	6.9	6.5
Average Per Game.....	295.5	316.7
KICK RETURNS: #-Yards.....	102-1969	101-1576
FG RETURNS: #-Yards.....	2-62	0-0
INT RETURNS: #-Yards.....	17-167	13-119
KICK RETURN AVERAGE.....	19.3	15.6
FG RETURN AVERAGE.....	31.0	0.0
INT RETURN AVERAGE.....	9.8	9.2
FUMBLES-LOST.....	27-16	23-12
PENALTIES-Yards.....	138-1001	134-790
Average Per Game.....	55.6	43.9
TIME OF POSSESSION/Game.....	29:02	-28:-24
3RD-DOWN Conversions.....	53/102	72/136
3rd-Down Pct.....	52%	53%
4TH-DOWN Conversions.....	14/33	21/42
4th-Down Pct.....	42%	50%
SACKS BY-Yards.....	18-85	26-106
MISC YARDS.....	63	-14
TOUCHDOWNS SCORED.....	145	136
FIELD GOALS-ATTEMPTS.....	6-8	8-14
ON-SIDE KICKS.....	6-19	1-16
RED-ZONE SCORES.....	80-95 84%	67-87 77%
RED-ZONE TOUCHDOWNS.....	75-95 79%	62-87 71%
4-point drop-kick FGs.....	0-0	0-0
PAT-ATTEMPTS.....	123-135 91%	93-119 78%
2-point drop-kick PATs.....	0-0	0-0
ATTENDANCE.....	103132	90977
Games/Avg Per Game.....	9/11459	9/10109
Neutral Site Games.....		0/0

SCORE BY QUARTERS	1st	2nd	3rd	4th	OT	Total
Orlando Predators...	200	345	196	262	20	- 1023
Opponents.....	194	309	178	249	21	- 951

RUSHING	GP	Att	Gain	Loss	Net	Avg	TD	Long	Avg/G
MORRIS, Bernard	14	54	280	7	273	5.1	15	32	19.5
THOMPkins, Bran	17	28	169	9	160	5.7	5	19	9.4
SIMONS, Michael	18	57	172	12	160	2.8	13	17	8.9
HIPPEARd, Randy	11	18	52	0	52	2.9	2	13	4.7
BRACKINS, Larry	16	9	27	0	27	3.0	4	6	1.7
THOMPkins, Kend	13	2	10	0	10	5.0	0	5	0.8
BROWN, LaMark	11	1	9	0	9	9.0	0	9	0.8
TAYLOR, Nick	17	1	4	0	4	4.0	0	4	0.2
CARR, Greg	11	2	4	0	4	2.0	0	3	0.4
HILTON, Justin	2	2	6	4	2	1.0	0	6	1.0
MOORE, Terence	18	2	2	3	-1	-0.5	0	2	-0.1
Total.....	18	176	735	35	700	4.0	39	32	38.9
Opponents.....	18	121	375	10	365	3.0	21	19	20.3

PASSING	GP	Rating	Comp-Att-Int	Pct	Yds	TD	Lng	Avg/G
HIPPEARd, Randy	11	133.75	247-332-6	74.4	2997	61	45	272.5
MORRIS, Bernard	14	100.03	136-241-7	56.4	1725	32	45	123.2
THOMPkins, Bran	17	118.75	1-1-0	100.0	3	1	3	0.2
TEAM	12	39.58	0-0-0	0.0	-106	0	0	-8.8
Total.....	18	121.51	384-574-13	66.9	4619	94	45	256.6
Opponents.....	18	115.16	491-739-17	66.4	5335	110	47	296.4

RECEIVING	GP	No.	Yds	Avg	TD	Long	Avg/G
THOMPkins, Bran	17	100	1266	12.7	23	45	74.5
THOMPkins, Kend	13	89	1188	13.3	17	44	91.4
BRACKINS, Larry	16	68	756	11.1	29	34	47.2
CARR, Greg	11	47	554	11.8	9	40	50.4
BROWN, LaMark	11	40	489	12.2	8	41	44.5
WILLIAMS, Julia	4	13	159	12.2	2	28	39.8
SIMONS, Michael	18	12	149	12.4	1	27	8.3
HILTON, Justin	2	8	99	12.4	2	25	49.5
DOMINGUEZ, Ray	5	4	46	11.5	1	14	9.2
CAVE, Ryan	16	2	18	9.0	1	11	1.1
MOORE, Terence	18	1	1	1.0	1	1	0.1
Total.....	18	384	4725	12.3	94	45	262.5
Opponents.....	18	491	5420	11.0	110	47	301.1

FG RETURNS	No.	Yds	Avg	TD	Long
THOMPkins, Bran	2	62	31.0	1	52
Total.....	2	62	31.0	1	52
Opponents.....	0	0	0.0	0	0

INTERCEPTIONS	No.	Yds	Avg	TD	Long
MOORE, Terence	5	83	16.6	2	50
TAYLOR, Nick	4	54	13.5	1	24
COOK, Emanuel	3	19	6.3	0	16
ISSAC, Rod	2	1	0.5	0	1
WILLIAMS, Mesha	1	5	5.0	0	5
IKNER, Arness	1	0	0.0	0	0
STEPHENS, Paul	1	5	5.0	0	5
Total.....	17	167	9.8	3	50
Opponents.....	13	119	9.2	1	30

KICK RETURNS	No.	Yds	Avg	TD	Long
THOMPkins, Bran	89	1854	20.8	5	58
IKNER, Arness	4	45	11.2	0	21
STEPHENS, Paul	4	56	14.0	0	21
TAYLOR, Nick	2	1	0.5	0	1
CARR, Greg	1	4	4.0	0	4
COOK, Emanuel	1	3	3.0	0	3
MOORE, Terence	1	6	6.0	0	6
Total.....	102	1969	19.3	5	58
Opponents.....	101	1576	15.6	1	56

FUMBLE RETURNS	No.	Yds	Avg	TD	Long
BROWN, LaMark	1	0	0.0	1	0
GEATHERS, Jerem	1	22	22.0	1	22
MOORE, Terence	1	10	10.0	1	10
Total.....	3	32	10.7	3	22
Opponents.....	4	53	13.2	3	14

SCORING	TD	FGs	Kick	PATs	Rush	Rcv	Pass	2PT	Saf	Points
THOMPkins, Bran	34	0-0	0-0	0-0	1	0-0	0	0	0	206
BRACKINS, Larry	33	0-0	0-0	0-0	0	0-0	0	0	0	198
LEWIS, Mark	0	6-8	118-129	0-0	0	0-0	0	0	0	136
THOMPkins, Kend	17	0-0	0-0	0-0	1	0-0	0	0	0	104
MORRIS, Bernard	15	0-0	0-0	0-1	0	2-2	0	0	0	90
SIMONS, Michael	14	0-0	0-0	0-0	0	0-0	0	0	0	84
CARR, Greg	9	0-0	0-0	0-0	1	0-0	0	0	0	56
BROWN, LaMark	9	0-0	0-0	0-0	0	0-0	0	0	0	54
MOORE, Terence	4	0-0	0-0	0-0	0	0-0	0	0	0	24
HIPPEARd, Randy	2	0-0	0-0	1-2	0	1-5	0	0	0	14
WILLIAMS, Julia	2	0-0	0-0	0-0	0	0-0	0	0	0	12
HILTON, Justin	2	0-0	0-0	0-0	0	0-0	0	0	0	12
CAVE, Ryan	1	0-0	0-0	0-0	0	0-0	0	0	0	6
DOMINGUEZ, Ray	1	0-0	0-0	0-0	0	0-0	0	0	0	6
GEATHERS, Jerem	1	0-0	0-0	0-0	0	0-0	0	0	0	6
TAYLOR, Nick	1	0-0	0-0	0-0	0	0-0	0	0	0	6
REED, Christian	0	0-0	5-6	0-0	0	0-0	0	0	0	5
TEAM	0	0-0	0-0	0-0	0	0-0	0	1	2	2
BROWN, Austin	0	0-0	0-0	1-0	0	0-0	0	0	0	2
Total.....	145	6-8	123-135	2-3	3	3-7	0	1	1023	
Opponents.....	136	8-14	93-119	4-7	4	4-10	0	1	951	

TOTAL OFFENSE	G	Plays	Rush	Pass	Total	Avg/G
HIPPEARD, Randy	11	350	52	2997	3049	277.2
MORRIS, Bernard	14	295	273	1725	1998	142.7
THOMPCKINS, Bran	17	29	160	3	163	9.6
SIMONS, Michael	18	57	160	0	160	8.9
BRACKINS, Larry	16	9	27	0	27	1.7
THOMPCKINS, Kend	13	2	10	0	10	0.8
BROWN, LaMark	11	1	9	0	9	0.8
CARR, Greg	11	2	4	0	4	0.4
TAYLOR, Nick	17	1	4	0	4	0.2
HILTON, Justin	2	2	2	0	2	1.0
MOORE, Terence	18	2	-1	0	-1	-0.1
TEAM	12	0	0	-106	-106	-8.8
Total.....	18	750	700	4619	5319	295.5
Opponents.....	18	860	365	5335	5700	316.7

FIELD GOALS	FGM-FGA	Pct	01-19	20-29	30-39	40-49	50-99	Lg	Blk
LEWIS, Mark	6-8	75.0	4-4	2-4	0-0	0-0	0-0	25	1

FG SEQUENCE	Orlando Predators	OPPONENTS
Philadelphia Soul	-	-
Jacksonville Sharks	-	62
New Orleans VooDoo	(17), (19)	(28), 41
Los Angeles KISS	-	-
Spokane Shock	-	36, 23
Cleveland Gladiators	28	-
Philadelphia Soul	-	(23), (25)
Tampa Bay Storm	-	20
Portland Thunder	-	-
Cleveland Gladiators	21	-
Jacksonville Sharks	(19)	31, (18)
Philadelphia Soul	(25)	-
Arizona Rattlers	-	-
New Orleans VooDoo	-	(32)
Tampa Bay Storm	-	(26)
Cleveland Gladiators	(21)	(35)
Jacksonville Sharks	-	(17)
Tampa Bay Storm	(19)	-

Numbers in (parentheses) indicate field goal was made.

KICKOFFS	No.	Yds	Avg	TB	OB	Retn	Net	YdLn
LEWIS, Mark	140	7474	53.4	47	4			
REED, Christian	7	351	50.1	1	1			
BRACKINS, Larry	3	106	35.3	0	2			
Total.....	150	7931	52.9	48	7	1576	40.8	9
Opponents.....	142	7535	53.1	35	7	1969	38.0	12

2-POINT DK PATS: None.
4-POINT DK FGS: None.

ALL PURPOSE	G	Rush	Rec	FG	KOR	IR	Tot	Avg/G
THOMPCKINS, Bran	17	160	1266	62	1854	0	3342	196.6
THOMPCKINS, Kend	13	10	1188	0	0	0	1198	92.2
BRACKINS, Larry	16	27	756	0	0	0	783	48.9
CARR, Greg	11	4	554	0	4	0	562	51.1
BROWN, LaMark	11	9	489	0	0	0	498	45.3
SIMONS, Michael	18	160	149	0	0	0	309	17.2
MORRIS, Bernard	14	273	0	0	0	0	273	19.5
WILLIAMS, Julia	4	0	159	0	0	0	159	39.8
HILTON, Justin	2	2	99	0	0	0	101	50.5
MOORE, Terence	18	-1	1	0	6	83	89	4.9
STEPHENS, Paul	5	0	0	0	56	5	61	12.2
TAYLOR, Nick	17	4	0	0	1	54	59	3.5
HIPPEARD, Randy	11	52	0	0	0	0	52	4.7
DOMINGUEZ, Ray	5	0	46	0	0	0	46	9.2
IKNER, Arness	6	0	0	0	45	0	45	7.5
COOK, Emanuel	12	0	0	0	3	19	22	1.8
CAVE, Ryan	16	0	18	0	0	0	18	1.1
WILLIAMS, Meshia	17	0	0	0	0	5	5	0.3
ISSAC, Rod	9	0	0	0	0	1	1	0.1
Total.....	18	700	4725	62	1969	167	7623	423.5
Opponents.....	18	365	5420	0	1576	119	7480	415.6

DEFENSIVE LEADERS	-----Tackles-----				-Sacks-		---Pass Def---			-Fumbles-		Blkd	
	GP	Solo	Ast	Total	TFL/Yds	No-Yds	Int-Yds	BrUp	QBH	Rcv-Yds	FF	Kick	Saf
26 COOK, Emanuel	12	79	32	95.0	1.5-18	.	3-19	8	.	1-0	2	.	.
32 TAYLOR, Nick	17	71	30	86.0	.	.	4-54	20	.	2-0	1	.	.
8 MOORE, Terence	18	57	49	81.5	0.5-1	.	5-83	10	.	1-10	2	.	.
24 ISSAC, Rod	9	40	24	52.0	2.0-4	.	2-1	7	.	2-0	.	.	.
2 IKNER, Arness	6	33	3	34.5	1.0-4	.	1-0	4	.	1-0	.	1	.
23 MCINTOSH, Erick	10	27	9	31.5	0.5-0	.	.	7	.	1-0	.	.	.
42 WILLIAMS, Mesha	17	21	17	29.5	9.5-44	5.5-34	1-5	2	2	1-0	5	1	.
90 BROWN, Austin	18	17	16	25.0	6.5-28	4.5-24	.	5	1	.	3	5	.
92 FANCE, Calvin	14	14	16	22.0	0.5-0	1.5-0	.	2	.	.	1	2	.
9 SHUTT, Anthony	4	18	1	18.5	.	.	.	4
6 GEATHERS, Jerem	16	10	12	16.0	4.5-20	4.0-19	.	2	2	1-22	2	1	.
3 STEPHENS, Paul	5	12	7	15.5	.	.	1-5	1
13 BROWN, LaMark	11	12	7	15.5	1-0	.	.	.
1 BRACKINS, Larry	16	9	5	11.5
24 FLUELLEN, O'Har	3	9	3	10.5	.	.	.	3
14 THOMPkins, Bran	17	9	2	10.0
15 THOMPkins, Kend	13	8	.	8.0
17 TONGA, Matangi	4	6	4	8.0	.	.	.	1
44 JACKSON, Toby	3	5	4	7.0	1.5-4	1.0-4	.	.	2
5 MORRIS, Bernard	14	5	3	6.5
18 LEWIS, Mark	18	2	4	4.0
52 SIMONS, Michael	18	3	1	3.5	.	.	.	1
16 SMITH, Brian	2	2	2	3.0	.	.	.	2
44 JACKSON, Tim	4	.	4	2.0	0.5-3	0.5-3
4 CARR, Greg	11	2	.	2.0
44 JACKSON, Kenny	1	1	1	1.5	1
11 ROBBINS, Aaron	3	.	3	1.5	1.0-2	0.5-1	.	.	.	1-0	1	.	.
51 MAXWELL, Will	11	1	.	1.0
10 WILLIAMS, Julia	4	1	.	1.0
17 MOSLEY, Edward	1	1	.	1.0
75 HICKS, Hayworth	12	1	.	1.0
68 CAVE, Ryan	16	1	.	1.0
10 HILTON, Justin	2	.	1	0.5
55 LEWIS, Monte	1	.	1	0.5	.	.	.	1
12 HIPPEAR, Randy	11	.	1	0.5
44 ROBINSON, Mark	2	.	1	0.5	0.5-1	0.5-1
TM TEAM	12	1	1
Total.....	18	477	263	608.5	30-129	18-85	17-167	80	8	12-32	17	11	1
Opponents.....	18	447	228	561.0	40-169	26-106	13-119	51	11	16-53	18	1	1

2015 POSTSEASON STATISTICS

RECORD: 0-1

DATE	W-L	SCORE	OPPONENT	ATTENDANCE
8/15	L	33-55	vs JACKSONVILLE	9,186
TEAM STATISTICS				
			ORL	OPP
SCORING.....			33	55
Points Per Game.....			33.0	55.0
FIRST DOWNS.....			18	23
Rushing.....			0	3
Passing.....			18	18
Penalty.....			0	2
RUSHING YARDAGE.....			-7	20
Yards gained rushing.....			3	21
Yards lost rushing.....			10	1
Rushing Attempts.....			3	10
Average Per Rush.....			-2.3	2.0
Average Per Game.....			-7.0	20.0
TDs Rushing.....			0	3
PASSING YARDAGE.....			280	291
Att-Comp-Int.....			46-25-2	37-29-0
Average Per Pass.....			6.1	7.9
Average Per Catch.....			11.2	10.0
Average Per Game.....			280.0	291.0
TDs Passing.....			5	5
TOTAL OFFENSE.....			273	311
Total Plays.....			51	47
Average Per Play.....			5.4	6.6
Average Per Game.....			273.0	311.0
KICK RETURNS: #-Yards.....			5-108	4-65
FG RETURNS: #-Yards.....			0-0	0-0
INT RETURNS: #-Yards.....			0-0	2-0
KICK RETURN AVERAGE.....			21.6	16.2
FG RETURN AVERAGE.....			0.0	0.0
INT RETURN AVERAGE.....			0.0	0.0
FUMBLES-LOST.....			1-1	1-1
PENALTIES-Yards.....			8-67	4-22
Average Per Game.....			67.0	22.0
TIME OF POSSESSION/Game.....			30:11	29:49
3RD-DOWN Conversions.....			2/7	3/6
3rd-Down Pct.....			29%	50%
4TH-DOWN Conversions.....			2/5	1/3
4th-Down Pct.....			40%	33%
SACKS BY-Yards.....			0-0	2-7
MISC YARDS.....			0	0
TOUCHDOWNS SCORED.....			5	8
FIELD GOALS-ATTEMPTS.....			0-0	0-0
ON-SIDE KICKS.....			0-1	0-0
RED-ZONE SCORES.....			2-4 50%	8-8 100%
RED-ZONE TOUCHDOWNS.....			2-4 50%	8-8 100%
4-point drop-kick FGs.....			0-0	0-0
PAT-ATTEMPTS.....			3-4 75%	7-8 88%
2-point drop-kick PATs.....			0-0	0-0
ATTENDANCE.....			9186	0
Games/Avg Per Game.....			1/9186	0/0
Neutral Site Games.....				0/0

SCORE BY QUARTERS	1st	2nd	3rd	4th	Total
Orlando Predators...	0	14	13	6	33
Opponents.....	14	21	0	20	55

RUSHING	GP	Att	Gain	Loss	Net	Avg	TD	Lng	Avg/G
SIMONS, Michael	1	2	3	4	-1	-0.5	0	3	-1.0
THOMPkins, Bran	1	1	0	6	-6	-6.0	0	0	-6.0
Total.....	1	3	3	10	-7	-2.3	0	3	-7.0
Opponents.....	1	10	21	1	20	2.0	3	8	20.0

PASSING	GP	Rating	Cmp-Att-Int	Pct	Yds	TD	Lng	Avg/G
HIPPEARd, Randy	1	82.43	25-46-2	54.3	287	5	45	287.0
TEAM	1	39.58	0-0-0	0.0	-7	0	0	-7.0
Total.....	1	81.79	25-46-2	54.3	280	5	45	280.0
Opponents.....	1	133.22	29-37-0	78.4	291	5	32	291.0

RECEIVING	GP	No.	Yds	Avg	TD	Lng	Avg/G
CARR, Greg	1	9	105	11.7	2	16	105.0
THOMPkins, Bran	1	5	70	14.0	1	45	70.0
THOMPkins, Kend	1	5	57	11.4	1	19	57.0
BRACKINS, Larry	1	4	34	8.5	1	11	34.0
SIMONS, Michael	1	1	11	11.0	0	11	11.0
CAVE, Ryan	1	1	10	10.0	0	10	10.0
Total.....	1	25	287	11.5	5	45	287.0
Opponents.....	1	29	291	10.0	5	32	291.0

FG RETURNS	No.	Yds	Avg	TD	Long
Total.....	0	0	0.0	0	0
Opponents.....	0	0	0.0	0	0

INTERCEPTIONS	No.	Yds	Avg	TD	Long
Total.....	0	0	0.0	0	0
Opponents.....	2	0	0.0	0	5

KICK RETURNS	No.	Yds	Avg	TD	Long
THOMPkins, Bran	5	108	21.6	0	40
Total.....	5	108	21.6	0	40
Opponents.....	4	65	16.2	0	35

FUMBLE RETURNS	No.	Yds	Avg	TD	Long
TAYLOR, Nick	1	17	17.0	0	17
Total.....	1	17	17.0	0	17
Opponents.....	0	0	0.0	0	0

RUSHING	GP	Att	Gain	Loss	Net	Avg	TD	Lng	Avg/G
SIMONS, Michael	1	2	3	4	-1	-0.5	0	3	-1.0
THOMPkins, Bran	1	1	0	6	-6	-6.0	0	0	-6.0
Total.....	1	3	3	10	-7	-2.3	0	3	-7.0
Opponents.....	1	10	21	1	20	2.0	3	8	20.0

PASSING	GP	Rating	Cmp-Att-Int	Pct	Yds	TD	Lng	Avg/G
HIPPEARd, Randy	1	82.43	25-46-2	54.3	287	5	45	287.0
TEAM	1	39.58	0-0-0	0.0	-7	0	0	-7.0
Total.....	1	81.79	25-46-2	54.3	280	5	45	280.0
Opponents.....	1	133.22	29-37-0	78.4	291	5	32	291.0

RECEIVING	GP	No.	Yds	Avg	TD	Lng	Avg/G
CARR, Greg	1	9	105	11.7	2	16	105.0
THOMPkins, Bran	1	5	70	14.0	1	45	70.0
THOMPkins, Kend	1	5	57	11.4	1	19	57.0
BRACKINS, Larry	1	4	34	8.5	1	11	34.0
SIMONS, Michael	1	1	11	11.0	0	11	11.0
CAVE, Ryan	1	1	10	10.0	0	10	10.0
Total.....	1	25	287	11.5	5	45	287.0
Opponents.....	1	29	291	10.0	5	32	291.0

FG RETURNS	No.	Yds	Avg	TD	Long
Total.....	0	0	0.0	0	0
Opponents.....	0	0	0.0	0	0

INTERCEPTIONS	No.	Yds	Avg	TD	Long
Total.....	0	0	0.0	0	0
Opponents.....	2	0	0.0	0	5

KICK RETURNS	No.	Yds	Avg	TD	Long
THOMPkins, Bran	5	108	21.6	0	40
Total.....	5	108	21.6	0	40
Opponents.....	4	65	16.2	0	35

FUMBLE RETURNS	No.	Yds	Avg	TD	Long
TAYLOR, Nick	1	17	17.0	0	17
Total.....	1	17	17.0	0	17
Opponents.....	0	0	0.0	0	0

SCORING	TD	FGs	Kick	Rush	Rcv	Pass	2PT	Saf	Points
CARR, Greg	2	0-0	0-0	0-0	0	0-0	0	0	12
THOMPkins, Kend	1	0-0	0-0	0-0	0	0-0	0	0	6
BRACKINS, Larry	1	0-0	0-0	0-0	0	0-0	0	0	6
THOMPkins, Bran	1	0-0	0-0	0-0	0	0-0	0	0	6
Lindholm, Garre	0	0-0	3-4	0-0	0	0-0	0	0	3
HIPPEARd, Randy	0	0-0	0-0	0-0	0	0-1	0	0	0
Total.....	5	0-0	3-4	0-0	0	0-1	0	0	33
Opponents.....	8	0-0	7-8	0-0	0	0-0	0	0	55

DEFENSIVE LEADERS	-----Tackles-----				-Sacks-		---Pass Def---			-Fumbles-		Blkd	
	GP	Solo	Ast	Total	TFL/Yds	No-Yds	Int-Yds	BrUp	QBH	Rcv-Yds	FF	Kick	Saf
24 ISSAC, Rod	1	7	2	8.0
32 TAYLOR, Nick	1	6	2	7.0	1-17	.	.	.
3 Stephens, Paul	1	5	.	5.0
42 WILLIAMS, Mesha	1	2	3	3.5
8 MOORE, Terence	1	2	2	3.0	1	.	.
92 FANCE, Calvin	1	1	3	2.5
44 JACKSON, Tim	1	.	3	1.5	0.5-1
1 BRACKINS, Larry	1	1	.	1.0
26 COOK, Emanuel	1	1	.	1.0
14 THOMPSON, Bran	1	1	.	1.0
55 Lewis, Monte	1	.	1	0.5	0.5-0
88 Lindholm, Garre	1	.	1	0.5
6 GEATHERS, Jerem	1	.	1	0.5
Total.....	1	26	18	35.0	1-1	0-0	.	.	.	1-17	1	.	.
Opponents.....	1	25	6	28.0	3-13	2-7	2-0	3	.	1-0	1	.	.

2015 GAME SUMMARIES

WEEK 1, GAME 1 | Record: 0-1

Philadelphia Soul 70, Orlando Predators 63

PREDATORS FALL TO SOUL IN SEASON OPENER

The Orlando Predators (0-1) dropped a 70-63 decision to the Philadelphia Soul (1-0) on Sunday evening in front of a crowd of 12,765 at the Amway Center.

Making his Predators debut, quarterback Randy Hippeard completed 20-of-25 pass attempts for 233 yards and eight touchdowns with one interception. Kendal Thompkins paced the wide receiver group with six grabs for 78 yards and two touchdowns while Justin Hilton hauled in five passes for 67 yards and two more scores. Larry Brackins added three touchdowns on three receptions for 41 yards while Greg Carr contributed four catches for 24 yards and another score.

The Predators held a 49-42 advantage entering the fourth quarter before Philadelphia cut the lead off a 19-yard touchdown pass from QB Dan Raudabaugh to WR Marco Thomas. A failed two-point conversion attempt kept Orlando ahead, 49-48.

On the ensuing Predators drive, Hippeard looked for WR Kendal Thompkins over the middle but had his attempt picked off by Soul DB James Romain, who returned the interception 30 yards for a touchdown to put Orlando in a 56-49 hole.

Hippeard quickly shook off the turnover and executed a three-play, 42-yard drive that resulted in an 11-yard touchdown pass to WR Greg Carr. On 1st-&-10, Hippeard scrambled out of the pocket and eluded the rush before lofting the short score to Carr to tie the game at 56-56.

Philadelphia managed to take the lead a series later as Raudabaugh connected with WR Ryan McDaniel from 24 yards out. The Soul attempted an onside kick on the ensuing kickoff, but WR Larry Brackins recovered the loose ball to give the Predators a short field. Five plays later, Hippeard hit Brackins from a yard out to give Orlando a 63-62 lead with 36 seconds remaining on the clock.

Orlando looked to have the victory in hand on the resulting Soul possession, as Predators DB Paul Stephens came up with a crucial interception in the end zone that would have ended the game. However, a holding penalty negated the turnover and Raudabaugh found McDaniel for a six-yard touchdown on the next play for the winning score.

WEEK 2, GAME 2 | Record: 1-1

Orlando Predators 55, Jacksonville Sharks 54

PREDATORS SINK DIVISION-RIVAL JACKSONVILLE SHARKS

The Orlando Predators (1-1) emerged with a 55-54 victory on the road in a back-and-forth battle with the Jacksonville Sharks (0-2) on Friday evening. Despite a myriad of injuries that saw several Predators players play out of position, Orlando earned its first win of the season to advance to first place in the South Division.

Despite not throwing a pass in the game, quarterback Bernard Morris saw significant action near the goal line as he rushed for 13 yards and four touchdowns on the night. Fullback Michael Simons put his power on display as he gained 23 yards and two scores on six carries. Quarterback Randy Hippeard added another score on a one-yard run and Orlando set a new Arena Football League single-game record with seven rushing touchdowns.

Orlando jumped out to a seven-point lead after receiving the opening kickoff as Hippeard scored on a one-yard run to cap a six-play, 35-yard drive. Jacksonville tied the game a series later off a 16-yard pass from quarterback Tommy Grady to wide receiver Joe Hills. Orlando regained the lead off a five-yard touchdown run by Bernard Morris before the Sharks evened the score as Grady completed a 14-yard touchdown pass to WR Tiger Jones.

Three plays into the ensuing possession, Hippeard dropped back and launched a 38-yard touchdown pass to a wide-open Brandon Thompkins. Jacksonville scored quick off a 10-yard pass from Grady to Jones after recovering Orlando's onside kick attempt, but the Predators maintained a 21-20 lead following a missed PAT attempt.

Orlando proceeded to add to its lead, executing a 10-play, 47-yard series that resulted in a one-yard touchdown run by Morris to give the Predators a 28-20 advantage with under a minute remaining in the half. Jacksonville began its next drive with a short field after recovery Orlando's onside kick attempt and Grady connected with Jones for a 10-yard score that took only 10 seconds off the clock. The Predators quickly matched the score on the next play from scrimmage, as Bernard Morris rushed for a one-yard touchdown after an onside kick by the Sharks. Jacksonville managed to find the end zone a series later as Ross rushed for a one-yard score to end the first half tied, 35-35.

Jacksonville received the ball at the start of the second half and took advantage of a depleted Predators secondary that saw Bernard Morris subbing in at cornerback as Grady tossed a 30-yard touchdown to Jones. The Predators regained possession and drove the length of the field, completing a 49-yard drive that ended in a four-yard touchdown run by Morris. Orlando's defense tightened up a series later, denying the Sharks on three straight pass attempts to force fourth down. Jacksonville elected to attempt a field goal, but defensive end Jeremy Geathers broke through the line and blocked the attempt, giving Orlando the ball at the opponent's 12-yard line. Two plays later, Michael Simons rumbled into the end zone from six yards out to give the Predators a 48-40 lead heading into the final quarter.

Jacksonville managed to tie game midway through the final period after FB Derrick Ross rushed for a three-yard score and converted the two-point try with another carry. However, the Predators needed only three plays to take their final lead of the night. On the second play of the series, Hippeard tossed a deep pass to WR Greg Carr, who fought off a defender to secure the 39-yard reception. One play later, FB Michael Simons punched the ball over the goal line for a two-yard score to give Orlando the 55-48 lead.

The Sharks found the end zone on their final drive as Grady completed a 14-yard scoring pass to Jones. Holding onto a one-point lead, rookie nose guard Austin Brown fired through opposing blockers and batted down Jacksonville's PAT attempt. Orlando regained possession for the final time on the night and ran out the clock to seal the 55-54 victory.

PREDATORS DEFEAT NEW ORLEANS VOODOO

The Orlando Predators (2-1) earned its second victory of the season on Saturday night, taking to the road to defeat the New Orleans VooDoo (1-2) at the Smoothie King Center by a final score of 47-42. WR Brandon Thompkins provided a spark on special teams, returning two kicks for scores of over 50 yards.

QB Randy Hippeard completed 19-of-28 pass attempts for 236 yards and four touchdowns on the night, connecting with WR Kendal Thompkins on eight passes for 64 yards and two scores. WR Greg Carr added four receptions for 62 yards and another touchdown while FB Michael Simons generated 67 total yards as he caught two passes for 45 yards and carried three times for 22 yards.

New Orleans got on the board during the game's opening possession following a 17-yard touchdown pass from QB Adam Kennedy to WR Chris Duvall. Orlando matched the score on its first series as QB Randy Hippeard dropped back and lofted a 19-yard scoring completion to WR Kendal Thompkins in the left corner of the end zone. The Predators defense tightened on the ensuing series, forcing three straight incompleteness in the red zone to hold the VooDoo to a 28-yard field goal. Moment later, WR Greg Carr made a leaping nine-yard touchdown reception to give the Predators a 13-10 lead minutes into the second quarter.

The VooDoo matched the touchdown off a 12-yard pass from Kennedy to Duvall for a 16-13 advantage, however the lead was short lived as WR Brandon Thompkins put his electric return skills on display. Moments after the score, Thompkins received the ensuing kickoff and raced through the middle of the field, side-stepping would-be tacklers on his way to a 51-yard touchdown. New Orleans regained possession, but a stifling Predators defense forced another field goal try, this time from midfield. As K Garrett Lindholm's kick bounced off the right nets, Thompkins secured the miss attempt and darted up field. The fleet-footed wide receiver eluded multiple defenders before cutting up the right sideline and racing to the end zone for a 52-yard touchdown to give the Predators a 27-16 lead.

New Orleans found the end zone late in the second quarter off a seven-yard pass from Kennedy to Duvall, but the Preds closed out the half with a successful 17-yard field goal attempt by K Mark Lewis, leading to a 30-22 lead at the midway point.

The Predators regained possession at the start of the third quarter and converted the drive into points as Mark Lewis booted a 19-yard field goal for a 33-22 advantage. New Orleans would respond on its first series of the second half, scoring on a 13-yard pass from Kennedy to Franklin.

Orlando answered the score on the first play of the final quarter as Hippeard fired a nine-yard touchdown strike to a wide-open Kendal Thompkins for a 40-29 lead. Two plays later, the VooDoo found the end zone off a 35-yard completion from Kennedy to Franklin.

The Predators turned the ball over on downs on its next offensive series, but Orlando's defense swiftly answered the call to regain possession. On the first play of the ensuing series, rookie nose guard Austin Brown broke through the interior of the offensive line and sacked Kennedy for a nine-yard loss, forcing him to fumble in the process. LB Aaron Robbins recovered the loose ball for Orlando and the Predators need just two plays to score as Hippeard lofted a four-yard touchdown pass to rookie WR LaMark Brown in the right corner of the end zone.

New Orleans scored on a seven-yard pass from Kennedy to Franklin with 46 seconds remaining in the game, but Hippeard was able to convert a crucial fourth-down attempt during the game's final drive to secure the victory for Orlando, 47-42.

ORLANDO WINS THIRD-STRAIGHT WITH 61-48 VICTORY OVER LA KISS

The Orlando Predators (3-1) earned their third-straight victory on Saturday evening, defeating the LA KISS (0-4) by a final score of 61-48 in front of a crowd of 11,218 at the Amway Center.

Orlando's offense was defined by its efficiency throughout the night, shaking off an early turnover to score on nine consecutive possessions. Quarterback Randy Hippeard completed 26-of-29 pass attempts (89.7%) while racking up 339 yards and six touchdowns, spreading the ball around to five different receivers.

Reigning AFL Rookie of the Year Greg Carr led all receivers as he posted nine receptions for 134 yards and two touchdowns. WR Brandon Thompkins contributed 103 yards and two more scores on nine catches while adding 21 yards and another touchdown on three carries. QB Bernard Morris again saw action in goal line packages, posting 12 yards and two touchdowns on four carries.

LA struck first on the game's opening series as QB Adrian McPherson connected with WR Donovan Morgan on a 34-yard touchdown pass. Orlando's offense set out on its first drive moments later, but turned the ball over on its first play from scrimmage as WR Kendal Thompkins fumbled following a 24-yard reception.

The Predators defense swiftly responded to the fumble, needing just five plays to force a turnover on downs after halting McPherson on a fourth down pass attempt. One play later, QB Randy Hippeard launched a deep pass to Greg Carr, who outmuscled a defender on a leaping reception to secure the 39-yard touchdown.

Orlando's defense returned to the field and once again put forth a stifling effort, denying the KISS on four straight pass attempts to force the turnover on downs and regain possession. On the next play from scrimmage, QB Bernard Morris punched it over the goal line on a one-yard touchdown run to build a 14-7 lead.

The two teams proceeded to trade scores beginning with a four-yard touchdown run by McPherson that tied the game at the end of the first quarter. The Preds quickly answered with a three-yard touchdown run by QB Bernard Morris, who took a shotgun snap and rushed left before plunging into the end zone for a 20-14 advantage.

The KISS went ahead as McPherson once again found the end zone, this time on a three-yard run. However, the lead was short lived as Hippeard dropped back and tossed a 30-yard touchdown pass to WR Kendal Thompkins, who came up with the catch in traffic to secure a 27-21 lead.

McPherson connected with WR Jabin Sambrano on a quick 39-yard scoring completion on the first play of the ensuing LA drive, but WR Brandon Thompkins closed out the second quarter with a 19-yard touchdown grab to give the Predators a 34-28 lead at halftime.

Orlando received the kick to start the second half and marched downfield for another score to go up 40-28. The four-play, 48-yard drive was capped off with a 15-yard touchdown reception by Greg Carr, who caught a quick slant before cutting up field and diving over the goal line. The KISS reached the end zone on a two-yard run by McPherson a series later, but Hippeard would answer with a 10-yard touchdown pass to Brandon Thompkins to take a 47-35 lead.

The KISS chipped away at the score on the ensuing possession as McPherson hooked up with Sambrano on a nine-yard touchdown completion. However, the high-powered Predators offense once again drove downfield to maintain a two-score advantage. On the first play of the final quarter, Hippeard fired a 12-yard pass to WR Larry Brackins in the end zone to put the Predators ahead, 54-42.

LA earned its final score of the night early in the fourth quarter off an 11-yard pass from McPherson to Morgan. Facing 1st-&-Goal on the ensuing series, Hippeard rolled out and pitched the ball on a reverse to Brandon Thompkins, who scampered across the field for a two-yard score.

The Predators defense took the field for the final time and executed a dramatic goal-line stand, denying McPherson on four straight pass attempts to force its third turnover on downs and seal the 61-48 victory.

ORLANDO DROPS 56-55 OVERTIME DECISION TO SPOKANE SHOCK

The Orlando Predators (3-2) dropped a 56-55 decision on the road in overtime to the Spokane Shock (1-3) on Saturday evening, snapping a three-game winning streak for the Predators. Orlando was unable to capitalize on fourth quarter opportunities due to turnovers and miscues.

After ending regulation with game tied 49-49, Orlando received the ball to start the overtime period. QB Randy Hippeard completed a pass attempt to WR Brandon Thompkins for a gain of 21 before hooking up with WR Larry Brackins for a completion of 20 yards to march the Predators inside the red zone. Orlando was backed up 10 yards due to a holding penalty, then took an eight-yard sack that knocked Hippeard out of the game. Facing 3rd-&-Goal from their own 22-yard line, QB Bernard Morris subbed into the game and launched a 28-yard touchdown pass to WR Kendal Thompkins to take the lead for the first time in the game. Orlando opted to go for two on the point-after attempt, but Morris was stopped shy of the goal line on a quarterback sneak.

On the ensuing kickoff, the Predators looked to seal the game with an onside attempt, but Spokane would recover just nine yards shy of the end zone. Three plays into the ensuing drive, Shock QB Carson Coffman lofted a nine-yard touchdown pass to WR Mike Washington. Spokane would convert the PAT kick moments later to seal the loss, 56-55.

Spokane jumped out to an early 14-0 lead beginning with a 12-yard touchdown pass from Coffman to WR Rashaad Carter. Orlando fumbled on toss to FB Michael Simons during its opening possession and the Shock capitalized on the turnover, scoring on a two-yard run by FB/LB Bryson Kelly.

Orlando responded on its next series with a four-yard touchdown grab by Greg Carr. The Predators defense then held the Shock to four-and-out to regain possession, but Hippeard was hit from behind and fumbled on the second play of the resulting drive. DL James Ruffin recovered for Spokane, who converted the turnover into a touchdown off a 30-yard pass from Coffman to WR Mike Washington to put Orlando at a 21-7 deficit early in the second quarter.

The Predators quickly answered the score on the ensuing drive as Hippeard complete a pass over the middle to Kendal Thompkins for a 40-yard touchdown. Spokane made it a two-score game off a 10-yard touchdown reception by WR Anthony Amos, but Orlando responded a play later as Ray Dominguez caught a 10-yard touchdown pass over the middle.

Orlando attempted an onside kick on the ensuing kickoff, but Spokane recovered and found the end zone a play later on a six-yard screen pass from Coffman to Washington. Peds FB Michael Simons then caught a pass over the middle and went rumbling through the defense for a 12-yard touchdown to cut Spokane's lead at the one-minute warning, 35-28.

On the following kickoff, Mark Lewis dribbled the kick into the middle of Spokane's receiving team and Orlando dove on the loose ball for the successful recovery. Three plays later, Hippeard lofted a 16-yard pass to WR LaMark Brown to tie the game at the half, 35-35.

Orlando received the kickoff to start the third quarter, but Hippeard fumbled on the first play and Spokane returned the loose ball for a short touchdown. The Predators tied the game moments later as Hippeard drove the team down to the opponent's goal line before QB Bernard Morris subbed into the game. Facing 2nd-&-Goal, Morris took a direct snap out of the shotgun formation and rushed left for a three-yard touchdown.

Spokane retook the lead off a 10-yard pass from Coffman to Washington, but the Predators answered with a nine-yard touchdown reception by Brandon Thompkins. The Shock drove down to the goal line on the ensuing series, but Orlando's defense held as the Predators recovered a fumble at the two-yard line to regain possession with the game tied, 49-49.

The Predators regained possession with only 41 seconds remaining in regulations and once again looked for the go-ahead score before a fumble prematurely ended the drive. DB Sergio Gilliam recovered for Spokane with seven seconds on the clock, forcing the game into overtime where Orlando would eventually fall.

ORLANDO FALLS TO CLEVELAND IN OVERTIME

The Orlando Predators (3-3) fell to the Cleveland Gladiators (4-2) by a final score of 56-55 in front of a crowd of 9,212 at the Amway Center on Saturday evening. For the second time in as many weeks, the Predators dropped a one-point decision in an overtime matchup that came down to the game's final play.

After ending regulation in a 49-49 draw, Orlando won the coin toss and elected to kick to start the overtime period. Cleveland opened with possession and managed to convert its drive into a score, as QB Shane Austin connected with WR Dominick Goodman on a six-yard touchdown pass.

Orlando regained possession and needed just one play to find the end zone. Follow a 36-yard kickoff return by Brandon Thompkins that put the Peds past midfield, QB Randy Hippeard dropped back and lofted a 20-yard touchdown pass to WR Kendal Thompkins to cut Cleveland's lead, 56-55. Rather than kick a PAT and give the ball back to Cleveland with the game in sudden death, Head Coach Rob Keefe elected to go for two looking to secure a walk-off victory. However, Hippeard was unable to connect with WR Brandon Thompkins on the attempt, as his pass sailed out of bounds to end the game.

Hippeard finished the night completing 27-of-36 pass attempts for 350 yards and seven touchdowns, hooking up with Kendal Thompkins 10 times for 145 yards and two scores. WR Larry Brackins scored three times as he posted six catches for 47 yards. Making his AFL debut just days after inking his contract, rookie defensive back Emanuel Cook paced all defenders with 11.0 total tackles while adding his first interception.

Cleveland opened the scoring in the first quarter with a 19-yard touchdown reception by WR Amarri Jackson. Orlando promptly tied it on its opening series, as Hippeard found rookie WR LaMark Brown on a four-yard slant for a score.

The Gladiators went ahead as QB Shane Austin connected with WR Collin Taylor on a 15-yard touchdown pass, but a missed PAT allowed the Peds to take a 14-13 lead early in the second quarter off a four-yard touchdown grab by Larry Brackins.

Dominick Goodwin caught a four-yard touchdown pass from Shane Austin to give Cleveland a six-point advantage, but Orlando responded as Kendal Thompkins hauled in a short pass and sprinted up the left sideline for a 17-yard score.

Cleveland managed to score quickly with a one-play drive a series later, as Austin completed a 35-yard touchdown pass to Collin Taylor. Facing fourth-and-goal on the ensuing possession with seconds remaining in the half, offensive coordinator Siaha Burley reached deep into his playbook to capitalize on an eager Gladiators defense. Lining up in the shotgun, QB Bernard Morris took the snap and faked the run before lofting a one-yard pass over the top of the defense to LB Terence Moore, who secured the reception for the touchdown.

Cleveland regained possession and set out on its next drive with 41 seconds remaining in the half, but Emanuel Cook promptly halted the drive with a leaping interception to secure a 28-27 advantage for the Predators at the midway point.

Orlando received to start the third quarter and successfully executed a three-play, 24-yard drive that ended in a four-yard touchdown reception by WR Brandon Thompkins. The Gladiators then found the end zone off an 18-yard pass from Austin to Goodman, but the Predators answered as Hippeard fired a three-yard touchdown pass to Larry Brackins for a 42-34 lead.

It appeared as if Orlando's defense would secure its second turnover of the night a series later, as LB Terence Moore tipped a pass attempt by Austin. However, the loose ball bounced out of the grasp of a Peds defensive back and into the arms of Amarri Jackson, who ran 30 yards for a Cleveland score. Hippeard respond with a four-play, 35-yard drive, capping it off with a six-yard touchdown pass to Brackins that gave the Predators a 49-41 lead at the one minute warning.

The Gladiators managed to score with just two seconds remaining on the clock as Austin tossed an 11-yard score to Collin Taylor. Austin connected with Amarri Jackson on the two-point conversation attempt to tie the game at the end of regulation before continuing into overtime, where the game would eventually be decided by a single point.

PREDATORS LOSE TO PHILADELPHIA SOUL ON THE ROAD

The Orlando Predators (3-4) fell to the Philadelphia Soul (7-0) on the road by a final score of 62-48 on Friday evening. With starting quarterback Randy Hippeard sidelined with an injury, Bernard Morris got the start under center and scored five total touchdowns, but was intercepted three times on the night.

Morris completed 21-of-40 pass attempts for 213 yards with three touchdowns and three picks while adding 55 yards and two scores on the ground. WR Brandon Thompkins caught eight passes for 69 yards and one touchdown while also scoring on a three-yard rushing attempt. WR Larry Brackins registered four catches for 42 yards and two scores.

The Predators defense took to the field to open the game and promptly denied Philadelphia's offense, forcing a turnover on downs after just five plays. Orlando would convert the turnover into points moments later as Morris fired a six-yard touchdown pass to Brackins. Following a missed PAT, Philadelphia took a 7-6 lead off a 30-yard touchdown pass from QB Dan Raudabaugh to WR Shaun Kauleinamoku on the next play from scrimmage.

Brandon Thompkins made a diving 30-yard touchdown reception three plays into the ensuing series for a 13-7 advantage, but the Soul would answer as WR Marco Thomas caught a 30-yard score from Raudabaugh to put the Preds behind, 14-13.

Raudabaugh connected with Kauleinamoku on a 24-yard score following an interception in the end zone by Bernard Morris a series later. Morris would respond by hooking up with Brackins for their second score, as he lofted a 14-yard pass over the top of a defender in the end zone.

Kauleinamoku caught a 36-yard touchdown for the Soul a series later and built a 35-20 lead following a turnover on downs by the Preds offense. Raudabaugh completed a 40-yard scoring pass to Thomas before Morris returned to the field and put his dynamic running skills on display. On the ensuing drive, Morris dropped back to pass at midfield before scrambling out of the pocket and eluding multiple defenders while racing 25 yards to the end zone to cut the Soul lead, 35-27. Philadelphia K Tommy Frevert would boot a 25-yard field goal as time expired in the half, leaving the Preds in a 38-27 deficit at the midway point.

Facing 4th-&-Goal on the opening drive of the third quarter, Morris had his pass attempt bounce off his receiver and into the arms of Philadelphia DB LaRico Stevenson, who was tackled in the end zone for a touchback. The Soul gained a 48-27 advantage on the following series with a nine-yard touchdown reception by OL Adam Smith on a tight end screen.

Brandon Thompkins cut Philadelphia's lead moments later as he fielded the ensuing kickoff in the end zone and sprinted 56 yards up the right sideline for a score. The Predators defense earned another stop after denying Raudabaugh's fourth-down pass attempt and Morris once again used his legs to make it a one-score contest. Two plays into the drive, Morris ran untouched up the middle of the field on a QB draw for a 23-yard touchdown.

Raudabaugh completed a nine-yard touchdown pass to WR Ryan McDaniel to push Philadelphia's lead to 55-41 early in the fourth quarter. Facing 3rd-&-Goal a series later, Morris rushed left before flipping the ball on a reverse to Brandon Thompkins, who rushed over the right side of the goal line for a three-yard touchdown.

Raudabaugh found Thomas on a 24-yard touchdown pass to push Philadelphia's lead to 62-48 and Morris would be intercepted on the game's final drive to end the contest.

PREDATORS RALLY FOR 63-62 OVERTIME VICTORY OVER TAMPA BAY STORM

The Orlando Predators (4-4) rallied for a dramatic 63-62 overtime win over the Tampa Bay Storm (3-4) on Saturday night in the 56th edition of the "War on I-4." Orlando was behind by as much as three scores during the game, but the Predators overcame a 21-point fourth quarter deficit to earn an improbable victory that vaulted the team back into first place in the South Division.

Trailing 55-40 with just over a minute remaining in the contest, Tampa Bay QB Jason Boltus was pressured into an errant throw at midfield that was intercepted by Predators LB Terence Moore, who rumbled 25 yards down the right sideline for a touchdown to decrease the deficit, 55-47.

Orlando's defense returned to the field and once again denied the Storm, forcing a 20-yard field goal attempt that was missed by kicker Craig Peterson. The Predators regained possession and QB Bernard Morris promptly directed the offense into the red zone before finding WR Brandon Thompkins on a three-yard touchdown pass. Needing a two-point conversion to tie the game, WR Kendal Thompkins hauled in the pass from Morris in the back of the end zone to even the score at the end of regulation, 55-55.

Tampa Bay received possession to start the overtime period and captured a quick score off a 20-yard touchdown pass from QB Jason Boltus to WR T.T. Toliver. With both teams being guaranteed at least one possession, the Predators set out on their final drive of the night and methodically worked downfield on an eight-play, 48-yard series. Facing 1st-&-Goal just a yard shy of the end zone, QB Bernard Morris handed the ball off to FB Michael Simons, who plunged over the goal line for the score.

Rather than risk kicking a PAT that would give possession back to the Storm in a sudden death scenario, the Predators elected to go for two to seal the win. Morris dropped back on the two-point conversion attempt a fired a quick pass over the middle to Brandon Thompkins, who secured the reception to finalize the walk-off victory, 63-62.

Morris converted a crucial fourth-down attempt during the game's opening drive, completing an 11-yard touchdown pass to Kendal Thompkins to give the Predators an early lead. Jason Boltus tied it moments later, connecting with WR Julius Gregory from six yards out on the next play from scrimmage.

Orlando was unable to capitalize on its next possession, turning the ball over on downs after eight plays. Boltus found T.T. Toliver on a nine-yard touchdown pass five plays into the ensuing drive, giving Tampa Bay a 14-7 lead at the end of the first quarter.

Morris tied the game a series later off an 18-yard completion to Brandon Thompkins, but Tampa Bay managed to build a 27-14 lead, beginning with a 47-yard touchdown reception by WR Emory Sammons. Thompkins lined up to field the ensuing kickoff, but the ball bounced off the crossbars and into the arms of Storm DB James Harrell, who returned it 13 yards to the end zone for a score.

The Predators needed just two plays to score following the kickoff, as Morris rolled out to his right before throwing a 24-yard touchdown pass over the top of the defense to Kendal Thompkins. Tampa Bay answered with a 34-yard touchdown reception by WR Kendrick Ings, but Morris countered once again, launching a 28-yard touchdown to a wide-open Brandon Thompkins to make it a one-score game. The Storm would get the final score of the half off a nine-yard touchdown catch by T.T. Toliver to put the Predators in a 41-28 hole at the midway point.

The Storm opened the second half with a 21-yard touchdown pass from Boltus to WR Phillip Barnett to build a 48-28 lead. The Predators turned the ball over on downs after failing to convert on fourth down a series later, but Orlando's defense promptly answered the call as DB Nick Taylor intercepted a pass attempt by Boltus on third down. Four plays later, Michael Simons plowed over the goal line on a handoff for a two-yard touchdown run.

Tampa Bay pushed its lead to 55-34 off a 29-yard completion from Boltus to Toliver, but the Predators responded on the next play from scrimmage as Kendal Thompkins hauled in a 26-yard touchdown pass to start the 21-point fourth quarter comeback.

PREDATORS ROUT PORTLAND THUNDER FOR SECOND-STRAIGHT WIN

The Orlando Predators (5-4) earned their second-straight win in a 69-43 blowout victory over the Portland Thunder (3-5) in front of 10,583 fans at the Amway Center on Saturday night.

QB Darron Thomas found WR Duane Brooks from eight yards out during the game's opening possession, but a missed PAT would hold Portland to an early 6-0 advantage. Moments later, Brandon Thompkins put the Predators ahead by returning the ensuing kickoff 58 yards to the end zone for a touchdown.

On the first snap of the following Thunder drive, DL Jeremy Geathers worked his way into the backfield before reaching out and stripping the ball out of the grasp of Thomas. Geathers recovered the loose ball and went rumbling 22 yards into the end zone for another Predators score to build a 14-6 lead.

Thomas completed a 12-yard touchdown pass to WR V'Keon Lacey on Portland's next drive, but another unsuccessful PAT kept the Predators ahead 14-12. Orlando regained possession and needed just three plays to find the end zone, as Brandon Thompkins hauled in a short screen pass and side-stepped a would-be tackler before sprinting up the left sideline for a 22-yard touchdown.

Thomas lofted a seven-yard score over the middle to OL Jerrell McCuller to complete a 10-play drive on Portland's next possession, cutting Orlando's lead, 21-19. The Predators would turn the ball over on downs during its next series, but the defense promptly answered the call by forcing a turnover of its own. Orlando held the Thunder to four-and-out to regain possession after denying a fourth-down pass attempt by backup QB Kyle Rowley, who entered the game after Thomas sustained an injury on the drive. Bernard Morris capitalized on the turnover four plays later as scrambled out of the pocket and rushed nine yards to the end zone to give the Predators a 28-19 lead at the one-minute warning.

On the ensuing kickoff, Mark Lewis popped up a perfect onside attempt that went bouncing into the arms of Predators DL Calvin Fance, who returned the loose ball 20 yards before being tackled 11 yards shy of the goal line. Morris converted the recovery into points two plays later as he fired an eight-yard strike to Brandon Thompkins to give Orlando a 35-19 lead with 40 seconds remaining in the second quarter.

Portland scored quick off a 10-yard pass from Rowley to V'Keon Lacey, but managed only six points on the drive as DL Meshak Williams blocked the PAT attempt. Orlando regained possession with just 26 seconds remaining and Morris lofted a 28-yard touchdown pass to a wide-open Julian Williams to give the Predators a 42-25 advantage at halftime.

Orlando received the kickoff to start the third quarter and needed only two plays to add to the lead, as Morris tossed a 33-yard touchdown pass over the top of the defense to Thompkins to make it 48-25. Five plays into Portland's first series of the half, DB Emanuel Cook made a diving interception to force the turnover and regain possession. Morris converted the turnover into points following a lengthy 10-play drive, firing a 16-yard touchdown pass to WR LaMark Brown for a 55-25 lead at the end of the third quarter.

Portland got back on the board early in the fourth quarter as Rowley found WR Jared Perry on a nine-yard touchdown pass. The Predators recovered an onside kick attempt by the Thunder and Morris took advantage of the short field, punching the ball over the goal line on a one-yard touchdown run to take a 62-31 lead.

The Thunder earned another score off a trick play later in the fourth, as Rowley pitched the ball on a reverse to Perry, who threw to Brooks for a two-yard score. Morris responded with his sixth touchdown pass of the night, hooking up with Julian Williams on a 20-yard score for a 69-37 advantage. Rowley connected with Perry for Portland's final score of the night and the Predators would run out the clock to seal the victory, 69-43.

PREDATORS RALLY FOR 63-62 OVERTIME VICTORY OVER TAMPA BAY STORM

PREDATORS CONQUER CLEVELAND GLADIATORS

The Orlando Predators (6-4) won their third consecutive game Friday evening, defeating the Cleveland Gladiators (5-5) on the road by a final score of 63-42. Orlando put together one of its most complete performances of the season to date, leading by at least two scores from late in the second quarter until the final whistle.

Orlando opened the game with a methodical seven-play, 43-yard drive that ended in a seven-yard touchdown strike over the middle from Bernard Morris to wide receiver LaMark Brown. Cleveland would move the ball into the red zone on its first possession before being denied by the Predators defense. Seven plays into the drive, Terence Moore came up with a big hit on wide receiver Collin Taylor, jarring the ball loose as Emanuel Cook recovered the fumble for the Predators. Orlando would convert the turnover into points as Michael Simons took a handoff and scampered untouched 12 yards up the right sideline for the score to give Orlando a 14-0 lead at the end of the first quarter.

Cleveland got its first score of the night midway through the second quarter, as quarterback Shane Austin connected with wide receiver Dominick Goodman from six yards out. The Predators quickly pushed the lead back to two scores with an efficient four-play, 40-yard drive. Facing 2nd-&-Goal, Morris pitched the ball outside to Brandon Thompkins, who dove over the goal line for the quick score. The Gladiators would find the end zone with just under a minute remaining in the half off a one-yard quarterback sneak by Shane Austin.

Orlando made quick work of a short field after recovering an onside kick attempt by the Gladiators at the eight-yard line. On the second play of the series, Larry Brackins took a handoff and plowed through would-be tacklers on his way to a three-yard touchdown run. Three plays into the ensuing Cleveland drive, Terence Moore picked off a pass attempt by Shane Austin and Bernard Morris needed just one play to score as he launched a deep 44-yard touchdown pass down the left sideline to Kendal Thompkins. The touchdown pass gave Orlando a 35-14 lead at the midway point.

Cleveland opened a low-scoring third quarter with its third touchdown of the night off a one-yard touchdown run by fullback Phillip-Keith Manley. Orlando answered with a five-play, 36-yard drive that was capped off with a one-yard touchdown plunge by Michael Simons.

The Gladiators got on the board again moments into the fourth quarter, as Shane Austin completed a nine-yard touchdown pass to Collin Taylor. Cleveland attempted an onside kick following the score, but Larry Brackins recovered for Orlando. Brackins advanced the kick near the goal line to set up another one-yard touchdown run by Michael Simons, giving the Predators a 49-28 lead.

Cleveland regained possession and found the end zone off an 11-yard pass from Shane Austin to wide receiver Andy Cruse. Michael Simons responded for the Predators on the ensuing series, turning in his fourth rushing touchdown of the night from a yard out for a 56-35 lead.

Orlando's defense forced its third turnover of the game on the next Cleveland possession, as Meshak Williams batted a pass attempt at the line of scrimmage before coming down with the interception. However, the Predators were unable to capitalize on the turnover as Mark Lewis had his field goal attempt blocked on the resulting drive. The Gladiators would then make it a two-score game following a 22-yard touchdown pass from Shane Austin to wide receiver Dominick Goodman.

The Predators got the last score of the night a drive later, as Morris dropped back and lofted a 14-yard touchdown pass over the top of the defense to Kendal Thompkins to bring the game to its final score of 63-42.

PREDATORS FALL TO DIVISION-RIVAL JACKSONVILLE SHARKS

Turnovers and miscues proved costly as the Orlando Predators (6-5) dropped a 66-51 decision on the road to the division-rival Jacksonville Sharks (6-5) in front of 10,127 fans at Jacksonville Veterans Memorial Arena on Saturday evening.

Orlando took an early 7-0 lead two plays into the game as Morris dropped back and lofted a 28-yard touchdown pass over the defense to Kendal Thompkins in the right corner of the end zone. The Sharks managed to tie the game off a 10-yard pass from Grady to WR Anthony Jones.

On Orlando's next drive, Morris eluded pressure and launched a deep 45-yard touchdown pass to a wide-open Brandon Thompkins for a 14-7 advantage at the end of the first quarter. The Predators defense returned to the field and promptly denied the Sharks with their second interception of the game. Orlando converted the turnover into points of a successful 19-yard field goal by Mark Lewis to take a 17-7 lead.

Derrick Ross rushed for a one-yard score on the next Jacksonville series, but the PAT attempt was unsuccessful. The Predators regained possession with a short field after recovering an onside kick attempt and needed just one play to score as Morris tossed a 15-yard touchdown pass to Larry Brackins to take a 23-13 lead with a minute remaining in the second quarter. The Sharks kicked an 18-yard field goal as time expired, giving Orlando a 23-16 lead at the midway point.

Jacksonville scored off a two-yard run by Derrick Ross on the opening drive of the third quarter, however the Predators stayed ahead following a missed PAT, 23-22. Orlando added to its lead moments later as Morris fired a 13-yard strike to Larry Brackins, who dove over the goal line to secure a 30-22 advantage.

The Sharks would take the lead with three unanswered scores in the third quarter, beginning with a 10-yard pass from Grady to WR Jeron Harvey. The Predators turned the ball over on a fumble by Michael Simons on the ensuing drive and Jacksonville went ahead 36-30 after a 22-yard touchdown pass from Grady to WR Anthony Jones.

Orlando turned the ball over again on its next series, as Morris was sacked and fumbled the ball at the opponent's seven-yard line. The Sharks took a 43-30 lead on the next play from scrimmage as Grady completed a seven-yard touchdown pass to WR Joe Hills.

The Predators offense responded just minutes into the fourth quarter, as Simons rumbled over the goal line on a two-yard run that decreased the deficit, 43-36. However Jacksonville would make it a two-score game once again a series later, as Grady found Jones for a 27-yard touchdown pass on a fourth down attempt.

Six plays into Orlando's next possession, Morris scrambled to elude pressure before firing a completion to Greg Carr. Carr would take it 23 yards up the field, running through defenders on his way to the end zone to decrease the Sharks lead, 50-44. However, Jacksonville would score again a series, this time off a five-yard reception by Joe Hills to put the Predators in a 57-44 hole late in the fourth quarter.

Disaster struck on the ensuing Orlando drive, as Morris had the ball stripped from his possession while backed up against his own goal line. The Predators recovered the loose ball in the end zone for a safety that left the Predators trailing, 59-44. Jacksonville would score on the resulting possession off a one-yard run by Derrick Ross to take a 66-44 lead with under a minute remaining in the contest.

On Orlando's final offensive snap of the night, Bernard Morris delivered a 38-yard pass to Kendal Thompkins, who made a diving catch in the end zone to bring the game to its final score, 66-51

PREDATORS KNOCK OFF PHILADELPHIA SOUL

Defense and special teams shined for much of the night as the Orlando Predators (7-5) earned a 45-42 victory over the Philadelphia Soul (10-2) in front of 10,473 fans at the Amway Center on Saturday evening. The win vaults Orlando back into sole possession of first place in the South Division.

Orlando's defense opened the game with its first stop of the night, denying the Soul inside the red zone. Facing 3rd-&-Goal, Nick Taylor jarred the ball loose with a big hit on Soul WR Marco Thomas at the goal line, then recovered the fumble to regain possession. Bernard Morris proceeded to direct the offense 49 yards down the field on eight plays, capping the drive with a four-yard touchdown strike to Brandon Thompkins for a 7-0 lead.

DL Meshak Williams forced a second fumble with another hard tackle on the first play of the ensuing Philadelphia possession, this time on Soul WR Shaun Kauleinmoku. Rod Issac recovered the loose ball for the Predators, but Orlando was unable to capitalize on the turnover as Morris was intercepted in the end zone by Soul DB LaRico Stevenson a play later. QB Dan Raudabaugh would throw a 34-yard touchdown pass to Marco Thomas for Philadelphia's first score, but Calvin Fance blocked the PAT attempt to keep the Predators ahead at the end of the first quarter, 7-6.

On the first play of the second quarter, Morris launched a 23-yard touchdown pass to WR Larry Brackins in the left corner of the end zone to add to Orlando's lead, 14-6. Philadelphia scored on its next drive as Raudabaugh connected with WR Ryan McDaniel from three yards out, but the Preds offense promptly responded. Two plays into the following possession, Morris scrambled up the middle of the pocket and raced 32 yards untouched to the end zone to put Orlando up, 21-13.

The two teams traded turnovers on their next two drives, as each series ended in a turnover on downs. Philadelphia ended the scoring drought with 23 seconds remaining in the half off a two-yard touchdown reception by Marco Thomas. Brandon Thompkins would field the ensuing kickoff and burst up field, cutting to his left before sprinting 56 yards up the sideline to the end zone. The touchdown was Thompkins' fourth of the season on a kickoff and gave Orlando a 28-20 advantage at halftime.

Philadelphia regained possession with a successful onside kick to start the third quarter, but Orlando's defense answered the call as Rod Issac made a leaping interception in the end zone on the ensuing series. Morris converted the turnover into points with a spectacular 12-yard touchdown run as he spun out of tackle before leaping over the goal line to put the Predators ahead, 35-20. The Soul managed to score a series later off a 13-yard pass from Raudabaugh to Marco Thomas, resulting in a 35-27 Orlando lead heading into the final quarter.

Orlando added to its lead moments into the fourth as Mark Lewis booted a successful 25-yard field goal to put the Predators ahead, 38-27. The Soul would make it a one-score game on its next drive as Raudabaugh completed a six-yard touchdown pass to FB Tommy Taggart. OL Adam Smith caught a short pass in the end zone on the two-point conversion, leaving the Predators with a 38-35 advantage.

Morris was intercepted in the end zone by Soul DB Kent Richardson on the ensuing drive and Philadelphia would take a 42-38 lead off a 14-yard touchdown catch by Marco Thomas. The Soul followed the score with an onside kick attempt, but Orlando recovered and quickly regained the lead as Bernard Morris rushed for a three-yard score to put the Predators back on top, 45-42.

On the ensuing kickoff, Mark Lewis booted an onside attempt of his own that went bouncing across the field and into the arms of Calvin Fance. Fance secured the recovery to retain possession for Orlando, allowing the Predators to run out the clock to seal the win.

OFFENSE STALLS AS PREDS FALL TO ARIZONA RATTLERS

Turnovers plagued the offense throughout the night as the Orlando Predators (7-6) dropped a 55-35 decision to the Arizona Rattlers (10-3) on the road in front of a crowd of 11,673 at U.S. Airways Arena in Phoenix.

Orlando drove down field during the game's opening series, reaching the red zone with a 31-yard reception by WR Larry Brackins. However, the offense was unable to capitalize on the big play and turned the ball over on downs after FB Michael Simons was stopped just short of the end zone on 4th-&-Goal. Arizona would take a 7-0 lead off a six-yard touchdown reception by WR Kerry Reed.

Orlando regained possession and tied the contest as Morris lofted a six-yard touchdown pass to Brackins in the left corner of the end zone. Predators DB Rod Issac recovered a fumble after Austin Brown stripped Rattlers WR AJ Cruz on the ensuing drive, but Orlando would turn the ball over on downs again following four-straight incompletions. Arizona took a 14-7 lead off a two-yard touchdown run by FB Mykel Benson.

The Predators offense stalled again on its next series, turning the ball over on downs on its own two-yard line. The Rattlers built a 21-7 advantage on the next play from scrimmage off a two-yard touchdown reception by Cruz.

The offense stopped its scoring drought a series later as Morris fired a 15-yard touchdown strike to Brackins to cap a three-play, 35-yard drive. The Predators defense would stop the Rattlers shy of the end zone on 4th-&-Goal as time expired in the second quarter, leaving Orlando trailing 21-14 at the midway point.

Arizona added to its lead at the start of the third quarter as Davila connected with Reed on a two-yard touchdown for a 28-14 advantage. Morris was intercepted in the end zone by Rattlers DB Jeremy Kellem on the ensuing Predators drive and the Rattlers would score off a 32-yard pass from Davila to WR Rod Windsor. Austin Brown broke through the interior and blocked the PAT attempt for the Predators, leaving Orlando at a 34-14 deficit midway through the third quarter.

The Predators turned the ball over again on its next possession as Morris completed a long pass to WR Larry Brackins, who was stripped on the play while fighting for extra yardage. Arizona recovered the loose ball, but Orlando's defense tightened on the ensuing series as DB Nick Taylor batted down a pass to the end zone on fourth down. Morris converted the turnover into points on the following series, crossing the goal line on a five-yard run to decrease Arizona's lead, 34-21.

Arizona gained a short field after recovering an onside kick attempt by the Predators and found the end zone two plays later off a three-yard pass from Davila to Windsor, leaving Orlando trailing 41-21 heading into the fourth quarter.

Orlando reached the red zone on its next series, but the offense was unable to capitalize as the drive ended in an incompleton on fourth down. The Predators defense responded by halting the Rattlers on the 10-yard line after denying Davila's pass attempt on fourth down. The Predators converted the turnover into points using some trickery, as Morris took the snap and gave it to WR Brandon Thompkins in the backfield, who lofted a three-yard touchdown pass to WR Greg Carr to decrease Arizona's lead, 41-28.

Arizona recovered Orlando's onside attempt on the ensuing kickoff and converted the short field into a five-yard touchdown run by Cruz, resulting in a 48-28 lead for the Rattlers. Orlando committed another turnover as Morris was sacked on fourth down and Arizona gained a 55-28 lead off a three-yard touchdown pass from Davila to Cruz.

On the next play from scrimmage, Morris completed a pass over the middle to Brandon Thompkins, who broke through multiple tackles while spinning into the end zone for a 36-yard score. Arizona would run out the clock on the ensuing possession, ending the game with a final score of 55-35.

PREDATORS TOPPLE NEW ORLEANS VOODOO

The Orlando Predators (8-6) earned a 56-43 victory over the New Orleans VooDoo (2-11) in front of an Amway Center crowd of 10,536 on Saturday evening. After missing the past seven games due to injury, quarterback Randy Hippeard returned to the starting lineup directed a Predators offense that was nearly flawless.

Hippeard completed 25-of-31 attempts (80.6%) while throwing for 285 yards and eight touchdowns with one interception that came off a dropped pass. Wide receiver Larry Brackins caught five passes on the night, but made them all count as he scored five touchdowns with 36 yards receiving. Wide receiver Brandon Thompkins snared seven balls for a game-high 112 yards and two scores, while receiver LaMark Brown added 88 yards and another touchdown on seven receptions.

The two teams traded scores throughout the first quarter, ending the opening stanza in a 14-14 draw. The Predators got on the board first as Hippeard connected with Brackins on a three-yard touchdown pass. New Orleans evened the score on its first possession as quarterback Adam Kennedy completed a 10-yard touchdown throw to wide receiver Chris Duval.

Hippeard marched the offense down the field to regain the lead a series later, hitting on five consecutive pass attempts, including a seven-yard touchdown pass to LaMark Brown. The VooDoo would tie the game on their next drive as Kennedy rushed for a three-yard score.

Orlando would retake the lead moments into the second quarter and wouldn't surrender it again. On the second snap of the quarter, Brandon Thompkins hauled in a pass and raced 40 yards to the end zone, side-stepping multiple defenders before diving over the goal line to put Orlando ahead, 21-14.

The Predators defense protected the lead on the next drive, forcing New Orleans to settle for a 32-yard field goal after nose guard Austin Brown broke through the interior and sacked Kennedy on third down.

Hippeard then connected with Brackins on an eight-yard touchdown pass as Orlando used a four-play, 42-yard drive to add to its lead, 28-17. The Predators regained possession with under a minute remaining in the half after denying New Orleans on fourth down, but the resulting drive ended in an interception after Hippeard's pass bounced out of the hands of a receiver and into the arms of VooDoo defensive back Cortez Stubbs. New Orleans would score on the resulting drive off an 18-yard run by fullback Roosevelt Falls, but a missed PAT gave the Predators a 28-23 advantage at the midway point.

Orlando proceeded to mount a three-score advantage off a 14-0 third quarter effort. Predators' defensive back Arness Ikner halted the opening drive by the VooDoo as he intercepted a fourth-down pass attempt by Kennedy. Hippeard then converted the turnover into points, lofting a 14-yard touchdown pass to Thompkins to take a 34-23 lead.

The Predators defense again stifled the VooDoo a series later, forcing a turnover on downs after four plays. Hippeard connected with Brackins for a nine-yard score on the resulting drive to take a 42-23 lead into the fourth quarter.

New Orleans ended its scoring drought midway through the final period as Kennedy rushed for a two-yard touchdown, but another missed PAT resulted in a 49-29 lead for Orlando. Hippeard would hit Brackins again on a nine-yard touchdown a series later to go ahead, 49-29.

The VooDoo found the end zone off a trick play on its next possession as Kennedy pitched the ball back to wide receiver Charlie McClain, who then tossed a two-yard touchdown to wide receiver Roger Jackson. Brackins would respond with his fifth and final reception of the night, hauling in a seven-yard touchdown pass to put Orlando on top, 56-36. New Orleans wide receiver Johnny Lester caught a two-yard score from Kennedy with 13 seconds remaining and the Predators would run out the clock on their final possession to seal the 56-43 victory.

PREDATORS WIN SHOOTOUT OVER RIVAL TAMPA BAY STORM

The Orlando Predators (9-6) emerged with a 69-62 victory in a back-and-forth battle with the division-rival Tampa Bay Storm (6-8) in front of 15,835 fans at Amalie Arena on Saturday evening.

Trailing 62-61 with 42 seconds remaining in the fourth quarter, Randy Hippeard connected on three straight pass attempts to put the Predators within five yards of the end zone. Fullback Michael Simons took a handoff over the goal line for the go-ahead touchdown with 20 seconds remaining on the clock.

The Storm jumped out to an early 7-0 lead off a one-yard quarterback sneak by Jason Boltus. Orlando swiftly tied it on its first series of the game as Hippeard launched a 31-yard touchdown pass to Kendal Thompkins. Kendrick Ings regained the lead for Tampa Bay moments later by returning the ensuing kickoff 56 yards for a score. Brandon Thompkins secured a short reception on the next play and raced 45 yards to the end zone, but, a missed PAT left the Predators trailing, 14-13.

Orlando's defense forced a turnover on downs on four plays and Larry Brackins converted the turnover into points as he made a leaping four-yard touchdown reception to regain the lead for Orlando. A fumbled snap led to another missed PAT, resulting in a 19-14 lead for the Predators at the end of the first.

The two teams continued to trade scores throughout the second quarter. Tampa Bay would take a 21-19 lead early in the period as Boltus converted a fourth-down with a 27-yard scoring toss to wide receiver T.T. Toliver. On the following drive, Hippeard marched the offense into the red zone before scoring off a one-yard pitch to Brandon Thompkins to put Orlando back on top, 26-21. The Storm went ahead 28-26 a series later as Boltus connected with Toliver on a 36-yard touchdown pass.

Orlando matched the score again off a four-play, 38-yard drive that ended in a one-yard touchdown run by Michael Simons, resulting in a 32-28 Orlando lead. Tampa Bay went ahead on its next series as Toliver caught a 14-yard touchdown pass, but a missed PAT left the Predators trailing by just a point, 34-33.

With 47 seconds remaining in the half, Hippeard eluded pressure and fired an 18-yard pass touchdown pass to Brandon Thompkins to take a 40-34 lead. The Storm recovered Orlando's onside attempt on the ensuing kickoff and converted the short field into points off a 13-yard reception by Toliver, but another missed PAT left the game tied 40-40 with 36 seconds remaining in the half.

Orlando took a 47-40 lead coming out of the half as Hippeard lofted a pass over the middle on a screen to offensive lineman Ryan Cave for a 12-yard touchdown. The Storm would score on its next drive off an 18-yard catch by wide receiver Emery Sammons, but defensive end Calvin Fance blocked the PAT attempt to keep Orlando on top, 47-46.

The Predators offense stalled a series later, turning the ball over on downs after five plays. Tampa Bay would capitalize on the turnover, taking a 53-47 lead off a 10-yard touchdown reception by Julius Gregory. Orlando regained the lead as Hippeard fired a 10-yard touchdown pass over the middle to Brackins for a 54-53 lead.

Orlando's defense managed to hold the Storm out of the end zone on the next series, but Tampa Bay would take a 56-54 lead off a 26-yard field. On the next play from scrimmage, LaMark Brown hauled in a short reception and shrugged off a would-be tackler before streaking down the left sideline for a 41-yard touchdown to put Orlando back on top with 3:25 remaining in the game, 60-56.

The Storm had a short field to work with on the ensuing drive after recovering Orlando's onside kick attempt. Boltus would score on a one-yard quarterback sneak, resulting in a 62-61 lead for Tampa Bay following an unsuccessful two-point conversion. From there, the Predators offense would regain possession and set out on its game-winning drive to seal the victory.

PREDATORS CLINCH PLAYOFF BERTH WITH VICTORY OVER CLEVELAND

With a 65-58 road victory over the Cleveland Gladiators (7-9) in front of 13,186 fans on Saturday evening, the Orlando Predators (10-6) became the third team in the American Conference to clinch a playoff berth. Orlando is headed to the postseason for the 22nd time in the team's 24-season history.

Cleveland would find the end zone on a one-yard quarterback sneak by Shane Austin on the game's opening drive for an early 7-0 advantage. From there, the Predators would build a 14-7 lead off of two unanswered scores, beginning with a seven-yard touchdown pass from Hippeard to Brackins. Moments later, Mark Lewis booted the kickoff off the net, causing it to bounce back into the field and into the arms of LaMark Brown, who returned it for a quick score.

The Gladiators would find the end zone two plays later on a 12-yard touchdown throw from Austin to Collin Taylor, resulting in a 14-14 tie at the end of the opening stanza. Orlando would regain the lead a series later as Hippeard tossed it to Brandon Thompkins in the backfield on a reverse, who ran it in from three yards out for a 21-14 advantage. Cleveland evened the score on its next drive as Austin hooked up with Taylor for another touchdown, this time from 14 yards out.

The Predators would use a six-play, 45-yard drive to regain the lead with just over a minute remaining in the first half. Hippeard fired a two-yard touchdown pass to a wide-open Brandon Thompkins to go up 28-21 with 1:18 on the clock. The Predators would force the Gladiators into a 4th-&-Goal situation on the ensuing drive, but Austin managed to scramble out of the pocket and complete a seven-yard touchdown throw to Taylor to tie the game.

The two teams traded field goals in a span of just 38 seconds to close out the half in a 31-31 tie. Mark Lewis connected on a 21-yard attempt for Orlando, while Adrian Trevino booted a 35-yard field goal for the Gladiators.

The Predators came firing out of the gates to open the second half, posting two unanswered scores to go ahead 45-31 midway through the third quarter. On Orlando's opening drive, LaMark Brown hauled in a short pass and turned up field, plowing through the defense as he carried would-be tacklers across the goal line for a 14-yard touchdown. Three plays into the ensuing Gladiators possession, Terence Moore tipped Shane Austin's pass over the middle and Nick Taylor ran under it to secure the interception. Facing 4th-&-10 on the resulting drive, Hippeard fired a pass over the middle to Larry Brackins, who shrugged off a defender and ran 21 yards to the end zone for a two-score lead.

Cleveland regained possession and made it a one-score game as Austin connected with Amarri Jackson on a nine-yard touchdown throw. Hippeard had his pass attempt intercepted by Devon Dace two plays into Orlando's next series and Austin completed an 11-yard touchdown to Collin Taylor to tie the game 45-45 early in the fourth quarter.

Hippeard shook off the turnover and proceeded to march the offense downfield as he completed four straight pass attempts, including a six-yard touchdown strike to Larry Brackins to regain the lead, 52-45. Facing 4th-&-3 on the ensuing Cleveland drive, nose guard Austin Brown broke through the interior and sacked Shane Austin, forcing him to fumble on the play. Terence Moore recovered the loose ball and raced 10 yards to the end zone for the touchdown for a 58-45 Predators lead midway through the fourth quarter.

Cleveland scored on its next possession off a one-yard quarterback sneak by Shane Austin, but Austin Brown made his presence felt yet again as he burst through the line and blocked the PAT attempt to keep the Predators lead at 58-51. Orlando then recovered Cleveland's onside kick attempt and four the end zone three plays later as Hippeard lofted a three-yard touchdown to Brackins for a 65-51 Orlando lead. The Gladiators managed to score with 19 seconds remaining in the game as Austin connected with Dominick Goodman from eight yards out, but the Predators would recover the ensuing onside kick and ran out the clock to seal the victory.

PREDATORS CLINCH SOUTH DIVISION TITLE WITH VICTORY OVER SHARKS

The Orlando Predators hadn't gone without a score in the first quarter through the first 16 games of the season. After the first 15 minutes of play Saturday night at Amway Center, Orlando trailed Jacksonville 14-0. The Sharks pushed their lead to 17-0 early in the second quarter.

But the Predators roared back and rolled to a second straight South Division Championship.

Orlando (11-6) outscored Jacksonville (9-8) 43-13 over the course of 23 minutes in the second and third quarters. The Predators put points on the scoreboard in a myriad of ways during the outburst, which turned the tide and led to a 64-50 victory for Orlando. The win clinched a second straight South Division title and a first-round home game in the Arena Football League Playoffs.

The Predators' first three touchdowns were scored by the offense, defense and special teams, respectively. Larry Brackins caught a 7-yard Randy Hippeard aerial to break the ice. Just 1:15 later, Nick Taylor returned an interception 25 yards to make it 17-14. After Jacksonville pushed its lead to 23-14, Brandon Thompkins swung momentum quickly. Thompkins turned on the jets for a 56-yard kickoff return score to make it 23-20.

Orlando trailed by just three, 30-27, at halftime but received the ball to start the second half. Five plays later Larry Brackins scored on a 4-yard run to make it 34-30. It was the first time the Predators had the advantage on the scoreboard all night. But they would not relinquish the lead.

"We knew scoring last in the first half and first in the second half ... there's your two-for-one," Keefe said. "What we talked about at halftime was the last time we played them, they had a 50-point second half. (Tonight) we stayed aggressive. We were hungry. We became the team to set the pace in the second half."

Just over a minute after Orlando took its first lead of the game, the Predators were on the board again when Ryan Cave forced Jacksonville quarterback Tommy Grady to fumble in the end zone. The Sharks recovered in the end zone, but it was a Predators' safety putting Orlando up 36-30. More importantly, it gave Orlando the opportunity to take a two-score lead.

The Predators did just that. Brackins scored on a 1-yard run, a league-leading 36th rushing score for Orlando, to put the Predators on top 43-30.

Jacksonville pulled back within one touchdown early in the fourth quarter. But a Thompkins rushing touchdown and a 50-yard interception return for a score from Terence Moore allowed the Predators to pull away. Moore's touchdown put Orlando on top 57-37.

Brackins and Thompkins both scored three times to lead Orlando. Brackins crossed the goal line twice on the ground and once through the air. Thompkins hit paydirt on the long second-quarter kick return and tallied a rushing and receiving TD in the fourth quarter, as well. Thompkins averaged 34.6 yards per kick return, giving the Predators great field position all night.

PREDATORS CLOSE OUT REGULAR SEASON WITH VICTORY OVER STORM

Orlando (12-6) cruised to a 59-40 victory over the rival Tampa Bay Storm (7-11) Saturday night at Amway Center. The Predators completed the season sweep over the Storm, recording their third War On I-4 victory this season.

Wide receiver Larry Brackins scored four touchdowns – three receiving and one rushing – to lead the Predators. Wide receiver Greg Carr added 10 receptions for 109 yards and two scores. Quarterback Randy Hippeard was 23-of-30 through the air for 255 yards and six scores. Meanwhile, the Orlando defense recorded four stops en route to a fifth straight victory.

"We had to fight. We had to play really hard," head coach Rob Keefe said immediately following the game. "The whole thing was we went into it talking about finishing. I was glad the guys finished. We proved a point by finishing with 12 wins this season. We wanted to have a win streak of five, instead of a losing streak of one, going into the playoffs. So, this is a big win. Momentum is huge in professional sports."

The Predators jumped out to a quick 14-0 lead. A pair of interceptions – by Emanuel Cook and Terence Moore – kept the Storm off the scoreboard in the first quarter.

Tampa Bay made a game of it in the second quarter. The Storm defense forced a field goal that gave Orlando a 24-14 lead. After a Tampa Bay touchdown made it 24-21, an Orlando fumble gave Tampa Bay the ball back at the Predators' 10-yard line. A Jason Boltus touchdown pass to Julius Gregory capped the Storm rally.

Tampa Bay took the lead briefly at 27-24.

But Arness Ikner and Austin Brown stopped the bleeding on the PAT attempt and put momentum back on the Predators' sideline. Jeremy Geathers blocked the PAT and Brown rumbled to the end zone for a defensive PAT to make it 27-26. Three plays later, order was restored when Greg Carr hauled in his second touchdown pass of the first half to put the Predators on top 32-27.

The Predators would not trail again.

Newly-minted Orlando Predators record-holder Brandon Thompkins returned the third quarter kickoff 52 yards, adding to his single-season record for kickoff return yardage. One play later, Michael Simons hit paydirt from three yards out and Orlando was back up by two scores, 39-27.

The Predators got a key stop late in the third-quarter, as Ikner broke up a pass in the end zone on 4th-and-10 from the Orlando 11-yard line, preserving a 45-34 Predators lead. Meanwhile, Hippeard converted two fourth downs on the ensuing possession, including Brackins' third touchdown of the game. Greg Carr, who caught 10 passes for 109 yards in the game, hauled in the two-point conversion and Orlando was on top 53-34 early in the fourth quarter.

The two teams traded a pair of scores midway through the fourth quarter. Brackins scored his rushing touchdown with 7:28 remaining in the game to maintain a three-score advantage for the Predators and the defense salted it away from there. Cook paced the Orlando defense with 12 tackles and an interception. Meanwhile, Jeremy Geathers tallied 1.5 sacks for the Predators, as well.

PLAYOFFS

Jacksonville Sharks 55, Orlando Predators 33

PREDS FALL TO SHARKS IN FIRST ROUND OF PLAYOFFS

The last time Jacksonville visited Amway Center, the Sharks held Orlando scoreless for the first quarter and led 14-0. Back on August 1, it didn't matter, as the Predators overcame that deficit and won the Arena Football League South Division title.

In Saturday night's divisional round playoff game, it was déjà vu all over again. Orlando (12-7) trailed 14-0 after the first quarter. But that's where the similarities ended.

This time, Jacksonville (11-8) had an answer every time the Predators looked to flip the script. The Sharks went on to a 55-33 victory, advancing to the American Conference Championship game and ending the Predators season.

Two second-quarter turnovers hurt the Predators. Down 14-7, Orlando recovered a Jacksonville fumble. The Predators were driving looking to tie the game. But a bad handoff between Hippeard and fullback Joe Simons became an Orlando turnover. Jacksonville capitalized with a Tommy Grady-to-Joe Hills TD pass. With less than one minute left in the first half, the Sharks' Alvin Jackson made a diving interception of Hippeard. Two plays later Grady and Hills connected again. What could have been a 14-14 tie in the second quarter became a 35-14 lead for Jacksonville at intermission.

Orlando scored on the opening possession of the third quarter. Hippeard found Brackins for a four-yard scoring strike to make it 35-20 midway through the third quarter. The Predators defense came up big with less than five minutes left in the third, forcing a turnover on downs. Less than two minutes later, Hippeard found Kendal Thompkins in the seam for a 14-yard TD to make it 35-27.

"We had a good third quarter," Head Coach Rob Keefe said. "The momentum was swinging back in our favor. We were able to close it to eight at the end of the third quarter."

Once again, the Sharks staved off the Predators' attempt at a rally.

Jacksonville's Hills hauled in his third touchdown of the night to open the fourth quarter and push Jacksonville back on top 42-27. A crazy interception, with Hippeard's long pass hitting off the top of the wall and Greg Reid catching the carom, gave the ball back to the Sharks. Six plays later, Derrick Ross plunged over the goal line for a Jacksonville TD to push the Sharks' lead back to three possessions, 48-27.

"Again, the wheels fell off and all the momentum swung back to them," Keefe said.

Ross added another score with less than five minutes left to ice Jacksonville's victory, pushing the Sharks' edge to 55-27. Greg Carr caught a touchdown pass from Hippeard with no time left on the clock to account for the final score.

Keefe said he was disappointed for the fans tonight, but said it was a successful season as a whole.

"It stunk for the fans there (at the end)," he said. "But hopefully they had an enjoyable season. I wanted to give them two more games, obviously. We won the South Division back-to-back for the first time in a very long time. But the goals are higher now. Hopefully, the fans enjoyed themselves."

FRANCHISE HISTORY

INDIVIDUAL RECORDS – CAREER

CATEGORY	NAME	YEARS	PERFORMANCE
Points Scored	Barry Wagner	1992-99	1756
Passing Yards	Joe Hamilton	2004-06	9830
Passing TDs	Joe Hamilton	2004-06	181
Receptions	Barry Wagner	1992-99	651
Receiving Yards	Barry Wagner	1992-99	9495
Receiving TDs	Barry Wagner	1992-99	210
Rushing Yards	Rick Hamilton	1998-2001	685
Rushing TDs	Barry Wagner	1992-99	69
Interceptions By	Kenny McEntyre	1993-2006, 2008-12	98
Sacks	E.J. Burt	2003-05	24.5
Tackles	Kenny McEntyre	1993-2006, 2008-12	837.5
MFG Return Yards	Herkie Walls	1991-96	927
KO Return Yards	Herkie Walls	1991-96	4255
Combined KR YDs	Herkie Walls	1991-96	5182
Field Goals Made	David Cool	1993-2001	61

INDIVIDUAL RECORDS – SINGLE SEASON

CATEGORY	NAME	YEAR	PERFORMANCE
Points Scored	Barry Wagner	1997	310
Passing Yards	Nick Hill	2011	4758
Passing TDs	Nick Hill	2011	97
Receptions	Cory Fleming	2004	131
Receiving Yards	T.T. Toliver	2013	1659
Receiving TDs	Prechae Rodriguez	2013	41
Rushing Yards	Nick Hill	2011	391
Rushing TDs	Barry Wagner	1995	21
Interceptions By	Rayshaun Kizer	2011	16
Sacks	Greg White	2007	15
Tackles	Lin-J Shell	2007	110.5
MFG Return Yards	Herkie Walls	1993	387
KO Return Yards	Brandon Thompkins	2015	1854
Combined KR YDs	Brandon Thompkins	2015	1916
Field Goals Made	David Cool	2001	20

INDIVIDUAL RECORDS – SINGLE GAME

CATEGORY	NAMES	PERFORMANCE
Points Scored	Barry Wagner: 8/4/1995, Orlando vs. Connecticut	44
Passing Yards	Aaron Garcia: 5/11/2013, Orlando at Spokane	442
Passing TDs	Aaron Garcia: 5/11/2013, Orlando at Spokane	11
Receptions	T.T. Toliver: 5/11/2013, Orlando at Spokane	18
Receiving Yards	T.T. Toliver: 5/11/2013, Orlando at Spokane	251
Receiving TDs	4 times; recent: TT Toliver: 5/11/2013, Orlando at Spokane	6
Rushing Yards	2 times; recent: Bernard Morris: 7/19/2014, Orlando at New Orleans	63
Rushing TDs	Barry Wagner: 6/17/1995, Orlando at Miami	5
Interceptions By	Tony Scott: 7/31/1992, Orlando vs. New Orleans	4
Sacks	3 times; recent: Greg White: 5/11/2007, Orlando vs. New Orleans	3
Tackles	Bernard Clark: 7/29/1994, Orlando vs. Cleveland	14
MFG Return Yards	Barry Wagner: 7/19/1996, Orlando vs. Tampa Bay	119
KO Return Yards	2 times; recent: Dominic Jones, 4/29/2013, Orlando at Arizona	222
Combined KR YDs	2 times; recent: Dominic Jones, 4/29/2013, Orlando at Arizona	222
Field Goals Made	16 times; recent Jay Taylor: 5/22/2005, Orlando vs. New Orleans	3

1991 SEASON: ORLANDO PREDATORS (3-7)

DATE	OPPONENT	RESULT
6/1	at Tampa Bay	W, 51-38
6/7	at Detroit	L, 27-56
6/13	Columbus	W, 38-32
6/21	Detroit	L, 40-43
6/29	at Denver	L, 19-39
7/6	at Albany	L, 36-44
7/12	Albany	L, 25-28
7/19	New Orleans	W, 44-29
7/27	Tampa Bay	L, 16-26
8/3	at Dallas	L, 25-28

1992 SEASON: ORLANDO PREDATORS (9-1)

DATE	OPPONENT	RESULT
5/29	Tampa Bay	L, 32-39
6/4	at Sacramento	W, 58-47
6/13	San Antonio	W, 50.0
6/19	at Detroit	W, 50-49
6/27	Charlotte	W, 29-26
7/2	at Tampa Bay	W, 48-33
7/11	at New Orleans	W, 45-20
7/17	Arizona	W, 71-21
7/24	at Charlotte	W, 39-38
7/31	New Orleans	W, 62-8

QUARTERFINAL PLAYOFF GAME

8/7 Cleveland W, 50-12

SEMIFINAL PLAYOFF GAME

8/15 Tampa Bay W, 24-21

ARENABOWL VI

8/22 Detroit L, 38-56

1993 SEASON: ORLANDO PREDATORS (10-2)

DATE	OPPONENT	RESULT
5/14	Albany	W, 40-30
5/21	Tampa Bay	W, 46-34
5/29	at Cincinnati	W, 37-16
6/5	at Miami	L, 37-45
6/11	Miami	W, 56-14
6/19	at Tampa Bay	W, 46-45
6/25	at Charlotte	W, 43-20
7/2	Detroit	W, 45-28
7/9	at Dallas	W, 49-17
7/16	Arizona	W, 48-34
7/23	Charlotte	W, 44-23
7/31	at Albany	L, 35-49

QUARTERFINAL PLAYOFF GAME

8/6 Miami W, 41-13

SEMIFINAL PLAYOFF GAME

8/14 Tampa Bay L, 52-55

1994 SEASON: ORLANDO PREDATORS (11-4)

DATE	OPPONENT	RESULT
5/20	at Arizona	W, 38-28
5/27	at Milwaukee	W, 58-24
6/4	Las Vegas	W, 38-9
6/10	Miami	W, 53-21
6/17	at Mass	W, 48-44
6/25	at Albany	W, 63-48
7/1	Tampa Bay	W, 61-40
7/15	Charlotte	W, 68-14
7/23	at Miami	W, 42-20
7/29	Cleveland	W, 41-32
8/6	at Tampa Bay	L, 39-40

QUARTERFINAL PLAYOFF GAME

8/19 Fort Worth W, 34-13

SEMIFINAL PLAYOFF GAME

8/26 Mass W, 51-42

ARENABOWL VIII

9/2 Arizona L, 31-36

1995 SEASON: ORLANDO PREDATORS (7-5)

DATE	OPPONENT	RESULT
5/13	at Connecticut	W, 45-43
5/19	at Charlotte	L, 38-41
5/26	Miami	W, 51-13
6/10	Albany	W, 55-47
6/17	at Miami	W, 48-29
6/23	Milwaukee	W, 58-33
7/1	Arizona	L, 48-49
7/8	at Albany	W, 56-38
7/14	Tampa Bay	L, 34-51
7/22	at San Jose	L, 27-54
7/29	at Tampa Bay	L, 20-44
8/4	Connecticut	W, 62-29

QUARTERFINAL PLAYOFF GAME

8/13 at San Jose W, 55-37

SEMIFINAL PLAYOFF GAME

8/19 at Iowa W, 56-49

ARENABOWL IX

9/1 at Tampa Bay L, 35-48

1996 SEASON: ORLANDO PREDATORS (9-5)

DATE	OPPONENT	RESULT
4/27	at Arizona	L, 52-55
5/3	Texas	W, 52-36
5/11	Florida	W, 38-20
5/18	at Tampa Bay	L, 42-63
5/24	at San Jose	L, 25-42
6/1	at Connecticut	W, 45-38
6/7	Charlotte	W, 56-47
6/21	Iowa	L, 50-59
6/29	at Texas	W, 45-37
7/6	at Albany	L, 41-53
7/12	Minnesota	W, 56-12
7/19	Tampa Bay	W, 40-39
7/27	at Florida	W, 59-27
8/2	Anaheim	W, 50-44

QUARTERFINAL PLAYOFF GAME

8/10 at Arizona L, 48-65

1997 SEASON: ORLANDO PREDATORS (10-4)

DATE	OPPONENT	RESULT
5/5	at New York	W, 50-42
5/9	Arizona	L, 31-32
5/17	at Tampa Bay	W, 43-17
5/23	at Portland	W, 40-9
5/31	Nashville	L, 36-46
6/6	Texas	W, 40-34
6/14	at Florida	W, 62-39
6/20	Anaheim	W, 41-40
6/27	Tampa Bay	W, 54-30
7/6	at New Jersey	W, 45-33
7/12	at Iowa	L, 56-60
7/18	Portland	W, 58-14
7/25	at Nashville	L, 55-74
8/1	Florida	W, 67-35

QUARTERFINAL PLAYOFF GAME

8/8 New Jersey W, 45-37

SEMIFINAL PLAYOFF GAME

8/16 at Iowa L, 34-52

1998 SEASON: ORLANDO PREDATORS (9-5)

DATE	OPPONENT	RESULT
5/1	Grand Rapids	W, 42-27
5/8	at Milwaukee	W, 54-44
5/15	Iowa	W, 28-6
5/22	at Nashville	L, 48-62
6/1	at New York	W, 43-41
6/8	New Jersey	L, 49-60
6/12	Tampa Bay	L, 34-42
6/20	at Arizona	W, 42-40
6/27	at Tampa Bay	L, 30-56
7/5	Florida	W, 53-44
7/10	Nashville	W, 37-22
7/17	Portland	W, 66-48
7/25	at Albany	L, 70-79
7/31	Florida	W, 59-52

QUARTERFINAL PLAYOFF GAME

8/7 Nashville W, 58-43

SEMIFINAL PLAYOFF GAME

8/15 at Arizona W, 38-33

ARENABOWL XII

8/23 at Tampa Bay W, 62-31

1999 SEASON: ORLANDO PREDATORS (7-7)

DATE	OPPONENT	RESULT
4/23	at Nashville	W, 49-40
5/1	at Iowa	L, 47-64
5/7	Houston	W, 67-49
5/14	New England	L, 46-57
5/22	at New Jersey	W, 51-38
5/28	Albany	W, 45-38
6/7	at Albany	L, 54-62
6/12	Tampa Bay	L, 37-63
6/25	at Grand Rapids	L, 42-63
7/2	Florida	W, 37-24
7/11	at Tampa Bay	L, 28-47
7/18	at Florida	W, 42-10
7/23	Nashville	L, 41-51
7/30	Buffalo	W, 48-40

QUARTERFINAL PLAYOFF GAME

8/7 at Tampa Bay W, 41-19

SEMIFINAL PLAYOFF GAME

8/13 at Iowa W, 48-41

ARENABOWL XIII

8/21 at Albany L, 48-59

2000 SEASON: ORLANDO PREDATORS (11-3)

DATE	OPPONENT	RESULT
4/15	New Jersey	W, 38-21
4/27	at Carolina	W, 56-28
5/5	Florida	W, 51-38
5/12	Tampa Bay	W, 44-43
5/19	at Nashville	W, 71-54
5/26	at Oklahoma	W, 35-28
6/2	Carolina	W, 56-54
6/9	Grand Rapids	L, 34-46
6/16	at Milwaukee	W, 43-35
6/23	New England	W, 46-32
7/1	at Tampa Bay	L, 36-50
7/7	Nashville	L, 41-45
7/15	at Florida	W, 51-35
7/23	at Albany	W, 51-59

QUARTERFINAL PLAYOFF GAME

8/3 Tampa Bay W, 34-24

SEMIFINAL PLAYOFF GAME

8/13 Arizona W, 56-44

ARENABOWL XIV

8/20 Nashville W, 41-38

2001 SEASON: ORLANDO PREDATORS (8-6)

DATE	OPPONENT	RESULT
4/13	at Nashville	L, 25-50
4/20	Florida	L, 25-38
4/27	at Indiana	L, 50-66
5/13	Nashville	W, 34-30
5/18	New Jersey	W, 58-47
5/26	at San Jose	W, 59-35
6/2	Toronto	W, 70-22
6/10	Tampa Bay	W, 57-45
6/16	at New York	W, 74-63
6/22	Milwaukee	L, 42-45
7/1	at Tampa Bay	W, 46-38
7/8	at Florida	L, 46-53
7/13	Buffalo	W, 48-40
7/21	at Chicago	L, 41-55
FIRST ROUND PLAYOFF GAME		
7/27	Chicago	L, 26-41

2002 SEASON: ORLANDO PREDATORS (7-7)

DATE	OPPONENT	RESULT
4/20	at Georgia	L, 49-67
4/26	Chicago	W, 49-38
5/4	New Jersey	L, 44-45
5/11	at Grand Rapids	L, 55-69
5/17	San Jose	L, 45-77
5/24	at Indiana	W, 40-37
5/31	Carolina	W, 33-30
6/9	Tampa Bay	L, 45-48
6/15	at New York	W, 52-33
6/21	Toronto	L, 34-47
6/28	at Carolina	W, 52-48
7/7	at Tampa Bay	W, 55-48
7/13	Georgia	L, 40-41
7/20	at Dallas	W, 44-41
FIRST ROUND PLAYOFF GAME		
7/26	Buffalo	W, 32-27
QUARTERFINAL PLAYOFF GAME		
8/3	at New Jersey	W, 49-46
SEMIFINAL PLAYOFF GAME		
8/10	at San Jose	L, 40-52

2003 SEASON: ORLANDO PREDATORS (12-4)

DATE	OPPONENT	RESULT
2/2	at Chicago	W, 47-35
2/10	Tampa Bay	W, 54-51
2/16	Dallas	W, 50-47
2/21	at Carolina	W, 70-42
3/2	at New York	W, 72-56
3/10	Indiana	W, 46-38
3/16	at Tampa Bay	L, 32-52
3/23	Georgia	L, 36-38
3/30	Los Angeles	L, 63-64
4/6	at Arizona	L, 36-62
4/11	Buffalo	W, 66-23
4/20	Las Vegas	W, 56-31
4/26	at Georgia	W, 38-27
5/4	at Colorado	W, 48-42
5/9	Carolina	W, 41-24
5/16	at Detroit	W, 50-38
QUARTERFINAL PLAYOFF GAME		
6/1	New York	W, 69-62
SEMIFINAL PLAYOFF GAME		
6/7	at Tampa Bay	L, 50-60

2004 SEASON: ORLANDO PREDATORS (10-6)

DATE	OPPONENT	RESULT
2/8	at Tampa Bay	L, 41-52
2/13	Austin	L, 48-49
2/28	at Carolina	W, 59-43
3/6	Indiana	W, 50-38
3/12	Georgia	L, 44-52
3/21	at Chicago	L, 15-58
3/27	Las Vegas	W, 60-43
4/4	at Columbus	L, 46-55
4/9	New Orleans	W, 57-24
4/18	at Georgia	W, 30-7
4/25	Dallas	W, 64-49
5/2	Tampa Bay	L, 58-63
5/9	at New Orleans	W, 45-40
5/16	at Austin	W, 43-26
5/23	New York	W, 65-41
5/30	at Los Angeles	W, 52-50
QUARTERFINAL PLAYOFF GAME		
6/6	at Chicago	L, 49-59

2005 SEASON: ORLANDO PREDATORS (10-6)

DATE	OPPONENT	RESULT
1/30	Colorado	W, 39-36
2/3	at Arizona	W, 51-40
2/11	Tampa Bay	W, 61-46
2/17	at Dallas	L, 28-42
2/25	at Chicago	W, 48-35
3/6	San Jose	L, 38-57
3/13	at New Orleans	W, 63-52
3/19	at Georgia	L, 47-49
3/25	Austin	W, 51-21
4/3	Los Angeles	W, 55-54
4/9	at Tampa Bay	L, 42-54
4/15	New York	W, 72-60
4/22	Georgia	W, 52-49
4/30	at Philadelphia	L, 60-64
5/7	at Austin	L, 42-56
5/22	New Orleans	W, 51-40
QUARTERFINAL PLAYOFF GAME		
5/29	at New York	W, 47-42
SEMIFINAL PLAYOFF GAME		
6/4	at Georgia	L, 58-60

2006 SEASON: ORLANDO PREDATORS (10-6)

DATE	OPPONENT	RESULT
1/28	at Georgia	L, 31-48
2/3	Kansas City	W, 48-41
2/11	Philadelphia	W, 47-33
2/19	at Tampa Bay	W, 67-64
2/26	at New York	L, 35-55
3/5	Los Angeles	W, 59-34
3/10	at Arizona	L, 57-80
3/19	Dallas	L, 62-87
3/25	at Austin	W, 47-37
4/2	Chicago	W, 55-27
4/9	at Columbus	W, 39-36
4/14	Georgia	W, 57-41
4/22	Tampa Bay	W, 52-13
4/30	at Colorado	L, 54-75
5/6	at Kansas City	W, 63-42
5/12	Austin	L, 43-67
DIVISIONAL ROUND		
5/28	Philadelphia	W, 31-27
CONFERENCE CHAMPIONSHIP GAME		
6/4	at Dallas	W, 45-28
ARENABOWL XX		
6/11	Chicago	L, 61-69

2007 SEASON: ORLANDO PREDATORS (8-8)

DATE	OPPONENT	RESULT
3/2	at Tampa Bay	W, 52-27
3/12	Los Angeles	L, 37-44
3/16	Austin	W, 45-30
3/26	Dallas	L, 49-70
3/31	at New Orleans	L, 45-48
4/14	Tampa Bay	W, 61-37
4/20	New York	W, 52-47
4/29	at Las Vegas	W, 69-34
5/4	at Georgia	L, 34-55
5/11	New Orleans	W, 42-33
5/20	at Austin	W, 46-45
5/25	Utah	L, 62-65
6/1	at San Jose	L, 52-59
6/9	at New York	W, 75-54
6/15	Georgia	L, 44-55
6/21	at Philadelphia	L, 49-63
WILDCARD ROUND		
6/29	at Philadelphia	L, 26-41

2008 SEASON: ORLANDO PREDATORS (9-7)

DATE	OPPONENT	RESULT
3/1	at Philadelphia	L, 66-71
3/9	at New Orleans	L, 63-54
3/14	Utah	W, 69-61
3/22	Georgia	W, 50-45
3/29	at Columbus	W, 47-44
4/6	Chicago	W, 57-56
4/13	at Grand Rapids	W, 75-56
4/19	at Georgia	W, 65-62
4/26	Tampa Bay	L, 41-48
5/3	San Jose	W, 61-35
5/9	at Cleveland	L, 43-62
5/18	at Kansas City	W, 58-51
5/23	Dallas	L, 41-67
5/31	Arizona	L, 53-60
6/7	at Tampa Bay	L, 61-71
6/13	New Orleans	W, 51-49
WILDCARD ROUND		
6/30	at Cleveland	L, 66-69

2009 SEASON: ORLANDO PREDATORS (8-8)

DATE	OPPONENT	RESULT
4/10	at Boss-Shrev.	L, 67-73
4/16	at Jacksonville	L, 31-57
4/30	Iowa	L, 40-50
5/7	at Dallas	W, 70-59
5/15	at Alabama	W, 48-31
5/21	Milwaukee	W, 58-54
5/28	Tampa Bay	L, 50-62
6/5	at Tulsa	W, 57-54
6/12	Spokane	L, 52-53
6/18	Jacksonville	W, 70-48
6/26	at Chicago	L, 42-55
7/3	Cleveland	L, 70-77
7/9	Alabama	W, 45-34
7/17	at Milwaukee	L, 41-57
7/24	Oklahoma City	W, 49-21
7/31	at Tampa Bay	W, 75-60
QUARTERFINAL PLAYOFF GAME		
8/6	at Jacksonville	W, 73-69
SEMIFINAL PLAYOFF GAME		
8/14	at Tampa Bay	L, 62-63

2011 SEASON: ORLANDO PREDATORS (11-7)

DATE	OPPONENT	RESULT
3/18	at New Orleans	W, 47-34
3/26	Utah	W, 68-53
4/2	at Arizona	L, 47-48
4/9	Philadelphia	W, 53-46
4/16	at Georgia	W, 48-43
4/23	Spokane	L, 58-70
4/30	at Jacksonville	L, 55-76
5/6	Tampa Bay	W, 63-61
5/14	Cleveland	W, 56-26
5/26	at Milwaukee	W, 35-30
6/4	at Iowa	W, 77-61
6/11	Jacksonville	L, 67-68
6/17	at Tampa Bay	L, 44-46
6/25	Georgia	L, 34-64
7/1	Pittsburgh	W, 62-54
7/9	at San Jose	L, 40-60
7/16	at Tulsa	W, 85-49
7/23	New Orleans	W, 62-44
QUARTERFINAL PLAYOFF GAME		
7/29	at Jacksonville	L, 48-63

2012 SEASON: ORLANDO PREDATORS (4-14)

DATE	OPPONENT	RESULT
3/9	Pittsburgh	L, 26-40
3/22	at Chicago	L, 49-51
3/29	San Antonio	L, 34-47
4/8	at Cleveland	L, 24-41
4/14	at Pittsburgh	L, 54-57 OT
4/20	Georgia	W, 27-24
4/28	Philadelphia	L, 53-69
5/5	at Tampa Bay	L, 31-55
5/18	at New Orleans	L, 61-68
5/25	Jacksonville	L, 37-55
6/2	at Philadelphia	L, 48-79
6/8	at San Jose	L, 34-51
6/15	Tampa Bay Storm	W, 64-40
6/23	New Orleans	L, 41-48
7/1	at Georgia	L, 53-56
7/6	Cleveland	W, 55-34
7/14	at Jacksonville	L, 30-48
7/22	Milwaukee	W, 49-39

2013 SEASON: ORLANDO PREDATORS (7-11)

DATE	OPPONENT	RESULT
3/24	at New Orleans	L, 45-51 OT
3/29	at San Jose	L, 62-65
4/6	Philadelphia	L, 33-61
4/20	Tampa Bay	L, 35-53
4/28	at Arizona	L, 42-82
5/4	at Pittsburgh	W, 52-38
5/11	at Spokane	W, 83-82
5/18	at Philadelphia	L, 51-61
5/25	Jacksonville	L, 41-44
6/1	Chicago	L, 55-63
6/8	at Tampa Bay	W, 55-48
6/15	Cleveland	W, 62-55
6/22	Pittsburgh	W, 50-35
6/29	at Jacksonville	L, 55-62
7/6	Arizona	L, 56-84
7/13	Iowa	W, 55-41
7/20	at Cleveland	L, 62-65
7/27	New Orleans	W, 71-42
QUARTERFINAL PLAYOFF GAME		
8/3	at Philadelphia	L, 55-59

2014 SEASON: ORLANDO PREDATORS (11-7)

DATE	OPPONENT	RESULT
3/16	Jacksonville	W, 49-47
3/21	Los Angeles	W, 69-63
3/29	at Tampa Bay	W, 56-52
4/3	at New Orleans	L, 55-62
4/10	Philadelphia	L, 56-69
4/19	Tampa Bay	W, 77-65
4/26	New Orleans	W, 63-48
5/3	at San Jose	L, 35-70
5/17	at Jacksonville	W, 59-50
5/24	Pittsburgh	L, 61-62
5/31	at Iowa	L, 48-58
6/7	at San Antonio	W, 58-39
6/12	Jacksonville	W, 58-48
6/21	at Tampa Bay	L, 34-35
7/7	at Philadelphia	L, 35-42
7/14	Iowa	W, 66-33
7/19	at New Orleans	W, 70-64
7/26	Arizona	W, 56-50
QUARTERFINAL PLAYOFF GAME		
8/3	Pittsburgh	W, 56-48
SEMIFINAL PLAYOFF GAME		
8/10	at Cleveland	L, 56-46

2015 SEASON: ORLANDO PREDATORS (12-6)

DATE	OPPONENT	RESULT
3/29	Philadelphia	L, 63-70
4/3	at Jacksonville	W, 55-54
4/11	at New Orleans	W, 47-42
4/18	Los Angeles	W, 61-48
4/25	at Spokane	L, 55-56
5/2	Cleveland	L, 55-56
5/8	at Philadelphia	L, 48-62
5/16	Tampa Bay	W, 63-62
5/23	Portland	W, 69-43
5/29	at Cleveland	W, 63-42
6/6	at Jacksonville	L, 51-66
6/13	Philadelphia	W, 45-42
6/20	at Arizona	L, 35-55
6/27	New Orleans	W, 56-43
7/11	at Tampa Bay	W, 69-62
7/18	at Cleveland	W, 65-58
8/1	Jacksonville	W, 64-50
8/8	Tampa Bay	W, 59-40
QUARTERFINAL PLAYOFF GAME		
8/15	Jacksonville	L, 33-55

ARENA FOOTBALL LEAGUE INFORMATION

AFL LEAGUE OFFICE

Scott Butera – AFL Commissioner

Christie Cook – AFL COO: (312) 465-2214; ccook@arenafootball.com

Wesley Friedman, Esq. – Corporate Counsel: (702) 802-3905 ext. 355; wfriedman@arenafootball.com

Tom Goodhines – Executive Vice President: (702) 802-3905 ext. 356; tgoodhines@arenafootball.com

Araxie Grant – Vice President of Finance and Controller: (702) 802-3905 ext. 351; agrant@arenafootball.com

Joe Kleinsmith – Senior Director of Football Operations: (702) 802-3905 ext. 350; jkleinsmith@arenafootball.com

Anastasia Savchenko – Staff Accountant: (702) 802-3905, ext. 353; asavchenko@arenafootball.com

Candice Hall – Staff Accountant: (312) 465-2203; chall@arenafootball.com

COMMISSIONER SCOTT BUTERA

Three important assets greeted Scott Butera when the Arena Football League asked him to be its new Commissioner at the end of the 2014 season. The first was a committed ownership group eager to grow the Arena Football's undervalued brand. The second was a talented, dedicated group of players, coaches and staff poised to deliver a fast-paced, highly entertaining version of America's favorite sport. The most important was a passionate and intensely loyal group of fans.

For Butera, now in his second full year as commissioner, it was a familiar scene. He spent much of his career dusting off brands by unlocking their hidden values. This time there was the added allure of working on a product for which he admits a certain fanaticism. "Football is my sport. I've followed it from childhood and I played it in school. It's literally been a lifetime passion."

Having made a name for himself by lifting the fortunes of major brands like Tropicana and Foxwoods, Butera arrived at the AFL ready to apply his finely honed business operations and marketing instincts. He did what has made him successful in other ventures. He focused on the positives and used them as building blocks to the future. And there is a lot to build on at the AFL.

Besides owner commitment and staff passion, Butera thinks he's inherited compelling inventory. For one, America's love of football seems almost insatiable. No less than 86 percent of US TV households tuned into the pro sport last Fall; and last summer, the Arena League experienced a respectable growth spurt. Game attendance popped by 3.5 percent over the previous year. The AFL Championship Game at Stockton Arena in San Jose, California attracted a near sellout crowd. TV viewership of the arena game also rose and the League widely increased its social media footprint in 2015.

The challenge for year one, Butera claims, was stability, and it has been largely achieved. For year two the goal is brand building and growth positioning. Butera doesn't think that the League needs to retool the game product. The issue is to build a greater following for it. There is a perceived performance gap in the sport – no games from February to August – and

Butera is intent on filling it with the high energy, fan-friendly style of football that is played in his League.

Butera describes AF as the ultimate combination American favorites. America's favorite sport: football. America's favorite season: summer. America's favorite speed: fast. American's favorite price: family. The challenge is to get more exposure for the game and its people. "We need to show people how much fun they can have by following Arena Football."

Butera succeeded in getting ESPN and CBS Sports to buy in with more plentiful game broadcasts. For the first time in 2016, there will be a game of week. The arrangements help get more eyeballs on the game which in turn helps attract strong promotion partnerships with companies who want to give the smart phone generation – millennials and moms, especially – a pulse-raising in-arena experience and ways to engage through mobile technologies and social media.

Butera has a few things going for him as he works to grow the Arena Football League. For one, he is a skilled financial executive who has a knack for squeezing a lot of value out of every dollar. For another, as one of his owners said, "He is very solid, steady and talented ... an excellent guy with great business instincts."

Plus, Butera is no stranger to sports marketing. At his last business stop, he helped Foxwoods Resort enter into successful marketing partnerships with the Boston Red Sox, New York Yankees, New York Rangers, New York Knicks and Madison Square Garden.

Butera possesses a rare combination of skills that have helped him revitalize brands.

"He's an investment banker at heart, a great transaction guy," says Tom Benninger, former global head of restructuring at UBS Investment Bank. "But in the last few years, I think he's really developed his operational skills. It's pretty unique to have someone be really good at both."

This rare blend of talents helped him as CEO of Tropicana Entertainment (2008-11) where he managed to revitalize the iconic brand through strategic capital investments, improved regulatory relations, and highly targeted marketing. All the while, he kept the reins on expenses.

Born and raised in Massachusetts, Butera began his financial career in investment banking, spending 20 years with UBS Investment Bank, Credit Suisse First Boston, Smith Barney and Bear Stearns & Co. During that time, he concentrated on analysis and client service for companies in real estate, lodging, gaming and leisure industries.

He earned his MBA at New York University's Leonard N. Stern School of Business. He recently served as a member of the Board of Fellows at his alma mater Trinity College.



Arena Football 101

- 1 GOAL POSTS**
9 feet wide with a 15 feet high crossbar
(NFL 18 1/2 feet wide, 10 feet high crossbar)
- 2 PLAYING FIELD**
50 yards, 8 yard endzones
85 feet wide
- 3 SIDELINE BARRIERS**
High density foam padding
48 inches high
- 4 FIELD NUMBERS**
3 feet by 18 inches
Located 15 feet from field boundary
- 5 INSIDE HASHMARKS**
4 1/2 feet from boundary
of field
- 6 OUTSIDE HASHMARKS**
13 1/2 feet from center
of field
- 7 PLAYING SURFACE**
Indoor artificial grass
- 8 GOALSIDE REBOUND NETS**
Tightly strung mesh
30 feet wide, 37 feet high



Field Illustration
by David Crilly

SCORING

- Touchdown - 6 points
- Conversion place kick - 1 point
- Conversion run / pass - 2 points
- Drop kick conversion - 2 points
- Failed conversion
returned by defense - 2 points
- Safety - 2 points

FIELD GOALS

- By placement - 3 points
- Drop kick - 4 points

OFFENSE

- 8 players on field
- 4 players on line of scrimmage
- No punting

DEFENSE

- 8 players on field
- 3 down linemen

TOTAL ROSTER

- 21 active players
- Three inactive players

TIME OF PLAY

- Four 15 minute quarters
- 15 minute halftime
- 15 minute overtime
- 32/25 second dock

Graphic by: Dave Crilly

MOVEMENT OF THE BALL AND SCORING

- Four (4) downs are allowed to advance the ball ten (10) yards for a first down, or to score.
- Six (6) points for a touchdown.
- One (1) point for a conversion by place kick after a touchdown, two (2) points for a conversion by drop kick and two (2) points for a successful run or pass after a touchdown.
- Three (3) points for a field goal by placement or four (4) points for a field goal by drop kick.
- Two (2) points for a safety.

KICKING

- Kickoffs are from the goal line. Kickers may use a one-inch tee.
- Punting is illegal. On fourth down, a team may go for a first down, touchdown or field goal.
- The receiving team may field any kickoff or missed field goal that rebounds off the net.
- Any untouched kickoff, which is out of bounds, will be placed at the 20-yard line or the place where it went out-of-bounds, whichever is more advantageous to the receiving team.

PASSING

- Receivers must have one (1) foot inbounds for a catch. A forward pass that rebounds off the rebound net or sideline barrier is a live ball and is in play until it touches the playing surface.

OVERTIME RULES

- Overtime periods are 15 minutes for both the regular season and the playoffs.
- Each team gets one (1) possession to score. If, after each team has had one possession, one team is ahead, that team wins. If the teams are tied after each has had a possession, the next team to score wins.

GLOSSARY OF TERMS

BALL IN THE STANDS – When a ball is thrown or bounces into the seats surrounding the playing field, the “lucky” fan that catches the ball keeps it.

DROP KICK – A drop-kicked FG is worth four (4) points. A drop-kicked extra point is worth two (2) points.

IRONMAN – Signifies participants playing both offense and defense.

“MAC” AND “JACK” LINEBACKERS – “Mac” may rush the QB straight on without stunting, twisting or drop-back coverage. “Jack” must stay within an imaginary box behind the line of scrimmage. Either LB may cover the fullback or tight end.

OFFENSIVE MOTION – Unlike stadium-played football, one (1) offensive back may go into forward motion prior to the snap of the ball.

OVERTIME – Arena Football has a unique overtime rule: If a contest is tied after regulation, teams will play a 15-minute overtime. Each team will have one opportunity to score. If, after each team has had one chance to score, the game is tied, the first team to score is crowned the winner.

REBOUND NETS – Goal-side rebound nets extend outward from each upright. The nets are 30-feet wide, 32-feet high and extend to 40 feet above the playing surface. The bottom bars of the frames are positioned eight (8) feet above the surface. The “scoring area” is nine-feet wide and 15-feet high. Nets are stretched taut so that a missed kick attempt will rebound off the net and back into the field of play. Once the ball caroms off the net, it’s live.

SIDELINE BARRIERS – Similar to the sideboards that surround a hockey rink, the sideline barrier encircles the playing surface. The barrier is made of a high-density foam pad, measuring four (4) inches thick.

STUNTING OR TWISTING – When a defensive lineman is rushing the passer, there’s no “stunting” or “twisting.” In other words, linemen are required to power past offensive linemen.

TIGHT END – One (1) offensive lineman must declare himself a tight end prior to the snap by simply raising his arm and “declaring” himself a tight end. The Mac (rush-eligible) linebacker must line-up on the opposite side of the center from the tight end.

TWO-WAY PLAYERS – One of the most “throwback” features of the Arena Football League is the fact that the game features eight-on-eight football, where at times, some players will play both offense and defense.

AFL 2016 WEEK-BY-WEEK SCHEDULE

All times Eastern. All games subject to change.

<p>Week 1 Friday, April 1, 2016 Philadelphia _____ @ Cleveland _____, 7 pm Orlando _____ @ Tampa Bay _____, 7 pm Arizona _____ @ Portland _____, 10 pm Saturday, April 2, 2016 Jacksonville _____ @ Los Angeles _____, 9 pm</p> <p>Week 2 Saturday, April 9, 2016 Tampa Bay _____ @ Cleveland _____, 7 pm Portland _____ @ Orlando _____, 7:30 pm Arizona _____ @ Los Angeles _____, 11 pm Monday, April 11, 2016 Jacksonville _____ @ Philadelphia _____, 7 pm</p> <p>Week 3 Saturday, April 16, 2016 Los Angeles _____ @ Cleveland _____, 7:30 pm Tampa Bay _____ @ Arizona _____, 9 pm Sunday, April 17, 2016 Portland _____ @ Philadelphia _____, 4 pm Monday, April 18, 2016 Orlando _____ @ Jacksonville _____, 7 pm</p> <p>Week 4 Saturday, April 23, 2016 Cleveland _____ @ Philadelphia _____, 4 pm Arizona _____ @ Jacksonville _____, 7 pm Los Angeles _____ @ Orlando _____, 7:30 pm</p> <p>Week 5 Friday, April 29, 2016 Orlando _____ @ Cleveland _____, 7 pm Saturday, April 30, 2016 Portland _____ @ Arizona _____, 9 pm Sunday, May 1, 2016 Jacksonville _____ @ Tampa Bay _____, 2 pm Monday, May 2, 2016 Philadelphia _____ @ Los Angeles _____, 10 pm</p>	<p>Week 6 Friday, May 6, 2016 Jacksonville _____ @ Cleveland _____, 7 pm Saturday, May 7, 2016 Arizona _____ @ Orlando _____, 7:30 pm Los Angeles _____ @ Portland _____, 10 pm Monday, May 9, 2016 Tampa Bay _____ @ Philadelphia _____, 7 pm</p> <p>Week 7 Friday, May 13, 2016 Portland _____ @ Cleveland _____, 7 pm Tampa Bay _____ @ Orlando _____, 7:30 pm Saturday, May 14, 2016 Arizona _____ @ Philadelphia _____, 6:30 pm</p> <p>Week 8 Saturday, May 21, 2016 Portland _____ @ Jacksonville _____, 7 pm Orlando _____ @ Philadelphia _____, 7:30 pm Los Angeles _____ @ Arizona _____, 9 pm Monday, May 23, 2016 Cleveland _____ @ Tampa Bay _____, 7:30 pm</p> <p>Week 9 Friday, May 27, 2016 Jacksonville _____ @ Orlando _____, 7:30 pm Saturday, May 28, 2016 Philadelphia _____ @ Cleveland _____, 7 pm Portland _____ @ Los Angeles _____, 10 pm Sunday, May 29, 2016 Arizona _____ @ Tampa Bay _____, 2 pm</p> <p>Week 10 Friday, June 3, 2016 Arizona _____ @ Cleveland _____, 7 pm Saturday, June 4, 2016 Philadelphia _____ @ Jacksonville _____, 7 pm Sunday, June 5, 2016 Orlando _____ @ Los Angeles _____, 6 pm Monday, June 6, 2016 Tampa Bay _____ @ Portland _____, 10 pm</p>	<p>Week 11 Saturday, June 11, 2016 Los Angeles _____ @ Philadelphia _____, 3 pm Jacksonville _____ @ Tampa Bay _____, 5 pm Portland _____ @ Arizona _____, 9 pm Monday, June 13, 2016 Cleveland _____ @ Orlando _____, 7:30 pm</p> <p>Week 12 Friday, June 17, 2016 Philadelphia _____ @ Arizona _____, 10 pm Saturday, June 18, 2016 Orlando _____ @ Jacksonville _____, 7 pm Los Angeles _____ @ Tampa Bay _____, 7:30 pm Monday, June 20, 2016 Cleveland _____ @ Portland _____, 10 pm</p> <p>Week 13 Friday, June 24, 2016 Tampa Bay _____ @ Orlando _____, 7:30 pm Saturday, June 25, 2016 Cleveland _____ @ Jacksonville _____, 7 pm Sunday, June 26, 2016 Arizona _____ @ Los Angeles _____, 6 pm Monday, June 27, 2016 Philadelphia _____ @ Portland _____, 10 pm</p> <p>Week 14 UNIVERSAL BYE</p> <p>Week 15 Saturday, July 9, 2016 Cleveland _____ @ Philadelphia _____, 6 pm Jacksonville _____ @ Arizona _____, 9:30 pm Orlando _____ @ Portland _____, 10 pm Monday, July 11, 2016 Tampa Bay _____ @ Los Angeles _____, 10 pm</p>	<p>Week 16 Saturday, July 16, 2016 Philadelphia _____ @ Tampa Bay _____, 4 pm Cleveland _____ @ Los Angeles _____, 10 pm Jacksonville _____ @ Portland _____, 10 pm Monday, July 18, 2016 Orlando _____ @ Arizona _____, 9:30 pm</p> <p>Week 17 Saturday, July 23, 2016 Portland _____ @ Tampa Bay _____, 5 pm Los Angeles _____ @ Jacksonville _____, 7 pm Sunday, July 24, 2016 Cleveland _____ @ Arizona _____, 9 pm</p> <p>Week 18 Saturday, July 30, 2016 Philadelphia _____ @ Orlando _____, 7:30 pm Sunday, July 31, 2016 Tampa Bay _____ @ Jacksonville _____, 5 pm Monday, August 1, 2016 Los Angeles _____ @ Portland _____, 10 pm</p>
--	--	--	---

POSTSEASON PROCEDURES

- All eight teams will participate in the postseason
- There will be one (1) conference top seed and three (3) wildcards in each conference.
- Seeding in each Conference is based on overall record, with the top record in each Conference reserved for that Conference's #1 seed (overall seed #1 and #2 respectively) (i.e.--- Team A in American Conference has the top record at 12---4. Team B has second best record in the American conference at 11---5. Team C in the National Conference has a record of 10---6; Team A earns #1 seed, Team C earns #2 seed and Team B earns #3 seed)
 - 1st and 2nd seed--- one team in each conference with best overall record
 - 3rd---8th seeds--- best overall records amongst all remaining AFL teams (based on tiebreakers)

DEFINITIONS

Strength of Schedule --- Combined winning percentage of opponents played.

Point Differential --- The difference between a team's total points (offense) and the points scored against them (defense).

Turnover differential --- The difference between the number of times an AFL team has taken the ball away from the opponent through either an interception or fumble and the number of times the team has given up the ball to the opposition through a thrown interception or lost fumble.

Winning percentage --- Total number of wins divided by total number of games.

CONFERENCE CHAMPIONS --- TWO TEAMS

1. Head---to---head (best winning percentage in games between the clubs)
2. Point differential in head---to---head games
3. Strength of Schedule
4. Turnover Differential
5. Coin toss

CONFERENCE CHAMPIONS --- THREE OR MORE TEAMS

(Note: If three or more teams are tied, follow steps until one team is eliminated. Once two teams remain, revert back to Step 1 of the two---team tiebreaker to determine which team advances.)

1. Head---to---head (best winning percentage in games between the clubs)
2. Point differential in head---to---head games
3. Strength of Schedule
4. Turnover Differential
5. Coin toss

WILDCARD

(Note: If three or more teams are tied, follow steps until one team is eliminated. Once two teams remain, revert back to Step 1 of the two---team tiebreaker to determine who advances)

1. Head---to---head (best winning percentage in games between the clubs)
2. Point differential in head---to---head games
3. Strength of Schedule
4. Turnover Differential
5. Coin toss

CONFERENCE SEEDING TIE BREAK PROCEDURE

1. Head---to---head (best winning percentage in games between the clubs)
2. Point differential in head---to---head games
3. Strength of Schedule
4. Turnover Differential
5. Coin toss

ARENABOWL TIE BREAK PROCEDURE

1. Highest Postseason Seed
2. Overall record (best winning percentage)
3. Head---to---head (best winning percentage in games between the clubs)
4. Point differential in head---to---head games
5. Strength of Schedule
6. Turnover Differential
7. Coin toss

MISSION STATEMENT

"To serve our community with pride and passion as a quality example of individual and team excellence on the field, in the office, at the arena and within the community by consistently exceeding our customers' expectations by demonstrating the highest character, appreciation and respect for our game, customers, teammates and partners as a cost-effective and visionary organization providing a total entertainment experience."

FANS' BILL OF RIGHTS

In furtherance of our Mission Statement, we, the players, coaches, officials, staff and owners of the AFL are thankful to the Fans that we serve, appreciate their support and dedicate ourselves collectively to protecting their rights as the greatest sports and entertainment Fans in the world.

We believe that every Fan is entitled to a wholesome environment for guests and family members, free of violence, profane gestures and language or rude and invasive behavior that could in any way interfere with a first-class entertainment experience.

We believe that every Fan demands that we maintain absolute respect for the game of Arena Football and maintain the integrity of the finest of fair competition at all times.

We believe that every Fan deserves our very best effort on a consistent basis, on every play on the field, every action in the stands, every call to our office, and every involvement in our community.

We believe that every Fan is entitled to a total entertainment experience at an affordable cost for all members of the family from the time they arrive at the arena to the time they depart.

We believe that every Fan should receive the very best in competitive football, entertainment, merchandise, food and beverage for their purchasing power.

We believe that every Fan is entitled to interact with and have access to players and coaches for autographs and conversation in recognition of their support at every game.

We believe that Fans are entitled to fast, accurate, and complete information about our players, coaches, League, games, and performance.

We believe that Fans expect the Arena Football League to be comprised of gentlemen and ladies who are examples and role models for youth, free of physical violence, drugs, alcohol, and gambling abuse.

We believe that Fans expect us to honor our country and to be involved in our communities to make contributions for a better, safer, and more positive place to live.

We believe that Fans should know that we are committed to serve and not to be served, to give and not to just take, and to inspire and encourage people to higher levels of personal and professional achievement, growth, maturity, and respect for each other.