



## TABLE OF CONTENTS

LA KISS Directory	2
2015 LA KISS Schedule	4
Ownership	5-8
Front Office	9-14
Football Operations	15-21
Medical Staff	22-23
Alphabetical Roster	25
Numerical Roster	26
Players	27-53
AFL Information	54-65
History of the LA KISS	67
2014 Yearly Breakdown	68-71
2015 Season in Review	73-90
2015 Game Recaps	91-126
All-Time Individual Records	127
All-Time Highs and Lows	128
All-Time Coaches	129
All-Time Roster	129
Media Information	130-131
Arena Info	132
KISS in the Community	133
LA KISS Girls	134

OWNERS	
Owner	Gene Simmons
Owner	Paul Stanley
Owner	Doc McGee
FRONT OFFICE STAFF	
Chief Executive Officer	Joe Windham
Director of Ticket Operations	Chris Tamburrelli
Creative Director	April Caroselli
Director Sales & Partnership Activation	Brian Tademy
Manager of Strategic Sales	Chris Fraterrigo
Game Operations Coordinator	Nicole Windham
Sponsor & Operations Coordinator	Adam Stine
Account Executive	Joshua Jones
Media Relations Coordinator & Account Executive	Will Proctor
Account Executive	Tony Pape
Dancer Director/ Choreographer	Lindsay Rodolico
FOOTBALL OPERATIONS STAFF	
Head Coach	Omarr Smith
Assistant Head Coach	Walt Housman
Wide Receivers Coach	Russell Shaw
Defensive Line Coach	David Watson
Defensive Backs Coach	Wendall Davis
Director of Player Personnel	Daniel Frazer
Strength and Conditioning Coach	Nick Donnelly
Head Equipment Manager	Jay Rosario
Football Video Coordinator	Bobby Fulmore
Head Athletic Trainer	Jesse Geffon

## CREDITS

The 2016 LA KISS Media Guide was created by Media Relations Coordinator, Will Proctor and Creative Director, April Caroselli. Edited by Josh Jones. Assistance provided by LA KISS interns, Andrea Zenere, Jacob Melendez and Lauren Toliver.

**LA KISS** FOOTBALL



# 2016 SEASON SCHEDULE

## 2016 LA KISS SCHEDULE

WK	DATE	TIME	OPPONENT	BROADCAST
1	4/2	6:00 PM	Jacksonville Sharks	ESPN 2
2	4/9	8:00 PM	Arizona Rattlers	ESPN 2
3	4/16	4:30 PM	Cleveland Gladiators	CBSSN
4	4/23	4:30 PM	Orlando Predators	
5	5/2	7:00 PM	Philadelphia Soul	
6	5/7	7:00 PM	Portland Steel	
7	<b>BYE WEEK</b>			
8	5/21	6:00 PM	Arizona Rattlers	
9	5/28	7:00 PM	Portland Steel	
10	6/5	3:00 PM	Orlando Predators	
11	6/11	12:00 PM	Philadelphia Soul	
12	6/18	4:30 PM	Tampa Bay Storm	
13	6/26	3:00 PM	Arizona Rattlers	
14	<b>BYE WEEK</b>			
15	7/11	7:00 PM	Tampa Bay Storm	
16	7/16	7:00 PM	Cleveland Gladiators	CBSSN
17	7/23	4:00 PM	Jacksonville Sharks	
18	8/1	7:00 PM	Portland Steel	CBSSN

All times list are in Pacific Time and are subject to change  
For current schedule go to [lakissfootball.com/schedule](http://lakissfootball.com/schedule)

# LA KISS FOOTBALL



# OUR ELITE OWNERSHIP

# GENE SIMMONS

## OWNER

Gene Simmons is an Israeli-born American rock bass guitarist, singer-songwriter, record producer, entrepreneur, actor, and television personality. Known by his stage persona The Demon, he is the bass guitarist/co-lead vocalist of Kiss, the rock band he co-founded in the early 1970s. With Kiss, Simmons has sold more than 100 million albums worldwide.



Gene Simmons is a known advocate for ChildFund International's work. He traveled to Zambia during his "Gene Simmons Family Jewels" show to visit several of his sponsored children, of whom he has more than 140. Gene said, "is a stark reminder that life doesn't treat everyone the same."

Gene Simmons' family received the MEND Humanitarian Award for their philanthropic efforts and support for Mending Kids International at the organization's annual gala on November 9, 2013. The award was presented by Mel Gibson. In his acceptance speech, Gene spoke of his own difficult childhood in Israel in a bullet-ridden house. He recalled his mother's excitement when they received a CARE box one day; it wasn't about the contents, it was about knowing that someone cared and that they weren't alone – it gave them hope.

# PAUL STANLEY

## OWNER

Paul Stanley, is an American hard rock guitarist, singer, and painter, best known for being the frontman of the rock band Kiss. He is the writer or co-writer of many of the band's highest-charting hits. Stanley established the "Starchild" character for his Kiss persona.



Hit Parader ranked him 18th on their list of Top 100 Metal Vocalists of All Time.

Gibson.com Readers Poll also named him 13th on their list of Top 25 Frontmen.

# DOC McGhee

OWNER



Doc McGhee is an American music manager, best known for working with Kiss, Bon Jovi and Mötley Crüe. The latter two groups experienced their rise to stardom under his management. He has also worked with Hootie & the Blowfish. He was in a reality series for VH1 called "Supergroup" along with Scott Ian, Ted Nugent, Evan Seinfeld, Sebastian Bach and Jason Bonham.

**Bands managed:**

- Mötley Crüe (1982-1989)
- Bon Jovi (1984-1991)
- Guns N' Roses (2010-2011)
- Kiss (1995-)
- Skid Row (1988-)
- The Front (1989 -1994)

**Bands managed (cont'd):**

- Hootie & the Blowfish
- Scorpions
- Benise
- Jypsi (2007-2010)
- Nico Vega (2009-2010)

**Bands managed (cont'd):**

- Night Ranger (2007-)
- Crooked X (2007-2008)
- Vintage Trouble (2010-)
- Drew Davis Band
- Down (band)





# FRONT OFFICE

# JOE WINDHAM

President and CEO

Image  
Coming  
Soon

Joe Windham is entering his second year as President and CEO of the LA KISS, where he oversees both business and football operations. Windham has 12 years of executive leadership in the Arena Football League (AFL), NASCAR, National Hot Rod Association (NHRA), Minor League Baseball, Independent Baseball, and more. Prior to joining the LA KISS, Windham was the President of the AFL Champion Arizona Rattlers from 2011 to 2014, where he oversaw all business and game operations. During that time, the Rattlers won three consecutive championships, and in 2013, Windham was awarded AFL Executive of the Year.

Prior to joining the Rattlers, Windham served as a business advisor for several startup companies and business re-organizations. He has also acted as general manager for an independent professional baseball organization in California. Windham's background also includes several years of experience in the NHRA. Most notably, Windham worked with 16-time world champion funny car driver and owner John Force along with car owners Roland Leong and K.C. Spurlock.

Windham was born in Sacramento, CA. He and his wife Vanessa have five children: Joey, Nicole, Christina, Vivian and Veronica. Windham also has three grandchildren: Connor, Colin and Ava.

# CHRIS TAMBURRELLI

Director of Ticket Operations

Image  
Coming  
Soon

Chris Tamburrelli has been Director of Ticket Operations for LA KISS since its inception three seasons ago. Before joining the team, he spent 15 seasons with the Orlando Predators of the AFL. Tamburrelli is originally from Arizona and currently resides here in California with his wife, Michele, and two daughters, Raya and Dara.

# APRIL CAROSELLI

Creative Director

Image  
Coming  
Soon

# BRIAN TADEMY

Director of Sales and Partnership Activation

Image  
Coming  
Soon

Brian Tademy has recently joined the LA KISS as the Director of Sales & Partnership Activation. His role is to sign new partners for the LA KISS and then manage the marketing, activation and fulfillment.

Prior to joining the LA KISS, Tademy was the Senior Director of Multicultural and Affinity Marketing at Denny's. In this role, he developed marketing strategies designed to reach Hispanic and African American audiences nationally. During his tenure at Denny's, Brian held multiple other marketing positions where his strategic vision and direction helped with Denny's growth and success.

Tademy worked with affinity programs in the sports, music and entertainment industries and has led to promotional partnerships at the national and local level with a variety of companies, including Coca-Cola, Los Angeles Lakers, Los Angeles Dodgers, Live Nation, San Francisco Giants, California Avocado Board, Knott's Berry Farm, San Diego State and the San Diego Zoo.

Tademy worked to help enhance Denny's Corporate Citizenship, by spearheading projects that have raised nearly a half million dollars for a variety of charities across the country. He initiated the Shami Sall's "Hands Up" Memorial Scholarship program that provided nine scholarships in two years to high school and college students.

Tademy has spent more than 25 years working with national brands to grow their marketing strategies and connect them with their target consumers. He holds a Master's of Business Administration in marketing from Golden Gate University and a Bachelor's of Science in Marketing Management from Virginia Tech. Brian resides in Mission Viejo, California with his wife and two children.

# NICOLE WINDHAM

Game Operations & Special Events Coordinator

Image  
Coming  
Soon

# ADAM STINE

Sponsor & Operations Coordinator

Image  
Coming  
Soon

Adam Stine enters his second year with the LA KISS where he is responsible for a number of duties, including coordinating business, team and game operations, sponsorship fulfillment/activation and merchandising. Stine is an Alumni of the University of Missouri where he received his bachelor's degree in Sports Management. Stine was brought on at the start of the 2015 season and has continued to grow with the organization. Stine spent time interning for NASCAR at the Chicagoland Speedway, as well as some time with the Chicago Bulls organization. Stine is the son and grandson of Illinois High School Football Coaches, Everett and Mike Stine, whom together have over 60 years of football coaching experience.

Stine is originally from Naperville, IL and currently resides in Newport Beach, CA. Stine is a fan of the St. Louis Cardinals and the Chicago Blackhawks. He is the father of his dog, Buddha, and he also loves his Mother very much. HI MOM!

# CHRIS FRATERRIGO

Manager of Strategic Sales

Image  
Coming  
Soon

Chris Fraterrigo enters his second season with the LA KISS where he is responsible for the overall ticket sales department. Fraterrigo graduated from Fitchburg State College in 2008 with a degree in Business Management while playing for the Men's Hockey team. Fraterrigo has four years of sports sales experience. He started as an Inside Sales Representative with the Phoenix Coyotes. He then moved across town to the Pheonix Suns, where he was an Account Representative. Fraterrigo has an ArenaBowl championship ring, as he was the Manager of Strategic Sales for the 2014 ArenaBowl Champion Arizona Rattlers.

Fraterrigo is originally from Laguna Hills, CA and currently resides in Aliso Viejo, CA.

# JOSHUA JONES

Account Executive

Image  
Coming  
Soon

Joshua Jones enters his third season as an Account Executive with the LA KISS. He is responsible for building long-lasting relationships with residents and local businesses while making sure that fans have an incredible experience at all LA KISS games! Jones is born and raised in Orange County; he grew up in Fullerton, California and graduated from California State University, Fullerton with a Bachelor's degree in Business Marketing. Before joining the LA KISS, Jones worked for the Los Angeles Blues and the CSUF intramural department. Jones enjoys spending his free time watching and participating in sports, as well as attending concerts.

Jones currently resides in Anaheim, California with his fiancé, Rose.

# WILL PROCTOR

Media Coordinator & Account Executive

Image  
Coming  
Soon

Will Proctor enters his second season with the LA KISS, his first as the Media Coordinator and an Account Executive. He is not only responsible for the team's media relations, but also season and group ticket sales. Proctor joined the LA KISS as a Game Operations and Media Relations intern at the start of the 2015 season. Prior to the LA KISS, Proctor worked as a Student Manager for the UC Irvine Baseball team and as a Building Supervisor with UC Irvine Campus Recreation.

Proctor graduated from University of California, Irvine with two Bachelor's Arts degrees, Business Economics and History, in 2015. The native of Santa Barbara, CA currently resides in Irvine, CA.

# TONY PAPE

Account Executive

Image  
Coming  
Soon

Tony Pape enters my his season with the LA KISS as an Account Executive, where he is responsible for both season and group ticket sales. Pape graduated from Bowling Green State University in 2015, with a degree in sport management and minor in general business. Before working with the LA KISS, Pape had various sports internships within the Chicago area. He worked in the operations department for Northwestern University, Chicago Bulls, Chicago White Sox, and the AFL Front Office.

Pape, originally from in Naperville, IL, currently resides in Newport Beach, California.

**LA KISS** FOOTBALL



# FOOTBALL OPERATIONS

# OMARR SMITH

## HEAD COACH

Image  
Coming  
Soon

Omarr Smith begins his first season as the Head Coach of the LA KISS. Smith was previously assistant Head Coach of the ArenaBowl Champion San Jose SaberCats. This will be his fifteenth year in the Arena Football League (AFL) and is tied with the late Coach Tim Marcum with 7 ArenaBowl championships.

A native of Torrance, California, Smith attended Bishop Montgomery High School and earned all-league honors in football, basketball and track. His skills earned him a football scholarship to San Jose State University where he played all four years. After graduating from San Jose State, Smith joined the AFL where he was a key part to three championship seasons with the San Jose SaberCats in 2002, 2004 and 2007. He was also with the Tampa Bay Storm during their championship season in 2003. Smith's famed career ended after his 9th season in the AFL. He tallied an impressive 35 interceptions, 88 pass breakups and 8 defensive touchdowns.

Smith brings seven years of coaching experience to the LA KISS. He spent the last two years with the San Jose SaberCats, as assistant Head Coach, winning the ArenaBowl again in 2015. Prior to the SaberCats, he served as the defensive coordinator for the Arizona Rattlers, where his defense surrendered the second least points per game from 2011-2013 and won the ArenaBowl in both 2012 and 2013. "It is of course bittersweet as the San Jose Sabercats will always hold a very special place in my heart and in my family's," said Omarr Smith, head coach of the LA KISS.



## Coaching Staff

# WALT HOUSMAN

## ASSISTANT HEAD COACH

Image  
Coming  
Soon

Coach Hous is entering his third season as the Assistant Head Coach of the LA KISS. Prior to being a part of the LAKISS' inaugural coaching staff, he spent two stints, totaling 11 years, with Chicago Rush. From 2001 to 2008 Coach Hous served as the Rush's Defensive Coordinator and from 2011-2013 he was both the Assistant Head Coach and the Defensive Coordinator.

Coach Hous' resume includes 13 years of collegiate coaching experience. He started his coaching career, while still a player in the AFL, in 1988 with the Upsala Vikings.

After he finished his playing career, Coach Hous joined the Tulane University coaching staff as a Volunteer Assistant Coach. He then spent seven seasons at South Dakota from 1992-1998, serving as Defensive Coordinator for the final two years. He then was the Central Connecticut Defensive Line coach for the 1999 season. In 2000, Coach Hous was apart of the Saint Anselm's coaching staff. From 2009 to 2010, during the AFL's hiatus, Coach Hous joined the coaching staff of the Holy Cross Crusaders.

Prior to coaching, Coach Hous played in the NFL for one season, for the New Orleans Saints, and spent four years in the AFL. He retired after the 1991 AFL season.

Coach Hous, after spending two years on the University of Iowa's football team, transferred to Upsala College, where he played football for three years. He graduated as a Viking in 1987 with a Bachelor's of Science in Business Administration.

The native of Merrimack, New Hampshire is the proud son of Janice Housman and the late Walt Housman Jr. He is honored to be the uncle of his two nieces, Sydney, who is also his goddaughter, and Riley, as well as his nephew, Jackson. Coach Hous has been with his loving girlfriend, Kristine Silva for over eight years.

## Coaching Staff

# RUSSELL SHAW

## WIDE RECEIVERS COACH

Image  
Coming  
Soon

Coach Shaw is entering his second season as the Wide Receiver Coach of the LA KISS. He brings National Championship playing experience at the collegiate and Arena Football levels. He also has 6 years of head coaching experience on his resume.

After playing junior college, Coach Shaw transferred to the University of Michigan when he was ranked the number 1 junior college wide receiver by the National Recruiting Advisor, and was named to the JUCO All-American 1st team as a kick returner. As a seven year Arena Football League player, he amassed over 2150 all-purpose yards, 22 touchdowns and an AFL championship with the Chicago Rush. Coach Shaw kicked off his AFL career with the Los Angeles Avengers and played receiver and defensive back. Coach Shaw is a pillar of the community. He is a mentor, high school track and football coach, as well as Pop Warner football coach. Coach Shaw holds degrees from El Camino, Michigan and California State University, Dominguez Hills.

# DAVID WATSON

## OFFENSIVE AND DEFENSIVE LINE COACH

Image  
Coming  
Soon

Coach David Watson, has 15 plus years of coaching experience with USC, Michigan State, Division II, HS, and youth levels. As a Coach he has inspired 76 NFL draft picks, multiple free agents and HS players, to accomplish, and exceed their goals both on and off the field. Coaching Offensive Line, Defensive Line, Coach Watson takes great pride in teaching effort first, mastering fundamentals, and big picture teaching. His contagious energy, effort, and enthusiasm, coupled with his passion to see kids succeed in football, and in life, are the underpinnings which empower all athletes to persevere, adapt, and overcome.

Coach Watson has been Married to his lovely bride for 14 years. They are blessed with two sons; Iain, 10 and Colin, 8. The native of Bloomington Minnesota, currently resides in El Segundo, CA.

## Coaching Staff

# WENDELL DAVIS

## Defensive Backs Coach

Image  
Coming  
Soon

Coach Davis is entering his first year as the Defensive Backs Coach of the LA KISS. Prior to joining the coaching staff of the LA KISS, Coach Davis was the Head Coach of the San Angelo Bandits of the Champions Indoor Football League (CIF). He previously was the Head Coach and Director of Football Operations for the Texas Revolution (CIF).

After graduating from the University of Oklahoma, Coach Davis was selected in the sixth round (207 overall pick) of the 1996 NFL draft by the Dallas Cowboys. From 2006 to 2009, he appeared in 34 games with the Cowboys. Coach Davis also has four years of AFL playing experience. He saw action with the Arizona Rattlers and the Grand Rapids Rampage, but spent most of his AFL career on the San Jose SaberCats, where he won two ArenaBowl Championships.

Coach Davis was born and raised in Wichita, Kansas.

# NICK DONNELLY

## Strength and Conditioning Coach

Image  
Coming  
Soon

Nick Donnelly became the Head Strength and Conditioning Coach for the LA KISS in 2016. Donnelly brings a wealth of experience and knowledge in strength and conditioning both at the Football Bowl Subdivision (FBS) level and in private business. He began his coaching career at Smoky Hill High School in Aurora, Colorado as a varsity safeties/ outside linebackers coach. In 2014 Donnelly worked with the University of Wyoming strength and conditioning staff and the Cowboy football team. In the spring of 2015 Donnelly was a Graduate Assistant Strength and Conditioning Coach at the University of Central Missouri, overseeing the Mules baseball and wrestling teams in the weight room while assisting with football. In the summer of 2015 Donnelly moved to Southern California to work with the USC strength and conditioning staff and the Trojan football team. The Trojans finished the season as Pac-12 South Champs and earned a trip to the Holiday Bowl. Donnelly graduated from Metropolitan State University of Denver with a Bachelors degree in Exercise Science. Coach Donnelly also holds certifications from USAW, FMS, and NASM-PES, CES.

Donnelly is a native of Denver, Colorado and enjoys spending time with family and friends, weight lifting, and fishing.

# DANIEL FRAZER

Director of Player Personnel

Image  
Coming  
Soon

Daniel Frazer is entering his first season as the Director of Player Personnel of the LA KISS. Frazer joins the LA KISS after spending three successful years as the Assistant Director of Player Personnel for the San Jose SaberCats.

Frazer analyzes the current LA KISS roster and recent player acquisitions, while advising on positions that need to be addressed. He will also monitor the AFL free agent market, and assess NFL and CFL roster cuts. During the season, Frazer will be in charge of maintaining continuous depth on the team's roster, setting up free agent workouts and examining the talent of the NFL, CFL and AFL. During Frazer's three seasons in San Jose, the SaberCats had a combined record of 46-11 and appeared in the playoffs three consecutive times. The SaberCats most recently won the 2015 ArenaBowl Championship, and won back to back Pacific Division championships in 2014 and 2015. Frazer also assisted in promoting 15 players back onto NFL and CFL rosters.

The native of Claremont, California graduated from Cal State Long Beach in 2010, when he earned a Bachelor's degree in Kinesiology. Frazer attended Claremont High School, where he played football and soccer for four years.

## FOOTBALL OPERATIONS

# JAY ROSARIO

## Head Equipment Manager

Image  
Coming  
Soon

Jay Rosario is entering his third season with the LA KISS, his second as the Head Equipment Manager. In March, 2014 he was brought onboard as an Equipment intern and was promoted to Head Equipment Manager prior to the 2015 season.

Rosario attended Hyles Anderson College in Crown Point, Indiana. He graduated in 2007 with a Bachelor of Science in Theology. Rosario, a native of Chicago, Illinois, currently lives in Anaheim Hills, CA with and his wife, Sarah, and two daughters, Sophia and Brooklyn.

# BOBBY FULMORE

## Video Coordinator

Image  
Coming  
Soon

Bobby Fulmore is entering his second season with the LA KISS, his first as the team's Video Coordinator. In 2015, Fulmore served as the Video Coordinator for the Santa Ana College Football team. He has prior experience in the News Room of the Tuscaloosa News.

Fulmore attended Stillman College in Tuscaloosa, Alabama. He graduated in 2012 with a Bachelor's of Arts in Journalism. The native of Oakland, California, currently resides in Santa Ana, California.

# JESSE GEFFON

## Head Athletic Trainer

Image  
Coming  
Soon

Jesse Geffon is entering his first season as the Head Athletic Trainer of the LA KISS. Prior to joining the LA KISS, Geffon spent the 2015 AFL season as the Head Athletic Trainer with the San Jose SaberCats. He was also the Head Athletic Trainer for the Arizona Rattlers in 2013 and has been the Director of Athletic Training for the United Football League since 2011.

In 2014, Geffon was a Resident Performance Medicine therapist for Cirque Du Soleil. In addition, he has experience with, the Oklahoma City Thunder, the Tampa Bay Buccaneers and multiple NCAA athletic programs, including the University of Oklahoma and Florida State University.

He graduated from Florida State University with a Bachelors of Science in 2005. In 2009, Geffon received his Masters in Human Relations from the University of Oklahoma. He currently resides in Las Vegas, Nevada.

# DR. SCOTT GRAHAM

Medical Director & Medical Doctor

Image  
Coming  
Soon

Dr. Scott Graham is entering his first years as the Medical Director and Medical Doctor for the LA KISS. Dr. Graham is on the Board of SCOS Orthopedics, which is a specialty Orthopedic Medical Group in Orange County. SCOS has three offices throughout Orange County and provides sub-specialty Orthopedic Surgery services to its patients. Dr. Graham also holds a Subspecialty Certification in Orthopedic Sports Medicine. This certification means the American Board of Orthopedic Surgery recognizes him as one of the few Sports Medicine Orthopedic Surgeons who has achieved the highest level of proficiency in Sports Medicine.

Quote from Joe here

After obtaining his BS from USC in 1991 and graduating from USC School of Medicine in 1995, Dr. Graham completed a residency in Orthopedics at UC Irvine Medical Center, which is one of the premiere "Hands On" training centers for orthopedic surgeons. During his residency, Dr. Graham worked at the Kerlan-Jobe Orthopedic Clinic as an assistant team physician with the Los Angeles Lakers and Anaheim Angels.

Following his residency, Dr. Graham traveled to the prestigious Cleveland Clinic for further training with a Fellowship in Sports Medicine. Throughout his Fellowship, Dr. Graham was the Team Physician and Orthopedic Consultant for the NFL's Cleveland Browns, NBA's Cleveland Cavaliers and the WNBA's Cleveland Rockers. He also worked at the NFL Combine evaluating players for the NFL Draft process and was on staff for Rookie and Veteran Camps.

Throughout his training, Dr. Graham has published many research articles in peer-reviewed journals. He has also received several notable awards for his research in Sports Medicine, which he has presented at National and International venues.

Dr. Graham has been the team physician for Santa Margarita Catholic High School Athletics for many years. In addition, he continues to care for and treat athletes as a Sports Medicine Specialist for nearly all the regional high school and college athletes in both North and South Orange County. He is also the Medical Director of Athletics, as well as the Program Director for Athletic Training, for NCAA Division II Concordia University.

# LA KISS FOOTBALL



# 2016 LA KISS PLAYERS



# Alphabetical Roster

#	NAME	POS.	HGT	WGT	DOB	College	Exp
54	Afusia, Kody	OL/OC	6-2	310	8/11/92	Hawaii	R
92	Benthin, Gustave	NG	6-2	300	2/10/91	W. Oregon	1
74	Bond, Travis	OL	6-5	329	12/10/90	North Carolina	R
31	Bridget, Courtney	DB	6-2	190	3/22/91	Hampton	R
5	Collins, Brandon	WO	5-7	180	4/21/89	SE Louisiana	1
17	Fritz, Rodney	DL	6-1	270	5/8/87	Tenn State	2
	Harris, Randall	OL	6-4	310	11/19/91	Townson	R
	Jackson, Amari	WO	6-4	225	5/18/85	South Florida	5
7	Kizer, Rayshaun	DB	5-9	195	2/3/85	Walsh	6
31	Martinez, John	FB	6-2	325	7/23/91	USC	2
	Merrell, Jamil	DL	6-4	265	5/9/90	Rutgers	R
1	Morgan, Donovan	WO	6-3	215	7/29/82	Pearl River	5
34	Nixon, Rory	FB	6-1	305	9/10/91	St Augustines	2
3	Obi, Fred	DB	6-1	190	9/7/90	San Diego	1
55	Pittman, Marcus	DL	6-4	290	5/10/86	Troy	6
98	Pole, Kalafitoni	NG	6-1	310	2/28/92	Washington St	R
10	Stanley, Nathan	QB	6-4	225	1/24/89	SE Louisiana	2
4	Stephens, DJ	WO	5-11	180	9/9/90	Ark Monticello	4
56	Summers, Derrick	DE	6-1	265	6/19/88	Toledo	5
71	Tevaga, Shannon	OL	6-2	330	10/29/86	UCLA	4
	Thomas, Pete	QB	6-5	235	10/11/91	North Carolina St	R
65	Unga, JJ	OL	6-0	320	1/5/87	Midwestern St	R
6	Victorian, Josh	DB	5-10	190	7/10/88	La Tech	2
	Williams, Zack	OL	6-4	310	12/12/88	Washignton St	3
21	Willie, Mike	WO	6-3	225	6/17/90	Arizona St	1
32	Wright, Winston	DB	5-8	190	3/16/91	S. Dakota St	1

# Numerical Roster

#	NAME	POS.	HGT	WGT	DOB	College	Exp
1	Donovan Morgan	WO	6-3	215	7/29/82	Pearl River	5
3	Fred Obi	DB	6-1	190	9/7/90	San Diego	1
4	DJ Stephens	WR	5-11	180	9/9/90	Ark Monticello	4
5	Brandon Collins	WR	5-11	180	4/21/89	SE Louisiana	1
6	Josh Victorian	DB	5-10	190	7/10/88	La Tech	2
7	Rayshaun Kizer	DB	5-9	195	2/3/85	Walsh	6
10	Nathan Stanley	QB	6-4	225	1/24/89	SE Louisiana	2
17	Rodney Fritz	DL	6-1	270	5/8/87	Tenn State	2
21	Mike Willie	WR	6-3	225	6/17/90	Arizona St	1
31	Courtney Bridget	DB	6-3	190	3/22/91	Hampton	R
31	John Martinez	FB	6-2	325	7/23/91	USC	2
32	Winston Wright	DB	5-9	190	3/16/91	S. Dakota St	1
34	Rory Nixon	FB	6-1	305	9/10/91	St Augustines	2
54	Kody Afusia	OL/OC	6-2	310	8/11/92	Hawaii	R
55	Marcus Pittman	DL	6-4	290	5/10/86	Troy	6
56	Derrick Summers	DE	6-0	265	6/19/88	Toledo	5
65	JJ Unga	OL	6-0	320	1/5/87	Midwestern St	R
71	Shannon Tevaga	OL	6-2	330	10/29/86	UCLA	4
74	Travis Bond	OL	6-5	329	12/10/90	North Carolina	R
92	Gustave Benthin	NG	6-2	300	2/10/91	W. Oregon	1
98	Kalafitoni Pole	NG	6-2	310	2/28/92	Wash St	R
	Amari Jackson	WR	6-4	225	5/18/85	South Florida	5
	Randall Harris	OL	6-4	310	11/19/91	Townson	R
	Jamil Merrell	DL	6-4	265	5/9/90	Rutgers	R
	Pete Thomas	QB	6-5	235	10/11/91	North Carolina St	R
	Zack Williams	OL	6-4	310	12/12/88	Washington St	3

## PLAYERS

# KODY AFUSIA

Ht: 6'3" | Wt: 310 lbs | College: Hawaii  
Birthday: August 11th, 1992 | Age: 23 | Exp: 1

54  
OL/OC



**LA KISS 2015 SEASON:** Afusia appeared in the final four games of the regular season, starting three along the offensive line for the LA KISS.

**COLLEGE EXPERIENCE:** Afusia was a four-year contributor along the offensive line at the University of Hawaii. Started 23 games for the Rainbow Warriors in his final two seasons of eligibility, earning honorable mention All-Mountain West Conference honors as a senior in 2014.

## PLAYERS

# GUSTAVE BENTHIN

Ht: 6'2" | Wt: 300 lbs | College: Western Oregon  
Birthday: February 10th, 1991 | Age: 25 | Exp: 1

92  
NG



**AFL EXPERIENCE:** In 2015, Benthin saw action in one game as a rookie with the San Jose Sabercats.

**OTHER PRO EXPERIENCE:** San Diego Chargers (2015).

**COLLEGE EXPERIENCE:** Benthin played college football at Western Oregon, which is apart of the Great Northwest Athletic Conference (GNAC). He ranks second in the all-time GNAC record books with 30 total tackles-for-loss. He is has the fourth most sacks in conference history (13.5).

## PLAYERS

# TRAVIS BOND

Ht: 6'7" | Wt: 345 lbs | College: North Carolina  
Birthday: December 10th, 1990 | Age: 25 | Exp: R

74  
OL



**OTHER PRO EXPERIENCE:** Minnesota Vikings (2013), was a seventh round, 214 overall pick in the 2013 NFL draft; Carolina Panthers (2013), played in two games; St. Louis Rams (2014).

**COLLEGE EXPERIENCE:** Bond played in 51 games with 29 starts at North Carolina. He made 25 starts at right guard and four at right tackle. Bond was named All-Atlantic Coast Conference honorable mention as a senior in 2012.

## PLAYERS

# COURTNEY BRIDGET

Ht: 6'3" | Wt: 195 lbs | College: Hampton

Birthday: March 22nd, 1991 | Age: 25 | Exp: R

31  
DB



**OTHER PRO EXPERIENCE:** Washington Redskins (2014)

**COLLEGE EXPERIENCE:** After transferring from UNLV, the rookie finished his collegiate football career at the University of Hampton. He racked up 22 solo tackles, 29 assisted tackles and 5 pass break ups, as a senior.

## PLAYERS

# BRANDON COLLINS

5  
WR

Ht: 6'0" | Wt: 180 lbs | College: SE Louisiana  
Birthday: March 22nd, 1991 | Age: 25 | Exp: 1

**AFL EXPERIENCE:** In 2015, Collins saw action in three games as a rookie with the San Jose SaberCats.

**OTHER PRO EXPERIENCE:** New York Giants (2012-2013); Hamilton Tiger-Cats (2014).

**COLLEGE EXPERIENCE:** Played two seasons at the University of Texas before transferring to Southeastern Louisiana University, where he finished his senior season with 61 receptions for 746 yards and five touchdowns.

### KICK RETURN STATISTICS

YEAR	TEAM	NO	YARDS	YDS/ATT	LONG	TD
2015	SJS	2	27	13.5	15	0
<b>TOTAL</b>		2	27	13.5	15	0

### DEFENSE STATISTICS

YEAR	TEAM	SOLO	AST	TOT	SACKS	TFL	FF	FR	PBU	INT/YDS
2015	SJS	1	1	1.5	0.0	0.0	0	0	1	0/0
<b>TOTAL</b>		1	1	1.5	0.0	0.0	0	0	1	0/0

## PLAYERS

# RODNEY FRITZ

Ht: 6'1" | Wt: 270 lbs | College: Tennessee State

Birthday: May 8th, 1987 | Age: 38 | Exp: 1

17  
DL



**AFL EXPERIENCE:** Fritz, in 2015, tallied 11 tackles and five sacks in nine games as a rookie with the San Jose Sabercats. In 2011, he was assigned to the Tulsa Talons but did not see any game action.

**OTHER PRO EXPERIENCE:** Huntington Hammer UIFL (2011), led the team in tackles-for-loss and forced fumbles; Winnipeg Blue Bombers (2011-2013), in two seasons he recorded eight tackles and one sack.

**COLLEGE EXPERIENCE:** Fritz began his collegiate career at Highland Community College where he registered 58.5 tackles and three sacks with 9.5 tackles for loss in 2006. He transferred to Los Angeles Pierce College in 2007, collected 79.5 tackles and seven sacks with 19 tackles for loss, earning First Team Western State Conference honors. He then transferred to Tennessee State as a junior in 2008 and played in 17 games, recording 40 tackles and nine sacks.

### DEFENSE STATISTICS

YEAR	TEAM	SOLO	AST	TOT	SACKS	TFL	FF	FR	PBU	INT/YDS
2015	SJS	9	4	11.0	5.0	5.0	2	1	1	0/0
<b>TOTAL</b>		9	4	11.0	5.0	5.0	2	1	1	0/0



## PLAYERS

# RANDALL HARRIS

Ht: 6'4" | Wt: 310 lbs | College: Townson

Birthday: November 11th, 1991 | Age: 24 | Exp: R

OL



**OTHER PRO EXPERIENCE:** Cleveland Browns (2015)

**COLLEGE EXPERIENCE:** Harris was a three year starter at offensive tackle for Townson University. He was named first team ALL-CAA after an outstanding Junior season. He helped the Tigers advance to the 2014 FCS national championship game.

## PLAYERS

# AMARI JACKSON

Ht: 6'4" | Wt: 220 lbs | College: South Florida

Birthday: May 18th, 1985 | Age: 30 | Exp: 5

WR

**AFL EXPERIENCE:** Jackson in 2015 caught 92 passes for 1,173 yards and 24 touchdowns in 18 games with the Cleveland Gladiators. He also returned 74 kickoffs for 1,532 yards and three scores on the year. In 2014 he caught 110 passes for 1,341 yards and 21 touchdowns in 18 games with the Tampa Bay Storm. Jackson, in 2013, caught 44 passes for 603 yards and nine touchdowns splitting time between the Orlando Predators and San Jose Sabercats. Caught 77 passes for 1,012 yards and 20 touchdowns with the Tampa Bay Storm in 2012. As a rookie, in 2014, Jackson tied a Tampa Bay Storm single-season franchise record with 125 receptions. He also collected 1,619 yards and 35 touchdowns.

**OTHER PRO EXPERIENCE:** Tampa Bay Buccaneers (2008-2009).

**COLLEGE EXPERIENCE:** Played in 31 games for South Florida, hauling in 70 passes for 891 yards and five touchdowns in his three seasons with the Bulls.

### KICK RETURN STATISTICS

YEAR	TEAM	NO	YARDS	YDS/ATT	LONG	TD
2011	TB	1	11	11.0	11	0
2012	TB	6	144	24.0	57	1
2013	ORL	5	71	14.2	22	0
2014	TB	5	35	7.0	40	0
2015	CLE	74	1532	20.7	58	3
<b>TOTAL</b>		91	1793	19.7	58	4

### RECEIVING STATISTICS

YEAR	TEAM	REC	YARDS	YDS/REC	LONG	TD
2011	TB	125	1619	13.0	45	35
2012	TB	77	1012	13.1	45	20
2013	ORL/SJS	44	603	13.7	49	9
2014	TB	110	1341	12.2	40	21
2015	CLE	92	1173	12.8	46	24
<b>TOTAL</b>		448	5748	12.8	49	109

### DEFENSE STATISTICS

YEAR	TEAM	SOLO	AST	TOT	SACKS	TFL	FF	FR	PBU	INT/YDS
2011	TB	12	2	13.0	0.0	0.0	0	0	0	0/0
2012	TB	6	0	6.0	0.0	0.0	0	0	0	0/0
2013	SJS	3	2	4.0	0.0	0.0	0	0	0	0/0
2014	TB	1	1	1.5	0.0	0.0	0	0	0	0/0
2015	CLE	5	1	5.5	0.0	0.0	0	0	0	0/0
<b>TOTAL</b>		27	6	30.0	0.0	0.0	0	0	0	0/0

### RUSHING STATISTICS

YEAR	TEAM	ATT	YDS	YDS/ATT	LG	TD
2013	SJS	2	4	2.0	4	0
2015	CLE	7	38	5.4	8	1
<b>TOTAL</b>		9	42	4.7	8	1

## PLAYERS

# RAYSHAUN KIZER

Ht: 6'3" | Wt: 225 lbs | College: Louisiana-Lafayette  
 Birthday: February 3rd, 1985 | Age: 31 | Exp: 6

7  
DB



**LA KISS 2015 SEASON:** Became the LA KISS single-season and career interceptions leader with five picks in 10 games.

**AFL EXPERIENCE:** In 2015 Kizer earned Second Team All-Arena honors after collecting 87.5 tackles and five interceptions splitting time between the New Orleans VooDoo and LA KISS. Earned Second Team All-Arena honors after collecting 101.5 tackles and nine interceptions in 18 games with the Philadelphia Soul in 2014. Kizer, in 2013, was selected Second Team All-Arena after collecting 82 tackles and nine interceptions in 18 games with the Philadelphia Soul. In 2012, he recorded 81 tackles and 11 interceptions with the Philadelphia Soul. 2011: Earned First-Team All-Arena honors after recording an AFL-record 16 interceptions with the Orlando Predators. Kizer also led the Predators with 108 tackles on the season. As a rookie, in 2010, Kizer led the AFL in interceptions with 12.

**OTHER PRO EXPERIENCE:** New York Jets (2007); Montreal Alouettes CFL (2007-2008); Green Bay Blizzard af2 (2009); Hamilton Tiger-Cats (2011).

**COLLEGE EXPERIENCE:** Started three seasons at Walsh, earning All-American honors as a senior. Kizer ranks third all-time on Walsh's career interceptions list with 14.

### DEFENSE STATISTICS

YEAR	TEAM	SOLO	AST	TOT	SACKS	TFL	FF	FR	PBU	INT/YDS
2010	ORL	57	12	63.0	0.0	0.0	1	3	10	12/148
2011	ORL	100	16	108.0	0.0	2.0	2	1	14	16/237
2012	PHI	72	18	81.0	0.0	1.5	2	2	30	11/580
2013	PHI	78	8	82.0	0.0	1.0	1	3	25	9/96
2014	PHI	97	9	101.5	0.0	1.1	1	2	35	9/70
2015	NOL/ LA	81	13	87.5	0.0	1.5	1	1	26	5/92
<b>TOTAL</b>		485	76	523.0	0.0	7.0	8	12	140	62/1223

### KICK RETURN STATISTICS

YEAR	TEAM	NO	YARDS	YDS/ATT	LONG	TD
2012	PHI	1	0	0.0	0	0
<b>TOTAL</b>		1	0	0.0	0	0

### FIELD GOAL RETURN STATISTICS

YEAR	TEAM	NO	YARDS	YDS/ATT	LONG	TD
2011	ORL	1	12	12.0	12	0
<b>TOTAL</b>		1	12	12.0	12	0

## PLAYERS

# JOHN MARTINEZ

Ht: 6'3" | Wt: 305 lbs | College: USC  
 Birthday: July 23rd, 1991 | Age: 24 | Exp: 2

31  
 FB



**AFL EXPERIENCE:** In 2015, Martinez rushed for a franchise record 14 touchdowns in 18 games with the Portland Thunder. As a rookie in 2014, he started two games as a rookie for the Portland Thunder.

**OTHER PRO EXPERIENCE:** Seattle Seahawks (2014).

**COLLEGE EXPERIENCE:** Started 30 games at USC, playing on both the right and left sides of the line at guard for the Trojans. He earned All-Pac 12 honorable mention honors in 2012.

### RECEIVING STATISTICS

YEAR	TEAM	REC	YARDS	YDS/REC	LONG	TD
2015	PDX	8	70	8.8	12	3
<b>TOTAL</b>		8	70	8.8	12	3

### KICK RETURN STATISTICS

YEAR	TEAM	NO	YARDS	YDS/ATT	LONG	TD
2015	PDX	1	5	5.0	5	0
<b>TOTAL</b>		1	5	5.0	5	0

### DEFENSE STATISTICS

YEAR	TEAM	SOLO	AST	TOT	SACKS	TFL	FF	FR	PBU	INT/YDS
2015	PDX	2	0	2.0	0.0	0.0	0	0	0	0/0
<b>TOTAL</b>		2	0	2.0	0.0	0.0	0	0	0	0/0

### RUSHING STATISTICS

YEAR	TEAM	ATT	YDS	YDS/ATT	LG	TD
2015	PDX	46	66	1.4	15	14
<b>TOTAL</b>		46	66	1.4	15	14

## PLAYERS

# JAMIL MERRELL

Ht: 6'4" | Wt: 265 lbs | College: Rutgers  
Birthday: May 9th, 1990 | Age: 25 | Exp: R

DL



**OTHER PRO EXPERIENCE:** Chicago Bears (2014).

**COLLEGE EXPERIENCE:** Merrell appeared in 34 games with 18 starts over four seasons (2010-13) at Rutgers, collecting 81 tackles, 8.5 sacks, 16 tackles for losses, 1 forced fumble and 4 pass break-ups. As team captain in his senior season, Merrell saw action in 11 games, starting the Scarlet Knights bowl game, gathering 23 tackles, 2 sacks, 3 tackles for losses and 2 pass break-ups.

## PLAYERS

# DONOVAN MORGAN

1  
WR

Ht: 6'3" | Wt: 225 lbs | College: Louisiana-Lafayette  
 Birthday: July 29th, 1982 | Age: 33 | Exp: 7



**LA KISS 2015 SEASON:** Named First Team All-Arena after hauling in a career-high and franchise record 2,074 receiving yards with 44 receiving touchdowns in 18 games with the LA KISS.

**AFL EXPERIENCE:** Earned Second Team All-Arena honors after setting LA KISS franchise records with 141 receptions for 1,878 yards and 37 touchdowns in 18 games with the team in 2014. Caught 87 passes for 1,351 yards and 29 touchdowns in 13 games with the New Orleans VooDoo in 2013. Collected 79 catches for 1,020 yards and 26 touchdowns in 11 games with the Philadelphia Soul in 2012. In 2011 Morgan was selected Second-Team All-Arena upon catching 121 balls for a single-season franchise record 1,959 yards and 37 touchdowns with the Philadelphia Soul. During the 2010 season, he was selected First-Team All-Arena after hauling in a single-season franchise record 123 receptions for 1,707 yards and 52 touchdowns with the Tulsa Talons. Morgan was named the 2008 AFL Rookie of the Year after recording 111 receptions for 1,281 yards and 24 touchdowns with the Chicago Rush.

**OTHER PRO EXPERIENCE:** New York Jets (2004); Tulsa Talons af2 (2005), set three af2 single-season records, including total touchdowns (57), receiving touchdowns (54) and scoring (346); Houston Texans (2005), caught four passes for 42 yards in three games; Kansas City Chiefs (2007); Buffalo Bills (2007); Chicago Slaughter CIFL (2009), named MVP of the 2009 CIFL championship game; Calgary Stampeders CFL (2011).

**COLLEGE EXPERIENCE:** Passed for 1,952 yards and nine touchdowns in 11 games as a senior at Southeastern Louisiana in 2012. Began his collegiate career at Mississippi, where he played in nine games, tossing four touchdowns and a pair of interceptions in limited action as a freshman and sophomore.

### RECEIVING STATISTICS

YEAR	TEAM	REC	YARDS	YDS/REC	LONG	TD
2008	CHI	111	1281	11.5	--	24
2010	TUL	123	1707	13.9	45	52
2011	PHI	121	1959	16.2	46	37
2012	PHI	79	1020	12.9	45	26
2013	NOL	87	1351	15.5	47	29
2014	LA	141	1878	13.3	47	37
2015	LA	132	2074	15.7	48	44
<b>TOTAL</b>		794	11270	14.2	48	249

### DEFENSE STATISTICS

YEAR	TEAM	SOLO	AST	TOT	SACKS	TFL	FF	FR	PBU	INT/YDS
2008	CHI	4	3	5.5	0.0	0.0	0	0	0	0/0
2010	TUL	3	1	3.5	0.0	0.0	0	0	0	0/0
2011	PHI	4	0	4.0	0.0	0.0	0	0	0	0/0
2012	PHI	1	1	1.5	0.0	0.0	0	0	0	0/0
2013	NOL	5	0	5.0	0.0	0.0	0	0	0	0/0
2014	LA	8	0	8.0	0.0	0.0	0	0	0	0/0
2015	LA	5	0	5.0	0.0	0.0	0	0	0	0/0
<b>TOTAL</b>		30	5	32.5	0.0	0.0	0	0	0	0/0

### RUSHING STATISTICS

YEAR	TEAM	ATT	YDS	YDS/ATT	LG	TD
2008	CHI	11	36	3.3	--	1
2011	PHI	6	6	1.0	5	1
2012	PHI	10	84	8.4	12	1
2013	NOL	5	21	4.2	13	0
2014	LA	6	27	4.5	9	0
2015	LA	2	4	2.0	4	0
<b>TOTAL</b>		40	178	4.5	13	3

### KICK RETURN STATISTICS

YEAR	TEAM	NO	YARDS	YDS/ATT	LONG	TD
2014	LA	1	18	18.0	18	0
<b>TOTAL</b>		1	18	18.0	18	0

## PLAYERS

# RORY NIXON

Ht: 6'1" | Wt: 305 lbs | College: St. Augustine's  
 Birthday: September 10th, 1991 | Age: 24 | Exp: 2

34  
 FB



**AFL EXPERIENCE:** In 2015, Martinez started 17 games for the Spokane Shock. As a rookie in 2014, he made five starts as a rookie for the Spokane Shock.

**OTHER PRO EXPERIENCE:** Seattle Seahawks (2014).

**COLLEGE EXPERIENCE:** Played both guard and center at St. Augustine's, anchoring a unit that helped tailback Walter Sanders earn CIAA Offensive Player of the Year honors in 2010.

### RECEIVING STATISTICS

YEAR	TEAM	REC	YARDS	YDS/REC	LONG	TD
2015	SPO	1	5	5.0	5	0
<b>TOTAL</b>		1	5	5.0	5.0	0

### KICK RETURN STATISTICS

YEAR	TEAM	NO	YARDS	YDS/ATT	LONG	TD
2014	SPO	2	8	4.0	5	0
<b>TOTAL</b>		2	8	4.0	5	0

### DEFENSE STATISTICS

YEAR	TEAM	SOLO	AST	TOT	SACKS	TFL	FF	FR	PBU	INT/YDS
2015	SPO	21	16	29.0	0.0	0.0	1	1	6	1/0
<b>TOTAL</b>		21	16	29.0	0.0	0.0	1	1	6	1/0

### RUSHING STATISTICS

YEAR	TEAM	ATT	YDS	YDS/ATT	LG	TD
2014	SPO	15	36	2.4	12	3
2015	SPO	11	20	1.8	5	0
<b>TOTAL</b>		26	56	2.2	12	3

## PLAYERS

# FRED OBI

Ht: 6'1" | Wt: 190lbs | College: San Diego

Birthday: September 7th, 1990 | Age: 25 | Exp: 1

3  
DB



**AFL EXPERIENCE2015:** As a rookie in 2015, Obi logged 48 tackles and four interceptions in seven games as a rookie for the San Jose Sabercats.

**COLLEGE EXPERIENCE:** Obi was as a four-year competitor at San Diego. He earned First Team All-PFL honors as a senior in 2012.

### DEFENSE STATISTICS

YEAR	TEAM	SOLO	AST	TOT	SACKS	TFL	FF	FR	PBU	INT/YDS
2015	SJS	43	10	48.0	0.0	2.0	1	0	9	4/68
<b>TOTAL</b>		43	10	48.0	0.0	2.0	1	0	9	4/68



## PLAYERS

# MARCUS PITTMAN

Ht: 6'5" | Wt: 290 lbs | College: Troy  
Birthday: May 10th, 1986 | Age: 29 | Exp: 6

55  
DL



**AFL EXPERIENCE:** Pittman tallied 6.5 tackles and 1.5 sacks in eight games with the Arizona Rattlers in 2015. In 2014, he notched 28 tackles and three sacks in 15 games with the Arizona Rattlers. In 2013, recorded 18 tackles and 6.5 sacks in 16 games with the Arizona Rattlers. He recorded a career-high 28 tackles and 10.5 tackles for loss while tying his own single-season franchise record of 8.5 sacks with the Arizona Rattlers in 2012. He, in 2011, set a single-season franchise record with 8.5 sacks for the Arizona Rattlers. As a rookie in 2010 he recorded two tackles and half a sack in six games as a rookie with the Arizona Rattlers.

**OTHER LEAGUE EXPERIENCE:** New Orleans Saints (2008).

**COLLEGE EXPERIENCE:** Played nose tackle for the University of Troy in 2006 and 2007. He finished his college career with 42 tackles, four sacks and an interception.

### DEFENSE STATISTICS

YEAR	TEAM	SOLO	AST	TOT	SACKS	TFL	FF	FR	PBU	INT/YDS
2010	ARI	1	2	2.0	0.5	0.5	0	1	1	0/0
2011	ARI	19	17	27.5	8.5	8.5	2	1	5	1/0
2012	ARI	24	8	28.0	8.5	10.5	2	1	6	0/0
2013	ARI	12	12	18.0	6.5	9.5	2	4	4	0/0
2014	ARI	20	16	28.0	3.0	4.5	1	1	0	0/0
2015	ARI	4	5	6.5	1.5	1.0	1	0	2	0/0
<b>TOTAL</b>		80	60	110.0	28.5	34.5	8	8	19	1/0

## PLAYERS

# KALAFITONI POLE

Ht: 6'2" | Wt: 320lbs | College: Washington St  
Birthday: February 28th, 1992 | Age: 24 | Exp: R

98  
DL



**OTHER LEAGUE EXPERIENCE:** Cincinnati Bengals (2015).

**COLLEGE EXPERIENCE:** During his four-year career at Washington State, Polé racked up 75 total tackles, including 10.5 tackles-for-loss. He also tallied 4 sacks, blocked 2 kicks and recorded 1 interception. Polé , after tallying 14 tackles during his senior season, was selected to play in the 2014 NFLPA Collegiate Bowl.

# PLAYERS

## TERRANCE SMITH

Ht: 6'2" | Wt: 200 lbs | College: South Carolina St.  
 Birthday: February 9th, 1987 | Age: 29 | Exp: 5

2  
DB



**AFL EXPERIENCE:** Last year Smith collected a career-high 80.5 tackles to go along with four interceptions in 18 starts for the Jacksonville Sharks. In 2014 notched 40.5 tackles and seven interceptions in 14 games with the Jacksonville Sharks. Earned First Team All-Arena honors as a defensive back after collected 74.5 tackles and 12 interceptions with the Jacksonville Sharks in 2013. Smith was named to the 2012 AFL All-Ironman team after setting a new franchise record with 2,984 all-purpose yards over 18 games with the Jacksonville Sharks. He also caught 99 balls for a team-leading 1,158 yards and 29 touchdowns while starting all 18 games for the Jacksonville Sharks. On defense and special teams, he collected with 21.5 tackles and two interceptions as a defensive back and set a new franchise record with 1,707 kickoff return yards. During his rookie year, in 2011, he tallied 65.5 tackles, six interceptions and three fumble recoveries in 18 games with the Jacksonville Sharks.

**OTHER PRO EXPERIENCE:** Green Bay Packers (2010).

**COLLEGE EXPERIENCE:** Was a four-year starter for the South Carolina State Bulldogs, spending three seasons as a wide receiver where he caught 108 passes for 1,516 yards and 13 TDs. During his junior year, he was converted to a defensive back and tallied 26 tackles, four interceptions and two fumble recoveries in 13 games.

### DEFENSE STATISTICS

YEAR	TEAM	SOLO	AST	TOT	SACKS	TFL	FF	FR	PBU	INT/YDS
2011	JAX	51	29	65.5	0.0	1.0	1	3	5	6/84
2012	JAX	19	5	21.5	0.0	0.0	0	0	2	2/35
2013	JAX	61	27	74.5	0.0	1.5	0	4	12	12/122
2014	JAX	34	13	40.5	0.0	0.5	1	0	12	7/132
2015	JAX	74	13	80.5	0.0	0.0	0	1	20	4/66
<b>TOTAL</b>		239	87	282.5	0.0	3.0	2	8	51	31/439

### KICK RETURN STATISTICS

YEAR	TEAM	NO	YARDS	YDS/ATT	LONG	TD
2011	JAX	1	12	12.0	12	0
2012	JAX	84	1707	20.3	58	3
2013	JAX	26	424	16.3	50	0
2014	JAX	23	408	17.7	31	0
2015	JAX	33	433	13.1	44	0
<b>TOTAL</b>		167	2984	17.9	58	3

### FIELD GOAL RETURN STATISTICS

YEAR	TEAM	NO	YARDS	YDS/ATT	LONG	TD
2011	JAX	1	0	0.0	0	0
2012	JAX	4	77	19.2	34	0
2015	JAX	1	21	21.0	21	0
<b>TOTAL</b>		6	98	16.3	34	0

### RECEIVING STATISTICS

YEAR	TEAM	REC	YARDS	YDS/REC	LONG	TD
2012	JAX	99	1158	11.7	42	29
2013	JAX	2	34	17.0	20	0
2014	JAX	14	219	15.6	45	6
2015	JAX	3	18	6.0	7	0
<b>TOTAL</b>		1	0	12.1	45	35

### RUSHING STATISTICS

YEAR	TEAM	ATT	YDS	YDS/ATT	LG	TD
2012	JAX	4	7	1.8	6	2
2014	JAX	2	-1	-0.5	0	0
<b>TOTAL</b>		6	6	1.0	6	2

## PLAYERS

# NATHAN STANLEY

Ht: 6'4" | Wt: 225 lbs | College: SE Louisiana  
 Birthday: January 24th, 1989 | Age: 27 | Exp: 3

10  
QB



**AFL EXPERIENCE:** Passed for 723 yards and 20 touchdowns in nine games with the San Jose Sabercats (2015). Completed 201-of-335 passes for 2,436 yards and 50 touchdowns in 15 games as a rookie with the San Jose Sabercats (2014).

**COLLEGE EXPERIENCE:** Passed for 1,952 yards and nine touchdowns in 11 games as a senior at Southeastern Louisiana in 2012. Began his collegiate career at Mississippi, where he played in nine games, tossing four touchdowns and a pair of interceptions in limited action as a freshman and sophomore.

### PASSING STATISTICS

YEAR	TEAM	COMP	ATT	%	YDS	LG	QBR	TD	INT
2014	SJS	201	355	60.0	2436	46	103.5	50	13
2015	SJS	92	92	62.0	723	38	126.0	20	0
<b>TOTAL</b>		258	427	60.4	3159	46	110.2	70	13

### DEFENSE STATISTICS

YEAR	TEAM	SOLO	AST	TOT	SACKS	TFL	FF	FR	PBU	INT/YDS
2014	SJS	1	0	1.0	0.0	0.0	0	0	0	0/0
<b>TOTAL</b>		1	0	1.0	0.0	0.0	0	0	0	0/0

### RUSHING STATISTICS

YEAR	TEAM	ATT	YDS	YDS/ATT	LG	TD
2014	SJS	24	25	1.0	7	1
2015	SJS	5	12	2.4	4	1
<b>TOTAL</b>		29	37	1.3	7	5

### RECEIVING STATISTICS

YEAR	TEAM	REC	YARDS	YDS/REC	LONG	TD
2014	SJS	1	0	1.0	0	0
<b>TOTAL</b>		1	0	1.0	0	0

## PLAYERS

# DJ STEPHENS

Ht: 5'11" | Wt: 180 lbs | College: Arkansas-Monticello  
 Birthday: September 9th, 1990 | Age: 25 | Exp: 4

4  
WR



**AFL EXPERIENCE:** Stephens appeared in 11 games for the San Jose SaberCats in 2015, racking up 681 receiving yards on 44 receptions, while scoring 11 touchdowns. In 2014, he Caught 66 passes for 938 yards and 17 touchdowns in nine starts for the San Antonio Talons. In 2013, he caught 55 passes for 738 yards and 13 touchdowns in 11 games with the San Antonio Talons... Returned 30 kicks for 650 yards and four scores. As a rookie in 2012, he played in one game with the San Antonio Talons.

**COLLEGE EXPERIENCE:** Stephens caught 62 passes for 689 yards and nine touchdowns while at Arkansas-Monticello in 2011.

### DEFENSE STATISTICS

YEAR	TEAM	SOLO	AST	TOT	SACKS	TFL	FF	FR	PBU	INT/YDS
2012	SA	0	1	0.5	0.0	0.0	0	0	0	0/0
2013	SA	10	3	11.5	0.0	0.0	0	0	0	0/0
2014	SA	10	2	11.0	0.0	0.0	0	0	0	0/0
2015	SJS	4	0	0.0	0.0	0.0	0	0	0	0/0
<b>TOTAL</b>		24	6	23	0.0	0.0	0	0	0	0/0

### RUSHING STATISTICS

YEAR	TEAM	ATT	YDS	YDS/ATT	LG	TD
2013	SA	1	1	1.0	1	0
2014	SA	1	5	5.0	5	0
2015	SJS	1	-2	-2	-2	0
<b>TOTAL</b>		3	4	1.3	5	0

### RECEIVING STATISTICS

YEAR	TEAM	REC	YARDS	YDS/REC	LONG	TD
2013	SA	55	738	13.4	43	13
2014	SA	66	938	14.2	42	17
2015	SJS	44	681	15.5	43	11
<b>TOTAL</b>		165	2357	14.3	43	31

## PLAYERS

# DERRICK SUMMERS

Ht: 6'1" | Wt: 265 lbs | College: Toledo  
Birthday: June 19th, 1988 | Age: 27 | Exp: 5

56  
DE



**AFL EXPERIENCE:** Summers, in 2015, logged 42 tackles and nine sacks in 18 starts for the Spokane Shock. In 2014 he collected 44.5 tackles and 10.5 sacks in 18 starts at Mac linebacker for the Spokane Shock. Summers collected 17 tackles and three sacks in eight games with the Jacksonville Sharks in 2013. During the 2012 season, he collected 10.5 tackles and two sacks in six games with the Jacksonville Sharks. As a rookie, in 2011, he earned Second Team All-Arena honors after recording 35 tackles, 11 sacks and six forced fumbles with the Jacksonville Sharks.

**OTHER PRO EXPERIENCE:** Hamilton Tiger-Cats CFL (2012); Toronto Argonauts CFL (2012), tallied 13 total tackles in eight games.

**COLLEGE EXPERIENCE:** Over his four-year career at Toledo, Summers played linebacker, defensive end and nose tackles. Recorded 135 tackles and five sacks during for the Rockets.

### DEFENSE STATISTICS

YEAR	TEAM	SOLO	AST	TOT	SACKS	TFL	FF	FR	PBU	INT/YDS
2011	JAX	27	16	35.0	11.0	12.0	6	3	0	0/0
2012	JAX	8	5	10.5	2.0	2.0	1	1	0	0/0
2013	JAX	12	10	17.0	3.0	3.5	0	2	0	0/0
2014	SPO	37	15	44.5	10.5	14.0	0	1	1	0/0
2015	SPO	37	10	42.0	9.0	9.5	1	0	2	0/0
<b>TOTAL</b>		121	56	149.0	35.5	41.0	9	7	3	0/0

## PLAYERS

# SHANNON TEVAGA

71  
OL

Ht: 6'3" | Wt: 320 lbs | College: UCLA  
Birthday: October 29th, 1986 | Age: 29 | Exp: 4

IMAGE  
COMING SOON

**LA KISS 2015 SEASON:** Tevaga started 14 games along the offensive line for the LA KISS.

**AFL EXPERIENCE:** Tevaga, in 2014, appeared in 11 games with the San Antonio Talons. He started all 18 games along the offensive line for the Utah Blaze in 2013. In 2012 he Started 10 games for the Spokane Shock. As a rookie in 2011, he started seven games as a rookie with the Spokane Shock.

**COLLEGE EXPERIENCE:** Tevaga started in 41 games for the Bruins, earning Preseason All-American honors as a junior and a senior.

### RECEIVING STATISTICS

YEAR	TEAM	REC	YARDS	YDS/REC	LONG	TD
2013	UT	3	42	14.0	26	1
<b>TOTAL</b>		3	42	14.0	26	1

### DEFENSE STATISTICS

YEAR	TEAM	SOLO	AST	TOT	SACKS	TFL	FF	FR	PBU	INT/YDS
2012	SPO	3	0	3.0	0.0	0.0	0	0	0	0/0
2013	UT	0	2	1.0	0.0	0.0	0	0	0	0/0
2014	SA	1	0	1.0	0.0	0.0	0	0	0	0/0
2015	LA	1	1	1.5	0.0	0.0	0	0	0	0/0
<b>TOTAL</b>		5	3	6.5	0.0	0.0	0	0	0	0/0

### RUSHING STATISTICS

YEAR	TEAM	ATT	YDS	YDS/ATT	LG	TD
2011	SPO	1	3	3.0	3	0
2013	UT	1	0	0.0	0	0
2015	LA	3	7	2.3	6	0
<b>TOTAL</b>		3	7	2.3	6	0

## PLAYERS

# PETE THOMAS

Ht: 6'5" | Wt: 235 lbs | College: Louisiana-Monroe  
Birthday: October 11th, 1991 | Age: 24 | Exp: R

QB



**COLLEGE EXPERIENCE:** Thomas started his college career at Colorado State University. After two years with the Rams, he transferred to North Carolina State. He finished his career with Louisiana-Monroe, where he threw for 3,181 yards and 14 touchdowns as a senior.



## PLAYERS

# JJ UNGA

Ht: 6'6" | Wt: 320 lbs | College: Midwestern State

Birthday: January 1st, 1987 | Age: 28 | Exp: R

65

OL

IMAGE  
COMING SOON

**OTHER PRO EXPERIENCE:** Baltimore Ravens (2011). Buffalo Bills (2013), appeared in three games at offensive line. Baltimore Ravens (2014-2015).

**COLLEGE EXPERIENCE:** Unga played in 20 games at Midwestern State, earning First Team All-Lone Star Conference honors as a 10-game starter at right tackle his senior season. He was part of a unit that led the NCAA Division II in 2012 with four sacks allowed in 11 games. Began his college career at Mount San Antonio College where he helped lead the Mounties to a 13-1 record and a California Community College Athletic Association championship in 2009. He also earned CCCAA All-Region III First Team honors that season.

## PLAYERS

# JOSH VICTORIAN

Ht: 5'10" | Wt: 190 lbs | College: Louisiana Tech  
Birthday: July 10th, 1988 | Age: 27 | Exp: 2

6  
DB

IMAGE  
COMING SOON

**LA KISS 2015 SEASON:** Collected 22 tackles and four interceptions in eight games with the LA KISS

**AFL EXPERIENCE:** In 2012 Victorian saw action in one game as a rookie for the New Orleans VooDoo, totaling four tackles, including one tackle for loss. Started in 12-of-33 games for the Louisiana Tech Bulldogs, totaling 87 tackles, five interceptions, 27 pass defenses and one defensive touchdown... Also caught one pass for a touchdown in 2009.

**OTHER PRO EXPERIENCE:** Baltimore Ravens (2011); New England Patriots (2011); New Orleans Saints (2012); Pittsburgh Steelers (2012-2013), in 2012 recorded 10 tackles in four games and one start; Houston Texans (2013), appeared in eight games and racked up five total tackles; Detroit Lions (2014). New York Giants (2014).

**COLLEGE EXPERIENCE:** Started in 12-of-33 games for the Louisiana Tech Bulldogs, totaling 87 tackles, five interceptions, 27 pass defenses and one defensive touchdown. He also caught one pass for a touchdown in 2009.

### DEFENSE STATISTICS

YEAR	TEAM	SOLO	AST	TOT	SACKS	TFL	FF	FR	PBU	INT/YDS
2014	NOL	4	0	4.0	0.0	1.0	0	0	0	0/0
2015	LA	19	6	22.0	0.0	0.5	0	1	5	4/131
<b>TOTAL</b>		23	6	26.0	0.0	1.5	0	1	5	4/131

### FIELD GOAL RETURN STATISTICS

YEAR	TEAM	NO	YARDS	YDS/ATT	LONG	TD
2015	LA	1	19	19.0	19	0
<b>TOTAL</b>		1	16	19.0	19	0

## PLAYERS

# ZACK WILLIAMS

Ht: 6'4" | Wt: 310 lbs | College: Washington State  
Birthday: December 27th, 1988 | Age: 27 | Exp: 3

OL

IMAGE  
COMING SOON

**AFL EXPERIENCE:** Williams appeared in three games with the Las Vegas Outlaws in 2015. He started 14 games along the offensive line as a rookie with the Orlando Predators.

**OTHER PRO EXPERIENCE:** Carolina Panthers (2011-2012), was drafted in the sixth round of the 2001 NFL Draft, appeared in one game with the Panthers.

**COLLEGE EXPERIENCE:** Played two years at Glendale College before transferring to Washington State. Started 18 game over his two years with the Cougars. Won the Mike Utley Award as the Cougars' Lineman of the Year as a senior in 2010.

### DEFENSE STATISTICS


YEAR	TEAM	SOLO	AST	TOT	SACKS	TFL	FF	FR	PBU	INT/YDS
2014	ORL	3	0	3.0	0.0	0.0	0	0	0	0/0
2015	LVO	0	1	0.5	0.0	0.0	0	0	1	0/0
<b>TOTAL</b>		3	1	3.5	0.0	0.0	0	0	1	0/0

## PLAYERS

# MIKE WILLIE

Ht: 6'3" | Wt: 230 lbs | College: Arizona State  
Birthday: June 17th, 1990 | Age: 25 | Exp: 1

WR



**OTHER PRO EXPERIENCE:** San Diego Chargers (2012-2013); Baltimore Ravens (2014); Winnipeg Blue Bombers (2015), appeared in one game and hauled in two receptions for 15 yards.

**COLLEGE EXPERIENCE:** Totaled 72 receptions for 897 yards and nine touchdowns in two seasons at Arizona State.

## PLAYERS

# WINSTON WRIGHT

Ht: 5'10" | Wt: 190 lbs | College: South Dakota St  
Birthday: March 16th, 1991 | Age: | Exp: 3

32  
DB



**LA KISS 2015 Season:** Wright logged nine tackles and a pass breakup in three starts as a rookie for the LA KISS.

**OTHER PRO EXPERIENCE:** Tennessee Titans (2014).

**COLLEGE EXPERIENCE:** Was a three-year starter at South Dakota State where he earned Third Team Sports Network All-American honors after posting 52 tackles, two stops for loss, one sack, four forced fumbles, four interceptions, one blocked kick, and a touchdown in 2013... Was also selected to the Allstate Good Works Team as a senior.

### DEFENSE STATISTICS

YEAR	TEAM	SOLO	AST	TOT	SACKS	TFL	FF	FR	PBU	INT/YDS
2015	LA	9	0	9.0	0.0	0.0	0	0	1	0/0
<b>TOTAL</b>		9	0	9.0	0.0	0.0	0	0	1	0/0

**LA KISS** FOOTBALL



**ARENA FOOTBALL  
LEAGUE | AFL**

# ARENA FOOTBALL LEAGUE



## **AFL COMMISSIONER: SCOTT C. BUTERA**

Three important assets greeted Scott Butera when the Arena Football League asked him to be its new Commissioner at the end of the 2014 season. The first was a committed ownership group eager to grow the Arena Football's undervalued brand. The second was a talented, dedicated group of players, coaches and staff poised to deliver a fast-paced, highly entertaining version of America's favorite sport. The most important was a passionate and intensely loyal group of fans.

For Butera, now in his second full year as commissioner, it was a familiar scene. He spent much of his career dusting off brands by unlocking their hidden values. This time there was the added allure of working on a product for which he admits a certain fanaticism. "Football is my sport. I've followed it from childhood and I played it in school. It's literally been a lifetime passion."

Having made a name for himself by lifting the fortunes of major brands like Tropicana and Foxwoods, Butera arrived at the AFL ready to apply his finely honed business operations and marketing instincts. He did what has made him successful in other ventures. He focused on the positives and used them as building blocks to the future. And there is a lot to build on at the AFL.

Besides owner commitment and staff passion, Butera thinks he's inherited compelling inventory. For one, America's love of football seems almost insatiable. No less than 86 percent of US TV households tuned into the pro sport last Fall; and last summer, the Arena League experienced a respectable growth spurt. Game attendance popped by 3.5 percent over the previous year. The AFL Championship Game at Stockton Arena in San Jose, California attracted a near sellout crowd. TV viewership of the arena game also rose and the League widely increased its social media footprint in 2015.

The challenge for year one, Butera claims, was stability, and it has been largely achieved. For year two the goal is brand building and growth positioning. Butera doesn't think that the League needs to retool the game product. The issue is to build a greater following for it. There is a perceived performance gap in the sport – no games from February to August – and Butera is intent on filling it with the high energy, fan-friendly style of football that is played in his League.

# ARENA FOOTBALL LEAGUE



## **AFL COMMISSIONER: SCOTT C. BUTERA (cont.)**

Butera describes AF as the ultimate combination American favorites. America's favorite sport: football. America's favorite season: summer. America's favorite speed: fast. American's favorite price: family. The challenge is to get more exposure for the game and its people. "We need to show people how much fun they can have by following Arena Football."

Butera succeeded in getting ESPN and CBS Sports to buy in with more plentiful game broadcasts. For the first time in 2016, there will be a game of week. The arrangements help get more eyeballs on the game which in turn helps attract strong promotion

partnerships with companies who want to give the smart phone generation – millennials and moms, especially – a pulse-raising in-arena experience and ways to engage through mobile technologies and social media.

Butera has a few things going for him as he works to grow the Arena Football League. For one, he is a skilled financial executive who has a knack for squeezing a lot of value out of every dollar. For another, as one of his owners said, "He is very solid, steady and talented ... an excellent guy with great business instincts."

Plus, Butera is no stranger to sports marketing. At his last business stop, he helped Foxwoods Resort enter into successful marketing partnerships with the Boston Red Sox, New York Yankees, New York Rangers, New York Knicks and Madison Square Garden.

Butera possesses a rare combination of skills that have helped him revitalize brands.

"He's an investment banker at heart, a great transaction guy," says Tom Benninger, former global head of restructuring at UBS Investment Bank. "But in the last few years, I think he's really developed his operational skills. It's pretty unique to have someone be really good at both."

This rare blend of talents helped him as CEO of Tropicana Entertainment (2008-11) where he managed to revitalize the iconic brand through strategic capital investments, improved regulatory relations, and highly targeted marketing. All the while, he kept the reins on expenses.

Born and raised in Massachusetts, Butera began his financial career in investment banking, spending 20 years with UBS Investment Bank, Credit Suisse First Boston, Smith Barney and Bear Stearns & Co. During that time, he concentrated on analysis and client service for companies in real estate, lodging, gaming and leisure industries.

He earned his MBA at New York University's Leonard N. Stern School of Business. He recently served as a member of the Board of Fellows at his alma mater Trinity College.



# ARENA FOOTBALL LEAGUE

## 2016 AFL SCHEDULE

WEEK 1	
Friday, April 1	
Philadelphia @ Cleveland	7:00 pm
Orlando @ Tampa Bay	7:30 pm
Arizona @ Portland	10:00 pm
Saturday, April 2	
<b>Jacksonville @ Los Angeles</b>	<b>10:00 pm</b>
WEEK 2	
Saturday, April 9	
Tampa Bay @ Cleveland	7:00 pm
Portland @ Orlando	7:30 pm
<b>Arizona @ Los Angeles</b>	<b>11:00 pm</b>
Monday, April 11	
Jacksonville @ Philadelphia	7:00 pm
WEEK 3	
Saturday, April 16	
<b>Los Angeles @ Cleveland</b>	<b>7:30 pm</b>
Tampa Bay @ Arizona	7:30 pm
Sunday, April 17	
Portland @ Philadelphia	4:00 pm
Monday, April 18	
Orlando @ Jacksonville	7:00 pm
WEEK 4	
Saturday, April 23	
Cleveland @ Philadelphia	4:00 pm
Arizona @ Jacksonville	7:00 pm
<b>Los Angeles @ Orlando</b>	<b>7:30 pm</b>
WEEK 5	
Friday, April 29	
Orlando @ Cleveland	7:00 pm
Saturday, April 30	
Portland @ Arizona	9:00 pm
Sunday, May 1	
Jacksonville @ Tampa Bay	2:00 pm
Monday, May 2	
<b>Philadelphia @ Los Angeles</b>	<b>10:00 pm</b>
WEEK 6	
Friday, May 6	
Jacksonville @ Cleveland	7:00 pm
Saturday, May 7	
Arizona @ Orlando	7:30 pm
<b>Los Angeles @ Arizona</b>	<b>9:00 pm</b>
Monday, May 9	
Tampa Bay @ Philadelphia	7:00 pm
WEEK 7	
Friday, May 13	
Portland @ Cleveland	7:00 pm
Tampa Bay @ Orlando	7:30 pm
Saturday, May 14	
Arizona @ Philadelphia	7:30 pm
WEEK 8	
Saturday, May 21	
Portland @ Jacksonville	7:00 pm
Orlando @ Philadelphia	7:30 pm
<b>Los Angeles @ Arizona</b>	<b>9:00 pm</b>
Monday, May 23	
Arizona @ Tampa Bay	2:00 pm
WEEK 9	
Friday, May 27	
Jacksonville @ Orlando	7:30 pm
Saturday, May 28	
Philadelphia @ Cleveland	7:00 pm
<b>Portland @ Los Angeles</b>	<b>10:00 pm</b>
Sunday, May 29	
Arizona @ Tampa Bay	2:00 pm

WEEK 10	
Friday, June 3	
Arizona @ Cleveland	7:00 pm
Saturday, June 4	
Philadelphia @ Jacksonville	7:00 pm
Sunday, June 5	
<b>Orlando @ Los Angeles</b>	<b>6:00 pm</b>
Monday, June 6	
Tampa Bay @ Portland	10:00 pm
WEEK 11	
Saturday, June 11	
<b>Los Angeles @ Philadelphia</b>	<b>3:00 pm</b>
Jacksonville @ Tampa Bay	5:00 pm
Portland @ Arizona	9:00 pm
Monday, June 13	
Cleveland @ Orlando	7:30 pm
WEEK 12	
Friday, June 17	
Philadelphia @ Arizona	10:00 pm
Saturday, June 18	
Orlando @ Jacksonville	7:00 pm
<b>Los Angeles @ Tampa Bay</b>	<b>7:30 pm</b>
Monday, June 20	
Cleveland @ Portland	10:00 pm
WEEK 13	
Friday, June 24	
Tampa Bay @ Orlando	7:30 pm
Saturday, June 25	
Cleveland @ Jacksonville	7:00 pm
Sunday, June 26	
<b>Arizona @ Los Angeles</b>	<b>6:00 pm</b>
Monday, June 27	
Philadelphia @ Portland	10:00 pm
WEEK 14	
NO GAMES THIS WEEK	
WEEK 15	
Saturday, July 9	
Cleveland @ Philadelphia	6:00 pm
Jacksonville @ Arizona	9:30 pm
Orlando @ Portland	10:00 pm
Monday, July 11	
<b>Tampa Bay @ Los Angeles</b>	<b>10:00 pm</b>
WEEK 16	
Saturday, July 16	
Philadelphia @ Tampa Bay	4:00 pm
<b>Cleveland @ Los Angeles</b>	<b>10:00 pm</b>
Jacksonville @ Portland	10:00 pm
Monday, July 18	
Orlando @ Arizona	9:30 pm
WEEK 17	
Saturday, July 23	
Portland @ Tampa Bay	5:00 pm
<b>Los Angeles @ Jacksonville</b>	<b>7:00 pm</b>
Sunday, July 24	
Cleveland @ Arizona	9:00 pm
WEEK 18	
Saturday, July 30	
Philadelphia @ Orlando	7:30 pm
Sunday, July 31	
Tampa Bay @ Jacksonville	5:00 pm
Monday, August 1	
<b>Los Angeles @ Portland</b>	<b>10:00 pm</b>

## NATIONAL TELEVISION SCHEDULE



WK	Date	Matchup	TIME
1	Sat, 4/2	Jacksonville @ Los Angeles	9:00 pm
2	Sat, 4/9	Arizona @ Los Angeles	11:00 pm
3	Sun, 4/17	Portland @ Philadelphia	4:00 pm
12	Fri, 6/17	Philadelphia @ Arizona	10:00 pm
13	Sat, 6/25	Cleveland @ Jacksonville	7:00 pm
16	Sat, 7/16	Philadelphia @ Tampa Bay	4:00 pm
17	Sun, 7/24	Cleveland @ Arizona	9:00 pm
18	Sun, 7/31	Tampa Bay @ Jacksonville	5:00 pm
PS	Sun, 8/7	FIRST ROUND	6:00 pm
PS	Sun, 8/14	SEMIFINALS	6:00 pm
PS	Fri, 8/26	ARENANOWL XXIX	8:00 pm

All regular season games will air on ESPN2 and all postseason games will be on ESPN.



WK	Date	Matchup	TIME
1	Fri, 4/01	Arizona @ Portland	10:00 pm
2	Mon, 4/11	Jacksonville @ Philadelphia	7:00 pm
3	Sat, 4/16	<b>Los Angeles @ Cleveland</b>	<b>7:30 pm</b>
4	Sat, 4/23	Cleveland @ Philadelphia	4:00 pm
5	Sat, 4/30	Portland @ Arizona	9:00 pm
6	Sat, 5/07	Arizona @ Orlando	7:30 pm
7	Sat, 5/14	Arizona @ Philadelphia	6:30 pm
8	Sat, 5/21	Orlando @ Philadelphia	7:30 pm
9	Sat, 5/28	Philadelphia @ Cleveland	7:00 pm
10	Sat, 6/04	Philadelphia @ Jacksonville	7:00 pm
11	Sat, 6/11	Jacksonville @ Tampa Bay	5:00 pm
12	Sat, 6/18	Orlando @ Jacksonville	7:00 pm
13	Fri, 6/24	Tampa Bay @ Orlando	7:30 pm
14		BYE	
15	Sat, 7/09	Jacksonville @ Arizona	9:30 pm
16	Sat, 7/16	<b>Cleveland @ Los Angeles</b>	<b>10:00 pm</b>
17	Sat, 7/23	Portland @ Tampa Bay	5:00 pm
18	Mon, 8/01	Los Angeles @ Portland	10:00 pm

All times listed are eastern and subject to change

# ARENA FOOTBALL LEAGUE

## 2016 AFL STAFF DIRECTORY

Scott Butera – AFL Commissioner

Christie Cook – AFL COO: (312) 465-2214; ccook@arenafootball.com

Wesley Friedman, Esq. – Corporate Counsel: (702) 802-3905 ext. 355; wfriedman@arenafootball.com

Tom Goodhines – Executive Vice President: (702) 802-3905 ext. 356; tgoodhines@arenafootball.com

Araxie Grant – Vice President of Finance and Controller: (702) 802-3905 ext. 351; agrant@arenafootball.com

Joe Kleinsmith – Senior Director of Football Operations: (702) 802-3905 ext. 350; jkleinsmith@arenafootball.com

Anastasia Savchenko – Staff Accountant: (702) 802-3905, ext. 353; asavchenko@arenafootball.com

Candice Hall – Staff Accountant: (312) 465-2203; chall@arenafootball.com

## Arena Football Mission Statement

"To serve our community with pride and passion as a quality example of individual and team excellence on the field, in the office, at the arena and within the community by consistently exceeding our customers' expectations by demonstrating the highest character, appreciation and respect for our game, customers, teammates and partners as a cost-effective and visionary organization providing a total entertainment experience."

## Fans' Bill of Rights

In furtherance of our Mission Statement we, the players, coaches, officials, staff and owners of the Arena Football League are thankful to the Fans that we serve, appreciate their support and dedicate ourselves collectively to protecting their rights as the greatest sports and entertainment Fans in the world.

**We believe** that every Fan is entitled to a wholesome environment for guests and family members, free of violence, profane gestures and language or rude and invasive behavior that could in any way interfere with a first-class entertainment experience.

**We believe** that every Fan demands that we maintain absolute respect for the game of Arena Football and maintain the integrity of the finest of fair competition at all times.

**We believe** that every Fan deserves our very best effort on a consistent basis, on every play on the field, every action in the stands, every call to our office, and every involvement in our community.

**We believe** that every Fan is entitled to a total entertainment experience at an affordable cost for all members of the family from the time they arrive at the arena to the time they depart.

**We believe** that every Fan should receive the very best in competitive football, entertainment, merchandise, food and beverage for their purchasing power.

**We believe** that every Fan is entitled to interact with and have access to players and coaches for autographs and conversation in recognition of their support at every game.

**We believe** that Fans are entitled to fast, accurate, and complete information about our players, coaches, league, games, and performance.

**We believe** that Fans expect the Arena Football League to be comprised of gentlemen and ladies who are examples and role models for youth, free of physical violence, drugs, alcohol, and gambling abuse.

**We believe** that Fans expect us to honor our country and to be involved in our communities to make contributions for a better, safer, and more positive place to live.

**We believe** that Fans should know that we are committed to serve and not to be served, to give and not to just take, and to inspire and encourage people to higher levels of personal and professional achievement, growth, maturity, and respect for each other.

**We believe** that every Fan is entitled to a total entertainment experience at an affordable cost for all members of the family from the time they arrive at the arena to the time they depart.

**We believe** that every Fan should receive the very best in competitive football, entertainment, merchandise, food and beverage for their purchasing power.

**We believe** that every Fan is entitled to interact with and have access to players and coaches for autographs and conversation in recognition of their support at every game.

**We believe** that Fans are entitled to fast, accurate, and complete information about our players, coaches, league, games, and performance.

**We believe** that Fans expect the Arena Football League to be comprised of gentlemen and ladies who are examples and role models for youth, free of physical violence, drugs, alcohol, and gambling abuse.

**We believe** that Fans expect us to honor our country and to be involved in our communities to make contributions for a better, safer, and more positive place to live.

**We believe** that Fans should know that we are committed to serve and not to be served, to give and not to just take, and to inspire and encourage people to higher levels of personal and professional achievement, growth, maturity, and respect for each other.

# ARENA FOOTBALL LEAGUE

## AFL POSTSEASON PROCEDURES

- All eight teams will participate in the postseason
- There will be one (1) conference top seed and three (3) wildcards in each conference.
- Seeding in each Conference is based on overall record, with the top record in each Conference reserved for that Conference's #1 seed (overall seed #1 and #2 respectively) (i.e.- Team A in American Conference has the top record at 12-4. Team B has second best record in the American conference at 11-5. Team C in the National Conference has a record of 10-6; Team A earns #1 seed, Team C earns #2 seed and Team B earns #3 seed)
  - o 1st and 2nd seed- one team in each conference with best overall record
  - o 3rd-8th seeds- best overall records amongst all remaining AFL teams (based on tiebreakers)

### DEFINITIONS

Strength of Schedule - Combined winning percentage of opponents played.

Point Differential - The difference between a team's total points (offense) and the points scored against them (defense).

Turnover differential - The difference between the number of times an AFL team has taken the ball away from the opponent through either an interception or fumble and the number of times the team has given up the ball to the opposition through a thrown interception or lost fumble.

Winning percentage - Total number of wins divided by total number of games.

### TIEBREAKER SCENARIOS

#### CONFERENCE CHAMPIONS - TWO TEAMS

1. Head-to-head (best winning percentage in games between the clubs)
2. Point differential in head-to-head games
3. Strength of Schedule
4. Turnover Differential
5. Coin toss

# ARENA FOOTBALL LEAGUE

## AFL POSTSEASON PROCEDURES (cont.)

### CONFERENCE CHAMPIONS - THREE OR MORE TEAMS

(Note: If three or more teams are tied, follow steps until one team is eliminated. Once two teams remain, revert back to Step 1 of the two-team tiebreaker to determine which team advances.)

- 1.Head-to-head (best winning percentage in games between the clubs)
- 2.Point differential in head-to-head games
- 3.Strength of Schedule
- 4.Turnover Differential
- 5.Coin toss

### WILDCARD

(Note: If three or more teams are tied, follow steps until one team is eliminated. Once two teams remain, revert back to Step 1 of the two-team tiebreaker to determine who advances)

Head-to-head (best winning percentage in games between the clubs)

- 1.Head-to-head (best winning percentage in games between the clubs)
- 2.Point differential in head-to-head games
- 3.Strength of Schedule
- 4.Turnover Differential
- 5.Coin toss

### CONFERENCE SEEDING TIE BREAK PROCEDURE

Head-to-head (best winning percentage in games between the clubs)

Point differential in head-to-head games

Strength of Schedule

Turnover Differential

Coin toss

### ARENABOWL TIE BREAK PROCEDURE

- 1.Highest Postseason Seed
- 2.Overall record (best winning percentage)
- 3.Head-to-head (best winning percentage in games between the clubs)
- 4.Point differential in head-to-head games
- 5.Strength of Schedule
- 6.Turnover Differential
- 7.Coin toss

# ARENA FOOTBALL LEAGUE

Arena football is a variety of indoor gridiron football played by the Arena Football League (AFL). It used to be a proprietary game (the rights to which were owned by Gridiron Enterprises) but the patent expired in 2007. The game is played indoors on a smaller field than American or Canadian outdoor football, resulting in a faster and higher-scoring game. The sport was invented in 1981, and patented in 1987, by James F. Foster, Jr., a former executive of the National Football League and the United States Football League. Though not the only variant of indoor American football, it is the most widely known, and the one on which most other forms of modern indoor football are at least partially based.

There are eight teams for the 2016 season in the following cities: Portland, Los Angeles, Arizona, Cleveland, Philadelphia, Jacksonville, Orlando, and Tampa Bay. The league office is located in Chicago as well as Las Vegas.

## LEAGUE OFFICIALS

Rod Ammari	Jeff Carr	Paul Engelberts	Matt Kukar	Terri Valenti
Brent Baumann	Mike Chase	Al Granado	Kenny Leffle	
Grantis Bell	Robert Colosimo	Craig Griffith	Rick Lowe	
Mark Bennett	Steve Coullias	Michael Griffith	Thomas McCabe	
Bradley Brunet	David Cutaia	Jeffrey Johnson	Joe Pester	
Neil Brunner	RG Detillier	Riley Johnson	Mearl Robinson	
Scott Campbell	John Drayton	Kevin Kieser	Roger Stewart	



# ARENA FOOTBALL LEAGUE



**ARIZONA  
RATTLERS**  
ARIZONA RATTLERS

201 EAST JEFFERSON STREET  
PHOENIX, AZ 85004  
T: 602-514-8635  
**Peter Garbow**  
(989) 395-3789  
pgarbow@azrattlers.com



**CLEVELAND GLADIATORS**

200 HURON ROAD  
CLEVELAND, OH 44115  
T: 216-420-2213  
**PAM FRASCO**  
216--310-6959  
prrasco@theoarena.com



**JACKSONVILLE SHARKS**

1000 WEST BAY STREET  
JACKSONVILLE, FL 32204  
T: 904-900-2060  
**STEVEN SHOTOLA**  
(904) 900-2060 ext. 704  
steven@jaxsharks.com



**LOS ANGELES KISS**

2401 EAST KATELLA AVE #220  
ANAHEIM, CA 92806  
T: 714-462-KISS  
**WILL PROCTOR**  
714-587-2632  
wproctor@lakissfootball.com



**ORLANDO PREDATORS**

2810 OLD WINTER GARDEN RD  
OCOE, FL 34761  
T: 407-648-4444  
**MIKE DIJULIO**  
425-894-8625  
michael\_dijulio@orlandopredat  
ors.com



**PHILADELPHIA SOUL**

201 LAUREL RD  
4 ECHELON PLAZA, FLOOR 7  
VOORHEES, NJ 08043  
T: 215-253-4900  
**Kristen Van Iderstine**  
215-253-4900 x144  
kvaniderstine@philadelphiasoul.com



**PORTLAND STEEL**

1785 SE HIGHWAY 212 # 313  
CLACKAMAS, OR 97015  
T: 503-899-0459  
**BRIAN DANCEL**  
909-797-9767  
bdancel@arenafootball.com



**TAMPA BAY STORM**

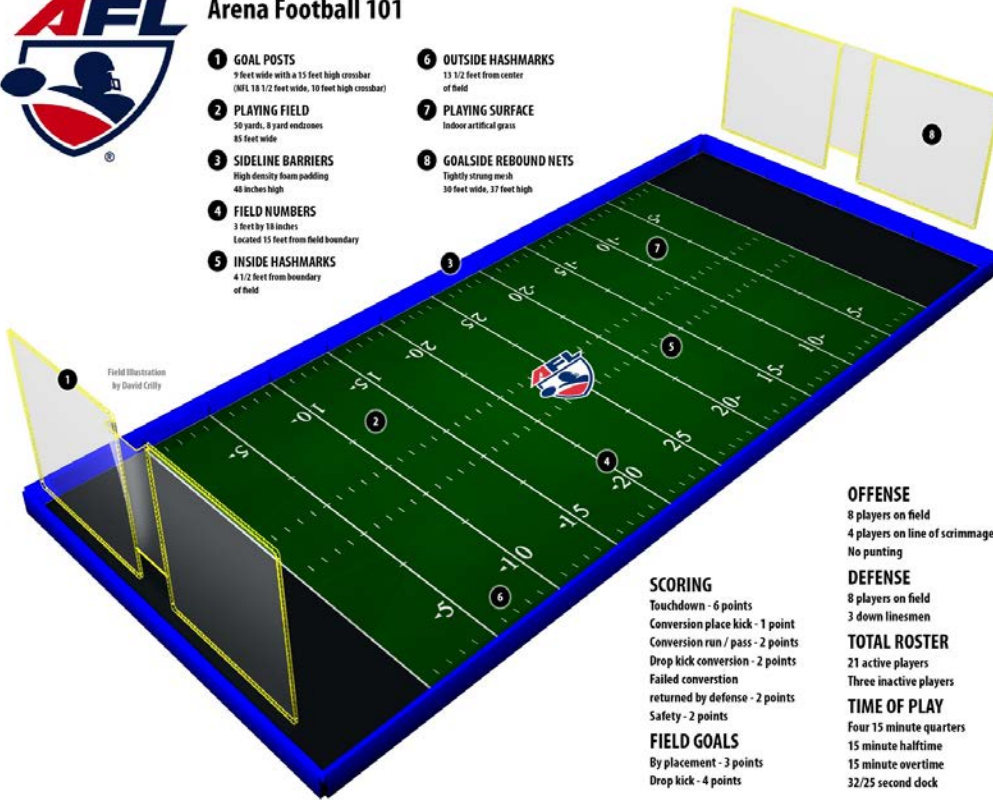
401 CHANNELSIDE DRIVE  
TAMPA, FL 33602  
T: 813-307-5906  
**BEN SHOTTEN**  
631-514-9609  
ben@tampabaystorm.com

# ARENA FOOTBALL LEAGUE



## Arena Football 101

- 1 GOAL POSTS**  
9 feet wide with a 15 feet high crossbar  
(NFL 10 1/2 feet wide, 10 feet high crossbar)
- 2 PLAYING FIELD**  
50 yards, 8 yard endzones  
85 feet wide
- 3 SIDELINE BARRIERS**  
high density foam padding  
48 inches high
- 4 FIELD NUMBERS**  
3 feet by 18 inches  
Located 15 feet from field boundary
- 5 INSIDE HASHMARKS**  
4 1/2 feet from boundary  
of field
- 6 OUTSIDE HASHMARKS**  
13 1/2 feet from center  
of field
- 7 PLAYING SURFACE**  
Indoor artificial grass
- 8 GOALSIDE REBOUND NETS**  
tightly strung mesh  
30 feet wide, 27 feet high



### OFFENSE

8 players on field  
4 players on line of scrimmage  
No punting

### DEFENSE

8 players on field  
3 down linemen

### TOTAL ROSTER

21 active players  
Three inactive players

### TIME OF PLAY

Four 15 minute quarters  
15 minute halftime  
15 minute overtime  
32/25 second dock

### SCORING

Touchdown - 6 points  
Conversion place kick - 1 point  
Conversion run / pass - 2 points  
Drop kick conversion - 2 points  
Failed conversion  
returned by defense - 2 points  
Safety - 2 points

### FIELD GOALS

By placement - 3 points  
Drop kick - 4 points

## MOVEMENT OF THE BALL AND SCORING

- Four (4) downs are allowed to advance the ball 10 yards for a first down, or to score.
- Six (6) points for a touchdown.
- One (1) point for a conversion by place kick after a touchdown, two (2) points for a conversion by drop kick and two (2) points for a successful run or pass after a touchdown.
- Three (3) points for a field goal by placement or four (4) points for a field goal by drop kick.
- Two (2) points for a safety.

## KICKING

- Kickoffs are from the goal line. Kickers may use a one-inch tee.
- Punting is illegal. On fourth down, a team may go for a first down, touchdown or field goal.
- The receiving team may field any kickoff or missed field goal that rebounds off the net.
- Any untouched kickoff, which is out of bounds, will be placed at the 20-yard line or the place where it went out-of-bounds, whichever is more advantageous to the receiving team.

# ARENA FOOTBALL LEAGUE

## PASSING

- Receivers must have one foot inbounds for a catch. A forward pass that rebounds off the rebound net or sideline barrier is a live ball and is in play until it touches the playing surface.

## OVERTIME RULES

- Overtime periods are 15 minutes for both the regular season and the playoffs.
- Each team gets one possession to score. If, after each team has had one possession, one team is ahead, that team wins. If the teams are tied after each has had a possession, the next team to score wins.

## GLOSSARY OF TERMS

**BALL IN THE STANDS** - When a ball is thrown or bounces into the seats surrounding the playing field, the "lucky" fan that catches the ball keeps it.

**DROP KICK** - A drop-kicked FG is worth 4 points. A drop-kicked extra point is worth 2 points. Former Milwaukee Mustangs kicker Kenny Stucker is the last man to have connected on a two-point dropkick (1997).

**FANS** - More than 26 million fans have experienced an AFL game in the League's 24-year history. Last year, in 2011, the AFL drew 1,338,544 fans in the regular season.

**IRONMAN** - Signifies participants playing both offense and defense.

**"MAC" AND "JACK" LINEBACKERS** - "Mac" may rush the QB straight on without stunting, twisting or drop-back coverage. "Jack" must stay within an imaginary box behind the line of scrimmage. Either LB may cover the fullback or tight end.

**OFFENSIVE MOTION** - Unlike stadium-played football, one offensive back may go into forward motion prior to the snap of the ball.

**OVERTIME** - Arena Football has a unique overtime rule. If a contest is tied after regulation, teams will play a 15-minute overtime. Each team will have one opportunity to score. If, after each team has had one chance to score, the game is tied, the first team to score is crowned the winner.

**REBOUND NETS** - Goal-side rebound nets extend outward from each upright. The nets are 30-feet wide, 32-feet high and extend to 40 feet above the playing surface. The bottom bars of the frames are positioned eight feet above the surface. The "scoring area" is nine-feet wide and 15-feet high. Nets are stretched taut so that a missed kick attempt will rebound off the net and back into the field of play. Once the ball caroms off the net, it's live.



# ARENA FOOTBALL LEAGUE

**SIDELINE BARRIERS** - Similar to the sideboards that surround a hockey rink, the sideline barrier encircles the playing surface. The barrier is made of a high-density foam pad, measuring four inches thick.

**STUNTING OR TWISTING** - When a defensive lineman is rushing the passer, there's no "stunting" or "twisting". In other words, linemen are required to power past offensive linemen.

**TIGHT END** - One offensive lineman must declare himself a tight end prior to the snap by simply raising his arm and "declaring" himself a tight end. The Mac (rush-eligible) linebacker must line-up on the opposite side of the center from the tight end.

**TWO-WAY PLAYERS** - One of the most "throwback" features of the Arena Football League is the fact that the game features eight-on-eight football, where at times, some players will play both offense and defense.

## **TRANSACTIONS DEFINED**

**ASSIGNED** - Player signs with team.

**REASSIGNMENT** - Player released from team.

**RECALLABLE REASSIGNMENT** - Team has 48 hours to activate player before he becomes a free agent.

**OTHER LEAGUE EXEMPT** - Player signs with CFL or NFL.

## **PATENT AND TRADEMARK NOTICE:**

AFL, AFL & Design, AFL Arena Football League & Design, AFL Images, AFL Media & Design, Arena Authentic, Arena Flag Football League, Arena Football, Arena Football & Design, Arena Football League, Arenaball, ArenaBowl, Arena Football Get It All, Fire Breathing Football, Football's In the House, The 50-Yard Indoor War, Football with a Bite, In Your Face Football, Pacific Rim Training Camp, War on the Floor, Don't Blink, The Fastest Game on Turf, High Scorin! Heart Stoppin! Helmet Poppin!, Brawl Inside the Wall, Wall2Wall Brawl, Real Fun. Real Close. Real Football., There's a Rumble in the House, and all names, symbols, emblems, logos and colors of the AFL and the AFL member teams are trademarks and service marks owned by Arena Football One, LLC. IRONMAN is a trademark of World Triathlon Corporation, Tarpon Springs, Florida and is under license. The Arena Football Game System and Method of play is protected under U.S. Patent No. 4911443; Canadian Patent No. 1314062, Japanese Patent No. 2654822 and Mexican Patent No. 168556.

**LA KISS** FOOTBALL



**LA KISS FOOTBALL  
OUR HISTORY**

# THE ORGANIZATION

In just two years, the LA KISS has become a phenomenon by taking the KISS mentality and applying it to the most exciting football team in Southern California.

The LA KISS represents a fusion of entertainment and sports, which cannot be found in any other North American sports organization. The LA KISS delivers an all-encompassing in-game experience that is second to none.


LA KISS ownership combines over 40 years of success in both entertainment, sports, and business. The leadership team looks to challenge and redefine the term “Sports Entertainment” by applying the KISS mentality to everything they do.

## “Redefining the term, SPORTS ENTERTAINMENT!”

On August 15, 2013, the Arena Football League announced the formation of the new expansion team in Los Angeles, the LA KISS. The ownership group consisted of the frontmen of the band KISS, Paul Stanley and Gene Simmons, their manager, Dog McGee, and Brett Bouchy. About a month later, the owners announced former Chicago Rush Head Coach Bob McMillen, the 2013 AFL coach of the year, as the team’s first head coach.

The LA KISS’ 2014 inaugural season started with a bang. The team won two out their first three games, including the home opener at the Honda Center. Unfortunately, the magic dissipated quickly; the team only won one out of the final 15 games. The team finished with a 3-15 record and tied for second in the National Conference’s West Division. Although LA KISS failed to make the playoffs, they drew almost 11,000 fans per game, which ranked second in the AFL.

The 2015 season started like the 2014 season ended. The team was winless after its first nine games. The LA KISS, lead by a rejuvenated defense, was much improved in the second half of the season, winning four of the last nine games. The LA KISS upset the San Jose SaberCats in an overtime thriller, which was the only blemish in San Jose’s 20-1 ArenaBowl championship season. The addition of defensive back, Rayshaun Kizer was a significant factor in this defensive resurgence. The strong second half was not enough to overcome the slow start. The LA KISS finished with a 4-14 record in third place in the Western Division and did not make the postseason.



# 2014 YEARLY BREAKDOWN

## Final Standings-National/Western

Team	W	L	PCT.	PF	PA	HOME	AWAY	DIV	CONF
ARIZONA	15	3	.833	1151	905	9-0	6-3	4-0	11-2
SAN ANTONIO	3	15	.167	743	1017	0-9	3-6	1-3	1-5
LOS ANGELES	3	15	.167	633	957	2-7	1-8	1-3	3-9

Team Statistics	LA	OPP
SCORING	699	1010
Points Per Game	38.8	56.1
FIRST DOWNS	301	351
Rushing	38	47
Passing	214	262
Penalty	49	42
RUSHING YARDAGE	303	345
Yards Gaining Rushing	321	365
Yards Lost Rushing	18	20
Rushing Attempts	110	139
Average Per Rush	2.8	2.5
Average Per Game	16.8	19.2
TDs Rushing	19	29
PASSING YARDAGE	4149	4656
Att-Comp-Int	699-370-42	625-395-14
Average Per Pass	5.9	7.4
Average Per Catch	11.2	11.8
Average Per Game	230.5	258.7
TDs Passing	71	103
TOTAL OFFENSE	4452	5001
Total Plays	843	796
Average Per Play	5.3	6.3
Average Per Game	247.3	277.8
KICK RETURNS: #-Yards	111-2078	79-1285
FG RETURNS: #-Yards	2-70	1-52
INT RETURNS: #-Yards	14-178	42-562
KICK RETURN AVERAGE	18.7	16.3
FG RETURN AVERAGE	35.0	52.0
INT RETURN AVERAGE	12.7	13.4
FUMBLES-LOST	15-11	13-9
PENALTIES-Yards	132-837	164-1135
Average Per Game	46.5	63.1
TIME OF POSSESSION/Game	30:01	30:03
3 <sup>rd</sup> -DOWN Conversions	53/132	61/126
3 <sup>rd</sup> -Down Perct	40%	48%
4 <sup>th</sup> -DOWN Conversions	25/66	26/46
4 <sup>th</sup> -Down Perct	38%	57%
SACKS By-Yards	32-134	34-189
MISC YARDS	-32	-1
TOUCHDOWNS SCORED	100	144
FIELD GOALS-ATTEMPTS	7-12	5-10
ON-SIDE KICKS	1-16	0-9
RED ZONE SCORES	48-68 71%	66-80 82%
RED-ZONE TOUCHDOWNS	45-68 66%	63-80 79%
4-Point Drop-Kick FGS	0-0	0-0
PAT-ATTEMPTS	68-80 85%	113-131 86%
2-point drop-kick PATs	0-0	0-0
ATTENDENCE	98505	81240
Games/Avg Per Game	9/10945	9/9027

SCORE BY QUARTER	1 <sup>st</sup>	2 <sup>nd</sup>	3 <sup>rd</sup>	4 <sup>th</sup>	OT	TOTAL
LOS ANGELES	155	201	146	197	0	699
OPPONENTS	217	336	174	277	6	1010

# 2014 YEARLY BREAKDOWN

PASSING	GP	Rating	Cmp-Att-Int	Pct	Yds	TD	Lng	Avg/G
RATERINK, J.J.	12	77.73	211-282-19	55.2	2335	38	47	194.6
GARCIA, Aaron	8	72.8	132-248-17	53.2	1709	26	46	213.6
GUIITON, Kenny	6	68.12	17-40-2	42.5	194	5	33	32.3
HANSEN, Tyler	4	22.84	10-24-14	34.5	100	2	28	25
TEAM	15	39.58	0-0-0	0	-189	0	0	-12.6
<b>Total</b>	<b>18</b>	<b>71.28</b>	<b>370-699-42</b>	<b>52.9</b>	<b>4149</b>	<b>71</b>	<b>47</b>	<b>230.5</b>
<b>Opponents</b>	<b>18</b>	<b>116.04</b>	<b>395-625-14</b>	<b>63.2</b>	<b>4656</b>	<b>103</b>	<b>45</b>	<b>258.7</b>

TOTAL OFFENSE	GP	Plays	Rush	Pass	Total	Avg/G
RATERINK, J.J.	12	419	111	2335	2446	203.8
GARCIA, Aaron	8	251	0	1709	1709	213.6
GUIITON, Kenny	6	49	35	194	229	38.2
HANSEN, Tyler	4	35	27	100	127	31.8
MORTENSEN, Joe	11	23	59	0	59	5.4
MORGAN, Donovan	18	6	27	0	27	1.5
CAMPBELL, Sam	2	6	22	0	22	11
DIAZ, Michael	13	0	8	0	8	0.6
ESTRADA, Matt	11	4	8	0	8	0.7
VARGAS, Andres	12	10	7	0	7	0.6
THOMPCKINS, Bran	6	1	-1	0	-1	-0.2
TEAM	15	0	0	-189	-189	-12.6
<b>Total</b>	<b>18</b>	<b>809</b>	<b>303</b>	<b>4149</b>	<b>4452</b>	<b>247.3</b>
<b>Opponents</b>	<b>18</b>	<b>764</b>	<b>345</b>	<b>4656</b>	<b>5001</b>	<b>277.8</b>

Rushing	GP	ATT	GAIN	LOSS	NET	AVG	TD	LONG
RATERINK, J.J.	12	37	114	3	11	3	9	26
MORTENSEN, JOE	11	23	62	3	59	2.6	2	13
GUIITON, KENNY	6	9	35	0	35	3.9	2	12
HANSEN, TYLER	4	6	27	0	27	4.5	1	13
MORGAN, DONOVAN	18	6	27	0	27	4.5	0	9
CAMPBELL, SAM	2	6	22	0	22	3.7	2	6
ESTRADA, MATT	11	4	9	1	8	2	2	6
DIZA, MICHAEL	13	0	8	0	8	0	0	0
VARGAS, ANDRES	12	10	12	5	7	0.7	1	3
PARKER, SAMIE	7	3	2	2	0	0	0	2
GARCIA, AARON	8	3	0	0	0	0	0	0
GOODSON, SAMORA	7	2	3	3	0	0	0	3
THOMPCKINS, BRAN	6	1	0	1	-1	-1	0	0
<b>TOTAL</b>	<b>18</b>	<b>110</b>	<b>321</b>	<b>18</b>	<b>303</b>	<b>2.8</b>	<b>19</b>	<b>26</b>

KICK RETURNS	NO	YDS	AVG	TD	LONG
CRUZ, AJ	58	1305	22.5	0	57
BROOKINS, MERVI	17	265	15.6	0	44
THOMPCKINS, BRAN	13	274	21.1	2	56
PARKER, SAMIE	5	51	10.2	0	25
GOODSON, SAMORA	4	53	13.2	0	17
CASTILLE, LJ	2	16	8	0	10
PELLUM, ROMEO	2	23	11.5	0	12
MORGAN, DONOVAN	1	18	18	0	18
JONES, ANDRE	1	15	15	0	15
ESTRADA, MATT	1	10	10	0	10
FLETCHER, DONNI	1	0	0	0	0
RADWAY, RAYMOND	1	0	0	0	0
MOSS, DALE	1	5	5	0	5
IDOWU, AYO	1	6	6	1	6
NEAL, J. C.	1	7	7	0	7
ROGERS, TAVEON	1	30	30	0	30
<b>TOTAL</b>	<b>111</b>	<b>2078</b>	<b>18.7</b>	<b>3</b>	<b>57</b>
<b>OPPONENTS</b>	<b>79</b>	<b>1285</b>	<b>16.3</b>	<b>0</b>	<b>45</b>

RECEIVING	GP	No.	Yds	Avg	TD	Long	Avg/G
MORGAN, Donovan	18	141	1878	13.3	37	47	104.3
WHITE, Markee	8	53	523	9.9	5	28	65.4
PARKER, Samie	7	37	351	9.5	5	37	50.1
GOODSON, Samora	7	34	458	13.5	6	36	65.4
THOMPCKINS, Bran	6	24	262	10.9	5	45	43.7
RADWAY, Raymond	6	21	274	13	3	38	45.7
MOSS, Dale	5	9	51	5.7	1	10	10.2
GUIITON, Kenny	6	8	89	11.1	1	39	14.8
WILLIAMS, Mauri	3	8	88	11	4	24	29.3
CASTILLE, LJ	1	7	90	12.9	1	38	90
MORTENSEN, Joe	11	6	67	11.2	0	16	6.1
CRUZ, AJ	11	5	24	4.8	1	12	2.2
VARGAS, Andres	12	3	48	16	1	26	4
WILSON, Julius	6	3	43	14.3	1	17	7.2
RATERINK, J.J.	12	2	21	10.5	0	15	1.8
ROGERS, Taveon	1	2	21	10.5	0	12	21
SAMPSON, DeMarc	2	2	17	8.5	0	9	8.5
PELLUM, Romeo	12	2	14	7	0	10	1.2
MADSEN, Joe	16	1	8	8	0	8	0.5
ESTRADA, Matt	11	1	6	6	0	6	0.5
STEPHENSON, Cam	1	1	5	5	0	5	5
<b>Total</b>	<b>18</b>	<b>370</b>	<b>4338</b>	<b>11.7</b>	<b>71</b>	<b>47</b>	<b>241</b>
<b>Opponents</b>	<b>18</b>	<b>395</b>	<b>4790</b>	<b>12.1</b>	<b>103</b>	<b>45</b>	<b>266.1</b>

INTERCEPTIONS	NO	YDS	AVG	TD	LONG
PELLUM, ROMEO	2	85	42.5	1	44
JONES, ANDRE	2	4	2	0	4
ESTRADA, MATT	2	37	18.5	1	22
BROOKINS, MERVI	2	-5	-2.5	0	0
MCCOIL, DEXTER	1	11	11	1	11
BELL, BEAU	1	25	25	1	25
NEAL, J. C.	1	0	0	0	0
NICHOLAS, NIGEL	1	0	0	0	0
COHN, RODERICK	1	15	15	0	15
FLETCHER, DONNI	1	6	6	0	6
<b>TOTAL</b>	<b>14</b>	<b>178</b>	<b>12.7</b>	<b>4</b>	<b>44</b>
<b>OPPONENTS</b>	<b>42</b>	<b>562</b>	<b>13.4</b>	<b>6</b>	<b>53</b>

FUMBLE RETURNS	NO	YDS	AVG	TD	LONG
BELL, B. J.	1	2	2	0	2
ESTRADA, MATT	1	5	5	1	5
BELL, BEAU	1	0	0	1	0
<b>TOTAL</b>	<b>3</b>	<b>7</b>	<b>2.3</b>	<b>2</b>	<b>5</b>
<b>OPPONENTS</b>	<b>5</b>	<b>33</b>	<b>6.6</b>	<b>5</b>	<b>25</b>

FG RETURNS	NO	YDS	AVG	TD	LONG
CRUZ, AJ	1	58	58	1	58
NEAL, J.C.	1	12	12	0	12
<b>TOTAL</b>	<b>2</b>	<b>70</b>	<b>35</b>	<b>1</b>	<b>58</b>
<b>OPPONENTS</b>	<b>1</b>	<b>52</b>	<b>52</b>	<b>1</b>	<b>52</b>

FIELD GOALS	FGM-FGA	PCT	01-29	30-49	50-99	LG	BLK
SPENCER, KENNY	7-12	58.3	3-4	4-7	0-1	36	1

# 2014 YEARLY BREAKDOWN

SCORING	TD	FGs	PAT						Points
			Kick	Rush	Rcv	Pass	2PT	Saf	
MORGAN, Donovan	37	0-0	0-0	0-0	1	0-0	0	0	224
SPENCER, Kenny	0	7-12	68-80	0-0	0	0-0	0	0	89
RATERINK, J.J.	9	0-0	0-0	1-2	0	1-6	0	0	56
THOMPSON, Bran	7	0-0	0-0	1-1	1	0-1	0	0	46
GOODSON, Samora	6	0-0	0-0	0-0	0	0-0	0	0	36
PARKER, Samie	5	0-0	0-0	0-0	0	0-0	0	0	30
WHITE, Markee	5	0-0	0-0	0-0	0	0-0	0	0	30
WILLIAMS, Mauri	4	0-0	0-0	0-0	0	0-0	0	0	24
ESTRADA, Matt	4	0-0	0-0	0-1	0	0-0	0	0	24
GUIOTON, Kenny	3	0-0	0-0	0-2	0	0-0	0	0	18
RADWAY, Raymond	3	0-0	0-0	0-0	0	0-0	0	0	18
BELL, Beau	2	0-0	0-0	0-0	0	0-0	0	0	12
MORTENSEN, Joe	2	0-0	0-0	0-0	0	0-0	0	0	12
VARGAS, Andres	2	0-0	0-0	0-0	0	0-0	0	0	12
CAMPBELL, Sam	2	0-0	0-0	0-0	0	0-0	0	0	12
CRUZ, AJ	2	0-0	0-0	0-0	0	0-0	0	0	12
MCCOIL, Dexter	1	0-0	0-0	0-0	0	0-0	0	0	6
MOSS, Dale	1	0-0	0-0	0-0	0	0-0	0	0	6
IDOWU, Ayo	1	0-0	0-0	0-0	0	0-0	0	0	6
WILSON, Julius	1	0-0	0-0	0-0	0	0-0	0	0	6
PELLUM, Romeo	1	0-0	0-0	0-0	0	0-0	0	0	6
HANSEN, Tyler	1	0-0	0-0	0-0	0	0-2	0	0	6
CASTILLE, LJ	1	0-0	0-0	0-0	0	0-0	0	0	6
LOISEAU, Shawn	0	0-0	0-0	0-0	0	0-0	0	1	2
GARCIA, Aaron	0	0-0	0-0	0-0	0	1-4	0	0	0
<b>Total</b>	<b>100</b>	<b>7-12</b>	<b>68-80</b>	<b>2-6</b>	<b>2</b>	<b>2-13</b>	<b>0</b>	<b>1</b>	<b>699</b>
<b>Opponents</b>	<b>144</b>	<b>5-10</b>	<b>113-131</b>	<b>4-6</b>	<b>4</b>	<b>4-6</b>	<b>0</b>	<b>1</b>	<b>1010</b>

ALL PURPOSE	GP	RUSH	REC	FG	KOR	IR	TOT	AVG/G
MORGAN, DONOVAN	18	27	1878	0	18	0	1923	106.8
CRUZ, AJ	11	0	24	58	1305	0	1387	126.1
THOMPSON, BRAN	6	-1	262	0	274	0	535	89.2
WHITE, MARKEE	8	0	523	0	0	0	523	89.2
GOODSON, SAMORA	7	0	458	0	53	0	511	73
PARKER, SAMIE	7	0	351	0	51	0	402	57.4
RADWAY, RAYMOND	6	0	274	0	0	0	274	45.7
BROOKINS, MERVI	6	0	0	0	265	-5	260	43.3
RATERINK, J. J.	12	111	21	0	0	0	132	11
MORTENSEN, JOE	11	59	67	0	0	0	126	11.5
GUIOTON, KENNY	6	35	89	0	0	0	124	20.7
PELLUM, ROMEO	12	0	14	0	23	85	122	10.2
CASTILLE, LJ	1	0	90	0	16	0	106	106
WILLIAMS, MAURI	3	0	88	0	0	0	88	29.3
ESTRADA, MATT	11	8	6	0	10	37	61	5.5
MOSS, DALE	5	0	51	0	5	0	56	11.2
VARGAS, ANDRES	12	7	48	0	0	0	55	4.6
ROGERS, TAVEON	1	0	21	0	30	0	51	51
WILSON, JULIUS	6	0	43	0	0	0	43	7.2
HANSEN, TYLER	4	27	0	0	0	0	27	6.8
BELL, BEAU	15	0	0	0	0	25	25	1.7
CAMPBELL, SAM	2	22	0	0	0	0	22	11
NEAL, J. C.	14	0	0	12	7	0	19	1.4
JONES, ANDRE	6	0	0	0	15	4	19	3.2
SAMPSON, DeMARC	2	0	17	0	0	0	17	8.5
COHN, RODERICK	2	0	0	0	0	15	15	7.5
MCCOIL, DEXTER	5	0	0	0	0	11	11	2.2
DIAZ, MICHAEL	13	8	0	0	0	0	8	0.6
MADSEN, JOE	16	0	8	0	0	0	8	0.5
IDOWU, AYO	2	0	0	0	6	0	6	3
FLETCHER, DONNI	5	0	0	0	0	6	6	1.2
STEPHENSON, CAM	1	0	5	0	0	0	5	5
<b>TOTAL</b>	<b>18</b>	<b>303</b>	<b>4338</b>	<b>70</b>	<b>2078</b>	<b>178</b>	<b>6967</b>	<b>387.1</b>
<b>OPPONENTS</b>	<b>18</b>	<b>345</b>	<b>4790</b>	<b>52</b>	<b>1285</b>	<b>562</b>	<b>7034</b>	<b>390.8</b>

# 2014 YEARLY BREAKDOWN

DEFENSIVE LEADERS	GP	Tackles			Sacks		Pass Def			Fumbles			
		Solo	Ast	Total	TFL/Yds	No-Yds	Int-Yds	BrUp	QBH	Rcv-Yds	FF	BLK Kick	Saf
14 NEAL, J.C.	14	51	27	64.5	1.5-4	.	1-0	25	.	2-0	1	.	.
2 BELL, Beau	15	41	27	54.5	13.0-62	12.5-60	1-25	5	11	2-0	1	1	.
6 PELLUM, Romeo	12	39	17	47.5	1.0-3	.	2-85	15	.	.	.	.	.
3 JONES, Andre	6	38	6	41	1.0-2	.	2-4	14	.	.	.	.	.
5 ESTRADA, Matt	11	26	17	34.5	.	0.5-0	2-37	4	1	1-5	1	.	.
13 BROOKINS, Mervi	6	19	5	21.5	.	.	2--5	7	.	.	.	.	.
13 FLETCHER, Donni	5	16	9	20.5	.	.	1-6	4	.	.	.	.	.
23 CRUZ, AJ	11	17	7	20.5	.	.	.	1	.	.	.	.	.
26 LOISEAU, Shawn	5	16	7	19.5	4.0-7	1.0-2	.	2	.	.	.	.	1
26 MCCOIL, Dexter	5	13	11	18.5	1.0-2	.	1-11	2	1	.	.	.	.
22 JOHNSON, Terren	3	17	3	18.5	.	.	.	6	.	.	1	.	.
52 PITTMAN, Domini	10	13	5	15.5	5.5-14	3.5-11	.	3	1	.	.	.	.
56 BROWN, Nekos	6	11	7	14.5	2.0-10	2.0-10	.	.	3	1-0	2	.	.
99 NICHOLAS, Nigel	10	7	13	13.5	.	.	1-0	1	5	.	.	.	.
94 BELL, B.J.	17	6	15	13.5	6.5-23	5.0-18	.	1	11	2-2	1	.	.
19 SPENCER, Kenny	18	11	5	13.5	.	.	.	.	.	.	.	.	.
13 COHN, Roderick	2	9	1	9.5	.	.	1-15	2	.	.	.	.	.
8 WHITE, Markee	8	8	2	9	.	.	.	.	1	.	.	.	.
1 MORGAN, Donovan	18	8	.	8	.	.	.	.	.	.	.	.	.
71 CATO-BISHOP, Da	5	5	3	6.5	2.0-10	2.0-10	.	.	1	.	.	.	.
3 RADWAY, Raymond	6	6	1	6.5	.	.	.	.	.	.	.	.	.
92 SPICIER, Michae	3	4	3	5.5	4.0-16	3.0-15	.	.	3	.	1	.	.
22 PENDLETON, Wesl	5	4	2	5	.	.	.	3	.	.	.	.	.
33 IDOWU, Ayo	2	2	5	4.5	1.5-4	1.5-4	.	.	1	.	.	.	.
21 FREEMAN, Andre	1	4	.	4	.	.	.	.	.	.	.	.	.
11 GOODSON, Samora	7	3	2	4	0.5-3	0.5-3	.	.	.	.	.	.	.
TM TEAM	15	3	.	3	.	.	.	.	.	.	1	.	.
95 CELOTTO, Tony	4	3	.	3	.	.	.	1	1	.	.	.	.
92, WILLIAMS, David	2	1	4	3	.	.	.	.	.	.	.	.	.
5 OCTAVIEN, Steve	3	1	3	2.5	0.5-2	0.5-2	.	1	1	.	.	.	.
71 OJOMO, Adewale	3	1	3	2.5	.	.	.	.	.	1-0	.	.	.
92 REED, D'Aundre	1	2	.	2	1.0-2	.	.	.	.	.	1	.	.
33 VEIKUNE, David	1	2	.	2	.	.	.	1	.	.	.	.	.
15 MOSS, Dale	5	1	2	2	.	.	.	1	.	.	1	.	.
74 VARGAS, Andres	12	2	.	2	.	.	.	.	.	.	.	.	.
70 DIAZ, Michael	13	1	1	1.5	.	.	.	.	.	.	.	.	.
4 MERRILL, Otis	3	1	1	1.5	.	.	.	2	.	.	.	.	.
18 SAMPSON, DeMarc	2	1	1	1.5	.	.	.	.	.	.	.	.	.
17 OGBU, Ollie	1	1	1	1.5	.	.	.	.	.	.	.	.	.
42 MORTENSEN, Joe	11	1	1	1.5	.	.	.	.	.	.	.	.	.
4 PARKER, Samie	7	1	.	1	.	.	.	.	.	.	.	.	.
64 CAMPBELL, Sam	2	1	.	1	.	.	.	.	.	.	.	.	.
7 THOMPSON, Bran	6	1	.	1	.	.	.	.	.	.	.	.	.
33 TOMLIN, Roderic	2	1	.	1	.	.	.	.	.	.	.	.	.
64 ANDERSON, Chad	3	1	.	1	.	.	.	.	.	.	.	.	.
72 WILSON, Julius	6	1	.	1	.	.	.	.	.	.	.	.	.
63 MADSEN, Joe	16	1	.	1	.	.	.	.	.	.	.	.	.
64 BAXTER, Colin	8	.	1	0.5	.	.	.	.	.	.	.	.	.
11 RATERINK, J.J.	12	.	1	0.5	.	.	.	.	.	.	.	.	.
16 SPICER, Michael	1	.	.	.	.	.	.	1	.	.	.	.	.
<b>Total</b>	18	422	219	531.5	45-164	32-134	14-178	102	41	9-7	11	1	1
<b>Opponents</b>	18	426	208	530	51-218	34-189	42-562	92	31	11-33	8	3	1

# LA KISS FOOTBALL



# 2015 YEAR IN REVIEW



# 2015 IN REVIEW

## Final Standings-National/Western

Team	W	L	PCT.	PF	PA	HOME	AWAY	DIV	CONF
ARIZONA	14	4	.778	1003	826	8-1	6-3	5-1	10-4
LAS VEGAS	5	12	.306	740	909	3-5-1	2-7	3-3	5-9
LOS ANGELES	4	14	.222	724	915	3-6	1-8	1-5	4-10

Team Statistics	LA	OPP
SCORING	724	915
Points Per Game	40.2	50.8
FIRST DOWNS	319	341
Rushing	37	45
Passing	220	236
Penalty	62	60
RUSHING YARDAGE	373	431
Yards Gaining Rushing	399	462
Yards Lost Rushing	26	31
Rushing Attempts	105	125
Average Per Rush	3.6	3.4
Average Per Game	20.7	23.9
TDs Rushing	16	28
PASSING YARDAGE	4412	4394
Att-Comp-Int	680-366-16	595-367-14
Average Per Pass	6.5	7.4
Average Per Catch	12.1	12.0
Average Per Game	245.1	244.1
TDs Passing	81	89
TOTAL OFFENSE	4785	4825
Total Plays	829	734
Average Per Play	5.8	6.6
Average Per Game	265.8	268.1
KICK RETURNS: #-Yards	96-1662	71-1345
FG RETURNS: #-Yards	4-77	1-0
INT RETURNS: #-Yards	14-258	16-185
KICK RETURN AVERAGE	17.3	18.9
FG RETURN AVERAGE	19.2	0.0
INT RETURN AVERAGE	18.4	11.6
FUMBLES-LOST	21-18	15-10
PENALTIES-Yards	172-1242	178-1247
Average Per Game	69.0	69.3
TIME OF POSSESSION/Game	29:42	29:22
3 <sup>rd</sup> -DOWN Conversions	60/147	67/116
3 <sup>rd</sup> -Down Perct	41%	58%
4 <sup>th</sup> -DOWN Conversions	24/65	15/33
4 <sup>th</sup> -Down Perct	37%	45%
SACKS By-Yards	14-73	44-204
MISC YARDS	-20	13
TOUCHDOWNS SCORED	104	132
FIELD GOALS-ATTEMPTS	4-9	1-6
ON-SIDE KICKS	1-10	4-7
RED ZONE SCORES	47-68 69%	61-80 76%
RED-ZONE TOUCHDOWNS	44-68 65%	61-80 76%
4-Point Drop-Kick FGS	0-0	0-0
PAT-ATTEMPTS	80-95 84%	114-130 88%
2-point drop-kick PATs	0-1	0-0
ATTENDENCE	72860	93404
Games/Avg Per Game	9/8096	9/10378

SCORE BY QUARTER	1 <sup>st</sup>	2 <sup>nd</sup>	3 <sup>rd</sup>	4 <sup>th</sup>	OT	TOTAL
LOS ANGELES	119	257	166	177	6	724
OPPONENTS	222	273	206	214	0	915

## 2015 ATTENDENCE

WEEK	OPPONENT	ATTENDENCE
1	@ PORTLAND	9962
2	@ SAN JOSE	10175
3	<b>LAS VEGAS</b>	<b>8565</b>
4	@ ORLANDO	11218
5	<b>ARIZONA</b>	<b>7900</b>
6	@ LAS VEGAS	7574
7	@ SPOKANE	7906
8	@ PORTLAND	10023
9	BYE	
10	<b>JACKSONVILLE</b>	<b>8235</b>
11	<b>PORTLAND</b>	<b>7345</b>
12	@ SAN JOSE	9132
13	<b>PHILADELPHIA</b>	<b>7764</b>
14	<b>ARIZONA</b>	<b>7832</b>
15	BYE	
16	<b>SPOKANE</b>	<b>7730</b>
17	<b>LAS VEGAS</b>	<b>7635</b>
18	@ ARIZONA	11106
19	@ TAMPA BAY	16308
20	<b>SAN JOSE</b>	<b>9854</b>

# 2015 IN REVIEW

RUSHING	GP	ATT	GAIN	LOSS	NET	AVG	TD	LONG
MCPHERSON, ADRI	7	31	157	3	154	5	8	22
MASON, MILES	8	11	66	0	66	6	3	19
SOUTHWICK, DAN	10	15	55	4	51	3.4	0	15
ANDERSON, CHAD	11	8	25	0	25	3.1	0	9
BASSUENER, MATT	3	5	22	0	22	4.4	1	13
LEWIS, THYRON	8	2	18	0	18	9	0	14
CAMPBELL, SAM	8	6	14	0	14	2.3	0	7
TEVAGA, SHANNON	14	3	7	0	7	2.3	0	6
SAMPSON, DEMARC	13	9	13	7	6	0.7	2	5
ZBYDNIIEWSKI, BR	2	3	5	0	5	1.7	0	3
MORGAN, DONOVAN	18	2	4	0	4	2	0	4
STEVENS, HAMANI	2	3	3	1	2	0.7	0	3
CLANCY, JOE	8	3	7	5	2	0.7	1	6
SOLOMON, JEFFRE	3	1	2	0	2	2	1	2
GILSON, TOM	17	1	0	1	-1	-1	0	0
GILMORE, J.T.	9	2	1	5	-4	-2	0	1
<b>TOTAL</b>	<b>18</b>	<b>105</b>	<b>399</b>	<b>26</b>	<b>373</b>	<b>3.6</b>	<b>16</b>	<b>22</b>
<b>OPPONENTS</b>	<b>18</b>	<b>125</b>	<b>462</b>	<b>31</b>	<b>431</b>	<b>3.4</b>	<b>28</b>	<b>25</b>

PASSING	GP	RATING	CMP-ATT-INT	PCT	YDS	TD	LNG	AVG/G
SOUTHWICK, DAN	10	97.52	191-338-10	56.5	2342	43	48	234.2
MCPHERSON, ADRI	7	96.62	86-167-1	51.5	1089	18	39	115.6
BASSUENER, MATT	3	115.07	45-69-0	65.2	551	7	44	183.7
CLANCY, JOE	8	71.38	26-68-2	38.2	391	7	44	48.9
ZBYDNIIEWSKI, BR	2	74.78	18-38-3	47.4	243	6	43	121.5
<b>TOTAL</b>	<b>18</b>	<b>93.95</b>	<b>366-680-16</b>	<b>53.8</b>	<b>4412</b>	<b>81</b>	<b>48</b>	<b>245.1</b>
<b>OPPONENTS</b>	<b>18</b>	<b>11.85</b>	<b>367-595-14</b>	<b>61.7</b>	<b>4394</b>	<b>89</b>	<b>49</b>	<b>244.1</b>

RECEIVING	GP	NO.	YDS	AVG	TD	LONG	AVG/G
MORGAN, DONOVAN	18	132	2074	15.7	44	48	115.2
SAMPSON, DEMARC	13	73	855	11.7	10	45	65.8
GILSON, TOM	17	53	549	10.4	7	38	32.3
LEWIS, THYRON	8	42	457	10.9	4	28	57.1
SOLOMON, JEFFRE	3	22	236	10.7	3	37	78.7
GOARD, TYRONE	6	17	149	8.8	7	29	24.8
SAMBRANO, JABIN	3	4	61	15.2	2	39	20.3
CASTILE, L.J.	1	4	58	14.5	1	26	58
VIZZI, TIM	1	4	50	12.5	0	14	50
PARKER, ANTHONY	14	4	23	5.8	2	8	1.6
MASON, MILES	8	3	24	8	1	12	3
ANDERSON, CHAD	11	3	16	5.3	0	11	1.5
FRANKLIN, AUSTI	1	2	30	15	0	22	30
CAMPBELL, SAM	8	1	20	20	0	20	2.5
DIAZ, MICHAEL	5	1	10	10	0	10	2
BOYLE, SHAINÉ	11	1	4	4	0	4	0.4
<b>TOTAL</b>	<b>18</b>	<b>366</b>	<b>4616</b>	<b>12.6</b>	<b>81</b>	<b>48</b>	<b>256.4</b>
<b>OPPONENTS</b>	<b>18</b>	<b>367</b>	<b>4467</b>	<b>12.2</b>	<b>89</b>	<b>49</b>	<b>248.2</b>

FIELD GOALS	FGM-FGA	PCT	01-19	20-29	30-39	40-49	50-99	LG	BLK
SPENCER, KENNY	2-4	50	0-0	1-1	1-3	0-0	0-0	31	0
KOKER, JOHN	1-1	100	1-1	0-0	0-0	0-0	0-0	18	0
HEIDARI, ANDRE	1-4	25	0-0	1-3	0-0	0-0	0-1	21	2

ALL PURPOSE	G	RUSH	REC	FG	KOR	IR	TOT	AVG/G
MORGAN, DONOVAN	18	4	2074	0	0	0	2078	115.4
SAMPSON, DEMARC	13	6	855	24	427	0	1312	100.9
SCOTT, LARON	11	0	0	12	585	11	608	55.3
GILSON, TOM	17	-1	549	0	0	0	548	32.2
LEWIS, THYRON	8	18	457	0	15	0	490	61.2
TRICE, MARCUS	5	0	0	0	439	0	439	87.8
SOLOMON, JEFFRE	3	2	236	0	12	0	250	83.3
MCPHERSON, ADRI	7	154	0	0	0	0	154	22
VICTORIAN, JOSH	8	0	0	19	0	131	150	18.8
GOARD, TYRONE	6	0	149	0	0	0	149	24.8
CASTILE, L.J.	1	0	58	0	78	0	136	136
KIZER, RAYSHAUN	10	0	0	0	0	92	92	9.2
MASON, MILES	8	66	24	0	0	0	90	11.2
BROWN, CARLTON	4	0	0	0	61	9	70	17.5
SAMBRANO, JABIN	3	0	61	0	7	0	68	22.7
VIZZI, TIM	1	0	50	0	15	0	65	65
SOUTHWICK, DANN	10	51	0	0	0	0	51	5.1
ANDERSON, CHAD	11	25	16	0	0	0	41	3.7
DIX, DE'AUDRA	7	0	0	22	7	8	37	5.3
CAMPBELL, SAM	8	14	20	0	0	0	34	4.2
FRANKLIN, AUSTI	1	0	30	0	0	0	30	30
BENTON, TER'RAN	15	0	0	0	16	7	23	1.5
PARKER, ANTHONY	14	0	23	0	0	0	23	1.6
BASSUENER, MATT	3	22	0	0	0	0	22	7.3
DIAZ, MICHAEL	5	0	10	0	0	0	10	2
TEVAGA, SHANNON	14	7	0	0	0	0	7	0.5
ZBYDNIIEWSKI, BR	2	5	0	0	0	0	5	2.5
BOYLE, SHAINÉ	11	0	4	0	0	0	4	0.4
STEVENS, HAMANI	2	2	0	0	0	0	2	1
CLANCY, JOE	8	2	0	0	0	0	2	0.2
GILMORE, J.T.	9	-4	0	0	0	0	-4	-0.4
<b>TOTAL</b>	<b>18</b>	<b>373</b>	<b>4616</b>	<b>77</b>	<b>1662</b>	<b>258</b>	<b>6986</b>	<b>388.1</b>
<b>OPPONENTS</b>	<b>18</b>	<b>431</b>	<b>4467</b>	<b>0</b>	<b>1345</b>	<b>185</b>	<b>6428</b>	<b>357.1</b>

Kick Returns	No.	Yds	Avg	TD	Long
SAMPSON, DeMarc	29	427	14.7	1	53
SCOTT, Laron	29	585	20.2	2	55
TRICE, Marcus	22	439	20	0	54
BROWN, Carlton	5	61	12.2	0	16
CASTILE, L.J.	4	78	19.5	0	39
GILSON, Tom	1	0	0	0	0
LEWIS, Thyron	1	15	15	0	15
SOLOMON, Jeffre	1	12	12	0	12
BENTON, Ter'Ran	1	16	16	0	16
DIX, De'Audra	1	7	7	0	7
VIZZI, Tim	1	15	15	0	15
SAMBRANO, Jabin	1	7	7	0	7
<b>Total</b>	<b>96</b>	<b>1662</b>	<b>17.3</b>	<b>3</b>	<b>55</b>
<b>Opponents</b>	<b>71</b>	<b>1345</b>	<b>18.9</b>	<b>6</b>	<b>58</b>

Fumble Returns	No	Yds	Avg	TD	Long
CLAY, Charles	1	5	5	0	5
KIZER, Rayshaun	1	19	19	0	19
<b>Total</b>	<b>2</b>	<b>24</b>	<b>12</b>	<b>0</b>	<b>19</b>
<b>Opponents</b>	<b>5</b>	<b>57</b>	<b>11.4</b>	<b>4</b>	<b>22</b>

# 2015 IN REVIEW

Scoring	TD	FGs	-----PATs-----					2PT	SAF	POINTS
			KICK	RUSH	RCV	PASS				
MORGAN, Donovan	44	0-0	0-0	0-0	0	0-0	0	0	264	
SAMPSON, DeMarc	13	0-0	0-0	0-0	0	0-0	0	0	78	
MCPHERSON, Adri	8	0-0	0-0	0-0	0	0-0	0	0	48	
GILSON, Tom	7	0-0	0-0	0-0	0	0-0	0	0	42	
GOARD, Tyrone	7	0-0	0-0	0-0	0	0-0	0	0	42	
HEIDARI, Andre	0	1-4	36-45	0-0	0	0-0	0	0	39	
SPENCER, Kenny	0	2-4	28-32	0-0	0	0-0	0	0	34	
SOLOMON, Jeffrey	4	0-0	0-0	0-0	1	0-0	0	0	26	
MASON, Miles	4	0-0	0-0	0-0	0	0-0	0	0	24	
LEWIS, Thyron	4	0-0	0-0	0-0	0	0-0	0	0	24	
KOKER, John	0	1-1	12-12	0-0	0	0-0	0	0	15	
SAMBRANO, Jabin	2	0-0	0-0	0-0	0	0-0	0	0	12	
KIZER, Rayshaun	2	0-0	0-0	0-0	0	0-0	0	0	12	
VICTORIAN, Josh	2	0-0	0-0	0-0	0	0-0	0	0	12	
SCOTT, Laron	2	0-0	0-0	0-0	0	0-0	0	0	12	
PARKER, Anthony	2	0-0	0-0	0-0	0	0-0	0	0	12	
CLANCY, Joe	1	0-0	0-0	1-1	0	0-1	0	0	8	
BASSUENER, Matt	1	0-0	0-0	0-0	0	0-0	0	0	6	
CASTILLE, L.J.	1	0-0	0-0	0-0	0	0-0	0	0	6	
ZALUD, Bobby	0	0-0	4-6	0-0	0	0-0	0	0	4	
PITTMAN, Domini	0	0-0	0-0	0-0	0	0-0	0	1	2	
CATO-BISHOP, Da	0	0-0	0-0	0-0	0	0-0	0	1	2	
SOUTHWICK, Dann	0	0-0	0-0	0-0	0	1-6	0	0	0	
<b>Total</b>	<b>104</b>	<b>4-9</b>	<b>80-95</b>	<b>1-1</b>	<b>1</b>	<b>1-7</b>	<b>0</b>	<b>2</b>	<b>724</b>	
<b>Opponents</b>	<b>132</b>	<b>1-6</b>	<b>114-130</b>	<b>1-1</b>	<b>1</b>	<b>1-1</b>	<b>0</b>	<b>1</b>	<b>915</b>	

TOTAL OFFENSE	G	PLAYS	RUSH	PASS	TOTAL	AVG/G
SOUTHWICK, DANN	10	353	51	2342	2393	239.3
MCPHERSON, ADRI	7	198	154	1089	1243	177.6
BASSUENER, MATT	3	74	22	551	573	191
CLANCY, JOE	8	71	2	391	393	49.1
ZBYDNIOWSKI, BR	2	41	5	243	248	124
MASON, MILES	8	11	66	0	66	8.2
X- ANDERSON, CHAD	11	8	25	0	25	2.3
LEWIS, THYRON	8	2	18	0	18	2.2
CAMPBELL, SAM	8	6	14	0	14	1.8
TEVAGA, SHANNON	14	3	7	0	7	0.5
SAMPSON, DEMARC	13	9	6	0	6	0.5
MORGAN, DONOVAN	18	2	4	0	4	0.2
SOLOMON, JEFFRE	3	1	2	0	2	0.7
STEVENS, HAMANI	2	3	2	0	2	1
GILSON, TOM	17	1	-1	0	-1	-0.1
GILMORE, J.T.	9	2	-4	0	-4	-0.4
TEAM	18	0	0	-204	-204	-11.3
<b>TOTAL</b>	<b>18</b>	<b>785</b>	<b>373</b>	<b>4412</b>	<b>4785</b>	<b>265.8</b>
<b>OPPONENTS</b>	<b>18</b>	<b>720</b>	<b>431</b>	<b>4394</b>	<b>4825</b>	<b>268.1</b>

FG RETURNS	NO	YDS	AVG	TD	LONG
SAMPSON, DEMARC	1	24	24	0	24
VICTORIAN, JOSH	1	19	19	0	19
SCOTT, LARON	1	12	12	0	12
DIX, DE'AUDRA	1	22	22	0	22
<b>TOTAL</b>	<b>4</b>	<b>77</b>	<b>19.2</b>	<b>0</b>	<b>24</b>

INTERCEPTIONS	NO	YDS	AVG	TD	LONG
KIZER, Rayshaun	5	92	18.4	2	40
Victorian, Josh	4	131	32.8	2	52
DIX, De'Audra	1	8	8	0	8
TRICE, Marcus	1	0	0	0	0
BENTON, Ter'Ran	1	7	7	0	7
BROWN, Carlton	1	9	9	0	9
SCOTT, Laron	1	11	11	0	11
<b>Total</b>	<b>14</b>	<b>258</b>	<b>18.4</b>	<b>4</b>	<b>52</b>
<b>Opponents</b>	<b>16</b>	<b>185</b>	<b>11.6</b>	<b>5</b>	<b>47</b>

WEEK	OPPONENT	ATTENDENCE
1	@Portland	7194
2	@San Jose	10175
3	Las Vegas	8565
4	@Orlando	11218
5	Arizona	7900
6	@Las Vegas	2452
7	@Spokane	7960
8	@Portland	10023
9	BYE	
10	Jacksonville	8235
11	Portland	7345
12	@San Jose	9132
13	Philadelphia	6122
14	Arizona	7832
15	BYE	
16	Spokane	7730
17	Las Vegas	7635
18	@Arizona	11106
19	@Tampa Bay	16308
20	San Jose	9854

# 2015 IN REVIEW

Defensive Leaders	GP	-----Tackles-----				-Sacks-		-----Pass Def-----			---Fumbles---		BLKD KICK	SAF
		Solo	Ast	Total	TFL/Yds	No-Yds	Int-Yds	BRUP	QBH	RCV-YDS	FF			
KIZER, Rayshaun	10	67	9	71.5	1.5-2	.	5-92	21	1	1-19	1	.	.	
BENTON, Ter'Ran	15	35	9	39.5	2.0-2	.	1-7	3	.	.	1	.	.	
BOYLE, Shaine	11	32	9	36.5	1.5-4	.	.	2	1	.	1	.	.	
DIX, De'Audra	7	31	8	35	.	.	1-8	7	.	.	.	.	.	
SCOTT, Laron	11	23	9	27.5	.	.	1-11	4	.	.	1	.	.	
DILLON, Antron	18	15	17	23.5	3.5-15	1.5-9	.	4	3	.	.	.	.	
VICTORIAN, Josh	8	19	6	22	0.5-0	.	4-131	5	.	1-0	.	.	.	
CATO-BISHOP, Da	18	17	9	21.5	4.0-25	3.0-23	.	3	15	1-0	.	1	1	
TRICE, Marcus	5	13	11	18.5	0.5-1	.	1-0	4	1	2-0	2	.	.	
BROWN,, Carliton	4	17	1	17.5	.	.	1-9	2	.	.	.	.	.	
GILMORE, J.T.	9	11	9	15.5	2.5-7	2.0-3	.	1	3	1-0	2	.	.	
HARRELL, Logan	7	11	5	13.5	3.5-13	3.5-13	.	.	.	.	1	.	.	
GILSON, Tom	17	10	2	11	.	.	.	1	.	2-0	.	.	.	
PITTMAN, Domini	8	10	1	10.5	4.0-25	2.0-20	.	.	2	.	.	2	1	
WRIGHT, Winston	3	9	.	9	.	.	.	1	.	.	.	.	.	
SPICER, Michale	5	7	3	8.5	2.0-3	.	.	.	1	.	.	.	.	
SAMPSON, DeMarc	13	7	2	8	.	.	.	.	.	.	.	.	.	
CLAY, Charles	4	7	1	7.5	.	.	.	1	.	1-5	.	.	.	
BROWN, Nekos	6	4	3	5.5	2.0-4	0.5-2	.	.	2	.	.	.	.	
MORGAN, Donovan	18	5	.	5	.	.	.	.	.	.	.	.	.	
LEWIS, Ronnell	4	2	4	4	1.0-4	0.5-4	.	3	.	.	.	.	.	
ANDERSON, Chad	11	3	.	3	.	.	.	.	.	.	.	.	.	
GOARD, Tyrone	6	3	.	3	.	.	.	.	.	.	.	.	.	
HEIDARI, Andre	8	2	1	2.5	.	.	.	.	.	.	.	.	.	
CLANCY, Joe	8	2	0	2	.	.	.	.	.	.	.	.	.	
VIZZI, Tim	1	1	2	2	.	.	.	.	.	.	.	.	.	
LEWIS, Thyron	8	2	.	2	.	.	.	.	.	.	.	.	.	
ZALUD, Bobby	1	2	.	2	.	.	.	.	.	.	.	.	.	
SPENCER, Kenny	7	2	.	2	.	.	.	.	.	.	.	.	.	
GOODWIN, Anthon	1	1	2	2	.	.	.	.	.	.	.	.	.	
DALEY, Branden	3	.	3	1.5	.	.	.	.	2	.	.	.	.	
TEVAGA, Shannon	14	1	1	1.5	.	.	.	.	.	.	.	.	.	
HARRIS, Dajohn	2	1	1	1.5	0.5-1	.	.	.	.	.	.	.	.	
BERRY, Richard	1	1	.	1	.	.	.	.	.	.	.	.	.	
KOKER, John	2	1	.	1	.	.	.	.	.	.	.	.	.	
TUIHALAMAKA, Si	1	1	.	1	.	.	.	.	1	.	.	.	.	
CAMPBELL, Sam	8	1	.	1	.	.	.	.	.	.	.	.	.	
HAYES, Spencer	1	1	.	1	.	1.0-0	.	.	.	.	1	.	.	
TM TEAM	18	1	.	1	.	.	.	.	.	.	1	.	.	
PARKER, Anthony	14	1	.	1	.	.	.	.	.	.	.	.	.	
JANAC, Michael	1	1	.	1	.	.	.	.	.	.	.	.	.	
ZBYDNIEWSKI, Br	2	1	.	1	.	.	.	.	.	.	.	.	.	
SAMBRANO, Jabin	3	.	1	0.5	.	.	.	.	.	.	.	.	.	
SOLOMON, Jeffre	3	.	1	0.5	.	.	.	.	.	1-0	.	.	.	
<b>Total</b>	<b>18</b>	<b>381</b>	<b>130</b>	<b>446</b>	<b>29-106</b>	<b>14-73</b>	<b>14-258</b>	<b>62</b>	<b>32</b>	<b>10-24</b>	<b>11</b>	<b>3</b>	<b>2</b>	
<b>Opponents</b>	<b>18</b>	<b>433</b>	<b>152</b>	<b>509</b>	<b>58-254</b>	<b>44-204</b>	<b>16-185</b>	<b>101</b>	<b>11</b>	<b>18-57</b>	<b>12</b>	<b>6</b>	<b>1</b>	

# 2015 IN REVIEW

## LOS ANGELES KISS INDIVIDUAL GAME HIGHS

RUSHES	12	MCPHERSON, Adrian vs. LAS VEGAS OUTLAWS (APR 11, 2015)
YARDS RUSHING	70	MCPHERSON, Adrian vs. LAS VEGAS OUTLAWS (APR 11, 2015)
TD RUSHES	4	MCPHERSON, Adrian vs. LAS VEGAS OUTLAWS (APR 11, 2015)
LONG RUSH	22	MCPHERSON, Adrian vs. LAS VEGAS OUTLAWS (APR 11, 2015)
PASS ATTEMPTS	46	MCPHERSON, Adrian at PORTLAND THUNDER (MAR 27, 2015) SOUTHWICK, Danny vs. JACKSONVILLE SHARKS (MAY 31, 2015)
PASS COMPLETIONS	31	SOUTHWICK, Danny at PORTLAND THUNDER (MAY 16, 2015)
YARDS PASSING	337	SOUTHWICK, Danny at PORTLAND THUNDER (MAY 16, 2015)
TD PASSES	7	SOUTHWICK, Danny at ARIZONA RATTTLERS (JUL 26, 2015)
LONG PASSES	48	SOUTHWICK, Danny vs. ARIZONA RATTTLERS (APR 25, 2015) MORGAN, Donovan vs. ARIZONA RATTTLERS (APR 25, 2015) MORGAN, Donovan at SPOKANE SHOCK (MAY 08, 2015)
RECEPTIONS	11	SOLOMON, Jeffrey at PORTLAND THUNDER (MAY 16, 2015) SAMPSON, Demarco vs. JACKSONVILLE SHARKS (MAY 31, 2015) MORGAN, Donovan at SPOKANE SHOCK (MAY 08, 2015)
YARDS RECEIVING	177	MORGAN, Donovan vs. ARIZONA RATTTLERS (JUN 27, 2015) MORGAN, Donovan vs. PHILADELPHIA SOUL (JUN 20, 2015)
TD RECEPTIONS	4	MORGAN, Donovan vs. ARIZONA RATTTLERS (JUN 27, 2015) MORGAN, Donovan vs. SAN JOSE SABERCATS (AUG 08, 2015)
LONG RECEPTION	48	MORGAN, Donovan vs. ARIZONA RATTTLERS (JUN 27, 2015) SPENCER, Kenny at PORTLAND THUNDER (MAR 27, 2015)
FIELD GOALS	1	SPENCER, Kenny at LAS VEGASOUTLAWS (MAY 04, 2015) KOKER, John vs. PORTLAND THUNDER (JUN 07, 2015) HEIDARI, Andre vs. ARIZONA RATTTLERS (JUN 27, 2015)
LONG FIELD GOAL	31	SPENCER, KENNY at PORTLAND THUNDER (MAR 27, 2015)
LONG MFG RETURN	24	SAMPSON, DEMARC at TAMPA BAY STORM (AUG 01, 2015)
LONG KICKOFF RETURN	55	SCOTT, LARON at PORTLAND THUNDER (MAY 16, 2015)
TACKLES	10	KIZER, RAYSHAUN vs. SPOKANE SHOCK (JUL 12, 2015)
SACKS	2	PITTMAN, DOMINI vs. ARIZONA RATTTLERS (APR 25, 2015) HARRELL, LOGAN at SAN JOSE SBERCATS (JUN 13, 2015) GILMORE, J.T. at SAN JOSE SABERCATS (JUN 13, 2015)
TACKLES FOR LOSS	2	CATO-BISHOP, DA at SAN JOSE SABERCATS (APR 04, 2015) PITTMAN, DOMINI vs. ARIZONA RATTTLERS (APR 25, 2015) HARRELL, LOGAN at SAN JOSE SABERCATS (JUN 13, 2015)
INTERCEPTIONS	2	KIZER, RAYSHAUN vs. PORTLAND THUNDER (JUN 07, 2015) KIZER, RAYSHAUN at SAN JOSE SABERCATS (JUN 13, 2015)

## LOS ANGELES KISS TEAM GAME HIGHS

RUSHES	14	vs. LAS VEGAS OUTLAWS (APR 11, 2015)
YARDS RUSHING	68	vs. LAS VEGAS OUTLAWS (APR 11, 2015)
YARDS PER RUSH	8.0	at PORTLAND THUNDER (MAR 27, 2015)
TD RUSHES	4	vs. LAS VEGAS OUTLAWS (APR 11, 2015)
PASS ATTEMPTS	49	at SPOKANE SHOCK (MAY 08, 2015)
PASS COMPLETIONS	31	at PORTLAND THUNDER (MAY 16, 2015)
YARDS PASSING	357	at SPOKANE SHOCK (MAY 08, 2015)
YARDS PER PASS	8.4	vs. ARIZONA RATTTLERS (JUN 27, 2015)
TD PASSES	7	at ARIZONA RATTTLERS (JUL 26, 2016)
TOTAL PLAYS	57	at SPOKANE SHOCK (MAY 08, 2015)
TOTAL OFFENSE	397	at SPOKANE SHOCK (MAY 08, 2015)
YARDS PER PLAY	8.0	vs. ARIZONA RATTTLERS (JUN 27, 2015)
POINTS	55	at ARIZONA RATTTLERS (JUL 26, 2016)
SACKS BY	5	at SAN JOSE SABERCATS (JUN 13, 2015)
FIRST DOWNS	28	at PORTLAND THUNDER (MAY 16, 2015)
PENALTIES	14	vs. JACKSONVILLE SHARKS (MAY 31, 2015)
PENATLY YARDS	122	vs. ARIZONA RATTTLERS (JUN 27, 2015)
TURNOVERS	6	vs. ARIZONA RATTTLERS (JUN 27, 2015)
INTERCEPTIONS BY	3	at SAN JOSE SABERATS (JUN 13, 2015)

## OPPONENT INDIVIDUAL GAME HIGHS

RUSHES	11	ROSS, DERRICK vs. JACKSONVILLE SHARKS (MAY 31, 2015)
YARDS RUSHING	61	ROSS, DERRICK vs. JACKSONVILLE SHARKS (MAY 31, 2015)
TD RUSHES	3	ROSS, DERRICK vs. JACKSONVILLE SHARKS (MAY 31, 2015) PURIFY, MAURICE vs. SAN JOSE SABERCATS (AUG 08, 2015)
LONG RUSH	25	TAGGART, TOMMY vs. PHILADELPHIA SOUL (JUN 20, 2015)
PASS ATTEMPTS	42	MEYER, ERIK at SAN JOSE SABERCATS (JUN 13, 2015)
PASS COMPLETIONS	26	HIPPEARD, RANDY at ORLANDO PREDATORS (APR 18, 2015)
YARDS PASSING	339	HIPPEARD, RANDY at ORLANDO PREDATORS (APR 18, 2015)
TD PASSES	9	RATERINK, JJ vs. LAS VEGAS OUTLAWS (APR 11, 2015)
LONG PASSES	49	MEYER, ERIK vs. SAN JOSE SABERCATS (AUG 08, 2015)
RECEPTIONS	13	WASHINGTON, MIK at SPOKANE SHOCK (MAY 08, 2015) WINDSOR, ROD vs. ARIZONA RATTTLERS (JUN 27, 2015)
YARDS RECEIVING	155	WINDSOR, ROD at ARIZONA RATTTLERS (JUL 26, 2015) WILSON, JOMO vs. LAS VEGAS OUTLAWS (APR 11, 2015) WASHINGTON, MIK at SPOKANE SHOCK (MAY 08, 2015)
TD RECEPTIONS	4	LACEY, V"KEON at PORTLAND THUNDER (MAY 16, 2015) DEADDER, CHASE at ARIZONA RATTTLERS (JUL 26, 2015)
LONG RECEPTION	49	PURIFY, MAURICE vs. SAN JOSE SABERCATS (AUG 08, 2015)
FIELD GOALS	1	PETERSON, CRAIG at TAMPA BAY STORM (AUG 01, 2015)
LONG FIELD GOAL	25	PETERSON, CRAIG at TAMPA BAY STORM (AUG 01, 2015)
LONG MFG RETURN	0	
LONG KICKOFF RETURN	58	CRUZ, AJ vs. ARIZONA RATTTLERS (JUN 27, 2015)
TACKLES	10	VARNER, TANNER at LAS VEGAS OUTLAWS (MAY 04, 2015) FONTENETTE, KEN at SAN JOSE SABERCATS (JUN 13, 2015)
SACKS	2.5	VASQUEZ, LUIS at SAN JOSE SABERCATS (APR 04, 2015)
TACKLES FOR LOSS	2.5	VASQUEZ, LUIS at SAN JOSE SABERCATS (APR 04, 2015) HYLAND, DAVID at SAN JOSE SABERCATS (APR 04, 2015) GRAY, VIRGIL at SAN JOSE SABERCATS (APR 04, 2015) BROWN, ARKEITH vs ARIZONA RATTTLERS (APR 25, 2015) KELLEM, JEREMY vs ARIZONA RATTTLERS (APR 25, 2015) LACKSON, ALVIN vs. JACKSONVILLE SHARKS (MAY 31, 2015) REID, GREG vs. JACKSONVILLE SHARKS (MAY 31, 2015) FONTENETTE, KEN at SAN JOSE SABERCATS (JUN 13, 2015) RICHARDSON, KEN vs. PHILADELPHIA SOUL (JUN 20, 2015) KELLEM, JEREMY vs. ARIZONA RATTTLERS (JUN 27, 2015) MOTEN, EDDIE vs. LAS VEGAS OUTLAWS (JUL 18, 2015) GLASPER, TYRE at ARIZONA RATTTLERS (JUL 26, 2015) PHILLIPS, ALFRE at TAMPA BAY STORM (AUG 01, 2015) HARRELL, JAMES at TAMPA BAY STORM (AUG 01, 2015) ADDISON, NICK at TAMPA BAY STORM (AUG 01, 2015) HYLAND, DAVID vs. SAN JOSE SABERCATS (AUG 08, 2015) OKORO, KENNY vs. SAN JOSE SABERCATS (AUG 08, 2015)
INTERCEPTIONS	1	

## OPPONENTS TEAM GAME HIGHS

RUSHES	12	vs. JACKSONVILLE SHARKS (MAY 31, 2015)
YARDS RUSHING	58	vs. JACKSONVILLE SHARKS (MAY 31, 2015)
YARDS PER RUSH	7.0	at SAN JOSE SABERCATS (JUN 13, 2015) at ORLANDO PREDATORS (APR 18, 2015)
TD RUSHES	3	vs. JACKSONVILLE SHARKS (MAY 31, 2015) at ARIZONA RATTTLERS (JULY 26, 2015) vs. SAN JOSE SABERCATS (AUG 08, 2015)
PASS ATTEMPTS	42	at SAN JOSE SABERCATS (JUN 13, 2015)
PASS COMPLETIONS	28	vs. ARIZONA RATTTLERS (APR 25, 2015)
YARDS PASSING	339	at ORLANDO PREDATORS (APR 18, 2015)
YARDS PER PASS	11.3	at ORLANDO PREDATORS (APR 18, 2015)
TD PASSES	9	vs. LAS VEGAS OUTLAWS (APR 11, 2015)
TOTAL PLAYS	50	at TAMPA BAY STORM (AUG 01, 2015)
TOTAL OFFENSE	373	at ORLANDO PREDATORS (APR 18, 2015)
YARDS PER PLAY	9.6	at SPOKANE SHOCK (MAY 08, 2015) vs. ARIZONA RATTTLERS (APR 25, 2015)
POINTS	68	at SPOKANE SHOCK (MAY 08, 2015) at ARIZONA RATTTLERS (JUL 26, 2015)
SACKS BY	5	at SAN JOSE SABERCATS (APR 04, 2015) at LAS VEGAS OUTLAWS (MAY 04, 2015) at ORLANDO PREDATORS (APR 18, 2015)
FIRST DOWNS	26	at ARIZONA RATTTLERS (JUL 26, 2015)
PENALTIES	15	at SAN JOSE SABERCATS (APR 04, 2015)
PENATLY YARDS	141	vs PORTLAND THUNDER (JUN 07, 2015)
TURNOVERS	5	at SAN JOSE CABERCATS (JUN 13, 2015)
INTERCEPTIONS BY	3	at TAMPA BAY STORM (AUG 01, 2015)



# 2015 IN REVIEW

## EXPANDED LEAGUE RANKINGS

PASS DEFENSE EFFIC.	G	Comp-Att-Int	Pct.	Yds	Avg/G	TD	Effic.
SAN JOSE	18	393-732-33	53.7	4291	238.4	70	76.4
PHILADELPHIA	18	331-621-24	53.3	3877	215.4	87	91.4
ARIZONA	18	384-705-25	54.5	4651	258.4	93	93.2
JACKSONVILLE	18	387-608-26	63.7	4199	233.3	87	101.9
SPOKANE	18	423-683-15	61.9	4784	265.8	97	109.2
<b>LOS ANGELES</b>	<b>18</b>	<b>367-595-14</b>	<b>61.7</b>	<b>4394</b>	<b>244.1</b>	<b>89</b>	<b>111.8</b>
TAMPA BAY	18	367-612-13	60.0	4447	247.1	95	112.3
PORTLAND	18	414-658-16	62.9	4536	252.0	105	112.7
ORLANDO	18	491-739-17	66.4	5335	296.4	110	115.2
LAS VEGAS	18	347-554-10	62.6	4049	224.9	90	116.8
CLEVELAND	18	403-630-13	64.0	4931	273.9	108	119.0
NEW ORLEANS	18	383-573-13	66.8	4330	240.6	103	119.4

FG RETURNS	G	No.	Yards	TD	Long	Avg.
SPOKANE	18	2	86	1	52	43.0
TAMPA BAY	18	1	38	0	38	38.0
LAS VEGAS	18	3	107	2	54	35.7
ORLANDO	18	2	62	1	52	31.0
<b>LOS ANGELES</b>	<b>18</b>	<b>4</b>	<b>77</b>	<b>0</b>	<b>24</b>	<b>19.2</b>
JACKSONVILLE	18	2	28	0	21	14.0
SAN JOSE	18	0	0	0	0	0.0
CLEVELAND	18	1	0	0	0	0.0
NEW ORLEANS	18	0	0	0	0	0.0
ARIZONA	18	0	0	0	0	0.0
PHILADELPHIA	18	0	0	0	0	0.0
PORTLAND	18	2	0	0	0	0.0

INTERCEPTIONS	G	No.	Yards	TD	Long	Avg.
SAN JOSE	18	33	355	5	47	10.8
JACKSONVILLE	18	26	296	2	49	11.4
ARIZONA	18	25	194	0	34	7.8
PHILADELPHIA	18	24	216	4	46	9.0
ORLANDO	18	17	167	3	50	9.8
PORTLAND	18	16	213	3	46	13.3
SPOKANE	18	15	118	0	23	7.9
<b>LOS ANGELES</b>	<b>18</b>	<b>14</b>	<b>258</b>	<b>4</b>	<b>52</b>	<b>18.4</b>
NEW ORLEANS	18	13	213	2	51	16.4
CLEVELAND	18	13	243	6	50	18.7
TAMPA BAY	18	13	66	0	25	5.1
LAS VEGAS	18	10	118	3	21	11.8

PAT KICKING	G	Made	Att	Pct.
LAS VEGAS	18	92	99	.929
ORLANDO	18	123	135	.911
PHILADELPHIA	18	124	138	.899
SAN JOSE	18	134	150	.893
NEW ORLEANS	18	83	95	.874
CLEVELAND	18	108	124	.871
TAMPA BAY	18	86	99	.869
SPOKANE	18	100	117	.855
<b>LOS ANGELES</b>	<b>18</b>	<b>80</b>	<b>95</b>	<b>.842</b>
JACKSONVILLE	18	107	131	.817
ARIZONA	18	112	140	.800
PORTLAND	18	88	119	.739

3rd DOWN CONVERT	G	Conv.	Att.	Pct.
San Jose	18	64	109	58.7
Orlando	18	53	102	52.0
Philadelphia	18	59	114	51.8
Jacksonville	18	48	102	47.1
Arizona Rattlers	18	54	116	46.6
Tampa Bay	18	67	146	45.9
Spokane	18	58	131	44.3
Portland	18	47	109	43.1
Cleveland	18	50	119	42.0
<b>Los Angeles</b>	<b>18</b>	<b>60</b>	<b>147</b>	<b>40.8</b>
Las Vegas	18	43	113	38.1
New Orleans	18	44	120	36.7

KICKOFF RETURNS	G	No.	Yards	TD	Long	Avg.
PORTLAND	18	105	2104	8	57	20.0
ORLANDO	18	102	1969	5	58	19.3
ARIZONA	18	81	1520	7	58	18.8
CLEVELAND	18	108	2013	3	58	18.6
SAN JOSE	18	78	1447	3	58	18.6
LAS VEGAS	18	109	1975	6	57	18.1
SPOKANE	18	104	1812	1	52	17.4
<b>LOS ANGELES</b>	<b>18</b>	<b>96</b>	<b>1662</b>	<b>3</b>	<b>55</b>	<b>17.3</b>
NEW ORLEANS	18	93	1605	2	58	17.3
TAMPA BAY	18	104	1688	3	56	16.2
PHILADELPHIA	18	82	1253	0	40	15.3
JACKSONVILLE	18	89	1323	3	54	14.9

INTERCEPTIONS	G	No.	Yards	TD	Long	Avg.
SAN JOSE	18	33	355	5	47	10.8
JACKSONVILLE	18	26	296	2	49	11.4
ARIZONA	18	25	194	0	34	7.8
PHILADELPHIA	18	24	216	4	46	9.0
ORLANDO	18	17	167	3	50	9.8
PORTLAND	18	16	213	3	46	13.3
SPOKANE	18	15	118	0	23	7.9
<b>LOS ANGELES</b>	<b>18</b>	<b>14</b>	<b>258</b>	<b>4</b>	<b>52</b>	<b>18.4</b>
NEW ORLEANS	18	13	213	2	51	16.4
CLEVELAND	18	13	243	6	50	18.7
TAMPA BAY	18	13	66	0	25	5.1
LAS VEGAS	18	10	118	3	21	11.8

FIELD GOALS	G	Made	Att	Pct.
CLEVELAND	18	7	8	.875
ORLANDO	18	6	8	.750
TAMPA BAY	18	4	6	.667
NEW ORLEANS	18	8	15	.533
PHILADELPHIA	18	4	8	.500
SAN JOSE	18	3	6	.500
ARIZONA	18	3	6	.500
LAS VEGAS	18	2	4	.500
JACKSONVILLE	18	8	18	.444
<b>LOS ANGELES</b>	<b>18</b>	<b>4</b>	<b>9</b>	<b>.444</b>
SPOKANE	18	3	8	.375
PORTLAND	18	0	2	.000

SACKS BY	G	No.	Yards	Avg/G
San Jose	18	44	192	2.44
Arizona	18	34	186	1.89
Jacksonville	18	32	168	1.78
Las Vegas	18	29	136	1.61
Spokane	18	29	140	1.61
Cleveland	18	28	143	1.56
Philadelphia	18	27	135	1.50
Portland	18	26	139	1.44
Tampa Bay	18	18	110	1.00
Orlando	18	18	85	1.00
<b>Los Angeles</b>	<b>18</b>	<b>14</b>	<b>73</b>	<b>0.78</b>
New Orleans	18	8	39	0.44

SACKS AGAINST	G	No.	Yards	Avg/G
San Jose	18	8	43	0.44
Philadelphia	18	10	56	0.56
Arizona	18	15	99	0.83
Cleveland	18	15	96	0.83
Portland	18	19	105	1.06
Orlando	18	26	106	1.44
San Jose	18	31	163	1.72
New Orleans	18	34	167	1.89
Las Vegas	18	34	203	1.89
Tampa Bay	18	35	138	1.94
Spokane	18	36	166	2.00
<b>Los Angeles</b>	<b>18</b>	<b>44</b>	<b>204</b>	<b>2.44</b>

# 2015 IN REVIEW

## EXPANDED LEAGUE RANKINGS

OPP 3RD DOWN CONVERT	G	Conv.	Att.	Pct.
San Jose	18	41	137	29.9
Arizona	18	42	123	34.1
Tampa Bay	18	44	113	38.9
Philadelphia	18	50	126	39.7
Cleveland	18	49	112	43.8
Jacksonville	18	50	110	45.5
Las Vegas	18	51	112	45.5
New Orleans	18	46	91	50.5
Orlando	18	72	136	52.9
Spokane	18	69	130	53.1
Portland	18	66	122	54.1
<b>Los Angeles</b>	<b>18</b>	<b>67</b>	<b>116</b>	<b>57.8</b>

4TH DOWN CONVERT	G	Conv.	Att.	Pct.
Philadelphia	18	25	42	59.5
Jacksonville	18	22	37	59.5
Arizona	18	21	39	53.8
Cleveland	18	24	48	50.0
Tampa Bay	18	25	56	44.6
New Orleans	18	22	50	44.0
Orlando	18	14	33	42.4
San Jose	18	15	36	41.7
Spokane	18	21	53	39.6
<b>Los Angeles</b>	<b>18</b>	<b>24</b>	<b>65</b>	<b>36.9</b>
Portland	18	14	45	31.1
Las Vegas	18	15	59	25.4

OPP 4TH DOWN CONVERT	G	Conv.	Att.	Pct.
San Jose	18	22	78	28.2
Arizona	18	19	62	30.6
Portland	18	14	39	35.9
Philadelphia	18	22	59	37.3
Las Vegas	18	18	43	41.9
<b>Los Angeles</b>	<b>18</b>	<b>15</b>	<b>33</b>	<b>45.5</b>
Spokane	18	21	43	48.8
Orlando	18	21	42	50.0
Tampa Bay	18	26	49	53.1
Cleveland	18	25	46	54.3
New Orleans	18	18	33	54.5
Jacksonville	18	21	36	58.3

RED ZONE OFFENSE	G	Scores	Pct	TDs	(R-P)	FGs	TurnO
New Orleans	18	50-58	86.2	45	26-19	5-6	5
Arizona	18	88-103	85.4	87	21-66	1-3	4
Orlando	18	80-95	84.2	75	34-41	5-6	7
Philadelphia	18	74-88	84.1	71	22-49	3-4	8
Jacksonville	18	78-93	83.9	74	31-43	4-4	4
San Jose	18	68-82	82.9	65	27-38	3-4	5
Portland	18	62-76	81.6	62	20-42	0-1	5
Cleveland	18	71-93	76.3	67	19-48	4-5	12
Las Vegas	18	52-69	75.4	52	21-31	0-0	5
Tampa Bay	18	50-68	72.5	48	12-36	2-3	7
<b>Los Angeles</b>	<b>18</b>	<b>47-68</b>	<b>69.1</b>	<b>44</b>	<b>15-29</b>	<b>3-5</b>	<b>7</b>
Spokane	18	52-77	67.5	50	20-30	2-5	10

RED ZONE DEFENSE	G	Scores	Pct	TDs	(R-P)	FGs	TurnO
San Jose	18	49-73	67.1	48	18-30	1-1	8
Los Angeles	18	61-80	76.2	61	24-37	0-2	6
Orlando	18	67-87	77.0	62	20-42	5-7	9
Spokane	18	67-86	77.9	65	30-35	2-6	10
Philadelphia	18	48-61	78.7	48	18-30	0-0	5
Cleveland	18	67-85	78.8	65	20-45	2-4	7
Tampa Bay	18	68-86	79.1	62	26-36	6-6	8
Las Vegas	18	74-92	80.4	70	26-44	4-6	6
Jacksonville	18	73-90	81.1	71	32-39	2-3	11
Portland	18	74-87	85.1	71	23-48	3-4	4
New Orleans	18	75-87	86.2	70	18-52	5-5	5
Arizona	18	49-56	87.5	47	13-34	2-2	0

FIRST DOWNS	G	Rush	Pass	Pen	Total	Avg/G
Arizona	18	40	275	75	390	21.7
Jacksonville	18	64	262	62	388	21.6
Cleveland	18	39	272	73	384	21.3
Philadelphia	18	41	285	47	373	20.7
Orlando	18	64	253	42	359	19.9
San Jose	18	39	255	58	352	19.6
Tampa Bay	18	24	260	63	347	19.3
Spokane	18	45	250	49	344	19.1
New Orleans	18	44	215	73	332	18.4
Portland	18	27	234	65	326	18.1
<b>Los Angeles</b>	<b>18</b>	<b>37</b>	<b>220</b>	<b>62</b>	<b>319</b>	<b>17.7</b>
Las Vegas	18	38	201	54	293	16.3

OPPONENT 1ST DOWNS	G	Rush	Pass	Pen	Total	Avg/G
San Jose	18	33	234	54	321	17.8
Philadelphia	18	48	200	73	321	17.8
Las Vegas	18	41	230	57	328	18.2
Arizona	18	27	243	59	329	18.3
<b>Los Angeles</b>	<b>18</b>	<b>45</b>	<b>236</b>	<b>60</b>	<b>341</b>	<b>18.9</b>
Tampa Bay	18	50	240	58	348	19.3
New Orleans	18	38	248	64	350	19.4
Jacksonville	18	49	252	58	359	19.9
Cleveland	18	32	275	52	359	19.9
Spokane	18	55	264	50	369	20.5
Portland	18	42	259	79	380	21.1
Orlando	18	42	301	59	402	22.3

PENALTIES	G	No.	Yards	Avg/G
Cleveland	18	133	946	52.6
Tampa Bay	18	151	948	52.7
Spokane	18	145	953	52.9
Las Vegas	18	152	961	53.4
Orlando	18	138	1001	55.6
Philadelphia	18	146	1061	58.9
San Jose	18	162	1089	60.5
New Orleans	18	159	1099	61.1
Arizona	18	159	1132	62.9
Jacksonville	18	167	1148	63.8
Portland	18	181	1213	67.4
<b>Los Angeles</b>	<b>18</b>	<b>172</b>	<b>1242</b>	<b>69.0</b>

OPPONENT PENAL TIES	G	No.	Yards	Avg/G
Cleveland	18	174	1288	71.6
<b>Los Angeles</b>	<b>18</b>	<b>178</b>	<b>1247</b>	<b>69.3</b>
Las Vegas	18	156	1183	65.7
New Orleans	18	165	1167	64.8
Portland	18	181	1096	60.9
Tampa Bay	18	145	1049	58.3
Spokane	18	147	1040	57.8
San Jose	18	141	1024	56.9
Arizona	18	167	1020	56.7
Jacksonville	18	143	993	55.2
Philadelphia	18	134	896	49.8
Orlando	18	134	790	43.9

TIME OF POSSESSION	G	Total possession	Average/game
Portland	18	544:53	30:16
Jacksonville	18	541:14	30:04
New Orleans	18	538:47	29:55
Arizona	18	534:05	29:40
Orlando	18	522:40	29:02
Las Vegas	18	519:27	28:51
Spokane	18	516:08	28:40
San Jose	18	513:36	28:32
Tampa Bay	18	529:-35	-29:-25
Cleveland	18	533:-49	-29:-39
<b>Los Angeles</b>	<b>18</b>	<b>534:-59</b>	<b>-29:-43</b>
Philadelphia	18	545:27	-30:-18



# 2015 IN REVIEW

## EXPANDED LEAGUE RANKINGS

ON-SIDE KICKS BY	G	Recovered	Attempts	Success%
Orlando	18	6	19	31.6
Philadelphia	18	7	23	30.4
Las Vegas	18	5	17	29.4
San Jose	18	2	7	28.6
Tampa Bay	18	5	18	27.8
New Orleans	18	2	10	20.0
Cleveland	18	3	16	18.8
Jacksonville	18	4	22	18.2
<b>Los Angeles</b>	<b>18</b>	<b>1</b>	<b>10</b>	<b>10.0</b>
Portland	18	0	10	0.0
Spokane	18	0	6	0.0
Arizona	18	0	1	0.0

TURNOVER MARGIN	G	Gained Fum	Gained Int	Gained Total	Lost Fum	Lost Int	Lost Total	Margin	Per/G
San Jose	18	12	33	45	13	6	19	+26	1.44
Jacksonville	18	17	26	43	13	12	25	+18	1.00
Arizona	18	18	25	43	9	18	27	+16	0.89
Philadelphia	18	13	24	37	10	13	23	+14	0.78
Orlando	18	12	17	29	16	13	29	+0	0.00
Cleveland	18	14	13	27	15	19	34	-7	-0.39
Spokane	18	19	15	34	14	28	42	-8	-0.44
Portland	18	12	16	28	12	26	38	-10	-0.56
<b>Los Angeles</b>	<b>18</b>	<b>10</b>	<b>14</b>	<b>24</b>	<b>18</b>	<b>16</b>	<b>34</b>	<b>-10</b>	<b>-0.56</b>
Tampa Bay	18	16	13	29	16	24	40	-11	-0.61
Las Vegas	18	12	10	22	11	24	35	-13	-0.72
New Orleans	18	9	13	22	17	20	37	-15	-0.83

ON-SIDE KICKS AGAINST	G	Recovered	Attempts	Success%
Orlando	18	1	16	6.2
San Jose	18	1	13	7.7
Tampa Bay	18	1	10	10.0
Arizona	18	2	16	12.5
Philadelphia	18	4	25	16.0
Jacksonville	18	5	21	23.8
Cleveland	18	4	15	26.7
Spokane	18	4	12	33.3
Portland	18	4	12	33.3
Las Vegas	18	2	6	33.3
New Orleans	18	3	6	50.0
Los Angeles	18	4	7	57.1

## EXPANDED PLAYER RANKINGS

TOTAL OFFENSE	Team	G	Rush	Pass	Plays	Total	Yds/G
BOLTUS, Jason	TBY	18	164	5025	782	5189	288.3
RAUDABAUGH, Dan	PHI	18	21	4992	623	5013	278.5
HIPPEARD, Randy	ORL	11	52	2997	350	3049	277.2
AUSTIN, Shane	CLE	18	185	4651	738	4836	268.7
GRADY, Tommy	JAX	18	-7	4660	605	4653	258.5
DAVILA, Nick	ARI	14	10	3519	482	3529	252.1
MEYER, Erik	SJS	17	142	4057	557	4199	247.0
<b>SOUTHWICK, Dann</b>	<b>LAK</b>	<b>10</b>	<b>51</b>	<b>2342</b>	<b>353</b>	<b>2393</b>	<b>239.3</b>
KENNEDY, Adam	NOV	13	114	2863	459	2977	229.0
ROWLEY, Kyle	POR	17	14	3651	562	3665	215.6

TOTAL OFF. AVG./PLAY	Team	G	Rush	Pass	Plays	Total	Yds/P
HIPPEARD, Randy	ORL	11	52	2997	350	3049	8.7
RAUDABAUGH, Dan	PHI	18	21	4992	623	5013	8.0
GRADY, Tommy	JAX	18	-7	4660	605	4653	7.7
STANLEY, Nathan	SJS	9	12	723	97	735	7.6
MEYER, Erik	SJS	17	142	4057	557	4199	7.5
CHAPPLE, Lee	JAX	13	23	177	27	200	7.4
DAVILA, Nick	ARI	14	10	3519	482	3529	7.3
SMITH, Warren	SPO	10	119	1816	278	1935	7.0
<b>SOUTHWICK, Dann</b>	<b>LAK</b>	<b>10</b>	<b>51</b>	<b>2342</b>	<b>353</b>	<b>2393</b>	<b>6.8</b>
MORRIS, Bernard	ORL	14	273	1725	295	1998	6.8

TOTAL OFFENSE PLAYS	Team	G	Rush	Pass	Plays	Total	Yds/G
BOLTUS, Jason	TBY	18	164	5025	782	5189	288.3
AUSTIN, Shane	CLE	18	185	4651	738	4836	268.7
RAUDABAUGH, Dan	PHI	18	21	4992	623	5013	278.5
GRADY, Tommy	JAX	18	-7	4660	605	4653	258.5
ROWLEY, Kyle	POR	17	14	3651	562	3665	215.6
MEYER, Erik	SJS	17	142	4057	557	4199	247.0
DAVILA, Nick	ARI	14	10	3519	482	3529	252.1
KENNEDY, Adam	NOV	13	114	2863	459	2977	229.0
<b>SOUTHWICK, Dann</b>	<b>LAK</b>	<b>10</b>	<b>51</b>	<b>2342</b>	<b>353</b>	<b>2393</b>	<b>239.3</b>
HIPPEARD, Randy	ORL	11	52	2997	350	3049	277.2

TOTAL OFFENSE YARDS	Team	G	Rush	Pass	Plays	Total	Yds/G
BOLTUS, Jason	TBY	18	164	5025	782	5189	288.3
RAUDABAUGH, Dan	PHI	18	21	4992	623	5013	278.5
AUSTIN, Shane	CLE	18	185	4651	738	4836	268.7
GRADY, Tommy	JAX	18	-7	4660	605	4653	258.5
MEYER, Erik	SJS	17	142	4057	557	4199	247.0
ROWLEY, Kyle	POR	17	14	3651	562	3665	215.6
DAVILA, Nick	ARI	14	10	3519	482	3529	252.1
HIPPEARD, Randy	ORL	11	52	2997	350	3049	277.2
KENNEDY, Adam	NOV	13	114	2863	459	2977	229.0
<b>SOUTHWICK, Dann</b>	<b>LAK</b>	<b>10</b>	<b>51</b>	<b>2342</b>	<b>353</b>	<b>2393</b>	<b>239.3</b>

TOTAL OFFENSE TDS	Team	G	Rush	Pass	Total
RAUDABAUGH, Dan	PHI	18	1	119	120
AUSTIN, Shane	CLE	18	12	101	113
BOLTUS, Jason	TBY	18	10	98	108
MEYER, Erik	SJS	17	6	93	99
GRADY, Tommy	JAX	18	0	95	95
DAVILA, Nick	ARI	14	1	87	88
ROWLEY, Kyle	POR	17	5	71	76
HIPPEARD, Randy	ORL	11	2	61	63
KENNEDY, Adam	NOV	13	11	43	54
MORRIS, Bernard	ORL	14	15	32	47

ALL PURPOSE	Team	G	Rush	Rcv	MFG	KR	Yds	Avg/G
THOMPSON, Bran	ORL	17	160	1266	62	1854	3342	196.6
GRAY, Reggie	SJS	18	1	1698	0	1282	2981	165.6
JACKSON, Amari	CLE	18	38	1173	0	1532	2743	152.4
BROOKS, Duane	POR	17	15	559	0	1994	2568	151.1
INGS, Kendrick	TBY	17	3	997	38	1435	2473	145.5
YOUNG, Gerald	LVO	10	9	293	106	1003	1411	141.1
CRUZ, AJ	ARI	12	46	220	0	1221	1487	123.9
JONES, Anthony	JAX	18	7	2087	0	0	2094	116.3
<b>MORGAN, Donovan</b>	<b>LAK</b>	<b>18</b>	<b>4</b>	<b>2074</b>	<b>0</b>	<b>0</b>	<b>2078</b>	<b>115.4</b>
AMOS, Anthony	SPO	17	32	1205	0	690	1927	113.4

SCORING	Team	G	TD	XPT	FG	2XP	Pts	Pts/G
WINDSOR, Rod	ARI	16	42	0	0	0	252	15.8
GRAY, Reggie	SJS	18	47	0	0	0	282	15.7
TAYLOR, Collin	CLE	18	45	0	0	2	272	15.1
<b>MORGAN, Donovan</b>	<b>LAK</b>	<b>18</b>	<b>44</b>	<b>0</b>	<b>0</b>	<b>0</b>	<b>264</b>	<b>14.7</b>
THOMAS, Marco	PHI	17	40	0	0	2	242	14.2
HILLS, Joe	JAX	18	42	0	0	4	256	14.2
JONES, Anthony	JAX	18	40	0	0	0	240	13.3
PERRY, Jared	POR	14	29	0	0	0	174	12.4
BRACKINS, Larry	ORL	16	33	0	0	0	198	12.4
THOMPSON, Bran	ORL	17	34	0	0	2	206	12.1

SCORING (TDS)	Team	G	TD	Rush	Pass	Ret	PAT	Pts	Pts/G
WINDSOR, Rod	ARI	16	42	3	39	0	0	252	15.8
GRAY, Reggie	SJS	18	47	0	44	3	0	282	15.7
TAYLOR, Collin	CLE	18	45	1	43	1	1	272	15.1
<b>MORGAN, Donovan</b>	<b>LAK</b>	<b>18</b>	<b>44</b>	<b>0</b>	<b>44</b>	<b>0</b>	<b>0</b>	<b>264</b>	<b>14.7</b>
THOMAS, Marco	PHI	17	40	0	40	0	1	242	14.2
HILLS, Joe	JAX	18	42	0	42	0	2	256	14.2
JONES, Anthony	JAX	18	40	2	38	0	0	240	13.3
PERRY, Jared	POR	14	29	0	29	0	0	174	12.4
BRACKINS, Larry	ORL	16	33	4	29	0	0	198	12.4
THOMPSON, Bran	ORL	17	34	5	23	6	1	206	12.1





# 2015 IN REVIEW

## EXPANDED PLAYER RANKINGS

FIELD GOALS	Team	G	FG	FGA	Pct.	FG/G
LINDHOLM, Garre	NOV	11	6	11	54.5	0.55
RAUCH, Julian	JAX	16	7	15	46.7	0.44
TREVINO, Adrian	CLE	17	7	8	87.5	0.41
LEWIS, Mark	ORL	18	6	8	75.0	0.33
FREVERT, Tommy	PHI	17	4	8	50.0	0.24
PETERSON, Craig	TBY	18	4	6	66.7	0.22
LACAYO, Ernesto	LVO	11	2	4	50.0	0.18
PERTUIT, Nich	SJS	18	3	6	50.0	0.17
ROWAN, Taylor	SPO	18	3	8	37.5	0.17
SCACCIA, Fabriz	ARIZ	13	1	1	100.0	0.08

FIELD GOALS ATTEMPTED	Team	G	FG	FGA	Long	Pct.
RAUCH, Julian	JAX	16	7	15	40	46.7
LINDHOLM, Garre	NOV	11	6	11	41	54.5
TREVINO, Adrian	CLE	17	7	8	40	87.5
LEWIS, Mark	ORL	18	6	8	25	75.0
FREVERT, Tommy	PHI	17	4	8	32	50.0
ROWAN, Taylor	SPO	18	3	8	35	37.5
PETERSON, Craig	TBY	18	4	6	47	66.7
PERTUIT, Nich	SJS	18	3	6	25	50.0
SHELLEY, Jeremy	ARI	3	2	5	26	40.0
<b>SPENCER, Kenny</b>	<b>LAK</b>	<b>7</b>	<b>2</b>	<b>4</b>	<b>31</b>	<b>50.0</b>

FIELD GOALS MADE	Team	G	FG	FGA	Long	Pct.
TREVINO, Adrian	CLE	17	7	8	40	87.5
RAUCH, Julian	JAX	16	7	15	40	46.7
LEWIS, Mark	ORL	18	6	8	25	75.0
LINDHOLM, Garre	NOV	11	6	11	41	54.5
PETERSON, Craig	TBY	18	4	6	47	66.7
FREVERT, Tommy	PHI	17	4	8	32	50.0
PERTUIT, Nich	SJS	18	3	6	25	50.0
ROWAN, Taylor	SPO	18	3	8	35	37.5
<b>SPENCER, Kenny</b>	<b>LAK</b>	<b>7</b>	<b>2</b>	<b>4</b>	<b>31</b>	<b>50.0</b>
LACAYO, Ernesto	LVO	11	2	3	35	50.0

MFG RETURNS	Team	G	Ret	Yds	TD	Long	Avg
YOUNG, Gerald	LVO	10	2	106	2	54	53.0
THOMPSON, Bran	ORL	17	2	62	1	52	31.0
DODD-MASTERS, R	SPO	17	1	52	1	52	52.0
INGS, Kendrick	TBY	17	1	38	0	38	38.0
FITZGERALD, JT	SPO	6	1	34	0	34	34.0
<b>SAMPSON, DeMarc</b>	<b>LAK</b>	<b>13</b>	<b>1</b>	<b>24</b>	<b>0</b>	<b>24</b>	<b>24.0</b>
<b>DIX, De'Audra</b>	<b>LAK</b>	<b>7</b>	<b>1</b>	<b>22</b>	<b>0</b>	<b>22</b>	<b>22.0</b>
SMITH, Terrance	JAX	18	1	21	0	21	21.0
VICTORIAN, Josh	LAK	8	1	19	0	19	19.0
<b>SCOTT, Laron</b>	<b>LAK</b>	<b>11</b>	<b>1</b>	<b>12</b>	<b>0</b>	<b>12</b>	<b>12.0</b>

MFG RETURN YARDS	Team	G	Ret	Yds	TD	Long	Avg
YOUNG, Gerald	LVO	10	2	106	2	54	53.0
THOMPSON, Bran	ORL	17	2	62	1	52	31.0
DODD-MASTERS, R	SPO	17	1	52	1	52	52.0
INGS, Kendrick	TBY	17	1	38	0	38	38.0
FITZGERALD, JT	SPO	6	1	34	0	34	34.0
<b>SAMPSON, DeMarc</b>	<b>LAK</b>	<b>13</b>	<b>1</b>	<b>24</b>	<b>0</b>	<b>24</b>	<b>24.0</b>
<b>DIX, De'Audra</b>	<b>LAK</b>	<b>7</b>	<b>1</b>	<b>22</b>	<b>0</b>	<b>22</b>	<b>22.0</b>
SMITH, Terrance	JAX	18	1	21	0	21	21.0
VICTORIAN, Josh	LAK	8	1	19	0	19	19.0
<b>SCOTT, Laron</b>	<b>LAK</b>	<b>11</b>	<b>1</b>	<b>12</b>	<b>0</b>	<b>12</b>	<b>12.0</b>

MFG RETURN TDS	Team	G	Ret	Yds	TD	Long	Avg
YOUNG, Gerald	LVO	10	2	106	2	54	53.0
THOMPSON, Bran	ORL	17	2	62	1	52	31.0
DODD-MASTERS, R	SPO	17	1	52	1	52	52.0
INGS, Kendrick	TBY	17	1	38	0	38	38.0
FITZGERALD, JT	SPO	6	1	34	0	34	34.0
<b>SAMPSON, DeMarc</b>	<b>LAK</b>	<b>13</b>	<b>1</b>	<b>24</b>	<b>0</b>	<b>24</b>	<b>24.0</b>
<b>DIX, De'Audra</b>	<b>LAK</b>	<b>7</b>	<b>1</b>	<b>22</b>	<b>0</b>	<b>22</b>	<b>22.0</b>
SMITH, Terrance	JAX	18	1	21	0	21	21.0
VICTORIAN, Josh	LAK	8	1	19	0	19	19.0
<b>SCOTT, Laron</b>	<b>LAK</b>	<b>11</b>	<b>1</b>	<b>12</b>	<b>0</b>	<b>12</b>	<b>12.0</b>

KICK RETURN AVG	Team	G	Ret	Yds	TD	Long	Avg
CRUZ, AJ	ARI	12	51	1221	6	58	23.9
YOUNG, Gerald	LVO	10	42	1003	5	57	23.9
BROOKS, Duane	POR	17	90	1994	8	57	22.2
GRAY, Reggie	SJS	18	61	1282	3	58	21.0
THOMPSON, Bran	ORL	17	89	1854	5	58	20.8
JACKSON, Amarri	CLE	18	74	1532	3	58	20.7
<b>SCOTT, Laron</b>	<b>LAK</b>	<b>11</b>	<b>29</b>	<b>585</b>	<b>2</b>	<b>55</b>	<b>20.2</b>
STEVENSON, LaRi	PHI	17	44	801	0	40	18.2
DODD-MASTERS, R	SPO	17	55	986	0	38	17.9
AMOS, Anthony	SPO	17	39	690	0	39	17.7

KICK RETURNS	Team	G	Ret	Yds	TD	Long	Avg
BROOKS, Duane	POR	17	90	1994	8	57	22.2
THOMPSON, Bran	ORL	17	89	1854	5	58	20.8
INGS, Kendrick	TBY	17	82	1435	3	56	17.5
JACKSON, Amarri	CLE	18	74	1532	3	58	20.7
GRAY, Reggie	SJS	18	61	1282	3	58	21.0
DODD-MASTERS, R	SPO	17	55	986	0	38	17.9
CRUZ, AJ	ARI	12	51	1221	6	58	23.9
STEVENSON, LaRi	PHI	17	44	801	0	40	18.2
YOUNG, Gerald	LVO	10	42	1003	5	57	23.9
DUVALT, Chris	NOV	17	40	575	0	35	14.4

KICK RETURN YARDS	Team	G	Ret	Yds	TD	Long	Avg
BROOKS, Duane	POR	17	90	1994	8	57	22.2
THOMPSON, Bran	ORL	17	89	1854	5	58	20.8
JACKSON, Amarri	CLE	18	74	1532	3	58	20.7
INGS, Kendrick	TBY	17	82	1435	3	56	17.5
GRAY, Reggie	SJS	18	61	1282	3	58	21.0
CRUZ, AJ	ARI	12	51	1221	6	58	23.9
YOUNG, Gerald	LVO	10	42	1003	5	57	23.9
DODD-MASTERS, R	SPO	17	55	986	0	38	17.9
STEVENSON, LaRi	PHI	17	44	801	0	40	18.2
AMOS, Anthony	SPO	17	39	690	0	39	17.7

KICK RETURN TDS	Team	G	Ret	Yds	TD	Long	Avg
BROOKS, Duane	POR	17	90	1994	8	57	22.2
CRUZ, AJ	ARI	12	51	1221	6	58	23.9
THOMPSON, Bran	ORL	17	89	1854	5	58	20.8
YOUNG, Gerald	LVO	10	42	1003	5	57	23.9
JACKSON, Amarri	CLE	18	74	1532	3	58	20.7
INGS, Kendrick	TBY	17	82	1435	3	56	17.5
GRAY, Reggie	SJS	18	61	1282	3	58	21.0
<b>SCOTT, Laron</b>	<b>LAK</b>	<b>11</b>	<b>29</b>	<b>585</b>	<b>2</b>	<b>55</b>	<b>20.2</b>
BEAVERS, Larry	NOV	5	23	534	2	58	23.2
JACKSON, LaRoch	JAX	13	30	499	1	43	16.6

INTERCEPTIONS	Team	G	Int	Yds	TD	Long	Int/G
KELLEM, Jeremy	ARI	18	14	96	0	34	0.78
REID, Greg	JAX	12	9	150	1	49	0.75
FONTENETTE, Ken	SJS	18	12	115	1	27	0.67
ROMAIN, James	PHI	18	10	100	1	43	0.56
<b>KIZER, Rayshaun</b>	<b>LAK</b>	<b>10</b>	<b>5</b>	<b>92</b>	<b>2</b>	<b>40</b>	<b>0.50</b>
MOTEN, Eddie	LVO	12	6	71	1	21	0.50
HARRELL, James	TBY	16	7	49	0	25	0.44
JACKSON, Alvin	JAX	18	7	42	1	25	0.39
GLANTON, De'Mon	POR	11	4	81	0	32	0.36
THOMAS, Clevan	SJS	15	5	6	0	7	0.33

INTERCEPTION RETURNS	Team	G	Int	Yds	TD
KELLEM, Jeremy	ARI	18	14	96	0
FONTENETTE, Ken	SJS	18	12	115	1
ROMAIN, James	PHI	18	10	100	1
REID, Greg	JAX	12	9	150	1
HARRELL, James	TBY	16	7	49	0
JACKSON, Alvin	JAX	18	7	42	1
MOTEN, Eddie	LVO	12	6	71	1
<b>KIZER, Rayshaun</b>	<b>LAK</b>	<b>10</b>	<b>5</b>	<b>92</b>	<b>2</b>
MOORE, Terence	ORL	18	5	83	2
RICHARDSON, Ken	PHI	16	5	56	2

# 2015 IN REVIEW

## EXPANDED PLAYER RANKINGS

INTERCEPTION RET YARDS	Team	G	Int	Yds	TD
REID, Greg	JAX	12	9	150	1
<b>VICTORIAN, Josh</b>	<b>LAK</b>	<b>8</b>	<b>4</b>	<b>131</b>	<b>2</b>
FONTENETTE, Ken	SJS	18	12	115	1
PHINISEE, Joe	CLE	17	4	105	3
ROMAIN, James	PHI	18	10	100	1
BELTON, Tracy	NOV	17	3	96	1
KELLEM, Jeremy	ARI	18	14	96	0
<b>KIZER, Rayshaun</b>	<b>LAK</b>	<b>10</b>	<b>5</b>	<b>92</b>	<b>2</b>
MOORE, Terence	ORL	18	5	83	2
GLANTON, De'Mon	POR	11	4	81	0

INTERCEPTION RETURN TDS	Team	G	Int	Yds	TD
PHINISEE, Joe	CLE	17	4	105	3
<b>VICTORIAN, Josh</b>	<b>LAK</b>	<b>8</b>	<b>4</b>	<b>131</b>	<b>2</b>
<b>KIZER, Rayshaun</b>	<b>LAK</b>	<b>10</b>	<b>5</b>	<b>92</b>	<b>2</b>
MOORE, Terence	ORL	18	5	83	2
PEILA, Bryce	POR	17	3	66	2
HYLAND, David	SJS	16	4	60	2
RICHARDSON, Ken	PHI	16	5	56	2
REID, Greg	JAX	12	9	150	1
FONTENETTE, Ken	SJS	18	12	115	1
ROMAIN, James	PHI	18	10	100	1

TACKLES (All positions) Player	Team	G	Pos	Solo	Ast	Total	Avg/G	Sack
FONTENETTE, Ken	SJS	18		136	21	146.5	8.1	0.0
COOK, Emanuel	ORL	12		79	32	95.0	7.9	0.0
<b>KIZER, Rayshaun</b>	<b>LAK</b>	<b>10</b>		<b>67</b>	<b>9</b>	<b>71.5</b>	<b>7.2</b>	<b>0.0</b>
GLANTON, De'Mon	POR	11		63	17	71.5	6.5	0.0
PHILLIPS, Alfre	TBY	18		96	22	107.0	5.9	0.0
HYLAND, David	SJS	16		76	38	95.0	5.9	0.0
REID, Greg	JAX	12		56	29	70.5	5.9	0.0
ISSAC, Rod	ORL	9		40	24	52.0	5.8	0.0
STUBBS, Cortez	NOV	16		80	20	90.0	5.6	0.0
JONES, Dominic	CLE	15		71	23	82.5	5.5	0.0
VARNER, Tanner	LVO	15		65	30	80.0	5.3	0.0
KELLEM, Jeremy	ARI	18		90	11	95.5	5.3	0.0
TAYLOR, Nick	ORL	17		71	30	86.0	5.1	0.0
STEVENSON, LaRI	PHI	17		78	8	82.0	4.8	0.0
JACKSON, LaRoch	JAX	13		48	22	59.0	4.5	0.0
ODIASE, Osagie	POR	14		58	11	63.5	4.5	0.0
MOORE, Terence	ORL	18		57	49	81.5	4.5	0.0
HILL, Rick-J	TBY	15		51	33	67.5	4.5	0.0
SMITH, Terrance	JAX	18		74	13	80.5	4.5	0.0
BELTON, Tracy	NOV	17		66	20	76.0	4.5	0.0
FLOYD, Marquis	ARI	17		66	16	74.0	4.4	0.0
MCGLENN, Camero	NOV	17		61	24	73.0	4.3	0.0
MOTEN, Eddie	LVO	12		44	14	51.0	4.2	0.0
DODD-MASTERS, R	SPO	17		70	3	71.5	4.2	0.0
SHAW, Fred	CLE	10		33	15	40.5	4.1	0.0
JACKSON, Alvin	JAX	18		49	44	71.0	3.9	0.0
ROMAIN, James	PHI	18		64	10	69.0	3.8	0.0
RICHARDSON, Ken	PHI	16		54	14	61.0	3.8	0.0
GOOSBY, Joe	PHI	18		56	25	68.5	3.8	0.0
CRUZ, AJ	ARI	12		34	23	45.5	3.8	0.0
PHINISEE, Joe	CLE	17		50	26	63.0	3.7	0.0
GILLIAM, Sergio	SPO	17		55	12	61.0	3.6	0.0
BREWER, Xavier	JAX	12		35	13	41.5	3.5	0.0
HARRELL, James	TBY	16		48	14	55.0	3.4	0.0
PEILA, Bryce	POR	17		49	16	57.0	3.4	0.0
<b>BOYLE, Shaine</b>	<b>LAK</b>	<b>11</b>		<b>32</b>	<b>9</b>	<b>36.5</b>	<b>3.3</b>	<b>0.0</b>
WELLS, Ben	ARI	12		29	20	39.0	3.2	0.0
MCINTOSH, Erick	ORL	10		27	9	31.5	3.2	0.0
CROCKER, Eric	SJS	12		30	14	37.0	3.1	0.0
BROWN, Arkeith	ARI	18		45	20	55.0	3.1	0.0
LITTLE, Ray	LVO	11		26	13	32.5	3.0	0.0
THOMAS, Clevan	SJS	15		34	14	41.0	2.7	0.0
HOLLIS, Dwayne	PHI	13		32	6	35.0	2.7	0.0
McCULLOUGH, Kev	SPO	10		22	9	26.5	2.7	0.0
<b>BENTON, Ter'Ran</b>	<b>LAK</b>	<b>15</b>		<b>35</b>	<b>9</b>	<b>39.5</b>	<b>2.6</b>	<b>0.0</b>
FLETCHER, Jabar	LVO	14		29	15	36.5	2.6	4.5
FLETCHER, Donnie	CLE	10		19	14	26.0	2.6	0.0
MCADOO, Michael	ARI	14		30	12	36.0	2.6	11.0
<b>SCOTT, Laron</b>	<b>LAK</b>	<b>11</b>		<b>23</b>	<b>9</b>	<b>27.5</b>	<b>2.5</b>	<b>0.0</b>
SUMMERS, Derric	SPO	18		37	10	42.0	2.3	9.0

SACKS	Team	G	UA	A	Yds	Total	Avg/G
SYKES, Joe	JAX	18	18	1	117	18.5	1.03
MAKA, Francis	SJS	18	9	5	64	11.5	0.64
GLASPER, Tyre	ARI	18	10	3	59	11.5	0.64
MCADOO, Michael	ARI	14	11	0	78	11.0	0.79
RUFFIN, James	SPO	17	9	4	34	11.0	0.65
STEWART, Jason	SJS	18	9	2	38	10.0	0.56
LEWIS, Mike	LVO	16	8	3	49	9.5	0.59
MCGINNIS, Willi	CLE	18	9	1	44	9.5	0.53
SUMMERS, Derric	SPO	18	8	2	56	9.0	0.50
ROBINSON, Bryan	PHI	18	9	0	52	9.0	0.50

TACKLES FOR LOSS	Team	G	UA	A	Yds	Total	Avg/G
SYKES, Joe	JAX	18	22	1	123	22.5	1.25
GLASPER, Tyre	ARI	18	12	4	71	14.0	0.78
MCGINNIS, Willi	CLE	18	12	2	52	13.0	0.72
MAKA, Francis	SJS	18	9	8	67	13.0	0.72
ROBINSON, Bryan	PHI	18	11	2	58	12.0	0.67
STEWART, Jason	SJS	18	10	3	43	11.5	0.64
MCADOO, Michael	ARI	14	11	0	85	11.0	0.79
LEWIS, Mike	LVO	16	8	5	50	10.5	0.66
RUFFIN, James	SPO	17	8	5	35	10.5	0.62
DAWKINS, Everet	TBY	18	8	4	41	10.0	0.56

FUMBLES FORCED	Team	G	Num	Avg/G
SYKES, Joe	JAX	18	10	0.56
RUFFIN, James	SPO	17	6	0.35
DEGRATE, Anthon	CLE	16	5	0.31
WILLIAMS, Meshia	ORL	17	5	0.29
GOOSBY, Joe	PHI	18	5	0.28
GLANTON, De'Mon	POR	11	3	0.27
PAIGE-MOSS, Don	SJS	16	4	0.25
FRITZ, Rodney	SJS	9	2	0.22
DAVIS, Dexter	POR	9	2	0.22
<b>GILMORE, J.T.</b>	<b>LAK</b>	<b>9</b>	<b>2</b>	<b>0.22</b>

FUMBLES RCVD	Team	G	Num	Avg/G
RUFFIN, James	SPO	17	6	0.35
HARRELL, James	TBY	16	5	0.31
HYLAND, David	SJS	16	5	0.31
PHINISEE, Joe	CLE	17	5	0.29
RICHARDSON, Ken	PHI	16	4	0.25
HUDON, Ladon	LVO	12	3	0.25
JACKSON, Alvin	JAX	18	4	0.22
ISSAC, Rod	ORL	9	2	0.22
KELLEM, Jeremy	ARI	18	4	0.22
VARNER, Tanner	LVO	15	3	0.20

PASSES DEFENDED	Team	G	Brup	Int	Total	Avg/G
KELLEM, Jeremy	ARI	18	34	14	48	2.67
<b>KIZER, Rayshaun</b>	<b>LAK</b>	<b>10</b>	<b>21</b>	<b>5</b>	<b>26</b>	<b>2.60</b>
REID, Greg	JAX	12	21	9	30	2.50
PHILLIPS, Alfre	TBY	18	39	3	42	2.33
FONTENETTE, Ken	SJS	18	29	12	41	2.28
ROMAIN, James	PHI	18	29	10	39	2.17
JONES, Dominic	CLE	15	23	1	24	1.60
BELTON, Tracy	NOV	17	23	3	26	1.53
TAYLOR, Nick	ORL	17	20	4	24	1.41
FLOYD, Marquis	ARI	17	18	5	23	1.35

# 2015 IN REVIEW

OFFENSIVE PERFORMANCE BY GAME		RUSHING				RECEIVING				PASSING				KICK RETURNS				FG RETURNS					
WK	OPPONENT	NO	YDS	TD	LNG	NO	YDS	TD	LNG	CMP	ATT	INT	YDS	TD	LG	NO	YDS	TD	LG	NO	YDS	TD	LG
1	Portland	3	24	1	19	24	241	4	24	24-46-0	229	4	24	6	79	0	21	0	0	0	0	0	0
2	San Jose	3	4	0	3	16	228	4	42	16-34-2	205	4	42	4	105	0	51	0	0	0	0	0	0
3	Las Vegas	14	77	4	22	15	194	3	29	15-29-0	186	3	29	6	81	0	20	0	0	0	0	0	0
4	Orlando	8	31	3	10	17	259	4	39	17-34-0	253	4	39	5	104	0	54	0	0	0	0	0	0
5	Arizona	3	3	0	2	17	212	4	43	17-32-2	200	4	43	8	131	0	23	0	0	0	0	0	0
6	Las Vegas	3	6	0	6	22	264	2	44	22-46-0	242	2	44	5	61	0	16	0	0	0	0	0	0
7	Spokane	8	40	1	14	29	367	6	33	29-49-0	357	6	33	4	53	0	16	0	0	0	0	0	0
8	Portland	4	14	0	13	31	337	6	29	31-45-0	325	6	29	7	103	1	55	1	22	0	22	0	22
10	Jacksonville	2	6	2	4	27	246	3	17	27-46-2	243	3	17	5	136	0	39	1	12	0	12	0	12
11	Portland	10	33	1	12	18	240	5	37	18-33-0	235	5	37	5	70	0	20	0	0	0	0	0	0
12	San Jose	6	1	0	3	23	285	5	41	23-45-1	263	5	41	6	157	1	54	1	19	0	19	0	19
13	Philadelphia	8	30	0	11	18	241	6	42	18-33-1	233	6	42	4	84	0	33	0	0	0	0	0	0
14	Arizona	2	0	0	2	18	319	6	48	18-38-1	319	6	48	6	75	0	21	0	0	0	0	0	0
16	Spokane	12	41	1	15	21	214	4	31	21-31-0	211	4	31	2	40	0	23	0	0	0	0	0	0
17	Las Vegas	8	41	1	19	18	179	3	21	18-31-1	160	3	21	5	84	1	53	0	0	0	0	0	0
18	Arizona	5	13	0	6	23	310	7	45	23-45-1	301	7	45	8	119	0	29	0	0	0	0	0	0
19	Tampa Bay	2	6	1	4	13	219	4	46	13-29-3	197	4	46	5	87	0	29	1	24	0	24	0	24
20	San Jose	4	3	1	3	16	261	5	44	16-34-2	253	5	44	5	93	0	39	0	0	0	0	0	0

OFFENSIVE PERFORMANCE BY GAME		TACKLES				SACKS		Fumbles			PASS	BLKD	KICKS	XPTS			PTS
WK	OPPONENT	SOLO	AST	TOT	TFL/YDS	NO-YDS	FF	FR-YDS	INT-YDS	QBH	BRK	KICK	ATT-MDE	RUN	RVCV	SAF	PTS
1	Portland	16	10	21.0	2.0-9	1.0-8	0	0-0	1-0	0	2	0	5-4	0	0	0	37
2	San Jose	19	8	23.0	3.0-8	1.0-5	0	0-0	1-8	1	1	0	4-4	0	0	0	28
3	Las Vegas	21	2	22.0	1.0-4	0.0-0	1	1-0	0-0	2	5	0	7-6	0	0	0	48
4	Orlando	22	14	29.0	2.0-3	0.0-0	2	1-0	0-0	0	2	0	7-6	0	0	0	48
5	Arizona	23	6	26.0	2.0-20	2.0-20	0	0-0	1-9	1	3	1	4-4	0	0	1	30
6	Las Vegas	17	4	19.0	0.0-0	0.0-0	0	0-0	0-0	0	4	0	2-1	0	0	0	16
7	Spokane	25	0	25.0	1.0-1	0.0-0	0	0-0	0-0	0	0	1	6-4	0	0	0	46
8	Portland	17	10	22.0	1.0-4	0.0-0	1	0-0	1-11	0	5	0	3-3	0	1	0	47
10	Jacksonville	19	20	29.0	0.0-0	0.0-0	2	1-0	1-7	1	4	0	5-5	0	0	0	35
11	Portland	19	8	23.0	2.0-4	0.0-0	0	0-0	2-50	1	2	0	7-7	0	0	0	52
12	San Jose	27	2	28.0	5.0-20	5.0-17	2	2-0	3-49	3	4	0	6-6	0	0	0	48
13	Philadelphia	22	2	23.0	1.0-1	0.0-0	0	0-0	1-52	0	0	0	6-6	0	0	0	48
14	Arizona	20	8	24.0	1.0-1	0.0-0	1	1-0	0-0	2	4	0	4-2	1	0	0	43
16	Spokane	23	10	28.0	2.0-4	0.0-0	0	0-0	1-14	2	8	0	5-4	0	0	0	34
17	Las Vegas	22	6	25.0	3.0-19	2.0-17	0	0-0	1-10	8	2	0	5-5	0	0	1	37
18	Arizona	16	6	19.0	1.0-1	0.0-0	0	2-0	1-48	0	1	1	8-7	0	0	0	55
19	Tampa Bay	31	4	33.0	1.0-2	2.0-2	1	1-5	0-0	3	7	0	5-4	0	0	0	34
20	San Jose	22	10	27.0	1.0-5	1.0-5	1	1-19	0-0	8	8	0	6-2	0	0	0	38

KICKING PERFORMANCE BY GAME		FIELD GOALS			KICK OFFS						
WK	OPPONENT	ATT-MADE	LG	BLK	NO	YDS	AVG	TB	OB		
1	Portland	1-1	31	0	5	281	56.2	2	1		
2	San Jose	1-0	0	0	4	207	51.8	1	0		
3	Las Vegas	0-0	0	0	6	331	55.2	4	0		
4	Orlando	0-0	0	0	8	455	56.9	4	0		
5	Arizona	0-0	0	0	5	282	56.4	1	0		
6	Las Vegas	1-1	23	0	3	167	55.7	0	0		
7	Spokane	0-0	0	0	7	395	56.4	2	0		
8	Portland	1-0	0	0	6	256	42.7	0	0		
10	Jacksonville	0-0	0	0	6	338	56.3	1	1		
11	Portland	1-1	18	0	8	448	56.0	1	1		
12	San Jose	0-0	0	0	7	384	54.9	2	1		
13	Philadelphia	0-0	0	0	7	404	57.7	4	0		
14	Arizona	1-1	21	0	7	401	57.3	1	0		
16	Spokane	2-0	0	2	6	342	57.0	3	0		
17	Las Vegas	0-0	0	0	5	285	57.0	1	0		
18	Arizona	0-0	0	0	6	298	49.7	3	0		
19	Tampa Bay	1-0	0	0	6	335	55.8	3	0		
20	San Jose	0-0	0	0	8	431	53.9	3	0		

# 2015 IN REVIEW

## PARTICIPATION

	@ PDX	@ SJS	LVO	@ ORL	ARI	@ LVO	@ SPO	@ PDX	JAX	PDX	@ SJS	PHI	ARI	SPO	LVO	@ ARI	@ TBY	@ SJS	GP/GS
Afusia, Kody	...	...	...	...	...	...	...	...	...	...	...	...	...	...	XXX	ST	ST	ST	4/3
Anderson, Chad	...	ST	XXX	XXX	XXX	ST	...	ST	...	ST	ST	ST	ST	ST	...	...	...	...	11/8
Bassuener, Matt	...	...	...	...	XXX	ST	ST	...	...	...	...	...	...	...	...	...	...	...	3/2
Benton, Ter'Ran	ST	ST	ST	ST	ST	ST	ST	ST	XXX	ST	...	...	..	ST	ST	XXX	ST	ST	15/3
Berry, Richard	...	XXX	...	...	...	...	...	...	...	...	...	...	...	...	...	...	...	...	1/0
Boyle, Shaine	...	...	..	...	...	ST	XXX	XXX	...	XXX	XXX	ST	ST	XXX	...	ST	ST	ST	11/6
Brown, Carlton	...	...	...	ST	ST	ST	...	...	...	...	...	...	...	...	...	...	...	...	3/3
Brown, Nekos	...	...	...	...	...	...	...	...	...	...	...	...	XXX	ST	ST	ST	ST	ST	4/3
Campbell, Sam	ST	ST	ST	ST	ST	ST	ST	XXX	...	...	...	...	...	...	...	...	...	...	8/7
Castile, L.J.	...	...	...	...	...	...	...	...	...	...	...	...	...	...	...	...	...	...	ST 1/1
Cato-Bishop, Darryl	ST	ST	ST	ST	ST	ST	ST	ST	XXX	ST	ST	ST	ST	ST	ST	ST	ST	ST	18/17
Clancy, Joe	...	...	...	...	...	XXX	XXX	XXX	...	...	...	XXX	XXX	...	XXX	XXX	...	ST	8/1
Clay, Charles	...	...	...	...	...	...	...	...	...	...	ST	XXX	...	...	...	...	ST	ST	4/3
Daley, Brenden	...	...	...	...	...	...	...	...	...	...	...	XXX	ST	...	...	...	...	XXX	3/1
Diaz, Michael	ST	ST	ST	ST	ST	...	...	...	...	...	...	...	...	...	...	...	...	...	5/5
Dillon, Antron	ST	ST	ST	XXX	ST	ST	ST	ST	XXX	ST	ST	ST	ST	ST	ST	ST	ST	ST	18/16
Dix, De'Audra	ST	ST	ST	ST	...	ST	ST	ST	...	...	...	...	...	...	...	...	...	...	7/7
Franklin, Austin	...	...	...	...	...	XXX	...	...	...	...	...	...	...	...	...	...	...	...	1/0
Gilmore, J.T.	...	...	...	...	...	...	...	...	...	ST	XXX	ST	ST	ST	ST	ST	...	...	9/8
Gilson, Tom	XXX	ST	ST	ST	XXX	...	XXX	ST	XXX	ST	ST	ST	ST	ST	ST	ST	ST	ST	17/13
Goard, Tyrone	...	...	...	...	...	...	...	...	...	...	XXX	XXX	XXX	XXX	XXX	XXX	...	...	6/0
Goodwin, Anthony	...	...	...	...	...	...	...	...	...	XXX	...	...	...	...	...	...	...	...	1/0
Harrell, Logan	...	...	...	...	...	...	...	...	...	...	XXX	ST	...	...	XXX	XXX	ST	ST	7/3
Harris, Dajohn	...	...	...	...	...	...	...	...	...	ST	ST	...	...	...	...	...	...	...	2/2
Hayes, Spencer	...	...	...	...	...	...	...	...	...	...	...	...	...	...	...	...	XXX	...	1/0
Heidari, Andre	...	...	...	...	...	...	...	...	...	...	XXX	XXX	XXX	XXX	XXX	XXX	XXX	XXX	8/0
Janac, Micheal	...	...	...	...	...	...	...	XXX	...	...	...	...	...	...	...	...	...	...	1/0
Kizer, Rayshaun	...	...	...	...	...	...	...	...	XXX	ST	ST	ST	ST	ST	ST	ST	ST	ST	10/9
Koker, John	...	...	...	...	...	...	...	...	XXX	XXX	...	...	...	...	...	...	...	...	2/0
Lewis, Ronnell	ST	ST	ST	ST	...	...	...	...	...	...	...	...	...	...	...	...	...	...	4/4
Lewis, Thyron	ST	ST	ST	ST	ST	ST	ST	ST	...	...	...	...	...	...	...	...	...	...	8/8
Madsen, Joe	...	...	...	...	...	...	ST	ST	...	ST	ST	ST	ST	ST	ST	...	...	...	8/8
Mason, Miles	...	...	...	...	...	...	...	...	...	ST	ST	ST	ST	XXX	ST	ST	ST	XXX	9/7
McClinton, James	...	...	ST	XXX	...	...	...	...	...	...	...	...	...	...	...	...	...	...	3/2
McPherson, Adrian	ST	ST	ST	ST	...	...	...	XXX	...	ST	...	XXX	...	...	...	...	...	...	7/5
Morgan, Donovan	ST	ST	ST	ST	ST	ST	ST	ST	XXX	ST	ST	ST	ST	ST	ST	ST	ST	ST	18/17
Myers, Spencer	...	...	...	...	...	...	...	...	...	...	...	...	...	...	...	...	...	XXX	1/0
Parker, Anthony	...	...	...	ST	ST	ST	ST	ST	...	ST	ST	ST	ST	ST	ST	ST	ST	ST	14/14
Pittman, Dominie	ST	ST	XXX	XXX	ST	ST	ST	ST	...	...	...	...	...	...	...	...	...	...	8/6
Sambrano, Jabin	...	...	XXX	XXX	ST	...	...	...	...	...	...	...	...	...	...	...	...	...	3/1
Sampson, Demarco	ST	...	XXX	...	...	ST	ST	...	XXX	ST	ST	ST	ST	ST	ST	ST	ST	...	13/11
Scott, Laron	...	...	XXX	...	ST	...	ST	ST	XXX	ST	ST	ST	ST	ST	ST	...	...	...	11/9
Solomon, Jeffrey	...	...	...	...	...	...	XXX	XXX	XXX	...	...	...	...	...	...	...	...	...	3/0
Southwick, Danny	...	...	...	...	...	...	...	ST	XXX	...	ST	ST	ST	ST	ST	ST	ST	...	10/8
Spencer, Kenny	XXX	XXX	XXX	XXX	XXX	XXX	...	XXX	...	...	...	...	...	...	...	...	...	...	7/0
Spicer, Michale	...	...	ST	ST	ST	ST	ST	ST	...	...	...	...	...	...	...	...	...	...	5/5

KEY	
...	Not With Team
XXX	Participated
ST	Started

# 2015 IN REVIEW

## 2015 LA KISS TRANSACTIONS

1/2/15	Joe Madsen	Placing on League Suspension	3/30/15	Iosua Siliva	Placing on Inactive Reserve
1/5/15	Joe Madsen	Placing on Other League Exempt	4/3/15	Romeo Pellum	Placing on Injured Reserve
1/6/15	Dashawn Johnson	Have Been Assigned	4/3/15	Andres Vargas	Placing on Reassignment
1/23/15	Louis Holmes	Have Been Assigned	4/6/15	De'Mon Glanton	Activating From League Suspension
1/29/15	Lacoltan Bester	Have Been Assigned	4/6/15	Anthony Parker	Activating From League Suspension
1/29/15	Winston Wright	Have Been Assigned	4/6/15	Dominie Pittman	Placing on Recallable Reassignment
2/4/15	Kevin Smith	Placing on Other League Exempt	4/6/15	Chad Anderson	Placing on Recallable Reassignment
2/6/15	Ter'Ran Benton	Have Been Assigned	4/7/15	Dominie Pittman	Activating From Recallable Reassignment
2/6/15	Donnie Fletcher	Placing on Recallable Reassignment	4/7/15	De'Mon Glanton	Activating From Recallable Reassignment
2/12/15	Antron Dillon	Have Been Assigned	4/8/15	Chad Anderson	Placing on Inactive Reserve
2/20/15	Future Considerations	Traded From (Philadelphia Soul)	4/8/15	James McClinton	Traded From (Jacksonville Sharks)
2/20/15	Derrick Ross	Traded From (Philadelphia Soul)	4/10/15	Zian Jones	Placing on League Suspension
3/2/15	Darryl Cato-Bishop	Activating From League Suspension	4/10/15	Lamont Bryan	Placing on League Suspension
3/3/15	Brian Zbydniewski	Have Been Assigned	4/10/15	Stanley McClover	Placing on League Suspension
3/3/15	Iosua Siliva	Have Been Assigned	4/15/15	Chad Anderson	Activating From Inactive Reserve
3/3/15	Michale Spicer	Have Been Assigned	4/15/15	Isaiah Tuiasosopo	Placing on Injured Reserve
3/5/15	Jabin Sambrano	Have Been Assigned	4/15/15	Winston Wright	Placing on Other League Exempt
3/5/15	Laron Scott	Have Been Assigned	4/16/15	Carlton Brown	Have Been Assigned
3/5/15	Rod Harper	Have Been Assigned	4/23/15	Matt Bassuener	Have Been Assigned
3/5/15	Harris Bivin	Have Been Assigned	4/23/15	Adrian McPherson	Placing on Injured Reserve
3/5/15	Will Latu	Have Been Assigned	4/28/15	Austin Franklin	Have Been Assigned
3/5/15	Nigel Nicholas	Placing on Physically Unable to Perform	4/28/15	Shaine Boyle	Have Been Assigned
3/5/15	Andres Vargas	Placing on Physically Unable to Perform	4/28/15	Joe Clancy	Have Been Assigned
3/5/15	Romeo Pellum	Placing on Physically Unable to Perform	4/28/15	JT Gilmore	Have Been Assigned
3/5/15	Aaron Davis	Placing on Reassignment	4/28/15	Jabin Sambrano	Placing on Inactive Reserve
3/5/15	Akwasi Owusu-Ansah	Placing on Refuse to Report	4/28/15	Brian Zbydniewski	Placing on Recallable Reassignment
3/5/15	Terrence Johnson	Placing on Refuse to Report	4/28/15	James McClinton	Placing on Recallable Reassignment
3/5/15	Derrick Ross	Placing on Refuse to Report	4/28/15	Marcus Trice	Placing on Recallable Reassignment
3/9/15	Isaiah Tuiasosopo	Have Been Assigned	4/29/15	Will Latu	Placing on Reassignment
3/10/15	Marcus Trice	Have Been Assigned	4/29/15	JT Gilmore	Placing on Refuse to Report
3/10/15	Donovan Morgan	Traded From (Las Vegas Outlaws)	4/29/15	Future Considerations	Traded From (New Orleans VooDoo)
3/12/15	Shannon Tevaga	Have Been Assigned	5/1/15	Iosua Siliva	Activating From Inactive Reserve
3/12/15	Stanley McClover	Placing on Physically Unable to Perform	5/5/15	Joe Madsen	Activating From Other League Exempt
3/12/15	Nadir Brown	Placing on Physically Unable to Perform	5/5/15	JT Gilmore	Activating From Refuse to Report
3/13/15	John Hardy-Tuliau	Have Been Assigned	5/5/15	Michael Diaz	Placing on Recallable Reassignment
3/13/15	De'Mon Glanton	Placing on League Suspension	5/5/15	Sam Campbell	Placing on Recallable Reassignment
3/13/15	Anthony Parker	Placing on League Suspension	5/6/15	Sam Campbell	Activating From Recallable Reassignment
3/13/15	Louis Holmes	Placing on Physically Unable to Perform	5/6/15	Ty Nsekhe	Have Been Assigned
3/13/15	Kenny Spencer	Placing on Physically Unable to Perform	5/6/15	Bobby Zalud	Have Been Assigned
3/13/15	Royce Pollard	Placing on Physically Unable to Perform	5/6/15	Ronnell Lewis	Placing on Injured Reserve
3/13/15	Rod Harper	Placing on Recallable Reassignment	5/6/15	Michael Diaz	Placing on Injured Reserve
3/13/15	AJ Cruz	Placing on Recallable Reassignment	5/6/15	Iosua Siliva	Placing on Injured Reserve
3/13/15	Future Considerations	Traded From (New Orleans VooDoo)	5/6/15	Kenny Spencer	Placing on League Suspension
3/14/15	Ronnell Lewis	Traded From (Spokane Shock)	5/8/15	Ty Nsekhe	Placing on Other League Exempt
3/16/15	Nadir Brown	Placing on Reassignment	5/11/15	Kenny Spencer	Activating From League Suspension
3/16/15	Lamont Bryan	Placing on Recallable Reassignment	5/11/15	Isaiah Tuiasosopo	Placing on Reassignment
3/17/15	Kenny Spencer	Activating From Physically Unable to Perform	5/11/15	Bobby Zalud	Placing on Reassignment
3/17/15	De'Audra Dix	Have Been Assigned	5/11/15	Michale Spicer	Placing on Recallable Reassignment
3/17/15	Adrian McPherson	Placing on Physically Unable to Perform	5/12/15	Matt Bassuener	Placing on Injured Reserve
3/17/15	Donovan Morgan	Placing on Physically Unable to Perform	5/13/15	Skyler Skersick	Have Been Assigned
3/17/15	Thyron Lewis	Placing on Physically Unable to Perform	5/13/15	Isaiah Tuiasosopo	Have Been Assigned
3/18/15	Zian Jones	Have Been Assigned	5/13/15	Anthony Goodwin	Have Been Assigned
3/18/15	LaVaughn Macon	Have Been Assigned	5/13/15	DeMarco Simpson	Placing on Inactive Reserve
3/18/15	Brandyn Harvey	Have Been Assigned	5/13/15	Danny Southwick	Traded From (Spokane Shock)
3/18/15	Will Latu	Placing on Physically Unable to Perform	5/14/15	Jeffrey Solomon	Have Been Assigned
3/20/15	Adrian McPherson	Activating From Physically Unable to Perform	5/14/15	Michael Janac	Have Been Assigned
3/20/15	Donovan Morgan	Activating From Physically Unable to Perform	5/14/15	Isaiah Tuiasosopo	Placing on Injured Reserve
3/20/15	Thyron Lewis	Activating From Physically Unable to Perform	5/14/15	Carlton Brown	Placing on Injured Reserve
3/20/15	Louis Holmes	Placing on Injured Reserve	5/18/15	Akwasi Owusu-Ansah	Placing on Other League Exempt
3/20/15	Will Latu	Placing on Injured Reserve	5/19/15	Ronnell Lewis	Placing on Reassignment
3/20/15	Stanley McClover	Placing on Reassignment	5/19/15	Skyler Skersick	Placing on Recallable Reassignment
3/20/15	Dashawn Johnson	Placing on Recallable Reassignment	5/19/15	Shaine Boyle	Placing on Recallable Reassignment
3/20/15	Zian Jones	Placing on Recallable Reassignment	5/19/15	Michael Janac	Placing on Recallable Reassignment
3/20/15	Mike Edwards	Placing on Recallable Reassignment	5/19/15	De'Audra Dix	Placing on Recallable Reassignment
3/20/15	Mike Box	Placing on Recallable Reassignment	5/20/15	Future Considerations	Traded From (Spokane Shock)
3/20/15	Brandyn Harvey	Placing on Recallable Reassignment	5/21/15	Shaine Boyle	Activating From Recallable Reassignment
3/20/15	LaVaughn Macon	Placing on Recallable Reassignment	5/21/15	Will Latu	Placing on League Suspension
3/20/15	John Hardy-Tuliau	Placing on Recallable Reassignment	5/21/15	Brenden Daley	Have Been Assigned
3/21/15	Andres Vargas	Placing on Injured Reserve	5/22/15	Logan Harrell	Have Been Assigned
3/21/15	Nigel Nicholas	Placing on Injured Reserve	5/22/15	Miles Mason	Have Been Assigned
3/22/15	Royce Pollard	Placing on Reassignment	5/22/15	Rayshaun Kizer	Traded From (New Orleans VooDoo)
3/22/15	Iosua Siliva	Placing on Recallable Reassignment	5/25/15	Sam Campbell	Placing on Reassignment
3/22/15	Future Considerations	Traded From (Orlando Predators)	5/26/15	DeMarco Simpson	Activating From Inactive Reserve
3/22/15	Richard Barry	Traded From (Orlando Predators)	5/27/15	Thyron Lewis	Placing on Recallable Reassignment
3/23/15	Iosua Siliva	Activating From Recallable Reassignment	5/27/15	Dajohn Harris	Have Been Assigned
3/23/15	Richard Barry	Placing on Refuse to Report	5/28/15	Josh Victorian	Have Been Assigned
3/26/15	Romeo Pellum	Placing on League Suspension	5/28/15	Dominie Pittman	Placing on Inactive Reserve
3/30/15	Richard Barry	Activating From Refuse to Report	5/28/15	Kenny Spencer	Placing on Injured Reserve
			5/29/15	John Koker	Have Been Assigned
			5/29/15	Anthony Goodwin	Placing on Inactive Reserve
			5/29/15	Michael Diaz	Placing on Reassignment



# 2015 IN REVIEW

## 2015 LA KISS TRANSACTIONS (cont)

6/4/15	Winston Wright	Activating From Other League Exempt	11/9/15	Nathan Stanley	Have Been Assigned
6/4/15	Joe Madsen	Placing on League Suspension	11/11/15	Derrick Summers	Have Been Assigned
6/5/15	Joe Madsen	Activating From League Suspension	11/11/15	Rodney Fritz	Have Been Assigned
6/5/15	Ed Ta'amu	Have Been Assigned	11/13/15	Qumain Black	Have Been Assigned
6/5/15	Joe Clancy	Placing on Injured Reserve	11/13/15	Justin Wilson	Have Been Assigned
6/5/15	John Koker	Placing on Recallable Reassignment	11/16/15	Travis Bond	Have Been Assigned
6/5/15	Austin Franklin	Placing on Recallable Reassignment	11/17/15	Marcus Reed	Have Been Assigned
6/5/15	Winston Wright	Placing on Refuse to Report	11/17/15	Caleb Holley	Have Been Assigned
6/5/15	Adrian McPherson	Reactivating From Injured Reserve	11/17/15	Kevin Smith	Placing on Other League Exempt
6/5/15	Tyrone Goard	Traded From (Philadelphia Soul)	11/18/15	Caesar Rayford	Have Been Assigned
6/6/15	Austin Franklin	Activating From Recallable Reassignment	11/20/15	Terrance Smith	Have Been Assigned
6/6/15	John Koker	Activating From Recallable Reassignment	11/20/15	Tyrone Goard	Have Been Assigned
6/6/15	Shannon Tevaga	Placing on Inactive Reserve	11/20/15	Marcus Pittman	Have Been Assigned
6/6/15	Tyrone Goard	Placing on Refuse to Report	11/20/15	JJ Unga	Have Been Assigned
6/6/15	Future Considerations	Traded From (New Orleans VooDoo)	11/20/15	Rory Nixon	Have Been Assigned
6/8/15	Tyrone Goard	Activating From Refuse to Report	11/23/15	John Martinez	Have Been Assigned
6/8/15	Austin Franklin	Placing on Reassignment	11/23/15	Brenden Daley	Placing on Recallable Reassignment
6/9/15	Ter'Ran Benton	Placing on Injured Reserve	11/23/15	Tim Vizzi	Placing on Recallable Reassignment
6/10/15	Shannon Tevaga	Activating From Inactive Reserve	11/23/15	Amarri Jackson	Have Been Assigned
6/10/15	Sione Tuihalamaka	Have Been Assigned	12/9/15	Charles Clay	Placing on Recallable Reassignment
6/10/15	Andre Heidari	Have Been Assigned	12/9/15	Shaine Boyle	Placing on Recallable Reassignment
6/10/15	Brenden Daley	Placing on Inactive Reserve	12/14/15	Brandon Collins	Have Been Assigned
6/10/15	Iosua Siliva	Placing on Reassignment	12/14/15	Gustave Benthin	Have Been Assigned
6/10/15	John Koker	Placing on Reassignment	12/14/15	Kenny Spencer	Placing on Recallable Reassignment
6/10/15	Ed Ta'amu	Placing on Recallable Reassignment	12/14/15	Andre Heidari	Placing on Recallable Reassignment
6/11/15	Charles Clay	Have Been Assigned	12/18/15	DJ Stephens	Have Been Assigned
6/12/15	Adrian McPherson	Placing on League Suspension	12/18/15	Matt Armstrong	Have Been Assigned
6/12/15	Joe Clancy	Reactivating From Injured Reserve	12/18/15	Chad Anderson	Placing on Recallable Reassignment
6/15/15	Adrian McPherson	Placing on Other League Exempt			
6/15/15	Dajohn Harris	Placing on Recallable Reassignment			
6/18/15	Brenden Daley	Activating From Inactive Reserve			
6/18/15	Isaiah Tuiasosopo	Placing on Reassignment			
6/25/15	Nekos Brown	Have Been Assigned			
6/25/15	Jeffrey Solomon	Placing on Inactive Reserve			
6/25/15	Dajohn Harris	Placing on League Suspension			
6/26/15	Louis Holmes	Placing on League Suspension			
7/7/15	Anthony Goodwin	Activating From Inactive Reserve			
7/7/15	Sione Tuihalamaka	Placing on Recallable Reassignment			
7/9/15	Anthony Goodwin	Placing on Reassignment			
7/9/15	Ter'Ran Benton	Reactivating From Injured Reserve			
7/14/15	Jeffrey Solomon	Placing on Injured Reserve			
7/14/15	Matt Bassuener	Placing on Reassignment			
7/15/15	Kody Afusia	Have Been Assigned			
7/15/15	Chad Anderson	Placing on Injured Reserve			
7/15/15	Brenden Daley	Placing on Reassignment			
7/16/15	LJ Castile	Have Been Assigned			
7/16/15	Spencer Myers	Have Been Assigned			
7/16/15	Charles Clay	Placing on Recallable Reassignment			
7/17/15	Charles Clay	Activating From Recallable Reassignment			
7/17/15	LJ Castile	Placing on Refuse to Report			
7/21/15	LJ Castile	Activating From Refuse to Report			
7/21/15	Laron Scott	Placing on Injured Reserve			
7/21/15	Michale Spicer	Placing on League Suspension			
7/21/15	Michael Janac	Placing on League Suspension			
7/22/15	Hamani Stevens	Have Been Assigned			
7/22/15	Joe Madsen	Placing on Other League Exempt			
7/29/15	Josh Victorian	Placing on League Suspension			
7/30/15	Brenden Daley	Have Been Assigned			
7/30/15	Tyrone Goard	Placing on Injured Reserve			
7/30/15	JT Gilmore	Placing on Injured Reserve			
8/6/15	Tim Vizzi	Have Been Assigned			
8/6/15	DeMarco Simpson	Placing on Injured Reserve			
10/16/15	Kamar Jordan	Have Been Assigned			
10/16/15	Lowell Rose	Have Been Assigned			
11/4/15	Josh Victorian	Have Exercised League Rookie Option			
11/4/15	Spencer Myers	Have Exercised League Rookie Option			
11/4/15	Hamani Stevens	Have Exercised League Rookie Option			
11/4/15	Kody Afusia	Have Exercised League Rookie Option			
11/4/15	Winston Wright	Have Exercised League Rookie Option			
11/4/15	Joe Clancy	Have Exercised League Rookie Option			
11/4/15	Brenden Daley	Have Exercised League Rookie Option			
11/4/15	Logan Harrell	Have Exercised League Rookie Option			
11/4/15	Laron Scott	Have Exercised League Rookie Option			
11/4/15	Andre Heidari	Have Exercised League Rookie Option			
11/4/15	JT Gilmore	Have Exercised League Rookie Option			
11/4/15	Miles Mason	Have Exercised League Rookie Option			
11/4/15	Shaine Boyle	Have Exercised League Rookie Option			
11/4/15	Charles Clay	Have Exercised League Rookie Option			
11/6/15	Rayshaun Kizer	Have Been Assigned			

# 2015 IN REVIEW

## 2015 ARENA FOOTBALL AWARDS

POSTSEASON AWARD	AWARD RECIPIENT	TEAM
RUSSELL ATHLETIC OFFENSIVE PLAYER OF THE YEAR	DAN RAUDABAUGH	PHILADELPHIA SOUL
MOST VALUABLE PLAYER	DAN RAUDABAUGH	PHILADELPHIA SOUL
SMITTY'S PLAYER OF THE YEAR	JOE SYKES	JACKSONVILLE SHARKS
CUTTERS WIDE RECIEVER OF THE YEAR	REGGIE GRAY	SAN JOSE SABERCATS
ROOKIE OF THE YEAR	GREG REID	JACKSONVILLE SHARKS
MARCUM-MOSS HEAD COACH OF THE YEAR	CLINT DOLEZEL	PHILADELPHIA SOUL
VIDSWAP DEFENSIVE LINEMAN OF THE YEAR	JOE SYKES	JACKSONVILLE SHARKS
EXECUTIVE OF THE YEAR	JOHN ADAMS	PHILADELPHIA SOUL
SPALDING OFFENSIVE LINEMAN OF THE YEAR	SHANNON BREEN	PHILADELPHIA SOUL
COMMISSIONER'S AWARD	TODD LEIWEKE	TAMPA BAY STORM
FOUNDER'S AWARD	ALEX CUROTTO	SAN JOSE SABERCATS
ASSISTANT COACH OF THE YEAR	SIAHA BURLEY	ORLANDO PREDATORS
SUPPORT STAFF OF THE YEAR		TAMPA BAY STORN
GO RVing DEFENSIVE BACK OF THE YEAR	JEREMY KELLEEM	ARIZONA RATTLERS
THE JASON FOUNDATION COMMUNITY SERVICE AWARD		CLEVELAND GLADIATORS
OFFICIAL OF THE YEAR	TERRI VALENTI	AFL
EQUIPMENT MANAGER OF THE YEAR	TODD CONNER	ARIZONA RATTLERS
AL LUCAS AFL PULSE HERO AWARD	DAVID HYLAND	SAN JOSE SABERCATS
SPORTS MEDICINE PROGRAM OF THE YEAR		ARIZONA RATTLERS
J. LEWIS SMALL PLAYMAKER OF THE YEAR	DUANE BROOKS	PORTLAND THUNDER

## 2015 ALL-ARENA TEAMS

### OFFENSE

POSITION	FIRST TEAM	SECOND TEAM
QUARTERBACK	DAN RAUDABAUGH, PHI	ERIK MYER, SJS
FULLBACK	DERRICK ROSS, JAX	TOMMY TAGGART, PHI
	REGGIE GRAY, SJS	ROD WINDSOR, ARIZONA
WIDE RECEIVER	<b>DONOVAN MORGAN, LAK</b>	JOE HILLS, JAX
	ANTHONY JONES, JAX	MARCO THOMPSON, JAX
CENTER	SHANNON BREEN, PHI	JOHN COLLINS, PDX
OFFENSIVE LINEMAN	MOQUT RUFFINS, PHI	RICH RANGLIN, SJS
	ADAN SMITH PHI	PATRICK AFIF, SJS

### DEFENSE

POSITION	FIRST TEAM	SECOND TEAM
DEFENSIVE END	JOE SYKES, JAX	MIKE McADOO, ARI
	JAMES RUFFIN, SPO	BRYAN ROBINSON, PHI
NOSE GUARD	JASON STEWART, SJS	WILLIE McGINNIS, CLE
MAC LINEBACKER	TYRE GLASPER, ARI	FRANCIS MAKA, SJS
JACK LINEBACKER	ALVIN RAY, JAX	TERENCE MOORE, ORL
	JEREMY KELLEEM, ARI	KEN FONTENETTE, SJS
DEFENSIVE BACK	JAMES ROMAIN, PHI	JAMES HARRELL, TBY
	GREG REID, JAX	<b>RAYSHAUN KIZER, LAK</b>

# 2015 GAME RECAPS

## Game 1

LA KISS @  
Arizona Rattlers  
March 27<sup>th</sup>, 2015

Scores	1	2	3	4	OT	FINAL
Los Angeles	13	10	7	7	-	37
Arizona	7	14	14	7	-	42

TEAM TOTALS	LA	ARI
FIRST DOWNS	16	16
Rushing	1	1
Passing	12	13
Penalty	3	2
NET YARDS RUSHING	24	13
Rushing Attempts	3	5
Average Per Rush	8.0	2.6
Rushing Touchdowns	1	1
NET YARDS PASSING	229	201
Completions-Attempts INT	24-46-0	19-28-1
Average Per Pass	5.0	7.2
Average Per Completion	9.5	10.6
Passing Touchdowns	4	5
TOTAL OFFENSE YARDS	253	214
Total Offensive Plays	51	34
Average Per Play	5.0	6.3
Fumbles: Number-Lost	0-0	0-0
Penalties: Number-Lost	13-97	10-65
KICKOFFS-YARDS	5-281	7-335
Average Yards Per Kickoff	56.2	47.9
Net Yards Per Kickoff	47.4	36.6
Touchbacks	2	0
MFG Returns: Numbers-Yards-TD	0-0-0	0-0-0
Average Per Return	0.0	0.0
Kickoff Returns: Numbers-Yds-TD	6-79-0	3-44-0
Miscellaneous Yards	0	0
Possession Time	33:22	26:38
1 <sup>st</sup> Quarter	9:30	5:30
2 <sup>nd</sup> Quarter	6:16	8:44
3 <sup>rd</sup> Quarter	6:14	8:46
4 <sup>th</sup> Quarter	11:22	3:38
Third-Down Conversions	3 of 11	1 of 4
Fourth-Down Conversions	3 of 6	2 of 3
Red-Zone Scores-Chances	1-2	4-5
Sacks By: Number-Yards	1-8	4-12
PAT Kicks	4-5	6-6
2-Point drop-kick PATs	0-0	0-0
Field Goals	1-1	0-0
4-Point drop kick FGs	0-0	0-0
Touchdowns (Rush-Pass-Return)	1-4-0	1-5-0

Kickoff time: 7:11  
End of Game: 9:56  
Total Elapsed Time: 2:45  
Referee Dave Cutaia  
Umpire: Mark Warner  
Linesman: Kenny Leffle;  
Line Judge: M. Livingston  
Back Judge: Kevin Kieser  
Side Judge: Buddy Ward

## LA KISS OPENS 2015 SEASON AND COMES OUT SHORT IN PORTLAND

PORTLAND--March 27, 2015 – LA KISS (0-1) kicked off its second season in the Arena league tonight in Portland losing to the Portland Thunder (1-0) 37-42.

LA KISS got on the boards first. But, a missed field goal made it only a six point lead. The Thunder answered back with a quarterback sneak to take the lead when the extra point was good. With 8:59 remaining in the first half new LA KISS quarterback Adrian McPherson scrambles down the field for 22 yards and the score to get LA KISS back in the game.

In the first half you can quickly see that McPherson and Donovan Morgan will be a treat to defenses around the league. They connected, numerous times during a game that became a back and fourth between these two second year teams. The Thunder get the lead back to end the first half with a score and the lead 30-35. Penalties and incomplete passes hurt LA KISS all night. Including the intentional grounding penalty on McPherson early in the game. But, even with the early mistakes you can quickly see this is not the same team that took the field last year.

Rowley connects with Howard for a Thunder score to build its lead by 12. 42-30. It's was not long before McPherson connects with Lewis for his second score of the game and LA KISS wakes up to move the chains and the scoreboard in our favor. 37-42 with 42 seconds left.

Spencer does an onsite kick that gets recovered by Spencer and with the clock ticking down LA KISS had another opportunity to get the win. But with penalties and dropped passes it was not enough. The Thunder takes the win, with a score of 42-37and giving LA KISS the first lost in 2015. LA KISS move to 0-1.

LA KISS will again be on the road next week as they travel to San Jose to take on the Sabercats on April 4th kickoff at 7:30. The first home game is April 11th vs the Las Vegas Outlaws at 7pm Honda Center

# 2015 GAME RECAPS

## Scoring Summary LAK-POR

1 <sup>st</sup>	11:41	LAK	MORGAN, Donovan 3 yd pass from MCPHERSON, Adri (SPENCER, Kenny kick failed) 4 plays, 37 yards, TOP 3:19	6-0
	03:25	POR	ROWLEY, Kyle 1 yd run (BEESON, Brady kick) 3 plays, 19 yards, TOP 1:30	6-7
	00:11	LAK	MCPHERSON, Adri 19 yd run (SPENCER, Kenny kick) 4 plays, 43 yards, TOP 2:22	13-7
2 <sup>nd</sup>	09:34	POR	LACEY, V'Keon 3 yd pass from ROWLEY, Kyle (BEESON, Brady kick) 7 plays, 14 yards, TOP 5:13	13-14
	03:35	LAK	SPENCER, Kenny 31 yd field goal 6 plays, 25 yards, TOP 5:13 16 - 14	16-14
	00:53	POR	BROOKS, Duane 6 yd pass from ROWLEY, Kyle (BEESON, Brady kick) 5 plays, 40 yards, TOP 2:29	16-21
	00:00	LAK	MORGAN, Donovan 19 yd pass from MCPHERSON, Adri (SPENCER, Kenny kick) 6 plays, 42 yards, TOP 0:50	23-21
3 <sup>rd</sup>	09:19	POR	51HOWARD, Jamar 28 yd pass from ROWLEY, Kyle (BEESON, Brady kick) 7 plays, 45 yards, TOP 5:34	23-28
	06:09	LAK	MORGAN, Donovan 15 yd pass from MCPHERSON, Adri (SPENCER, Kenny kick) 4 plays, 22 yards, TOP 2:13	30-28
	01:36	POR	HOWARD, Jamar 9 yd pass from ROWLEY, Kyle (BEESON, Brady kick) 2 plays, 19 yards, TOP 0:53	30-35
4 <sup>th</sup>	06:18	POR	HOWARD, Jamar 23 yd pass from ROWLEY, Kyle (BEESON, Brady kick) 3 plays, 44 yards, TOP 2:21	30-42
	00:51	LAK	LEWIS, Thyron 19 yd pass from MCPHERSON, Adri (SPENCER, Kenny kick) 7 plays, 35 yards, TOP 4:31	37-42

RUSHING	NO	GAIN	LOSS	NET	TD	LONG	AVG
MCPHERSON, Adri	2	20	0	20	1	19	10.0
LEWIS, Thyron	1	4	0	4	0	4	4.0
<b>TOTAL</b>	<b>105</b>	<b>399</b>	<b>26</b>	<b>373</b>	<b>16</b>	<b>22</b>	<b>3.6</b>

PASSING	CMP-ATT-INT	YDS	TD	Long	Sack
MCPHERSON, Adrii	24-46-0	241	4	24	2
TEAM	0-0-0	-12	0	0	0
<b>TOTAL</b>	<b>24-46-0</b>	<b>229</b>	<b>4</b>	<b>24</b>	<b>2</b>

Receiving	NO	YDS	TD	LG
LEWIS, Thyron	9	103	1	24
MORGAN, Donovan	6	61	3	19
SAMPSON, DeMarco	6	49	0	12
GILSON, Tom	3	28	0	22
<b>TOTAL</b>	<b>24</b>	<b>241</b>	<b>4</b>	<b>24</b>

ALL RETURNS	MFG NO	YDS	LG	KO NO	YDS	LG	INT NO	YDS	LG
SAMPSON, DeMarco	0	0	0	1	-1	0	0	0	0
TRICE, Marcus	0	0	0	5	80	21	1	0	0
<b>TOTAL</b>	<b>0</b>	<b>0</b>	<b>0</b>	<b>6</b>	<b>79</b>	<b>21</b>	<b>1</b>	<b>0</b>	<b>0</b>

ALL PURPOSE	RUSH	REC	KR	FGR	IR	Total
LEWIS, Thyron	4	103	0	0	0	107
TRICE, Marcus	0	0	80	0	0	80
MORGAN, Donovan	0	61	0	0	0	61
GILSON, Tom	0	28	0	0	0	28
MCPHERSON, Adri	20		0	0	0	20
<b>TOTAL</b>	<b>24</b>	<b>241</b>	<b>79</b>	<b>0</b>	<b>0</b>	<b>344</b>

KICKOFFS	NO	YDS	TB	OB	AVG
SPENCER, Kenny	5	281	2	1	56.2

DEFENSE	TACKLES			FUMBLES		
	SOLO	AST	TOT	TFL/YDS	FF	FR-YDS
DIX, De'Audra	6	2	7.0	.	.	.
WRIGHT, Winston	3	.	3.0	.	.	.
TRICE, Marcus	1	4	3.0	0.5/1	.	.
LEWIS, Ronnell	1	2	2.0	1.0/4	.	.
BENTON, Ter'Ran	1	1	1.5	.	.	.
SPENCER, Kenny	1	.	1.0	.	.	.
Sampson, DeMarc	1	.	1.0	.	.	.
DILLON, Antron	1	.	1.0	.	.	.
PITTMAN, Domini	1	.	1.0	.	.	.
CATO-BISHOP, Da	.	1	0.5	0.5/4	.	.

DEFENSE	INT-YDS	BRUP	BLKD	SACK/YDS	QBH
TRICE, Marcus	1-0	.	7.0	.	.
LEWIS, Ronnel	.	2	.	0.5/4	.
CATO-BISHOP, Da	.	.	.	0.5/4	.

DEFENSE	INT-YDS	BRUP	BLKD	SACK/YDS	QBH
DIX, De'Audra	.	.	.	.	.
WRIGHT, Winston	.	.	.	.	.
TRICE, Marcus	1-0	4	.	.	.
LEWIS, Ronnell	.	2	.	0.5/4	.
BENTON, Ter'Ran	.	.	.	.	.
SPENCER, Kenny	.	.	.	.	.
Sampson, DeMarc	.	.	.	.	.
DILLON, Antron	.	.	.	.	.
PITTMAN, Domini	.	.	.	.	.
CATO-BISHOP, Da	.	.	.	0.5/4	.

# 2015 GAME RECAPS

## Game 2

LA KISS @ San Jose SaberCats  
April 4<sup>th</sup>, 2015

Scores	1	2	3	4	OT	FINAL
Los Angeles	0	14	0	14	-	28
San Jose	20	14	13	7	-	54

TEAM TOTALS	LAK	SJS
FIRST DOWNS	12	19
Rushing	0	2
Passing	9	12
Penalty	3	5
NET YARDS RUSHING	4	21
Rushing Attempts	3	7
Average Per Rush	1.3	3.0
Rushing Touchdowns	0	1
NET YARDS PASSING	205	217
Completions-Attempts INT	16-34-2	20-31-1
Average Per Pass	6.0	7.0
Average Per Completion	12.8	10.9
Passing Touchdowns	4	5
TOTAL OFFENSE YARDS	209	238
Total Offensive Plays	42	39
Average Per Play	5.0	6.1
Fumbles: Number-Lost	0-0	0-0
Penalties: Number-Lost	13-100	15-92
KICKOFFS-YARDS	4-207	9-486
Average Yards Per Kickoff	51.8	54.0
Net Yards Per Kickoff	47.8	42.3
Touchbacks	1	5
MFG Returns: Numbers-Yards-TD	0-0-0	0-0-0
Average Per Return	0.0	0.0
Kickoff Returns: Numbers-Yds-TD	4-105-0	2-16-0
Miscellaneous Yards	-1	-2
Possession Time	32:23	27:37
1 <sup>st</sup> Quarter	9:44	5:16
2 <sup>nd</sup> Quarter	5:51	9:09
3 <sup>rd</sup> Quarter	11:00	4:00
4 <sup>th</sup> Quarter	5:48	9:12
Third-Down Conversions	2 of 8	6 of 8
Fourth-Down Conversions	2 of 6	0 of 2
Red-Zone Scores-Chances	1-3	3-4
Sacks By: Number-Yards	1-5	5-23
PAT Kicks	4-4	6-7
2-Point drop-kick PATs	0-0	0-0
Field Goals	0-1	0-0
4-Point drop kick FGs	0-0	0-0
Touchdowns (Rush-Pass-Return)	0-4-0	1-5-2

Kickoff time: 7:37  
End of Game: 10:03  
Total Elapsed Time: 2:26  
Referee Dave Cutaia  
Umpire: Mark Warner  
Linesman: Kenny Leffle;  
Line Judge: Mike Chase  
Back Judge: Kevin Kieser  
Side Judge: Buddy Ward

### KISS CAN'T GET OFFENSE MOVING IN LOSS TO SAN JOSE

SAN JOSE— April 4, 2015 – After the SaberCats took the early lead, Marcus Trice returned the ensuing kickoff 51 yards to San Jose's 7, giving the KISS an opportunity to tie the game and gain some momentum.

Quarterback Adrian McPherson rushed for 2 yards on the first play, and that was the highlight. Three penalties and two sacks later, the KISS turned the ball over on its own 19-yard line. That's the way things went for Los Angeles (0-2), which has lost four times to the SaberCats in four meetings. The KISS hopes to turn things around next Saturday when it hosts the Las Vegas Outlaws in a home opener at 7 p.m. at Honda Center.

McPherson threw for 155 yards and two touchdowns, but also had his lone interception returned for a touchdown. The KISS was shut out in the first period, and it had only itself to blame. The KISS held onto the ball for 9:44 but was hit for 31 penalty yards and mustered 2 total offensive yards. Things didn't get much better until the KISS rallied to make it 34-14 at halftime. Another scoreless quarter did them no favors.

McPherson, who completed 12 of 25 passes, threw scoring tosses of 33 yards to Donovan Morgan and 9 yards to Tom Gilson. He was also sacked four times. Brian Zbydniewski threw a 42-yard touchdown pass to Morgan early in the fourth quarter, moments after throwing his own pick six.

Morgan, who caught five passes for 148 yards, was on the receiving end of Zbydniewski's second touchdown pass in the fourth quarter. Gilson had six catches for 48 yards. Morgan, a former AFL Rookie of the Year, became the second KISS receiver to record a 100-yard receiving game, joining Thyron Lewis, who had 103 yards in last week's loss to the Portland Thunder. Zbydniewski was 4 of 9 for 73 yards in his relief effort.

San Jose's Erik Meyer was 20 of 31 passing for 222 yards. He threw for five scores. De'audra Dix, who recorded a team best eight tackles, six solo, picked him off once. The SaberCats scored the first three times they had the football and the KISS was never able to close the gap the rest of the way. Darryl Cato-Bishop had the lone quarterback sack.

# 2015 GAME RECAPS

## Scoring Summary LAK-SJS

1 <sup>st</sup>	12:31	SJS	ARMSTRONG, Odie 5 yd run (PERTUIT, Nich kick)	
			3 plays, 45 yards, TOP 2:29	0-7
	06:31	SJS	GRAY, Reggie 10 yd pass from MEYER, Erik (HYLAND, David rush failed)	
			3 plays, 19 yards, TOP 1:25	0-13
	02:22	SJS	RANGLIN, Rich 14 yd pass from MEYER, Erik (PERTUIT, Nich kick)	
			3 plays, 7 yards, TOP 1:22	0-20
2 <sup>nd</sup>	14:17	LAK	MORGAN, Donovan 33 yd pass from MCPHERSON, Adri (SPENCER, Kenny kick)	
			5 plays, 45 yards, TOP 3:05	7-20
	09:12	SJS	NELSON, Ben 12 yd pass from MEYER, Erik (PERTUIT, Nich kick)	
			7 plays, 43 yards, TOP 5:05 16 - 14	7-27
	08:15	SJS	HYLAND, David 6 yd interception return (PERTUIT, Nich kick)	
				7-34
	04:11	LAK	GILSON, Tom 9 yd pass from MCPHERSON, Adri (SPENCER, Kenny kick)	
			6 plays, 35 yards, TOP 4:04	14-34
3 <sup>rd</sup>	04:57	SJS	HYLAND, David 15 yd pass from MEYER, Erik (PERTUIT, Nich kick failed)	
			5 plays, 42 yards, TOP 2:43	14-40
	02:45	SJS	GRAY, Virgil 27 yd interception return (PERTUIT, Nich kick)	
				14-47
4 <sup>th</sup>	13:59	LAK	MORGAN, Donovan 42 yd pass from ZBYDNIIEWSKI, Br (SPENCER, Kenny kick)	
			4 plays, 45 yards, TOP 3:46	21-47
	07:46	SJS	GRAY, Reggie 4 yd pass from MEYER, Erik (PERTUIT, Nich kick)	
			6 plays, 48 yards, TOP 6:13	21-54
	03:34	LAK	MORGAN, Donovan 19 yd pass from ZBYDNIIEWSKI, Br (SPENCER, Kenny kick)	
			5 plays, 24 yards, TOP 4:12	28-54

RUSHING	NO	GAIN	LOSS	NET	TD	LONG	AVG
ZBYDNIIEWSKI, Br	1	3	0	3	0	3	3.0
MCPHERSON, Adri	2	3	2	1	0	3	0.5
<b>TOTAL</b>	<b>3</b>	<b>6</b>	<b>2</b>	<b>4</b>	<b>0</b>	<b>3</b>	<b>1.3</b>

PASSING	CMP-ATT-INT	YDS	TD	Long	Sack
MCPHERSON, Adrii	12-25-1	155	2	34	4
ZBYDNIIEWSKI, Br	4-9-1	73	2	42	1
TEAM	0-0-0	-23	0	0	0
<b>TOTAL</b>	<b>16-34-2</b>	<b>205</b>	<b>4</b>	<b>42</b>	<b>5</b>

Receiving	NO	YDS	TD	LG
GILSON, Tom	6	48	1	12
MORGAN, Donovan	5	141	3	42
LEWIS, Thyron	3	28	0	13
DIAZ, Michael	1	10	0	10
ANDERSON, Chad	1	1	0	1
<b>TOTAL</b>	<b>16</b>	<b>228</b>	<b>4</b>	<b>42</b>

ALL RETURNS	MFG NO	YDS	LG	KO NO	YDS	LG	INT NO	YDS	LG
TRICE, Marcus	0	0	0	3	98	51	0	0	0
DIX, De'Audra	0	0	0	1	7	7	1	8	8
<b>TOTAL</b>	<b>0</b>	<b>0</b>	<b>0</b>	<b>4</b>	<b>105</b>	<b>51</b>	<b>1</b>	<b>8</b>	<b>8</b>

ALL PURPOSE	RUSH	REC	KR	FGR	IR	Total
MORGAN, Donovan	0	141	0	0	0	141
TRICE, Marcus	0	0	98	0	0	98
GILSON, Tom	0	48	0	0	0	48
LEWIS, Thyron	0	28	0	0	0	28
DIX, De'Audra	0	0	7	0	8	15
DIAZ, Micahel	0	10	0	0	0	10
ZBYDNIIEWSKI, Br	3	0	0	0	0	3
ANDERSON, Chad	0	1	0	0	0	1
MCPHERSON, Adri	1	0	0	0	0	1
<b>TOTAL</b>	<b>4</b>	<b>228</b>	<b>105</b>	<b>0</b>	<b>8</b>	<b>345</b>

KICKOFFS	NO	YDS	TB	OB	AVG
SPENCER, Kenny	4	207	1	0	51.8

DEFENSE	TACKLES			FUMBLES		
	SOLO	AST	TOT	TFL/YDS	FF	FR-YDS
DIX, De'Audra	6	2	7.0	.	.	.
TRICE, Marcus	2	3	3.5	.	.	.
CATO-BISHOP, Da	3	.	3.0	2.0/7	.	.
PITTMAN, Domini	2	1	2.5	1.0/1	.	.
BENTON, Ter'Ran	2	.	2.0	.	.	.
WRIGHT, Winston	2	.	2.0	.	.	.
LEWIS, Ronnell	1	1	1.5	.	.	.
BERRY, Richard	1	.	1.0	.	.	.
GILSON, Tom	.	1	0.5	.	.	.

DEFENSE	INT-YDS	BRUP	BLKD	SACK/YDS	QBH
DIX, De'Audra	1-8	.	.	.	.
TRICE, Marcus	.	.	.	.	.
CATO-BISHOP, Da	.	.	.	1.0/5	.
PITTMAN, Domini	.	.	.	.	1
BENTON, Ter'Ran	.	.	.	.	.
WRIGHT, Winston	.	.	.	.	.
LEWIS, Ronnell	.	1	.	.	.
BERRY, Richard	.	.	.	.	.
GILSON, Tom	.	.	.	.	.

# 2015 GAME RECAPS

## Game 3

Las Vegas  
Outlaws@ LA KISS  
April 11<sup>th</sup>, 2015

Scores	1	2	3	4	OT	FINAL
Las Vegas	13	14	7	27	-	61
Los Angeles	7	14	21	6	-	48

TEAM TOTALS	LVO	LAK
FIRST DOWNS	21	18
Rushing	1	7
Passing	19	9
Penalty	1	2
NET YARDS RUSHING	4	77
Rushing Attempts	5	14
Average Per Rush	0.8	5.5
Rushing Touchdowns	0	4
NET YARDS PASSING	294	186
Completions-Attempts INT	24-37-0	15-29-0
Average Per Pass	7.9	6.4
Average Per Completion	12.2	12.4
Passing Touchdowns	9	3
TOTAL OFFENSE YARDS	298	263
Total Offensive Plays	42	45
Average Per Play	7.1	5.8
Fumbles: Number-Lost	1-1	0-0
Penalties: Number-Yards	9-70	4-29
KICKOFFS-YARDS	8-449	6-331
Average Yards Per Kickoff	56.1	55.2
Net Yards Per Kickoff	46.0	52.0
Touchbacks	2	4
MFG Returns: Numbers-Yards-TD	0-0-0	0-0-0
Average Per Return	0.0	0.0
Kickoff Returns: Numbers-Yds-TD	3-19-0	6-81-0
Miscellaneous Yards	0	0
Possession Time	33:56	26:04
1 <sup>st</sup> Quarter	9:02	5:58
2 <sup>nd</sup> Quarter	9:59	5:01
3 <sup>rd</sup> Quarter	3:16	11:44
4 <sup>th</sup> Quarter	11:39	3:21
Third-Down Conversions	5 of 6	3 of 8
Fourth-Down Conversions	1 of 1	3 of 5
Red-Zone Scores-Chances	4-5	4-5
Sacks By: Number-Yards	2-8	0-0
PAT Kicks	7-9	6-7
2-Point drop-kick PATs	0-0	0-0
Field Goals	0-0	0-0
4-Point drop kick FGs	0-0	0-0
Touchdowns (Rush-Pass-Return)	0-9-0	4-3-0

Kickoff time: 7:00  
End of Game: 9:44  
Total Elapsed Time: 2:44  
Referee: John Love  
Umpire: Al Grand  
Linesman: Andy Warner  
Line Judge: Terri Valenti  
Back Judge: Craig Falkner

### LA KISS SUFFER TOUGH LOSS IN HOME OPENER

(Los Angeles)- The stage was set for the LA KISS(0-3) home opener in a "Rock-Rivalry" game against Vince Neil's Las Vegas Outlaws(2-1). There was electricity in the air at the Honda Center as the players took to the field for warm-ups. Former superstar NBA player John Salley kicked off the proceedings with a coin toss and Los Angeles Dodgers legend Tommy Lasorda served as the Grandmaster, whipping the crowd into a frenzy.

With live metal band Holy Grail serving as the team's backdrop music and hit recording artist Elliott Yamin singing the national anthem, thousands of fans took to their feet as the KISS looked poised to make this contest for the ages. The Outlaws struck early and fast with an opening drive that resulted in a five-yard touchdown pass from quarterback JJ Raterink to wide receiver Jomo Wilson. However the KISS answered right back when Adrian "A-Mac" McPherson threw a 24 yard bullet to DeMarco Sampson who then fought his way to the end zone.

There was no stopping Raterink though, as the tenured QB threw three more touchdowns in the first half, completing 15-23 passes for 186 yards.

Also KISS quarterback McPherson seemed to re-discover his legs that had earned him the #3 spot on the All-Time career rushing touchdown list, among active players. On a night where he would rush for a KISS franchise record four rushing scores, A-Mac managed to find the end zone in the closing seconds, bringing the score to 27-20 with the Outlaws on top at the half. In typical Gene Simmons and Paul Stanley fashion, the KISS treated fans to an extravagant half time show that featured fire breathers, a live rock 'n' roll concert from metal band Holy Grail and a performance from the LA KISS Girls who reminded fans that leather isn't just used for making footballs.

In the start of the third quarter, McPherson hooked up with leading wide receiver Donovan "Captain" Morgan for a 13 yard touchdown to bring the game to a tie at 27 a piece. The game bounced back and fourth for most of the 3rd quarter but ultimately KISS penalties, a fumbled kick return and an in-ability to put pressure on Raterink(294 passing yards, nine touchdowns) led to a 61-48 victory for the Outlaws.

However the offense is definitely starting to come together for the KISS, with McPherson completing 15-of-29 passes for 194 yards, three passing touchdowns and four rushing TD's. Also receiver "Captain" Morgan was able to haul in two more touchdown passes, bringing his seasonal total to eight thru the first three games.

# 2015 GAME RECAPS

## Scoring Summary LVO-LAK

1 <sup>st</sup>	9:15	LVO	WILSON, Jomo 5 yd pass from RATERINK, JJ (GORNALL, Ross kick)	
			8 plays, 45 yards, TOP 5:45	7-0
	6:22	LAK	SAMPSON, DeMarc 24 yd pass from MCPHERSON, Adri (SPENCER, Kenny kick)	
			3 plays, 26 yards, TOP 1:56	7-7
	04:30	LVO	YOUNG, Gerald 33 yd pass from RATERINK, JJ (GORNALL, Ross kick failed)	
			2 plays, 45 yards, TOP 1:05	13-7
2 <sup>nd</sup>	06:15	LVO	WILSON, Jomo 8 yd pass from RATERINK, JJ (GORNALL, Ross kick)	
			10 plays, 37 yards, TOP 7:13	20-7
	03:12	LAK	MCPHERSON, Adri 1 yd run (SPENCER, Kenny kick)	
			4 plays, 39 yards, TOP 2:05	20-14
	00:47	LVO	CAMPBELL, Terre 15 yd pass from RATERINK, JJ (GORNALL, Ross kick)	
			4 plays, 45 yards, TOP 1:48	27-14
	00:00	LAK	MCPHERSON, Adri 5 yd run (SPENCER, Kenny kick)	
			8 plays, 45 yards, TOP 0:47	27-21
3 <sup>rd</sup>	12:05	LAK	MORGAN, Donovan 13 yd pass from MCPHERSON, Adri (SPENCER, Kenny kick)	
			5 plays, 42 yards, TOP 2:54	27-28
	10:48	LVO	SOLOMON, Clinto 12 yd pass from RATERINK, JJ (GORNALL, Ross kick)	
			1 play, 12 yards, TOP 0:22	34-28
	4:15	LAK	MCPHERSON, Adri 1 yd run (SPENCER, Kenny kick)	
			10 plays, 45 yards, TOP 6:49	34-35
	02:40	LAK	MCPHERSON, Adri 8 yd run (SPENCER, Kenny kick)	
			1 play, 8 yards, TOP 0:39	34-42
4 <sup>th</sup>	12:20	LVO	WILSON, Jomo 14 yd pass from RATERINK, JJ (GORNALL, Ross kick)	
			7 plays, 40 yards, TOP 4:53	41-42
	11:16	LAK	WILLIAMS, Doug 7 yd pass from RATERINK, JJ (GORNALL, Ross kick failed)	
			1 play, 7 yards, TOP 0:17	47-42
	08:35	LVO	SOLOMON, Clinto 3 yd pass from RATERINK, JJ (GORNALL, Ross kick)	
			3 plays, 4 yards, TOP 1:52	54-42
	06:40	LAK	MORGAN, Donovan 29 yd pass from MCPHERSON, Adri (SPENCER, Kenny kick blockd)	
			2 plays, 36 yards, TOP 0:57	54-48
	03:10	LVO	WILSON, Jomo 15 yd pass from RATERINK, JJ (GORNALL, Ross kick)	
			4 plays, 47 yards, TOP 2:44	61-48

RUSHING	NO	GAIN	LOSS	NET	TD	LONG	AVG
MCPHERSON, Adri	12	70	0	70	4	22	5.8
CAMPBELL, Sam	1	7	0	7	0	7	7.0
MORGAN, Donovan	1	0	0	0	0	0	0.0
<b>TOTAL</b>	<b>14</b>	<b>77</b>	<b>0</b>	<b>77</b>	<b>4</b>	<b>22</b>	<b>5.5</b>

PASSING	CMP-ATT-INT	YDS	TD	Long	Sack
MCPHERSON, Adri	15-29-0	194	3	29	2
TEAM	0-0-0	-8	0	0	0
<b>TOTAL</b>	<b>15-29-0</b>	<b>186</b>	<b>3</b>	<b>29</b>	<b>2</b>

Receiving	NO	YDS	TD	LG
MORGAN, Donovan	6	112	2	29
SAMPSON, DeMarco	4	50	1	24
LEWIS, Thyron	4	25	0	10
GILSON, Tom	1	7	0	7
<b>TOTAL</b>	<b>15</b>	<b>194</b>	<b>3</b>	<b>29</b>

ALL RETURNS	MFG NO	YDS	LG	KO NO	YDS	LG	INT NO	YDS	LG
SAMPSON, DeMarco	0	0	0	2	20	20	0	0	0
BENTON, Ter'Ran	0	0	0	1	16	16	0	0	0
TRICE, Marcus	0	0	0	3	45	19	0	0	0
<b>TOTAL</b>	<b>0</b>	<b>0</b>	<b>0</b>	<b>6</b>	<b>81</b>	<b>20</b>	<b>0</b>	<b>0</b>	<b>0</b>

ALL PURPOSE	RUSH	REC	KR	FGR	IR	Total
MORGAN, Donovan	0	112	0	0	0	112
SAMPSON, DeMarc	0	50	20	0	0	70
MCPHERSON, Adri	70	0	0	0	0	70
TRICE, Marcus	0	0	45	0	0	45
LEWIS, Thyron	0	25	0	0	0	25
BENTON, Ter'Ran	0	0	16	0	0	16
CAMPBELL, Sam	7	0	0	0	0	7
GILSON, Tom	0	7	0	0	0	7
<b>TOTAL</b>	<b>77</b>	<b>194</b>	<b>81</b>	<b>0</b>	<b>0</b>	<b>352</b>

KICKOFFS	NO	YDS	TB	OB	AVG
SPENCER, Kenny	6	331	4	0	55.2

DEFENSE	TACKLES				FUMBLES	
	SOL O	AST	TOT	TFL/YDS	FF	FR-YDS
DIX, De'Audra	6	1	6.5	.	.	.
BENTON, Ter'Ran	4	1	4.5	.	.	.
WRIGHT, Windston	4	.	4.0	.	.	.
LDILLON, Antron	2	.	2.0	1.0/4	.	.
TRICE, Marcus	2	.	2.0	.	1	1-0
GILSON, Tom	1	.	1.0	.	.	.
CATO-BISHOP, Da	1	.	1.0	.	.	.
SPICER, Michale	1	.	1.0	.	.	.
PITTMAN, Domini	.	.	.	.	.	.

DEFENSE	INT-YDS	BRUP	BLKD	SACK/YDS	QBH
DIX, De'Audra	.	2	.	.	.
BENTON, Ter'Ran	.	.	.	.	.
WRIGHT, Windston	.	1	.	.	.
LDILLON, Antron	.	.	.	.	.
TRICE, Marcus	.	2	.	.	.
GILSON, Tom	.	.	.	.	.
CATO-BISHOP, Da	.	.	.	.	.
SPICER, Michale	.	.	.	.	1
PITTMAN, Domini	.	.	.	.	1



# 2015 GAME RECAPS

## Game 4

LA KISS @

Orlando

Predators

April 18, 2015

Scores	1	2	3	4	OT	FINAL
Los Angeles	14	14	14	6	-	48
Orlando	14	20	13	14	-	61
TEAM TOTALS	LAK		ORL			
FIRST DOWNS	20		26			
Rushing	4		4			
Passing	13		17			
Penalty	3		5			
NET YARDS RUSHING	31		34			
Rushing Attempts	8		10			
Average Per Rush	3.9		3.4			
Rushing Touchdowns	3		3			
NET YARDS PASSING	253		339			
Completions-Attempts INT	17-34-0		26-30-0			
Average Per Pass	7.4		11.3			
Average Per Completion	14.9		13.0			
Passing Touchdowns	4		6			
TOTAL OFFENSE YARDS	284		373			
Total Offensive Plays	44		40			
Average Per Play	6.5		9.3			
Fumbles: Number-Lost	0-0		2-1			
Penalties: Number-Lost	12-47		7-39			
KICKOFFS-YARDS	8-455		8-457			
Average Yards Per Kickoff	56.9		57.1			
Net Yards Per Kickoff	49.1		44.1			
Touchbacks	4		3			
MFG Returns: Numbers-Yards-TD	0-0-0		0-0-0			
Average Per Return	0.0		0.0			
Kickoff Returns: Numbers-Yds-TD	6-79-0		3-44-0			
Miscellaneous Yards	0		0			
Possession Time	31:28		28:32			
1 <sup>st</sup> Quarter	11:29		3:31			
2 <sup>nd</sup> Quarter	5:37		9:23			
3 <sup>rd</sup> Quarter	5:29		9:31			
4 <sup>th</sup> Quarter	8:53		6:07			
Third-Down Conversions	5 of 8		2 of 2			
Fourth-Down Conversions	0 of 3		0 of 0			
Red-Zone Scores-Chances	4-5		3-3			
Sacks By: Number-Yards	0-0		2-6			
PAT Kicks	6-7		7-9			
2-Point drop-kick PATs	0-0		0-0			
Field Goals	0-0		0-0			
4-Point drop kick FGs	0-0		0-0			
Touchdowns (Rush-Pass-Return)	3-4-0		3-6-0			

Kickoff time: 7:06  
End of Game: 9:30  
Total Elapsed Time: 2:24  
Referee: Adam Savoie  
Umpire: Rick Lowe  
Linesman: Todd Reese  
Line Judge: RG Detillier  
Back Judge: Grantis Bell

### LA KISS Penalize their Way to Fourth Straight Loss

**ORLANDO:** The LA KISS (0-4) heavily struggled with penalties on Saturday night as they battled the Orlando Predators (3-1) at the Amway Center.

The KISS got off to a strong start, scoring on their opening drive when **Adrian McPherson** connected with **Donovan Morgan** for a 34-yard touchdown. Then on the Predators opening drive, quarterback **Randy Hippeard** connected on a 15-yard slant with wide receiver **Brandon Thompkins** (formerly of the KISS) who then fumbled the ball after a hard hit from KISS defensive back **Marcus Trice**. However the team failed to score on the turnover as McPherson overthrew a wide-open Morgan on 4<sup>th</sup> and goal.

Predators quarterback Randy Hippeard then started a drive that resulted in 39-yard bomb to wide receiver **Greg Carr**. And with 7:20 to go in the first quarter, the KISS penalty borage began. They committed back-to-back delay of game penalties on the one-yard line, and both Morgan and **Thyron Lewis** dropped consecutive passes, leading to a turnover on downs. On the next play Predators backup QB **Bernard Morris** then easily scrambled in for a 1-yard touchdown.

The game would remain close through the first three quarters with the KISS battling back to within five-points on multiple possessions. Quarterback "A-Mac" McPherson utilized his legs, rushing for 31-yards and 3 touchdowns while also throwing for 259-yards and four scores. D-Morgan also put on a stellar performance, hauling in seven passes for 110-yards and two touchdowns.

It was just "one of those nights" for the KISS though, as the team committed 12 penalties, five of which resulted in 1<sup>st</sup> downs for the Predators. And with an inability to score in the red-zone, the KISS turned the ball over on three separate occasions, attempting to convert on 4<sup>th</sup> down. After the game KISS coach **Bob McMillan** commented on the multiple failed attempts. "Our guys wanted to go for it, even though the chances of getting it are slim and none," he said.

Also an unfortunate trend as of late, the KISS fell victim to another quarterback breakout performance, as the Predators Randy Hippeard completed 26 of 29 passes for 339 yards and 6 touchdowns; by far his best game of the season.

**Positives to Take Away from the Game:** The KISS seem to be more confident in their offense, defense and special team abilities. McPherson is becoming more in tune with his receivers, throwing four touchdowns with no interceptions. He also seems to be developing more confidence in his offensive line. The veteran quarterback completed a good portion of his passes inside the pocket and scrambled only as a last resort. Also wide receiver **Jabin Sambrano** turned in his best performance of the season, grabbing four receptions for 61-yards and two touchdowns. Next week the KISS will take on defending Champions, the Arizona Rattlers (3-1) in what is guaranteed to be a tough hometown exchange.

# 2015 GAME RECAPS

## Scoring Summary LAK-POR

1 <sup>st</sup>	13:18	LAK	MORGAN, Donovan 34 yd pass from MCPHERSON, Adri (SPENCER, Kenny kick)	
			3 plays, 40 yards, TOP 1:22	7-0
	08:12	ORL	CARR, Greg 39 yd pass from HIPPEARD, Randy (LEWIS, Mark kick)	
			1 play, 39 yards, TOP 0:19	7-7
	03:56	ORL	MORRIS, Bernard 1 yd run (LEWIS, Mark kick)	
			1 play, 1 yard, TOP 0:21	7-14
	01:29	LAK	MCPHERSON, Adri 4 yd run (SPENCER, Kenny kick)	
			3 plays, 10 yards, TOP 1:44	14-14
2 <sup>nd</sup>	10:31	ORL	MORRIS, Bernard 3 yd run (LEWIS, Mark kick failed)	
			7 plays, 45 yards, TOP 5:12	14-20
	06:06	LAK	MCPHERSON, Adri 3 yd run (SPENCER, Kenny kick)	
			6 plays, 45 yards, TOP 3:23	21-20
	03:48	ORL	THOMPSON, Kend 30 yd pass from HIPPEARD, Randy (LEWIS, Mark kick)	
			3 plays, 40 yards, TOP 1:31	21-27
	02:24	LAK	SAMBRANO, Jabin 39 yd pass from MCPHERSON, Adri (SPENCER, Kenny kick)	
			1 play, 39 yards, TOP 0:23	28-27
	00:16	ORL	THOMPSON, Bran 19 yd pass from HIPPEARD, Randy (LEWIS, Mark kick)	
			5 plays, 40 yards, TOP 1:17	28-34
3 <sup>rd</sup>	12:26	ORL	CARR, Greg 15 yd pass from HIPPEARD, Randy (LEWIS, Mark kick failed)	
			4 plays, 48 yards, TOP 2:20	28-40
	08:14	LAK	MCPHERSON, Adri 1 yd run (SPENCER, Kenny kick)	
			4 plays, 4 yards, TOP 2:39	35-40
	03:43	ORL	THOMPSON, Bran 10 yd pass from HIPPEARD, Randy (LEWIS, Mark kick)	
			5 plays, 48 yards, TOP 3:41	35-47
	02:13	LAK	SAMBRANO, Jabin 9 yd pass from MCPHERSON, Adri (SPENCER, Kenny kick)	
			1 play, 9 yards, TOP 1:12	42-47
4 <sup>th</sup>	14:51	ORL	BRACKINS, Larry 12 yd pass from HIPPEARD, Randy (LEWIS, Mark kick)	
			4 plays, 45 yards, TOP 1:48	42-54
	12:10	LAK	MORGAN, Donovan 11 yd pass from MCPHERSON, Adri (SPENCER, Kenny kick failed)	
			4 plays, 45 yards, TOP 1:56	48-54
	08:06	ORL	THOMPSON, Bran 2 yd run (LEWIS, Mark kick)	
				48-61

RUSHING	NO	GAIN	LOSS	NET	TD	LONG	AVG
MCPHERSON, Adri	8	32	1	31	3	10	3.9
<b>TOTAL</b>	<b>8</b>	<b>32</b>	<b>1</b>	<b>31</b>	<b>3</b>	<b>10</b>	<b>3.9</b>

PASSING	CMP-ATT-INT	YDS	TD	Long	Sack
MCPHERSON, Adri	17-34-0	259	4	39	2
TEAM	0-0-0	-6	0	0	0
<b>TOTAL</b>	<b>17-34-0</b>	<b>253</b>	<b>4</b>	<b>39</b>	<b>2</b>

Receiving	NO	YDS	TD	LG
MORGAN, Donovan	7	110	2	34
LEWIS, Thyron	5	68	0	20
SAMBRANO, Jabin	4	61	2	39
CAMPBELL, Sam	1	20	0	20
<b>TOTAL</b>	<b>17</b>	<b>259</b>	<b>4</b>	<b>39</b>

ALL RETURNS	MFG NO	YDS	LG	KO NO	YDS	LG	INT NO	YDS	LG
SAMBRANO, Jabin	0	0	0	1	7	7	0	0	0
TRICE, Marcus	0	0	0	4	97	54	0	0	0
<b>TOTAL</b>	<b>0</b>	<b>0</b>	<b>0</b>	<b>5</b>	<b>104</b>	<b>54</b>	<b>0</b>	<b>0</b>	<b>0</b>

ALL PURPOSE	RUSH	REC	KR	FGR	IR	Total
MORGAN, Donovan	0	110	0	0	0	110
TRICE, Marcus	0	0	97	0	0	97
LEWIS, Thyron	0	68	0	0	0	68
SAMBRANO, Jabin	0	61	7	0	0	68
MCPHERSON, Adri	31	0	0	0	0	31
CAMPBELL, Sam	0	20	0	0	0	20
<b>TOTAL</b>	<b>31</b>	<b>259</b>	<b>104</b>	<b>0</b>	<b>0</b>	<b>394</b>

KICKOFFS	NO	YDS	TB	OB	AVG
SPENCER, Kenny	8	455	4	0	56.9

DEFENSE	TACKLES				FUMBLES	
	SOLO	AST	TOT	TFL/YDS	FF	FR-YDS
BENTON, Ter'Ran	5	1	5.5	1.0/1	1	.
BROWN, Carlton	5	1	5.5	.	.	.
DIX, De'Audra	4	2	5.0	.	.	.
TRICE, Marcus	3	3	4.5	.	1	.
SPICER, Michale	3	1	3.5	1.0/2	.	.
DILLON, Antron	.	3	1.5	.	.	.
PITTMAN, Domini	1	.	1.0	.	.	.
ANDERSON, Chad	1	.	1.0	.	.	.
CATO-Bishiop, Da	.	1	0.5	.	.	.
LEWIS, Ronnell	.	1	0.5	.	.	.
SAMBRANO, Jabin	.	1	0.5	.	.	.

DEFENSE	INT-YDS	BRUP	BLKD	SACK/YDS	QBH
BENTON, Ter'Ran	.	.	.	.	.
BROWN, Carlton	.	.	.	.	.
DIX, De'Audra	.	1	.	.	.
TRICE, Marcus	.	1	.	.	.
SPICER, Michale	.	.	.	.	.
DILLON, Antron	.	.	.	.	.
PITTMAN, Domini	.	.	.	.	.
ANDERSON, Chad	.	.	.	.	.
CATO-Bishiop, Da	.	.	.	.	.
LEWIS, Ronnell	.	.	.	.	.
SAMBRANO, Jabin	.	.	.	.	.

# 2015 GAME RECAPS

## Game 5

Arizona Rattlers  
vs. LA KISS  
April 25<sup>th</sup>, 2015

Scores	1	2	3	4	OT	FINAL
Arizona	13	28	7	20	-	68
Los Angeles	7	7	16	0	-	30

TEAM TOTALS	ARI	LAK
FIRST DOWNS	21	11
Rushing	1	0
Passing	18	9
Penalty	2	2
NET YARDS RUSHING	6	3
Rushing Attempts	1	3
Average Per Rush	6.0	1.0
Rushing Touchdowns	1	0
NET YARDS PASSING	257	200
Completions-Attempts INT	28-40-1	17-32-2
Average Per Pass	6.4	6.2
Average Per Completion	9.2	11.8
Passing Touchdowns	9	4
TOTAL OFFENSE YARDS	263	203
Total Offensive Plays	43	39
Average Per Play	6.1	5.2
Fumbles: Number-Lost	0-0	4-4
Penalties: Number-Lost	9-57	5-30
KICKOFFS-YARDS	12-621	5-282
Average Yards Per Kickoff	51.8	56.4
Net Yards Per Kickoff	40.8	41.4
Touchbacks	2	1
MFG Returns: Numbers-Yards-TD	0-0-0	0-0-0
Average Per Return	0.0	0.0
Kickoff Returns: Numbers-Yds-TD	0-0-0	0-0-0
Miscellaneous Yards	0	-16
Possession Time	31:39	28:21
1 <sup>st</sup> Quarter	7:57	7:03
2 <sup>nd</sup> Quarter	7:12	7:48
3 <sup>rd</sup> Quarter	6:58	8:02
4 <sup>th</sup> Quarter	9:32	5:28
Third-Down Conversions	4 of 6	1 of 6
Fourth-Down Conversions	1 of 1	0 of 3
Red-Zone Scores-Chances	5-5	2-2
Sacks By: Number-Yards	4-12	2-20
PAT Kicks	8-10	4-4
2-Point drop-kick PATs	0-0	0-0
Field Goals	0-0	0-0
4-Point drop kick FGs	0-0	0-0
Touchdowns (Rush-Pass-Return)	1-9-0	0-4-0

Kickoff time: 7:00  
End of Game: 9:38  
Total Elapsed Time: 2:38  
Referee: Scott Campbell  
Umpire: Roger Stewart  
Linesman: Rod Ammari  
Line Judge: Brent Baumann  
Back Judge: Mearl Robinson

### LA KISS, Plagued by Turnovers, Lose their Fifth Straight

**Anaheim**-The LA KISS (0-5) were unable to overcome their 5 turnovers during the Saturday evening contest against the Arizona Rattlers (4-1) at the Honda Center.

After the Rattlers quarterback **Nick Davila**, on their opening drive, threw a 20-yard touchdown pass to **Kenny Reed**, KISS quarterback, **Brian Zbydnewski**, countered by throwing a touchdown pass to **Donovan Morgan**. After Morgan's touchdown, as a result of **Fabrizio Scaccia's** missed point after attempt, the KISS lead by a score of 7-6; this would be the KISS's only lead of the game. The Rattlers responded by scoring twenty-one unanswered points (all on three passing touchdowns from Davila). The KISS finally responded when Zbydnewski threw a 43-yard touchdown pass to Morgan to make the score 27 to 14. However, after this touchdown the Rattlers ran away with the game scoring 3 more unrequited touchdowns and putting the game out of reach.

Starting in the second quarter, and continuing for the rest of the game, the KISS were tormented by 5 turnovers. These turnovers included: 2 interceptions by Zbydnewski; 2 fumbles by Zbydnewski; and a fumble by **Thyron Lewis**. It was unfortunate, for the KISS, that all 3 fumbles were recovered by the Rattlers' defense.

Injuries played a significant role late in Saturday's game when the starting quarterback for both teams got knocked out of the game. After throwing 7 touchdown passes in the first three quarters, Davila left the game two plays into the fourth quarter after getting sacked by KISS defensive end **Dominie Pittman**. **BJ Coleman**, who went on to throw 2 touchdowns, replaced Davila. For the KISS, late in the fourth quarter **Matt Bassuener** took over for Zbydnewski after a Rattlers' defensive lineman knocked Zeb down during an incomplete pass attempt. Bassuener completed all 3 of his pass attempts.

**Positives to Take Away from the Game:** The absence of former quarterback **Adrian McPherson** (who suffered a season ending injury) left a huge hole in the offense for the KISS. Fortunately for the KISS, Zbydnewski proved, with his 4 touchdown passes, able to fill that gap. Bassuener, Zbydnewski's backup, also demonstrated his abilities by completing all of his pass attempts (three) and throwing for 43-yards. No matter who is taking the snaps, the KISS can be assured they will be in good hands. Also, D-Morgan continued his stellar play; he caught a whopping 11 passes for 171 yards and scored 3 times.

# 2015 GAME RECAPS

## Scoring Summary ARI-LAK

1 <sup>st</sup>	11:52	ARI	REED, Kerry 20 yd pass from DAVILA, Nick (SCACCIA, Fabriz kick failed)	4 plays, 45 yards, TOP 3:08	6-0
	07:31	LAK	MORGAN, Donovan 5 yd pass from ZBYDNIIEWSKI, Br (SPENCER, Kenny kick)	6 plays, 35 yards, TOP 3:49	6-7
	03:38	ARI	WINDSOR, Rod 15 yd pass from DAVILA, Nick (SCACCIA, Fabriz kick)	4 plays, 38 yards, TOP 2:34	13-7
2 <sup>nd</sup>	14:20	ARI	WHITE, Markee 7 yd pass from DAVILA, Nick (SCACCIA, Fabriz kick)	1 play, 14 yards, TOP 1:28	20-7
	9:01	ARI	GIBBS, Joe 18 yd pass from DAVILA, Nick (SCACCIA, Fabriz kick)	2 plays, 29 yards, TOP 0:52	27-7
	06:20	LAK	MORGAN, Donovan 43 yd pass from ZBYDNIIEWSKI, Br (SPENCER, Kenny kick)	2 plays, 48 yards, TOP 1:45	27-14
	03:36	ARI	REED, Kerry 17 yd pass from DAVILA, Nick (SCACCIA, Fabriz kick)	3 plays, 29 yards, TOP 1:49	34-14
	00:05	ARI	REED, Kerry 4 yd pass from DAVILA, Nick (SCACCIA, Fabriz kick)	8 plays, 45 yards, TOP 2:17	41-14
3 <sup>rd</sup>	09:28	ARI	GIBBS, Joe 3 yd pass from DAVILA, Nick (SCACCIA, Fabriz kick)	5 plays, 13 yards, TOP 3:09	48-14
	07:31	LAK	MORGAN, Donovan 25 yd pass from ZBYDNIIEWSKI, Br (SPENCER, Kenny kick)	2 plays, 36 yards, TOP 1:27	48-21
	05:19	LAK	PITTMAN, Domini safety		48-23
	00:31	LAK	GILSON, Tom 4 yd pass from ZBYDNIIEWSKI, Br (SPENCER, Kenny kick)	3 plays, 31 yards, TOP 2:00	48-30
4 <sup>th</sup>	11:13	ARI	WHITE, Markee 16 yd pass from COLEMAN, BJ (SCACCIA, Fabriz kick)	6 plays, 37 yards, TOP 3:32	55-30
	07:00	ARI	BENSON, Mykel 6 yd run (SCACCIA, Fabriz kick blockd)	1 play, 6 yards, TOP 1:00	61-30
	03:06	ARI	WINDSOR, Rod 9 yd pass from COLEMAN, BJ (SCACCIA, Fabriz kick)	4 plays, 4 yards, TOP 3:19	68-30

RUSHING	NO	GAIN	LOSS	NET	TD	LONG	AVG
ZBYDNIIEWSKI, Br	2	2	0	2	0	2	1.0
CAMPBELL, Sam	1	1	0	1	0	1	1.0
<b>TOTAL</b>	<b>3</b>	<b>3</b>	<b>0</b>	<b>3</b>	<b>0</b>	<b>2</b>	<b>1.0</b>

PASSING	CMP-ATT-INT	YDS	TD	Long	Sack
ZBYDNIIEWSKI, Br	14-29-2	170	4	43	3
BASSUENER, Matt	3-3-0	42	0	18	1
TEAM	0-0-0	-12	0	0	0
<b>TOTAL</b>	<b>17-32-2</b>	<b>200</b>	<b>4</b>	<b>43</b>	<b>4</b>

Receiving	NO	YDS	TD	LG
MORGAN, Donovan	11	171	3	43
GILSON, Tom	4	8	1	8
LEWIS, Thyron	2	33	0	18
<b>TOTAL</b>	<b>17</b>	<b>212</b>	<b>4</b>	<b>43</b>

ALL RETURNS	MFG NO	YDS	LG	KO NO	YDS	LG	INT NO	YDS	LG
BROWN, Carlton	0	0	0	0	0	0	1	9	9
TRICE, Marcus	0	0	0	7	119	23	0	0	0
SCOTT, Laron	0	0	0	1	12	12	0	0	0
<b>TOTAL</b>	<b>0</b>	<b>0</b>	<b>0</b>	<b>8</b>	<b>131</b>	<b>23</b>	<b>1</b>	<b>9</b>	<b>9</b>

ALL PURPOSE	RUSH	REC	KR	FGR	IR	Total
MORGAN, Donovan	0	171	0	0	0	171
TRICE, Marcus	0	0	119	0	0	119
LEWIS, Thyron	0	33	0	0	0	33
SCOTT, Laron	0	0	12	0	0	12
BROWN, Carlton	0	0	0	0	9	9
GILSON, Tom	0	8	0	0	0	8
ZBYDNIIEWSKI, Br	2	0	0	0	0	2
CAMPBELL, Sam	1	0	0	0	0	1
<b>TOTAL</b>	<b>3</b>	<b>212</b>	<b>131</b>	<b>0</b>	<b>9</b>	<b>355</b>

KICKOFFS	NO	YDS	TB	OB	AVG
SPENCER, Kenny	5	282	1	0	56.4

DEFENSE	TACKLES			FUMBLES		
	SOLO	AST	TOT	TFL/YDS	FF	FR-YDS
BROWN, Carlton	8	.	8.0	.	.	.
TRICE, Marcus	5	1	5.5	.	.	.
PITTMAN, Domini	3	.	3.0	2.0/20	.	.
SCOTT, Laron	1	2	2.0	.	.	.
BENTON, Ter'Ran	1	1	1.5	.	.	.
ANDERSON, Chad	1	.	1.0	.	.	.
GILSON, Tom	1	.	1.0	.	.	.
DILLON, Antron	1	.	1.0	.	.	.
ZYBDNIIEWSKI, Br	1	.	1.0	.	.	.
SPENCER, Kenny	1	.	1.0	.	.	.
SPICER, Michale	.	2	1.0	.	.	.

DEFENSE	INT-YDS	BRUP	BLKD	SACK/YDS	QBH
BROWN, Carlton	1-9	1	.	.	.
TRICE, Marcus	.	1	.	.	1
PITTMAN, Domini	.	.	1	2.0/20	.
SCOTT, Laron	.	1	.	.	.
BENTON, Ter'Ran	.	.	.	.	.
ANDERSON, Chad	.	.	.	.	.
GILSON, Tom	.	.	.	.	.
DILLON, Antron	.	.	.	.	.
ZYBDNIIEWSKI, Br	.	.	.	.	.
SPENCER, Kenny	.	.	.	.	.
SPICER, Michale	.	.	.	.	.

# 2015 GAME RECAPS

## Game 6

LA KISS @

Las Vegas

Outlaws

May 4<sup>th</sup>, 2015

Scores	1	2	3	4	OT	FINAL
Los Angeles	13	10	7	7	-	37
Las Vegas	7	14	14	7	-	42
TEAM TOTALS			LAK	LVO		
FIRST DOWNS			13	11		
Rushing			0	3		
Passing			10	7		
Penalty			3	1		
NET YARDS RUSHING			6	20		
Rushing Attempts			3	9		
Average Per Rush			2.0	2.2		
Rushing Touchdowns			0	2		
NET YARDS PASSING			242	158		
Completions-Attempts INT			22-46-0	13-26-0		
Average Per Pass			5.3	6.1		
Average Per Completion			11.0	12.2		
Passing Touchdowns			2	3		
TOTAL OFFENSE YARDS			248	178		
Total Offensive Plays			54	35		
Average Per Play			4.6	5.1		
Fumbles: Number-Lost			3-3	1-0		
Penalties: Number-Lost			13-70	8-63		
KICKOFFS-YARDS			3-167	8-401		
Average Yards Per Kickoff			55.7	50.1		
Net Yards Per Kickoff			19.0	42.5		
Touchbacks			0	2		
MFG Returns: Numbers-Yards-TD			0-0-0	0-0-0		
Average Per Return			0.0	0.0		
Kickoff Returns: Numbers-Yds-TD			5-61-0	3-110-1		
Miscellaneous Yards			4	-1		
Possession Time			33:44	26:16		
1 <sup>st</sup> Quarter			14:30	0:30		
2 <sup>nd</sup> Quarter			6:42	8:18		
3 <sup>rd</sup> Quarter			5:31	9:29		
4 <sup>th</sup> Quarter			7:01	7:59		
Third-Down Conversions			5 of 13	3 of 6		
Fourth-Down Conversions			1 of 5	1 of 3		
Red-Zone Scores-Chances			1-3	4-5		
Sacks By: Number-Yards			0-0	5-22		
PAT Kicks			1-2	7-7		
2-Point drop-kick PATs			0-0	0-0		
Field Goals			1-1	0-0		
4-Point drop kick FGs			0-0	0-0		
Touchdowns (Rush-Pass-Return)			0-2-0	2-3-2		

Kickoff Time: 7:30

End of Game: 10:18

Total elapsed time: 2:42

### *LA KISS, Play Quarterback Roulette, Lose to their "Rock Star" Rivals*

**Las Vegas-** The offense of the LA KISS (0-6) was unable to build up any momentum against the Las Vegas Outlaws (3-2), remain winless on the season.

Starting from the first drive of the game, both teams were plagued with penalties. This started when, on 4<sup>th</sup> and 6, the Outlaw's defense extended the KISS's drive when they got called for a facemask penalty. This was followed by two consecutive delay of game penalties by KISS quarterback **Matt Bassuener**. These penalties crippled the KISS's offensive attack and limited this drive to a **Kenny Spencer** field goal.

The Outlaws immediately replied when their kick returner, **Gerald Young**, returned the Spencer kickoff for a 56-yard touchdown to make the score 7-3. After back-to-back stops by the KISS and Outlaw defenses, Bassuener tossed a 44-yard touchdown pass to receiver **Donovan Morgan**. The KISS would lead 10 to 7; this would be their second, and final, lead of the game. The Outlaws responded, to take a 14-10 lead, with a 5 play 24-yard touchdown drive, which was topped off by an 1-yard touchdown run by their quarterback **JJ Raternik**.

After this touchdown drive, haunted by turnovers and penalties, the KISS started to lose control of the game. The game began to slip away when the Outlaws returned a KISS fumble for a touchdown. With under a minute left in the first half the KISS, after a **Thyron Lewis** touchdown reception, attempted an onside kick that was recovered by the Outlaws. Outlaws backup quarterback **Sean Brackett** converted this opportunity into a 2-yard rushing touchdown to extend Las Vegas's lead to 12 at the half.

The KISS offense, which sputtered in the first half, was essentially nonexistent in the second half. **Joe Clancy** replaced Bassuener as the KISS quarterback to start the second half; on his third snap from center he promptly fumbled the ball, which was recovered by the Outlaws defense. Clancy, in his first AFL appearance, was ineffective and only completed 5 of 19 pass attempts for 62 yards. The ineffectiveness of the KISS offense was not entirely Clancy's fault; his offensive line was unable to buy the quarterback enough time to find the open receivers. Meanwhile, the Outlaws offense seemed unstoppable in the third quarter, scoring on three Raternik touchdown passes. The final scoreboard had Las Vegas beating Los Angeles by a score of 49 to 16.

# 2015 GAME RECAPS

Scoring Summary				LAK-POR
1 <sup>st</sup>	11:41	LAK	SPENCER, Kenny 23 yd field goal 10 plays, 31 yards, TOP 8:03	3-0
	06:42	LVO	YOUNG, Gerald 56 yd kickoff return (GORNALL, Ross kick)	3-7
2 <sup>nd</sup>	10:53	LAK	SAMPSON, DeMarc 44 yd pass from BASSUENER, Matt (SPENCER, Kenny kick) 1 play, 44 yards, TOP 0:29	10-7
	06:45	LVO	RATERINK, JJ 1 yd run (GORNALL, Ross kick) 5 plays, 21 yards, TOP 3:31	10-14
	03:20	LVO	HUDSON, Ladon 22 yd fumble recovery (GORNALL, Ross kick)	10-21
	00:51	LAK	LEWIS, Thyron 14 yd pass from BASSUENER, Matt (SPENCER, Kenny kick blockd) 4 plays, 45 yards, TOP 2:04	16-21
	00:40	LVO	BRACKETT, Sean 2 yd run (GORNALL, Ross kick) 2 plays, 4 yards, TOP 0:11	16-28
3 <sup>rd</sup>	09:05	LVO	CAMPBELL, Terre 9 yd pass from RATERINK, JJ (GORNALL, Ross kick) 8 plays, 36 yards, TOP 5:33	16-35
	06:28	LVO	WILSON, Jomo 41 yd pass from RATERINK, JJ (GORNALL, Ross kick) 1 play, 41 yards, TOP 0:30	16-42
	02:06	LVO	WILSON, Jomo 6 yd pass from RATERINK, JJ (GORNALL, Ross kick) 2 plays, 6 yards, TOP 1:10	16-49

RUSHING	NO	GAIN	LOSS	NET	TD	LONG	AVG
CAMPBELL, Sam	1	5	0	5	0	5	5.0
CLANCY, Joe	2	6	5	1	0	6	0.5
<b>TOTAL</b>	<b>3</b>	<b>11</b>	<b>5</b>	<b>6</b>	<b>0</b>	<b>6</b>	<b>2.0</b>

PASSING	CMP-ATT-INT	YDS	TD	Long	Sack
BASSUENER, Matt	17-27-0	202	2	44	4
CLANCY, Joe	5-19-0	62	0	18	1
TEAM	0-0-0	-22	0	0	0
<b>TOTAL</b>	<b>22-46-0</b>	<b>242</b>	<b>2</b>	<b>44</b>	<b>5</b>

Receiving	NO	YDS	TD	LG
LEWIS, Thyron	9	96	1	18
SAMPSON, DeMarc	6	79	1	44
MORGAN, Donovan	5	59	0	18
FRANKLIN, Austi	2	30	0	22
<b>TOTAL</b>	<b>22</b>	<b>264</b>	<b>2</b>	<b>44</b>

ALL RETURNS	MFG NO	YDS	LG	KO NO	YDS	LG	INT NO	YDS	LG
BROWN, Carlton	0	0	0	5	61	16	0	0	0
<b>TOTAL</b>	<b>0</b>	<b>0</b>	<b>0</b>	<b>5</b>	<b>61</b>	<b>16</b>	<b>0</b>	<b>0</b>	<b>0</b>

ALL PURPOSE	RUSH	REC	KR	FGR	IR	Total
LEWIS, Thyron	0	96	0	0	0	96
SAMPSON, DeMarc	0	79	0	0	0	79
BROWN, Carlton	0	0	61	0	0	61
MORGAN, Donovan	0	59	0	0	0	59
FRANKLIN, Austi	0	30	0	0	0	30
CAMPBELL, Sam	5	0	0	0	0	5
CLANCY, Joe	1	0	0	0	0	1
<b>TOTAL</b>	<b>6</b>	<b>264</b>	<b>61</b>	<b>0</b>	<b>0</b>	<b>331</b>

KICKOFFS	NO	YDS	TB	OB	AVG
SPENCER, Kenny	3	167	0	0	55.7

DEFENSE	TACKLES			FUMBLES		
	SOL O	AST	TOT	TFL/YDS	FF	FR-YDS
BOYLE, Shaine	6	1	6.5	.	.	.
CATO-BISHOP, Da	3	.	3.0	.	.	.
DIX, De'Audra	2	1	2.5	.	.	.
SAMPSON, DeMarc	2	1	2.5	.	.	.
DILLON, Antron	1	1	1.5	.	.	.
BENTON, Ter'Ran	1	.	1.0	.	.	.
LEWIS, Thyron	1	.	1.0	.	.	.
BROWN, Carlton	.	.	.	.	.	.
TEAM	1	.	1.0	.	.	.

DEFENSE	INT-YDS	BRUP	BLKD	SACK/YDS	QBH
BOYLE, Shaine	.	.	.	.	.
CATO-BISHOP, Da	.	.	.	.	.
DIX, De'Audra	.	2	.	.	.
SAMPSON, DeMarc	.	.	.	.	.
DILLON, Antron	.	1	.	.	.
BENTON, Ter'Ran	.	.	.	.	.
LEWIS, Thyron	.	.	.	.	.
BROWN, Carlton	.	1	.	.	.
TEAM	.	.	.	.	.

# 2015 GAME RECAPS

## Game 7

LA KISS @  
Spokane Shock  
May 8<sup>th</sup>, 2015

Scores	1	2	3	4	OT	FINAL
Los Angeles	14	13	6	13	-	46
Spokane	20	21	14	13	-	68

TEAM TOTALS	LAK	SPO
FIRST DOWNS	22	18
Rushing	5	1
Passing	16	15
Penalty	1	2
NET YARDS RUSHING	40	5
Rushing Attempts	8	4
Average Per Rush	5.0	1.2
Rushing Touchdowns	1	1
NET YARDS PASSING	357	313
Completions-Attempts INT	29-49-0	23-29-0
Average Per Pass	7.3	10.8
Average Per Completion	12.3	13.6
Passing Touchdowns	6	6
TOTAL OFFENSE YARDS	397	318
Total Offensive Plays	59	33
Average Per Play	6.7	9.6
Fumbles: Number-Lost	4-3	0-0
Penalties: Number-Lost	10-64	7-54
KICKOFFS-YARDS	7-395	11-619
Average Yards Per Kickoff	56.4	56.3
Net Yards Per Kickoff	37.6	51.5
Touchbacks	2	6
MFG Returns: Numbers-Yards-TD	0-0-0	0-0-0
Average Per Return	0.0	0.0
Kickoff Returns: Numbers-Yds-TD	4-53-0	5-132-1
Miscellaneous Yards	0	0
Possession Time	35:02	24:58
1 <sup>st</sup> Quarter	9:00	6:00
2 <sup>nd</sup> Quarter	9:12	5:48
3 <sup>rd</sup> Quarter	6:28	8:32
4 <sup>th</sup> Quarter	10:22	4:38
Third-Down Conversions	7 of 12	4 of 5
Fourth-Down Conversions	4 of 5	1 of 1
Red-Zone Scores-Chances	3-5	2-2
Sacks By: Number-Yards	0-0	2-10
PAT Kicks	4-6	8-10
2-Point drop-kick PATs	0-0	0-0
Field Goals	0-0	0-0
4-Point drop kick FGs	0-0	0-0
Touchdowns (Rush-Pass-Return)	1-6-0	1-6-3

Kickoff time: 7:105  
End of Game: 9:55  
Total Elapsed Time: 2:50  
Referee: Dave Cutaia  
Umpire: Mark Warner  
Linesman: Kenny Leffle;  
Line Judge: M. Livingston  
Back Judge: Kevin Kieser

### LA KISS, Lose Another Quarterback, Remain Winless

**Spokane**—Despite wide receiver **Donovan Morgan's** milestone setting night, the LA KISS (0-7) are unable to withstand the Spokane's offensive attack and fall to the Shock (2-4) by a score of 68-46.

The KISS' opening drive ended with a quarterback **Matt Bassuener** 31-yard touchdown pass to "Captain" Morgan. This was the third time, in as many games, the KISS scored on their first drive of the game. Following the success of their opening drive the KISS, for the second week in a row, gave up a kickoff return touchdown when the Outlaws' **Sergio Gilliam** returned **Bobby Zalud's** kick 52 yards for the touchdown. Following this special teams lapse, Bassuener and **Warren Smith**, the Shock's quarterback, traded touchdown passes.

The KISS continued to struggle with special teams execution when they botched, and failed to recover, the **Taylor Rowan** kickoff; the kick was eventually recovered by the Shock wide receiver **Nick Truesdell** who ran the ball 8 yards for the touchdown.

There is no doubt this matchup was dominated by offense. Both starting quarterbacks dictated the field. For the KISS, Bassuener threw for 307 yards and 5 touchdowns while completing 25 out of 39 pass attempts. On the other side, Smith tossed 6 touchdowns (he also had a rushing touchdown) and had 313 passing yards; only 6 out of Smith's 29 pass attempts were incomplete.

Late in the fourth quarter, Bassuener exited the game after breaking his throwing hand; this is the third KISS quarterback to be injured this season. KISS backup quarterback **Joe Clancy** replaced Bassuener. Clancy completed 4 out of 10 pass attempts for 60 yards and a touchdown.

Kiss receiver Donovan Morgan had another breakout performance. Morgan caught 11 passes for 177 yard and 3 touchdowns; he also became only the 14<sup>th</sup> player in AFL history to surpass 10,000 total career yards. Morgan was supported by **Thyron Lewis**; T-Lew caught 8 passes for 95 yards and 2 touchdowns. On the other sideline **Mike Washington** was Smith's favorite target. The Shock's receiver gained 139 yards on 13 receptions and caught 4 receiving touchdowns.

Next week, the KISS will end their road trip as they travel to Portland to take on the Thunder (2-4) at the Moda Center. This Saturday night matchup will be the second meeting between these two teams this season; in the last contest the Thunder narrowly beat the KISS by a score of 42-37. This game is important for the KISS, as they look to gain momentum before their subsequent two-game home stand.

# 2015 GAME RECAPS

## Scoring Summary LAK-SPO

1 <sup>st</sup>	12:26	LAK	MORGAN, Donovan 31 yd pass from BASSUENER, Matt (ZALUD,Bobby kick)	
			5 plays, 44 yards, TOP 2:34	7-0
	11:26	SPO	GILLIAM, Sergio 52 yd kickoff return (ROWAN, Taylor kick)	
				7-7
	08:14	LAK	BASSUENER, Matt 2 yd run (ZALUD,Bobby kick)	
				14-7
	03:41	SPO	WASHINGTON, Mik 5 yd pass from SMITH, Warren (ROWAN, Taylor kick blockd)	
			7 plays, 35 yards, TOP 5:12	14-13
	02:24	SPO	TRUEDELL, Nick 8 yd net recovery (ROWAN, Taylor kick)	
				14-20
2 <sup>nd</sup>	12:26	SPO	TRUEDELL, Nick 43 yd pass from SMITH, Warren (ROWAN, Taylor kick)	
			2 plays, 43 yards, TOP 2:29	14-27
	08:30	LAK	MORGAN, Donovan 33 yd pass from BASSUENER, Matt (ZALUD,Bobby kick failed)	
			4 plays, 42 yards, TOP 3:09	20-27
	06:55	SPO	WASHINGTON, Mik 19 yd pass from SMITH, Warren (ROWAN, Taylor kick)	
			2 plays, 33 yards, TOP 1:00	20-34
	05:25	SPO	KING,Micah 0 yd fumble recovery (ROWAN, Taylor kick)	
				20-41
	00:35	LAK	LEWIS, Thyron 9 yd pass from BASSUENER, Matt (ZALUD,Bobby kick)	
			10 plays, 47 yards, TOP 4:26	27-41
3 <sup>rd</sup>	11:00	SPO	SMITH, Warren 1 yd run (ROWAN, Taylor kick)	
			7 plays, 45 yards, TOP 3:55	27-48
	05:40	LAK	MORGAN, Donovan 13 yd pass from BASSUENER, Matt (ZALUD,Bobby kick failed)	
			7 plays, 45 yards, TOP 4:44	33-48
	01:39	SPO	WASHINGTON, Mik 25 yd pass from SMITH, Warren (ROWAN, Taylor kick)	
			5 plays, 34 yards, TOP 4:01	33-55
4 <sup>th</sup>	13:33	LAK	GILSON, Tom 15 yd pass from BASSUENER, Matt (ZALUD,Bobby kick)	
			5 plays, 45 yards, TOP 3:06	40-55
	10:49	SPO	CARTER, Rashaad 46 yd pass from SMITH, Warren (ROWAN, Taylor kick)	
			3 plays, 48 yards, TOP 2:44	40-62
	02:42	SPO	WASHINGTON, Mik 12 yd pass from SMITH, Warren (ROWAN, Taylor kick failed)	
			4 plays, 38 yards, TOP 1:54	40-68
	00:00	LAK	LEWIS, Thyron 14 yd pass from CLANCY, Joe (CLANCY, Joe pass intcpt)	
			9 plays, 45 yards, TOP 2:42	46-68

RUSHING	NO	GAIN	LOSS	NET	TD	LONG	AVG
BASSUENER, Matt	5	22	0	22	1	13	4.4
LEWIS, Thyron	1	14	0	14	0	14	14.0
MORGAN, Donovan	1	4	0	4	0	4	4.0
CAMPBELL, Sam	1	0	0	0	0	0	0.0
<b>TOTAL</b>	<b>8</b>	<b>40</b>	<b>0</b>	<b>40</b>	<b>1</b>	<b>14</b>	<b>5.0</b>

PASSING	CMP-ATT-INT	YDS	TD	Long	Sack
BASSUENER, Matt	25-39-0	307	5	33	2
CLANCY, Joe	4-10-0	60	1	26	0
TEAM	0-0-0	-10	0	0	0
<b>TOTAL</b>	<b>29-49-0</b>	<b>357</b>	<b>6</b>	<b>33</b>	<b>2</b>

Receiving	NO	YDS	TD	LG
MORGAN, Donovan	11	177	3	33
LEWIS, Thyron	8	95	2	28
SAMPSON, DeMarc	6	51	0	26
GILSON, Tom	4	44	1	15
<b>TOTAL</b>	<b>29</b>	<b>367</b>	<b>6</b>	<b>33</b>

ALL RETURNS	MFG NO	YDS	LG	KO NO	YDS	LG	INT NO	YDS	LG
LEWIS, Thyron	0	0	0	1	15	15	0	0	0
SAMPSON, DeMarc	0	0	0	3	38	16	0	0	0
<b>TOTAL</b>	<b>0</b>	<b>0</b>	<b>0</b>	<b>4</b>	<b>53</b>	<b>16</b>	<b>0</b>	<b>0</b>	<b>0</b>

ALL PURPOSE	RUSH	REC	KR	FGR	IR	Total
MORGAN, Donovan	4	177	0	0	0	181
LEWIS, Thyron	14	95	15	0	0	124
SAMPSON, DeMarc	0	51	38	0	0	89
GILSON, Tom	0	44	0	0	0	44
BASSUENER, Matt	22	0	0	0	0	22
<b>TOTAL</b>	<b>40</b>	<b>367</b>	<b>53</b>	<b>0</b>	<b>0</b>	<b>460</b>

KICKOFFS	NO	YDS	TB	OB	AVG
ZALUD, Bobby	7	395	2	0	56.4

DEFENSE	TACKLES			FUMBLES		
	SOLO	AST	TOT	TFL/YDS	FF	FR-YDS
DIX, De'Audra	5	.	5.0	.	.	.
BROWN, Carlton	4	.	4.0	.	.	.
BOYLE, Shaine	4	.	4.0	.	.	.
SPICER, Michale	3	.	3.0	1.0/1	.	.
PITTMAN, Domini	2	.	2.0	.	.	.
BENTON, Ter'Ran	2	.	2.0	.	.	.
ZALUD, Bobby	2	.	2.0	.	.	.
LEWIS, Thyron	1	.	1.0	.	.	.
CAMPBELL, Sam	1	.	1.0	.	.	.
DILLON, Antron	1	.	1.0	.	.	.

DEFENSE	INT-YDS	BRUP	BLKD	SACK/YDS	QBH
DIX, De'Audra	.	.	.	.	.
BROWN, Carlton	.	.	.	.	.
BOYLE, Shaine	.	.	.	.	.
SPICER, Michale	.	.	.	.	.
PITTMAN, Domini	.	.	1	.	.
BENTON, Ter'Ran	.	.	.	.	.
ZALUD, Bobby	.	.	.	.	.
LEWIS, Thyron	.	.	.	.	.
CAMPBELL, Sam	.	.	.	.	.
DILLON, Antron	.	.	.	.	.



# 2015 GAME RECAPS

## Game 8

LA KISS @  
Portland Thunder  
May 16<sup>th</sup>, 2015

Scores	1	2	3	4	OT	FINAL
Los Angeles	7	14	3	20	-	47
Portland	14	21	21	7	-	63

TEAM TOTALS	LAK	POR
FIRST DOWNS	28	18
Rushing	1	2
Passing	19	13
Penalty	8	3
NET YARDS RUSHING	14	7
Rushing Attempts	4	8
Average Per Rush	3.5	0.9
Rushing Touchdowns	0	2
NET YARDS PASSING	325	229
Completions-Attempts INT	31-45-0	20-31-1
Average Per Pass	7.2	7.4
Average Per Completion	10.5	11.4
Passing Touchdowns	6	6
TOTAL OFFENSE YARDS	339	236
Total Offensive Plays	52	39
Average Per Play	6.5	6.1
Fumbles: Number-Lost	3-3	1-0
Penalties: Number-Lost	10-57	14-69
KICKOFFS-YARDS	6-256	10-525
Average Yards Per Kickoff	42.7	52.5
Net Yards Per Kickoff	26.3	42.2
Touchbacks	0	2
MFG Returns: Numbers-Yards-TD	1-22-0	1-0-0
Average Per Return	22.0	0.0
Kickoff Returns: Numbers-Yds-TD	7-103-1	5-98-1
Miscellaneous Yards	-4	4
Possession Time	33:41	26:19
1 <sup>st</sup> Quarter	7:26	7:34
2 <sup>nd</sup> Quarter	7:47	7:13
3 <sup>rd</sup> Quarter	10:44	4:16
4 <sup>th</sup> Quarter	7:44	7:16
Third-Down Conversions	6 of 8	5 of 7
Fourth-Down Conversions	0 of 1	1 of 2
Red-Zone Scores-Chances	4-5	6-8
Sacks By: Number-Yards	0-0	3-12
PAT Kicks	3-3	9-9
2-Point drop-kick PATs	0-0	0-0
Field Goals	0-1	0-1
4-Point drop kick FGs	0-0	0-0
Touchdowns (Rush-Pass-Return)	0-6-1	2-6-1

Kickoff time: 7:07  
End of Game: 10:02  
Total Elapsed Time: 2:55  
Referee: Tom McCabe  
Umpire: Mike Moore  
Linesman: Andy Warner  
Line Judge: Wade Wagner  
Back Judge: Kevin Kieser  
Side Judge: Buddy Ward

*The LA KISS come off their bye week rested and primed to get their first win of the season in front of the home crowd.*

It's no secret that the KISS have had a rough start to the 2015 season, with injuries throwing a wrench in what looked to be promising year. However the team took this last bye week off to get back to their football roots.

They traveled to Katella High School and Western High School with the intention of encouraging students to follow their dreams and work hard for them. LA KISS wide receiver Tom "T-Gil" Gilson reminded the high school athletes that there are no days off in football and life. "This is the easy part of your journey right now. You have your teammates here, you have your coaches here and they are all here to motivate you. But what about when you leave here and they are not here to play that role?" he cautioned. The concept may be simple but the message is powerful, these men are not just your teammates, they are your family.

The KISS look to carry this concept into tonight's game against the Jacksonville Sharks and demonstrate that the bye week is all they needed to turn this season around. With extra time for the team to become familiar with each other, they welcome to the family hometown quarterback Danny Southwick who completed 31 of 45 pass attempts, for 337 yards and six touchdowns in his debut against the Portland Thunder. Further cementing his place in Los Angeles sports, Southwick is actually the stepson of legendary news anchor and LA sports fanatic Larry King. With lineage like that, no one can deny his love for our city and commitment to turning this franchise into winners. And like Gene Simmons once said, "If you're building a house, or doing anything, time is what you've got. Well, there's effort, but you need time. The more time you put into something, the better stuff you can make." With an arsenal of receivers, a revamped offensive line, a bolstered new defense and a week to become familiar with each other, the KISS know that if they can start (0-8), they can also finish they last 10 games (10-0).

# 2015 GAME RECAPS

## Scoring Summary LAK-POR

1 <sup>st</sup>	08:50	POR	THOMAS, Darron 2 yd run (GOESSLING, Kevi kick)						
			4 plays, 34 yards, TOP 2:11					0-7	
	06:06	LAK	MORGAN, Donovan 17 yd pass from SOUTHWICK, Dann (SPENCER, Kenny kick)						
			4 plays, 43 yards, TOP 1:52					7-7	
	01:39	POR	PERRY, Jared 16 yd pass from THOMAS, Darron (GOESSLING, Kevi kick)						
			6 plays, 41 yards, TOP 3:45					7-14	
2 <sup>nd</sup>	11:22	POR	LACEY, V'Keon 7 yd pass from THOMAS, Darron (GOESSLING, Kevi kick)						
			3 plays, 14 yards, TOP 1:43					7-21	
	10:41	LAK	SCOTT, Laron 55 yd kickoff return (SPENCER, Kenny kick)						
								14-21	
	07:28	POR	LACEY, V'Keon 9 yd pass from THOMAS, Darron (GOESSLING, Kevi kick)						
			4 plays, 35 yards, TOP 2:25					14-28	
	02:04	LAK	PARKER, Anthony 2 yd pass from SOUTHWICK, Dann (SPENCER, Kenny kick)						
			9 plays, 42 yards, TOP 4:41					21-28	
	00:22	POR	PERRY, Jared 3 yd pass from THOMAS, Darron (GOESSLING, Kevi kick)						
			6 plays, 40 yards, TOP 1:23					21-35	
3 <sup>rd</sup>	14:47	POR	BROOKS, Duane 54 yd kickoff return (GOESSLING, Kevi kick)						
								21-42	
	05:46	POR	MARTINEZ, John 1 yd run (GOESSLING, Kevi kick)						
			3 plays, 47 yards, TOP 1:26					21-49	
	02:16	LAK	MORGAN, Donovan 9 yd pass from SOUTHWICK, Dann (SOUTHWICK, Dann pass failed)						
			6 plays, 45 yards, TOP 2:45					27-49	
	01:11	POR	LACEY, V'Keon 10 yd pass from THOMAS, Darron (GOESSLING, Kevi kick)						
			1 play, 10 yards, TOP 0:20					27-56	
4 <sup>th</sup>	11:03	LAK	MORGAN, Donovan 11 yd pass from SOUTHWICK, Dann (SOUTHWICK, Dann pass failed)						
			7 plays, 46 yards, TOP 3:57					33-56	
	05:01	LAK	SOLOMON, Jeffre 5 yd pass from SOUTHWICK, Dann (SOLOMON, Jeffre pass from SOUTHWICK, Dann)						
			2 plays, 39 yards, TOP 1:17					41-56	
	02:40	POR	LACEY, V'Keon 4 yd pass from THOMAS, Darron (GOESSLING, Kevi kick)						
			3 plays, 10 yards, TOP 1:40					41-63	
	00:34	LAK	GILSON, Tom 6 yd pass from SOUTHWICK, Dann (SOUTHWICK, Dann pass failed)						
			5 plays, 45 yards, TOP 1:04					47-63	

RUSHING	NO	GAIN	LOSS	NET	TD	LONG	AVG
SOUTHWICK, Dann	2	13	0	20	13	13	6.5
CAMPBELL, Sam	2	1	0	4	1	1	0.5
<b>TOTAL</b>	<b>4</b>	<b>14</b>	<b>0</b>	<b>373</b>	<b>14</b>	<b>13</b>	<b>3.5</b>

PASSING	CMP-ATT-INT	YDS	TD	Long	Sack
SOUTHWICK, Dann	31-45-0	337	6	29	3
TEAM	0-0-0	-12	0	0	0
<b>TOTAL</b>	<b>31-45-0</b>	<b>325</b>	<b>6</b>	<b>29</b>	<b>3</b>

Receiving	NO	YDS	TD	LG
SOLOMON, Jeffre	11	116	1	24
MORGAN, Donovan	10	129	3	24
GILSON, Tom	7	81	1	29
LEWIS, Thyron	2	9	0	7
PARKER, Anthony	1	2	1	2
<b>TOTAL</b>	<b>31</b>	<b>337</b>	<b>6</b>	<b>29</b>

ALL RETURNS	MFG NO	YDS	LG	KO NO	YDS	LG	INT NO	YDS	LG
SAMPSON, DeMarco	0	0	0	1	-1	0	0	0	0
TRICE, Marcus	0	0	0	5	80	21	1	0	0
<b>TOTAL</b>	<b>0</b>	<b>0</b>	<b>0</b>	<b>6</b>	<b>79</b>	<b>21</b>	<b>1</b>	<b>0</b>	<b>0</b>

ALL PURPOSE	RUSH	REC	KR	FGR	IR	Total
MORGAN, Donovan	0	129	0	0	0	129
SOLOMON, Jeffre	0	116	0	0	0	116
SCOTT, Laron	0	0	103	0	11	114
GILSON, Tom	0	81	0	0	0	81
DIX, De'Audra	0	0	0	22	0	22
SOUTHWICK, Dann	13	0	0	0	0	13
LEWIS, Thyron	0	9	0	0	0	9
PARKER, Anthony	0	2	0	0	0	2
CAMPBELL, Sam	1	0	0	0	0	1
<b>TOTAL</b>	<b>14</b>	<b>337</b>	<b>103</b>	<b>22</b>	<b>11</b>	<b>487</b>

KICKOFFS	NO	YDS	TB	OB	AVG
SCOTT, Laron	1	17	0	0	17.0
CLANCY, Joe	1	22	0	0	22.0
SPENCER, Kenny	4	217	0	0	54.2

DEFENSE	TACKLES			FUMBLES		
	SOL O	AST	TOT	TFL/YDS	FF	FR-YDS
SCOTT, Laron	6	1	6.5	.	.	.
BENTON, Ter'Ran	2	2	3.0	.	.	.
GILSON, Tom	2	1	2.5	.	.	.
DIX, De'Audra	2	.	2.0	.	.	.
GILMORE, J.T.	1	2	2.0	.	1	.
GOODWIN, Anthon	1	2	2.0	.	.	.
JANAC, Michael	1	.	1.0	.	.	.
PITTMAN, Domini	1	.	1.0	1.0/4	.	.
ANDERSON, Chad	1	.	1.0	.	.	.
DILLON, Antron	.	1	0.5	.	.	.
CATO-BISHOP, Da	.	1	0.5	.	.	.

DEFENSE	INT-YDS	BRUP	BLKD	SACK/YDS	QBH
SCOTT, Laron	1-11	1	.	.	.
BENTON, Ter'Ran	.	1	.	.	.
GILSON, Tom	.	.	.	.	.
DIX, De'Audra	.	2	.	.	.
GILMORE, J.T.	.	.	.	.	.
GOODWIN, Anthon	.	.	.	.	.
JANAC, Michael	.	.	.	.	.
PITTMAN, Domini	.	.	.	.	.
ANDERSON, Chad	.	.	.	.	.
DILLON, Antron	.	1	.	.	.
CATO-BISHOP, Da	.	.	.	.	.

# 2015 GAME RECAPS

## Game 9

LA KISS vs.  
Jacksonville Sharks  
May 31<sup>st</sup>, 2015

Scores	1	2	3	4	OT	FINAL
Jacksonville	21	7	7	6	-	41
Los Angeles	0	14	14	7	-	35

TEAM TOTALS	JAX	LAK
FIRST DOWNS	20	20
Rushing	6	2
Passing	11	16
Penalty	3	2
NET YARDS RUSHING	58	6
Rushing Attempts	12	2
Average Per Rush	4.8	3.0
Rushing Touchdowns	3	2
NET YARDS PASSING	223	243
Completions-Attempts INT	20-32-1	27-46-2
Average Per Pass	7.0	5.3
Average Per Completion	11.1	9.0
Passing Touchdowns	2	3
TOTAL OFFENSE YARDS	281	249
Total Offensive Plays	44	50
Average Per Play	6.4	5.0
Fumbles: Number-Lost	2-1	0-0
Penalties: Number-Lost	7-59	14-87
KICKOFFS-YARDS	7-372	6-338
Average Yards Per Kickoff	53.1	56.3
Net Yards Per Kickoff	33.7	48.7
Touchbacks	2	1
MFG Returns: Numbers-Yards-TD	0-0-0	1-12-0
Average Per Return	0.0	12.0
Kickoff Returns: Numbers-Yds-TD	4-46-0	5-136-0
Miscellaneous Yards	-6	0
Possession Time	28:54	31:06
1 <sup>st</sup> Quarter	7:27	7:33
2 <sup>nd</sup> Quarter	6:04	8:56
3 <sup>rd</sup> Quarter	7:07	7:53
4 <sup>th</sup> Quarter	8:16	6:44
Third-Down Conversions	3 of 6	2 of 7
Fourth-Down Conversions	0 of 0	0 of 4
Red-Zone Scores-Chances	3-4	4-5
Sacks By: Number-Yards	2-3	0-0
PAT Kicks	5-6	5-5
2-Point drop-kick PATs	0-0	0-0
Field Goals	0-2	0-0
4-Point drop kick FGs	0-0	0-0
Touchdowns (Rush-Pass-Return)	3-2-1	2-3-0

Kickoff time: 3:00  
End of Game: 5:42  
Total Elapsed Time: 2:42  
Referee: Reggie Smith  
Umpire: Tom McGowan  
Linesman: Mike Moore

After a six-point loss to the Jacksonville Sharks last week, the LA KISS return poised and ready to get their first win of the season.

In the final minute of the fourth quarter the KISS found themselves driving into enemy territory, only needing a touchdown to tie the game and an extra point to win. Quarterback Danny Southwick was able to bring the ball down to the JAX 16 yard line with three second remaining. Then on the final play of the game, Southwick threw a jump ball into the end zone which JAX managed to intercept as time expired, leaving the final score LA 35 JAX 41. The game may show up as a loss on the stat column but it also represents a turning point in the season. It demonstrated to the guys that winning is within their grasp and with a few small tweaks; their season could dramatically change. After the game Coach Bob McMillen expressed how impressed he was with his teams heart. "Every single one of the guys on that field, wanted to win that game and they knew it was possible. With the season only being half way over, it's not too late to turn things around" he said.

# 2015 GAME RECAPS

## Scoring Summary JAX-LAK

1 <sup>st</sup>	11:38	JAX	JONES, Anthony 40 yd pass from GRADY, Tommy (RAUCH, Julian kick)	2 plays, 45 yards, TOP 3:22	7-0
	11:27	JAX	JACKSON, Alvin 25 yd interception return (RAUCH, Julian kick)		14-0
	01:15	JAX	HILLS, Joe 7 yd pass from GRADY, Tommy (RAUCH, Julian kick)	5 plays, 48 yards, TOP 3:11	21-0
2 <sup>nd</sup>	09:56	LAK	SOLOMON, Jeffre 2 yd run (KOKER, John kick)	7 plays, 45 yards, TOP 5:30	21-7
	04:55	JAX	ROSS, Derrick 1 yd run (RAUCH, Julian kick)	6 plays, 46 yards, TOP 4:00	28-7
	01:54	LAK	SAMPSON, DeMarc 4 yd run (KOKER, John kick)	4 plays, 32 yards, TOP 2:01	28-14
3 <sup>rd</sup>	11:55	LAK	SOLOMON, Jeffre 5 yd pass from SOUTHWICK, Dann (KOKER, John kick)	5 plays, 35 yards, TOP 3:05	28-21
	04:55	JAX	ROSS, Derrick 1 yd run (RAUCH, Julian kick)	8 plays, 45 yards, TOP 6:14	35-21
	00:51	LAK	MORGAN, Donovan 17 yd pass from SOUTHWICK, Dann (KOKER, John kick)	7 plays, 40 yards, TOP 3:11	35-28
4 <sup>th</sup>	03:55	JAX	ROSS, Derrick 24 yd run (RAUCH, Julian kick failed)	3 plays, 38 yards, TOP 1:30	41-28
	02:30	LAK	MORGAN, Donovan 8 yd pass from SOUTHWICK, Dann (KOKER, John kick)	1 play, 8 yards, TOP 0:25	41-35

RUSHING	NO	GAIN	LOSS	NET	TD	LONG	AVG
SAMPSON, DeMarc	1	4	0	4	1	4	4.0
SOLOMON, Jeffre	1	2	0	2	1	2	2.0
<b>TOTAL</b>	<b>2</b>	<b>6</b>	<b>0</b>	<b>6</b>	<b>2</b>	<b>4</b>	<b>3.0</b>

PASSING	CMP-ATT-INT	YDS	TD	Long	Sack
SOUTHWICK, Dann	27-46-2	246	3	17	2
TEAM	0-0-0	-3	0	0	0
<b>TOTAL</b>	<b>24-46-0</b>	<b>243</b>	<b>3</b>	<b>17</b>	<b>2</b>

Receiving	NO	YDS	TD	LG
SAMPSON, DeMarc	11	105	0	17
MORGAN, Donovan	10	90	2	17
SOLOMON, Jeffre	4	27	1	13
GILSON, Tom	2	24	0	17
<b>TOTAL</b>	<b>27</b>	<b>246</b>	<b>3</b>	<b>17</b>

ALL RETURNS	MFG NO	YDS	LG	KO NO	YDS	LG	INT NO	YDS	LG
SOLOMON, Jeffre	0	0	0	1	12	12	0	0	0
BENTON, Ter'Ran	0	0	0	0	0	0	1	7	7
SCOTT, Laron	1	12	12	4	124	39	0	0	0
<b>TOTAL</b>	<b>1</b>	<b>12</b>	<b>12</b>	<b>5</b>	<b>136</b>	<b>39</b>	<b>1</b>	<b>7</b>	<b>7</b>

ALL PURPOSE	RUSH	REC	KR	FGR	IR	Total
SCOTT, Laron	0	0	124	12	0	136
SAMPSON, DeMarc	4	105	0	0	0	109
MORGAN, Donovan	0	90	0	0	0	90
SOLOMAN, Jeffre	2	27	12	0	0	41
GILSON, Tom	0	24	0	0	0	24
BENTON, Ter'Ran	0	0	0	0	7	7
<b>TOTAL</b>	<b>6</b>	<b>246</b>	<b>136</b>	<b>12</b>	<b>7</b>	<b>407</b>

KICKOFFS	NO	YDS	TB	OB	AVG
KOKER, John	6	338	1	1	56.3

DEFENSE	TACKLES			FUMBLES		
	SOLO	AST	TOT	TFL/YDS	FF	FR-YDS
KIZER, Rayshaun	7	2	8.0	.	1	.
SCOTT, Laron	4	4	6.0	.	1	.
GILMORE, J.T.	2	5	4.5	.	.	.
VICTORIAN, Josh	2	3	3.5	.	.	.
BENTON, Ter'Ran	1	2	2.0	.	.	.
HARRELL, Logan	1	2	2.0	.	.	.
DILLON, Antron	1	1	1.5	.	.	.
GILSON, Tom	1	.	1.0	.	.	.
CATO-BISHOP, Da	.	1	0.5	.	.	.
SOLOMON, Jeffre	.	.	.	.	.	1-0

DEFENSE	INT-YDS	BRUP	BLKD	SACK/YDS	QBH
KIZER, Rayshaun	.	2	.	.	.
SCOTT, Laron	.	1	.	.	.
GILMORE, J.T.	.	.	.	.	.
VICTORIAN, Josh	.	1	.	.	.
BENTON, Ter'Ran	1-7	.	.	.	.
HARRELL, Logan	.	.	.	.	.
DILLON, Antron	.	.	.	.	.
GILSON, Tom	.	.	.	.	.
CATO-BISHOP, Da	.	.	.	.	1
SOLOMON, Jeffre	.	.	.	.	.

# 2015 GAME RECAPS

## Game 10

LA KISS vs. Portland Thunder  
June 7<sup>th</sup>, 2015

Scores	1	2	3	4	OT	FINAL
Portland	7	13	12	8	-	40
Los Angeles	14	14	17	7	-	52

TEAM TOTALS	POR	LA
FIRST DOWNS	14	21
Rushing	0	3
Passing	11	11
Penalty	3	7
NET YARDS RUSHING	-4	33
Rushing Attempts	2	10
Average Per Rush	-2.0	3.3
Rushing Touchdowns	0	1
NET YARDS PASSING	233	235
Completions-Attempts INT	22-32-2	18-33-0
Average Per Pass	7.3	7.1
Average Per Completion	10.6	13.1
Passing Touchdowns	4	5
TOTAL OFFENSE YARDS	229	268
Total Offensive Plays	34	45
Average Per Play	6.7	6.0
Fumbles: Number-Lost	0-0	0-0
Penalties: Number-Lost	13-141	7-30
KICKOFFS-YARDS	6-321	8-448
Average Yards Per Kickoff	53.5	56.0
Net Yards Per Kickoff	41.8	31.4
Touchbacks	1	1
MFG Returns: Numbers-Yards-TD	0-0-0	0-0-0
Average Per Return	0.0	0.0
Kickoff Returns: Numbers-Yds-TD	5-197-2	5-70-0
Miscellaneous Yards	0	0
Possession Time	30:45	29:15
1 <sup>st</sup> Quarter	9:16	5:44
2 <sup>nd</sup> Quarter	6:41	8:19
3 <sup>rd</sup> Quarter	6:07	8:53
4 <sup>th</sup> Quarter	8:41	6:19
Third-Down Conversions	2 of 5	2 of 7
Fourth-Down Conversions	0 of 2	1 of 2
Red-Zone Scores-Chances	2-5	3-3
Sacks By: Number-Yards	2-5	0-0
PAT Kicks	2-5	7-7
2-Point drop-kick PATs	0-0	0-0
Field Goals	0-0	1-1
4-Point drop kick FGs	0-0	0-0
Touchdowns (Rush-Pass-Return)	0-4-2	1-5-1

Kickoff time: 3:00  
End of Game: 5:38  
Total Elapsed Time: 2:38  
Referee: John Love  
Umpire: Mike Moore  
Linesman: Andy Warner  
Line Judge: Mike Chase  
Back Judge: Mike Griffith

### KIZER, McPherson Star as KISS Earn First Win

**ANAHEIM, Calif.** -- The LA KISS (1-9) earned their first win of the season, 52-40, over the Portland Thunder (3-7) in front of 7,345 fans at the Honda Center on Sunday afternoon.

In first game since going down with an injury in Week 6, quarterback Adrian McPherson passed for 240 yards and five touchdowns, three of which went to wide receiver Donovan Morgan. On the other side of the ball, Rayshaun Kizer showed the form that made him a four-time All-Arena selection, earning Riddell Defensive Player of the Game honors after corralling a pair of interceptions and returning one for a fourth quarter touchdown. Duane Brooks starred for the Thunder, totaling a game-high 252 all-purpose yards and two kickoff return touchdowns. Kyle Rowley was given the start at quarterback for Portland, finishing the game with 233 yards, four touchdowns, and two interceptions before being relieved by backup Alex Carder midway through the third quarter.

### MEDIA AWARDS

**RUSSELL ATHLETIC OFFENSIVE PLAYER OF THE GAME-** LA KISS QB Adrian McPherson

**RIDDELL DEFENSIVE PLAYER OF THE GAME-** LA KISS DB Rayshaun Kizer J.

**LEWIS SMALL PLAYMAKER OF THE GAME-** LA KISS WR Donovan Morgan

**CUTTERS CATCH OF THE GAME-** LA KISS WR Tom Gilson Diving 27 yard TD catch

**AFL HIGHLIGHT OF THE GAME-** LA KISS Rayshaun Kizer 40 yard INT returned for TD

# 2015 GAME RECAPS

## Scoring Summary POR-LAK

1 <sup>st</sup>	13:44	POR	PERRY, Jared 12 yd pass from ROWLEY, Kyle (GOESSLING, Kevi kick)	7-0
			2 plays, 30 yards, TOP 1:16	
	12:00	LAK	MORGAN, Donovan 37 yd pass from MCPHERSON, Adri (KOKER, John kick)	7-7
			2 plays, 45 yards, TOP 1:01	
	00:38	LAK	MORGAN, Donovan 7 yd pass from MCPHERSON, Adri (KOKER, John kick)	7-14
			6 plays, 41 yards, TOP 4:07	
2 <sup>nd</sup>	12:01	POR	LACEY, V'Keon 2 yd pass from ROWLEY, Kyle (GOESSLING, Kevi kick)	14-14
			5 plays, 35 yards, TOP 3:16	
	08:15	LAK	GILSON, Tom 27 yd pass from MCPHERSON, Adri (KOKER, John kick)	14-21
			5 plays, 45 yards, TOP 3:10	
	05:26	POR	BROOKS, Duane 33 yd pass from ROWLEY, Kyle (GOESSLING, Kevi kick failed)	20-21
			3 plays, 45 yards, TOP 1:58	
	00:00	LAK	SAMPSON, DeMarc 1 yd run (KOKER, John kick)	20-28
			10 plays, 36 yards, TOP 4:18	
3 <sup>rd</sup>	11:15	LAK	KOKER, John 18 yd field goal	20-31
			5 plays, 44 yards, TOP 3:34	
	07:05	LAK	SOLOMON, Jeffre 37 yd pass from MCPHERSON, Adri (KOKER, John kick)	20-38
			1 play, 37 yards, TOP 0:15	
	06:03	POR	BROOKS, Duane 57 yd kickoff return (GOESSLING, Kevi kick failed)	26-38
	02:53	LAK	MORGAN, Donovan 31 yd pass from MCPHERSON, Adri (KOKER, John kick)	26-45
			3 plays, 39 yards, TOP 2:17	
	01:50	POR	BROOKS, Duane 57 yd kickoff return (GOESSLING, Kevi kick failed)	32-45
4 <sup>th</sup>	05:10	LAK	KIZER, Rayshaun 40 yd interception return (KOKER, John kick)	32-52
	02:38	POR	BROOKS, Duane 5 yd pass from ROWLEY, Kyle (LACEY, V'Keon pass from ROWLEY, Kyle)	40-52
			3 plays, 30 yards, TOP 1:32	

RUSHING	NO	GAIN	LOSS	NET	TD	LONG	AVG
MCPHERSON, Adri	7	32	0	32	0	12	4.6
SAMPSON, DeMarc	3	2	1	1	1	1	0.3
<b>TOTAL</b>	<b>10</b>	<b>34</b>	<b>1</b>	<b>33</b>	<b>1</b>	<b>12</b>	<b>3.3</b>

PASSING	CMP-ATT-INT	YDS	TD	Long	Sack
MCPHERSON, Adrii	18-33-0	240	5	37	2
TEAM	0-0-0	-5	0	0	0
<b>TOTAL</b>	<b>18-33-0</b>	<b>235</b>	<b>5</b>	<b>37</b>	<b>2</b>

Receiving	NO	YDS	TD	LG
MORGAN, Donovan	7	98	3	37
SOLOMON, Jeffre	7	93	1	37
GILSON, Tom	2	36	1	27
ANDERSON, Chad	1	11	0	11
SAMPSON, DeMarc	1	2	0	2
<b>TOTAL</b>	<b>18</b>	<b>240</b>	<b>5</b>	<b>37</b>

ALL RETURNS	MFG NO	YDS	LG	KO NO	YDS	LG	INT NO	YDS	LG
SCOTT, Laron	0	0	0	5	70	20	0	0	0
KIZER, Rayshaun	0	0	0	0	0	0	2	50	40
<b>TOTAL</b>	<b>0</b>	<b>0</b>	<b>0</b>	<b>5</b>	<b>70</b>	<b>20</b>	<b>2</b>	<b>50</b>	<b>40</b>

ALL PURPOSE	RUSH	REC	KR	FGR	IR	Total
MORGAN, Donovan	0	98	0	0	0	98
SOLOMON, Jeffre	0	93	0	0	0	93
SCOTT, Laron	0	0	70	0	0	70
KIZER, Rayshaun	0	0	0	0	50	50
GISLON, Tom	0	36	0	0	0	36
MCPHERSON, Adri	32	0	0	0	0	32
ANDERSON, Chad	0	11	0	0	0	11
SAMPSON, DeMarc	1	2	0	0	0	3
<b>TOTAL</b>	<b>33</b>	<b>240</b>	<b>70</b>	<b>0</b>	<b>50</b>	<b>393</b>

KICKOFFS	NO	YDS	TB	OB	AVG
SPENCER, Kenny	5	281	2	1	56.2

DEFENSE	TACKLES			FUMBLES		
	SOLO	AST	TOT	TFL/YDS	FF	FR-YDS
KIZER, Rayshaun	8	1	8.5	.	.	.
SCOTT, Laron	4	1	4.5	.	.	.
VICTORIAN, Josh	3	.	3.0	.	.	.
BOYLE, Shaine	1	2	2.0	0.5/1	.	.
HARRIS, Dajohn	1	1	1.5	0.5/1	.	.
KOKER, John	1	.	1.0	.	.	.
GILMORE, J.T.	1	.	1.0	.	.	.
DILLON, Antron	.	2	1.0	1.0/2	.	.
SOLOMON, Jeffre	.	1	0.5	.	.	.
CATO-BISHOP, Da	.	.	.	.	.	.

DEFENSE	INT-YDS	BRUP	BLKD	SACK/YDS	QBH
KIZER, Rayshaun	2-50	1	.	.	.
SCOTT, Laron	.	.	.	.	.
VICTORIAN, Josh	.	.	.	.	.
BOYLE, Shaine	.	.	.	.	.
HARRIS, Dajohn	.	.	.	.	.
KOKER, John	.	.	.	.	.
GILMORE, J.T.	.	1	.	.	.
DILLON, Antron	.	.	.	.	.
SOLOMON, Jeffre	.	.	.	.	.
CATO-BISHOP, Da	.	.	.	.	.

# 2015 GAME RECAPS

## Game 11

LA KISS @ San Jose SaberCats  
June 13<sup>th</sup>, 2015

Scores	1	2	3	4	OT	FINAL
Los Angeles	0	21	7	14	6	48
San Jose	7	21	0	14	0	42
TEAM TOTALS	LA		SJ			
FIRST DOWNS	17		19			
Rushing	1		5			
Passing	14		11			
Penalty	2		3			
NET YARDS RUSHING	1		49			
Rushing Attempts	6		7			
Average Per Rush	0.2		7.0			
Rushing Touchdowns	0		1			
NET YARDS PASSING	263		292			
Completions-Attempts INT	23-42-1		20-42-3			
Average Per Pass	5.8		7.0			
Average Per Completion	11.4		14.6			
Passing Touchdowns	5		5			
TOTAL OFFENSE YARDS	264		341			
Total Offensive Plays	54		54			
Average Per Play	4.9		6.3			
Fumbles: Number-Lost	1-0		3-2			
Penalties: Number-Lost	9-57		10-54			
KICKOFFS-YARDS	7-384		6-332			
Average Yards Per Kickoff	54.9		55.3			
Net Yards Per Kickoff	49.0		29.2			
Touchbacks	2		0			
MFG Returns: Numbers-Yards-TD	1-19-0		0-0-0			
Average Per Return	19.0		0.0			
Kickoff Returns: Numbers-Yds-TD	6-157-1		4-41-0			
Miscellaneous Yards	0		10			
Possession Time	35:26		30:31			
1 <sup>st</sup> Quarter	4:57		10:03			
2 <sup>nd</sup> Quarter	9:23		5:37			
3 <sup>rd</sup> Quarter	11:35		3:25			
4 <sup>th</sup> Quarter	8:15		6:45			
OT Quarter	1:16		4:41			
Third-Down Conversions	4 of 10		5 of 10			
Fourth-Down Conversions	1 of 6		2 of 4			
Red-Zone Scores-Chances	3-6		3-5			
Sacks By: Number-Yards	5-17		3-22			
PAT Kicks	6-6		6-6			
2-Point drop-kick PATs	0-0		0-0			
Field Goals	0-0		0-1			
4-Point drop kick FGs	0-0		0-0			
Touchdowns (Rush-Pass-Return)	0-5-2		1-5-0			

Kickoff time: 7:37  
End of Game: 10:37  
Total Elapsed Time: 3:00  
Referee: Bradley Brunet  
Umpire: Roger Stewart  
Linesman: Mark Bennett  
Line Judge: Terri Valenti  
Back Judge: Kevin Kieser

### LA KISS Upset League Leader and Win Consecutive Games

**San Jose**—The LA KISS (2-9) were able to withstand the San Jose's SaberCats' (11-1) potent offensive attack and win an overtime thriller by a score of 48 to 42. San Jose came into the game atop the AFL standings with an undefeated record.

In the first drive of the game the SaberCats took a 7-0 lead when **Erik Myer**, the SaberCats quarterback, threw a 31-yard touchdown pass to receiver **D.J. Stephens**. After the KISS drive sputtered when quarterback **Danny Southwick** was unable to convert a fourth and goal pass attempt, the SaberCats had a chance to take a two score lead. They did not capitalize on this opportunity when **Nich Pertuit** missed a 20-yard field goal attempt.

The second quarter was epic! 42 points were scored in the quarter with both teams scoring three times. It all started with a 3-yard touchdown pass from Danny Southwick to **Austin Franklin**. The SaberCats countered with scores on consecutive drives to take a 14-point lead.

The last minute of the half was one of the most exciting minutes of play the KISS have seen all season; it began with Southwick tossing another 3-yard touchdown pass to Austin Franklin. A failed onside attempt by KISS kicker **Andre Heidari** put the SaberCats into a perfect position to score before the half. They did just that, scoring on a 1-yard rush by **Odie Armstrong**; the drive took only 22 seconds. Since there was only 29 seconds left on the clock, there is no doubt the SaberCats were confident they would take a 14 point lead into the half. This confidence was erased when **Laron Scott** returned the Pertuit kick-off 54-yard for a touchdown. Following the touchdown the SaberCats drove down 44 yards down the field in only 12 seconds and were in the red zone when **Josh Victorian** intercepted the Myer pass on the 4 yard-line and no time left on the clock. At halftime the Sabercats lead the KISS by a score of 28 to 21.

The KISS scored the third quarter's only points on a Southwick 8 yard touchdown pass to **Donovan "Captain" Morgan**. To start the fourth quarter, **Rayshaun Kizer** returned a 19- yard interception for a touchdown and gave the KISS their first lead of the game. After the defensive touchdown the SaberCats and KISS traded a pair of touchdowns, and going into the final possession of the game, the KISS continued to lead by a touchdown. The home team had an 11 play 46-yard drive that was topped off by a 4-yard touchdown pass while the game clock expired. At the end of the fourth quarter the game was tied! The KISS and SaberCats were going to overtime!

The SaberCats turned over the ball after an incomplete pass attempt on 4<sup>th</sup> and 22. On the second play of the following possession, Southwick threw a 16-yard game-winning touchdown pass to Demarco Sampson! The KISS had completed an upset of the undefeated San Jose SaberCats!

# 2015 GAME RECAPS

## Scoring Summary

LAK-SJS

1 <sup>st</sup>	10:59	SJS	STEPHENS, D.J. 31 yd pass from MEYER, Erik (PERTUIT, Nich kick)	
			6 plays, 42 yards, TOP 4:01	0-7
2 <sup>nd</sup>	10:46	LAK	GOARD, Tyrone 3 yd pass from SOUTHWICK, Dann (HEIDARI, Andre kick)	
			9 plays, 30 yards, TOP 5:36	7-7
	07:53	SJS	GRAY, Reggie 3 yd pass from MEYER, Erik (PERTUIT, Nich kick)	
			4 plays, 48 yards, TOP 2:22	7-14
	03:48	SJS	GRAY, Reggie 13 yd pass from MEYER, Erik (PERTUIT, Nich kick)	
			2 plays, 24 yards, TOP 1:29	7-21
	00:51	LAK	GOARD, Tyrone 3 yd pass from SOUTHWICK, Dann (HEIDARI, Andre kick)	
			4 plays, 44 yards, TOP 2:18	14-21
	00:29	SJS	ARMSTRONG, Odie 1 yd run (PERTUIT, Nich kick)	
			3 plays, 11 yards, TOP 0:22	14-28
	00:19	LAK	SCOTT, Laron 54 yd kickoff return (HEIDARI, Andre kick)	
				21-28
3 <sup>rd</sup>	01:18	LAK	MORGAN, Donovan 8 yd pass from SOUTHWICK, Dann (HEIDARI, Andre kick)	
			4 plays, 2 yards, TOP 2:03	28-28
4 <sup>th</sup>	08:39	LAK	KIZER, Rayshaun 19 yd interception return (HEIDARI, Andre kick)	
				35-28
	06:11	SJS	KELLEY, Jeremy 10 yd pass from MEYER, Erik (PERTUIT, Nich kick)	
			3 plays, 30 yards, TOP 1:28	35-35
	03:37	LAK	MORGAN, Donovan 29 yd pass from SOUTHWICK, Dann (HEIDARI, Andre kick)	
			3 plays, 42 yards, TOP 2:02	42-35
	00:00	SJS	GRAY, Reggie 4 yd pass from MEYER, Erik (PERTUIT, Nich kick)	
			11 plays, 46 yards, TOP 2:48	42-42
OT	09:03	LAK	SAMPSON, DeMarc 16 yd pass from SOUTHWICK, Dann	
			2 plays, 16 yards, TOP 1:16	48-42

RUSHING	NO	GAIN	LOSS	NET	TD	LONG	AVG
ANDERSON, Chad	2	5	0	5	0	3	2.5
SOUTHWICK, Dann	1	1	0	1	0	1	1.0
SAMPSON, DeMarc	1	0	1	-1	0	0	-1.0
GILMORE, J.T.	2	1	5	-4	0	1	-2.0
<b>TOTAL</b>	<b>6</b>	<b>7</b>	<b>6</b>	<b>1</b>	<b>0</b>	<b>3</b>	<b>0.2</b>

PASSING	CMP-ATT-INT	YDS	TD	Long	Sack
SOUTHWICK, Dann	23-45-1	285	5	41	3
TEAM	0-0-0	-22	0	0	0
<b>TOTAL</b>	<b>23-45-1</b>	<b>263</b>	<b>5</b>	<b>41</b>	<b>3</b>

Receiving	NO	YDS	TD	LG
MORGAN, Donovan	9	143	2	41
SAMPSON, DeMarc	8	106	1	28
Gilson, Tom	3	22	0	13
GOARD, Tyrone	2	6	2	3
PARKER, Anthony	1	8	0	8
<b>TOTAL</b>	<b>23</b>	<b>285</b>	<b>5</b>	<b>41</b>

ALL RETURNS	MFG NO	YDS	LG	KO NO	YDS	LG	INT NO	YDS	LG
SCOTT, Laron	0	0	0	6	157	54	0	0	0
VICTORIAN, JOSH	1	19	19	0	0	0	1	17	17
KIZER, Rayshaun	0	0	0	0	0	0	2	32	19
<b>TOTAL</b>	<b>1</b>	<b>19</b>	<b>19</b>	<b>6</b>	<b>157</b>	<b>54</b>	<b>3</b>	<b>49</b>	<b>19</b>

ALL PURPOSE	RUSH	REC	KR	FGR	IR	Total
SCOTT, Laron	0	0	157	0	0	157
MORGAN, Donovan	0	143	0	0	0	143
SAMPSON, DeMarc	-1	106	0	0	0	105
VICTORIAN, Josh	0	0	0	19	17	36
KIZER, Rayshaun	0	0	0	0	32	32
GILSON, Tom	0	22	0	0	0	22
PARKER, Anthony	0	8	0	0	0	8
GOARD, Tyrone	0	6	0	0	0	6
ANDERSON, Chad	5	0	0	0	0	5
SOUTHWICK, Dann	1	0	0	0	0	1
GILMORE, J.T.	-4	0	0	0	0	-4
<b>TOTAL</b>	<b>1</b>	<b>285</b>	<b>157</b>	<b>19</b>	<b>49</b>	<b>511</b>

KICKOFFS	NO	YDS	TB	OB	AVG
HEIDARI, Andre	7	384	2	1	54.9

DEFENSE	TACKLES			FUMBLES		
	SOLO	AST	TOT	TFL/YDS	FF	FR-YDS
KIZER, Rayshaun	9	.	9.0	.	.	.
BOYLE, Shaun	3	.	3.0	1.0/3	1	.
HARRELL, Logan	3	.	3.0	2.0/8	.	.
GILMORE, J.T.	3	.	3.0	1.0/3	1	1-0
SCOTT, Laron	2	.	2.0	.	.	.
DILLON, Antron	1	1	1.5	1.0/6	.	.
CATO-BISHOP, Da	1	1	1.5	.	.	1-0
VICTORIAN, Josh	1	.	1.0	.	.	.
SAMPSON, DeMarc	1	.	1.0	.	.	.
GOARD, Tyrone	1	.	1.0	.	.	.
TUIHALAMAKA, Si	1	.	1.0	.	.	.
MORGAN, Donovan	1	.	1.0	.	.	.

DEFENSE	INT-YDS	BRUP	BLKD	SACK/YDS	QBH
KIZER, Rayshaun	2-32	.	.	.	.
BOYLE, Shaun	.	1	.	.	1
HARRELL, Logan	.	.	.	2.0/8	.
GILMORE, J.T.	.	.	.	2.0/3	1
SCOTT, Laron	.	1	.	.	.
DILLON, Antron	.	.	.	1.0/6	.
CATO-BISHOP, Da	.	1	.	.	.
VICTORIAN, Josh	1-17	1	.	.	.
SAMPSON, DeMarc	.	.	.	.	.
GOARD, Tyrone	.	.	.	.	.
TUIHALAMAKA, Si	.	.	.	.	1
MORGAN, Donovan	.	.	.	.	.



# 2015 GAME RECAPS

## Game 12

LA KISS vs. Philadelphia Soul  
June 20<sup>th</sup>, 2015

Scores	1	2	3	4	OT	FINAL
Philadelphia	21	7	14	14	-	56
Los Angeles	7	21	13	7	-	48

TEAM TOTALS	PHI	LA
FIRST DOWNS	18	17
Rushing	2	2
Passing	14	11
Penalty	2	4
NET YARDS RUSHING	39	30
Rushing Attempts	8	8
Average Per Rush	4.9	3.8
Rushing Touchdowns	1	0
NET YARDS PASSING	268	233
Completions-Attempts INT	19-30-1	18-33-1
Average Per Pass	8.9	7.1
Average Per Completion	14.1	12.9
Passing Touchdowns	6	6
TOTAL OFFENSE YARDS	307	263
Total Offensive Plays	38	44
Average Per Play	8.1	6.0
Fumbles: Number-Lost	0-0	0-0
Penalties: Number-Lost	8-63	6-55
KICKOFFS-YARDS	7-399	7-404
Average Yards Per Kickoff	57.0	57.7
Net Yards Per Kickoff	45.0	47.9
Touchbacks	3	4
MFG Returns: Numbers-Yards-TD	0-0-0	0-0-0
Average Per Return	0.0	0.0
Kickoff Returns: Numbers-Yds-TD	3-69-0	4-84-0
Miscellaneous Yards	0	0
Possession Time	30:46	29:14
1 <sup>st</sup> Quarter	6:58	8:02
2 <sup>nd</sup> Quarter	8:42	6:18
3 <sup>rd</sup> Quarter	6:36	8:24
4 <sup>th</sup> Quarter	8:30	6:30
Third-Down Conversions	5 of 7	3 of 8
Fourth-Down Conversions	0 of 1	2 of 4
Red-Zone Scores-Chances	3-5	3-4
Sacks By: Number-Yards	3-8	0-0
PAT Kicks	8-8	6-6
2-Point drop-kick PATs	0-0	0-0
Field Goals	0-0	0-0
4-Point drop kick FGs	0-0	0-0
Touchdowns (Rush-Pass-Return)	1-6-1	0-6-1

Kickoff time: 8:00  
End of Game: 10:36  
Total Elapsed Time: 2:36  
Referee John Love  
Umpire: Al Granado  
Linesman: Andy Warner  
Line Judge: Terri Valenti  
Back Judge: Craig Falkner

### LA KISS STRUGGLE TO KEEP LEAD AGAINST PHILADELPHIA SOUL

**Anaheim-** The LA KISS have flipped the script on their 2015 season and proven they can compete with the best AFL teams in the league. After securing their first win of the season against the Portland Thunder, the KISS traveled to San Jose and beat the undefeated SaberCats. Then they took on the top ranked Philadelphia Soul and gave them a run for their money. The dynamic duo of Danny Southwick and Donovan Morgan continued to thrive as they connected for four touchdown passes. Southwick would finish the night with 241 yards passing and six touchdowns, while Morgan racked up six receptions for 107 yards. The defense also stepped up as Rayshaun Kizer collected eight tackles and Josh Victorian tallied a 52-yard interception. However father time proved to be the KISS's biggest nemesis and they were unable to recover an onside kick with 42 seconds remaining, leaving the final score 56-48 in favor of the Soul.

#### Postgame Awards:

**J Lewis Small AFL Playmaker:** Donovan Morgan

**Cutter's Catch of the Game:** Donovan Morgan

**Spalding Highlight of the Game:** Josh Victorian's 52-yard interception return for a touchdown

Now the KISS (2-10) look to their next challenge in the defending Champion and division leading Arizona Rattlers (10-2). This is the second matchup of the season between the two franchises with Arizona winning the first game 68-30. Also the Rattlers are currently riding a six game winning streak where they have been handedly beating their opponents. However the KISS have come a long way since the April contest and look to show the Rattlers that this time the final score will be in their favor.

If you took one thing away from LA KISS CEO Joe Windham's address of the fans before the game, it's that this team is a family and this family needs their fans to succeed. So continue to yell as loud as you can, continue to stomp your feet, continue to jam on your air guitar and most importantly continue to prove that the LA KISS have the best fans in the AFL. Remember all is fair in love, war and LA KISS football.

# 2015 GAME RECAPS

## Scoring Summary PHI - LAK

1 <sup>st</sup>	12:49	PHI	BINFORD, Harvey 36 yd pass from RAUDABAUGH, Dan (FREVERT, Tommy kick)	
			3 plays, 36 yards, TOP 2:11	7-0
10:22	LAK	SAMPSON, DeMarc 37 yd pass from SOUTHWICK, Dann (HEIDARI, Andre kick)		
			3 plays, 45 yards, TOP 1:34	7-7
06:48	PHI	MCDANIEL, Ryan 12 yd pass from RAUDABAUGH, Dan (FREVERT, Tommy kick)		
			4 plays, 45 yards, TOP 2:42	14-7
04:54	PHI	RICHARDSON, Ken 46 yd interception return (FREVERT, Tommy kick)		
				21-7
2 <sup>nd</sup>	12:00	LAK	MORGAN, Donovan 4 yd pass from SOUTHWICK, Dann (HEIDARI, Andre kick)	
			9 plays, 30 yards, TOP 7:24	21-14
07:27	LAK	MORGAN, Donovan 42 yd pass from SOUTHWICK, Dann (HEIDARI, Andre kick)		
			2 plays, 48 yards, TOP 0:53	21-21
02:40	PHI	OUTLAW, Lonnie 20 yd pass from RAUDABAUGH, Dan (FREVERT, Tommy kick)		
			4 plays, 46 yards, TOP 3:44	28-21
00:05	LAK	PARKER, Anthony 5 yd pass from SOUTHWICK, Dann (HEIDARI, Andre kick)		
			6 plays, 47 yards, TOP 0:49	28-28
3 <sup>rd</sup>	11:22	PHI	TAGGART, Tommy 4 yd run (FREVERT, Tommy kick)	
			2 plays, 12 yards, TOP 1:01	35-28
08:23	LAK	MORGAN, Donovan 33 yd pass from SOUTHWICK, Dann (SOUTHWICK, Dann pass failed)		
			2 plays, 47 yards, TOP 2:57	35-34
05:01	LAK	VICTORIAN, Josh 52 yd interception return (HEIDARI, Andre kick)		
				35-41
02:23	PHI	THOMAS, Marco 8 yd pass from RAUDABAUGH, Dan (FREVERT, Tommy kick)		
			3 plays, 45 yards, TOP 1:42	42-41
4 <sup>th</sup>	08:18	PHI	THOMAS, Marco 2 yd pass from RAUDABAUGH, Dan (FREVERT, Tommy kick)	
			5 plays, 36 yards, TOP 3:07	49-41
04:33	PHI	THOMAS, Marco 10 yd pass from RAUDABAUGH, Dan (FREVERT, Tommy kick)		
			5 plays, 35 yards, TOP 2:56	56-41
00:42	LAK	MORGAN, Donovan 6 yd pass from SOUTHWICK, Dann (HEIDARI, Andre kick)		
			8 plays, 47 yards, TOP 2:55	56-48

RUSHING	NO	GAIN	LOSS	NET	TD	LONG	AVG
SOUTHWICK, Dann	3	17	0	17	0	11	5.7
MASON, Miles	1	10	0	10	0	10	10.0
ANDERSON, Chad	3	6	0	6	0	4	2.0
SAMPSON, DeMarc	1	0	3	-3	0	0	-3.0
<b>TOTAL</b>	<b>8</b>	<b>33</b>	<b>3</b>	<b>30</b>	<b>0</b>	<b>11</b>	<b>3.8</b>

PASSING	CMP-ATT-INT	YDS	TD	Long	Sack
SOUTHWICK, Dann	18-33-1	241	6	42	3
TEAM	0-0-0	-8	0	0	0
<b>TOTAL</b>	<b>18-33-1</b>	<b>233</b>	<b>6</b>	<b>42</b>	<b>3</b>

Receiving	NO	YDS	TD	LG
MORGAN, Donovan	6	107	4	42
SAMPSON, DeMarc	6	80	1	37
GILSON, Tom	3	35	0	26
GOARD, Tyrone	1	10	0	10
PARKER, Anthony	1	5	1	5
BOYLE, Shaine	1	4	0	4
<b>TOTAL</b>	<b>18</b>	<b>241</b>	<b>6</b>	<b>42</b>

ALL RETURNS	MFG NO	YDS	LG	KO NO	YDS	LG	INT NO	YDS	LG
SCOTT, Laron	0	0	0	4	84	33	0	0	0
VICTORIAN, Josh	0	0	0	0	0	0	1	52	52
<b>TOTAL</b>	<b>0</b>	<b>0</b>	<b>0</b>	<b>4</b>	<b>84</b>	<b>33</b>	<b>1</b>	<b>52</b>	<b>52</b>

ALL PURPOSE	RUSH	REC	KR	FGR	IR	Total
MORGAN, Donovan	0	107	0	0	0	107
SCOTT, Laron	0	0	84	0	0	84
SAMPSON, DeMarc	-3	80	0	0	0	77
VICTORIAN, Josh	0	0	0	0	52	52
GILSON, Tom	0	35	0	0	0	35
SOUTHWICK, Dann	17	0	0	0	0	17
MASON, Miles	10	0	0	0	0	10
GOARD, Tyrone	0	10	0	0	0	10
ANDERSON, Chad	6	0	0	0	0	6
PARKER, Anthony	0	5	0	0	0	5
BOYLE, Shaine	0	4	0	0	0	4
<b>TOTAL</b>	<b>30</b>	<b>241</b>	<b>84</b>	<b>0</b>	<b>52</b>	<b>407</b>

KICKOFFS	NO	YDS	TB	OB	AVG
HEIDARI, Andre	7	404	4	0	57.7

DEFENSE	TACKLES			FUMBLES		
	SOLO	AST	TOT	TFL/YDS	FF	FR-YDS
KIZER, Rayshaun	8	.	8.0	1.0/1	.	.
VICTORIAN, Josh	4	.	4.0	.	.	.
DILLON, Antron	3	.	3.0	.	.	.
SCOTT, Laron	2	.	2.0	.	.	.
HEIDARI, Andre	2	.	2.0	.	.	.
CATO_BISHOP, Da	1	1	1.5	.	.	.
HARRELL, Logan	1	.	1.0	.	.	.
BOYLE, Shaine	1	.	1.0	.	.	.
TEVAGA, Shannon	.	1	0.5	.	.	.

DEFENSE	INT-YDS	BRUP	BLKD	SACK/YDS	QBH
KIZER, Rayshaun	1-52	.	.	.	.
VICTORIAN, Josh	.	.	.	.	.
DILLON, Antron	.	.	.	.	.
SCOTT, Laron	.	.	.	.	.
HEIDARI, Andre	.	.	.	.	.
CATO_BISHOP, Da	.	.	.	.	.
HARRELL, Logan	.	.	.	.	.
BOYLE, Shaine	.	.	.	.	.
TEVAGA, Shannon	.	.	.	.	.

# 2015 GAME RECAPS

## Game 13

LA KISS vs. Arizona Rattlers  
June 27<sup>th</sup>, 2015

Scores	1	2	3	4	OT	FINAL
Arizona	14	21	14	0	-	49
Los Angeles	6	12	10	15	-	43

TEAM TOTALS	ARI	LA
FIRST DOWNS	19	19
Rushing	1	0
Passing	14	13
Penalty	4	6
NET YARDS RUSHING	5	0
Rushing Attempts	4	2
Average Per Rush	1.2	0.0
Rushing Touchdowns	1	0
NET YARDS PASSING	244	319
Completions-Attempts INT	21-32-0	18-38-1
Average Per Pass	7.6	8.4
Average Per Completion	11.6	17.7
Passing Touchdowns	5	6
TOTAL OFFENSE YARDS	249	319
Total Offensive Plays	36	40
Average Per Play	6.9	8.0
Fumbles: Number-Lost	1-1	0-0
Penalties: Number-Lost	14-106	13-122
KICKOFFS-YARDS	7-397	7-401
Average Yards Per Kickoff	56.7	57.3
Net Yards Per Kickoff	46.0	35.0
Touchbacks	1	1
MFG Returns: Numbers-Yards-TD	0-0-0	0-0-0
Average Per Return	0.0	0.0
Kickoff Returns: Numbers-Yds-TD	6-156-1	6-75-0
Miscellaneous Yards	-2	0
Possession Time	22:02	37:58
1 <sup>st</sup> Quarter	9:50	5:10
2 <sup>nd</sup> Quarter	3:17	11:43
3 <sup>rd</sup> Quarter	3:44	11:16
4 <sup>th</sup> Quarter	5:11	9:49
Third-Down Conversions	1 of 4	0 of 6
Fourth-Down Conversions	2 of 2	3 of 4
Red-Zone Scores-Chances	4-5	4-4
Sacks By: Number-Yards	0-0	0-0
PAT Kicks	7-7	2-4
2-Point drop-kick PATs	0-0	0-0
Field Goals	0-0	1-1
4-Point drop kick FGs	0-0	0-0
Touchdowns (Rush-Pass-Return)	1-5-1	0-6-0

Kickoff time: 7:00  
End of Game: 9:50  
Total Elapsed Time: 2:50  
Referee Scott Campbell  
Umpire: Roger Stewart  
Linesman: Rod Ammari  
Line Judge: Brent Bauman  
Back Judge: Mearl Robinson

## LA KISS COMES OUT SHORT AGAINST THE ARIZONA RATTLERS

**Anaheim-** There is no doubt the KISS have improved tremendously over the past couple of months; one example of this progress is how the KISS played the Rattlers, their division leaders, in April, compared to last game's matchup. In April the defending Arena Bowl champions handily defeated the KISS by a score of 68-30; last game these two rivals participated in an extremely close contest that was decided by only 6 points and went down to the final play of the game. Even though the KISS lost by a score of 49-43 it is evident they can compete with anyone.

One of the key improvements for the KISS has been on the defensive side of the ball. Last game, **Rayshaun Kizer** and **Laron Scott** combined for a total of 9 tackles. **Tom Gilson**, who was inserted into the defensive backfield due to injury, recovered a Rattlers' fumble late in the fourth quarter that kept the KISS in the game. On the other side of the ball, the KISS offense fired on all cylinders, quarterback **Danny Southwick** threw for 311 yards and 5 touchdowns. Southwick continued to perform at the highest level with his favorite receiver **Donovan Morgan**; the "Captain" caught 9 receptions and four touchdowns. The dynamic duo of Southwick and Morgan was epitomized when they connected for a 48-yard touchdown pass.

Late in the fourth quarter Danny Southwick left the game due to injury. Backup quarterback **Joe Clancy** entered the game and immediately made his presence felt; he followed his touchdown pass by converting a two-point conversion.

# 2015 GAME RECAPS

## Scoring Summary

ARI - LAK

1 <sup>st</sup>	10:58	ARI	MORGAN, Donovan 3 yd pass from MCPHERSON, Adri (SPENCER, Kenny kick failed)	4 plays, 37 yards, TOP 3:19	7-0
	03:17	ARI	ROWLEY, Kyle 1 yd run (BEESON, Brady kick)	3 plays, 19 yards, TOP 1:30	14-0
	00:29	LAK	MCPHERSON, Adri 19 yd run (SPENCER, Kenny kick)	4 plays, 43 yards, TOP 2:22	14-6
2 <sup>nd</sup>	11:39	ARI	LACEY, V'Keon 3 yd pass from ROWLEY, Kyle (BEESON, Brady kick)	7 plays, 14 yards, TOP 5:13	21-6
	07:45	ARI	SPENCER, Kenny 31 yd field goal	6 plays, 25 yards, TOP 5:13 16 - 14	28-6
	02:35	LAK	BROOKS, Duane 6 yd pass from ROWLEY, Kyle (BEESON, Brady kick)	5 plays, 40 yards, TOP 2:29	28-12
	00:56	ARI	MORGAN, Donovan 19 yd pass from MCPHERSON, Adri (SPENCER, Kenny kick)	6 plays, 42 yards, TOP 0:50	35-12
	00:42	LAK			35-18
3 <sup>rd</sup>	05:22	LAK	51HOWARD, Jamar 28 yd pass from ROWLEY, Kyle (BEESON, Brady kick)	7 plays, 45 yards, TOP 5:34	35-21
	03:19	ARI	MORGAN, Donovan 15 yd pass from MCPHERSON, Adri (SPENCER, Kenny kick)	4 plays, 22 yards, TOP 2:13	42-21
	01:17	LAK	HOWARD, Jamar 9 yd pass from ROWLEY, Kyle (BEESON, Brady kick)	2 plays, 19 yards, TOP 0:53	42-28
	00:24	ARI			49-28
4 <sup>th</sup>	11:44	LAK	HOWARD, Jamar 23 yd pass from ROWLEY, Kyle (BEESON, Brady kick)	3 plays, 44 yards, TOP 2:21	49-35
	03:27	LAK	LEWIS, Thyron 19 yd pass from MCPHERSON, Adri (SPENCER, Kenny kick)	7 plays, 35 yards, TOP 4:31	49-43

## RUSHING

	NO	GAIN	LOSS	NET	TD	LONG	AVG
SOUTHWICK, Dann	1	2	0	2	0	2	2.0
SAMPSON, DeMarc	1	0	2	-2	0	0	-2.0
<b>TOTAL</b>	<b>2</b>	<b>2</b>	<b>2</b>	<b>0</b>	<b>0</b>	<b>2</b>	<b>0.0</b>

## PASSING

	CMP	ATT	INT	YDS	TD	Long	Sack
SOUTHWICK, Dann	17	33	1	311	5	48	0
CLANCY, Joe	1	5	0	8	1	8	0
<b>TOTAL</b>	<b>18</b>	<b>38</b>	<b>1</b>	<b>319</b>	<b>6</b>	<b>48</b>	<b>0</b>

## Receiving

	NO	YDS	TD	LG
MORGAN, Donovan	9	177	4	48
SAMPSON, DeMarc	5	82	2	30
GILSON, Tom	3	42	0	33
GOARD, Tyrone	1	18	0	18
<b>TOTAL</b>	<b>18</b>	<b>319</b>	<b>6</b>	<b>48</b>

## ALL RETURNS

	MFG NO	YDS	LG	KO NO	YDS	LG	INT NO	YDS	LG
SAMPSON, DeMarco	0	0	0	3	40	15	0	0	0
SCOTT, Laron	0	0	0	3	35	21	0	0	0
<b>TOTAL</b>	<b>0</b>	<b>0</b>	<b>0</b>	<b>6</b>	<b>75</b>	<b>21</b>	<b>0</b>	<b>0</b>	<b>0</b>

## ALL PURPOSE

	RUSH	REC	KR	FGR	IR	Total
MORGAN, Donovan	0	177	0	0	0	177
SAMPSON, DeMarc	-2	82	40	0	0	120
GILSON, Tom	0	42	0	0	0	42
SCOTT, Laron	0	0	35	0	0	35
GOARD, Tyrone	0	18	0	0	0	18
SOUTHWICK, Dann	2	0	0	0	0	2
<b>TOTAL</b>	<b>0</b>	<b>319</b>	<b>75</b>	<b>0</b>	<b>0</b>	<b>394</b>

## KICKOFFS

	NO	YDS	TB	OB	AVG
HEIDARI, Andre	7	401	1	0	57.3

## DEFENSE

	TACKLES			FUMBLES		
	SOLO	AST	TOT	TFL/YDS	FF	FR-YDS
SCOTT, Laron	4	.	4.0	.	.	.
KIZER, Rayshaun	3	2	4.0	.	.	.
BROWN, Nekos	3	.	3.0	1.0/1	.	.
VICTORIAN, Josh	2	1	2.5	.	.	.
SAMPSON, DeMarc	2	.	2.0	.	.	.
MORGAN, Donovan	2	.	2.0	.	.	.
BOYLE, Shaine	1	2	2.0	.	.	.
GILSON, Tom	1	.	1.0	.	.	1-0
CLANCY, Joe	1	.	1.0	.	.	.
GOARD, Tyrone	1	.	1.0	.	.	.
DALEY, Brenden	.	2	1.0	.	.	.
GILMORE, J.T.	.	1	0.5	.	.	.
CATO-BISHOP, Da	.	.	.	.	.	.

## DEFENSE

	INT-YDS	BRUP	BLKD	SACK/YDS	QBH
SCOTT, Laron	.	.	.	.	.
KIZER, Rayshaun	.	3	.	.	.
BROWN, Nekos	.	.	.	.	.
VICTORIAN, Josh	.	.	.	.	.
SAMPSON, DeMarc	.	.	.	.	.
MORGAN, Donovan	.	.	.	.	.
BOYLE, Shaine	.	.	.	.	.
GILSON, Tom	.	.	.	.	.
CLANCY, Joe	.	.	.	.	.
GOARD, Tyrone	.	.	.	.	.
DALEY, Brenden	.	.	.	.	.
GILMORE, J.T.	.	.	.	.	.
CATO-BISHOP, Da	.	1	.	.	2

# 2015 GAME RECAPS

## Game 14

LA KISS vs. Spokane Shock  
July 12<sup>th</sup>, 2015

Scores	1	2	3	4	OT	FINAL
Spokane	0	0	21	7	-	28
Los Angeles	14	14	0	6	-	34

TEAM TOTALS	SPO	LA
FIRST DOWNS	18	19
Rushing	4	3
Passing	13	14
Penalty	1	2
NET YARDS RUSHING	45	41
Rushing Attempts	9	12
Average Per Rush	5.0	3.4
Rushing Touchdowns	1	1
NET YARDS PASSING	231	211
Completions-Attempts INT	18-39-1	21-31-0
Average Per Pass	5.9	6.8
Average Per Completion	12.8	10.0
Passing Touchdowns	2	4
TOTAL OFFENSE YARDS	276	252
Total Offensive Plays	48	44
Average Per Play	5.8	5.7
Fumbles: Number-Lost	0-0	2-1
Penalties: Number-Lost	10-63	5-32
KICKOFFS-YARDS	5-278	6-342
Average Yards Per Kickoff	55.6	57.0
Net Yards Per Kickoff	47.6	47.2
Touchbacks	2	3
MFG Returns: Numbers-Yards-TD	0-0-0	0-0-0
Average Per Return	0.0	0.0
Kickoff Returns: Numbers-Yds-TD	4-59-0	2-40-0
Miscellaneous Yards	14	-6
Possession Time	29:41	30:19
1 <sup>st</sup> Quarter	7:29	7:31
2 <sup>nd</sup> Quarter	7:55	7:05
3 <sup>rd</sup> Quarter	7:52	7:08
4 <sup>th</sup> Quarter	6:25	8:35
Third-Down Conversions	5 of 9	5 of 8
Fourth-Down Conversions	1 of 3	1 of 1
Red-Zone Scores-Chances	0-2	2-4
Sacks By: Number-Yards	1-3	0-0
PAT Kicks	4-4	4-5
2-Point drop-kick PATs	0-0	0-0
Field Goals	0-0	0-2
4-Point drop kick FGs	0-0	0-0
Touchdowns (Rush-Pass-Return)	1-2-1	1-4-0

Kickoff time: 3:00  
End of Game: 5:33  
Total Elapsed Time: 2:33  
Referee Dave Cutaia  
Umpire: Al Granado  
Linesman: Kenny Leffle  
Line Judge: Terri Valenti  
Back Judge: Kevin Kieser

**Anaheim-** The score of the contest, which was 34-28, did not indicate the extent that the KISS outplayed the Shock on both offense and defense. The KISS dominance began on the first play of the game when quarterback **Danny Southwick** completed a 31-yard pass to **Tom Gilson**. Three plays later, the KISS scored a touchdown when Southwick and Gilson reconnected for a 3-yard touchdown pass. After the KISS defense ended the Shock's drive with **Josh Victorian** interception, **Donovan "Captain" Morgan** caught a 14-yard touchdown pass to extend the lead to 14 at the end of the first quarter.

Resulting from the Victorian interception and two 4<sup>th</sup> and goal defensive stands, the KISS defense did not let the Shock score during the entire first half. Southwick tossed two more touchdowns in the second quarter; this included an 18-yard pass to **Tyrone Goad** that was featured as number 5 on Sports Center's Top 10 Plays. The halftime scoreboard had the KISS leading the Shock 28 to 0!

During the second half, the KISS had some costly mistakes that cost them most of their lead. The first mistake was happened with the **Andre Heidari** field goal attempt, which would have made the game a four score game, was blocked. Later in the quarter, Southwick fumbled when he was sacked in the end zone. The Shock recovered the ball in the end zone for a touchdown; the Shock scored two other touchdowns during the quarter, just like that the lead was diminished to 7 at the end of the third.

In the fourth quarter, the KISS defense was able to overcome two more special team mistakes, including a missed point after attempt and a blocked field goal, when they stopped the Shock on the final play of the game!

# 2015 GAME RECAPS

## Scoring Summary SPO- LAK

1 <sup>st</sup>	12:17	LAK	GILSON, Tom 3 yd pass from SOUTHWICK, Dann (HEIDARI, Andre kick)	4 plays, 33 yards, TOP 2:43	0-7
	04:22	LAK	MORGAN, Donovan 14 yd pass from SOUTHWICK, Dann (HEIDARI, Andre kick)	5 plays, 25 yards, TOP 2:56	0-14
2 <sup>nd</sup>	09:02	LAK	GOARD, Tyrone 18 yd pass from SOUTHWICK, Dann (HEIDARI, Andre kick)	4 plays, 30 yards, TOP 2:37	0-21
	00:08	LAK	SAMPSON, DeMarc 8 yd pass from SOUTHWICK, Dann (HEIDARI, Andre kick)	9 plays, 47 yards, TOP 3:40	0-28
3 <sup>rd</sup>	13:16	SPO	TRUESDELL, Nick 12 yd pass from NELSON, Arvell (ROWAN, Taylor kick)	4 plays, 45 yards, TOP 1:38	34 7-28
	03:20	SPO	SAMBRANO, Jabin 22 yd pass from NELSON, Arvell (ROWAN, Taylor kick)	7 plays, 48 yards, TOP 4:22	14-28
	02:15	SPO	RUFFIN, James 0 yd fumble recovery (ROWAN, Taylor kick)		21-28
4 <sup>th</sup>	13:45	LAK	MASON, Miles 15 yd run (HEIDARI, Andre kick failed)	6 plays, 45 yards, TOP 2:55	21-34
	07:36	SPO	NELSON, Arvell 14 yd run (ROWAN, Taylor kick)	7 plays, 41 yards, TOP 5:04	28-34

RUSHING	NO	GAIN	LOSS	NET	TD	LONG	AVG
MASON, Miles	3	25	0	25	1	15	8.3
ANDERSON, Chad	3	14	0	14	0	9	4.7
SAMPSON, DeMarc	1	5	0	5	0	5	5.0
GILSON, Tom	1	0	1	-1	0	0	-1.0
SOUTHWICK, Dann	4	1	3	-2	0	1	-0.5
<b>TOTAL</b>	<b>12</b>	<b>45</b>	<b>4</b>	<b>41</b>	<b>1</b>	<b>15</b>	<b>3.4</b>

PASSING	CMP-ATT-INT	YDS	TD	Long	Sack
SOUTHWICK, Dann	21-31-0	214	4	31	1
TEAM	0-0-0	-3	0	0	0
<b>TOTAL</b>	<b>21-31-0</b>	<b>211</b>	<b>4</b>	<b>31</b>	<b>1</b>

Receiving	NO	YDS	TD	LG
SAMPSON, DeMarc	6	60	1	21
GOARD, Tyrone	5	58	1	18
MORGAN, Donovan	5	44	1	14
GILSON, Tom	4	48	1	31
Anderson, Chad	1	4	0	4
<b>TOTAL</b>	<b>21</b>	<b>214</b>	<b>4</b>	<b>31</b>

ALL RETURNS	MFG NO	YDS	LG	KO NO	YDS	LG	INT NO	YDS	LG
SAMPSON, DeMarco	0	0	0	2	40	23	0	0	0
VICTORIAN, Josh	0	0	0	0	0	0	1	14	14
<b>TOTAL</b>	<b>0</b>	<b>0</b>	<b>0</b>	<b>2</b>	<b>40</b>	<b>23</b>	<b>1</b>	<b>14</b>	<b>14</b>

ALL PURPOSE	RUSH	REC	KR	FGR	IR	Total
SAMPSON, DeMarc	5	60	40	0	0	105
GOARD, Tyrone	0	58	0	0	0	58
GILSON, Tom	-1	48	0	0	0	47
MORGAN, Donovan	0	44	0	0	0	44
MASON, Miles	25	0	0	0	0	25
Anderson, Chad	14	4	0	0	0	18
VICTORIAN, Josh	0	0	0	0	14	14
SOUTHWICK, Dann	-2	0	0	0	0	-2
<b>TOTAL</b>	<b>41</b>	<b>214</b>	<b>40</b>	<b>0</b>	<b>14</b>	<b>309</b>

KICKOFFS	NO	YDS	TB	OB	AVG
HEIDARI, Andre	6	342	3	0	57.0

DEFENSE	TACKLES			FUMBLES		
	SOLO	AST	TOT	TFL/YDS	FF	FR-YDS
KIZER, Rayshaun	9	2	10.0	0.5/1	.	.
VICTORIAN, Josh	4	2	5.0	0.5/0	.	.
BOYLE, Shaine	3	1	3.5	.	.	.
GILMORE, J.T.	3	.	3.0	1.0/3	.	.
BENTON, Ter'Ran	2	.	2.0	.	.	.
DILLON, Antron	1	2	2.0	.	.	.
GILSON, Tom	1	.	1.0	.	.	.
SAMPSON, DeMarc	.	1	0.5	.	.	.
BROWN, Nekos	.	1	0.5	.	.	.
CATO-BISHOP, Da	.	1	0.5	.	.	.

DEFENSE	INT-YDS	BRUP	BLKD	SACK/YDS	QBH
KIZER, Rayshaun	.	4	.	.	.
VICTORIAN, Josh	1-14	3	.	.	.
BOYLE, Shaine	.	1	.	.	.
GILMORE, J.T.	.	.	.	.	1
BENTON, Ter'Ran	.	.	.	.	.
DILLON, Antron	.	.	.	.	.
GILSON, Tom	.	.	.	.	.
SAMPSON, DeMarc	.	.	.	.	.
BROWN, Nekos	.	.	.	.	.
CATO-BISHOP, Da	.	.	.	.	1

# 2015 GAME RECAPS

## Game 15

LA KISS vs. Las Vegas Outlaws  
July 18<sup>th</sup>, 2015

Scores	1	2	3	4	OT	FINAL
Las Vegas	0	14	7	6	-	27
Los Angeles	7	16	7	7	-	37

TEAM TOTALS	LA	LV
FIRST DOWNS	15	17
Rushing	3	3
Passing	7	10
Penalty	5	4
NET YARDS RUSHING	20	41
Rushing Attempts	7	8
Average Per Rush	2.9	5.1
Rushing Touchdowns	2	1
NET YARDS PASSING	141	160
Completions-Attempts INT	15-33-1	18-31-1
Average Per Pass	4.3	5.2
Average Per Completion	9.4	8.9
Passing Touchdowns	2	3
TOTAL OFFENSE YARDS	161	201
Total Offensive Plays	42	42
Average Per Play	3.8	4.8
Fumbles: Number-Lost	0-0	0-0
Penalties: Number-Lost	7-54	12-106
KICKOFFS-YARDS	6-333	5-285
Average Yards Per Kickoff	55.5	57.0
Net Yards Per Kickoff	41.5	39.8
Touchbacks	3	1
MFG Returns: Numbers-Yards-TD	0-0-0	0-0-0
Average Per Return	0.0	0.0
Kickoff Returns: Numbers-Yds-TD	4-86-0	5-84-1
Miscellaneous Yards	0	0
Possession Time	32:05	27:55
1 <sup>st</sup> Quarter	10:04	4:56
2 <sup>nd</sup> Quarter	6:59	8:01
3 <sup>rd</sup> Quarter	7:27	7:33
4 <sup>th</sup> Quarter	7:35	7:25
Third-Down Conversions	3 of 8	4 of 8
Fourth-Down Conversions	1 of 4	2 of 4
Red-Zone Scores-Chances	3-4	2-3
Sacks By: Number-Yards	3-19	2-17
PAT Kicks	3-4	5-5
2-Point drop-kick PATs	0-0	0-0
Field Goals	0-0	0-0
4-Point drop kick FGs	0-0	0-0
Touchdowns (Rush-Pass-Return)	2-2-0	1-3-1

Kickoff time: 7:00  
End of Game: 9:41  
Total Elapsed Time: 2:41  
Referee: John Love  
Umpire: Al Granado  
Linesman: Andy Warner  
Line Judge: Terri Valenti  
Back Judge: Craig Falkner

### LA KISS OUTLAST THE OUTLAWS AND STAY IN PLAYOFF CONTENTION

**Anaheim-** The defense of the LA KISS (4-11) overwhelmed the Las Vegas Outlaw's (5-10-1) offensive attack as the KISS beat their former "Rock-Star" Rivals by a score of 37-27.

For the second straight week the KISS defense dominated the offense of their opponent for the majority of the game. This week the KISS defense shutout of the Outlaws during the first quarter, this dominance included a 4<sup>th</sup> and 2 stop in the red zone. Late in the first half, the KISS defense even helped out the offense and scored two points when **Darryl Cato-Bishop** sacked Outlaws quarterback **J.J. Raterink** in the end zone for an eleven-yard loss and a safety. This play ended up being Raterink's last snap of the game; Raterink was replaced **Dennis Havrilla** after completing just 9 out of 17 pass attempts.

During the second half, the KISS defense shut down Harvilla, limiting him to only 68 passing yards; he completed just thirty-eight percent of his passing attempts and threw for one touchdown.

To start the game, the KISS offense, lead by quarterback **Danny Southwick**, fired on all cylinders. During the first half the Outlaws were powerless against the KISS offensive attack—the KISS scored on every drive of the half. After a key fourth and five conversion, the KISS' first drive ended when fullback **Miles Mason** scored on a 3-yard touchdown run.

The KISS' second drive came down to a fourth and goal on Las Vegas' three-yard line. Coach Bob McMillen decided to bypass a field goal attempt and opted to leave Southwick and the rest of the offense on the field. This ended up being an exceptional decision as Southwick tossed a 3-yard touchdown pass to **Tyron Goard**. The KISS started their final drive of the first half with only 40 seconds left in the quarter. The drive ended when Southwick connected with **Demarco Sampson** for a 20-yard touchdown pass; the 41-yard drive only took 28 seconds.

Early in the second half, the KISS offense sputtered. The only points the KISS scored in the third quarter came from a 53-yard kick return touchdown by Demarco Sampson.

The lackluster second half by the KISS offense allowed the Outlaws to play their way back into the game. Late in the fourth quarter, the Outlaws had all of the momentum, were only down by three points, and were driving down the field. However, the KISS were able to stop the drive when **Rayshaun Kizer** intercepted a Havrilla pass attempt. This interception set up a Southwick to **Donovan Morgan** touchdown pass that extended the KISS lead to ten points and put the game out of reach.

# 2015 GAME RECAPS

## Scoring Summary LVO-LAK

1 <sup>st</sup>	08:29	LAK	MASON, Miles 3 yd run (HEIDARI, Andre kick)	0-7
			7 plays, 42 yards, TOP 3:59	
2 <sup>nd</sup>	13:37	LVO	WILLIS, Jason 4 yd pass from RATERINK, JJ (LACAYO, Ernesto kick)	7-7
			10 plays, 46 yards, TOP 8:55	
	05:56	LAK	GOARD, Tyrone 3 yd pass from SOUTHWICK, Dann (HEIDARI, Andre kick)	7-14
			10 plays, 47 yards, TOP 6:44	
	00:44	LVO	RATERINK, JJ 2 yd run (LACAYO, Ernesto kick)	14-14
			8 plays, 39 yards, TOP 4:28	
	00:12	LAK	SAMPSON, DeMarc 20 yd pass from SOUTHWICK, Dann (HEIDARI, Andre kick)	14-21
			3 plays, 41 yards, TOP 0:28	
	00:05	LAK	CATO-BISHOP, Da safety	14-23
3 <sup>rd</sup>	04:05	LVO	HAVRILLA, Denni 7 yd run (LACAYO, Ernesto kick)	21-23
			5 plays, 35 yards, TOP 4:15	
	03:36	LAK	SAMPSON, DeMarc 53 yd kickoff return (HEIDARI, Andre kick)	21-30
			4 plays, 0 yards, TOP 3:13	
4 <sup>th</sup>	14:53	LVO	POOTS, Tysson 19 yd pass from HAVRILLA, Denni (LACAYO, Ernesto kick failed)	27-30
			4 plays, 0 yards, TOP 3:13	
	06:24	LAK	MORGAN, Donovan 18 yd pass from SOUTHWICK, Dann (HEIDARI, Andre kick)	27-37
			1 play, 18 yards, TOP 0:12	

RUSHING	NO	GAIN	LOSS	NET	TD	LONG	AVG
MASON, Miles	5	25	0	25	1	19	5.0
SOUTHWICK, Dann	2	15	1	14	0	15	7.0
SAMPSON, DeMarc	1	2	0	2	0	2	2.0
<b>TOTAL</b>	<b>8</b>	<b>42</b>	<b>1</b>	<b>41</b>	<b>1</b>	<b>19</b>	<b>5.1</b>

PASSING	CMP-ATT-INT	YDS	TD	Long	Sack
SOUTHWICK, Dann	18-31-1	179	3	21	3
TEAM	0-0-0	-19	0	0	0
<b>TOTAL</b>	<b>18-31-1</b>	<b>160</b>	<b>3</b>	<b>21</b>	<b>3</b>

Receiving	NO	YDS	TD	LG
MORGAN, Donovan	7	69	1	18
SAMPSON, DeMarc	4	63	1	21
GOARD, Tyrone	4	21	1	8
GILSON, Tom	2	22	0	17
MASON, Miles	1	4	0	4
<b>TOTAL</b>	<b>18</b>	<b>179</b>	<b>3</b>	<b>21</b>

ALL RETURNS	MFG NO	YDS	LG	KO NO	YDS	LG	INT NO	YDS	LG
SAMPSON, DeMarco	0	0	0	5	84	53	0	0	0
KIZER, Rayshaun	0	0	0	0	0	0	1	10	10
<b>TOTAL</b>	<b>0</b>	<b>0</b>	<b>0</b>	<b>5</b>	<b>84</b>	<b>53</b>	<b>1</b>	<b>10</b>	<b>10</b>

ALL PURPOSE	RUSH	REC	KR	FGR	IR	Total
SAMPSON, DeMarc	2	63	84	0	0	149
MORGAN, Donovan	0	69	0	0	0	69
MASON, Miles	25	4	0	0	0	29
GILSON, Tom	0	22	0	0	0	22
GOARD, Tyrone	0	21	0	0	0	21
SOUTHWICK, Dann	14	0	0	0	0	14
KIZER, Rayshaun	0	0	0	0	10	10
<b>TOTAL</b>	<b>41</b>	<b>179</b>	<b>84</b>	<b>0</b>	<b>10</b>	<b>314</b>

KICKOFFS	NO	YDS	TB	OB	AVG
HEIDARI, Andre	5	285	1	0	57.0

DEFENSE	TACKLES			FUMBLES	
	SOLO	AST	TOT	TFL/YDS	FF FR-YDS
KIZER, Rayshaun	7	.	7.0	.	.
Benton, Ter'Ran	5	.	5.0	.	.
CATO-BISHOP, Da	3	1	3.5	1.5/14	.
HARRELL, Logan	1	1	1.5	0.5/3	.
GILMORE, J.T.	1	1	1.5	0.5/1	.
CLANCY, JOE	1	.	1.0	.	.
GOARD, Tyrone	1	.	1.0	.	.
GILSON, Tom	1	.	1.0	.	.
VICTORIAN, Josh	1	.	1.0	.	.
SAMPSON, DeMarc	1	.	1.0	.	.
DILLON, Antron	.	1	0.5	.	.
SCOTT, Laron	.	1	0.5	.	.
BROWN, Nekos	.	1	0.5	0.5/1	.

DEFENSE	INT-YDS	BRUP	BLKD	SACK/YDS	QBH
KIZER, Rayshaun	1-10	1	.	.	1
BENTON, Ter'Ran	.	.	.	.	.
CATO-BISHOP, Da	.	.	.	1.5/14	3
HARRELL, Logan	.	.	.	0.5/3	.
GILMORE, J.T.	.	.	.	.	1
CLANCY, Joe	.	.	.	.	.
GOARD, Tyrone	.	.	.	.	.
GILSON, Tom	.	1	.	.	.
VICTORIAN, Josh	.	.	.	.	.
SAMPSON, DeMarc	.	.	.	.	.
DILLON, Antron	.	.	.	.	1
SCOTT, Laron	.	.	.	.	.
BROWN, Nekos	.	.	.	.	2



# 2015 GAME RECAPS

## Game 16

LA KISS @ Arizona Rattlers  
July 26<sup>th</sup>, 2015

Scores	1	2	3	4	OT	FINAL
Los Angeles	0	7	21	21	-	55
Arizona	20	14	7	27	-	68

TEAM TOTALS	LA	ARI
FIRST DOWNS	18	26
Rushing	2	3
Passing	12	13
Penalty	4	10
NET YARDS RUSHING	13	53
Rushing Attempts	5	9
Average Per Rush	2.6	5.9
Rushing Touchdowns	0	3
NET YARDS PASSING	301	244
Completions-Attempts INT	23-45-1	19-30-1
Average Per Pass	6.7	8.1
Average Per Completion	13.1	12.8
Passing Touchdowns	7	7
TOTAL OFFENSE YARDS	314	297
Total Offensive Plays	51	39
Average Per Play	6.2	7.6
Fumbles: Number-Lost	2-2	2-2
Penalties: Number-Lost	13-92	12-99
KICKOFFS-YARDS	6-298	11-595
Average Yards Per Kickoff	49.7	54.1
Net Yards Per Kickoff	43.3	43.3
Touchbacks	3	1
MFG Returns: Numbers-Yards-TD	0-0-0	0-0-0
Average Per Return	0.0	0.0
Kickoff Returns: Numbers-Yds-TD	8-119-0	3-38-0
Miscellaneous Yards	0	0
Possession Time	31:39	28:21
1 <sup>st</sup> Quarter	7:59	7:01
2 <sup>nd</sup> Quarter	8:14	6:46
3 <sup>rd</sup> Quarter	9:17	5:43
4 <sup>th</sup> Quarter	6:09	8:51
Third-Down Conversions	5 of 9	3 of 6
Fourth-Down Conversions	0 of 3	0 of 0
Red-Zone Scores-Chances	2-2	6-6
Sacks By: Number-Yards	0-0	1-9
PAT Kicks	7-8	8-10
2-Point drop-kick PATs	0-0	0-0
Field Goals	0-0	0-0
4-Point drop kick FGs	0-0	0-0
Touchdowns (Rush-Pass-Return)	0-7-1	3-7-0

Kickoff time: 3:01  
End of Game: 5:47  
Total Elapsed Time: 2:46  
Referee Dave Cutaia  
Umpire: Mark Warner  
Linesman: Kenny Leffle;  
Line Judge: Brent Baumann  
Back Judge: Kevin Kieser

**PHOENIX, Ariz.** – The Arizona Rattlers (13-3) found their way back into the win column with a victory over the LA KISS (4-12) Sunday night at the US Airways Center by a score of 68-55 in front of 11,106 fans.

The Rattlers had their best defensive start of the season, as the squad did not allow the KISS offense to score until the third quarter. The Arizona defense was led by linebacker Tyre Glasper who picked off KISS quarterback Danny Southwick with a spectacular one-handed grab which was the AFL Highlight of the game. Glasper was also the Riddell Defensive Player of the Game.

On the Offensive side, the Rattlers had a fast start as well. It started with fullback Mykel Benson rushing 21 yards for a score. Benson ended the game with 48 yards on seven carries.

“We just wanted to get Benson going,” said head coach and general manager Kevin Guy. “He’s a huge weapon and a fit for us. We are very happy he is in our organization. He works hard and has a great attitude and obviously that transitions to the field.”

On LA’s first play on offense, defensive tackle Anttaj Hawthorne recovered the fumble by Southwick, which eventually led to a rushing touchdown by Rattlers quarterback Nick Davila. After a turnover on downs, Davila threw another touchdown, a 36-yard bomb, to wide receiver Rod Windsor. Windsor, who earned the Russell Athletic Offensive Player of the Game, finished with 155 yards and two touchdowns.

The Rattlers led 34-0 with one second left in the second quarter, when Davila through an interception to KISS defensive back Josh Victorian, who ran it back 48 yards for a touchdown. This gave the KISS some momentum. The KISS came out in the third quarter and immediately scored with a 39-yard pass from Southwick to KISS wide receiver Donovan Morgan. After a fumbled kick return by Arizona, Southwick scored again with a 1-yard pass to wide receiver Tyrone Goard. The Rattlers were again able to wrestle back the momentum in the fourth quarter when Arizona wide receiver Chase Deadder, who is starting his first game back from injury, caught a short pass, and muscled his way 22 yards for a touchdown.

# 2015 GAME RECAPS

Scoring Summary				LAK-ARI			
1 <sup>st</sup>	11:50	ARI	Benson, Mykel 21 yd run (SCACCIA, Fabrizz kick)				
			4 plays, 45 yards, TOP 3:10		0-7		
	09:06	ARI	DAVILA, Nick 2 yd run (SCACCIA, Fabrizz kick)				
			2 plays, 7 yards, TOP 1:30		0-14		
	03:03	ARI	WINDSOR, Rod 36 yd pass from DAVILA, NICK (SCACCIA, Fabrizz kick failed)				
			1 play, 36 yards, TOP 0:19		0-20		
2 <sup>nd</sup>	13:33	ARI	DEADDER, Chase 3 yd pass from DAVILA, Nick (SCACCIA, Fabrizz kick)				
			6 plays, 45 yards, TOP 4:29		0-27		
	03:56	ARI	WINDSOR, Rod 3 yd run (SCACCIA, Fabrizz kick)				
			6 plays, 45 yards, TOP 4:29		0-34		
	00:00	LAK	VICTORIAN, Josh 48 yd interception return (HEIDARI, Andre kick)				
					7-34		
3 <sup>rd</sup>	14:17	LAK	MORGAN, Donovan 39 yd pass from SOUTHWICK, Dann (HEIDARI, Andre kick)				
			1 play, 39 yards, TOP 1:15		14-34		
	08:07	LAK	GOARD, Tyrone 1 yd pass from SOUTHWICK, Dann (HEIDARI, Andre kick)				
			8 plays, 14 yards, TOP 5:38		21-34		
	06:00	ARI	BUCKNER, Dan 4 yd pass from DAVILA, Nick (SCACCIA, Fabrizz kick)				
			2 plays, 43 yards, TOP 1:42		21-41		
	04:14	LAK	SAMPSON, DeMarc 45 yd pass from SOUTHWICK, Dann (HEIDARI, Andre kick)				
			2 plays, 45 yards, TOP 1:21		28-41		
4 <sup>th</sup>	13:00	ARI	WINDSOR, Rod 9 yd pass from DAVILA, Nick (SCACCIA, Fabrizz kick)				
			8 plays, 45 yards, TOP 5:36		28-48		
	09:30	LAK	GOARD, Tyrone 29 yd pass from SOUTHWICK, Dann (HEIDARI, Andre kick)				
			4 plays, 45 yards, TOP 2:45		35-48		
	05:22	ARI	DEADDER, Chase 22 yd pass from DAVILA, Nick (SCACCIA, Fabrizz kick)				
			5 plays, 45 yards, TOP 3:52		35-55		
	02:43	LAK	MORGAN, Donovan 42 yd pass from SOUTHWICK, Dann (HEIDARI, Andre kick)				
			3 plays, 45 yards, TOP 1:56		42-55		
	00:58	ARI	DEADDER, Chase 9 yd pass from DAVILA, Nick (SCACCIA, Fabrizz kick blocked)				
			1 play, 18 yards, TOP 1:15		42-61		
	00:34	LAK	GOARD, Tyrone 4 yd pass from SOUTHWICK, Dann (HEIDARI, Andre kick)				
			4 plays, 38 yards, TOP 0:24		49-61		
	00:18	ARI	DEADDER, Chase 19 yd pass from DAVILA, Nick (SCACCIA, Fabrizz kick)				
			3 plays, 14 yards, TOP 0:16		49-68		
	00:00	LAK	SAMPSON, DeMarc 22 yd pass from SOUTHWICK, Dann (HEIDARI, Andre kick failed)				
			2 plays, 27 yards, TOP 0:18		55-68		

RUSHING	NO	GAIN	LOSS	NET	TD	LONG	AVG
TEVAGA, Shannon	3	7	0	7	0	6	2.3
SOUTHWICK, Dann	2	6	0	6	0	6	3.0
<b>TOTAL</b>	<b>5</b>	<b>13</b>	<b>0</b>	<b>13</b>	<b>0</b>	<b>6</b>	<b>2.6</b>

PASSING	CMP-ATT-INT	YDS	TD	Long	Sack
SOUTHWICK, Dann	23-45-1	310	7	45	1
TEAM	0-0-0	-9	0	0	0
<b>TOTAL</b>	<b>23-45-1</b>	<b>301</b>	<b>7</b>	<b>45</b>	<b>1</b>

Receiving	NO	YDS	TD	LG
MORGAN, Donovan	7	141	2	42
SAMPSON, DeMarco	6	87	2	45
GILSON, Tom	6	46	0	12
GOARD, Tyrone	4	36	3	29
<b>TOTAL</b>	<b>23</b>	<b>310</b>	<b>7</b>	<b>45</b>

ALL RETURNS	MFG NO	YDS	LG	KO NO	YDS	LG	INT NO	YDS	LG
SAMPSON, DeMarco	0	0	0	8	119	29	0	0	0
VICTORIAN, Josh	0	0	0	5	80	21	1	48	48
<b>TOTAL</b>	<b>0</b>	<b>0</b>	<b>0</b>	<b>8</b>	<b>119</b>	<b>29</b>	<b>1</b>	<b>48</b>	<b>48</b>

ALL PURPOSE	RUSH	REC	KR	FGR	IR	Total
SAMPSON, DeMarc	0	87	119	0	0	206
MORGAN, Donovan	0	141	0	0	0	141
VICTORIAN, Josh	0	0	0	0	48	48
GILSON, Tom	0	46	0	0	0	46
TEVAGA, Shannon	7	0	0	0	0	7
SOUTHWICK, Dann	6	0	0	0	0	6
GOARD, Tyrone	0	36	0	0	0	36
<b>TOTAL</b>	<b>13</b>	<b>310</b>	<b>119</b>	<b>0</b>	<b>48</b>	<b>490</b>

KICKOFFS	NO	YDS	TB	OB	AVG
HEIDARI, Andre	6	298	3	0	49.7

DEFENSE	TACKLES				FUMBLES	
	SOLO	AST	TOT	TFL/YDS	FF	FR-YDS
CATO-BISHOP, Da	4	1	4.5	.	.	.
BENTON, Ter'Ran	3	1	3.5	1.0/1	.	.
KIZER, Rayshaun	3	.	3.0	.	.	.
BOYLE, Shaine	3	.	3.0	.	.	.
DILLON, Antron	1	3	2.5	.	.	.
VICTORIAN, Josh	2	.	2.0	.	.	1-0
HARRELL, Logan	.	1	0.5	.	.	.
GILSON, Tom	.	.	.	.	.	1-0

DEFENSE	INT-YDS	BRUP	BLKD	SACK/YDS	QBH
CATO-BISHOP, Da	.	1	1	.	.
BENTON, Ter'Ran	.	.	.	.	.
KIZER, Rayshaun	.	.	.	.	.
BOYLE, Shaine	.	.	.	.	.
DILLON, Antron	.	.	.	.	.
VICTORIAN, Josh	1-48	.	.	.	.
HARRELL, Logan	.	.	.	.	.
GILSON, Tom	.	.	.	.	.

# 2015 GAME RECAPS

## Game 17

LA KISS @  
Tampa Bay Storm  
August 1, 2015

Scores	1	2	3	4	OT	FINAL
Los Angeles	0	14	6	14	-	34
Tampa Bay	10	0	7	21	-	38

TEAM TOTALS	LA	TBY
FIRST DOWNS	13	20
Rushing	2	2
Passing	9	14
Penalty	2	4
NET YARDS RUSHING	6	24
Rushing Attempts	2	11
Average Per Rush	3.0	2.2
Rushing Touchdowns	1	2
NET YARDS PASSING	197	220
Completions-Attempts INT	13-29-3	20-39-0
Average Per Pass	6.8	5.6
Average Per Completion	15.2	11.0
Passing Touchdowns	4	3
TOTAL OFFENSE YARDS	203	244
Total Offensive Plays	34	52
Average Per Play	6.0	4.7
Fumbles: Number-Lost	1-1	1-1
Penalties: Number-Lost	5-50	5-26
KICKOFFS-YARDS	6-335	7-387
Average Yards Per Kickoff	55.8	55.3
Net Yards Per Kickoff	50.8	42.9
Touchbacks	3	2
MFG Returns: Numbers-Yards-TD	1-24-0	0-0-0
Average Per Return	24.0	0.0
Kickoff Returns: Numbers-Yds-TD	5-87-0	4-30-0
Miscellaneous Yards	3	-4
Possession Time	21:10	38:50
1 <sup>st</sup> Quarter	5:56	9:04
2 <sup>nd</sup> Quarter	6:27	8:33
3 <sup>rd</sup> Quarter	4:46	10:14
4 <sup>th</sup> Quarter	4:01	10:59
Third-Down Conversions	3 of 6	6 of 11
Fourth-Down Conversions	0 of 0	2 of 3
Red-Zone Scores-Chances	2-3	4-4
Sacks By: Number-Yards	2-1	3-22
PAT Kicks	4-5	5-5
2-Point drop-kick PATs	0-0	0-0
Field Goals	0-1	1-2
4-Point drop kick FGs	0-0	0-0
Touchdowns (Rush-Pass-Return)	1-4-0	2-3-0

Kickoff time: 7:35  
End of Game: 10:12  
Total Elapsed Time: 2:37  
Referee Scott Aronowitz  
Umpire: Mike Moore  
Linesman: Harold Mitchell  
Line Judge: John Drayton  
Back Judge: Kevin Mitchell

### LA KISS CAN'T HOLD OFF THE STORM, LOOSE A NAILBITER

Last week, in the penultimate game of the 2015 season, the LA KISS were unable to keep their playoff dreams alive when they lost in Tampa Bay by a score of 38-34. The game was close from the first kickoff to the final whistle; there were eight lead changes and the biggest lead, for either team, was just 14 points. Both teams desperately needed a win; the KISS wanted to keep the playoff hopes alive, while the Storm needed to put on a good show for their season high crowd of over 16,000 fans.

The KISS were ahead of the Storm by three points until **Jason Boltus**, Tampa Bay's quarterback, connected with receiver **T.T. Toliver** for a touchdown. The Storm took the lead with just 15 seconds left on the clock.

After a 20-yard kickoff return by **Demarco Sampson**, KISS quarterback **Danny Southwick** tossed a 20-yard pass to Sampson to put the KISS in Tampa Bay territory with only 2 seconds left in the game. The KISS magic ran out when Southwick's final pass of the game was intercepted by the Storm's defense.

**Donovan "Captain" Morgan** caught four Southwick passes for 100 yards and two touchdowns. Fullback **Miles Mason** scored twice, one 2-yard touchdown run in the 2<sup>nd</sup> quarter and an 8-yard touchdown reception for the 3<sup>rd</sup>. **Tom Gilson** had a three catches for 58 yards and one touchdown.

# 2015 GAME RECAPS

## Scoring Summary

LAK-TBY

1 <sup>st</sup>	07:48	TBY	PETERSON, Craig 25 yd field goal	9 plays, 36 yards, TOP 6:17	0-3
	03:15	TBY	TOLIVER, T.T. 5 yd pass from BOLTUS, Jason (PETERSON, Craig kick)	3 plays, 30 yards, TOP 2:03	0-10
2 <sup>nd</sup>	14:30	LAK	MASON, Miles 2 yd run (HEIDARI, Andre kick)	5 plays, 27 yards, TOP 3:01	7-10
	05:59	LAK	MORGAN, Donovan 19 yd pass from SOUTHWICK, Dann (HEIDARI, Andre kick)	4 plays, 30 yards, TOP 2:20	14-10
3 <sup>rd</sup>	09:35	TBY	GREGORY, Julius 1 yd pass from BOLTUS, Jason (PETERSON, Craig kick)	9 plays, 45 yards, TOP 5:25	14-17
	06:09	LAK	MASON, Miles 8 yd pass from SOUTHWICK, Dann (HEIDARI, Andre kick failed)	7 plays, 45 yards, TOP 4:13	20-17
4 <sup>th</sup>	13:34	TBY	HENDRIX, Undra 1 yd run (PETERSON, Craig kick)	9 plays, 45 yards, TOP 5:34	20-24
	12:10	LAK	MORGAN, Donovan 46 yd pass from SOUTHWICK, Dann (HEIDARI, Andre kick)	1 play, 46 yards, TOP 0:42	27-24
	06:39	TBY	HENDRIX, Undra 2 yd run (PETERSON, Craig kick)	7 plays, 39 yards, TOP 4:51	27-31
	04:05	LAK	GILSON, Tom 38 yd pass from SOUTHWICK, Dann (HEIDARI, Andre kick)	3 plays, 36 yards, TOP 1:50	34-31
	00:15	TBY	TOLIVER, T.T. 15 yd pass from BOLTUS, Jason (PETERSON, Craig kick)	6 plays, 45 yards, TOP 3:16	34-38

RUSHING	NO	GAIN	LOSS	NET	TD	LONG	AVG
MASON, Miles	2	6	0	6	1	4	3.0
<b>TOTAL</b>	<b>2</b>	<b>6</b>	<b>0</b>	<b>6</b>	<b>1</b>	<b>4</b>	<b>3.0</b>

PASSING	CMP-ATT-INT	YDS	TD	Long	Sack
SOUTHWICK, Dann	13-29-3	219	4	46	3
TEAM	0-0-0	-22	0	0	0
<b>TOTAL</b>	<b>13-29-3</b>	<b>197</b>	<b>4</b>	<b>46</b>	<b>3</b>

Receiving	NO	YDS	TD	LG
MORGAN, Donovan	4	100	2	46
SAMPSON, DeMarc	4	41	0	20
GILSON, Tom	3	58	1	38
MASON, Miles	2	20	1	12
<b>TOTAL</b>	<b>13</b>	<b>219</b>	<b>4</b>	<b>46</b>

ALL RETURNS	MFG NO	YDS	LG	KO NO	YDS	LG	INT NO	YDS	LG
SAMPSON, DeMarco	1	24	24	5	87	29	0	0	0
<b>TOTAL</b>	<b>1</b>	<b>24</b>	<b>24</b>	<b>5</b>	<b>87</b>	<b>29</b>	<b>0</b>	<b>0</b>	<b>0</b>

ALL PURPOSE	RUSH	REC	KR	FGR	IR	Total
SAMPSON, DeMarc	0	41	87	24	0	152
MORGAN, Donovan	0	100	0	0	0	100
GILSON, Tom	0	58	0	0	0	58
MASON, Miles	6	219	87	24	0	326
<b>TOTAL</b>	<b>6</b>	<b>219</b>	<b>87</b>	<b>24</b>	<b>0</b>	<b>336</b>

KICKOFFS	NO	YDS	TB	OB	AVG
HEIDARI, Andre	6	335	3	0	55.8

DEFENSE	TACKLES			FUMBLES		
	SOLO	AST	TOT	TFL/YDS	FF	FR-YDS
KIZER, Rayshaun	8	1	.	.	.	.
CLAY, Charles	5	1	5.5	.	.	1-5
HARRELL, Logan	4	1	4.5	1.0/2	.	.
BOYLE, Shaime	3	1	3.5	-	.	.
BENTON, Ter'Ran	3	-	3.0	.	.	.
GILSON, Tom	2	.	2.0	.	.	.
MORGAN, Donovan	1	.	1.0	.	.	.
TEVAGA, Shannon	1	.	1.0	.	.	.
DILLON, Antron	1	.	1.0	.	.	.
CATO-BISHOP, Da	1	.	1.0	.	.	.
HAYES, Spencer	1	.	1.0	.	1	.
BROWN, Nekos	1	.	1.0	.	.	.

DEFENSE	INT-YDS	BRUP	BLKD	SACK/YDS	QBH
KIZER, Rayshaun	.	3	.	.	.
CLAY, Charles	.	1	.	.	.
HARRELL, Logan	.	.	.	1.0/2	.
BOYLE, Shaime	.	.	.	.	.
BENTON, Ter'Ran	.	1	.	.	.
GILSON, Tom	.	.	.	.	.
MORGAN, Donovan	.	.	.	.	.
TEVAGA, Shannon	.	.	.	.	.
DILLON, Antron	.	2	.	.	1
CATO-BISHOP, Da	.	.	.	.	2
HAYES, Spencer	.	.	.	1.0/0	.
BROWN, Nekos	.	.	.	.	.

# 2015 GAME RECAPS

## Game 18

San Jose SaberCats @  
Los Angeles KISS  
August 8, 2015

Scores	1	2	3	4	OT	FINAL
San Jose	14	23	7	16	-	60
Los Angeles	6	25	0	7	-	38

TEAM TOTALS	SJS	LAK
FIRST DOWNS	22	18
Rushing	4	1
Passing	14	13
Penalty	4	4
NET YARDS RUSHING	32	3
Rushing Attempts	7	4
Average Per Rush	4.6	0.8
Rushing Touchdowns	3	1
NET YARDS PASSING	290	253
Completions-Attempts INT	20-34-0	16-34-2
Average Per Pass	8.5	7.4
Average Per Completion	14.5	15.8
Passing Touchdowns	4	5
TOTAL OFFENSE YARDS	322	256
Total Offensive Plays	42	39
Average Per Play	7.7	6.6
Fumbles: Number-Lost	1-1	1-1
Penalties: Number-Lost	13-73	8-117
KICKOFFS-YARDS	8-454	8-431
Average Yards Per Kickoff	56.8	53.9
Net Yards Per Kickoff	45.1	45.5
Touchbacks	2	3
MFG Returns: Numbers-Yards-TD	0-0-0	0-0-0
Average Per Return	0.0	0.0
Kickoff Returns: Numbers-Yds-TD	5-67-0	5-93-0
Miscellaneous Yards	0	0
Possession Time	30:50	29:10
1 <sup>st</sup> Quarter	2:34	12:26
2 <sup>nd</sup> Quarter	9:31	5:29
3 <sup>rd</sup> Quarter	8:38	6:22
4 <sup>th</sup> Quarter	10:07	4:53
Third-Down Conversions	4 of 6	0 of 4
Fourth-Down Conversions	0 of 1	1 of 3
Red-Zone Scores-Chances	2-3	2-4
Sacks By: Number-Yards	1-8	1-5
PAT Kicks	8-8	2-6
2-Point drop-kick PATs	0-0	0-1
Field Goals	0-0	0-0
4-Point drop kick FGs	0-0	0-0
Touchdowns (Rush-Pass-Return)	3-4-1	1-5-0

Kickoff time: 7:00

End of Game: 9:38

Total Elapsed Time: 2:38

Referee Tom McCabe

Umpire: Jeff Carr

Linesman: Kenny Leffle

Line Judge: Mike Livingston

Back Judge: Kevin Kieser

Side Judge: Buddy Ward

## LA KISS OPENS 2015 SEASON AND COMES OUT SHORT IN PORTLAND

PORTLAND--March 27, 2015 – LA KISS (0-1) kicked off its second season in the Arena league tonight in Portland losing to the Portland Thunder (1-0) 37-42.

LA KISS got on the boards first. But, a missed field goal made it only a six point lead. The Thunder answered back with a quarterback sneak to take the lead when the extra point was good. With 8:59 remaining in the first half new LA KISS quarterback Adrian McPherson scrambles down the field for 22 yards and the score to get LA KISS back in the game.

In the first half you can quickly see that McPherson and Donovan Morgan will be a treat to defenses around the league. They connected, numerous times during a game that became a back and fourth between these two second year teams. The Thunder get the lead back to end the first half with a score and the lead 30-35. Penalties and incomplete passes hurt LA KISS all night. Including the intentional grounding penalty on McPherson early in the game. But, even with the early mistakes you can quickly see this is not the same team that took the field last year.

Rowley connects with Howard for a Thunder score to build its lead by 12. 42-30. It's was not long before McPherson connects with Lewis for his second score of the game and LA KISS wakes up to move the chains and the scoreboard in our favor. 37-42 with 42 seconds left.

Spencer does an onsite kick that gets recovered by Spencer and with the clock ticking down LA KISS had another opportunity to get the win. But with penalties and dropped passes it was not enough. The Thunder takes the win, with a score of 42-37and giving LA KISS the first lost in 2015. LA KISS move to 0-1.

LA KISS will again be on the road next week as they travel to San Jose to take on the SaberCats on April 4th kickoff at 7:30. The first home game is April 11th vs the Las Vegas Outlaws at 7pm Honda Center

# 2015 GAME RECAPS

## Scoring Summary SJS-LAK

1 <sup>st</sup>	10:38	SJS	PURIFY, Maurice 4 yd run (PERTUIT, Nich kick)	
			11 plays, 0 yards, TOP 8:17	7-0
	06:43	LAK	CASTILE, L.J. 18 yd pass from CLANCY, Joe (HEIDARI, Andre kick failed)	
			11 plays, 0 yards, TOP 8:17	7-6
	05:02	SJS	PURIFY, Maurice 49 yd pass from MEYER, Erik (PERTUIT, Nich kick)	
			1 play, 48 yards, TOP 0:49	14-6
2 <sup>nd</sup>	14:03	SJS	PURIFY, Maurice 13 yd pass from MEYER, Erik (PERTUIT, Nich kick)	
			4 plays, 25 yards, TOP 1:46	21-6
	11:29	LAK	MORGAN, Donovan 20 yd pass from CLANCY, Joe (HEIDARI, Andre drop-kick failed)	
			2 plays, 30 yards, TOP 1:44	21-12
	06:40	SJS	PURIFY, Maurice 2 yd run (PERTUIT, Nich kick)	
			5 plays, 45 yards, TOP 3:46	28-12
	04:31	LAK	MORGAN, Donovan 28 yd pass from CLANCY, Joe (HEIDARI, Andre kick)	
			2 plays, 42 yards, TOP 1:13	28-19
	00:55	LAK	CLANCY, Joe 1 yd run (HEIDARI, Andre kick failed)	
			1 play, 1 yard, TOP 0:21	28-25
	00:34	SJS	PURIFY, Maurice 14 yd pass from STANLEY, Nathan (PERTUIT, Nich kick)	
			3 plays, 30 yards, TOP 0:21.	35-25
	00:05	LAK	MORGAN, Donovan 10 yd pass from CLANCY, Joe (HEIDARI, Andre kick blockd)	
			6 plays, 45 yards, TOP 0:29	35-31
3 <sup>rd</sup>	2:45	SJS	PURIFY, Maurice 6 yd run (PERTUIT, Nich kick)	
			9 plays, 30 yards, TOP 7:09	44-31
4 <sup>th</sup>	14:50	SJS	MAKA, Francis safety	
				46-31
	12:30	SJS	STEPHENS, D.J. 38 yd pass from STANLEY, Nathan (PERTUIT, Nich kick)	
			2 plays, 19 yards, TOP 0:53	53-31
	10:52	SJS	MORGAN, Donovan 44 yd pass from CLANCY, Joe (HEIDARI, Andre kick)	
			1 play, 44 yards, TOP 0:26	53-38
	5:20	SJS	HYLAND, David 47 yd interception return (PERTUIT, Nich kick)	
				60-38

RUSHING	NO	GAIN	LOSS	NET	TD	LONG	AVG
STEVENS, Hamani	3	3	1	2	0	3	0.7
CLANCY, Joe	1	1	0	1	1	1	1.0
<b>TOTAL</b>	<b>4</b>	<b>4</b>	<b>1</b>	<b>3</b>	<b>1</b>	<b>3</b>	<b>0.8</b>

PASSING	CMP-ATT-INT	YDS	TD	Long	Sack
CLANCY, JOE	16-34-2	261	5	44	1
TEAM	0-0-0	-8	0	0	0
<b>TOTAL</b>	<b>16-34-2</b>	<b>253</b>	<b>5</b>	<b>44</b>	<b>1</b>

ALL RETURNS	MFG NO	YDS	LG	KO NO	YDS	LG	INT NO	YDS	LG
CASTILLE, L.J.	0	0	0	4	78	39	0	0	0
VIZZI, Tim	0	0	0	1	15	15	0	0	0
<b>TOTAL</b>	<b>0</b>	<b>0</b>	<b>0</b>	<b>5</b>	<b>93</b>	<b>39</b>	<b>0</b>	<b>0</b>	<b>0</b>

Receiving	NO	YDS	TD	LG
MORGAN, DONOVAN	7	145	4	44
CASTILLE, L.J.	4	58	1	26
VIZZI, TIM	4	50	0	14
PARKER, Anthony	1	8	0	8
<b>TOTAL</b>	<b>16</b>	<b>261</b>	<b>5</b>	<b>44</b>

ALL PURPOSE	RUSH	REC	KR	FGR	IR	Total
MORGAN, Donovan	0	145	0	0	0	145
CASTILLE, L.J.	0	58	78	0	0	136
VIZZI, Tim	0	50	15	0	0	65
PARKER, Anthony	0	8	0	0	0	8
STEVENS, Hamani	2	0	0	0	0	2
<b>TOTAL</b>	<b>2</b>	<b>241</b>	<b>93</b>	<b>0</b>	<b>0</b>	<b>344</b>

KICKOFFS	NO	YDS	TB	OB	AVG
Heidari, Andre	8	431	3	0	53.9

DEFENSE	TACKLES			FUMBLES		
	SOLO	AST	TOT	TFL/YDS	FF	FR-YDS
BOYLE, Shaine	7	2	8.0	.	.	.
KIZIER, Rayshaun	5	1	5.5	.	.	1-19
BENTON, Ter'Ran	3		3.0	.	.	.
CLAY, Charles	2		2.0	.	.	.
VIZZI, Tim	1	2	2.0	.	.	.
DILLON, Antron	1	2	2.0	05/3	.	.
MORGAN, Donovan	1		1.0	.	.	.
PARKER, Anthony	1		1.0	.	.	.
HARRELL, Logan	1		1.0	.	1	.
BROWN, Nekos	.	1	0.5	0.5/2	.	.
HEIDARI, Andre		1	0.5	.	.	.
DALEY, Brenden		1	0.5	.	.	.
CATO-BISHOP, Da						

DEFENSE	INT-YDS	BRUP	BLKD	SACK/YDS	QBH
BOYLE, Shaine	.	.	.	.	.
KIZIER, Rayshaun	.	7	.	.	.
BENTON, Ter'Ran	.	1	.	.	.
CLAY, Charles	.	.	.	.	.
VIZZI, Tim	.	.	.	.	.
DILLON, Antron	.	.	.	05/3	1
MORGAN, Donovan	.	.	.	.	.
PARKER, Antron	.	.	.	.	.
HARRELL, Logan	.	.	.	.	.
BROWN, Nekos	.	.	.	0.5/2	.
HEIDARI, Andre	.	.	.	.	.
DALEY, Brenden	.	.	.	.	2
CATO- BISHOP, Da	.	.	.	.	5

# ALL-TIME

## INDIVIDUAL RECORDS

### PASSER RATING - CAREER

97.52 SOUTHWICK, Dann (2014-2015)  
77.73 RATERINK, J.J. (2014)

### PASS COMPLETIONS - SEASON

191 SOUTHWICK, Dann (2015)  
86 MCPHERSON, Adri (2015)

### PASS COMPLETIONS - CAREER

191 SOUTHWICK, Danny (2015)  
86 MCPHERSON, Adrian (2015)

### PASS YARDS - GAME

351 RATERINK, J.J. vs SA 6/19/14  
337 SOUTHWICK, Danny at PDX 5/16/15

### PASS YARDS - SEASON

2342 SOUTHWICK, Danny (2015)  
2335 RATERINK, J.J. (2014)

### PASS YARDS - CAREER

2342 SOUTHWICK, Danny (2014-2015)  
2335 RATERINK, J.J. (2014)

### PASS TOUCHDOWNS - GAME

7 RATERINK, J.J. at ARI 7/26/16  
7 SOUTHWICK, Danny 5/21/14

### PASS TOUCHDOWNS - SEASON

43 SOUTHWICK, Danny (2015)  
38 RATERINK, J.J. (2014)

### PASS TOUCHDOWNS - CAREER

43 SOUTHWICK, Danny (2014)  
38 RATERINK, J.J. (2014)

### HAD INTERCEPTIONS - GAME

4 GARCIA, Aaron (2014)  
3 2x last: SOUTHWICK, Danny (2015)

### HAD INTERCEPTIONS - SEASON

19 RATERINK, J.J. (2014)  
17 GARCIA, Aaron (2014)

### HAD INTERCEPTIONS - CAREER

19 RATERINK, J.J. (2014)  
17 GARCIA, Aaron (2014)

### RUSH ATTEMPTS - SEASON

37 RATERINK, J.J. (2015)  
31 MCPHERSON, Adrian (2014)

### RUSH ATTEMPTS - CAREER

37 RATERINK, J.J. (2015)  
31 MCPHERSON, Adri (2015)

### RUSH YARDS - GAME

70 MCPHERSON, Adrian vs LVO 4/11/15  
32 MCPHERSON, Adrian at ORL 4/18/15

### RUSH YARDS - SEASON

157 MCPHERSON, Adrian (2015)  
114 RATERINK, J.J. (2014)

### RUSH YARDS - CAREER

157 MCPHERSON, Adrian (2015)  
114 RATERINK, J.J. (2014)

### RUSH TOUCHDOWNS - GAME

4 MCPHERSON, Adrian vs LVO 4/11/15  
3 RATERINK, J.J. (2014) at SA 3/15/14

### RUSH TOUCHDOWNS - SEASON

9 RATERINK, J.J. (2014)  
8 MCPHERSON, Adrian (2015)

### RUSH TOUCHDOWNS - CAREER

9 RATERINK, J.J. (2014)  
8 MCPHERSON, Adrian (2015)

### RECEPTIONS- GAME

14 MORGAN, Donovan (2014)  
11 MORGAN, Donovan (2014, 2015)

### RECEPTIONS- SEASON

141 MORGAN, Donovan (2014)  
132 MORGAN, Donovan (2015)

### RECEPTIONS- CAREER

273 MORGAN, Donovan (2014-2015)  
73 SAMPSON, Demarco (2015)

### RECEIVING YARDS- GAME

178 MORGAN, Donovan vs SA 7/29/14  
177 MORGAN, Donovan at SPO 5/8/15

### RECEIVING YARDS- SEASON

2074 MORGAN, Donovan (2015)  
1878 MORGAN, Donovan (2014)

### RECEIVING YARDS- CAREER

3952 MORGAN, Donovan (2014-2015)  
855 SAMPSON, DeMarco (2015)

### RECEIVING TOUCHDOWNS - GAME

4 MORGAN, Donovan 6x, last vs SJS 8/8/16

### RECEIVING TOUCHDOWNS - SEASON

44 MORGAN, Donovan (2015)  
37 MORGAN, Donovan (2014)

### RECEIVING TOUCHDOWNS - CAREER

81 MORGAN, Donovan (2014-2015)  
10 SAMPSON, DeMarco (2015)

### KICK RETURNS - SEASON

58 CRUZ, A.J. (2014)  
29 SAMPSON, DeMarc (2015), SCOTT, Laron (2015)

### KICK RETURNS - CAREER

58 CRUZ, A.J. (2014)  
29 SAMPSON, DeMarc (2015), SCOTT, Laron (2015)

### MFG RETURNS - CAREER

1 6 PLAYERS TIED

### MFG RETURNS - CAREER

1 6 PLAYERS TIED

### ALL-PURPOSE YARDS - CAREER

4001 MORGAN, Donovan (2014-2015)  
1387 CRUZ, A.J. (2014)

### POINTS SCORED - GAME

24 7x last, MORGAN, Donovan vs SJS 8/8/15

### POINTS SCORED - SEASON

264 MORGAN, Donovan (2015)  
224 MORGAN, Donovan (2014)

### POINTS SCORED - CAREER

488 MORGAN, Donovan (2014-2015)  
123 SPENCER, Kenny (2014-2015)

### TOTAL TOUCHDOWNS SCORED - GAME

4 7x last, MORGAN, Donovan vs SJS 8/8/15

### TOTAL TOUCHDOWNS SCORED - SEASON

44 MORGAN, Donovan (2015)  
37 MORGAN, Donovan (2014)

### LONGEST KICK RETURN TOUCHDOWN

56 THOMPSON, Brian (2014)  
55 SCOTT, Laron (2015)

### PATS MADE - GAME

9 SPENCER, Kenny (2014) vs PDX 6/14/14  
8 HEIDARI, Andre (6/26/15)

### PATS ATTEMPTED - GAME

10 SPENCER, Kenny (2014)  
9 SPENCER, Kenny (2014)

### FGS MADE - GAME

2 SPENCER, Kenny (2014)  
1 3 PLAYERS TIED

### TACKLES - GAME

13 JONES, Andre (2014)  
10 KIZER, Rayshaun (2015)

### TACKLES - CAREER

71.5 KIZER, Rayshaun (2015)  
64.5 NEAL, J.C. (2014)

### INTERCEPTIONS - GAME

2 KIZER, Rayshaun 2x, last, vs SJS 6/13/15

### INTERCEPTIONS - SEASON

5 KIZER, Rayshaun (2015)  
4 VICTORIAN, Josh (2015)

### INTERCEPTIONS - CAREER

5 KIZER, Rayshaun (2015)  
4 VICTORIAN, Josh (2015)

### SACKS - GAME

3.5 BELL, Beau vs PDX 4/5/14  
2.0 3x, last, J.T. Gilmore vs SJS 6/13/15

### SACKS - SEASON

12.5 BELL, Beau (2014)  
5.0 BELL, B.J. (2014)

### SACKS - CAREER

12.5 BELL, Beau (2014)  
5.5 PITTMAN, Domini (2014-2015)

### PASS BREAK-UPS - SEASON

25 NEAL, J.C. (2014)  
21 KIZER, Rayshaun (2015)

### PASS BREAK-UPS - CAREER

25 NEAL, J.C. (2014)  
21 KIZER, Rayshaun (2015)

# ALL-TIME

## Team Highs and Lows

### Highs

#### MOST 1ST DOWNS - SEASON

319 2015  
301 2014

#### MOST FIRST DOWNS - GAME

28 @ PDX 5/16/15  
23 @ PDX 6/14/14

#### PASS COMPLETIONS - SEASON

4412 2015  
4149 2014

#### PASS COMPLETIONS - GAME

31 @ PDX 5/16/15  
30 vs SJS 4/26/14

#### PASS ATTEMPTS - SEASON

699 2014  
680 2015

#### PASS ATTEMPTS - GAME

49 @ SPO 5/8/15  
48 @ PIT 5/17/14

#### PASS YARDS - SEASON

4412 2015  
4149 2014

#### PASS YARDS - GAME

357 @ SPO 5/8/15  
340 @ ARI 6/21/14

#### PASS TOUCHDOWNS - SEASON

81 2015  
71 2014

#### PASS TOUCHDOWNS - GAME

7 @ ARI 7/26/15  
@ ORL 3/21/14  
7 vs SA 7/19/14

#### RUSH ATTEMPTS - SEASON

110 2014  
105 2015

#### RUSH ATTEMPTS - GAME

14 vs LVO 4/11/15  
11 vs ARI 5/25/14

#### RUSH TDS - SEASON

19 2014  
16 2015

#### RUSH TDS - GAME

4 vs LVO 4/11/15  
3 2x, last, vs PDX 6/14/14

#### OFFENSIVE YARDS - SEASON

4785 2015  
4452 2014

#### OFFENSIVE YARDS - GAME

397 @ SPO 5/8/15  
354 @ ARI 6/21/14

#### TDS SCORED - SEASON

104 2015  
100 2014

#### TDS SCORED - GAME

8 vs PDX 6/14/14  
7 @ ARI 7/26/15

#### KICK RETURN YARDS - SEASON

2078 2014  
1662 2015

#### KICK RETURN YARDS - GAME

270 vs ARI 5/25/14  
157 @ SJS 6/13/15

#### MFG RETURN YARDS - SEASON

77 2015  
70 2014

#### MFG RETURN YARDS - GAME

58 @ SPO 5/4/14

#### SACKS - SEASON

32 2014  
14 2015

#### SACKS - GAME

7 vs POR 4/5/14  
5 @ SJS 6/13/15

#### INTS - SEASON

14 2015  
14 2014

#### INTS - GAME

3 @ SJS 6/13/15  
3 vs PDX 4/5/14

#### MOST FUMBLES - SEASON

21 2015  
15 2014

#### MOST FUMBLES - GAME

2 @ ORL 4/18/15  
2 vs SPO 6/28/14

#### PENALTIES - SEASON

172 2015  
132 2014

#### PENALTIES - GAME

14 vs JAX 5/31/15  
13 @ SJS 6/7/14

#### PENALTY YARDS - SEASON

1242 2015  
837 2014

#### PENALTY YARDS - GAME

122 vs ARI 6/27/15  
94 vs SA 6/19/14

#### POINTS SCORED - SEASON

724 2015  
699 2014

#### POINTS SCORED - GAME

69 vs PDX 6/14/14  
55 @ ARI 6/26/15

#### POINTS SCORED - 1ST HALF

42 vs PDX 6/14/14  
31 vs SJS 8/8/15

#### POINTS SCORED - 2ND HALF

48 vs ARI 7/26/15  
37 vs SAT 7/19/14

### LOWS

#### 1ST DOWNS ALLOWED - GAME

12 @ PIT 5/17/16  
14 vs PDX 6/7/15

#### POINTS ALLOWED - SEASON

915 2015  
1010 2014

#### POINTS ALLOWED - GAME

27 vs LVO 7/18/16  
28 vs SPO 7/12/16

#### TOTAL YARDS ALLOWED- SEASON

4825 2015  
5001 2014

#### TOTAL YARDS ALLOWED- GAME

373 @ ORL 4/18/15  
456 @ ARI 6/21/14

### LA KISS RECORD WHEN...

SCORING POINTS	ALL TIME	2015
30 OR MORE	7-23	4-12
40 OR MORE	5-12	2-7
50 OR MORE	2-3	1-1
60 OR MORE	1-2	0-0
70 OR MORE	0-0	0-0

ALLOWING POINTS	ALL TIME	2015
30 OR MORE	5-29	2-14
40 OR MORE	3-25	2-13
50 OR MORE	1-28	0-8
60 OR MORE	1-13	0-7
70 OR MORE	0-5	0-0

GAMES DECIDED BY	ALL TIME	2015
7 OR FEWER	4-7	2-4
3 OR FEWER	1-1	0-0

DAYS	ALL TIME	2015
MONDAY	0-1	0-1
FRIDAY	0-3	0-2
SATURDAY	5-21	2-9
SUNDAY	2-4	2-2

WIN STREAKS	ALL TIME	2015
LONGEST STREAK	2 (2015)	2
LONGEST HOME STREAK	2 (2015)	2
LONGEST ROAD STREAK	1 (2015)	1

	REGULAR SEASON		POSTSEASON	
YEAR	YEARLY	ALL-TIME	YEARLY	ALL-TIME
2015	4-14	7-29	0-0	0-0
2014	3-15	3-15	0-0	0-0

	HOME		ROAD	
YEAR	YEARLY	ALL-TIME	YEARLY	ALL-TIME
2015	3-6	5-13	1-8	2-16
2014	2-7	2-7	1-8	1-8

	DIVISION		CONFRENCE	
YEAR	YEARLY	ALL-TIME	YEARLY	ALL-TIME
2015	1-5	2-8	4-10	7-19
2014	1-3	1-3	3-9	3-9



# ALL-TIME

## ALL-TIME COACHING

HEACH COACH	SEASONS	REGULAR SEASON	POST-SEASON	ARENABOWL
Bob McMillen	2014-2015	24-46-0		0-0

## ALL-TIME ROSTER

### NAME POSITION (YEAR)

#### A

AFUSIA, Kody (2015)  
 ALEXANDER, Lou (2014)  
 ALLEN, Zach (2014)  
 ANDERSON, Chad (2014-2015)

#### B

BASSUENER, Matt (2015)  
 BAXTER, Colin (2014)  
 BELL, B.J. (2014)  
 BELL, Beau (2014)  
 BENTON, Ter'Ran (2015)  
 BERRY, Richard (2015)  
 BOYLE, Shaine (2015)  
 BROOKINS, Mervin (2014)  
 BROWN, Carlton (2015)  
 BROWN, Nekos (2014-2015)  
 BRYANT, Colin (2014)

#### C

CAMPBELL, Sam (2014-2015)  
 CASTILE, L.J. (2014-2015)  
 CATO-BISHOP, Darryl (2014-2015)  
 CELOTTO, Tony (2014)  
 CLANCY, Joe (2015)  
 CLAY, Charles (2015)  
 COHN, Roderick (2014)  
 CRUZ, AJ (2014)

#### D

DALEY, Brenden (2015)  
 DIAZ, Michael (2014-2015)  
 DILLON, Antron (2015)  
 DIX, De'Audra (2015)

#### E

ESTRADA, MATT (2014)

#### F

FLETCHER, Donnie (2014)  
 FRANKLIN, Austin (2015)  
 FREEMAN, Andre (2014)

#### G

GARCIA, Aaron (2014)  
 GILMORE, J.T. (2015)  
 GILSON, Tom (2015)  
 Goard, Tyron (2015)  
 GOODSON, Samora (2014)  
 GOODWIN, Anthony (2015)

#### G (cont.)

GUIITON, Kenny (2014)  
**H**  
 HANSEN, Tyler (2014)  
 HARRELL, Logan (2015)  
 HARRIS, Dajohn (2015)  
 HAYES, Spencer (2015)  
 HEIDARI, Andre (2015)  
 HORN, Levi (2014)

#### I

IDOWU, Ayo (2014)

#### J

JANAC, Michael (2015)  
 JOHNSON, Terren (2014)  
 JONES, Andre (2014)

#### K

KIZER, Rayshaun (2015)  
 KOKER, John (2015)

#### L

LEWIS, Ronnell (2015)  
 LEWIS, Thyron (2015)  
 LOISEAU, Shawn (2014)

#### M

MADSEN, Joe (2014-2015)  
 MASON, Miles (2015)  
 MASON, Myles (2015)  
 MCCLINTON, James (2015)  
 MCCOIL, Dexter (2014)  
 MCPHERSON, Adrian (2015)  
 MERRILL, Otis (2014)  
 MORGAN, Donovan (2015)  
 MORGAN, Donovan (2014)

MORTENSEN, Joe (2014)

MOSS, Dale (2014)

MYERS, Spencer (2015)

#### N

NDIAYE, Elhadji (2014)  
 NEAL, J.C. (2014)  
 NICHOLAS, Nigel (2014)

#### O

OCTAVIEN, Steve (2014)  
 OGBU, Ollie (2014)  
 OJOMO, Adewale (2014)  
 OSSAI, Ben (2014)

#### P

PARKER, Anthony (2015)  
 PARKER, Samie (2014)  
 PELLUM, Romeo (2014)  
 PENDLETON, Wesley (2014)  
 PITTMAN, Dominie (2014-2015)  
 PITTMAN, Dominie (2015)  
 PRICE, Brian (2014)

#### S

SAMBRANO, Jabin (2015)  
 SAMPSON, DeMarco (2014-2015)  
 SCOTT, Laron (2015)  
 SOLOMON, Jeffrey (2015)  
 SOUTHWICK, Dannny (2015)  
 SPENCER, Kenny (2014-2015)  
 SPICER, Michale (2014-2015)  
 STEPHENSON, Cam (2014)  
 STEVENS, Hamani (2015)

#### T

TA'AMU, Ed (2015)  
 TEVAGA, Shannon (2015)  
 THOMPSON, Bran (2014)  
 TOMLIN, Roderic (2014)  
 TRICE, Marcus (2015)  
 TUIASOSOPO, Isa (2015)  
 TUIHALAMAKA, Si (2015)

#### V

VARGAS, Andres (2014)  
 VEIKUNE, David (2014)  
 VICTORIAN, Josh (2015)  
 VIZZI, Tim (2015)

#### W

WHITE, Markee (2014)  
 WILLIAMS, David (2014)  
 WILLIAMS, Mauri (2014)  
 WILSON, Julius (2014)  
 WRIGHT, Winston (2015)

#### Z

ZALUD, Bobby (2015)  
 ZBYDNIEWSKI, Br (2015)

# MEDIA INFORMATION

The LA KISS strive to make its players, coaches and other personnel available in a timely and responsible manner to all accredited members of the media. The 2016 season is sure to provide many exciting moments and in an effort to provide a professional working environment, the following guidelines have been established for the upcoming season.

## MEDIA CREDENTIALS

All requests for working press, radio, television and photo credentials should be submitted in writing or by email to the LA KISS Communications Department. Requests must be submitted no later than 48 hours prior to the game. All credentials are non-transferable and any unauthorized use will subject the bearer to ejection from the arena. Credentials must be visible at all times.

## PRESS ENTRANCE

The Honda Center press entrance is located on the NorthEast press entrance. No access will be allowed through public doors.

## PRESS PARKING

A limited number of parking spaces will be available for accredited media members. Please include your parking request when applying for credentials. Game-by-game requests can be made through the LA KISS Communications Department, but space is not guaranteed.

## GAME-DAY INTERVIEW POLICY

All pre-game interviews may take place on the field up to 90 minutes prior to kickoff; contact the LA KISS Communications Department with requests. Following the game, the head coach will address the media in the Press and Catering Room and players may be interviewed on the field after a league mandated "10-minute cooling off" period. THE LAKISS' MEDICAL TRAINING AREA IS OFF LIMITS AT ALL TIMES. For help in locating players or coaches for interviews, please contact the LA KISS Communications Department. Visiting team interview requests should be made through the visiting team's media relations.

## LOCKER ROOMS

The locker rooms are "off limits" to the media prior to kickoff. The rooms will re-open after the game following a league mandated "10-minute cooling off" period. The official locker room is "off limits" to members of the media at all times. Special requests should be made to the KISS Communications Department.

## PHOTOGRAPERS

Only photographers on assignment will be allowed access to the designated photography locations surrounding the field of play. Because of limited photography positions, NO FREELANCE PHOTOGRAPHY PASSES WILL BE ISSUED.

## PRESS BOX

Press seating is available to accredited media in the press box. There are sufficient phone lines and electrical outlets available in the press box. Contact the LA KISS Communications Department to secure a spot in the press box.

## PRESS LOUNGE

Media with season credentials, or those granted single-game credentials, are invited to have a pre-game meal in the press lounge. The press room will open two hours before kickoff. Press lounge usage is limited to those presenting valid LA KISS or AFL passes. It is impossible to accommodate family, friends, guests or others. Any abuse of dining room privilege may result in forfeiture of a media pass.

## GAME NIGHT SERVICES

Press notes, lineups, programs and other pertinent information will be furnished by the LA KISS Communications department. Halftime statistics, as well as first and third quarter "quickie" stats, will be available in the press box and final statistics books will be made available approximately 15 minutes after conclusion of the game.

## REGULAR SEASON PRACTICES

Unless otherwise notified by the LA KISS Communications Department, all regular season practice sessions are open to the media. The head coach, other members of the coaching staff and players will be available for interviews at the conclusion of each practice. The LA KISS' practice facility is located at Santa Ana College, 1530 W 17th St, Santa Ana, CA 92706. Contact the LA KISS' Communication Department for up-to-date information regarding the team's practice schedule

# MEDIA INFORMATION

## PRINT PUBLICATIONS

**LOS ANGELES TIMES:** 202 W. 1st Street, Los Angeles, CA 90012;

Phone: (213) 237-5000. Sports Editor: Angel Rodriguez. Deputy Editors: John Cherwa and Mike Hiserman; Email: [sports@latimes.com](mailto:sports@latimes.com)

Website: [www.latimes.com](http://www.latimes.com)

**ORANGE COUNTY REGISTER:** 625 N. Grand Avenue, Santa Ana, CA 92701; (714) 796-7804. Fax: (714) 796-6765. Assistant Managing Sports Editor: Todd Harmonson. Email:

[sports@ocregister.com](mailto:sports@ocregister.com)

Website: [www.ocregister.com](http://www.ocregister.com)

**LA DAILY NEWS:** 21860 Burbank Blvd., Suite 200, Woodland Hills, CA 91367; Phone: (818)

713-3607; Fax: (818) 713-3545. Sports Editor: Tom Moore. Email: [tom.moore@langnews.com](mailto:tom.moore@langnews.com)

Website: [www.dailynews.com](http://www.dailynews.com)

## RADIO BROADCASTERS

**KLAC (AM 570) FOX Sports LA:** 3400 W Olive Ave Suite 550, Burbank CA 91505; Phone: (818) 559-2252. Program Director: Don Martin.

Website: [www.am570radio.com](http://www.am570radio.com)

**KSPN (AM 710) ESPN LA:** 800 W. Olympic Blvd., Suite 200, Los Angeles, CA 90015; Phone: (877) 710-3776. Assistant Program Director: Amanda Brown Website: [espn.go.com/losangeles/radio](http://espn.go.com/losangeles/radio)

**KLAA (AM 830):** 2000 Gene Autry Way, Anaheim, CA 92806; Phone: (714) 940-2500; Fax: (714) 940-2589. Director of Business & Operations: Sue Bassett. Website: [www.am830klaa.com](http://www.am830klaa.com)

**KFWB (AM 980) CBS Radio:** 5670 Wilshire Blvd., Suite 200, Los Angeles, CA 90036; Phone: (323) 525-0980. Program Director: Tom Lee. Website: [www.kfwbam.com](http://www.kfwbam.com)

## TELEVISION BROADCASTERS

**KNBC (NBC 4):** 100 Universal City Plaza, Bldg. 2120, Universal City, CA 91608; Phone: (818)684-4321; Fax: (818) 684-3535 Website: [www.nbclosangeles.com](http://www.nbclosangeles.com)

**KTTV (FOX 11):** 1999 South Bundy Drive, Los Angeles, CA 90025; Phone: (310) 584-2348; Fax: (310) 584-2024

Website: [www.myfoxla.com](http://www.myfoxla.com)

**KCBS (CBS 2)/KCAL 9:** 4200 Radford Avenue, Studio City, CA 91604; Phone: (818) 655-2299; Fax: (818) 655-2221

Website: [losangeles.cbslocal.com](http://losangeles.cbslocal.com)

**KABC (ABC 7):** 500 Circle Seven Drive, Glendale, CA 91201; Phone: (818) 863-7777; Fax: (818) 863-7080. Website: [abclocal.go.com/kabc](http://abclocal.go.com/kabc)

**KTLA (CW 5):** 5800 Sunset Boulevard, Los Angeles, CA 90028; Phone: (323) 460-5517; Fax: (323) 460-5333. Website: [www.ktla.com](http://www.ktla.com)

# ARENA & TICKET INFO

Honda Center stands as one of the premier entertainment and sports venues in the country. Opened in 1993, the venue is owned by the City of Anaheim and managed by Anaheim Arena Management, LLC. Home to the 2007 Stanley Cup champion Anaheim Ducks, the arena annually hosts top-name concerts, exciting sporting events and family favorites such as the Harlem Globetrotters, Stars on Ice and Ringling Bros. and Barnum & Bailey Circus. In 2013, capacity crowds filled Honda Center for world class acts such as The Rolling Stones, The Who, The Killers, Fleetwood Mac, LA KISS Football and more.

The arena has three levels of seating. Closest to the arena floor is the Plaza Level with 5,200 seats and 39 luxury suites. Just 21 rows above field, the exclusive San Manuel Premium Level is accessible only to Premium Seat holders. It contains 1,750 seats, 44 luxury suites, The Grand Terrace and the Jack Daniel's Old No. 7 Club. The third level, the Terrace Level, has a total of 9,200 easily accessible seats.

During the offseason, the Honda Center unveiled a brand-new state of the art scoreboard. The new scoreboard's display area is over four times larger than the previous scoreboard and is over 20-feet-tall and 30-feet-wide. The scoreboard's 912 by 1440 lines of resolution makes it the clearest and highest definition scoreboard in any North American venue.

The arena is located in Orange County, east of the 57 (Orange) freeway on Katella Avenue. Five major freeways (57, 22, 5, 91, 55) are conveniently located within a five-mile radius of the facility.

## AMERICANS WITH DISABILITIES SEATING

The Honda Center recognizes the needs of persons with disabilities, as defined by the Americans with Disabilities Act of 1990. The Wells Fargo Center is equipped with elevators. The Universal Symbol marks parking. Wheelchair and Companion Seating should be purchased in advance. To purchase Wheelchair and Companion Seating, contact the Box Office at (714) 704-2400.

## VIDEO AND AUDIO POLICY

Video, audio, and cameras with lenses longer than six inches are prohibited inside the arena. The camera policy is subject to change dependent upon the event promoters' requirements for each event. Binoculars are allowed. Camera bags are not allowed.

## CHILDREN

Children under the age of two do not need a ticket to attend an event, but they must sit on the lap of a paying patron.

## ENTERANCES

There are three main entrances to Honda Center on the north, south and east sides of the building with three concierge entrances for San Manuel Premium Level ticket holders.

## SIGNS

Signs brought in by fans are allowed in Honda Center as long as they are not derogatory, obscene, do not block the view of other guests and are not attached to a pole. Signs may not be affixed or attached to any part of the building or seating areas. Show your support for the LA KISS and bring in your own homemade signs.

## ATMs

There are five Citizen's Business Bank Automatic Teller Machines located on the concourses of Honda Center. Two ATMs can be found on the Plaza Level outside sections 201 and 215, the San Manuel Premium Level outside section 310 and the Terrace Level outside sections 401 and 422.

## FIRST AID

The First Aid room is located on the Plaza Level outside section 216. Emergency Medical Technicians (EMTs) will staff the room from the time that the doors open until the conclusion of the event.

## SMOKING

Honda Center is a non-smoking building. Guests who wish to smoke should have their ticket stub and exit the building to visit the designated smoking areas. The designated smoking areas are: All main entrances on the Plaza Level and the South Veranda on the San Manuel Premium Level (for Suite/Premium Level ticket holders). There is no smoking area on the Terrace Level.

## HONDA CENTER

2695 E Katella Ave  
Anaheim, CA 92806  
(714) 704-2400  
[www.hondacenter.com](http://www.hondacenter.com)



# KISS IN THE COMMUNITY

As we head into our third season, the LA KISS will continue to be committed to our community. Our owners, Paul Stanley and Gene Simmons, have made serving the community a priority throughout their 40-year career. The LA KISS players, coaches, LA KISS Girls, and front office staff are all honored to be apart of Gene and Paul's mission to improve the lives of the less fortunate in Southern California.

The entire LA KISS organization would like to not only be know for bringing the most entertaining football experience in Southern California, but also for our service in the community. Throughout the year we pride ourselves in serving our community in any way possible.

In the past the LA KISS players have visited and brought hope to children in hospitals; during these visits, the players spend quality one-on-one time playing games and interacting with the children receiving care. LA KISS players have also made appearances at many other charities throughout Orange County, including the Jessie Rees Foundation and the Orange County Rescue Mission. We also have helped support local charities fundraiser events and have attended several local high schools' football practices.

We are also very proud that our fans, the KISS Corps, also know the importance of serving our community. During the past Holiday Season, we hosted our first annual LA KISSMASS party to support the Sparks of Love toy drive. Our fans graciously brought over 175 toys to be donated to the people in need in our community.

We look forward to continue serving Orange County, and the rest of Southern California, in 2016 and beyond.

If you would like the LA KISS to be apart of your organization next event, please contact us by sending an email to [info@lakissfootball.com](mailto:info@lakissfootball.com).



# LINDSAY RODOLICO

DIRECTOR & CHOREOGRAPHER OF THE LA KISS GIRLS

Lindsay Rodolico, is a Philadelphia native who got her start in Arena Football with Jon Bon Jovi and the Philly Soul back in 2004. She has choreographed music videos, live performances and various teams in the professional sports industry. Rodolico is currently the Director and Choreographer of the The LA KISS Girls and Junior KISS Girls and has worked with the iconic rock band, KISS since the inaugural season. She also works for the WNBA as the Director of Entertainment, Game Operations and Promotions for the Los Angeles Sparks, directs the dancers for the NBA Legends Tour and is a certified teacher for PK-12th grade.

A huge believer that you lead best by example, Lindsay is actively involved in multiple non profit organizations and shares her love of dance, entertainment, and empowerment with her community.