



Jacksonville Sharks 2016 Postseason Media Guide

JACKSONVILLE SHARKS

TABLE OF CONTENTS

THE SHARKS

Final Roster
Player Biographies

2015 SEASON

Game-By-Game Summaries
Results
Team Comparison
Score-By-Quarters
Individual Statistics
Participation Chart
Game-By-Game Starters

SHARKS HISTORY

Sharks All-Time Records (Individual)
Sharks All-Time Records (Team)
Sharks All-Time Postseason Records
The Last Time it Happened
Situational Records
Sharks vs. Opposition
All-Time Roster
Notable Press Releases

TEAM INFORMATION

Years in the AFL: Seventh
Team Colors: **Blood Red, Midnight Black, Silver**
Alignment: American Conference; South Division
Home Field: Sea Best Field
at the Jacksonville Veterans Memorial Arena
Capacity: 13,011
Head Coach: Bob Landsee
Landsee's Career Record: 26-30 (1-1 Playoffs)
Moss' Record with Sharks: 2-0 (0-0 Playoffs)
2016 Regular Season Record: 7-9
2015 Playoff Record: N/A
All-Time Record: 79-54 (7-4 Playoffs)

CONTACT INFORMATION

Address: 1000 W. Bay St
Jacksonville, FL 32204
office: 904.900.2060
tickets: 904.621.0700
866.611.2116
Phone:
Fax:
CONNECT WITH THE SHARKS
Website: jaxsharks.com
Facebook: facebook.com/jaxsharks
Twitter: @jaxsharks
Instagram: @jaxsharks
YouTube: youtube.com/jaxsharks
League Site: arenafootball.com

The 2015 **Jacksonville Sharks** Post-Season Media Guide was produced by the **Jacksonville Sharks**. Information within is intended for the use of accredited members of the news media only. Those desiring to use information from the Media Guide for commercial purposes must have prior expressed written consent by the **Jacksonville Sharks** Media Relations Department. The Media Guide is based on information available through August 4, 2016.

Statistical information provided by the Arena Football League and the **Jacksonville Sharks**.

THE CREW

Editor: Zander Kean
Layout and Graphics: Zander Kean

On the Cover: Wide receiver Joe Hills celebrates a touchdown in a game against the Los Angeles KISS on July 23, 2016.

PATENT AND TRADEMARK NOTICE:

AFL, Arena Football Get It All, The 50-Yard Indoor War, Football With a Bite, In Your Face Football, War on the Floor, Don't Blink, The Fastest Game on Turf, High Scorin! Heart Stoppin! Helmet Poppin!, Brawl Inside the Wall, Wall 2 Wall Brawl, Real Fun. Real Close. Real Football., and all names, symbols, emblems, logos and colors of the AFL and the AFL Member Teams are trademarks owned by AFL, Chicago, Illinois. IRONMAN is a trademark of World Triathlon Corporation, Tarpon Springs, Florida and is used under license. The Arena Football Game Systems and Method of Play are protected under U.S. Patent No. 4911433; Canadian Patent No. 1314062, Japanese Patent No. 2654822 and Mexican Patent No. 168556.





JACKSONVILLE
SHARKS®

FINAL ROSTER

JACKSONVILLE SHARKS

ACTIVE ROSTER

| No | Name | Ht. | Wt. | Pos. | Exp. | College |
|----|-------------------|-------|-----|------|------|-------------------|
| 1 | Reggie Gray | 5'10" | 185 | WR | 5 | Western Illinois |
| 2 | London Crawford | 6'3" | 205 | WR | 3 | Arkansas |
| 3 | David Hyland | 6'0" | 190 | DB | 5 | Morehead State |
| 4 | Tommy Grady | 6'7" | 240 | QB | 6 | Utah |
| 5 | Micheaux Robinson | 5'9" | 185 | DB | 7 | Otterbein |
| 6 | LaRoche Jackson | 5'11" | 200 | DB | 6 | Clark Atlanta |
| 10 | Sean Brackett | 6'1" | 200 | QB | 1 | Columbia |
| 11 | Tiger Jones | 5'11" | 195 | WR | 7 | Louisville |
| 14 | Lindsey Wolfe | 5'11" | 210 | K | R | Fort Valley State |
| 15 | Keon Lyn | 6'1" | 205 | DB | 1 | Syracuse |
| 17 | Alvin Ray Jackson | 6'2" | 200 | JLB | 5 | Albany State |
| 20 | Antron Dillon | 6'5" | 270 | DL | 4 | North Alabama |
| 21 | Greg Reid | 5'9" | 185 | DB | 1 | Florida State |
| 33 | Keith Bowers | 6'2" | 285 | DL | R | Maryland |
| 39 | Derrick Ross | 6'0" | 250 | FB | 5 | Tarleton State |
| 50 | Ray McNeil | 6'2" | 315 | OL | 5 | Fort Valley State |
| 55 | Dexter Jackson | 6'2" | 270 | MLB | 5 | Bethune-Cookman |
| 68 | Ryan Cave | 6'5" | 335 | OL | 4 | Hampton |
| 69 | Jordan Miller | 6'2" | 325 | DL | R | Southern |
| 72 | Cornelius Lewis | 6'5" | 355 | OL | 4 | Tennessee State |
| 81 | Joe Hills | 6'4" | 220 | WR | 3 | Tennessee State |
| 82 | Andrew Robustelli | 6'3" | 215 | WR | R | Jacksonville |
| 93 | Moqut Ruffins | 6'5" | 320 | OL | 5 | Louisiana Tech |
| 95 | Neefy Moffett | 6'2" | 280 | DL | 1 | Florida State |

INACTIVE RESERVE

| No | Name | Ht. | Wt. | Pos. | Exp. | College |
|----|---------------|------|-----|------|------|----------------|
| 9 | Roger Jackson | 6'1" | 200 | WR | 1 | Arkansas Tech |
| 58 | Khreem Smith | 6'4" | 265 | DL | 1 | Oklahoma State |

INJURED RESERVE

| No | Name | Ht. | Wt. | Pos. | Exp. | College |
|----|--------------------|-------|-----|------|------|---------------------|
| 12 | Anthony DeGrate | 6'3" | 250 | DL | 6 | Texas A&M - Comerce |
| 42 | Laith Wallschleger | 6'3" | 280 | DL | R | Delaware |
| | Chris Pickett | 5'11" | 200 | DB | R | Troy |

COACHING STAFF

Interim Head Coach - Bob Landsee
 Offensive Coordinator - Raymond Philyaw
 Offensive and Defensive Line Coach - B.J. Cohen
 Assistant Coach / Equipment Manager - Erik Gibson
 Director of Sports Medicine - Chris Meny

NUMERICAL ROSTER

| | | | |
|----|-------------------|----|---------------------|
| 1 | Reggie Gray | 33 | Keith Bowers |
| 2 | London Crawford | 39 | Derrick Ross |
| 3 | David Hyland | 42 | Laith Wallschleger* |
| 4 | Tommy Grady | 50 | Ray McNeil |
| 5 | Micheaux Robinson | 55 | Dexter Jackson |
| 6 | LaRoche Jackson | 58 | Khreem Smith |
| 9 | Roger Jackson | 68 | Ryan Cave |
| 10 | Sean Brackett | 69 | Jordan Miller |
| 11 | Tiger Jones | 72 | Cornelius Lewis |
| 12 | Anthony DeGrate* | 81 | Joe Hills |
| 14 | Lindsey Wolfe | 92 | Andrew Robustelli |
| 15 | Keon Lyn | 93 | Moqut Ruffins |
| 17 | Alvin Ray Jackson | 95 | Neefy Moffett |
| 20 | Antron Dillon | | Chris Pickett* |
| 21 | Greg Reid | | |

PRONUNCIATION GUIDE

| | |
|------------------------|-------------|
| MICHEAUX Robinson..... | me•shy |
| LAROCHE Jackson..... | la•RAW•chee |
| MOQUT Ruffins..... | mo•keat |


*Denotes player on Injured Reserve



JACKSONVILLE
SHARKS®

UPDATED PLAYER BIOS

JACKSONVILLE SHARKS



WR

Reggie Gray

1

| Ht. | Wt. | DOB | AFL Exp | College |
|------|-----|----------------|---------|------------------|
| 5-10 | 185 | April 29, 1984 | 5 | Western Illinois |

AFL EXPERIENCE: Jacksonville Sharks (2016), San Jose SaberCats (2014-15), Chicago Rush (2011-13)

TRANSACTION NOTES

Assigned to the Jacksonville roster on a one-year contract, May 30, 2015... Enters his sixth season in the Arena Football League (San Jose, 2014-15 - Chicago, 2011-13).

AFL EXPERIENCE

2015 Earned First Team All-Arena honors after setting new San Jose Sabercats single-season franchise records with 162 catches for 1,698 yards and 44 touchdowns in 18 starts for the team... Named MVP of ArenaBowl XXVIII after catching nine passes for 95 yards and three scores in the game... **2014** Caught 86 passes for 1,054 yards and 29 touchdowns in 14 games with the San Jose Sabercats... **2013** Selected Second Team All-Arena and J. Lewis Small Playmaker of the Year after tallying 140 receptions for 1,978 yards and 46 touchdowns with the Chicago Rush... **2012** Selected Second Team All-Arena... Broke Chicago Rush records for receptions in a season (140), career receiving touchdowns (97), career all-purpose touchdowns (105), career receiving yards (3,906) and career points scored (622)... Scored a total of 52 touchdowns on the year... **2011** Was selected All-Ironman and Second-Team All-Arena after catching 130 passes for 1,969 yards and 49 touchdowns as a rookie for the Chicago Rush.

OTHER PRO EXPERIENCE

Played with the Oklahoma City Yard Dawgz in 2009, when that franchise competed in af2.

COLLEGE

Finished his collegiate career at Western Illinois University...All-Time Leader in receptions (155) and receiving yards (2,454).

PERSONAL

A native of Chicago, Illinois, Gray attended Morgan Park High School.

2016 SEASON

Started six games after joining the Sharks midway through the 2016 season... In his debut against the Philadelphia Soul, caught two touchdown passes and returned a kickoff for a score... Finished the season third on the team with 41 receptions for 381 yards and six touchdowns... Totaled 495 yards and a touchdown on 27 kickoff returns.

JACKSONVILLE SHARKS

AFL STATISTICS

RECEIVING

| Year | Team | Rec | Yds | TD | Lng | Avg/ Catch | Avg/ Game |
|--------------|---------------------|-----|------|-----|-----|---------------|--------------|
| 2011 | Chicago | 130 | 1969 | 48 | 47 | 15.1 | - |
| 2012 | Chicago | 140 | 1937 | 48 | 45 | 13.8 | - |
| 2013 | Chicago | 140 | 1978 | 46 | 41 | 14.1 | - |
| 2014 | San Jose | 86 | 1054 | 29 | 48 | 12.3 | - |
| 2015 | San Jose | 162 | 1698 | 44 | 48 | 10.5 | - |
| 2016 | Jacksonville | 41 | 381 | 6 | 23 | 11.6 | 63.5 |
| Career Total | | 699 | 9017 | 222 | 48 | 12.9 | - |

RETURNS

| Year | Team | Kickoffs | | | Missed FG | | | | |
|--------------|---------------------|----------|------|-----|-----------|----|-----|-----|-----|
| | | No | Yds | TDs | Avg | No | Yds | TDs | Avg |
| 2011 | Chicago | 29 | 709 | 4 | 24.4 | 1 | 3 | 0 | 0 |
| 2012 | Chicago | 75 | 1292 | 3 | 27.2 | 0 | 0 | 0 | 0 |
| 2013 | Chicago | 50 | 1145 | 3 | 22.9 | 0 | 0 | 0 | 0 |
| 2014 | San Jose | 33 | 564 | 1 | 17.1 | 0 | 0 | 0 | 0 |
| 2015 | San Jose | 61* | 1282 | 3 | 21.0 | 0 | 0 | 0 | 0 |
| 2016 | Jacksonville | 27 | 495 | 1 | 18.3 | 0 | 0 | 0 | 0 |
| Career Total | | 275 | 5487 | 15 | 20.0 | 1 | 3 | 0 | 3.0 |

* Sharks Team Leader

JACKSONVILLE SHARKS



WR London Crawford 2

| Ht. | Wt. | DOB | AFL Exp | College |
|-----|-----|---------------|---------|----------|
| 6-3 | 205 | Oct. 19, 1986 | 3 | Arkansas |

GAMES PLAYED/STARTED: 2016 (5/2) 2015 (7/7), 2014 (10/10), 2013 (5/2)

AFL TOTALS: 27 games, 21 starts

POSTSEASON TOTALS: 3 Games, 3 Starts

AFL EXPERIENCE: Jacksonville Sharks (2013-16)

TRANSACTION NOTES

Retained by the Jacksonville Sharks during the Exclusive Period following the 2014 season... Enters his fourth season in the Arena Football League. Jacksonville Sharks (2013-15).

AFL EXPERIENCE

2015 Crawford caught five touchdowns in the seven games that he saw action, totaling 356 yards and 41 receptions. Crawford's ArenaBowl XXVIII appearance was short due to an injury in the 1st quarter. **2014** Crawford started each of the Sharks' first 10 games of the 2014 season before suffering a season-ending knee injury in Week 11 against Tampa Bay... Despite the missed time, ranked second on the team with 975 receiving yards and 23 touchdowns on his 75 receptions... Caught at least one touchdown pass in all 10 games, scoring multiple times on seven occasions... Notched five games with three or more touchdowns, first hitting the mark in Week 3 against San Antonio... Racked up back-to-back four-touchdown games in Week 8 against Arizona and Week 9 at Iowa. **2013** Crawford appeared in five games during his first AFL season... spent 12 weeks on injured reserve before making his debut against the Utah Blaze... Scored nine touchdowns in his five games played, including a performance against the Spokane Shock in Week 17 when Crawford scored a touchdown on each of his four touches.

2016 SEASON

Crawford was in and out of the lineup in 2016, spending two different stints on injured reserve... Saw action in a total of five games during the regular season, making two starts... Caught 28 passes for 248 yards and two touchdowns.

OTHER PRO EXPERIENCE

2012 Spent the 2012 season with the Columbus Lions of the Professional Indoor Football League... Emerged as one of the league's top weapons, leading all PIFL receivers with 103 receptions... Ranked third in the league with 1,044 receiving yards... Selected as the PIFL's Offensive Rookie of the Year and earned a spot on the All-PIFL First Team.

2010 Signed with the National Football League's Houston Texans as an undrafted free agent... Waived by Houston prior to the start of the regular season... Spent time on the practice squads of the Canadian Football League's Hamilton Tiger-Cats and Toronto Argonauts.

COLLEGE

Played at the University of Arkansas... His most productive season came as a junior in 2008, as he racked up 27 catches for 311 yards and a touchdown that season... Totaled 53 receptions for 747 yards and four touchdowns during his college career... Also logged eight carries for 74 yards as a member of the Razorbacks... Majored in Kenisiology while at Arkansas.

PERSONAL

Crawford is a native of Mobile, Alabama and attended Davidson High School... Ranked by Scout as the No. 30 wide receiver nationwide and as the No. 11 overall player in Alabama... A track standout, he was the anchorman on his high school's 4x100 relay team... Also recruited by LSU, Auburn, Alabama, Miami, Louisville and Southern Miss... Son of James McCord and Dana Crawford.

JACKSONVILLE SHARKS

AFL STATISTICS

RECEIVING


| Year | Team | Rec | Yds | TD | Lng | Avg/ Catch | Avg/ Game |
|--------------|--------------|-----|------|----|-----|---------------|--------------|
| 2013 | Jacksonville | 23 | 243 | 6 | 49* | 10.6 | 48.6 |
| 2014 | Jacksonville | 75 | 975 | 23 | 45 | 13.0 | 97.5* |
| 2015 | Jacksonville | 41 | 356 | 5 | 31 | 8.7 | 50.8 |
| 2016 | Jacksonville | 28 | 246 | 2 | 24 | 8.8 | 49.2 |
| Career Total | | 167 | 1820 | 36 | 49 | 11.3 | 67.4 |

RUSHING

| Year | Team | Att | Gain | Loss | Net | TD | Lng | Avg/Game |
|--------------|--------------|-----|------|------|-----|----|-----|----------|
| 2013 | Jacksonville | 6 | 8 | 0 | 8 | 3 | 2 | 1.6 |
| 2014 | Jacksonville | 5 | 23 | 0 | 23 | 1 | 16 | 2.3 |
| 2015 | Jacksonville | 0 | 0 | 0 | 0 | 0 | 0 | 0.0 |
| 2016 | Jacksonville | 2 | 4 | 0 | 4 | 1 | 3 | 0.8 |
| Career Total | | 13 | 35 | 0 | 35 | 4 | 16 | 1.3 |

* Team Leader

JACKSONVILLE SHARKS



DB

David Hyland

3

Ht. Wt. DOB AFL Exp College

6-0 190 May 10, 1987 5 Morehead State

GAMES PLAYED: 2016 (16), 2015 (16), 2014 (8), 2013 (17) 2012 (18), 2010 (18)

AFL TOTALS: 93 games

POSTSEASON TOTALS: --

AFL EXPERIENCE: **Jacksonville Sharks** (2016), San Jose SaberCats (2014-15), Utah Blaze (2012-13), Oklahoma City Yard Dawgz (2010)

TRANSACTION NOTES

Assigned to the Jacksonville roster on a one-year contract, January 20, 2014... Enters his sixth season in the Arena Football League (Pittsburgh, 2014 - Utah, 2011-13 - Oklahoma City, 2010).

AFL EXPERIENCE

2015: Logged 95 tackles and 10 takeaways in 16 games with the San Jose Sabercats... Named Al Lucas AFL Pulse Hero Award winner for his community service efforts... Selected Defensive Player of the Game and Playmaker of the Game at ArenaBowl XXVIII after tallying five tackles, a fumble recovery and a pick-six in the 2015 AFL championship game... **2014:** Collected 36.5 tackles and three interceptions in eight games with the San Jose Sabercats... **2013:** Collected 85.5 tackles and seven interceptions in 17 starts for the Utah Blaze...**2012:** Led the Utah Blaze in tackles with 81... Named AFL's Community MVP... **2010:** Voted the Defensive MVP for the Oklahoma City Yard Dawgz as a rookie after leading the team with 76.5 tackles... College Experience: Named First Team All-PFL three times during his collegiate career at Morehead State... Appeared in 44 games, setting an FCS record with 61 passes defensed... Totaled 167 tackles and set the school record with 21 interceptions for his career.

2016 SEASON

Hyland started all 16 games in the Sharks' secondary in 2016, his first season with Jacksonville... Started at Jack linebacker in his season debut before moving to defensive back the rest of the way... Finished second on the team with 79 total tackles (58 solo), recording 10 pass breakups... Led the Sharks with three fumble recoveries, forced two fumbles and also recorded one interception.

COLLEGE

Played for Morehead State, appearing in over 44 games and set the school record for career interceptions with 21.

PERSONAL

Hyland is a native of Woodstock Georgia and played for Etowah Highschool.

AFL STATISTICS

| DEFENSE | | TACKLES | | | FOR LOSS | | FUMBLES | | INTERCEPTIONS | | |
|--------------|---------------------|---------|-----|-----|----------|-----|---------|----|---------------|-----|-----|
| Year | Team | Tot | UA | A | TFL | Sck | FF | FR | INT | YDS | PBU |
| 2010 | Oklahoma City | 76.5 | 61 | 31 | 0.5 | 0.0 | 1 | 4 | 8 | 78 | 12 |
| 2012 | Utah | 81.0 | 68 | 26 | 3.0 | 0.0 | 0 | 1 | 2 | 0 | 10 |
| 2013 | Utah | 85.5 | 68 | 35 | 1.5 | 0.0 | 2 | 3 | 7 | 47 | 19 |
| 2014 | San Jose | 36.5 | 29 | 15 | 1.0 | 0.0 | 1 | 2 | 3 | 64 | 5 |
| 2015 | San Jose | 95.0 | 76 | 38 | 0.5 | 0.0 | 1 | 5 | 5 | 60 | 12 |
| 2016 | Jacksonville | 79.0 | 58 | 42 | 1.0 | 0.0 | 2 | 3 | 1 | 55 | 10 |
| Career Total | | 453.5 | 360 | 187 | 7.5 | 0.0 | 7 | 18 | 26 | 304 | 68 |

JACKSONVILLE SHARKS



QB

Tommy Grady

4

| Ht. | Wt. | DOB | AFL Exp | College |
|-----|-----|---------------|---------|---------|
| 6-7 | 250 | Mar. 18, 1985 | 6 | Utah |

GAMES PLAYED/STARTED: 2016 (16/16), 2015 (18/18), 2014 (18/18), 2013 (15/13), 2012 (18/18), 2011 (15/15), 2010 (16/16)

AFL TOTALS: 116 games, 114 starts

POSTSEASON TOTALS: 6 games, 6 starts

AFL EXPERIENCE: **Jacksonville Sharks** (2015-16) Pittsburgh Power (2014), Utah Blaze (2011-13), Oklahoma City Yard Dawgz (2010)

TRANSACTION NOTES

Retained by the Jacksonville Sharks October 16th, 2015. Assigned to the Jacksonville roster on January 20, 2014... Enters his seventh season in the Arena Football League, second with the Jacksonville Sharks (2015), Pittsburgh Power (2014), Utah Blaze (2011-13), Utah, Oklahoma City yard dawgz (2010).

AFL EXPERIENCE

2015 Started all 18 regular season games, Grady completed 402 passes, 95 touchdowns and threw for 4,660 yards during the 2015 season. Led the Sharks to an American Conference Championship victory and the teams' second-ever ArenaBowl appearance. **2014** Led the Pittsburgh Power to a 15-3 record in his lone season with the team... Completed 429 of his 710 pass attempts (60.4%) for 4,717 yards and 115 touchdowns against 17 interceptions... Finished second among all AFL passers in passing yards and touchdowns. **2013** Completed 57.3 of his pass attempts (310-541) for 3,570 yards in his third season with the Utah Blaze... Threw 67 touchdown passes against 28 interceptions. **2012** Named AFL MVP, Offensive Player of the Year and First Team All-Arena following a phenomenal 2012 season with Utah... Established new all-time single-season AFL records with 142 touchdown passes, 5,870 yards, 507 completions and 743 attempts... Completed a career-best 68.2 percent of his passes that season... Tied a single-game AFL record with 12 touchdown passes in a late-season contest against the Cleveland Gladiators. **2011** In his first season with Utah, completed 382 of 580 passes (65.9%) for 4,365 yards and 107 touchdowns... Threw a career-low total of 11 interceptions that year. **2010** Moved up to the AFL with the Oklahoma City Yard Dawgz in 2010, throwing for 81 touchdowns against 17 picks as a rookie.

2016 SEASON

Grady started all 16 games under center in the 2016 season, his second with the Sharks... Led the AFL in pass efficiency (125.4) and passing yards per game (280.9) while ranking third in the league with 94 touchdown passes and a 68.1% completion rate. In a Week 15 game against Arizona, Grady became the first player in team history to throw 10 touchdown passes in a single game... Grady never threw multiple picks in a single game and had nine interception-free performances... Threw for seven or more touchdowns on six separate occasions in 2016.

OTHER PRO EXPERIENCE

Played with the Oklahoma City Yard Dawgz in 2009, when that franchise competed in af2

COLLEGE

Finished his collegiate career at the University of Utah after transferring from the University of Oklahoma... Largely a backup in college, Grady made three starts for the Utes as a senior in 2007... Most notable collegiate performance came in a 44-6 rout of No. 11 UCLA, as Grady threw three touchdown passes in that game.

PERSONAL

A native of Huntington Beach, California, Grady starred at Edison High School... Was a consensus four-star recruit in his class, ranking among the top five quarterback prospects in the nation according to both Rivals.com and Scout.com.

AFL STATISTICS

PASSING

| Year | Team | Cmp | Att | Cmp% | Yds | TD | Int |
|--------------|---------------------|------|------|------|--------|-----|-----|
| 2010 | Oklahoma City | 363 | 597 | 60.8 | 4307 | 81 | 17 |
| 2011 | Utah | 382 | 580 | 65.9 | 4365 | 107 | 11 |
| 2012 | Utah | 507 | 743 | 68.2 | 5870 | 142 | 21 |
| 2013 | Utah | 310 | 541 | 57.3 | 3570 | 67 | 28 |
| 2014 | Pittsburgh | 429 | 710 | 60.4 | 4717 | 115 | 17 |
| 2015 | Jacksonville | 402 | 597 | 67.3 | 4660 | 95 | 11 |
| 2016 | Jacksonville | 400 | 587 | 68.1 | 4495 | 94 | 7 |
| Career Total | | 2793 | 4355 | 64.1 | 31,984 | 701 | 112 |

JACKSONVILLE SHARKS



DB Micheaux Robinson 5

| Ht. | Wt. | DOB | AFL Exp | College |
|-----|-----|--------------|---------|----------------|
| 5-9 | 185 | Apr. 3, 1983 | 7 | Otterbein (OH) |

GAMES PLAYED/STARTED: 2016 (1/1), 2015 (1/1), 2014 (18/18), 2013 (17/17), 2012 (15/15), 2011 (18/16), 2010 (13/13), 2007 (12/12)

AFL TOTALS: 93 games, 91 starts

POSTSEASON TOTALS: 7 games, 7 starts

AFL EXPERIENCE: Jacksonville Sharks (2010-16), Philadelphia Soul (2012), Orlando Predators (2007)

TRANSACTION NOTES

Retained by the Jacksonville Sharks following the 2015 season. Assigned to the Jacksonville roster on December 11, 2015. Robinson is entering his eight season in the AFL and fifth season with the Jacksonville Sharks. Jacksonville Sharks (2012-2015), Philadelphia (2012), Jacksonville Sharks (2010-11), Orlando Predators (2007).

2016 SEASON

Micheaux Robinson saw action in just one game in 2016, getting the start against Philadelphia in Week 10.

AFL EXPERIENCE

2015 Robinson only appeared on the roster for one game for the Sharks during the post season, performing only in ArenaBowl XXVIII recording one tackle. **2014** Robinson started all 18 games, leading the team with 82 tackles (76 solo) 22 pass breakups, and five interceptions. Robinson recorded a season high of 9.5 tackles in week 19 against Cleveland. **2013** Robinson started 17 games in the Sharks' secondary in 2013... Led the league with 33 pass breakups, finishing third in the AFL with 37 total passes defended... Was the team's second-leading tackler, totaling 78 stops (71 solo) and one tackle for loss... Pulled down four interceptions, returning two for scores. **2012** Robinson joined the Sharks mid-way through his fourth season in the Arena Football League. Acquired during the offseason by the Philadelphia Soul to be on the 2012 roster, November 28, 2011. In eight games before being traded to Jacksonville, Robinson ranked third on the Soul with 37 tackles. Also had one interception for 35 yards. **2011** Assigned to the Jacksonville Sharks' 2011 roster for his second season with the club... Started 18 games registering 114.5 tackles, 11 interceptions and a league-best 46 pass breakups, earning him All-Arena First Team honors... Had his best day as a defender, Week 2 vs. Georgia (3/18), where registered seven tackles, four pass breakups and two interceptions for 34 yards. **2010** Earned All-Arena Second Team honors as a member of the expansion Jacksonville Sharks. Led the Sharks in pass breakups (23) and interceptions (8). Also had 82 tackles (64 solo). **2007** Made his AFL debut as a member of the Orlando Predators.

OTHER PRO EXPERIENCE

2009 Signed with the Montreal Alouettes' practice squad of the Canadian Football League. Began the year as a member of the Wilkes-Barre/Scranton Pioneers of the AF2. Was named Defensive Player of the Year and First Team All-AF2 American Conference. **2008** Signed with the Pioneers for his first season with the team.

COLLEGE

Played at Otterbein University... A four-year starter, Robinson finished his Otterbein career tied for the most interception in school history with 13... D3football.com All American honorable mention in 2003 and was named All-OAC in 2003 and 2004.

PERSONAL

Born April 3, 1983... Attended Fostoria (OH.) High School where he played football, basketball and baseball... The son of Russell, Sr. and DeLois Robinson.

AFL STATISTICS

| DEFENSE Year Team | TACKLES | | | FOR LOSS | | | FUMBLES | | | INTERCEPTIONS | | | | SCORING | | |
|----------------------|---------|------|----|----------|-----|-----|---------|----|----|---------------|-----|-----|-----|---------|------|-----|
| | Tot | UA | A | TFL | YDS | Sck | YDS | FF | FR | YDS | INT | YDS | PBU | BLK | Safe | TDs |
| 2007 Orlando | 39.0 | 36 | 6 | N/A | N/A | 0.0 | 0 | 1 | 1 | 0 | 0 | 0 | 2 | 0 | 0 | 0 |
| 2010 Jacksonville | 71.0 | 63 | 16 | N/A | N/A | 0.0 | 0 | 0 | 3 | 0 | 7 | 39 | 23 | 0 | 0 | 0 |
| 2011 Jacksonville | 114.5 | 107* | 15 | 0.5 | 2 | 0.0 | 0 | 1 | 1 | 0 | 11* | 95 | 46* | 0 | 0 | 0 |
| 2012 Philadelphia | 37.0 | 33 | 8 | 0 | 0 | 0.0 | 0 | 1 | 3 | 0 | 1 | 35 | 3 | 0 | 0 | 0 |
| 2012 Jacksonville | 27.5 | 26 | 3 | 0 | 0 | 0.0 | 0 | 0 | 1 | 0 | 5 | 51 | 15* | 0 | 0 | 1 |
| 2013 Jacksonville | 78.0 | 71 | 14 | 1.0 | 1 | 0.0 | 0 | 1 | 0 | 0 | 4 | 92 | 33* | 0 | 0 | 2 |
| 2014 Jacksonville | 82.0* | 76* | 12 | 0.0 | 0 | 0.0 | 0 | 2 | 1 | 3 | 5 | 58 | 22* | 0 | 0 | 0 |
| 2015 Jacksonville | 1.0 | 1 | 0 | 0.0 | 0 | 0.0 | 0 | 0 | 0 | 0 | 0 | 0 | 0 | 0 | 0 | 0 |
| 2016 Jacksonville | 8.5 | 6 | 5 | 0.0 | 0 | 0.0 | 0 | 0 | 1 | 0 | 0 | 0 | 1 | 0 | 0 | 0 |
| Career Total | 457.5 | 418 | 79 | 1.5 | 3 | 0.0 | 0 | 6 | 11 | 0 | 33 | 370 | 145 | 0 | 0 | 3 |

* Team Leader

JACKSONVILLE SHARKS



DB LaRoche Jackson 6

| Ht. | Wt. | DOB | AFL Exp | College |
|--|-----|---------------|---------|---------------|
| 5-11 | 195 | Jun. 21, 1984 | 5 | Clark Atlanta |
| GAMES PLAYED/STARTED: 2016 (13/13), 2015 (13/7), 2014 (15/14), 2013 (14/13), 2012 (18/14), 2011 (17/15) | | | | |
| AFL TOTALS: 90 games, 78 starts | | | | |
| POSTSEASON TOTALS: 10 games, 10 starts | | | | |
| AFL EXPERIENCE: Jacksonville Sharks (2011-12, 2015-16), Cleveland Gladiators (2013-2014) | | | | |

TRANSACTION NOTES

Retained by the Jacksonville Sharks, November 6th, 2015... Enters his sixth season in the Arena Football League, fourth with the Sharks. Jacksonville Sharks (2015), Cleveland Gladiators (2013-14), Jacksonville Sharks (2011-12).

AFL EXPERIENCE

2015 Returned to Jacksonville early in the 2015 season from Cleveland, appeared in 13 games for the Sharks and started seven. Jackson finished the season 59 total tackles, eight pass break ups and three interceptions. **2014** In his second season with Cleveland Jackson led the Gladiators in total tackles amassing 105.5 total tackles and in solo tackles with 88. Jackson added three interceptions, three forced fumbles and seven pass break ups to his 2014 season. **2013** Jackson finished his first season in Cleveland with a team high total of 85 tackles (75 solo). Jackson Hauled in five interceptions and recovered four fumbles. **2012** Led the Sharks in tackles for a second consecutive season, had 14 pass breakups and four interceptions. **2011** During his rookie season he set a franchise record for total tackles with 119, tied for second on the team with six interceptions and finished the season with 10 pass break ups.

2016 SEASON

Jackson was a mainstay in the Sharks' secondary during the 2016 season, starting all 13 games in which he played... Made 12 starts at defensive back and one at Jack linebacker... Matched a career high with six interceptions and finished third on the team with 77 total tackles (64 solo)... Also recorded 10 pass breakups.

OTHER PRO EXPERIENCE

2010 Spent time with the Hamilton Tiger Cats of the CFL. **2009** Jackson was nominated for the Indoor Football League's MVP award as a member of the Bloomington Extreme. Recording 41.5 tackles, eight interceptions and two kickoff returns for TDs. **2008** Jackson made his indoor football debut in the American Indoor Football Association (AIFA), as a member of the Carolina Speed.

PERSONAL

A native of Irwinton, Georgia, Jackson attended Wilkinson County High School.

AFL STATISTICS

| Year | Team | TACKLES | | | FOR LOSS | | FUMBLES | | INTERCEPTIONS | | | |
|--------------|--------------|---------|-----|-----|----------|-----|---------|----|---------------|-----|-----|----|
| | | Tot | UA | A | TFL | Sck | FF | FR | INT | YDS | PBU | TD |
| 2011 | Jacksonville | 119* | 99 | 40 | 2.5 | 0.0 | 0 | 2 | 6 | 74 | 10 | 1 |
| 2012 | Jacksonville | 97* | 84* | 26 | 1.5 | 0.0 | 1 | 1 | 4 | 104 | 14 | 1 |
| 2013 | Cleveland | 85* | 75* | 20* | 2.5 | 0.0 | 2 | 4 | 5 | 52 | 9 | 1 |
| 2014 | Cleveland | 105.5* | 88* | 35# | 5.5 | 0.0 | 2 | 3 | 3 | 74 | 7 | 2 |
| 2015 | Jacksonville | 59 | 48 | 22 | 1.0 | 0.0 | 0 | 0 | 3 | 20 | 8 | 1 |
| 2015 | Jacksonville | 77 | 64 | 26 | 0.0 | 0.0 | 0 | 0 | 6 | 29 | 10 | 0 |
| Career Total | | 542.0 | 458 | 169 | 13.0 | 0.0 | 5 | 10 | 27 | 353 | 58 | 6 |

* Team Leader
Shared Team Leader

JACKSONVILLE SHARKS



WR

Roger Jackson

9

Ht. Wt. DOB AFL Exp College

6-3 200 Aug. 19, 1989 1 Arkansas Tech

GAMES PLAYED/STARTED: 2016 (6), 2015 (11)

AFL TOTALS: 17 games

POSTSEASON TOTALS: 0 games

AFL EXPERIENCE: Jacksonville Sharks (2016), New Orleans VooDoo (2015)

TRANSACTION NOTES

Assigned to the Jacksonville roster October 15th, 2015. Enters his second season in the AFL, first with the Sharks. New Orleans VooDoo (2015).

AFL EXPERIENCE

2015: Caught 74 passes for 924 yards and 16 touchdowns in 11 starts as a rookie for the New Orleans VooDoo.

2016 SEASON

Jackson made six starts at wide receiver during his first season with the Sharks... Totaled 34 receptions for 339 yards and five touchdowns during the regular season, finishing fourth on the team in each of those categories... After a lengthy period out of the lineup, returned to catch two touchdowns in the Sharks' regular season finale against Tampa Bay.

COLLEGE

Played for Arkansas Tech where he recorded 92 catches for 1,249 yards in 27 games.

PERSONAL

Roger Jackson is a native to New Orleans, Louisiana.

AFL STATISTICS

RECEIVING

| Year | Team | Rec | Yds | TD | Lng | Avg/ Catch |
|--------------|--------------|-----|------|----|-----|---------------|
| 2015 | New Orleans | 74 | 924 | 16 | 45 | 12.5 |
| 2016 | Jacksonville | 34 | 339 | 5 | 35 | 10.0 |
| Career Total | | 108 | 1263 | 21 | 45 | 11.7 |

* Team Leader

Shared Team Lead

† Sharks Career Leader

JACKSONVILLE SHARKS



QB

Sean Brackett

10

| Ht. | Wt. | DOB | AFL Exp | College |
|-----|-----|--------------|---------|----------|
| 6-1 | 200 | Nov. 3, 1991 | 1 | Columbia |

GAMES PLAYED/STARTED: 2016 (15), 2015 (12)

AFL TOTALS: 27 games

POSTSEASON TOTALS: 0 games 0 starts

AFL EXPERIENCE: **Jacksonville Sharks** (2016), Las Vegas (2015)

TRANSACTION NOTES

Assigned to the Jacksonville roster October 15, 2015. Enters his second season in the AFL, first with the Sharks. Las Vegas Outlaws (2015).

AFL EXPERIENCE

2015: Passed for 1,114 yards and 23 touchdowns to go along with six rushing scores in 12 games as a rookie with the Las Vegas Outlaws

2016 SEASON

Brackett played in all but one game during the 2016 season, serving as the team's backup quarterback and holder while also filling a role on kickoff coverage... Completed three of his 10 pass attempts for 21 yards... Recorded eight total tackles (six solo) on special teams and during spot duty at Jack linebacker.

COLLEGE

Spent his collegiate career at Columbia where he was a four-year starter and a selected All-Ivy League multiple times during his career. Brackett passed for 6,273 yards, 46 TDs in 33 games. Brackett also rushed 414 times for 1,233 yards and 11 touchdowns.

PERSONAL

Brackett is a native of Brooklyn, CT.

AFL STATISTICS

PASSING

| Year | Team | Cmp | Att | Cmp% | Yds | TD | Int |
|--------------|---------------------|-----|-----|------|------|----|-----|
| 2015 | Las Vegas | 80 | 154 | 51.9 | 1114 | 23 | 7 |
| 2016 | Jacksonville | 3 | 10 | 30.0 | 21 | 0 | 0 |
| Career Total | | 83 | 164 | 50.6 | 1135 | 23 | 7 |

JACKSONVILLE SHARKS



WR

Tiger Jones

11

| Ht. | Wt. | DOB | AFL Exp | College |
|------|-----|--------------|---------|------------|
| 5-11 | 195 | May 21, 1982 | 7 | Louisville |

GAMES PLAYED/STARTED: 2016 (15/15), 2015 (18/18), 2014 (18/18), 2013 (18/18), 2012 (16), 2011 (18), 2008 (12)

AFL TOTALS: 131 games

POSTSEASON TOTALS: 8 games

AFL EXPERIENCE: **Jacksonville Sharks** (2015-16), Philadelphia 2012-14, Dallas Vigilantes (2011), Milwaukee Iron (2010), Georgia Force (2008)

TRANSACTION NOTES

Retained by the Jacksonville Sharks October 19, 2015... Enters his eight season in the Arena Football League, second with Sharks. Jacksonville Sharks (2015), Philadelphia Soul (2012-14), Dallas Vigilantes (2011), Milwaukee Iron (2010), Georgia Force (2008)

2016 SEASON

Jones started all but one of the Sharks' games in 2016, finishing second on the team with 105 receptions for 1,218 yards and 18 touchdowns... Became the fourth player in AFL history to total 1,000 or more career receptions, and later moved past Lawrence Samuels and into third place on the AFL's all-time list... Recorded six multi-touchdown games and crossed the 100-yard mark four times.

AFL EXPERIENCE

2015 Started all 18 games for the Sharks setting a new franchise record with 2,087 receiving yards, Jones also had an impressive 38 TDs and 148 catches. **2014** Jones served with Philadelphia leading the team in receptions (114), yards(1646), and touchdowns (33). **2013** Became the first wideout in AFL history to record three consecutive 2,000 yard seasons. **2012** First years with the Soul amassed 133 receptions for 2,010 yards and 47 TDs and was the team leader in TDs and receptions. **2011** Lead the Dallas Vigilantes in receptions, yards and TDs, **2010** Earned Second Team All-Arena honors with the Milwaukee Iron setting a career high or 1,810 receiving yards. **2008** His rookie season in the AFL Jones played for the Georgia Force recording a team high of 29 TDs and 1219 receiving yards.

OTHER PRO EXPERIENCE

Jones had several stints with other professional football teams including the Philadelphia Eagles (2012), United Football League's Virginia Destroyers (2011), CFL's B.C. Lions (2006), Washington Redskins (2005).

COLLEGE

Jones spent his collegiate career at the University of Louisville, totaling 26 receptions for 326 yards and four touchdowns in 51 games with the Cardinals.

PERSONAL

A native of Mobile, Alabama, Jones attended St. Paul's Episcopal School.

AFL STATISTICS

| RECEIVING | | Rec | Yds | TD | Lng | Avg/ Catch | Avg/ Game |
|--------------|---------------------|------|-------|-----|-----|---------------|--------------|
| Year | Team | | | | | | |
| 2008 | Georgia | 96 | 1214 | 29* | - | 12.6 | 101.2* |
| 2010 | Milwaukee | 125* | 1810* | 42* | 46 | 14.5 | 113.1* |
| 2011 | Dallas | 171* | 2232* | 42* | 43 | 13.1 | 124.0* |
| 2012 | Philadelphia | 133* | 2010* | 47* | 45 | 15.1 | 125.6* |
| 2013 | Philadelphia | 150* | 2121* | 37* | 45 | 14.1 | 117.8* |
| 2014 | Philadelphia | 114* | 1646* | 33* | 40 | 14.4 | 91.4* |
| 2015 | Jacksonville | 148 | 2087* | 38 | 48 | 14.1 | 151.9* |
| 2016 | Jacksonville | 105 | 1218 | 18 | 33 | 11.6 | 81.2* |
| Career Total | | 1042 | 14338 | 286 | 48 | 13.7 | 109.5 |

* Team Leader

JACKSONVILLE SHARKS



DL

Anthony DeGrate

12

Ht. Wt. DOB AFL Exp College

6-3 250 Jul. 9, 1987 4 Texas A&M - Commerce

AFL EXPERIENCE: Jacksonville Sharks (2016), Cleveland Gladiators (2014-15), Pittsburgh Power (2011-12), Tulsa Talons (2011)

TRANSACTION NOTES

Assigned to the Jacksonville roster on a one-year contract, November 10 2015... Enters his fifth season in the Arena Football League (Cleveland, 2014-2015 - Pittsburgh, 2011-2012 - Tulsa, 2011).

AFL EXPERIENCE

2015: Tallied 20.5 tackles and 2.5 sacks in 16 games with the Cleveland Gladiators. **2014:** Collected 16.5 tackles and four sacks in 11 games with the Gladiators. **2012:** Recorded 44 tackles and 4.5 sacks with the Pittsburgh Power. **2011:** Collected 20 tackles and one sack as a rookie splitting time between the Tulsa Talons and Power.

OTHER PRO EXPERIENCE

Drafted by the Tampa Bay Buccaneers in the 7th round of the 1997 NFL Draft.

COLLEGE

Attended Texas A&M Commerce where he collected 49 tackles, nine sacks and a blocked kick as a senior for the Lions.

PERSONAL

A native of Dallas, Texas, DeGrate attended Kilgore Junior College and Dallas Nimitz High School... Collected 90 tackles and a sack in his freshman and sophomore year and was recognized for All-District in his senior season.


2016 SEASON

DeGrate saw action in each of the Sharks' first six games (two starts) before suffering a season-ending injury... Totaled 5.5 tackles while also recording a sack and forcing a fumble.

AFL STATISTICS

| DEFENSE | TACKLES | | | FOR LOSS | | | FUMBLES | | | INTERCEPTIONS | | | | SCORING | | | |
|--------------------------|------------|----------|----------|------------|----------|------------|----------|----------|----------|---------------|----------|----------|----------|----------|----------|----------|----------|
| | Year Team | Tot | UA | A | TFL | YDS | Sck | YDS | FF | FR | YDS | INT | YDS | PBU | BLK | Safe | TDs |
| 2011 Tulsa/Pittsburgh | 20.0 | 12 | 16 | 2.0 | - | 0.5 | - | 0 | 1 | 0 | 0 | 0 | 0 | 1 | 0 | 0 | 0 |
| 2012 Pittsburgh | 44.0 | 27 | 34 | 7.5 | - | 4.0 | - | 2 | 0 | 0 | 0 | 0 | 3 | 0 | 0 | 0 | 0 |
| 2014 Cleveland | 16.5 | 13 | 7 | 4.0 | - | 2.5 | - | 3 | 0 | 0 | 0 | 0 | 1 | 0 | 0 | 0 | 0 |
| 2015 Cleveland | 20.5 | 11 | 19 | 2.5 | - | 1.5 | - | 5 | 1 | 0 | 0 | 0 | 1 | 0 | 0 | 0 | 0 |
| 2015 Jacksonville | 5.5 | 2 | 7 | 1.0 | - | 1.0 | - | 1 | 0 | 0 | 0 | 0 | 0 | 0 | 0 | 0 | 0 |
| Career Total | 106.5 | 65 | 83 | 19.0 | - | 13.0 | - | 11 | 2 | 0 | 0 | 0 | 6 | 0 | 0 | 0 | 0 |

JACKSONVILLE SHARKS



K

Lindsey Wolfe 14

| Ht. | Wt. | DOB | AFL Exp | College |
|------|-----|---------------|---------|-------------------|
| 5-11 | 210 | Dec. 13, 1988 | R | Fort Valley State |

AFL EXPERIENCE: Jacksonville Sharks (2016)

TRANSACTION NOTES

Assigned to the Jacksonville roster on a one-year contract, May 25, 2016... Enters his rookie season in the Arena Football League.

OTHER PRO EXPERIENCE

Played with the Columbus Lions in the Professional Indoor Football League.

COLLEGE

Finished his collegiate career at Fort Valley State College.

2016 SEASON


Wolfe joined the Sharks midway through the 2016 season, serving as the team's placekicker in each of the final nine games... Connected on 49 of his 66 point-after attempts (74.2%)... Did not attempt a field goal.

AFL STATISTICS

KICKING

| Year | Team | FGM | FGA | FG% | LONG | PAT |
|--------------|--------------|-----|-----|-----|------|---------------|
| 2016 | Jacksonville | 0 | 0 | - | - | 49-66 (74.2%) |
| Career Total | | 0 | 0 | - | - | 49-66 (74.2%) |

JACKSONVILLE SHARKS



DB

Keon Lyn

15

| Ht. | Wt. | DOB | AFL Exp | College |
|-----|-----|-----|---------|---------|
|-----|-----|-----|---------|---------|

| | | | | |
|-----|------|---------------|---|----------|
| 6-1 | 2015 | Mar. 10, 1989 | 1 | Syracuse |
|-----|------|---------------|---|----------|

GAMES PLAYED/STARTED: 2016 (6/3)

AFL TOTALS: 6 games, 3 starts

POSTSEASON TOTALS: -none-

AFL EXPERIENCE: Jacksonville Sharks (2015-16)

TRANSACTION NOTES

Lyn was assigned to the Sharks on July 15, 2015 on a one-year rookie contract.

AFL EXPERIENCE

2015 Lyn spent time on the Sharks' roster during the latter part of the 2015 season, but he did not see any game action.

OTHER PRO EXPERIENCE

Lyn originally signed with the Indianapolis Colts as an undrafted free agent following the 2014 NFL Draft, but was waived by Indianapolis in June of that year. Most recently, Lyn spent time with the CFL's Winnipeg Blue Bombers prior to the start of the 2015 season. Lyn also participated in the inaugural NFL Veterans Combine, held this past March.

COLLEGE

Lyn suffered a season-ending knee injury five games into his senior year in 2013. The previous year, he started 10 of Syracuse's 13 games, setting career highs with 46 tackles, 3.0 tackles for loss, three interceptions and 10 passes defensed. Lyn made nine starts as a sophomore in 2011, totaling 23 tackles, 2.0 tackles for loss and three pass deflections.

PERSONAL

The South Florida native attended Miramar High School, where he helped lead the Patriots to a state championship as a senior in 2009.


2016 SEASON

Lyn saw action in six games with the Sharks in 2016, making three starts... Spent time during the early part of the season with the NFL's Washington Redskins... With the Sharks, totaled 19.5 tackles and 0.5 tackles for loss... Forced two fumbles and recorded four pass break-ups.

AFL STATISTICS

| DEFENSE | TACKLES | | | FOR LOSS | | | FUMBLES | | | INTERCEPTIONS | | | | SCORING | | | | |
|--------------|--------------|------|-----|----------|-----|-----|---------|-----|-----|---------------|----|-----|-----|---------|-----|-----|------|-----|
| | Year | Team | Tot | UA | A | TFL | YDS | Sck | YDS | FF | FR | YDS | INT | YDS | PBU | BLK | Safe | TDs |
| 2016 | Jacksonville | 19.5 | 6 | 27 | 0.5 | 2 | 0.0 | - | 2 | 0 | 0 | 0 | 0 | 4 | 0 | 0 | 0 | 0 |
| Career Total | | 19.5 | 6 | 27 | 0.5 | 2 | 0.0 | - | 2 | 0 | 0 | 0 | 0 | 4 | 0 | 0 | 0 | 0 |

JACKSONVILLE SHARKS



JLB Alvin Ray Jackson 17

| Ht. | Wt. | DOB | AFL Exp | College |
|---|-----|----------------|---------|--------------|
| 6-2 | 200 | Sept. 27, 1980 | 5 | Albany State |
| GAMES PLAYED: 2016 (14/14), 2015 (18/18), 2014 (14/14), 2013 (18/18), 2012 (18/18) | | | | |
| AFL TOTALS: 100 games, 100 starts | | | | |
| POSTSEASON TOTALS: 7 games, 7 starts | | | | |
| AFL EXPERIENCE: Jacksonville Sharks (2015-16), New Orleans VooDoo (2011-12, 2014), Pittsburgh Power (2013) | | | | |

TRANSACTION NOTES

Assigned to the Jacksonville Sharks November 11th, 2015. Assigned to the Jacksonville roster on a one-year contract, March 25, 2015... Enters his sixth season in the Arena Football League (Cleveland, 2014 - New Orleans, 2011-12, 2014 - Pittsburgh, 2013).

2016 SEASON

Jackson started 14 of the Sharks' 16 games at Jack linebacker... Finished fourth on the team with 55.5 total tackles (43 solo) while also recording two fumble recoveries, two interceptions and a three pass breakups. Returned a fumble 21 yards for a touchdown in Week 3 against Orlando.

AFL EXPERIENCE

2015 Started all 18 games for the Sharks' regular-season games. Jackson was the team leader in assisted tackles and finished second on the team for both total tackles and interceptions. **2014** Made a return to New Orleans in 2014, playing in 14 games during the regular season with the VooDoo... Totaled 39 tackles (32 solo), 1.5 tackles for loss, three interceptions and three pass breakups... A free agent at the end of the regular season, joined the Cleveland Gladiators for the team's run to an ArenaBowl XXVII appearance... Totaled 17 tackles and one pick during the Gladiators' three playoff games. **2013** Spent the 2013 season with the Pittsburgh Power, totaling 70.5 tackles (55 solo), good for second on the team... Also notched 2.5 tackles for loss, one sack, three interceptions and seven pass breakups... Filled in at wide receiver at times, catching 10 passes for 130 yards and two touchdowns. **2012** Selected as the First Team All-Arena Jack after setting a New Orleans franchise record and tying for the AFL lead with 14 interceptions in 2012... Also finished third on the team with 75 total tackles and 3.5 tackles for loss, adding three pass break-ups and two forced fumbles. **2011** Broke into the AFL with the New Orleans VooDoo in 2011, leading the team with 89 total tackles... Picked off eight passes, recorded seven pass breakups and recovered three fumbles during his rookie campaign.

COLLEGE

Jackson finished his collegiate career at Albany State, where he played wide receiver and served as a punt returner.

PERSONAL


Jackson is a native of Como, Mississippi.

AFL STATISTICS

| DEFENSE | TACKLES | | | FOR LOSS | | | FUMBLES | | | INTERCEPTIONS | | | SCORING | | | |
|--------------|--------------|-------|-----|----------|------|-----|---------|-----|----|---------------|-----|-----|---------|-----|------|-----|
| | Year | Tot | UA | A | TFL | YDS | Sck | YDS | FF | FR | INT | YDS | PBU | BLK | Safe | TDs |
| 2011 | New Orleans | 89.0* | 75* | 28* | 5.0 | 8 | 0.0 | 0 | 1 | 3* | 10 | 8* | 95* | 7 | 0 | 3 |
| 2012 | New Orleans | 75.0 | 64 | 22 | 3.5 | 6 | 0.0 | 0 | 2 | 0 | 0 | 14* | 55 | 3 | 0 | 0 |
| 2013 | Pittsburgh | 70.5 | 55 | 31* | 2.5 | 12 | 0.0 | 0 | 1 | 3 | 30 | 3 | 55 | 7 | 0 | 3 |
| 2014 | New Orleans | 32.0 | 32 | 14 | 1.5 | 2 | 0.0 | 0 | 0 | 1 | 1 | 3 | 43 | 3 | 0 | 0 |
| 2015 | Jacksonville | 71.0 | 49 | 44* | 2.0 | 7 | 0.0 | 0 | 0 | 4 | 0 | 7 | 42 | 4 | 0 | 2 |
| 2016 | Jacksonville | 55.5 | 43 | 25 | 1.0 | 3 | 0.0 | 0 | 0 | 2 | 21 | 2 | 0 | 3 | 0 | 1 |
| Career Total | | 393.0 | 318 | 164 | 15.5 | 38 | 0.0 | 0 | 4 | 13 | 61 | 37 | 290 | 27 | 0 | 9 |

* Team Leader

JACKSONVILLE SHARKS



DL

Antron Dillon

20

| Ht. | Wt. | DOB | AFL Exp | College |
|-----|-----|--------------|---------|---------------|
| 6-5 | 270 | Jun. 7, 1985 | 4 | North Alabama |

AFL EXPERIENCE: **Jacksonville Sharks** (2016), Los Angeles KISS (2015), Portland Thunder (2014), Arizona Rattlers (2012-13)

TRANSACTION NOTES

Assigned to the Jacksonville roster, March 10, 2015... Enters his fifth season in the Arena Football League (Los Angeles - 2015, Portland, 2014 - Arizona, 2012-2013).

AFL EXPERIENCE

2015: Tallied 23.5 tackles and 1.5 sacks in 18 games with the LA KISS. **2014:** Logged 17 tackles in 13 games with the Portland Thunder. **2013:** Recorded 25 tackles and four sacks in 12 games with the Arizona Rattlers. **2012:** Recorded three tackles and half a sack in three games played as a rookie with the Arizona Rattlers.

2016 SEASON

Dillon played in five games with the Sharks in 2016, making three starts... Spent a lengthy period on injured reserve before returning to action in the regular season finale... Totaled 6.0 tackles and one pass breakup.

COLLEGE

Attended University of North Alabama... Played both defensive end and libenacker for the Lions and recorded 62 tackles, 15 sacks and a fumble recovery for a touchdown... Played both football and basketball.

PERSONAL

A native of Hammond, Louisiana, Dillon attended Independence High School playing outside linebacker.

AFL STATISTICS

| Year | Team | TACKLES | | | FOR LOSS | | | FUMBLES | | | INTERCEPTIONS | | | | SCORING | | |
|--------------|---------------------|---------|----|----|----------|-----|-----|---------|----|----|---------------|-----|-----|-----|---------|------|-----|
| | | Tot | UA | A | TFL | YDS | Sck | YDS | FF | FR | YDS | INT | YDS | PBU | BLK | Safe | TDs |
| 2012 | Arizona | 3.0 | 2 | 2 | 0.5 | - | 0.5 | - | 0 | 0 | 0 | 0 | 0 | 0 | 0 | 0 | 0 |
| 2013 | Arizona | 25.0 | 20 | 10 | 5.5 | - | 4.0 | - | 1 | 0 | 0 | 1 | 0 | 2 | 0 | 0 | 0 |
| 2014 | Portland | 17.5 | 13 | 8 | 3.5 | - | 2.5 | - | 0 | 0 | 0 | 0 | 0 | 1 | 0 | 0 | 0 |
| 2015 | Los Angeles | 23.5 | 15 | 17 | 3.5 | - | 1.5 | - | 0 | 1 | 0 | 0 | 0 | 4 | 0 | 0 | 0 |
| 2016 | Jacksonville | 6.0 | 4 | 4 | 0.0 | - | 0.0 | - | 0 | 0 | 0 | 0 | 0 | 1 | 0 | 0 | 0 |
| Career Total | | 94.5 | 54 | 59 | 13.0 | - | 8.5 | - | 1 | 1 | 0 | 1 | 0 | 8 | 0 | 0 | 0 |

JACKSONVILLE SHARKS



DB

Greg Reid

21

| Ht. | Wt. | DOB | AFL Exp | College |
|---|-----|---------------|---------|---------------|
| 5-9 | 185 | Sept. 8, 1990 | 1 | Florida State |
| GAMES PLAYED/STARTED: 2016 (15/15), 2015 (12/12) | | | | |
| AFL TOTALS: 27 games, 27 starts | | | | |
| POSTSEASON TOTALS: 3 games, 3 starts | | | | |
| AFL EXPERIENCE: Jacksonville Sharks (2015-16) | | | | |

TRANSACTION NOTES

Retained by the Jacksonville Sharks October 6, 2015. Enter second season in the Arena Football League. Jacksonville Sharks (2015).

AFL EXPERIENCE

2015: Competed in training camp with the New Orleans VooDoo prior to joining the Jacksonville Sharks. Reid made an immediate impact starting in all 12 games that he appeared in. Amassing nine interceptions 21 pass breakups while recording 70.5 total tackles, a forced fumble, two fumble recoveries and was named AFL Rookie of the Year.

OTHER PRO EXPERIENCE

Signed with the St. Louis Rams in the offseason leading up to the 2014 NFL campaign... Competed in training camp with the Rams before being waived by the team just before the start of the regular season.

COLLEGE

Reid suffered a knee injury prior to the start of his senior season in 2012, as he had transferred to Valdosta State University to finish his collegiate career... Spent three years at Florida State University, where he was a regular in the secondary and served as a return man with the Seminoles... As a sophomore in 2010, notched career-high totals of 65 tackles, 14 pass breakups and three interceptions... Totaled 1,553 kickoff return yards and 1,117 punt return yards in three seasons, returning one punt for a touchdown in each of those three campaigns... Led the nation in punt return average (18.43) as a freshman in 2009.

PERSONAL

A native of Valdosta, Georgia, Reid attended Lowndes High School.

AFL STATISTICS

| Defense Year Team | TACKLES | | | FOR LOSS | | | FUMBLES | | | INTERCEPTIONS | | | | SCORING | | |
|----------------------|---------|-----|----|----------|-----|-----|---------|----|----|---------------|-----|------|-----|---------|------|-----|
| | Tot | UA | A | TFL | YDS | Sck | YDS | FF | FR | YDS | INT | YDS | PBU | BLK | Safe | TDs |
| 2015 Jacksonville | 70.5 | 56 | 29 | 1.0 | 1 | 0.0 | 0 | 1 | 2 | 0 | 9* | 150* | 21* | 0 | 0 | 1 |
| 2016 Jacksonville | 101.5* | 87* | 29 | 1.5 | 19 | 0.0 | 0 | 1 | 1 | 48 | 8* | 119* | 27* | 0 | 0 | 2 |
| Career Total | 172.0 | 143 | 58 | 1.0 | 20 | 0.0 | 0 | 2 | 3 | 48 | 17 | 269 | 48 | 0 | 0 | 3 |

*Team leader

#Shared team lead

JACKSONVILLE SHARKS



DL Keith Bowers 33

| Ht. | Wt. | DOB | AFL Exp | College |
|-----|-----|---------------|---------|----------|
| 6-2 | 285 | Feb. 25, 1993 | R | Maryland |

GAMES PLAYED: 2015 (3/1)
AFL TOTALS: 3 games, 1 starts
POSTSEASON TOTALS: -none-
AFL EXPERIENCE: Jacksonville Sharks (2016)

TRANSACTION NOTES

Assigned to the Jacksonville roster on a one-year rookie contract, July 1, 2016... Enters his rookie season in the Arena Football League.

COLLEGE

Finished his collegiate career at the University of Maryland... Was the first true freshman to start along the defensive line since 2005 achieving honorable mention as a Freshman All-American... Started nine games in his senior year and appeared in all 12 games.

COLLEGE

A native of West Palm Beach, Florida, Bowers attended William T. Dwyer High School... Led his team to the 2010 and 2009 Florida 4A State Championships... Allotted 15 sacks his senior year of high school.

2016 SEASON

A late-season addition, Bowers played in each of the Sharks' final three regular-season games, making one start... Totled 3.0 tackles, 1.0 tackles for loss and 0.5 sacks, also forcing a fumble.

AFL STATISTICS

| DEFENSE | Year | Team | TACKLES | | | FOR LOSS | | | FUMBLES | | | INTERCEPTIONS | | | | SCORING | | |
|---------|--------------|--------------|---------|----|---|----------|-----|-----|---------|----|----|---------------|-----|-----|-----|---------|------|-----|
| | | | Tot | UA | A | TFL | YDS | Sck | YDS | FF | FR | YDS | INT | YDS | PBU | BLK | Safe | TDs |
| | 2016 | Jacksonville | 3.0 | 1 | 4 | 1.0 | 3 | 0.5 | 1 | 1 | 0 | 0 | 0 | 0 | 0 | 0 | 0 | 0 |
| | Career Total | | 3.0 | 1 | 4 | 1.0 | 3 | 0.5 | 1 | 1 | 0 | 0 | 0 | 0 | 0 | 0 | 0 | 0 |

JACKSONVILLE SHARKS



FB

Derrick Ross

39

| Ht. | Wt. | DOB | AFL Exp | College |
|--|-----|---------------|---------|----------------|
| 6-0 | 250 | Dec. 29, 1983 | 5 | Tarleton State |
| GAMES PLAYED/STARTED: 2016 (15/15), 2015 (18/18), 2014 (18/18) 2013 (18/18), 2012 (16/16), 2011 (18/18) | | | | |
| AFL TOTALS: 103 games, 103 starts | | | | |
| POSTSEASON TOTALS: 11 games, 11 starts | | | | |
| AFL EXPERIENCE: Jacksonville Sharks (2015-16), Philadelphia Soul (2012-14), Dallas Vigilantes (2011) | | | | |

TRANSACTION NOTES

Retained by the Jacksonville Sharks and originally acquired by the Jacksonville Sharks in a trade with the Las Vegas Outlaws, March 15, 2015. Ross enters his sixth season in the Arena football League (Philadelphia, 2012-14 - Dallas, 2011).

AFL EXPERIENCE

2015 Lead the AFL in yards(2,260) and touchdowns (142) and earned First-Team All-Arena Honors in each of his four seasons in the league. **2014** Started 16 games along the offensive line in his second season with the Sharks... In addition to his role as a blocker, caught three passes for 39 yards and a score... Pulled in a 13-yard catch-and-run for his first career touchdown in Week 11 at Tampa Bay. **2013** Made a career-high 16 starts in his first season with his hometown Jacksonville Sharks... In addition to his regular spot at guard, made two starts at fullback during the latter portion of the season. **2012** Played in 12 games for the Iowa Barnstormers in 2012, making 11 starts... Started the Barnstormers' Week 11 matchup against the Sharks on Sea Best Field. **2011** Joined Iowa late in 2011 season to begin his AFL career... Broke into the Barnstormer lineup to start the team's final three games that season.

OTHER PRO EXPERIENCE

Ross began his professional career with the Kansas City Chiefs, signing with the team as an undrafted free agent in 2006. Spent the 2007 season with the Cologne Centurions of NFL Europe, earning NFLE Co-Offensive MVP honors. Spent time in the Canadian Football League with the Montreal Alouettes (2008) and the Winnipeg Blue Bombers (2009).

COLLEGE

Ross finished his college career at Tarleton State University after transferring from Blinn College... Ross holds Tarleton State records for rushing yards in a single game (269), rushing yards in a single season (1,560) and touchdowns in a single season (22).

PERSONAL

Ross is a native of Huntsville, Texas.

AFL STATISTICS

RUSHING

| Year | Team | Att | Yds | TD | Lng | Avg/Game |
|--------------|--------------|------|------|-----|-----|----------|
| 2011 | Dallas | 167* | 622* | 39* | 37* | 34.8* |
| 2012 | Philadelphia | 146* | 645* | 32* | 42* | 40.3* |
| 2013 | Philadelphia | 153* | 506* | 35* | 44* | 28.1* |
| 2014 | Philadelphia | 151* | 487* | 36* | 20 | 27.1* |
| 2015 | Jacksonville | 147* | 586* | 33* | 43* | 32.6* |
| 2015 | Jacksonville | 108* | 399* | 20* | 33* | 26.6* |
| Career Total | | 872 | 3245 | 195 | 44 | 31.5 |

* Team Leader

Shared Team Lead

JACKSONVILLE SHARKS



DL Laith Wallchleger 42

| Ht. | Wt. | DOB | AFL Exp | College |
|-----|-----|---------------|---------|----------|
| 6-4 | 275 | Mar. 15, 1992 | R | Delaware |

GAMES PLAYED/STARTED: 2016 (9/3)

AFL TOTALS: 9 games, 3 starts

POSTSEASON TOTALS: -none-

AFL EXPERIENCE: Jacksonville Sharks (2016)

TRANSACTION NOTES

Assigned to the Jacksonville roster on a one-year rookie contract, October 15, 2015... Enters rookie season in the Arena Football League.

COLLEGE

Played four years at the University of Delaware... Three-year letterwinner... All-Colonial Athletic Association candidate... Recorded 87 tackles, three sacks and one forced fumble.

PERSONAL

A native of Alexandria, Virginia, played at St. Stephen's & St. Agnes High School where he played Defensive End and Tight End... First-Team All-State Selection... First-Team All-Conference... Broke the record for sacks as a senior with 21


2016 SEASON

Wallchleger saw action in nine games as a rookie, making three starts along the defensive line... Totaled 7.0 tackles and also knocked down a pass.

AFL STATISTICS

| DEFENSE | TACKLES | | | FOR LOSS | | | FUMBLES | | | INTERCEPTIONS | | | | SCORING | | | | |
|--------------|--------------|------|-----|----------|-----|-----|---------|-----|-----|---------------|----|-----|-----|---------|-----|-----|------|-----|
| | Year | Team | Tot | UA | A | TFL | YDS | Sck | YDS | FF | FR | YDS | INT | YDS | PBU | BLK | Safe | TDs |
| 2016 | Jacksonville | 7.0 | 4 | 6 | 0.0 | 0 | 0.0 | 0 | 0 | 0 | 0 | 0 | 0 | 0 | 1 | 0 | 0 | 0 |
| Career Total | | 7.0 | 4 | 6 | 0.0 | 0 | 0.0 | 0 | 0 | 0 | 0 | 0 | 0 | 0 | 1 | 0 | 0 | 0 |

JACKSONVILLE SHARKS



DL

Ray McNeil

50

| Ht. | Wt. | DOB | AFL Exp | College |
|--|-----|---------------|---------|-------------------|
| 6-2 | 315 | Oct. 14, 1984 | 5 | Fort Valley State |
| GAMES PLAYED/STARTED: 2016 (16/16), 2015 (18/18), 2014 (14/14), 2013 (15/12), 2012 (14/13), 2011 (14/14) | | | | |
| AFL TOTALS: 91 games, 88 starts | | | | |
| POSTSEASON TOTALS: 5 games, 5 starts | | | | |
| AFL EXPERIENCE: Jacksonville Sharks (2015-16), Tampa Bay Storm (2014), San Jose SaberCats (2013), Milwaukee Mustangs (2012), Utah Blaze (2011), Spokane Shock, (2011) | | | | |

TRANSACTION NOTES

Retained by the Jacksonville Sharks November 6, 2015. First Assigned to the Jacksonville roster March 25, 2015... Enters his sixth season in the Arena Football League Jacksonville (2015), Tampa Bay (2014), San Jose (2013), Milwaukee (2012), Utah (2011), Spokane (2011).

AFL EXPERIENCE

2015 First season with the Sharks starting all 18 games. **2014** Started 14 games during the 2014 season, his lone campaign with the Tampa Bay Storm. **2013** Played in 15 games with the San Jose SaberCats in 2013, making 12 starts in those contests. **2012** Spent the 2012 season with the Milwaukee Mustangs, appearing in 14 games (13 starts). **2011** Broke into the AFL with the Utah Blaze in 2011, starting nine games with the Blaze before a midseason trade sent him to the Spokane Shock... Made six starts with the Shock later in that season.

COLLEGE

McNeil attended Fort Valley State University, where he was named All-Southern Intercollegiate Athletic Conference and selected to play in the Magnolia Gridiron Classic All-Star Game.


PERSONAL

McNeil is a native of Riverside, California.

2016 SEASON

Started all 16 games at center during his first season in Jacksonville, forming a key piece to the Sharks offensive line that allowed just 10 sacks in 2016.

JACKSONVILLE SHARKS



MLB

Dexter Jackson

55

| Ht. | Wt. | DOB | AFL Exp | College |
|-----|-----|---------------|---------|-----------------|
| 6-2 | 270 | Mar. 14, 1988 | 5 | Bethune-Cookman |

AFL EXPERIENCE: Jacksonville Sharks (2016), Tampa Bay Storm (2014-15), Orlando Predators (2013), San Jose SaberCats (2012), Milwaukee Mustangs (2011-12)

TRANSACTION NOTES

Assigned to the Jacksonville roster on a one-year contract, March 10, 2016... Enters his sixth season in the Arena Football League (Tampa Bay, 2014-2015 - Orlando, 2013 - San Jose, 2012 - Milwaukee, 2011-2012).

AFL EXPERIENCE

2015: Tallied 18.5 tackles and 2.5 sacks in 18 starts for the Tampa Bay Storm... **2014:** Started 17 games for the Storm recording 15 tackles and three sacks... **2013:** Recorded 10 tackles and one sack in 10 games with the Orlando Predators... **2012:** Recorded three tackles and half a sack in five games with the Milwaukee Mustangs before being traded to the San Jose SaberCats... Collected 2.5 tackles and half a sack during the second half of the season with the SaberCats... **2011:** Recorded 26.5 tackles and six sacks with two fumble recoveries and an interception as a rookie with the Milwaukee Mustangs.

COLLEGE

Played for Bethune-Cookman where he recorded 63 tackles and 2.5 sacks and was named First-Team All-Mideastern Athletic Conference in 2009.

PERSONAL

A native of Jacksonville, Florida, Jackson played defensive linebacker with Ed White High School.


2016 SEASON

Started all 16 games at Mac linebacker in 2016, his first season with the Sharks... Providing consistent pressure up the middle, led the team with 6.5 tackles for loss and 5.5 sacks... Also forced two fumbles and knocked down a pass... Checked in at fullback during a number of short-yardage situations, scoring three touchdowns on just five rushing attempts.

AFL STATISTICS

| DEFENSE | | TACKLES | | | FOR LOSS | | | FUMBLES | | | INTERCEPTIONS | | | | SCORING | | |
|--------------|--------------------|---------|----|----|----------|-----|------|---------|----|----|---------------|-----|-----|-----|---------|------|-----|
| Year | Team | Tot | UA | A | TFL | YDS | Sck | YDS | FF | FR | YDS | INT | YDS | PBU | BLK | Safe | TDs |
| 2011 | Milwaukee | 26.5 | 23 | 7 | 5.0 | - | 6.0 | - | 1 | 2 | 0 | 1 | 0 | 1 | 0 | 0 | 0 |
| 2012 | Milwaukee/San Jose | 5.5 | 2 | 7 | 1.0 | - | 1.0 | - | 0 | 0 | 0 | 0 | 0 | 0 | 0 | 0 | 0 |
| 2013 | Orlando | 20.0 | 4 | 12 | 1.0 | - | 1.0 | - | 0 | 0 | 0 | 0 | 0 | 0 | 0 | 0 | 0 |
| 2014 | Tampa Bay | 15.0 | 12 | 6 | 3.0 | - | 3.0 | - | 0 | 0 | 0 | 0 | 0 | 1 | 0 | 0 | 0 |
| 2015 | Tampa Bay | 28.5 | 12 | 13 | 2.5 | - | 2.5 | - | 0 | 2 | 0 | 0 | 0 | 2 | 0 | 0 | 0 |
| 2015 | Jacksonville | 24.0 | 17 | 14 | 6.5 | - | 5.5 | - | 2 | 0 | 0 | 0 | 0 | 1 | 0 | 0 | 0 |
| Career Total | | 99.5 | 70 | 59 | 19.0 | - | 18.0 | - | 3 | 4 | 0 | 0 | 0 | 5 | 0 | 0 | 0 |

JACKSONVILLE SHARKS



DL

Khreem Smith

58

| Ht. | Wt. | DOB | AFL Exp | College |
|-----|-----|--------------|---------|----------------|
| 6-4 | 265 | Jul. 7, 1979 | 4 | Oklahoma State |

AFL EXPERIENCE: Jacksonville Sharks (2016), Spokane Shock (2011), Utah Blaze (2011), Milwaukee Iron (2010), Chicago Rush (2006, 2008)

TRANSACTION NOTES

Assigned to the Jacksonville roster, March 10, 2016... Enters his fifth season in the Arena Football League (Spokane, 2011 - Utah, 2011 - Milwaukee, 2010 - Chicago, 2008 and 2006).

AFL EXPERIENCE

2011: Split time between Utah Blaze and Spokane Shock... Recorded 22 tackles, 7.5 sacks and three forced fumbles. **2010:** Collected 15 tackles, 7.5 sacks and one forced fumble with the Milwaukee Iron. **2008:** Recorded six tackles with the Chicago rush. **2006:** Recorded 18 tackles, eight sacks and five forced fumble as a rookie with the Chicago Rush.

OTHER PRO EXPERIENCE

Attended the Baltimore Ravens training camp in 2004... Played for the Memphis Xplorers of Af2 in 2006... Signed with the Minnesota Vikings and Kansas City Chiefs in 2006... Signed with the Chicago Slaughter of the Continental Indoor Football League in 2009... Spent four years in the Canadian Football League with the B.C. Lions (2011-15)...

COLLEGE

Smith played at Oklahoma State University.


PERSONAL

Smith is a native of St. James, Jamaica.

AFL STATISTICS

| DEFENSE | TACKLES | | | FOR LOSS | | | FUMBLES | | | INTERCEPTIONS | | | | SCORING | | | | |
|--------------|---------------------|------|-----|----------|---|-----|---------|-----|-----|---------------|----|-----|-----|---------|-----|-----|------|-----|
| | Year | Team | Tot | UA | A | TFL | YDS | Sck | YDS | FF | FR | YDS | INT | YDS | PBU | BLK | Safe | TDs |
| 2006 | Chicago | 22.5 | 18 | 9 | - | - | 8.0 | - | 5 | 0 | 0 | 0 | 0 | 2 | 1 | 0 | 0 | 0 |
| 2008 | Chicago | 6.0 | 2 | 8 | - | - | 0.0 | - | 0 | 0 | 0 | 0 | 0 | 1 | 1 | 0 | 0 | 0 |
| 2010 | Milwaukee | 21.0 | 15 | 12 | - | - | 7.5 | - | 1 | 0 | 0 | 0 | 0 | 5 | 1 | 0 | 0 | 0 |
| 2011 | Utah/Spokane | 29.0 | 22 | 14 | - | - | 7.5 | - | 4 | 0 | 0 | 0 | 0 | 4 | 5 | 0 | 0 | 0 |
| 2011 | Jacksonville | 18.5 | 12 | 13 | - | - | 4.0 | - | 1 | 0 | 0 | 0 | 0 | 0 | 0 | 0 | 0 | 0 |
| Career Total | | 98.0 | 69 | 56 | - | - | 27.0 | - | 11 | 0 | 0 | 0 | 0 | 0 | 0 | 0 | 0 | 0 |

JACKSONVILLE SHARKS



OL

Ryan Cave

68

| Ht. | Wt. | DOB | AFL Exp | College |
|-----|-----|--------------|---------|---------|
| 6-5 | 335 | May 30, 1988 | 4 | Hampton |

AFL EXPERIENCE: Jacksonville Sharks (2016), Orlando Predators (2015), Spokane Shock, (2012-14)

TRANSACTION NOTES

Assigned to the Jacksonville roster on a one-year contract, April 25, 2016... Enters his fifth season in the Arena Football League (Orlando, 2015 - Spokane, 2012-13).

AFL EXPERIENCE

2015 Played in 16 games along the offensive line for the Orlando Predators... **2014** Played in seven games with the Spokane Shock... **2013** Started all 15 games he appeared in with the Spokane Shock **2012** Played all three positions across the offensive line in 14 games as a rookie for the Spokane Shock... Caught three passes and scored two touchdowns on the year...

COLLEGE

Finished his collegiate career at Hampton University with 38 appearances.

PERSONAL

Cave is a native of Beaufort, South Carolina.

2016 SEASON

An early-season addition, Cave saw action along the offensive line in each of the Sharks' final 12 games... Got his lone start of the season in Week 11 at Tampa Bay, when he got the nod at fullback.

JACKSONVILLE SHARKS



DL

Jordan Miller

69

| Ht. | Wt. | DOB | AFL Exp | College |
|-----|-----|--------------|---------|----------|
| 6-1 | 335 | Feb. 1, 1988 | R | Southern |

GAMES PLAYED/STARTED: 2016 (7/7)

AFL TOTALS: 7 games, 7 starts

POSTSEASON TOTALS: -none-

AFL EXPERIENCE: Jacksonville Sharks (2016)

TRANSACTION NOTES

Assigned to the Jacksonville roster on a one-year rookie contract, May 24, 2016... Enters his first season in the Arena Football League

OTHER PRO EXPERIENCE

Miller entered the NFL as an undrafted free agent for the Chicago Bears and stayed in the NFL for two more seasons with the Green Bay Packers and the Jacksonville Jaguars.

COLLEGE

Miller attended Southern University from 2008 to 2010. In his senior season as a Jaguar, Miller led the team with 15 tackles for loss and nine sacks. Miller concluded his career at Southern with starting 31 games with a total of 90 tackles and 18 sacks.

PERSONAL

Miller is a native of Nashville, Tennessee.

2016 SEASON

Joining the Sharks' partway through the 2016 season, Miller started each of the team's final seven games at nose guard... In his AFL debut at Tampa Bay, intercepted a deflected pass and returned it 28 yards for a touchdown... Totaled 4.5 tackles, 1.5 tackles for loss and 1.5 sacks... Also knocked down a pass.

AFL STATISTICS

| DEFENSE | Year | Team | TACKLES | | | FOR LOSS | | | FUMBLES | | | INTERCEPTIONS | | | | SCORING | | |
|---------|--------------|--------------|---------|----|---|----------|-----|-----|---------|----|----|---------------|-----|-----|-----|---------|------|-----|
| | | | Tot | UA | A | TFL | YDS | Sck | YDS | FF | FR | YDS | INT | YDS | PBU | BLK | Safe | TDs |
| | 2016 | Jacksonville | 4.5 | 2 | 5 | 1.5 | 6 | 1.5 | 6 | 0 | 0 | 0 | 1 | 28 | 1 | 0 | 0 | 1 |
| | Career Total | | 4.5 | 2 | 5 | 1.5 | 6 | 1.5 | 6 | 0 | 0 | 0 | 1 | 28 | 1 | 0 | 0 | 1 |

JACKSONVILLE SHARKS



OL

Cornelius Lewis

72

| Ht. | Wt. | DOB | AFL Exp | College |
|-----|-----|-----|---------|---------|
|-----|-----|-----|---------|---------|

| | | | | |
|-----|-----|-------------|---|-----------------|
| 6-5 | 350 | Aug 1, 1986 | 5 | Tennessee State |
|-----|-----|-------------|---|-----------------|

GAMES PLAYED/STARTED: 2016 (16/16), 2015 (12/11), 2014 (16/16), (2013 (16/16), 2012 (12/11), 2011 (3/3)

AFL TOTALS: 75 games, 73 starts

POSTSEASON TOTALS: 5 games, 5 starts

AFL EXPERIENCE: Jacksonville Sharks (2013-16), Iowa Barnstormers (2011-2012)

TRANSACTION NOTES

Retained by Jacksonville Sharks November 10, 2015. Assigned to the Jacksonville roster September 30, 2014. Five-year Arena Football League veteran Jacksonville (2013-2015), Iowa (2011-2012).

AFL EXPERIENCE

2014 Appeared in 16 games during his lone season with the Philadelphia Soul, primarily serving as the team's center... Also recorded two tackles. **2012** Started all 18 of the Sharks' games at a total of four different positions... Made seven starts at nose guard, six at defensive end, three at fullback and two at offensive guard... Totaled 11.5 tackles (10 solo) and three sacks on defense... Rushed for 23 yards on six carries... Earned "Ironman of the Week" honors after playing nearly the entire game on both sides of the ball in Week 8 against Spokane. **2011** Played in 16 games during his first season with the Sharks... Finished season with 13 tackles, six sacks, and two forced fumbles... In Week 11 against Georgia, established a franchise record with three sacks in a single game... That record has since been tied by three other players... Earned Ironman of the Game honors in the Sharks' ArenaBowl XXIV victory over the Arizona Rattlers **2008** Appeared in three games, recording four tackles (2 solo) as a member of the Grand Rapids Rampage... Also spent time on the Colorado Crush practice squad.

OTHER PRO EXPERIENCE

2009 Signed with the Indianapolis Colts as an undrafted free agent following the 2009 NFL Draft, but did not appear in a game with the team.

COLLEGE

Began his college career at Florida State before transferring to Tennessee State... Was a standout offensive lineman at Tennessee State, starting all 23 of his team's games during his two seasons at the school... Selected to the All-Ohio Valley Conference First Team in both 2007 and 2008... Graded out at over 90 percent and did not allow a single sack during his senior season (2008).

PERSONAL

Is a Jacksonville native who attended Raines High School... Ranked as the No. 18 guard prospect in the country as a senior... Was a two-time All-Gateway Conference selection and was tabbed as a member of the Florida Times-Union Super 24 team in 2003... Son of Darlene Plummer.

RECEIVING

| Year | Team | Rec | Yds | TD | Lng | Avg/Game |
|--------------|--------------|-----|-----|----|-----|----------|
| 2011 | Iowa | 0 | 0 | 0 | - | - |
| 2012 | Iowa | 1 | 17 | 0 | 17 | 1.4 |
| 2013 | Jacksonville | 0 | 0 | 0 | - | - |
| 2014 | Jacksonville | 3 | 39 | 1 | 16 | 3.2 |
| 2015 | Jacksonville | 1 | 17 | 0 | 17 | 1.4 |
| 2016 | Jacksonville | 1 | 13 | 0 | 13 | 0.8 |
| Career Total | | 6 | 86 | 1 | 17 | 1.1 |

2016 SEASON

Lewis started all 16 games at guard during the 2016 season... Provided key blocking for a pass-protection unit that only allowed 10 sacks... Also caught one pass for 13 yards.

JACKSONVILLE SHARKS



WR

Joe Hills

81

| Ht. | Wt. | DOB | AFL Exp | College |
|---|-----|-------------|---------|-----------------|
| 6-4 | 220 | Nov 2, 1987 | 4 | Tennessee State |
| GAMES PLAYED/STARTED: 2016 (16/15), 2015 (18/18), 2014 (14/13), 2013 (16/15), 2012 (10/4) | | | | |
| AFL TOTALS: 74 games, 65 starts | | | | |
| POSTSEASON TOTALS: 4 games, 4 starts | | | | |
| AFL EXPERIENCE: Jacksonville Sharks (2015-16), Tampa Bay Storm (2012-14), Spokane Shock (2012) | | | | |

TRANSACTION NOTES

Assigned to the Jacksonville roster on a one-year contract, December 30, 2015... Enters his fifth season in the Arena Football League (Tampa Bay, 2012-14 - Spokane, 2012).

AFL EXPERIENCE

2015 Started all 18 games at wide receiver in his first season with the Sharks... Set a new single-season franchise record with 150 receptions, and led the Sharks with 42 touchdown catches... Finished second on the team with 1,597 receiving yards **2014** In his third AFL season, Hills was one of the most consistent targets in the Tampa Bay Storm lineup, finishing with 100 receptions for 1,252 yards and 38 touchdowns in 14 games... Led team in touchdowns while finishing second in yards and catches... Ranked fourth among all AFL receivers with those 38 TD receptions... Scored at least one touchdown in every time in which he played, collecting multiple touchdowns on 11 occasions. **2013** Earned First Team All-Arena honors in 2013, as he led the Tampa Bay Storm with 133 receptions for 1,861 yards and 42 touchdowns... Among all AFL receivers, ranked third in yards, tied for third in touchdowns and ninth in receptions... Found the end zone in all 16 appearances, scoring at least two touchdowns in each of his first six games of the season. **2012** Broke into the AFL in 2012, splitting time between the Storm and the Spokane Shock... Totaled 53 receptions for 782 yards and 14 scores.

OTHER PRO EXPERIENCE

Hills spent time on the practice roster of the Canadian Football League's Hamilton Tiger-Cats in August of 2014... Competed in training camp with the Carolina Panthers prior to the 2013 NFL season... Got his first taste of pro football during training camp with the Tennessee Titans in 2011.

COLLEGE

After spending two seasons at the University of South Carolina, Hills transferred to Tennessee State University... As a senior in 2010, caught 40 passes for 462 yards and four touchdowns.

PERSONAL


A Florida native, Hills attended Palmetto High School.

AFL STATISTICS

| RECEIVING | | Rec | Yds | TD | Lng | Avg/ Catch | Avg/ Game |
|--------------|--------------|------|-------|-----|-----|---------------|--------------|
| Year | Team | | | | | | |
| 2012 | Spokane | 14 | 134 | 1 | 20 | 9.6 | 26.8 |
| 2012 | Tampa Bay | 39 | 648 | 13 | 45 | 16.6 | 129.6* |
| 2013 | Tampa Bay | 133* | 1861* | 42* | 42 | 14.0 | 116.3* |
| 2014 | Tampa Bay | 100 | 1252 | 38* | 39 | 12.5 | 89.4 |
| 2015 | Jacksonville | 150* | 1597 | 42* | 45 | 10.6 | 88.7 |
| 2016 | Jacksonville | 161* | 2020* | 58* | 48 | 12.5 | 126.2* |
| Career Total | | 597 | 7512 | 194 | 48 | 12.6 | 101.5 |

* Team Leader

JACKSONVILLE SHARKS



WR Andrew Robustelli 82

| Ht. | Wt. | DOB | AFL Exp | College |
|-----|-----|---------------|---------|--------------|
| 6-3 | 210 | Apr. 27, 1993 | R | Jacksonville |

GAMES PLAYED/STARTED: 2016 (11/4)

AFL TOTALS: 11 games, 4 starts

POSTSEASON TOTALS: -none-

AFL EXPERIENCE: Jacksonville Sharks (2016)

TRANSACTION NOTES

Assigned to the Jacksonville roster on a one-year rookie contract, March 11, 2016... Enters rookie season in the Arena Football League.

COLLEGE

Attended Jacksonville University as a standout wide receiver... Was First Team All-PFL in 2014 and 2015... First receiver in Dolphins history to surpass 1,000 yards receiving in a season.

PERSONAL

A native of Sarasota, Florida, Robustelli played tight end at Riverview High School... Top 15 in the nation in total receiving yards, yards per game and touchdowns.

2016 SEASON

After beginning the season on injured reserve, Robustelli appeared in 11 games (four starts) as an AFL rookie... Caught 13 passes for 149 yards and two touchdowns... A dominant force on special teams, Robustelli racked up 21.5 total tackles (14 solo)... Also filled in at Jack linebacker at various points.

AFL STATISTICS


RECEIVING

| Year | Team | Rec | Yds | TD | Lng | Avg/ Catch | Avg/ Game |
|--------------|--------------|-----|-----|----|-----|---------------|--------------|
| 2016 | Jacksonville | 13 | 149 | 2 | 32 | 11.5 | 13.5 |
| Career Total | | 13 | 149 | 2 | 32 | 11.5 | 13.5 |

DEFENSE

| Year | Team | TACKLES | | | FOR LOSS | | | FUMBLES | | | INTERCEPTIONS | | | | SCORING | | |
|--------------|--------------|---------|----|----|----------|-----|-----|---------|----|----|---------------|-----|-----|-----|---------|------|-----|
| | | Tot | UA | A | TFL | YDS | Sck | YDS | FF | FR | YDS | INT | YDS | PBU | BLK | Safe | TDs |
| 2016 | Jacksonville | 21.5 | 14 | 15 | 0.0 | 0 | 0.0 | 0 | 0 | 0 | 0 | 0 | 0 | 0 | 0 | 0 | 0 |
| Career Total | | 21.5 | 14 | 15 | 0.0 | 0 | 0.0 | 0 | 0 | 0 | 0 | 0 | 0 | 0 | 0 | 0 | 0 |

JACKSONVILLE SHARKS



OL

Moqut Ruffins

93

| Ht. | Wt. | DOB | AFL Exp | College |
|---|-----|--------------|---------|----------------|
| 6-5 | 340 | Apr. 6, 1984 | 6 | Louisiana Tech |
| GAMES PLAYED/STARTED: 2016 (16), 2015 (18), 2014 (16), 2013 (17), 2012 (16), 2011 (15), 2010 (11) | | | | |
| AFL TOTALS: 109 games | | | | |
| POSTSEASON TOTALS: 3 games, 3 starts | | | | |
| AFL EXPERIENCE: Jacksonville Sharks (2015-16), San Antonio Talons (2013- 14), Pittsburgh Power (2012), New Orleans VooDoo (2011), Bossier-Shreveport Battle Wings (2010) | | | | |

TRANSACTION NOTES

Retained by the Jacksonville Sharks November 6, 2015. Assigned to the Jacksonville roster on a one-year contract, March 5, 2015... Enters his sixth season in the Arena Football League (San Antonio, 2013-14 - Pittsburgh, 2012 - New Orleans, 2011 - Bossier-Shreveport, 2010).

2016 SEASON

Started all 16 games as Tommy Grady's blind side protector in 2016... Helped pave the way for Derrick Ross' league-leading total of 399 rushing yards in addition to his work in pass protection... As an eligible tight end, caught five passes for 65 yards and two touchdowns.

AFL EXPERIENCE

2015 Starting 18 games with Jacksonville caught seven passes for 71 yards and three touchdowns. **2014** Played in 16 games with the San Antonio Talons during the 2014 season... In addition to his primary blocking duties, totaled 19 receptions for 151 yards and ve touch-downs... Recorded his second consecutive ve-TD season. **2013** Saw action in 17 games during his rst year with the San Antonio Talons... Totaled 16 catches for 181 yards and ve scores... Set personal bests in receiving yards and yards per reception (11.3). **2012** Made 15 starts in 16 games with the Pittsburgh Power in 2012... Hauled in ve receptions for 41 yards and two touchdowns. **2011** Played in 15 games with the New Orleans VooDoo in 2011, catching four passes for 39 yards and two scores. **2010** Broke into the AFL with the Bossier-Shreveport Battle Wings in 2010... Caught 7 passes for 54 yards and two touchdowns... Also had one rushing attempt for 30 yards.

COLLEGE

Prior to his professional career, Ruf ns attended Louisiana Tech, where he played along the defensive line... Earned All-WAC honors in 2005, recording a total of 48 tackles, seven tackles for loss, three sacks and two forced fumbles.

PERSONAL

Ruffins is a native of Cleveland, Ohio.

AFL STATISTICS

| RECEIVING | | Rec | Yds | TD | Long | Avg/ Catch | Avg/ Game |
|--------------|--------------------|-----|-----|----|------|---------------|--------------|
| 2010 | Bossier-Shreveport | 7 | 54 | 2 | - | 7.7 | 4.9 |
| 2011 | New Orleans | 4 | 39 | 2 | 2 | 9.8 | 2.6 |
| 2012 | Pittsburgh | 5 | 41 | 2 | 14 | 8.2 | 2.6 |
| 2013 | San Antonio | 16 | 181 | 5 | 28 | 11.3 | 10.6 |
| 2014 | San Antonio | 19 | 151 | 5 | 29 | 7.9 | 9.4 |
| 2015 | Jacksonville | 7 | 71 | 3 | 14 | 10.1 | 3.9 |
| 2016 | Jacksonville | 5 | 65 | 2 | 22 | 13.0 | 4.3 |
| Career Total | | 63 | 602 | 21 | 29 | 9.6 | 5.5 |

JACKSONVILLE SHARKS



DL

Neefy Moffett

95

| Ht. | Wt. | DOB | AFL Exp | College |
|---|-----|---------------|---------|---------------|
| 6-2 | 280 | Aug. 11, 1987 | 1 | Florida State |
| AFL EXPERIENCE: Jacksonville Sharks (2010, 2016) | | | | |

TRANSACTION NOTES

Assigned to the Jacksonville roster on a one-year contract, May 23, 2016... Enters his second season in the Arena Football League (Jacksonville, 2010).

AFL EXPERIENCE

2010 Recorded 10 tackles, two sacks, two forced fumbles and two defended passes as a member of the Sharks during the team's inaugural 2010 season.

COLLEGE

Finished his collegiate career at Florida State University... Named ACC Defensive Line-man of the Week for his performance against Clemson returning an interception for a touchdown... Totaled 19 tackles and had a single season career high of 5.5 sacks during his last season.

PERSONAL

A native of Florida, Moffett played linebacker at Palm Bay Senior High School and ranked fourth in the Rivals Florida Top 50 in his senior season... Accumulated 160 tackles, eight sacks and four forced fumbles senior year... Two-time state champion in track and field.

2016 SEASON

Moffett returned to the Sharks midway through the 2016 season for his first AFL action since 2010... Played in each of the Sharks' final nine games, making eight starts... Finished second on the team with 5.0 tackles for loss and added 3.5 sacks, ultimately totaling 16.0 tackles... Also forced two fumbles.

AFL STATISTICS

| DEFENSE | Year | Team | TACKLES | | | FOR LOSS | | | FUMBLES | | | INTERCEPTIONS | | | | SCORING | |
|---------|--------------|--------------|---------|----|----|----------|-----|-----|---------|----|----|---------------|-----|-----|-----|---------|------|
| | | | Tot | UA | A | TFL | YDS | Sck | YDS | FF | FR | YDS | INT | YDS | PBU | BLK | Safe |
| | 2016 | Jacksonville | 10.0 | 7 | 6 | - | - | 2.0 | - | 2 | 0 | 0 | 0 | 2 | 0 | 0 | 0 |
| | 2016 | Jacksonville | 16.0 | 12 | 8 | 5.0 | 25 | 3.5 | 22 | 2 | 0 | 0 | 0 | 0 | 0 | 0 | 0 |
| | Career Total | | 36.0 | 19 | 14 | - | - | 5.5 | - | 4 | 0 | 0 | 0 | 2 | 0 | 0 | 0 |



JACKSONVILLE
SHARKS®

2016
GAME-BY-GAME
SUMMARIES

JACKSONVILLE SHARKS



KISS - 64
Sharks - 39
 April 2, 2016
 Anaheim, CA
 Honda Center
 Attendance: 6,805



The Sharks opened the 2016 season with a trip to Anaheim for a matchup with the Los Angeles KISS. The Jacksonville offense got rolling early, as Tommy Grady hit Joe Hills for a 41-yard touchdown pass on the game's first snap from scrimmage. That theme continued throughout the first half, as the teams entered the locker room tied at 33. The Sharks and KISS continued to trade scores into the third quarter, as the home team entered the final period ahead by a 47-39 count. But from there, a series of miscues prevented the Sharks from mounting a comeback, as the KISS recorded an interception, got a fourth-down stop, recovered a fumble and recovered two of their kickoffs off the iron. As a result, Los Angeles scored the game's final 24 points as the Sharks found themselves on the wrong end of a 64-39 margin.

TEAM COMPARISON

| | JAX | LAK |
|---------------------------------------|----------------|----------------|
| FIRST DOWNS | 20 | 20 |
| Rushing | 4 | 4 |
| Passing | 13 | 14 |
| Penalty | 3 | 2 |
| NET YARDS RUSHING | 18 | 14 |
| Rushing Attempts | 9 | 10 |
| Average Per Rush | 2.0 | 1.4 |
| Rushing Touchdowns | 2 | 3 |
| NET YARDS PASSING | 279 | 283 |
| Completions-Attempts-Int | 22-33-1 | 27-36-0 |
| Average Per Attempt | 8.5 | 7.9 |
| Average Per Completion | 12.7 | 10.5 |
| Passing Touchdowns | 4 | 5 |
| TOTAL OFFENSE YARDS | 297 | 297 |
| Total offense plays | 42 | 46 |
| Average Gain Per Play | 7.1 | 6.5 |
| Fumbles: Number-Lost | 2-2 | 0-0 |
| Penalties: Number-Yards | 4-31 | 8-56 |
| KICKOFFS-YARDS | 7-340 | 9-425 |
| Average Yards Per Kickoff | 48.6 | 47.2 |
| Net Yards Per Kickoff | 31.3 | 34.9 |
| Touchbacks | 0 | 2 |
| MFG Returns: Number-Yards-TD | 0-0-0 | 0-0-0 |
| Average Per Return | 0.0 | 0.0 |
| Kickoff returns: Number-Yds-TD | 7-101-0 | 7-121-0 |
| Average Per Return | 14.4 | 17.3 |
| Interceptions: Number-Yds-TD | 0-0-0 | 1-0-0 |
| Fumble Returns: Number-Yds-TD | 0-0-0 | 1-2-1 |
| Miscellaneous Yards | 0 | 0 |
| Possession Time | 25:03 | 34:57 |
| 1st Quarter | 6:47 | 8:13 |
| 2nd Quarter | 9:05 | 5:55 |
| 3rd Quarter | 3:54 | 11:06 |
| 4th Quarter | 5:17 | 9:43 |
| Third-Down Conversions | 2 of 5 | 4 of 8 |
| Fourth-Down Conversions | 2 of 3 | 2 of 3 |
| Red-Zone Scores-Chances | 4-6 | 5-5 |
| Touchdowns | 4-6 | 4-5 |
| Field goals | 0-6 | 1-5 |
| Sacks By: Number-Yards | 1-7 | 0-0 |
| PAT Kicks | 3-6 | 7-9 |
| 2-Point drop-kick PATs | 0-0 | 0-0 |
| Field Goals | 0-0 | 1-1 |
| 4-Point drop kick FGs | 0-0 | 0-0 |
| Touchdowns (Rush-Pass-Return) | 2-4-0 | 3-5-1 |
| Points off turnovers | 0 | 7 |

SCORE BY QUARTERS

| | 1 | 2 | 3 | 4 | OT | TOTAL |
|--------------------|-----------|-----------|-----------|-----------|----------|-----------|
| SHARKS | 13 | 20 | 6 | 0 | 0 | 39 |
| Los Angeles | 14 | 19 | 14 | 17 | 0 | 64 |

SCORING SUMMARY

| QTR | TIME | TM | PLAY | SCORE |
|-----|-------|-----|---|---------|
| 1st | 14:15 | JAX | Hills 41 yd pass from Grady (Capozzoli kick failed) | 6 - 0 |
| | 09:30 | LAK | Stanley 1 yd run (Heidari kick) | 6 - 7 |
| | 04:55 | JAX | Jackson 5 yd pass from Grady (Capozzoli kick) | 13 - 7 |
| 2nd | 01:10 | LAK | Morgan 11 yd pass from Stanley (Heidari kick) | 13 - 14 |
| | 14:18 | JAX | Jones 33 yd pass from Grady (Capozzoli kick) | 20 - 14 |
| | 12:22 | LAK | Morgan 33 yd pass from Stanley (Heidari kick) | 20 - 21 |
| | 05:58 | JAX | Hills 3 yd pass from Grady (Capozzoli kick) | 27 - 21 |
| | 01:58 | LAK | Nixon 3 yd run (Heidari kick failed) | 27 - 27 |
| | 00:27 | JAX | Ross 1 yd run (Capozzoli kick failed) | 33 - 27 |
| 3rd | 00:07 | LAK | Collins 19 yd pass from Stanley (Heidari kick failed) | 33 - 33 |
| | 14:10 | LAK | Collins 35 yd pass from Stanley (Heidari kick) | 39 - 40 |
| | 09:17 | JAX | Ross 1 yd run (Capozzoli kick failed) | 39 - 40 |
| 4th | 00:45 | LAK | Morgan 5 yd pass from Stanley (Heidari kick) | 39 - 47 |
| | 14:20 | LAK | Nixon 3 yd run (Heidari kick) | 39 - 54 |
| | 01:08 | LAK | Heidari 19 yd field goal | 39 - 57 |
| | 00:57 | LAK | Stephens 0 yd fumble recovery (Heidari kick) | 39 - 64 |

GAME SUPERLATIVES

| | | |
|----------------------|----------------|---------------------------|
| Passing | | Cmp/Att-Yds-TD-Int |
| JAX: | Tommy Grady | 22/33-279-4-1 |
| LAK: | Nathan Stanley | 27/36-283-5-0 |
| Rushing | | Att-Yds-TD |
| JAX: | Derrick Ross | 9-18-2 |
| LAK: | Rory Nixon | 3-7-2 |
| Receiving | | Rec-Yds-TD |
| JAX: | Joe Hills | 9-151-2 |
| LAK: | Donovan Morgan | 7-81-3 |
| Interceptions | | Int-Yds-TD |
| JAX: | None | - |
| LAK: | Rayshaun Kizer | 1-0-0 |

SHARKS LEADERS

RUSHING

| Name | No. | Yds | TD | Lg | Avg. |
|---------|-----|-----|----|----|------|
| D. Ross | 9 | 18 | 2 | 6 | 2.0 |

PASSING

| Name | Cmp-Att-Int | Yds | TD | Long | Sack |
|----------|-------------|-----|----|------|------|
| T. Grady | 22-33-1 | 279 | 4 | 41 | 0 |

RECEIVING

| Name | No. | Yds | TD | Lg |
|------------|-----|-----|----|----|
| J. Hills | 9 | 151 | 2 | 41 |
| R. Jackson | 5 | 28 | 1 | 8 |
| T. Jones | 3 | 58 | 1 | 33 |

DEFENSIVE

| Name | Solo | Ast. | Total | Sck-Yds | Brup | Int-Yds | FF |
|------------|------|------|-------|---------|------|---------|----|
| C. Smith | 11 | 1 | 11.5 | 0-0 | 0 | 0-0 | 0 |
| G. Reid | 6 | 2 | 7.0 | 0-0 | 0 | 0-0 | 0 |
| L. Jackson | 5 | 0 | 5.0 | 0-0 | 0 | 0-0 | 0 |

JACKSONVILLE SHARKS



Sharks - 59

Soul - 41

April 11, 2016

Philadelphia, PA

Wells Fargo Center

Attendance: 8,550



SCORE BY QUARTERS

| | 1 | 2 | 3 | 4 | OT | TOTAL |
|---------------------|-----------|-----------|-----------|-----------|----------|-----------|
| SHARKS | 14 | 14 | 14 | 17 | 0 | 59 |
| Philadelphia | 14 | 13 | 7 | 7 | 0 | 41 |

SCORING SUMMARY

| QTR | TIME | TM | PLAY | SCORE |
|-----|-------|-----|---|---------|
| 1st | 09:58 | JAX | Jackson 9 yd pass from Grady (Capozzoli kick) | 7 - 0 |
| | 07:56 | PHI | Reynolds 1 yd run (Frevert kick) | 7 - 7 |
| | 05:10 | JAX | Hills 33 yd pass from Grady (Capozzoli kick) | 14 - 7 |
| 2nd | 01:15 | PHI | Kauleinamoku 10 yd pass from Raudabaugh (Frevert kick) | 14 - 14 |
| | 13:42 | JAX | Jones 26 yd pass from Grady (Capozzoli kick) | 21 - 14 |
| | 10:53 | PHI | Richardson 13 yd run (Frevert kick) | 21 - 21 |
| | 00:12 | JAX | Ross 1 yd run (Capozzoli kick) | 28 - 21 |
| | 00:00 | PHI | Reynolds 15 yd pass from Raudabaugh (Frevert kick failed) | 28 - 27 |
| 3rd | 13:48 | JAX | Jones 28 yd pass from Grady (Capozzoli kick) | 35 - 27 |
| | 09:43 | PHI | Reynolds 12 yd pass from Raudabaugh (Frevert kick) | 35 - 34 |
| 4th | 04:33 | JAX | Hills 21 yd pass from Grady (Capozzoli kick) | 42 - 34 |
| | 14:53 | JAX | Capozzoli 26 yd field goal | 45 - 34 |
| | 10:10 | JAX | Hills 4 yd pass from Grady (Capozzoli kick) | 52 - 34 |
| | 02:05 | JAX | Hills 23 yd pass from Grady (Capozzoli kick) | 59 - 34 |
| | 00:23 | PHI | Reynolds 33 yd pass from Collis (Frevert kick) | 59 - 41 |

TEAM COMPARISON

| | JAX | PHI |
|---------------------------------------|---------------|---------------|
| FIRST DOWNS | 16 | 22 |
| Rushing | 0 | 4 |
| Passing | 13 | 16 |
| Penalty | 3 | 2 |
| NET YARDS RUSHING | 2 | 50 |
| Rushing Attempts | 8 | 6 |
| Average Per Rush | 0.2 | 8.3 |
| Rushing Touchdowns | 1 | 2 |
| NET YARDS PASSING | 333 | 339 |
| Completions-Attempts-Int | 22-37-0 | 25-41-3 |
| Average Per Attempt | 9.0 | 8.3 |
| Average Per Completion | 15.1 | 13.6 |
| Passing Touchdowns | 7 | 4 |
| TOTAL OFFENSE YARDS | 335 | 389 |
| Total offense plays | 45 | 47 |
| Average Gain Per Play | 7.4 | 8.3 |
| Fumbles: Number-Lost | 0-0 | 1-1 |
| Penalties: Number-Yards | 10-61 | 9-54 |
| KICKOFFS-YARDS | 10-565 | 5-285 |
| Average Yards Per Kickoff | 56.5 | 57.0 |
| Net Yards Per Kickoff | 47.8 | 47.8 |
| Touchbacks | 6 | 2 |
| MFG Returns: Number-Yards-TD | 0-0-0 | 0-0-0 |
| Average Per Return | 0.0 | 0.0 |
| Kickoff returns: Number-Yds-TD | 4-36-0 | 5-57-0 |
| Average Per Return | 9.0 | 11.4 |
| Interceptions: Number-Yds-TD | 3-41-0 | 0-0-0 |
| Fumble Returns: Number-Yds-TD | 0-0-0 | 0-0-0 |
| Miscellaneous Yards | 0 | 0 |
| Possession Time | 30:02 | 29:58 |
| 1st Quarter | 7:04 | 7:56 |
| 2nd Quarter | 8:16 | 6:44 |
| 3rd Quarter | 7:54 | 7:06 |
| 4th Quarter | 6:48 | 8:12 |
| Third-Down Conversions | 4 of 8 | 2 of 4 |
| Fourth-Down Conversions | 1 of 2 | 1 of 2 |
| Red-Zone Scores-Chances | 5-6 | 5-7 |
| Touchdowns | 4-6 | 5-7 |
| Field goals | 1-6 | 0-7 |
| Sacks By: Number-Yards | 0-0 | 0-0 |
| PAT Kicks | 8-8 | 5-6 |
| 2-Point drop-kick PATs | 0-0 | 0-0 |
| Field Goals | 1-1 | 0-0 |
| 4-Point drop kick FGs | 0-0 | 0-0 |
| Touchdowns (Rush-Pass-Return) | 1-7-0 | 2-4-0 |
| Points off turnovers | 24 | 0 |

GAME SUPERLATIVES

| | | |
|----------------------|--------------------|---------------------------|
| Passing | | Cmp/Att-Yds-TD-Int |
| JAX: | Tommy Grady | 21/35-326-7-0 |
| PHI: | Dan Raudabaugh | 24/36-306-3-3 |
| Rushing | | Att-Yds-TD |
| JAX: | Derrick Ross | 6-4-1 |
| PHI: | Jeramie Richardson | 5-49-1 |
| Receiving | | Rec-Yds-TD |
| JAX: | Joe Hills | 9-154-4 |
| PHI: | Darius Reynolds | 10-129-3 |
| Interceptions | | Int-Yds-TD |
| JAX: | Greg Reid | 2-41-0 |
| PHI: | None | - |

SHARKS LEADERS

RUSHING

| Name | No. | Yds | TD | Lg | Avg. |
|---------|-----|-----|----|----|------|
| D. Ross | 6 | 4 | 1 | 3 | 0.7 |

PASSING

| Name | Cmp-Att-Int | Yds | TD | Long | Sack |
|----------|-------------|-----|----|------|------|
| T. Grady | 21-35-0 | 326 | 7 | 33 | 0 |

RECEIVING

| Name | No. | Yds | TD | Lg |
|-------------|-----|-----|----|----|
| J. Hills | 9 | 154 | 4 | 33 |
| T. Jones | 7 | 126 | 2 | 29 |
| L. Crawford | 3 | 31 | 0 | 19 |

DEFENSIVE

| Name | Solo | Ast. | Total | Sck-Yds | Brup | Int-Yds | FF |
|------------|------|------|-------|---------|------|---------|----|
| G. Reid | 10 | 0 | 10.0 | 0-0 | 1 | 2-41 | 1 |
| D. Hyland | 5 | 0 | 5.0 | 0-0 | 1 | 0-0 | 0 |
| L. Jackson | 4 | 0 | 5.0 | 0-0 | 0 | 1-0 | 0 |

JACKSONVILLE SHARKS



Predators - 63
Sharks - 56
 April 18, 2016
 Jacksonville, FL
 Sea Best Field
 Attendance: 7,835



| SCORE BY QUARTERS | | | | | | |
|-------------------|----------|-----------|----------|-----------|----------|-----------|
| | 1 | 2 | 3 | 4 | OT | TOTAL |
| SHARKS | 0 | 34 | 7 | 15 | 0 | 56 |
| Orlando | 0 | 28 | 7 | 28 | 0 | 63 |

The Sharks opened up their 2016 home slate against the Orlando Predators in Week 3. Looking for a second straight win, Jacksonville seized the early advantage by opening the game with back-to-back defensive stops. The teams traded scores into the final minute of the first half, when an Alvin Ray Jackson fumble return gave the Sharks a 34-21 lead. But on the final play of the first half, Brandon Thompkins returned a missed field goal for a touchdown, allowing the Predators to go into the locker room down six. Orlando opened the second half by recovering an onside kick, taking a 35-34 lead on the ensuing touchdown. With the game tied at 56 in the final minute, Jacksonville had first and goal at Orlando's six-yard line when Tommy Grady was hit and fumbled. The Predators recovered, and Randy Hippeard hit Greg Carr for the eventual game-winning score.

SCORING SUMMARY

| QTR | TIME | TM | PLAY | SCORE |
|-----|-------|-----|---|---------|
| 2nd | 13:20 | JAX | Ross 1 yd run (Capozzoli kick failed) | 0 - 6 |
| | 10:09 | ORL | Hippeard 1 yd run (Lewis kick) | 7 - 6 |
| 3rd | 05:32 | JAX | Ruffins 9 yd pass from Grady (Capozzoli kick) | 7 - 13 |
| | 02:08 | ORL | Brackins 28 yd pass from Hippeard (Lewis kick) | 14 - 13 |
| | 00:45 | JAX | Hills 13 yd pass from Grady (Capozzoli kick) | 14 - 20 |
| | 00:40 | ORL | Brackins 12 yd kickoff return (Lewis kick) | 21 - 20 |
| | 00:29 | JAX | Ross 10 yd run (Capozzoli kick) | 21 - 27 |
| | 00:14 | JAX | Jackson 21 yd fumble recovery (Capozzoli kick) | 21 - 34 |
| 3rd | 00:00 | ORL | Thompkins 54 yd missed field goal return (Lewis kick) | 28 - 34 |
| | 11:33 | ORL | Hippeard 1 yd run (Lewis kick) | 35 - 34 |
| 4th | 05:10 | JAX | Hills 8 yd pass from Grady (Capozzoli kick) | 35 - 41 |
| | 13:34 | ORL | Brackins 9 yd pass from Hippeard (Lewis kick) | 42 - 41 |
| | 09:04 | JAX | Ross 1 yd run (Jackson rush) | 42 - 49 |
| | 05:38 | ORL | Moore 1 yd run (Lewis kick) | 49 - 49 |
| | 02:11 | JAX | Hills 19 yd pass from Grady (Capozzoli kick) | 49 - 56 |
| | 00:42 | ORL | Thompkins 2 yd pass from Hippeard (Lewis kick) | 56 - 56 |
| | 00:19 | ORL | Carr 33 yd pass from Hippeard (Lewis kick) | 63 - 56 |

TEAM COMPARISON

| | ORL | JAX |
|---------------------------------------|----------------|---------------|
| FIRST DOWNS | 18 | 26 |
| Rushing | 5 | 4 |
| Passing | 13 | 16 |
| Penalty | 0 | 6 |
| NET YARDS RUSHING | 13 | 20 |
| Rushing Attempts | 8 | 9 |
| Average Per Rush | 1.6 | 2.2 |
| Rushing Touchdowns | 3 | 3 |
| NET YARDS PASSING | 283 | 283 |
| Completions-Attempts-Int | 26-37-2 | 29-40-0 |
| Average Per Attempt | 7.6 | 7.1 |
| Average Per Completion | 10.9 | 9.8 |
| Passing Touchdowns | 4 | 4 |
| TOTAL OFFENSE YARDS | 296 | 303 |
| Total offense plays | 47 | 50 |
| Average Gain Per Play | 6.3 | 6.1 |
| Fumbles: Number-Lost | 2-2 | 1-1 |
| Penalties: Number-Yards | 12-95 | 5-35 |
| KICKOFFS-YARDS | 5-282 | 7-350 |
| Average Yards Per Kickoff | 56.4 | 50.0 |
| Net Yards Per Kickoff | 48.2 | 31.9 |
| Touchbacks | 3 | 1 |
| MFG Returns: Number-Yards-TD | 1-54-1 | 0-0-0 |
| Average Per Return | 54.0 | 0.0 |
| Kickoff returns: Number-Yds-TD | 6-122-1 | 2-26-0 |
| Average Per Return | 20.3 | 13.0 |
| Interceptions: Number-Yds-TD | 0-0-0 | 2-2-0 |
| Fumble Returns: Number-Yds-TD | 0-0-0 | 1-21-1 |
| Miscellaneous Yards | 16 | -1 |
| Possession Time | 29:50 | 30:10 |
| 1st Quarter | 6:22 | 8:38 |
| 2nd Quarter | 7:29 | 7:31 |
| 3rd Quarter | 9:04 | 5:56 |
| 4th Quarter | 6:55 | 8:05 |
| Third-Down Conversions | 5 of 8 | 4 of 7 |
| Fourth-Down Conversions | 3 of 3 | 1 of 2 |
| Red-Zone Scores-Chances | 5-6 | 5-7 |
| Touchdowns | 5-6 | 5-7 |
| Field goals | 0-6 | 0-7 |
| Sacks By: Number-Yards | 1-6 | 2-13 |
| PAT Kicks | 9-9 | 6-7 |
| 2-Point drop-kick PATs | 0-0 | 0-0 |
| Field Goals | 0-0 | 0-1 |
| 4-Point drop kick FGs | 0-0 | 0-0 |
| Touchdowns (Rush-Pass-Return) | 3-4-2 | 3-4-1 |
| Points off turnovers | 7 | 13 |

GAME SUPERLATIVES

| | | |
|----------------------|----------------|---------------------------|
| Passing | | Cmp/Att-Yds-TD-Int |
| JAX: | Tommy Grady | 29/40-289-4-0 |
| ORL: | Randy Hippeard | 26/37-296-4-2 |
| Rushing | | Att-Yds-TD |
| JAX: | Derrick Ross | 8-15-3 |
| ORL: | Randy Hippeard | 6-12-2 |
| Receiving | | Rec-Yds-TD |
| JAX: | Joe Hills | 11-124-3 |
| ORL: | Greg Carr | 8-108-1 |
| Interceptions | | Int-Yds-TD |
| JAX: | Greg Reid | 1-2-0 |
| ORL: | None | - |

SHARKS LEADERS

| RUSHING | | | | | | | |
|------------|-------------|------|-------|--------|------|---------|------|
| Name | No. | Yds | TD | Lg | Avg. | | |
| D. Ross | 8 | 15 | 3 | 10 | 1.9 | | |
| PASSING | | | | | | | |
| Name | Cmp-Att-Int | Yds | TD | Long | Sack | | |
| T. Grady | 29-40-0 | 289 | 4 | 21 | 1 | | |
| RECEIVING | | | | | | | |
| Name | No. | Yds | TD | Lg | | | |
| J. Hills | 11 | 124 | 3 | 20 | | | |
| R. Jackson | 10 | 87 | 0 | 16 | | | |
| T. Jones | 7 | 69 | 0 | 21 | | | |
| DEFENSIVE | | | | | | | |
| Name | Solo | Ast. | Total | FR-Yds | FF | Int-Yds | Brup |
| G. Reid | 6 | 2 | 7.0 | 0-0 | 0 | 1-2 | 1 |
| D. Hyland | 4 | 6 | 7.0 | 0-0 | 0 | 0-0 | 0 |
| A. Jackson | 3 | 5 | 5.5 | 2-21 | 0 | 1-0 | 0 |

JACKSONVILLE SHARKS



Rattlers - 75
Sharks - 68 (OT)
 April 23, 2016
 Jacksonville, FL
 Sea Best Field
 Attendance: 8,354



The Sharks and Rattlers engaged in a classic Arena Football League shootout in Week 4. Each offense marched down the field and scored into the second quarter, before the Rattlers forced a turnover on downs in the final minute of the first half. The ensuing touchdown gave Arizona a 34-20 lead, but the Sharks responded, as Tommy Grady hit Joe Hills as time expired to cut the deficit to seven at the half. The Sharks then scored on the opening drive of the third and got an interception on Arizona's next possession. A Derrick Ross 33-yard touchdown run gave the Sharks their first lead, 41-34. With the game tied at 68 in the final minute, David Hyland fumbled a kickoff return, giving Arizona a chance to potentially win the game. But with time winding down, LaRoche Jackson hauled in an interception off the iron, giving the Sharks the ball back with six seconds left. The game went to overtime, and after the Rattlers scored on their first drive, Arkeith Brown snared a game-ending pick.

TEAM COMPARISON

| | ARI | JAX |
|---|---------------|---------------|
| FIRST DOWNS | 31 | 25 |
| Rushing | 5 | 3 |
| Passing | 23 | 20 |
| Penalty | 3 | 2 |
| NET YARDS RUSHING | 29 | 45 |
| Rushing Attempts | 7 | 8 |
| Average Per Rush | 4.1 | 5.6 |
| Rushing Touchdowns | 3 | 2 |
| NET YARDS PASSING | 390 | 340 |
| Completions-Attempts-Int | 35-50-2 | 28-45-1 |
| Average Per Attempt | 7.8 | 7.6 |
| Average Per Completion | 11.1 | 12.1 |
| Passing Touchdowns | 8 | 8 |
| TOTAL OFFENSE YARDS | 419 | 385 |
| Total offense plays | 57 | 53 |
| Average Gain Per Play | 7.4 | 7.3 |
| Fumbles: Number-Lost | 0-0 | 3-2 |
| Penalties: Number-Yards | 5-30 | 8-34 |
| KICKOFFS-YARDS | 10-574 | 9-505 |
| Average Yards Per Kickoff | 57.4 | 56.1 |
| Net Yards Per Kickoff | 46.3 | 46.6 |
| Touchbacks | 3 | 2 |
| MFG Returns: Number-Yards-TD | 0-0-0 | 0-0-0 |
| Average Per Return | 0.0 | 0.0 |
| Kickoff returns: Number-Yards-TD | 7-76-0 | 6-96-0 |
| Average Per Return | 10.9 | 16.0 |
| Interceptions: Number-Yds-TD | 1-4-0 | 2-11-0 |
| Fumble Returns: Number-Yds-TD | 1-8-0 | 0-0-0 |
| Miscellaneous Yards | 0 | 0 |
| Possession Time | 35:24 | 30:16 |
| 1st Quarter | 8:08 | 6:52 |
| 2nd Quarter | 8:35 | 6:25 |
| 3rd Quarter | 7:02 | 7:58 |
| 4th Quarter | 8:23 | 6:37 |
| OT Quarter | 3:16 | 2:24 |
| Third-Down Conversions | 7 of 7 | 3 of 7 |
| Fourth-Down Conversions | 0 of 0 | 2 of 4 |
| Red-Zone Scores-Chances | 8-9 | 7-7 |
| Touchdowns | 8-9 | 7-7 |
| Field goals | 0-9 | 0-7 |
| Sacks By: Number-Yards | 0-0 | 0-0 |
| PAT Kicks | 9-11 | 8-10 |
| 2-Point drop-kick PATs | 0-0 | 0-0 |
| Field Goals | 0-0 | 0-0 |
| Touchdowns (Rush-Pass-Return) | 3-8-0 | 2-8-0 |
| Points off turnovers | 0 | 7 |

SCORE BY QUARTERS

| | 1 | 2 | 3 | 4 | OT | TOTAL |
|----------------|-----------|-----------|-----------|-----------|----------|-----------|
| SHARKS | 7 | 20 | 14 | 27 | 0 | 68 |
| Arizona | 13 | 21 | 7 | 27 | 7 | 75 |

SCORING SUMMARY

| QTR | TIME | TM | PLAY | SCORE |
|-----|-------|-----|--|---------|
| 1st | 09:01 | ARI | Benson 3 yd run (Spencer kick) | 7 - 0 |
| | 05:58 | JAX | Ross 3 yd run (Capozzoli kick) | 7 - 7 |
| | 04:04 | ARI | Purify 41 yd pass from Davila (Spencer kick failed) | 13 - 7 |
| 2nd | 14:18 | JAX | Jones 7 yd pass from Grady (Capozzoli kick) | 13 - 14 |
| | 10:15 | ARI | Windsor 6 yd pass from Davila (Spencer kick) | 20 - 14 |
| | 07:52 | JAX | Jones 14 yd pass from Grady (Capozzoli kick blocked) | 20 - 20 |
| | 03:21 | ARI | Benson 2 yd run (Spencer kick) | 27 - 20 |
| | 00:18 | ARI | Purify 29 yd pass from Davila (Spencer kick) | 34 - 20 |
| 3rd | 00:00 | JAX | Hills 4 yd pass from Grady (Capozzoli kick) | 34 - 27 |
| | 13:53 | JAX | Jackson 35 yd pass from Grady (Capozzoli kick) | 34 - 34 |
| | 08:02 | JAX | Ross 33 yd run (Capozzoli kick) | 34 - 41 |
| | 03:29 | ARI | Purify 4 yd pass from Davila (Spencer kick) | 41 - 41 |
| 4th | 14:57 | JAX | Hills 6 yd pass from Grady (Capozzoli kick) | 41 - 48 |
| | 10:10 | ARI | Windsor 4 yd pass from Davila (Spencer kick) | 48 - 48 |
| | 09:12 | JAX | Hills 9 yd pass from Grady (Capozzoli kick) | 48 - 55 |
| | 06:09 | ARI | Purify 33 yd pass from Davila (Spencer kick) | 55 - 55 |
| | 01:00 | JAX | Jones 5 yd pass from Grady (Capozzoli kick) | 55 - 62 |
| | 00:53 | ARI | Windsor 4 yd pass from Davila (Spencer kick) | 62 - 62 |
| | 00:35 | JAX | Hills 9 yd pass from Grady (Capozzoli kick failed) | 62 - 68 |
| OT | 00:23 | ARI | Benson 5 yd run (Spencer kick failed) | 68 - 68 |
| | 12:32 | ARI | Purify 8 yd pass from Davila (Spencer kick) | 75 - 68 |

GAME SUPERLATIVES

| | | |
|----------------------|-----------------|---------------------------|
| Passing | | Cmp/Att-Yds-TD-Int |
| JAX: | Tommy Grady | 28/45-340-8-1 |
| ARI: | Nick Davila | 35/50-390-8-2 |
| Rushing | | Att-Yds-TD |
| JAX: | Derrick Ross | 7-44-2 |
| ARI: | Mykel Benson | 7-29-3 |
| Receiving | | Rec-Yds-TD |
| JAX: | Tiger Jones | 12-149-3 |
| ARI: | Rod Windsor | 15-165-3 |
| Interceptions | | Int-Yds-TD |
| JAX: | LaRoche Jackson | 2-11-0 |
| ARI: | Arkeith Brown | 1-4-0 |

SHARKS LEADERS

RUSHING

| Name | No. | Yds | TD | Lg | Avg. |
|---------|-----|-----|----|----|------|
| D. Ross | 7 | 44 | 2 | 33 | 6.3 |

PASSING

| Name | Cmp-Att-Int | Yds | TD | Long | Sack |
|----------|-------------|-----|----|------|------|
| T. Grady | 28-45-1 | 340 | 8 | 35 | 0 |

RECEIVING

| Name | No. | Yds | TD | Lg |
|------------|-----|-----|----|----|
| T. Jones | 12 | 149 | 3 | 28 |
| J. Hills | 10 | 97 | 4 | 27 |
| R. Jackson | 6 | 94 | 1 | 35 |

DEFENSIVE

| Name | Solo | Ast. | Total | FR-Yds | FF | Int-Yds | Brup |
|------------|------|------|-------|--------|----|---------|------|
| G. Reid | 8 | 2 | 9.0 | 0-0 | 0 | 0-0 | 2 |
| D. Hyland | 7 | 3 | 8.5 | 0-0 | 0 | 0-0 | 1 |
| L. Jackson | 6 | 0 | 6.0 | 0-0 | 0 | 2-11 | 0 |

JACKSONVILLE SHARKS

Sharks - 33

Storm - 27

May 1, 2016

Tampa, FL

Amalie Arena

Attendance: 8,438



The Sharks made the trip to Tampa in Week 5, looking to bounce back from two consecutive one-score losses. Though Tampa Bay's Mike Washington returned the opening kickoff for a touchdown, Jacksonville quickly gained the advantage by forcing a turnover on downs on each of the Storm's next two possessions. The Sharks led by a 19-13 count at half-time, then scored on the opening possession of the third quarter to take a two score lead. After forcing another stop, Jacksonville had a chance to take command, but the Sharks' offense turned it over on two consecutive possessions. A pair of touchdown passes from Jonathan Bane to T.T. Toliver gave the Storm a 27-26 lead with 10 and a half minutes remaining. But Tommy Grady hit Prechae Rodriguez for an eight-yard score on the Sharks' next drive, and the Jacksonville defense made a fourth-down stop in the final minute to seal the victory.

SCORE BY QUARTERS

| | 1 | 2 | 3 | 4 | OT | TOTAL |
|---------------|-----------|----------|----------|----------|----------|-----------|
| SHARKS | 13 | 6 | 7 | 7 | 0 | 33 |
| Tampa Bay | 7 | 6 | 7 | 7 | 0 | 27 |

SCORING SUMMARY

| QTR | TIME | TM | PLAY | SCORE |
|-----|-------|-----|--|---------|
| 1st | 14:49 | TBS | Washington 58 yd kickoff return (Peterson kick) | 0 - 7 |
| | 13:31 | JAX | Hills 48 yd pass from Grady (Capozzoli kick blocked) | 6 - 7 |
| | 05:03 | JAX | Ruffins 8 yd pass from Grady (Capozzoli kick) | 13 - 7 |
| 2nd | 03:15 | TBS | Boyce 13 yd pass from Bane (Peterson kick failed) | 13 - 13 |
| | 00:13 | JAX | Ross 1 yd run (Capozzoli kick failed) | 19 - 13 |
| 3rd | 09:50 | JAX | Jones 21 yd pass from Grady (Capozzoli kick) | 26 - 13 |
| | 00:37 | TBS | Toliver 31 yd pass from Bane (Peterson kick) | 26 - 20 |
| 4th | 10:27 | TBS | Toliver 27 yd pass from Bane (Peterson kick) | 26 - 27 |
| | 04:35 | JAX | Rodriguez 8 yd pass from Grady (Capozzoli kick) | 33 - 27 |

TEAM COMPARISON

| | JAX | TBS |
|---------------------------------------|----------------|----------------|
| FIRST DOWNS | 22 | 12 |
| Rushing | 3 | 0 |
| Passing | 13 | 11 |
| Penalty | 6 | 1 |
| NET YARDS RUSHING | 21 | 7 |
| Rushing Attempts | 9 | 3 |
| Average Per Rush | 2.3 | 2.3 |
| Rushing Touchdowns | 1 | 0 |
| NET YARDS PASSING | 308 | 281 |
| Completions-Attempts-Int | 28-37-1 | 21-38-0 |
| Average Per Attempt | 8.3 | 7.4 |
| Average Per Completion | 11.0 | 13.4 |
| Passing Touchdowns | 4 | 3 |
| TOTAL OFFENSE YARDS | 329 | 288 |
| Total offense plays | 46 | 41 |
| Average Gain Per Play | 7.2 | 7.0 |
| Fumbles: Number-Lost | 1-1 | 0-0 |
| Penalties: Number-Yards | 6-54 | 11-70 |
| KICKOFFS-YARDS | 6-330 | 5-217 |
| Average Yards Per Kickoff | 55.0 | 43.4 |
| Net Yards Per Kickoff | 36.7 | 46.0 |
| Touchbacks | 1 | 1 |
| MFG Returns: Number-Yards-TD | 0-0-0 | 0-0-0 |
| Average Per Return | 0.0 | 0.0 |
| Kickoff returns: Number-Yds-TD | 4--15-0 | 6-108-1 |
| Average Per Return | -3.8 | 18.0 |
| Interceptions: Number-Yds-TD | 0-0-0 | 1-22-0 |
| Fumble Returns: Number-Yds-TD | 0-0-0 | 1-31-0 |
| Miscellaneous Yards | 0 | 0 |
| Possession Time | 31:53 | 28:07 |
| 1st Quarter | 5:25 | 9:35 |
| 2nd Quarter | 10:40 | 4:20 |
| 3rd Quarter | 6:17 | 8:43 |
| 4th Quarter | 9:31 | 5:29 |
| Third-Down Conversions | 3 of 6 | 2 of 8 |
| Fourth-Down Conversions | 1 of 2 | 2 of 6 |
| Red-Zone Scores-Chances | 3-5 | 0-2 |
| Touchdowns | 3-5 | 0-2 |
| Field goals | 0-5 | 0-2 |
| Sacks By: Number-Yards | 0-0 | 0-0 |
| PAT Kicks | 3-5 | 3-4 |
| 2-Point drop-kick PATs | 0-0 | 0-0 |
| Field Goals | 0-0 | 0-0 |
| 4-Point drop kick FGs | 0-0 | 0-0 |
| Touchdowns (Rush-Pass-Return) | 1-4-0 | 0-3-1 |
| Points off turnovers | 0 | 14 |

GAME SUPERLATIVES

| | | |
|----------------------|-----------------|---------------------------|
| Passing | | Cmp/Att-Yds-TD-Int |
| JAX: | Tommy Grady | 28/37-308-4-1 |
| TBS: | Jonathan Bane | 21/38-281-3-0 |
| Rushing | | Att-Yds-TD |
| JAX: | Derrick Ross | 8-19-1 |
| TBS: | Jonathan Bane | 3-7-0 |
| Receiving | | Rec-Yds-TD |
| JAX: | Tiger Jones | 10-106-1 |
| TBS: | T.T. Toliver | 9-148-2 |
| Interceptions | | Int-Yds-TD |
| JAX: | - | - |
| TBS: | Cameron McGlenn | 1-22-0 |

SHARKS LEADERS

RUSHING

| Name | No. | Yds | TD | Lg | Avg. |
|---------|-----|-----|----|----|------|
| D. Ross | 8 | 19 | 1 | 7 | 2.4 |

PASSING

| Name | Cmp-Att-Int | Yds | TD | Long | Sack |
|----------|-------------|-----|----|------|------|
| T. Grady | 28-37-1 | 308 | 4 | 48 | 0 |

RECEIVING

| Name | No. | Yds | TD | Lg |
|------------|-----|-----|----|----|
| T. Jones | 10 | 106 | 1 | 21 |
| J. Hills | 7 | 135 | 1 | 48 |
| R. Jackson | 6 | 50 | 0 | 24 |

DEFENSIVE

| Name | Solo | Ast. | Total | FR-Yds | FF | Int-Yds | Brup |
|------------|------|------|-------|--------|----|---------|------|
| L. Jackson | 7 | 2 | 8.0 | 0-0 | 0 | 0-0 | 1 |
| G. Reid | 6 | 0 | 6.0 | 0-0 | 0 | 0-0 | 2 |
| D. Hyland | 4 | 1 | 4.5 | 0-0 | 0 | 0-0 | 0 |

JACKSONVILLE SHARKS



Gladiators - 41
Sharks - 40
 May 7, 2016
 Cleveland, OH
 Quicken Loans Arena
 Attendance: 8,056



Heading into their Week 6 matchup with the Cleveland Gladiators, the Sharks had a chance to get back to the .500 mark entering the first bye week of the 2016 season. Jacksonville opened the game with a defensive stop, and secured another stop in the latter portion of the second quarter, allowing the team to take a 26-14 lead into the locker room at halftime. The offense then scored on the opening drive of the third quarter, taking a three-score lead, 33-14. After an exchange of touchdowns, the Sharks' lead began to crumble. As the game moved into the fourth quarter, Joe Hills fumbled while fighting for extra yardage, and the Sharks turned the ball over on downs on their next drive. Cleveland turned each stop into a score, as Arvell Nelson's 26-yard touchdown pass to Collin Taylor helped the Gladiators take a 41-40 lead with 34 seconds left. The Sharks moved down the field with a chance to win, but Marco Capozzoli's field goal attempt missed wide left as time expired.

SCORE BY QUARTERS

| | 1 | 2 | 3 | 4 | OT | TOTAL |
|------------------|-----------|-----------|-----------|-----------|----------|-----------|
| SHARKS | 13 | 13 | 14 | 0 | 0 | 40 |
| Cleveland | 7 | 7 | 14 | 13 | 0 | 41 |

SCORING SUMMARY

| QTR | TIME | TM | PLAY | SCORE |
|-----|-------|-----|---|---------|
| 1st | 05:55 | JAX | Hills 8 yd pass from Grady (Capozzoli kick failed) | 6 - 0 |
| | 02:22 | CLE | Nelson 3 yd run (Striefsky kick) | 6 - 7 |
| | 01:16 | JAX | Ross 23 yd run (Capozzoli kick) | 13 - 7 |
| 2nd | 12:53 | CLE | Nelson 1 yd run (Striefsky kick) | 13 - 14 |
| | 07:47 | JAX | Hills 14 yd pass from Grady (Capozzoli kick failed) | 19 - 14 |
| 3rd | 00:02 | JAX | Hills 3 yd pass from Grady (Capozzoli kick) | 26 - 14 |
| | 11:37 | JAX | Hills 19 yd pass from Grady (Capozzoli kick) | 33 - 14 |
| | 05:23 | CLE | Nelson 4 yd run (Striefsky kick) | 33 - 21 |
| | 02:45 | JAX | Jones 6 yd pass from Grady (Capozzoli kick) | 40 - 21 |
| | 01:31 | CLE | Taylor 32 yd pass from Nelson (Striefsky kick) | 40 - 28 |
| 4th | 08:53 | CLE | Sims 8 yd pass from Nelson (Striefsky kick) | 40 - 35 |
| | 00:34 | JAX | Taylor 26 yd pass from Nelson (Nelson pass failed) | 40 - 41 |

TEAM COMPARISON

| | JAX | CLE |
|---------------------------------------|---------------|----------------|
| FIRST DOWNS | 23 | 21 |
| Rushing | 3 | 6 |
| Passing | 14 | 12 |
| Penalty | 6 | 3 |
| NET YARDS RUSHING | 48 | 34 |
| Rushing Attempts | 9 | 8 |
| Average Per Rush | 5.3 | 4.2 |
| Rushing Touchdowns | 1 | 3 |
| NET YARDS PASSING | 241 | 218 |
| Completions-Attempts-Int | 26-42-0 | 17-30-4 |
| Average Per Attempt | 5.7 | 7.3 |
| Average Per Completion | 9.3 | 12.8 |
| Passing Touchdowns | 5 | 3 |
| TOTAL OFFENSE YARDS | 289 | 252 |
| Total offense plays | 51 | 40 |
| Average Gain Per Play | 5.7 | 6.3 |
| Fumbles: Number-Lost | 1-1 | 0-0 |
| Penalties: Number-Yards | 8-54 | 9-43 |
| KICKOFFS-YARDS | 7-397 | 6-329 |
| Average Yards Per Kickoff | 56.7 | 54.8 |
| Net Yards Per Kickoff | 37.3 | 40.2 |
| Touchbacks | 1 | 1 |
| MFG Returns: Number-Yards-TD | 0-0-0 | 1-7-0 |
| Average Per Return | 0.0 | 7.0 |
| Kickoff returns: Number-Yds-TD | 6-83-0 | 6-131-0 |
| Average Per Return | 13.8 | 21.8 |
| Interceptions: Number-Yds-TD | 0-0-0 | 0-0-0 |
| Fumble Returns: Number-Yds-TD | 0-0-0 | 0-0-0 |
| Miscellaneous Yards | 1 | 0 |
| Possession Time | 31:13 | 27:31 |
| 1st Quarter | 4:20 | 9:24 |
| 2nd Quarter | 9:01 | 5:59 |
| 3rd Quarter | 7:42 | 7:18 |
| 4th Quarter | 10:10 | 4:50 |
| Third-Down Conversions | 2 of 5 | 2 of 5 |
| Fourth-Down Conversions | 1 of 2 | 0 of 2 |
| Red-Zone Scores-Chances | 3-3 | 4-5 |
| Touchdowns | 3-3 | 4-5 |
| Field goals | 0-3 | 0-5 |
| Sacks By: Number-Yards | 2-3 | 0-0 |
| PAT Kicks | 4-6 | 5-5 |
| 2-Point drop-kick PATs | 0-0 | 0-0 |
| Field Goals | 0-1 | 0-0 |
| 4-Point drop kick FGs | 0-0 | 0-0 |
| Touchdowns (Rush-Pass-Return) | 1-5-0 | 3-3-0 |
| Points off turnovers | 0 | 7 |

GAME SUPERLATIVES

| | | |
|----------------------|---------------|---------------------------|
| Passing | | Cmp/Att-Yds-TD-Int |
| JAX: | Tommy Grady | 26/42-241-5-0 |
| CLE: | Arvell Nelson | 17/30-221-3-0 |
| Rushing | | Att-Yds-TD |
| JAX: | Derrick Ross | 9-48-1 |
| CLE: | Arvell Nelson | 8-34-3 |
| Receiving | | Rec-Yds-TD |
| JAX: | Joe Hills | 14-131-4 |
| CLE: | Collin Taylor | 6-101-2 |
| Interceptions | | Int-Yds-TD |
| JAX: | - | - |
| CLE: | - | - |

SHARKS LEADERS

RUSHING

| Name | No. | Yds | TD | Lg | Avg. |
|---------|-----|-----|----|----|------|
| D. Ross | 9 | 48 | 1 | 23 | 5.3 |

PASSING

| Name | Cmp-Att-Int | Yds | TD | Long | Sack |
|----------|-------------|-----|----|------|------|
| T. Grady | 26-42-0 | 241 | 5 | 19 | 0 |

RECEIVING

| Name | No. | Yds | TD | Lg |
|--------------|-----|-----|----|----|
| J. Hills | 14 | 131 | 4 | 19 |
| T. Jones | 7 | 71 | 1 | 19 |
| P. Rodriguez | 4 | 32 | 0 | 16 |

DEFENSIVE

| Name | Solo | Ast. | Total | Sck-Yds | FF | Int-Yds | Brup |
|------------|------|------|-------|---------|----|---------|------|
| G. Reid | 4 | 3 | 5.5 | 0-0 | 0 | 0-0 | 1 |
| L. Jackson | 4 | 1 | 4.5 | 0-0 | 0 | 0-0 | 2 |
| D. Jackson | 3 | 1 | 3.5 | 1.5-2 | 0 | 0-0 | 0 |

JACKSONVILLE SHARKS



Sharks - 65

Steel - 34

May 21, 2016

Jacksonville, FL

Sea Best Field

Attendance: 10,208



SCORE BY QUARTERS

| | 1 | 2 | 3 | 4 | OT | TOTAL |
|-----------------|-----------|-----------|-----------|----------|----------|-----------|
| SHARKS | 20 | 20 | 18 | 7 | 0 | 65 |
| Portland | 13 | 14 | 7 | 0 | 0 | 34 |

SCORING SUMMARY

| QTR | TIME | TM | PLAY | SCORE |
|-----|-------|-----|--|---------|
| 1st | 12:05 | PDX | Sambrano 20 yd pass from Austin (Lacayo kick failed) | 6 - 0 |
| | 08:15 | JAX | Hills 23 yd pass from Grady (Striefsky kick) | 6 - 7 |
| | 03:40 | JAX | Ross 23 yd run (Striefsky kick) | 6 - 14 |
| 2nd | 01:54 | PDX | Gilson 28 yd pass from Austin (Lacayo kick) | 13 - 14 |
| | 00:23 | JAX | Jones 18 yd pass from Grady (Striefsky kick failed) | 13 - 20 |
| | 12:38 | PDX | Sambrano 19 yd pass from Austin (Lacayo kick) | 20 - 20 |
| | 09:22 | JAX | Crawford 15 yd pass from Grady (Striefsky kick failed) | 20 - 26 |
| | 05:26 | JAX | Crawford 2 yd pass from Grady (Striefsky kick) | 20 - 33 |
| | 00:53 | PDX | Austin 1 yd run (Lacayo kick) | 27 - 33 |
| 3rd | 00:20 | JAX | Jones 12 yd pass from Grady (Striefsky kick) | 27 - 40 |
| | 11:41 | JAX | Hills 3 yd pass from Grady (Striefsky kick failed) | 27 - 46 |
| | 08:24 | JAX | Ross 1 yd run (Ross rush failed) | 27 - 52 |
| 4th | 06:02 | PDX | Austin 1 yd run (Lacayo kick) | 34 - 52 |
| | 02:47 | JAX | Hills 31 yd pass from Grady (Striefsky kick blocked) | 34 - 58 |
| | 07:08 | JAX | Hills 3 yd pass from Grady (Striefsky kick) | 34 - 65 |

TEAM COMPARISON

| | PDX | JAX |
|---------------------------------------|----------------|---------------|
| FIRST DOWNS | 15 | 23 |
| Rushing | 2 | 3 |
| Passing | 12 | 18 |
| Penalty | 1 | 2 |
| NET YARDS RUSHING | 14 | 40 |
| Rushing Attempts | 6 | 5 |
| Average Per Rush | 2.3 | 8.0 |
| Rushing Touchdowns | 2 | 2 |
| NET YARDS PASSING | 233 | 292 |
| Completions-Attempts-Int | 23-43-4 | 23-31-0 |
| Average Per Attempt | 5.4 | 9.4 |
| Average Per Completion | 10.1 | 12.7 |
| Passing Touchdowns | 3 | 8 |
| TOTAL OFFENSE YARDS | 247 | 332 |
| Total offense plays | 49 | 37 |
| Average Gain Per Play | 5.0 | 9.0 |
| Fumbles: Number-Lost | 0-0 | 0-0 |
| Penalties: Number-Yards | 8-105 | 6-112 |
| KICKOFFS-YARDS | 6-339 | 11-568 |
| Average Yards Per Kickoff | 56.5 | 51.6 |
| Net Yards Per Kickoff | 39.7 | 29.8 |
| Touchbacks | 1 | 1 |
| MFG Returns: Number-Yards-TD | 0-0-0 | 0-0-0 |
| Average Per Return | 0.0 | 0.0 |
| Kickoff returns: Number-Yds-TD | 9-235-0 | 5-96-0 |
| Average Per Return | 26.1 | 19.2 |
| Interceptions: Number-Yds-TD | 0-0-0 | 4-98-0 |
| Fumble Returns: Number-Yds-TD | 0-0-0 | 0-0-0 |
| Miscellaneous Yards | 0 | 0 |
| Possession Time | 32:54 | 27:06 |
| 1st Quarter | 9:05 | 5:55 |
| 2nd Quarter | 10:07 | 4:53 |
| 3rd Quarter | 6:00 | 9:00 |
| 4th Quarter | 7:42 | 7:18 |
| Third-Down Conversions | 4 of 10 | 3 of 3 |
| Fourth-Down Conversions | 2 of 4 | 0 of 0 |
| Red-Zone Scores-Chances | 3-4 | 4-4 |
| Touchdowns | 3-4 | 4-4 |
| Field goals | 0-4 | 0-4 |
| Sacks By: Number-Yards | 1-6 | 0-0 |
| PAT Kicks | 4-5 | 5-9 |
| 2-Point drop-kick PATs | 0-0 | 0-0 |
| Field Goals | 0-0 | 0-0 |
| 4-Point drop kick FGs | 0-0 | 0-0 |
| Touchdowns (Rush-Pass-Return) | 2-3-0 | 2-8-0 |
| Points off turnovers | 0 | 13 |

GAME SUPERLATIVES

| | | |
|----------------------|-----------------|---------------------------|
| Passing | | Cmp/Att-Yds-TD-Int |
| JAX: | Tommy Grady | 22/27-288-8-0 |
| PDX: | Shane Austin | 23/43-233-3-4 |
| Rushing | | Att-Yds-TD |
| JAX: | Derrick Ross | 5-40-2 |
| PDX: | Shane Austin | 4-11-2 |
| Receiving | | Rec-Yds-TD |
| JAX: | Joe Hills | 8-114-4 |
| PDX: | Tom Gilson | 13-135-1 |
| Interceptions | | Int-Yds-TD |
| JAX: | LaRoche Jackson | 2-18-0 |
| PDX: | - | - |

SHARKS LEADERS

RUSHING

| Name | No. | Yds | TD | Lg | Avg. |
|---------|-----|-----|----|----|------|
| D. Ross | 5 | 40 | 2 | 23 | 8.0 |

PASSING

| Name | Cmp-Att-Int | Yds | TD | Long | Sack |
|----------|-------------|-----|----|------|------|
| T. Grady | 22-27-0 | 288 | 8 | 31 | 1 |

RECEIVING

| Name | No. | Yds | TD | Lg |
|-------------|-----|-----|----|----|
| L. Crawford | 9 | 102 | 2 | 23 |
| J. Hills | 8 | 114 | 4 | 31 |
| T. Jones | 6 | 82 | 0 | 18 |

DEFENSIVE

| Name | Solo | Ast. | Total | Sck-Yds | FF | Int-Yds | Brup |
|------------|------|------|-------|---------|----|---------|------|
| G. Reid | 7 | 1 | 7.5 | 0-0 | 0 | 1-30 | 5 |
| L. Jackson | 7 | 1 | 7.5 | 0-0 | 0 | 2-18 | 2 |
| A. Jackson | 4 | 2 | 5.0 | 0-0 | 0 | 0-0 | 1 |

JACKSONVILLE SHARKS



Sharks - 59
Predators - 56
 May 27, 2016
 Orlando, FL
 Amway Center
 Attendance: 10,651



The Sharks made their only regular-season trip to The Jungle in Week 9. In the second of three meetings with the Predators in 2016, it didn't take long for Jacksonville to get the first break, as Greg Reid hauled in the first of his two interceptions on Orlando's opening drive. In what would become a theme, Tommy Grady hit Joe Hills for a touchdown on the Sharks' opening drive. The teams traded scores from there until halftime, as a six-yard pass from Grady to Hills gave Jacksonville a 26-21 lead with 25 seconds left in the half. Jacksonville kept Orlando off the board in the final seconds of the second, then scored on the opening drive of the third to take a two-score lead. In the third quarter, Reid snared an off-the-wall pick that led to another score, as the Sharks took a 19-point lead with 12:57 remaining in the game. Orlando closed the gap with a defensive stop, but the Predators never had the ball with a chance to take the lead. In the final minute of the game, the Sharks recovered two Orlando inside kicks, and each time Grady hit Hills for a score on the first play of the ensuing drive to keep the Sharks in front. Hills finished the game with eight touchdown catches, setting a team record and becoming just the second receiver in AFL history to accomplish that feat.

TEAM COMPARISON

| | JAX | ORL |
|---|---------------|-----------------|
| FIRST DOWNS | 25 | 23 |
| Rushing | 2 | 0 |
| Passing | 19 | 17 |
| Penalty | 4 | 6 |
| NET YARDS RUSHING | 23 | -1 |
| Rushing Attempts | 8 | 1 |
| Average Per Rush | 2.9 | -1.0 |
| Rushing Touchdowns | 1 | 0 |
| NET YARDS PASSING | 280 | 262 |
| Completions-Attempts-Int | 26-38-0 | 26-37-2 |
| Average Per Attempt | 7.4 | 7.1 |
| Average Per Completion | 10.8 | 10.1 |
| Passing Touchdowns | 8 | 7 |
| TOTAL OFFENSE YARDS | 303 | 261 |
| Total offense plays | 47 | 40 |
| Average Gain Per Play | 6.4 | 6.5 |
| Fumbles: Number-Lost | 1-0 | 1-0 |
| Penalties: Number-Yards | 14-84 | 14-122 |
| KICKOFFS-YARDS | 10-462 | 8-303 |
| Average Yards Per Kickoff | 46.2 | 37.9 |
| Net Yards Per Kickoff | 25.7 | 32.2 |
| Touchbacks | 0 | 1 |
| MFG Returns: Number-Yards-TD | 0-0-0 | 0-0-0 |
| Average Per Return | 0.0 | 0.0 |
| Kickoff returns: Number-Yards-TD | 3-40-0 | 10-205-1 |
| Average Per Return | 13.3 | 20.5 |
| Interceptions: Number-Yards-TD | 2-25-0 | 0-0-0 |
| Fumble Returns: Number-Yards-TD | 0-0-0 | 0-0-0 |
| Miscellaneous Yards | 0 | 0 |
| Possession Time | 37:37 | 22:23 |
| 1st Quarter | 6:19 | 8:41 |
| 2nd Quarter | 11:18 | 3:42 |
| 3rd Quarter | 13:01 | 1:59 |
| 4th Quarter | 6:59 | 8:01 |
| Third-Down Conversions | 5 of 8 | 2 of 3 |
| Fourth-Down Conversions | 0 of 1 | 0 of 0 |
| Red-Zone Scores-Chances | 5-5 | 4-4 |
| Touchdowns | 5-5 | 4-4 |
| Field goals | 0-5 | 0-4 |
| Sacks By: Number-Yards | 2-12 | 1-0 |
| PAT Kicks | 5-9 | 6-6 |
| 2-Point drop-kick PATs | 0-0 | 0-0 |
| Field Goals | 0-0 | 0-0 |
| 4-Point drop kick FGs | 0-0 | 0-0 |
| Touchdowns (Rush-Pass-Return) | 1-8-0 | 0-7-1 |
| Points off turnovers | 13 | 0 |

SCORE BY QUARTERS

| | 1 | 2 | 3 | 4 | OT | TOTAL |
|----------------|----------|-----------|-----------|-----------|----------|-----------|
| SHARKS | 6 | 20 | 14 | 19 | 0 | 59 |
| Orlando | 7 | 14 | 7 | 28 | 0 | 56 |

SCORING SUMMARY

| QTR | TIME | TM | PLAY | SCORE |
|-----|-------|-----|--|---------|
| 1st | 06:50 | JAX | Hills 2 yd pass from Grady (Wolfe kick failed) | 6 - 0 |
| | 01:44 | ORL | Brackins 3 yd pass from Hippeard (Lewis kick) | 6 - 7 |
| 2nd | 13:43 | JAX | Hills 31 yd pass from Grady (Wolfe kick failed) | 12 - 7 |
| | 10:20 | ORL | Carr 24 yd pass from Hippeard (Lewis kick) | 12 - 14 |
| | 03:27 | JAX | Hills 1 yd pass from Grady (Wolfe kick) | 19 - 14 |
| | 01:00 | ORL | Thompkins 9 yd pass from Hippeard (Lewis kick) | 19 - 21 |
| 3rd | 00:25 | JAX | Hills 6 yd pass from Grady (Wolfe kick) | 26 - 21 |
| | 11:01 | JAX | Hills 8 yd pass from Grady (Wolfe kick) | 33 - 21 |
| | 10:02 | ORL | Thompkins 54 yd kickoff return (Lewis kick) | 33 - 28 |
| | 05:50 | JAX | Hills 11 yd pass from Grady (Wolfe kick) | 40 - 28 |
| | 12:57 | JAX | Ross 1 yd run (Wolfe kick) | 47 - 28 |
| 4th | 07:51 | ORL | Brackins 4 yd pass from Hippeard (Lewis kick) | 47 - 35 |
| | 01:08 | ORL | Brackins 9 yd pass from Hippeard (Lewis kick) | 47 - 42 |
| | 00:52 | JAX | Hills 13 yd pass from Grady (Wolfe kick failed) | 53 - 42 |
| | 00:28 | ORL | Thompkins 17 yd pass from Hippeard (Lewis kick) | 53 - 48 |
| | 00:23 | JAX | Hills 15 yd pass from Grady (Wolfe kick failed) | 59 - 48 |
| | 00:00 | ORL | Carr 13 yd pass from Hippeard (Thompkins pass from Hippeard) | 59 - 56 |

GAME SUPERLATIVES

| | | |
|----------------------|-------------------|---------------------------|
| Passing | | Cmp/Att-Yds-TD-Int |
| JAX: | Tommy Grady | 26/38-280-8-0 |
| ORL: | Randy Hippeard | 26/37-274-7-2 |
| Rushing | | Att-Yds-TD |
| JAX: | Derrick Ross | 8-23-1 |
| ORL: | Randy Hippeard | 1-(-1)-0 |
| Receiving | | Rec-Yds-TD |
| JAX: | Joe Hills | 15-173-8 |
| ORL: | Brandon Thompkins | 11-131-2 |
| Interceptions | | Int-Yds-TD |
| JAX: | Greg Reid | 2-25-0 |
| ORL: | None | - |

SHARKS LEADERS

RUSHING

| Name | No. | Yds | TD | Lg | Avg. |
|---------|-----|-----|----|----|------|
| D. Ross | 8 | 23 | 1 | 15 | 2.9 |

PASSING

| Name | Cmp-Att-Int | Yds | TD | Long | Sack |
|----------|-------------|-----|----|------|------|
| T. Grady | 26-38-0 | 280 | 8 | 31 | 1 |

RECEIVING

| Name | No. | Yds | TD | Lg |
|---------------|-----|-----|----|----|
| J. Hills | 15 | 173 | 8 | 31 |
| T. Jones | 8 | 79 | 0 | 25 |
| A. Robustelli | 3 | 28 | 0 | 14 |

DEFENSIVE

| Name | Solo | Ast. | Total | FR-Yds | FF | Int-Yds | Brup |
|------------|------|------|-------|--------|----|---------|------|
| G. Reid | 9 | 1 | 9.5 | 0-0 | 0 | 2-25 | 2 |
| L. Jackson | 6 | 1 | 6.5 | 0-0 | 0 | 0-0 | 1 |
| D. Hyland | 3 | 0 | 3.0 | 0-0 | 0 | 0-0 | 0 |

JACKSONVILLE SHARKS



Soul - 56

Sharks - 42

June 4, 2016

Jacksonville, FL

Sea Best Field

Attendance: 10,985



SCORE BY QUARTERS

| | 1 | 2 | 3 | 4 | OT | TOTAL |
|---------------------|----------|-----------|----------|-----------|----------|-----------|
| SHARKS | 7 | 21 | 7 | 0 | 0 | 42 |
| Philadelphia | 7 | 21 | 7 | 14 | 0 | 56 |

SCORING SUMMARY

| QTR | TIME | TM | PLAY | SCORE |
|-----|-------|-----|--|---------|
| 1st | 12:46 | JAX | Gray 10 yd pass from Grady (Wolfe kick) | 0 - 7 |
| | 06:40 | PHI | Richardson 1 yd run (Frevert kick) | 7 - 7 |
| 2nd | 14:55 | PHI | McDaniel 12 yd pass from Raudabaugh (Frevert kick) | 14 - 7 |
| | 10:31 | JAX | Gray 4 yd pass from Grady (Wolfe kick) | 14 - 14 |
| | 09:14 | PHI | McDaniel 41 yd pass from Raudabaugh (Frevert kick) | 21 - 14 |
| | 06:15 | JAX | Ross 1 yd run (Wolfe kick) | 21 - 21 |
| 3rd | 00:54 | JAX | Hills 29 yd pass from Grady (Wolfe kick) | 21 - 28 |
| | 00:12 | PHI | Reynolds 8 yd pass from Raudabaugh (Frevert kick) | 28 - 28 |
| | 06:53 | PHI | Reynolds 34 yd pass from Raudabaugh (Frevert kick) | 35 - 28 |
| | 05:55 | JAX | Gray 58 yd kickoff return (Wolfe kick) | 35 - 35 |
| | 03:45 | PHI | Richardson 1 yd run (Frevert kick) | 42 - 35 |
| | 00:31 | JAX | Hills 4 yd pass from Grady (Wolfe kick) | 42 - 42 |
| 4th | 12:21 | PHI | Smith 5 yd pass from Raudabaugh (Frevert kick) | 49 - 42 |
| | 07:55 | PHI | McDaniel 17 yd pass from Raudabaugh (Frevert kick) | 56 - 42 |

TEAM COMPARISON

| | PHI | JAX |
|---|----------------|---------------|
| FIRST DOWNS | 21 | 21 |
| Rushing | 3 | 1 |
| Passing | 17 | 14 |
| Penalty | 1 | 6 |
| NET YARDS RUSHING | 22 | 9 |
| Rushing Attempts | 10 | 7 |
| Average Per Rush | 2.2 | 1.3 |
| Rushing Touchdowns | 2 | 1 |
| NET YARDS PASSING | 286 | 308 |
| Completions-Attempts-Int | 21-25-0 | 27-44-1 |
| Average Per Attempt | 11.4 | 7.0 |
| Average Per Completion | 13.6 | 11.4 |
| Passing Touchdowns | 6 | 4 |
| TOTAL OFFENSE YARDS | 308 | 317 |
| Total offense plays | 36 | 51 |
| Average Gain Per Play | 8.6 | 6.2 |
| Fumbles: Number-Lost | 2-2 | 0-0 |
| Penalties: Number-Yards | 10-68 | 8-37 |
| KICKOFFS-YARDS | 9-471 | 7-321 |
| Average Yards Per Kickoff | 52.3 | 45.9 |
| Net Yards Per Kickoff | 39.3 | 26.9 |
| Touchbacks | 4 | 0 |
| MFG Returns: Number-Yards-TD | 0-0-0 | 0-0-0 |
| Average Per Return | 0.0 | 0.0 |
| Kickoff returns: Number-Yards-TD | 7-133-0 | 5-97-1 |
| Average Per Return | 19.0 | 19.4 |
| Interceptions: Number-Yds-TD | 1-0-0 | 0-0-0 |
| Fumble Returns: Number-Yds-TD | 0-0-0 | 1-14-0 |
| Miscellaneous Yards | 4 | 4 |
| Possession Time | 23:10 | 36:08 |
| 1st Quarter | 9:04 | 5:56 |
| 2nd Quarter | 4:25 | 10:35 |
| 3rd Quarter | 2:59 | 11:19 |
| 4th Quarter | 6:42 | 8:18 |
| Third-Down Conversions | 1 of 2 | 3 of 7 |
| Fourth-Down Conversions | 1 of 1 | 1 of 4 |
| Red-Zone Scores-Chances | 4-4 | 3-5 |
| Touchdowns | 4-4 | 3-5 |
| Field goals | 0-4 | 0-5 |
| Sacks By: Number-Yards | 0-0 | 1-3 |
| PAT Kicks | 8-8 | 6-6 |
| 2-Point drop-kick PATs | 0-0 | 0-0 |
| Field Goals | 0-0 | 0-0 |
| 4-Point drop kick FGs | 0-0 | 0-0 |
| Touchdowns (Rush-Pass-Return) | 2-6-0 | 1-4-1 |
| Points off turnovers | 7 | 7 |

GAME SUPERLATIVES

| | | |
|----------------------|--------------------|---------------------------|
| Passing | | Cmp/Att-Yds-TD-Int |
| JAX: | Tommy Grady | 27/44-308-4-1 |
| PHI: | Dan Raudabaugh | 21/25-289-6-0 |
| Rushing | | Att-Yds-TD |
| JAX: | Derrick Ross | 6-9-1 |
| PHI: | Jeramie Richardson | 7-20-2 |
| Receiving | | Rec-Yds-TD |
| JAX: | Joe Hills | 13-163-2 |
| PHI: | Ryan McDaniel | 10-167-3 |
| Interceptions | | Int-Yds-TD |
| JAX: | None | - |
| PHI: | James Romain | 1-0-0 |

SHARKS LEADERS

RUSHING

| Name | No. | Yds | TD | Lg | Avg. |
|---------|-----|-----|----|----|------|
| D. Ross | 6 | 9 | 1 | 6 | 1.5 |

PASSING

| Name | Cmp-Att-Int | Yds | TD | Long | Sack |
|----------|-------------|-----|----|------|------|
| T. Grady | 27-44-1 | 308 | 4 | 44 | 0 |

RECEIVING

| Name | No. | Yds | TD | Lg |
|----------|-----|-----|----|----|
| J. Hills | 13 | 163 | 2 | 44 |
| R. Gray | 8 | 66 | 2 | 23 |
| T. Jones | 5 | 71 | 0 | 32 |

DEFENSIVE

| Name | Solo | Ast. | Total | FR-Yds | FF | TFL-Yds | Brup |
|-------------|------|------|-------|--------|----|---------|------|
| M. Robinson | 6 | 5 | 8.5 | 1-0 | 0 | 0-0 | 1 |
| A. Jackson | 4 | 2 | 5.0 | 0-0 | 0 | 1.0-3 | 0 |
| D. Hyland | 3 | 3 | 4.5 | 1-14 | 0 | 0-0 | 0 |

JACKSONVILLE SHARKS



Sharks - 67

Storm - 34

June 11, 2016

Tampa, FL

Amalie Arena

Attendance: 8,418



SCORE BY QUARTERS

| | 1 | 2 | 3 | 4 | OT | TOTAL |
|---------------|-----------|-----------|----------|-----------|----------|-----------|
| SHARKS | 20 | 27 | 7 | 13 | 0 | 67 |
| Tampa Bay | 7 | 7 | 7 | 13 | 0 | 34 |

SCORING SUMMARY

| QTR | TIME | TM | PLAY | SCORE |
|-----|-------|-----|---|---------|
| 1st | 13:31 | JAX | Jones 16 yd pass from Grady (Wolfe kick failed) | 6 - 0 |
| | 09:10 | TBS | Toliver 17 yd pass from Boltus (Alvarado kick) | 6 - 7 |
| | 05:39 | JAX | Hills 4 yd pass from Grady (Wolfe kick) | 13 - 7 |
| 2nd | 04:20 | JAX | Miller 28 yd interception return (Wolfe kick) | 20 - 7 |
| | 10:19 | JAX | Hills 15 yd pass from Grady (Wolfe kick) | 27 - 7 |
| | 09:05 | JAX | Reid 21 yd interception return (Wolfe kick) | 34 - 7 |
| | 04:29 | TBS | Toliver 13 yd pass from Boltus (Alvarado kick) | 34 - 14 |
| | 02:10 | JAX | Gray 22 yd pass from Grady (Wolfe kick) | 41 - 14 |
| 3rd | 00:32 | JAX | Hills 14 yd pass from Grady (Wolfe kick failed) | 47 - 14 |
| | 11:11 | TBS | Brown 1 yd run (Alvarado kick) | 47 - 21 |
| | 08:14 | JAX | Jackson 1 yd run (Wolfe kick) | 54 - 21 |
| 4th | 14:56 | JAX | Hills 2 yd pass from Grady (Wolfe kick) | 61 - 21 |
| | 09:55 | TBS | Barnett 22 yd pass from Boltus (Alvarado kick failed) | 61 - 27 |
| | 05:18 | TBS | Toliver 12 yd pass from Boltus (Alvarado kick) | 61 - 34 |
| | 00:00 | JAX | Reid 48 yd fumble recovery | 67 - 34 |

TEAM COMPARISON

| | JAX | TBS |
|---|---------------|----------------|
| FIRST DOWNS | 20 | 21 |
| Rushing | 1 | 4 |
| Passing | 12 | 15 |
| Penalty | 7 | 2 |
| NET YARDS RUSHING | 6 | 28 |
| Rushing Attempts | 5 | 10 |
| Average Per Rush | 1.2 | 2.8 |
| Rushing Touchdowns | 1 | 1 |
| NET YARDS PASSING | 192 | 278 |
| Completions-Attempts-Int | 17-27-0 | 22-41-2 |
| Average Per Attempt | 7.1 | 6.8 |
| Average Per Completion | 11.3 | 12.6 |
| Passing Touchdowns | 6 | 4 |
| TOTAL OFFENSE YARDS | 198 | 306 |
| Total offense plays | 32 | 52 |
| Average Gain Per Play | 6.2 | 5.9 |
| Fumbles: Number-Lost | 1-0 | 1-1 |
| Penalties: Number-Yards | 7-43 | 13-60 |
| KICKOFFS-YARDS | 9-493 | 4-223 |
| Average Yards Per Kickoff | 54.8 | 55.8 |
| Net Yards Per Kickoff | 39.9 | 35.0 |
| Touchbacks | 0 | 0 |
| MFG Returns: Number-Yards-TD | 0-0-0 | 0-0-0 |
| Average Per Return | 0.0 | 0.0 |
| Kickoff returns: Number-Yards-TD | 5-83-0 | 9-134-0 |
| Average Per Return | 16.6 | 14.9 |
| Interceptions: Number-Yards-TD | 2-49-2 | 0-0-0 |
| Fumble Returns: Number-Yards-TD | 1-48-1 | 0-0-0 |
| Miscellaneous Yards | 4 | 0 |
| Possession Time | 28:21 | 31:39 |
| 1st Quarter | 6:23 | 8:37 |
| 2nd Quarter | 7:31 | 7:29 |
| 3rd Quarter | 8:33 | 6:27 |
| 4th Quarter | 5:54 | 9:06 |
| Third-Down Conversions | 1 of 3 | 5 of 8 |
| Fourth-Down Conversions | 1 of 3 | 1 of 3 |
| Red-Zone Scores-Chances | 3-3 | 1-3 |
| Touchdowns | 3-3 | 1-3 |
| Field goals | 0-3 | 0-3 |
| Sacks By: Number-Yards | 1-6 | 0-0 |
| PAT Kicks | 7-9 | 4-5 |
| 2-Point drop-kick PATs | 0-0 | 0-0 |
| Field Goals | 0-0 | 0-0 |
| 4-Point drop kick FGs | 0-0 | 0-0 |
| Touchdowns (Rush-Pass-Return) | 1-6-3 | 1-4-0 |
| Points off turnovers | 20 | 0 |

GAME SUPERLATIVES

| | | |
|----------------------|----------------|---------------------------|
| Passing | | Cmp/Att-Yds-TD-Int |
| JAX: | Tommy Grady | 16/23-188-6-0 |
| TBS: | Jason Boltus | 22/41-284-4-2 |
| Rushing | | Att-Yds-TD |
| JAX: | Dexter Jackson | 3-2-1 |
| TBS: | Jason Boltus | 5-18-0 |
| Receiving | | Rec-Yds-TD |
| JAX: | Joe Hills | 7-68-4 |
| TBS: | T.T. Toliver | 8-124-3 |
| Interceptions | | Int-Yds-TD |
| JAX: | Jordan Miller | 1-28-1 |
| TBS: | - | - |

SHARKS LEADERS

RUSHING

| Name | No. | Yds | TD | Lg | Avg. |
|------------|-----|-----|----|----|------|
| D. Jackson | 3 | 2 | 1 | 1 | 0.7 |

PASSING

| Name | Cmp-Att-Int | Yds | TD | Long | Sack |
|----------|-------------|-----|----|------|------|
| T. Grady | 16-23-0 | 188 | 6 | 23 | 0 |

RECEIVING

| Name | No. | Yds | TD | Lg |
|----------|-----|-----|----|----|
| J. Hills | 7 | 68 | 4 | 15 |
| T. Jones | 5 | 36 | 1 | 16 |
| R. Gray | 2 | 45 | 1 | 23 |

DEFENSIVE

| Name | Solo | Ast. | Total | FR-Yds | FF | Int-Yds | Brup |
|------------|------|------|-------|--------|----|---------|------|
| D. Hyland | 6 | 4 | 8.0 | 0-0 | 0 | 0-0 | 0 |
| L. Jackson | 6 | 3 | 7.5 | 0-0 | 0 | 0-0 | 1 |
| G. Reid | 5 | 1 | 5.5 | 1-48 | 0 | 1-21 | 2 |

JACKSONVILLE SHARKS



Predators - 44

Sharks - 34

June 18, 2016

Jacksonville, FL

Sea Best Field

Attendance: 9,835



SCORE BY QUARTERS

| | 1 | 2 | 3 | 4 | OT | TOTAL |
|----------------|-----------|----------|----------|-----------|----------|-----------|
| SHARKS | 14 | 7 | 6 | 7 | 0 | 34 |
| Orlando | 14 | 7 | 7 | 16 | 0 | 44 |

SCORING SUMMARY

| QTR | TIME | TM | PLAY | SCORE |
|-----|-------|-----|--|---------|
| 1st | 13:39 | ORL | Carr 46 yd pass from Hippeard (Lewis kick) | 7 - 0 |
| | 10:18 | JAX | Jones 16 yd pass from Grady (Wolfe kick) | 7 - 7 |
| | 05:45 | ORL | Thompkins 5 yd pass from Hippeard (Lewis kick) | 14 - 7 |
| 2nd | 03:20 | JAX | Hills 16 yd pass from Grady (Wolfe kick) | 14 - 14 |
| | 14:54 | ORL | Carr 7 yd pass from Hippeard (Lewis kick) | 21 - 14 |
| | 08:10 | JAX | Ross 3 yd run (Wolfe kick) | 21 - 21 |
| 3rd | 11:19 | JAX | Hills 2 yd pass from Grady (Wolfe kick failed) | 21 - 27 |
| | 07:14 | ORL | Thompkins 2 yd pass from Hippeard (Lewis kick) | 28 - 27 |
| | 11:37 | ORL | TEAM safety | 30 - 27 |
| 4th | 04:02 | ORL | Carr 13 yd pass from Morris (Lewis kick) | 37 - 27 |
| | 01:12 | JAX | Hills 9 yd pass from Grady (Wolfe kick) | 37 - 34 |
| | 00:47 | ORL | Carr 9 yd pass from Morris (Lewis kick) | 44 - 34 |

TEAM COMPARISON

| | ORL | JAX |
|---------------------------------------|----------------|---------------|
| FIRST DOWNS | 14 | 20 |
| Rushing | 2 | 2 |
| Passing | 10 | 16 |
| Penalty | 2 | 2 |
| NET YARDS RUSHING | 22 | 22 |
| Rushing Attempts | 10 | 5 |
| Average Per Rush | 2.2 | 4.4 |
| Rushing Touchdowns | 0 | 1 |
| NET YARDS PASSING | 177 | 287 |
| Completions-Attempts-Int | 20-32-1 | 29-40-1 |
| Average Per Attempt | 5.5 | 7.2 |
| Average Per Completion | 8.9 | 9.9 |
| Passing Touchdowns | 6 | 4 |
| TOTAL OFFENSE YARDS | 199 | 309 |
| Total offense plays | 46 | 46 |
| Average Gain Per Play | 4.3 | 6.7 |
| Fumbles: Number-Lost | 2-0 | 3-1 |
| Penalties: Number-Yards | 8-55 | 12-90 |
| KICKOFFS-YARDS | 7-400 | 6-268 |
| Average Yards Per Kickoff | 57.1 | 44.7 |
| Net Yards Per Kickoff | 45.4 | 30.5 |
| Touchbacks | 2 | 0 |
| MFG Returns: Number-Yards-TD | 0-0-0 | 0-0-0 |
| Average Per Return | 0.0 | 0.0 |
| Kickoff returns: Number-Yds-TD | 4-85-0 | 5-72-0 |
| Average Per Return | 21.2 | 14.4 |
| Interceptions: Number-Yds-TD | 1-11-0 | 1-0-0 |
| Fumble Returns: Number-Yds-TD | 0-0-0 | 0-0-0 |
| Miscellaneous Yards | -1 | 0 |
| Possession Time | 29:15 | 30:45 |
| 1st Quarter | 8:49 | 6:11 |
| 2nd Quarter | 2:52 | 12:08 |
| 3rd Quarter | 7:19 | 7:41 |
| 4th Quarter | 10:15 | 4:45 |
| Third-Down Conversions | 6 of 10 | 2 of 4 |
| Fourth-Down Conversions | 1 of 3 | 0 of 2 |
| Red-Zone Scores-Chances | 5-6 | 3-3 |
| Touchdowns | 5-6 | 3-3 |
| Field goals | 0-6 | 0-3 |
| Sacks By: Number-Yards | 1-8 | 4-25 |
| PAT Kicks | 6-6 | 4-5 |
| 2-Point drop-kick PATs | 0-0 | 0-0 |
| Field Goals | 0-0 | 0-0 |
| 4-Point drop kick FGs | 0-0 | 0-0 |
| Touchdowns (Rush-Pass-Return) | 0-6-0 | 1-4-0 |
| Points off turnovers | 0 | 0 |

GAME SUPERLATIVES

| | | |
|----------------------|-------------------|---------------------------|
| Passing | | Cmp/Att-Yds-TD-Int |
| JAX: | Tommy Grady | 29/40-303-4-1 |
| ORL: | Randy Hippeard | 18/30-180-4-1 |
| Rushing | | Att-Yds-TD |
| JAX: | Derrick Ross | 4-17-1 |
| ORL: | John Martinez | 4-13-0 |
| Receiving | | Rec-Yds-TD |
| JAX: | Joe Hills | 11-128-3 |
| ORL: | Brandon Thompkins | 11-93-2 |
| Interceptions | | Int-Yds-TD |
| JAX: | LaRoche Jackson | 1-0-0 |
| ORL: | Paul Stephens | 1-11-0 |

SHARKS LEADERS

RUSHING

| Name | No. | Yds | TD | Lg | Avg. |
|---------|-----|-----|----|----|------|
| D. Ross | 4 | 17 | 1 | 8 | 4.2 |

PASSING

| Name | Cmp-Att-Int | Yds | TD | Long | Sack |
|----------|-------------|-----|----|------|------|
| T. Grady | 29-40-1 | 303 | 4 | 21 | 1 |

RECEIVING

| Name | No. | Yds | TD | Lg |
|----------|-----|-----|----|----|
| J. Hills | 11 | 128 | 3 | 21 |
| R. Gray | 10 | 97 | 0 | 15 |
| T. Jones | 7 | 59 | 1 | 16 |

DEFENSIVE

| Name | Solo | Ast. | Total | Sck-Yds | FF | Int-Yds | Brup |
|-----------|------|------|-------|---------|----|---------|------|
| D. Hyland | 3 | 6 | 6.0 | 0-0 | 0 | 0-0 | 1 |
| G. Reid | 3 | 4 | 5.0 | 0-0 | 0 | 0-0 | 1 |
| K. Smith | 2 | 6 | 5.0 | 1.5-11 | 1 | 0-0 | 0 |

JACKSONVILLE SHARKS



Gladiators 48
Sharks - 47
 June 25, 2016
 Jacksonville, FL
 Sea Best Field
 Attendance: 10,645



The Sharks hosted the Cleveland Gladiators in Week 13 for the second and final regular-season matchup between the teams. After a back-and-forth first quarter, the Gladiators got the first big break when Tommy Grady was sacked in the end zone and fumbled. Cleveland's Joe Phinisee picked up the loose ball and returned it for a touchdown, giving the Gladiators a 20-13 lead with six minutes left until halftime. Cleveland extended that edge to 27-13 before the Sharks scored four consecutive touchdowns - including a phenomenal catch-and-run by Joe Hills on an untimed down to end the first half - as Jacksonville raced ahead, 40-27. But the fourth quarter proved to be costly for the Sharks as it has much of the season. After closing the gap to 47-41 with 5:24 left, Cleveland recovered an onside kick and used the extra possession to score the go-ahead touchdown, as Arvell Nelson hit Devin Wilson from four yards out. With plenty of time to work with, the Sharks managed the clock well and moved down the field into a first-and-goal situation. But Grady fumbled a snap and the Gladiators recovered with just 10 seconds remaining. The Cleveland offense ran down the remainder of the clock to hand the Sharks another one-point loss and drop Jacksonville to 5-7.

SCORE BY QUARTERS

| | 1 | 2 | 3 | 4 | OT | TOTAL |
|------------------|-----------|-----------|-----------|-----------|----------|-----------|
| SHARKS | 7 | 19 | 14 | 7 | 0 | 47 |
| Cleveland | 13 | 14 | 0 | 21 | 0 | 48 |

SCORING SUMMARY

| QTR | TIME | TM | PLAY | SCORE |
|-----|-------|-----|---|---------|
| 1st | 10:38 | CLE | Taylor 7 yd pass from Nelson (Trevino kick) | 7 - 0 |
| | 08:31 | JAX | Hills 42 yd pass from Grady (Wolfe kick) | 7 - 7 |
| | 05:30 | CLE | Nelson 1 yd run (Trevino kick failed) | 13 - 7 |
| 2nd | 13:41 | JAX | Hills 4 yd pass from Grady (Brackett rush failed) | 13 - 13 |
| | 05:51 | CLE | Phinisee 2 yd fumble recovery (Trevino kick) | 20 - 13 |
| | 00:41 | CLE | Taylor 33 yd pass from Nelson (Trevino kick) | 27 - 13 |
| | 00:12 | JAX | Hills 3 yd pass from Grady (Wolfe kick) | 27 - 20 |
| 3rd | 00:00 | JAX | Hills 29 yd pass from Grady (Wolfe kick failed) | 27 - 26 |
| | 10:35 | JAX | Gray 8 yd pass from Grady (Wolfe kick) | 27 - 33 |
| | 01:08 | JAX | Hills 4 yd pass from Grady (Wolfe kick) | 27 - 40 |
| 4th | 12:38 | CLE | Wilson 12 yd pass from Nelson (Trevino kick) | 34 - 40 |
| | 07:58 | JAX | Crawford 1 yd run (Wolfe kick) | 34 - 47 |
| | 05:24 | CLE | Wilson 25 yd pass from Nelson (Trevino kick) | 41 - 47 |
| | 00:47 | CLE | Wilson 4 yd pass from Nlson (Trevino kick) | 48 - 47 |

TEAM COMPARISON

| | CLE | JAX |
|---------------------------------------|---------------|----------------|
| FIRST DOWNS | 20 | 24 |
| Rushing | 1 | 2 |
| Passing | 17 | 17 |
| Penalty | 2 | 5 |
| NET YARDS RUSHING | 30 | 24 |
| Rushing Attempts | 10 | 4 |
| Average Per Rush | 3.0 | 6.0 |
| Rushing Touchdowns | 1 | 1 |
| NET YARDS PASSING | 301 | 260 |
| Completions-Attempts-Int | 23-38-1 | 26-38-1 |
| Average Per Attempt | 7.9 | 6.8 |
| Average Per Completion | 13.1 | 10.0 |
| Passing Touchdowns | 5 | 6 |
| TOTAL OFFENSE YARDS | 331 | 284 |
| Total offense plays | 48 | 45 |
| Average Gain Per Play | 6.9 | 6.3 |
| Fumbles: Number-Lost | 3-1 | 2-2 |
| Penalties: Number-Yards | 7-33 | 6-44 |
| KICKOFFS-YARDS | 7-400 | 7-396 |
| Average Yards Per Kickoff | 57.1 | 56.6 |
| Net Yards Per Kickoff | 39.0 | 45.3 |
| Touchbacks | 1 | 2 |
| MFG Returns: Number-Yards-TD | 0-0-0 | 1-0-0 |
| Average Per Return | 0.0 | 0.0 |
| Kickoff returns: Number-Yds-TD | 5-69-0 | 6-122-0 |
| Average Per Return | 13.8 | 20.3 |
| Interceptions: Number-Yds-TD | 1-6-0 | 1-5-0 |
| Fumble Returns: Number-Yds-TD | 1-2-1 | 0-0-0 |
| Miscellaneous Yards | -6 | 3 |
| Possession Time | 29:47 | 30:13 |
| 1st Quarter | 8:41 | 6:19 |
| 2nd Quarter | 8:42 | 6:18 |
| 3rd Quarter | 3:13 | 11:47 |
| 4th Quarter | 9:11 | 5:49 |
| Third-Down Conversions | 4 of 8 | 5 of 6 |
| Fourth-Down Conversions | 2 of 4 | 0 of 1 |
| Red-Zone Scores-Chances | 3-4 | 5-6 |
| Touchdowns | 3-4 | 5-6 |
| Field goals | 0-4 | 0-6 |
| Sacks By: Number-Yards | 3-14 | 0-0 |
| PAT Kicks | 6-7 | 5-6 |
| 2-Point drop-kick PATs | 0-0 | 0-0 |
| Field Goals | 0-1 | 0-0 |
| 4-Point drop kick FGs | 0-0 | 0-0 |
| Touchdowns (Rush-Pass-Return) | 1-5-1 | 1-6-0 |
| Points off turnovers | 14 | 0 |

GAME SUPERLATIVES

| | | |
|----------------------|---------------|---------------------------|
| Passing | | Cmp/Att-Yds-TD-Int |
| JAX: | Tommy Grady | 26/38-274-6-1 |
| CLE: | Arvell Nelson | 23/38-301-5-1 |
| Rushing | | Att-Yds-TD |
| JAX: | Derrick Ross | 3-23-0 |
| CLE: | Arvell Nelson | 9-28-0 |
| Receiving | | Rec-Yds-TD |
| JAX: | Joe Hills | 14-157-4 |
| CLE: | Collin Taylor | 8-134-2 |
| Interceptions | | Int-Yds-TD |
| JAX: | David Hyland | 1-5-0 |
| CLE: | Marvin Ross | 1-6-0 |

SHARKS LEADERS

RUSHING

| Name | No. | Yds | TD | Lg | Avg. |
|---------|-----|-----|----|----|------|
| D. Ross | 3 | 23 | 0 | 14 | 7.7 |

PASSING

| Name | Cmp-Att-Int | Yds | TD | Long | Sack |
|----------|-------------|-----|----|------|------|
| T. Grady | 26-38-1 | 274 | 6 | 42 | 3 |

RECEIVING

| Name | No. | Yds | TD | Lg |
|-------------|-----|-----|----|----|
| J. Hills | 14 | 157 | 5 | 42 |
| R. Gray | 7 | 64 | 0 | 21 |
| L. Crawford | 4 | 46 | 0 | 24 |

DEFENSIVE

| Name | Solo | Ast. | Total | TFL-Yds | FF | Int-Yds | Brup |
|-----------|------|------|-------|---------|----|---------|------|
| D. Hyland | 5 | 2 | 6.0 | 1.0-1 | 1 | 1-5 | 1 |
| K. Lyn | 1 | 9 | 5.5 | 0-0 | 1 | 0-0 | 1 |
| G. Reid | 2 | 1 | 2.5 | 0-0 | 0 | 0-0 | 3 |

JACKSONVILLE SHARKS



Rattlers - 69

Sharks - 67

July 9, 2016

Phoenix, AZ

Talking Stick Resort Arena

Attendance: 11,874



SCORE BY QUARTERS

| | 1 | 2 | 3 | 4 | OT | TOTAL |
|----------------|-----------|-----------|-----------|-----------|----------|-----------|
| SHARKS | 6 | 28 | 14 | 19 | 0 | 67 |
| Arizona | 14 | 27 | 14 | 14 | 0 | 69 |

SCORING SUMMARY

| QTR | TIME | TM | PLAY | SCORE |
|-----|-------|-----|---|---------|
| 1st | 10:46 | ARI | Benson 7 yd pass from Davila (Zendejas kick) | 7 - 0 |
| | 07:48 | JAX | Jones 17 yd pass from Grady (Wolfe kick failed) | 7 - 7 |
| | 05:27 | ARI | Windsor 36 yd pass from Davila (Zendejas kick) | 13 - 7 |
| 2nd | 14:09 | ARI | Windsor 8 yd pass from Davila (Zendejas kick) | 13 - 13 |
| | 10:21 | JAX | Hills 20 yd pass from Grady (Wolfe kick) | 20 - 13 |
| | 02:06 | JAX | Gray 6 yd pass from Grady (Wolfe kick) | 27 - 13 |
| | 00:59 | ARI | Purify 10 yd pass from Davila (Zendejas kick) | 27 - 20 |
| | 00:40 | JAX | Hills 9 yd pass from Grady (Wolfe kick) | 27 - 26 |
| | 00:33 | ARI | Purify 7 yd pass from Davila (Zendejas kick) | 27 - 33 |
| 3rd | 00:08 | JAX | Hills 18 yd pass from Grady (Wolfe kick) | 27 - 40 |
| | 00:00 | ARI | Windsor 18 yd pass from Davila (Zendejas kick) | 34 - 40 |
| | 12:09 | JAX | Gray 9 yd pass from Grady (Wolfe kick) | 34 - 47 |
| | 07:50 | ARI | Windsor 5 yd pass from Davila (Zendejas kick) | 41 - 47 |
| | 03:37 | JAX | Robustelli 13 yd pass from Grady (Wolfe kick) | 48 - 47 |
| | 00:21 | ARI | Benson 2 yd run (Zendejas kick) | 34 - 40 |
| 4th | 12:12 | JAX | Hills 19 yd pass from Grady (Wolfe kick failed) | 34 - 47 |
| | 08:52 | ARI | Windsor 8 yd pass from Davila (Zendejas kick) | 41 - 47 |
| | 03:42 | JAX | Jones 9 yd pass from Grady (Wolfe kick) | 48 - 47 |
| | 02:19 | ARI | Windsor 5 yd pass from Davila (Zendejas kick) | 34 - 40 |
| | 00:09 | JAX | Hills 16 yd pass from Grady (Grady pass failed) | 34 - 40 |

TEAM COMPARISON

| | JAX | ARI |
|---|----------------|---------------|
| FIRST DOWNS | 25 | 19 |
| Rushing | 4 | 1 |
| Passing | 21 | 18 |
| Penalty | 0 | 0 |
| NET YARDS RUSHING | 47 | 20 |
| Rushing Attempts | 8 | 6 |
| Average Per Rush | 5.9 | 3.3 |
| Rushing Touchdowns | 0 | 1 |
| NET YARDS PASSING | 336 | 255 |
| Completions-Attempts-Int | 29-47-0 | 25-34-1 |
| Average Per Attempt | 7.1 | 7.5 |
| Average Per Completion | 11.6 | 10.2 |
| Passing Touchdowns | 10 | 9 |
| TOTAL OFFENSE YARDS | 383 | 275 |
| Total offense plays | 56 | 40 |
| Average Gain Per Play | 6.8 | 6.9 |
| Fumbles: Number-Lost | 1-1 | 0-0 |
| Penalties: Number-Yards | 6-55 | 4-33 |
| KICKOFFS-YARDS | 8-400 | 9-505 |
| Average Yards Per Kickoff | 50.0 | 56.1 |
| Net Yards Per Kickoff | 39.5 | 36.1 |
| Touchbacks | 1 | 1 |
| MFG Returns: Number-Yards-TD | 0-0-0 | 0-0-0 |
| Average Per Return | 0.0 | 0.0 |
| Kickoff returns: Number-Yards-TD | 8-175-0 | 5-79-0 |
| Average Per Return | 21.9 | 15.8 |
| Interceptions: Number-Yds-TD | 1-0-0 | 0-0-0 |
| Fumble Returns: Number-Yds-TD | 0-0-0 | 1-0-0 |
| Miscellaneous Yards | -3 | 0 |
| Possession Time | 33:59 | 26:01 |
| 1st Quarter | 6:02 | 8:58 |
| 2nd Quarter | 11:08 | 3:52 |
| 3rd Quarter | 7:19 | 7:41 |
| 4th Quarter | 9:30 | 5:30 |
| Third-Down Conversions | 5 of 8 | 2 of 5 |
| Fourth-Down Conversions | 3 of 3 | 2 of 2 |
| Red-Zone Scores-Chances | 5-5 | 7-7 |
| Touchdowns | 5-5 | 7-7 |
| Field goals | 0-5 | 0-7 |
| Sacks By: Number-Yards | 0-0 | 1-8 |
| PAT Kicks | 7-9 | 9-10 |
| 2-Point drop-kick PATs | 0-0 | 0-0 |
| Field Goals | 0-0 | 0-0 |
| 4-Point drop kick FGs | 0-0 | 0-0 |
| Touchdowns (Rush-Pass-Return) | 0-10-0 | 1-9-0 |
| Points off turnovers | 7 | 7 |

GAME SUPERLATIVES

| | | |
|----------------------|-------------------|---------------------------|
| Passing | | Cmp/Att-Yds-TD-Int |
| JAX: | Tommy Grady | 29/47-344-10-0 |
| ARI: | Nick Davila | 25/34-255-9-1 |
| Rushing | | Att-Yds-TD |
| JAX: | Derrick Ross | 7-42-0 |
| ARI: | Mykel Benson | 4-13-1 |
| Receiving | | Rec-Yds-TD |
| JAX: | Joe Hills | 11-170-5 |
| ARI: | Rod Windsor | 10-108-6 |
| Interceptions | | Int-Yds-TD |
| JAX: | Alvin Ray Jackson | 1-0-0 |
| ARI: | None | - |

SHARKS LEADERS

RUSHING

| Name | No. | Yds | TD | Lg | Avg. |
|---------|-----|-----|----|----|------|
| D. Ross | 7 | 42 | 0 | 13 | 6.0 |

PASSING

| Name | Cmp-Att-Int | Yds | TD | Long | Sack |
|----------|-------------|-----|----|------|------|
| T. Grady | 29-47-0 | 344 | 10 | 25 | 1 |

RECEIVING

| Name | No. | Yds | TD | Lg |
|----------|-----|-----|----|----|
| J. Hills | 11 | 170 | 5 | 25 |
| R. Gray | 10 | 112 | 2 | 17 |
| T. Jones | 6 | 39 | 2 | 9 |

DEFENSIVE

| Name | Solo | Ast. | Total | TFL-Yds | FF | Int-Yds | Brup |
|------------|------|------|-------|---------|----|---------|------|
| L. Jackson | 4 | 0 | 4.0 | 0-0 | 0 | 0-0 | 0 |
| A. Jackson | 3 | 2 | 4.0 | 0-0 | 0 | 1-0 | 0 |
| D. Hyland | 3 | 2 | 4.0 | 0-0 | 0 | 0-0 | 0 |

JACKSONVILLE SHARKS



Steel - 55
Sharks - 53
 July 16, 2016
 Portland, OR
 Moda Center
 Attendance: 4,793



SCORE BY QUARTERS

| | 1 | 2 | 3 | 4 | OT | TOTAL |
|-----------------|-----------|-----------|----------|-----------|----------|-----------|
| SHARKS | 13 | 14 | 0 | 26 | 0 | 53 |
| Portland | 14 | 17 | 7 | 17 | 0 | 55 |

SCORING SUMMARY

| QTR | TIME | TM | PLAY | SCORE |
|-----|-------|-----|---|---------|
| 1st | 12:34 | PDX | Truesdell 3 yd run (Lacayo) | 0 - 7 |
| | 07:54 | JAX | Jones 18 yd pass from Grady (Wolfe kick failed) | 6 - 7 |
| | 06:58 | PDX | Boyle 54 yd kickoff return (Lacayo kick) | 6 - 14 |
| 2nd | 01:08 | JAX | Ross 2 yd run (Wolfe kick) | 13 - 14 |
| | 12:31 | PDX | Myers 6 yd run (Lacayo kick) | 13 - 21 |
| | 07:52 | JAX | Hills 6 yd pass from Grady (Wolfe kick) | 20 - 21 |
| | 01:36 | PDX | Myers 5 yd run (Lacayo kick) | 20 - 28 |
| | 00:22 | JAX | Jackson 1 yd run (Wolfe kick) | 27 - 28 |
| | 00:00 | PDX | Lacayo 19 yd field goal | 27 - 31 |
| 3rd | 05:38 | PDX | Truesdell 9 yd pass from Austin (Lacayo kick) | 27 - 38 |
| | 14:18 | JAX | Jackson 1 yd run (Wolfe kick) | 34 - 38 |
| 4th | 11:06 | PDX | Austin 2 yd run (Lacayo kick) | 34 - 45 |
| | 08:07 | JAX | Hills 38 yd pass from Grady (Wolfe kick failed) | 40 - 45 |
| | 06:34 | PDX | Perry 0 yd fumble recovery (Lacayo kick) | 40 - 52 |
| | 04:12 | JAX | Hills 9 yd pass from Grady (Wolfe kick) | 47 - 52 |
| | 00:54 | PDX | Lacayo 19 yd field goal | 47 - 55 |
| | 00:08 | JAX | Ross 1 yd run (Grady pass failed) | 53 - 55 |

TEAM COMPARISON

| | JAX | PDX |
|---------------------------------------|---------------|----------------|
| FIRST DOWNS | 23 | 16 |
| Rushing | 4 | 5 |
| Passing | 15 | 7 |
| Penalty | 4 | 4 |
| NET YARDS RUSHING | 25 | 34 |
| Rushing Attempts | 10 | 12 |
| Average Per Rush | 2.5 | 2.8 |
| Rushing Touchdowns | 4 | 4 |
| NET YARDS PASSING | 280 | 120 |
| Completions-Attempts-Int | 25-35-0 | 17-27-0 |
| Average Per Attempt | 8.0 | 4.4 |
| Average Per Completion | 11.2 | 7.1 |
| Passing Touchdowns | 4 | 2 |
| TOTAL OFFENSE YARDS | 305 | 154 |
| Total offense plays | 47 | 39 |
| Average Gain Per Play | 6.5 | 3.9 |
| Fumbles: Number-Lost | 1-0 | 2-0 |
| Penalties: Number-Yards | 10-55 | 8-51 |
| KICKOFFS-YARDS | 8-340 | 9-429 |
| Average Yards Per Kickoff | 42.5 | 47.7 |
| Net Yards Per Kickoff | 25.8 | 37.4 |
| Touchbacks | 4 | 1 |
| MFG Returns: Number-Yards-TD | 0-0-0 | 0-0-0 |
| Average Per Return | 0.0 | 0.0 |
| Kickoff returns: Number-Yds-TD | 8-87-0 | 4-114-1 |
| Average Per Return | 10.9 | 28.5 |
| Interceptions: Number-Yds-TD | 0-0-0 | 0-0-0 |
| Fumble Returns: Number-Yds-TD | 0-0-0 | 0-0-0 |
| Miscellaneous Yards | -1 | 0 |
| Possession Time | 31:41 | 28:19 |
| 1st Quarter | 10:31 | 4:29 |
| 2nd Quarter | 5:05 | 9:55 |
| 3rd Quarter | 9:25 | 5:35 |
| 4th Quarter | 6:40 | 8:20 |
| Third-Down Conversions | 5 of 6 | 4 of 7 |
| Fourth-Down Conversions | 0 of 1 | 2 of 2 |
| Red-Zone Scores-Chances | 6-7 | 8-8 |
| Touchdowns | 6-7 | 6-8 |
| Field goals | 0-7 | 2-8 |
| Sacks By: Number-Yards | 0-0 | 2-13 |
| PAT Kicks | 5-7 | 7-7 |
| 2-Point drop-kick PATs | 0-0 | 0-0 |
| Field Goals | 0-0 | 2-2 |
| 4-Point drop kick FGs | 0-0 | 0-0 |
| Touchdowns (Rush-Pass-Return) | 4-4-0 | 4-2-1 |
| Points off turnovers | 0 | 0 |

GAME SUPERLATIVES

| | | |
|----------------------|--------------|---------------------------|
| Passing | | Cmp/Att-Yds-TD-Int |
| JAX: | Tommy Grady | 25/35-293-4-0 |
| PDX: | Shane Austin | 17/27-120-2-0 |
| Rushing | | Att-Yds-TD |
| JAX: | Derrick Ross | 8-23-2 |
| PDX: | Shane Austin | 7-17-1 |
| Receiving | | Rec-Yds-TD |
| JAX: | Joe Hills | 8-114-4 |
| PDX: | Jared Perry | 6-63-1 |
| Interceptions | | Int-Yds-TD |
| JAX: | - | - |
| PDX: | - | - |

SHARKS LEADERS

RUSHING

| Name | No. | Yds | TD | Lg | Avg. |
|---------|-----|-----|----|----|------|
| D. Ross | 8 | 23 | 2 | 7 | 2.9 |

PASSING

| Name | Cmp-Att-Int | Yds | TD | Long | Sack |
|----------|-------------|-----|----|------|------|
| T. Grady | 25-35-0 | 293 | 4 | 38 | 2 |

RECEIVING

| Name | No. | Yds | TD | Lg |
|----------|-----|-----|----|----|
| J. Hills | 8 | 96 | 3 | 38 |
| R. Gra7 | 8 | 70 | 0 | 18 |
| T. Jones | 7 | 88 | 1 | 22 |

DEFENSIVE

| Name | Solo | Ast. | Total | Sck-Yds | FF | Int-Yds | Brup |
|------------|------|------|-------|---------|----|---------|------|
| D. Hyland | 6 | 1 | 6.5 | 0-0 | 1 | 0-0 | 0 |
| A. Jackson | 5 | 0 | 5.0 | 0-0 | 0 | 0-0 | 0 |
| G. Reid | 4 | 0 | 4.0 | 0-0 | 0 | 0-0 | 1 |

JACKSONVILLE SHARKS



Sharks - 46

KISS - 32

July 23, 2016

Jacksonville, FL

Sea Best Field

Attendance: 11,840



The Sharks took the field under the direction of Bob Landsee for the first time in Week 17. Jacksonville's defense set the tone early, as after the KISS scored on its first possession, the Sharks forced back-to-back turnovers on downs. Jacksonville's offense cashed in on each of the extra possessions, as Tommy Grady's four-yard pass to Joe Hills gave the Sharks 20-7 lead with four minutes remaining until halftime. The Sharks then executed back-to-back scores around the halftime break, as another Hills touchdown put his team ahead by three scores, 33-13, in the third quarter. Jacksonville cruised from there, as the KISS never came closer than 13 points for the remainder of the contest. In the win, the Sharks' defense notched its first two sacks in four weeks, while Derrick Ross put together his best game of the season, racking up 64 yards and three touchdowns on 14 carries.

SCORE BY QUARTERS

| | 1 | 2 | 3 | 4 | OT | TOTAL |
|---------------|----------|-----------|----------|-----------|----------|-----------|
| SHARKS | 7 | 19 | 7 | 13 | 0 | 46 |
| Los Angeles | 7 | 6 | 7 | 12 | 0 | 32 |

SCORING SUMMARY

| QTR | TIME | TM | PLAY | SCORE |
|-----|-------|-----|--|---------|
| 1st | 09:43 | LAK | Williams 3 yd pass from Thomas (Hageman kick) | 7 - 0 |
| | 08:02 | JAX | Robustelli 18 yd pass from Grady (Wolfe kick) | 7 - 7 |
| 2nd | 12:10 | JAX | Ross 2 yd run (Wolfe kick failed) | 7 - 13 |
| | 03:58 | JAX | Hills 4 yd pass from Grady (Wolfe kick) | 7 - 20 |
| | 00:54 | LAK | Wilson 4 yd pass from Thomas (Hageman kick failed) | 13 - 20 |
| 3rd | 00:44 | JAX | Hills 4 yd pass from Grady (Wolfe kick failed) | 13 - 26 |
| | 09:21 | JAX | Hills 6 yd pass from Grady (Wolfe kick) | 13 - 33 |
| | 04:43 | LAK | Wilson 7 yd pass from Thomas (Hageman kick) | 20 - 33 |
| 4th | 14:57 | JAX | Ross 2 yd run (Wolfe kick) | 20 - 40 |
| | 08:31 | LAK | Williams 6 yd pass from Thomas (Hageman kick failed) | 26 - 40 |
| | 00:49 | JAX | Ross 14 yd run (Wolfe kick) | 26 - 46 |
| | 00:23 | LAK | Morgan 2 yd pass from Thomas (Hageman kick failed) | 33 - 46 |

TEAM COMPARISON

| | LAK | JAX |
|---|----------------|---------------|
| FIRST DOWNS | 26 | 20 |
| Rushing | 2 | 8 |
| Passing | 21 | 12 |
| Penalty | 3 | 0 |
| NET YARDS RUSHING | 7 | 72 |
| Rushing Attempts | 3 | 15 |
| Average Per Rush | 2.3 | 4.8 |
| Rushing Touchdowns | 0 | 3 |
| NET YARDS PASSING | 317 | 180 |
| Completions-Attempts-Int | 34-55-0 | 25-29-1 |
| Average Per Attempt | 5.8 | 6.2 |
| Average Per Completion | 9.3 | 7.2 |
| Passing Touchdowns | 5 | 4 |
| TOTAL OFFENSE YARDS | 324 | 252 |
| Total offense plays | 60 | 44 |
| Average Gain Per Play | 5.4 | 5.7 |
| Fumbles: Number-Lost | 0-0 | 1-1 |
| Penalties: Number-Yards | 6-27 | 4-29 |
| KICKOFFS-YARDS | 5-153 | 8-449 |
| Average Yards Per Kickoff | 30.6 | 56.1 |
| Net Yards Per Kickoff | 27.2 | 44.2 |
| Touchbacks | 0 | 2 |
| MFG Returns: Number-Yards-TD | 0-0-0 | 0-0-0 |
| Average Per Return | 0.0 | 0.0 |
| Kickoff returns: Number-Yards-TD | 6-85-0 | 2-17-0 |
| Average Per Return | 14.2 | 8.5 |
| Interceptions: Number-Yards-TD | 1-25-0 | 0-0-0 |
| Fumble Returns: Number-Yards-TD | 0-0-0 | 0-0-0 |
| Miscellaneous Yards | 0 | 0 |
| Possession Time | 33:54 | 26:06 |
| 1st Quarter | 13:00 | 2:00 |
| 2nd Quarter | 6:42 | 8:18 |
| 3rd Quarter | 4:15 | 10:45 |
| 4th Quarter | 9:57 | 5:03 |
| Third-Down Conversions | 6 of 10 | 5 of 7 |
| Fourth-Down Conversions | 1 of 4 | 1 of 1 |
| Red-Zone Scores-Chances | 5-5 | 5-7 |
| Touchdowns | 5-5 | 5-7 |
| Field goals | 0-5 | 0-7 |
| Sacks By: Number-Yards | 0-0 | 2-14 |
| PAT Kicks | 2-5 | 4-7 |
| 2-Point drop-kick PATs | 0-0 | 0-0 |
| Field Goals | 0-0 | 0-0 |
| 4-Point drop kick FGs | 0-0 | 0-0 |
| Touchdowns (Rush-Pass-Return) | 0-5-0 | 3-4-0 |
| Points off turnovers | 0 | 0 |

GAME SUPERLATIVES

| | | |
|----------------------|----------------|---------------------------|
| Passing | | Cmp/Att-Yds-TD-Int |
| JAX: | Tommy Grady | 25/29-180-4-1 |
| LAK: | Pete Thomas | 33/53-325-5-0 |
| Rushing | | Att-Yds-TD |
| JAX: | Derrick Ross | 14-64-3 |
| LAK: | Nathan Stanley | 1-4-0 |
| Receiving | | Rec-Yds-TD |
| JAX: | Joe Hills | 8-69-3 |
| LAK: | Donovan Morgan | 13-117-1 |
| Interceptions | | Int-Yds-TD |
| JAX: | - | - |
| LAK: | Terrance Smith | 1-25-0 |

SHARKS LEADERS

RUSHING

| Name | No. | Yds | TD | Lg | Avg. |
|---------|-----|-----|----|----|------|
| D. Ross | 14 | 64 | 3 | 17 | 4.6 |

PASSING

| Name | Cmp-Att-Int | Yds | TD | Long | Sack |
|----------|-------------|-----|----|------|------|
| T. Grady | 25-29-1 | 180 | 4 | 18 | 0 |

RECEIVING

| Name | No. | Yds | TD | Lg |
|-------------|-----|-----|----|----|
| L. Crawford | 9 | 45 | 0 | 8 |
| J. Hills | 8 | 69 | 3 | 14 |
| T. Jones | 4 | 26 | 0 | 12 |

DEFENSIVE

| Name | Solo | Ast. | Total | Sck-Yds | FF | Int-Yds | Brup |
|------------|------|------|-------|---------|----|---------|------|
| G. Reid | 11 | 5 | 13.5 | 0-0 | 0 | 0-0 | 4 |
| L. Jackson | 5 | 0 | 9.5 | 0-0 | 0 | 0-0 | 0 |
| D. Hyland | 2 | 5 | 4.5 | 0-0 | 0 | 0-0 | 0 |

JACKSONVILLE SHARKS



Sharks - 54

Storm - 35

July 30, 2016

Jacksonville, FL

Sea Best Field

Attendance: 10,324



SCORE BY QUARTERS

| | 1 | 2 | 3 | 4 | OT | TOTAL |
|------------------|-----------|-----------|-----------|-----------|----------|-----------|
| SHARKS | 13 | 14 | 14 | 13 | 0 | 54 |
| Tampa Bay | 21 | 0 | 7 | 7 | 0 | 35 |

SCORING SUMMARY

| QTR | TIME | TM | PLAY | SCORE |
|-----|-------|-----|---|---------|
| 1st | 11:55 | JAX | Jackson 20 yd pass from Grady (Wolfe kick failed) | 0 - 6 |
| | 05:34 | TBS | Toliver 23 yd pass from Boltus (Alvarado kick) | 7 - 6 |
| | 03:16 | JAX | Hills 27 yd pass from Grady (Wolfe kick) | 7 - 13 |
| 2nd | 01:48 | TBS | Toliver 36 yd pass from Boltus (Alvarado kick) | 14 - 13 |
| | 00:35 | TBS | Addison 17 yd fumble recovery (Alvarado kick) | 21 - 13 |
| | 13:10 | JAX | Hills 21 yd pass from Grady (Wolfe kick) | 21 - 20 |
| 3rd | 04:04 | JAX | Hills 1 yd pass from Grady (Wolfe kick) | 21 - 27 |
| | 05:48 | JAX | Jones 10 yd pass from Grady (Wolfe kick) | 21 - 34 |
| | 03:36 | TBS | Ings 41 yd pass from Boltus (Alvarado kick) | 28 - 34 |
| 4th | 01:16 | JAX | Jackson 11 yd pass from Grady (Wolfe kick) | 28 - 41 |
| | 09:32 | JAX | Hills 12 yd pass from Grady (Wolfe kick failed) | 28 - 47 |
| | 06:21 | TBS | Rodriguez 6 yd pass from Boltus (Alvarado kick) | 35 - 47 |
| | 03:58 | JAX | Jones 11 yd pass from Grady (Wolfe kick failed) | 35 - 54 |

TEAM COMPARISON

| | TBS | JAX |
|---|----------------|---------------|
| FIRST DOWNS | 12 | 19 |
| Rushing | 0 | 2 |
| Passing | 11 | 14 |
| Penalty | 1 | 3 |
| NET YARDS RUSHING | -1 | 10 |
| Rushing Attempts | 6 | 7 |
| Average Per Rush | -0.2 | 1.4 |
| Rushing Touchdowns | 0 | 0 |
| NET YARDS PASSING | 223 | 254 |
| Completions-Attempts-Int | 17-36-0 | 21-34-0 |
| Average Per Attempt | 6.2 | 7.5 |
| Average Per Completion | 13.1 | 12.1 |
| Passing Touchdowns | 4 | 8 |
| TOTAL OFFENSE YARDS | 222 | 264 |
| Total offense plays | 45 | 41 |
| Average Gain Per Play | 4.9 | 6.4 |
| Fumbles: Number-Lost | 4-0 | 1-1 |
| Penalties: Number-Yards | 7-44 | 6-57 |
| KICKOFFS-YARDS | 6-285 | 9-510 |
| Average Yards Per Kickoff | 47.5 | 56.7 |
| Net Yards Per Kickoff | 36.3 | 37.3 |
| Touchbacks | 2 | 0 |
| MFG Returns: Number-Yards-TD | 0-0-0 | 0-0-0 |
| Average Per Return | 0.0 | 0.0 |
| Kickoff returns: Number-Yards-TD | 9-174-0 | 4-57-0 |
| Average Per Return | 19.3 | 14.2 |
| Interceptions: Number-Yards-TD | 0-0-0 | 0-0-0 |
| Fumble Returns: Number-Yards-TD | 1-17-1 | 0-0-0 |
| Miscellaneous Yards | -1 | -2 |
| Possession Time | 29:46 | 30:14 |
| 1st Quarter | -7:-4 | 22:04 |
| 2nd Quarter | 7:18 | 7:42 |
| 3rd Quarter | 20:09 | -5:-9 |
| 4th Quarter | 9:23 | 5:37 |
| Third-Down Conversions | 6 of 11 | 4 of 8 |
| Fourth-Down Conversions | 0 of 5 | 3 of 3 |
| Red-Zone Scores-Chances | 1-3 | 2-2 |
| Touchdowns | 1-3 | 2-2 |
| Field goals | 0-3 | 0-2 |
| Sacks By: Number-Yards | 0-0 | 3-8 |
| PAT Kicks | 5-5 | 6-8 |
| 2-Point drop-kick PATs | 0-0 | 0-0 |
| Field Goals | 0-0 | 0-0 |
| 4-Point drop kick FGs | 0-0 | 0-0 |
| Touchdowns (Rush-Pass-Return) | 0-4-1 | 0-8-0 |
| Points off turnovers | 7 | 0 |

GAME SUPERLATIVES

| | | |
|----------------------|--------------|---------------------------|
| Passing | | Cmp/Att-Yds-TD-Int |
| JAX: | Tommy Grady | 21/34-254-8-0 |
| TBS: | Jason Boltus | 17/36-231-4-0 |
| Rushing | | Att-Yds-TD |
| JAX: | Derrick Ross | 6-10-0 |
| TBS: | John Brown | 1-5-0 |
| Receiving | | Rec-Yds-TD |
| JAX: | Joe Hills | 7-92-4 |
| TBS: | T.T. Toliver | 4-84-2 |
| Interceptions | | Int-Yds-TD |
| JAX: | - | - |
| TBS: | - | - |

SHARKS LEADERS

RUSHING

| Name | No. | Yds | TD | Lg | Avg. |
|---------|-----|-----|----|----|------|
| D. Ross | 6 | 10 | 0 | 10 | 1.7 |

PASSING

| Name | Cmp-Att-Int | Yds | TD | Long | Sack |
|----------|-------------|-----|----|------|------|
| T. Grady | 21-34-0 | 254 | 8 | 33 | 0 |

RECEIVING

| Name | No. | Yds | TD | Lg |
|------------|-----|-----|----|----|
| J. Hills | 7 | 92 | 4 | 27 |
| T. Jones | 6 | 88 | 2 | 33 |
| R. Jackson | 6 | 71 | 2 | 20 |

DEFENSIVE

| Name | Solo | Ast. | Total | Sck-Yds | FF | Int-Yds | Brup |
|------------|------|------|-------|---------|----|---------|------|
| G. Reid | 4 | 5 | 6.5 | 0-0 | 0 | 0-0 | 1 |
| K. Lyn | 3 | 7 | 6.5 | 0-0 | 0 | 0-0 | 2 |
| A. Jackson | 1 | 3 | 2.5 | 0-0 | 0 | 0-0 | 0 |



JACKSONVILLE
SHARKS®

2016
STATISTICS

JACKSONVILLE SHARKS

2016 RESULTS

| Date | Opponent | Time | Result | Record |
|----------|------------------------|-------|---------------|--------|
| April 2 | @ Los Angeles KISS** | 9:00 | L, 39-64 | 0-1 |
| April 11 | @ Philadelphia Soul* | 7:00 | W, 59-41 | 1-1 |
| April 18 | ORLANDO PREDATORS | 7:00 | L, 56-63 | 1-2 |
| April 23 | ARIZONA RATTLEERS | 7:00 | L, 68-75 (OT) | 1-3 |
| May 1 | @ Tampa Bay Storm | 2:00 | W, 33-27 | 2-3 |
| May 7 | @ Cleveland Gladiators | 7:30 | L, 40-41 | 2-4 |
| May 21 | PORTLAND STEEL | 7:00 | W, 65-34 | 3-4 |
| May 27 | @ Orlando Predators | 7:30 | W, 59-56 | 4-4 |
| June 4 | PHILADELPHIA SOUL* | 7:00 | L, 42-56 | 4-5 |
| June 11 | @ Tampa Bay Storm* | 5:00 | W, 67-34 | 5-5 |
| June 18 | ORLANDO PREDATORS* | 7:00 | L, 34-44 | 5-6 |
| June 25 | CLEVELAND GLADIATORS** | 7:30 | L, 47-48 | 5-7 |
| July 9 | @ Arizona Rattlers* | 9:30 | L, 67-69 | 5-8 |
| July 16 | @ Portland Steel | 10:00 | L, 53-55 | 5-9 |
| July 23 | LOS ANGELES KISS | 7:00 | W, 46-32 | 6-9 |
| July 31 | TAMPA BAY STORM** | 5:00 | W, 54-35 | 7-9 |

2016 SEASON COMPARISON

| | JAX | OPP |
|--------------------------------|---------------------|---------------------|
| SCORING | 835 | 774 |
| Points Per Game | 52.2 | 48.4 |
| Points Off Turnovers | 110 | 70 |
| FIRST DOWNS | 352 | 311 |
| Rushing | 46 | 44 |
| Passing | 247 | 234 |
| Penalty | 59 | 33 |
| RUSHING YARDAGE | 432 | 322 |
| Yards gained rushing | 462 | 347 |
| Yards lost rushing | 30 | 25 |
| Rushing Attempts | 126 | 116 |
| Average Per Rush | 3.4 | 2.8 |
| Average Per Game | 27.0 | 20.1 |
| TDs Rushing | 24 | 25 |
| PASSING YARDAGE | 4453 | 4246 |
| Comp-Att-Int | 403-597-7 | 379-600-18 |
| Average Per Pass | 7.5 | 7.1 |
| Average Per Catch | 11.0 | 11.2 |
| Average Per Game | 278.3 | 265.4 |
| TDs Passing | 94 | 78 |
| TOTAL OFFENSE | 4885 | 4568 |
| Total Plays | 733 | 734 |
| Average Per Play | 6.7 | 6.2 |
| Average Per Game | 305.3 | 285.5 |
| KICK RETURNS: #-Yards | 80-1173 | 105-1928 |
| FG RETURNS: #-Yards | 1-0 | 2-61 |
| INT RETURNS: #-Yards | 18-231 | 7-68 |
| KICK RETURN AVERAGE | 14.7 | 18.4 |
| FG RETURN AVERAGE | 0.0 | 30.5 |
| INT RETURN AVERAGE | 12.8 | 9.7 |
| FUMBLES-LOST | 19-13 | 18-7 |
| PENALTIES-Yards | 120-874 | 139-947 |
| Average Per Game | 54.6 | 59.2 |
| KICKOFFS-Yards | 129-6694 | 110-5620 |
| Average Per Kick | 51.9 | 51.1 |
| Net kick average | 36.1 | 39.3 |
| TIME OF POSSESSION/Game | 30:40 | 29:33 |
| 3RD-DOWN Conversions | 56/98 | 62/114 |
| 3rd-Down Pct | 57% | 54% |
| 4TH-DOWN Conversions | 17/34 | 20/44 |
| 4th-Down Pct | 50% | 45% |
| SACKS BY-Yards | 18-91 | 10-55 |
| MISC YARDS | 5 | 13 |
| TOUCHDOWNS SCORED | 124 | 111 |
| FIELD GOALS-ATTEMPTS | 1-3 | 3-4 |
| ON-SIDE KICKS | 1-10 | 3-15 |
| RED-ZONE SCORES | (68-81) 84% | (68-82) 83% |
| RED-ZONE TOUCHDOWNS | (67-81) 83% | (65-82) 79% |
| 4-point drop-kick FGs | 0-0 | 0-0 |
| PAT-ATTEMPTS | (86-117) 74% | (95-108) 88% |
| 2-point drop-kick PATs | 0-0 | 0-0 |
| ATTENDANCE | 80026 | 67585 |
| Games/Avg Per Game | 8/10003 | 8/8448 |

2016 AMERICAN CONFERENCE STANDINGS

| Team | W | L | Pct. | PF | PA | HM | AW | Conf | STRK |
|----------------------------|----------|----------|-------------|------------|------------|------------|------------|------------|-----------|
| x-Philadelphia Soul | 13 | 3 | .813 | 983 | 778 | 7-1 | 6-2 | 5-1 | W4 |
| Orlando Predators | 12 | 4 | .750 | 893 | 781 | 6-2 | 6-2 | 5-3 | L2 |
| Jacksonville Sharks | 7 | 9 | .438 | 835 | 774 | 3-5 | 4-4 | 5-3 | W2 |
| Tampa Bay Storm | 2 | 14 | .133 | 568 | 868 | 2-6 | 0-8 | 0-8 | L1 |

x - clinched conference

2016 SCORE BY QUARTERS

| | 1 | 2 | 3 | 4 | OT | TOT | |
|------------------|---|------------|------------|------------|------------|----------|------------|
| SHARKS | | 173 | 296 | 170 | 196 | 0 | 835 |
| Opponents | | 172 | 221 | 133 | 241 | 7 | 774 |

JACKSONVILLE SHARKS

2016 REGULAR SEASON STATISTICS

| RUSHING | GP | Att | Gain | Loss | Net | Avg | TD | Long | Avg/G |
|-----------------|----|-----|------|------|-----|-----|----|------|-------|
| ROSS, Derrick | 15 | 108 | 424 | 25 | 399 | 3.7 | 20 | 33 | 26.6 |
| GRADY, Tommy | 16 | 3 | 10 | 0 | 10 | 3.3 | 0 | 2 | 0.6 |
| HILLS, Joe | 16 | 4 | 11 | 5 | 6 | 1.5 | 0 | 5 | 0.4 |
| GRAY, Reggie | 6 | 1 | 5 | 0 | 5 | 5.0 | 0 | 5 | 0.8 |
| CRAWFORD, Londo | 5 | 2 | 4 | 0 | 4 | 2.0 | 1 | 3 | 0.8 |
| BRACKETT, Sean | 11 | 1 | 4 | 0 | 4 | 4.0 | 0 | 4 | 0.4 |
| JACKSON, Dexter | 16 | 5 | 4 | 0 | 4 | 0.8 | 3 | 1 | 0.2 |
| JONES, Tiger | 15 | 1 | 0 | 0 | 0 | 0.0 | 0 | 0 | 0.0 |
| HOLMAN, Jason | 7 | 1 | 0 | 0 | 0 | 0.0 | 0 | 0 | 0.0 |
| Total..... | 16 | 126 | 462 | 30 | 432 | 3.4 | 24 | 33 | 27.0 |
| Opponents..... | 16 | 116 | 347 | 25 | 322 | 2.8 | 25 | 24 | 20.1 |

| PASSING | GP | Rating | Cmp-Att-Int | Pct | Yards | TD | Long | Avg/G |
|----------------|----|--------|-------------|------|-------|----|------|-------|
| GRADY, Tommy | 16 | 125.4 | 400-587-7 | 68.1 | 4495 | 94 | 48 | 280.9 |
| BRACKETT, Sean | 11 | 39.6 | 3-10-0 | 30.0 | 21 | 0 | 10 | 1.9 |
| TEAM | 8 | 39.6 | 0-0-0 | 0.0 | -63 | 0 | 0 | -7.9 |
| Total..... | 16 | 123.9 | 403-597-7 | 67.5 | 4453 | 94 | 48 | 278.3 |
| Opponents..... | 16 | 104.2 | 379-600-18 | 63.2 | 4246 | 78 | 46 | 265.4 |

| RECEIVING | GP | No. | Yards | Avg | TD | Long | Avg/G |
|--------------------|----|-----|-------|------|----|------|-------|
| HILLS, Joe | 16 | 161 | 2020 | 12.5 | 58 | 48 | 126.2 |
| JONES, Tiger | 15 | 104 | 1209 | 11.6 | 18 | 33 | 80.6 |
| GRAY, Reggie | 6 | 41 | 381 | 9.3 | 6 | 23 | 63.5 |
| JACKSON, Roger | 6 | 34 | 339 | 10.0 | 5 | 35 | 56.5 |
| CRAWFORD, Londo | 5 | 28 | 246 | 8.8 | 2 | 24 | 49.2 |
| ROBUSTELLI, Andrew | 11 | 13 | 149 | 11.5 | 2 | 32 | 13.5 |
| RODRIGUEZ, P. | 3 | 7 | 43 | 6.1 | 1 | 16 | 14.3 |
| ROSS, Derrick | 15 | 6 | 22 | 3.7 | 0 | 8 | 1.5 |
| RUFFINS, Moqut | 15 | 5 | 65 | 13.0 | 2 | 22 | 4.3 |
| LEWIS, Cornelius | 15 | 1 | 13 | 13.0 | 0 | 13 | 0.9 |
| JACKSON, Alvin | 14 | 1 | 13 | 13.0 | 0 | 13 | 0.9 |
| HYLAND, David | 16 | 1 | 9 | 9.0 | 0 | 9 | 0.6 |
| MCNEIL, Ray | 13 | 1 | 7 | 7.0 | 0 | 7 | 0.5 |
| Total..... | 16 | 403 | 4516 | 11.2 | 94 | 48 | 282.2 |
| Opponents..... | 16 | 379 | 4330 | 11.4 | 78 | 46 | 270.6 |

| FG RETURNS | No. | Yards | Avg | TD | Long |
|-------------------|-----|-------|------|----|------|
| JACKSON, LaRoche | 1 | 0 | 0.0 | 0 | 0 |
| Total..... | 1 | 0 | 0.0 | 0 | 0 |
| Opponents..... | 2 | 61 | 30.5 | 1 | 54 |

| INTERCEPTIONS | No. | Yards | Avg | TD | Long |
|----------------------|-----|-------|------|----|------|
| REID, Greg | 8 | 119 | 14.9 | 1 | 30 |
| JACKSON, LaRoche | 6 | 29 | 4.8 | 0 | 18 |
| JACKSON, Alvin | 2 | 0 | 0.0 | 0 | 0 |
| HYLAND, David | 1 | 55 | 55.0 | 1 | 50 |
| MILLER, Jordan | 1 | 28 | 28.0 | 1 | 28 |
| Total..... | 18 | 231 | 12.8 | 3 | 50 |
| Opponents..... | 7 | 68 | 9.7 | 0 | 25 |

| KICK RETURNS | No. | Yards | Avg | TD | Long |
|---------------------|-----|-------|------|----|------|
| HYLAND, David | 44 | 604 | 13.7 | 0 | 39 |
| GRAY, Reggie | 27 | 495 | 18.3 | 1 | 58 |
| JACKSON, Alvin | 3 | 14 | 4.7 | 0 | 10 |
| REID, Greg | 2 | 35 | 17.5 | 0 | 23 |
| JACKSON, LaRoche | 1 | 21 | 21.0 | 0 | 21 |
| HILLS, Joe | 1 | 3 | 3.0 | 0 | 3 |
| ROBUSTELLI, Andrew | 1 | 1 | 1.0 | 0 | 1 |
| TEAM | 1 | 0 | 0.0 | 0 | 0 |
| Total..... | 80 | 1173 | 14.7 | 1 | 58 |
| Opponents..... | 105 | 1928 | 18.4 | 4 | 58 |

| FUMBLE RETURNS | No. | Yards | Avg | TD | Long |
|-----------------------|-----|-------|------|----|------|
| REID, Greg | 1 | 48 | 48.0 | 1 | 48 |
| HYLAND, David | 1 | 14 | 14.0 | 0 | 14 |
| JACKSON, Alvin | 1 | 21 | 21.0 | 1 | 21 |
| Total..... | 3 | 83 | 27.7 | 2 | 48 |
| Opponents..... | 6 | 60 | 10.0 | 3 | 31 |

| SCORING | TD | FGs | Kick | PATs | | | | | Points |
|--------------------|-----|-----|--------|------|-----|------|-----|-----|--------|
| | | | | Rush | Rcv | Pass | 2PT | Saf | |
| HILLS, Joe | 58 | 0-0 | 0-0 | 0-0 | 0 | 0-0 | 0 | 0 | 348 |
| ROSS, Derrick | 20 | 0-0 | 0-0 | 0-1 | 0 | 0-0 | 0 | 0 | 120 |
| JONES, Tiger | 18 | 0-0 | 0-0 | 0-0 | 0 | 0-0 | 0 | 0 | 108 |
| WOLFE, Lindsey | 0 | 0-0 | 49-66 | 0-0 | 0 | 0-0 | 0 | 0 | 49 |
| GRAY, Reggie | 7 | 0-0 | 0-0 | 0-0 | 0 | 0-0 | 0 | 0 | 42 |
| CAPOZZOLI, Marc | 0 | 1-3 | 32-42 | 0-0 | 0 | 0-0 | 0 | 0 | 35 |
| JACKSON, Roger | 5 | 0-0 | 0-0 | 0-0 | 0 | 0-0 | 0 | 0 | 30 |
| CRAWFORD, Londo | 3 | 0-0 | 0-0 | 0-0 | 0 | 0-0 | 0 | 0 | 18 |
| JACKSON, Dexter | 3 | 0-0 | 0-0 | 0-0 | 0 | 0-0 | 0 | 0 | 18 |
| ROBUSTELLI, Andrew | 2 | 0-0 | 0-0 | 0-0 | 0 | 0-0 | 0 | 0 | 12 |
| RUFFINS, Moqut | 2 | 0-0 | 0-0 | 0-0 | 0 | 0-0 | 0 | 0 | 12 |
| REID, Greg | 2 | 0-0 | 0-0 | 0-0 | 0 | 0-0 | 0 | 0 | 12 |
| RODRIGUEZ, P. | 1 | 0-0 | 0-0 | 0-0 | 0 | 0-0 | 0 | 0 | 6 |
| MILLER, Jordan | 1 | 0-0 | 0-0 | 0-0 | 0 | 0-0 | 0 | 0 | 6 |
| HYLAND, David | 1 | 0-0 | 0-0 | 0-0 | 0 | 0-0 | 0 | 0 | 6 |
| JACKSON, Alvin | 1 | 0-0 | 0-0 | 0-0 | 0 | 0-0 | 0 | 0 | 6 |
| STRIEFSKY, Jon | 0 | 0-0 | 5-9 | 0-0 | 0 | 0-0 | 0 | 0 | 5 |
| JACKSON, LaRoche | 0 | 0-0 | 0-0 | 1-1 | 0 | 0-0 | 0 | 0 | 2 |
| GRADY, Tommy | 0 | 0-0 | 0-0 | 0-0 | 0 | 0-2 | 0 | 0 | 0 |
| BRACKETT, Sean | 0 | 0-0 | 0-0 | 0-1 | 0 | 0-0 | 0 | 0 | 0 |
| Total..... | 124 | 1-3 | 86-117 | 1-3 | 0 | 0-2 | 0 | 0 | 835 |
| Opponents..... | 111 | 3-4 | 95-108 | 0-0 | 1 | 1-3 | 0 | 1 | 774 |

| ALL PURPOSE | GP | Rush | Rcv | FG | KR | IR | Total | Avg/G |
|--------------------|----|------|------|----|------|-----|-------|-------|
| HILLS, Joe | 16 | 6 | 2020 | 0 | 3 | 0 | 2029 | 126.8 |
| JONES, Tiger | 15 | 0 | 1209 | 0 | 0 | 0 | 1209 | 80.6 |
| GRAY, Reggie | 6 | 5 | 381 | 0 | 495 | 0 | 881 | 146.8 |
| HYLAND, David | 16 | 0 | 9 | 0 | 604 | 55 | 668 | 41.8 |
| ROSS, Derrick | 15 | 399 | 22 | 0 | 0 | 0 | 421 | 28.1 |
| JACKSON, Roger | 6 | 0 | 339 | 0 | 0 | 0 | 339 | 56.5 |
| CRAWFORD, Londo | 5 | 4 | 246 | 0 | 0 | 0 | 250 | 50.0 |
| REID, Greg | 15 | 0 | 0 | 0 | 35 | 119 | 154 | 10.3 |
| ROBUSTELLI, Andrew | 11 | 0 | 149 | 0 | 1 | 0 | 150 | 13.6 |
| RUFFINS, Moqut | 15 | 0 | 65 | 0 | 0 | 0 | 65 | 4.3 |
| JACKSON, LaRoche | 14 | 0 | 0 | 0 | 21 | 29 | 50 | 3.6 |
| RODRIGUEZ, P. | 3 | 0 | 43 | 0 | 0 | 0 | 43 | 14.3 |
| MILLER, Jordan | 8 | 0 | 0 | 0 | 0 | 28 | 28 | 3.5 |
| JACKSON, Alvin | 14 | 0 | 13 | 0 | 14 | 0 | 27 | 1.9 |
| LEWIS, Cornelius | 15 | 0 | 13 | 0 | 0 | 0 | 13 | 0.9 |
| GRADY, Tommy | 16 | 10 | 0 | 0 | 0 | 0 | 10 | 0.6 |
| MCNEIL, Ray | 13 | 0 | 7 | 0 | 0 | 0 | 7 | 0.5 |
| BRACKETT, Sean | 11 | 4 | 0 | 0 | 0 | 0 | 4 | 0.4 |
| JACKSON, Dexter | 16 | 4 | 0 | 0 | 0 | 0 | 4 | 0.2 |
| Total..... | 16 | 432 | 4516 | 0 | 1173 | 231 | 6352 | 397.0 |
| Opponents..... | 16 | 322 | 4330 | 61 | 1928 | 68 | 6709 | 419.3 |

JACKSONVILLE SHARKS

2016 REGULAR SEASON DEFENSIVE STATISTICS

| DEFENSIVE LEADERS | GP | Tackles | | | | Sacks | | Pass Defense | | | Fumbles | | Blkd | |
|-----------------------|----|---------|-----|-------|----------|----------|----------|--------------|----|-----|---------|----|------|-----|
| | | Solo | Ast | Total | TFL-Yds | No-Yds | Int-Yds | BU | PD | Qbh | Rcv-Yds | FF | Kick | Saf |
| 21 REID, Greg | 15 | 87 | 29 | 101.5 | 1.5 - 19 | . | 8 - 119 | 27 | 35 | . | 1 - 48 | 1 | . | . |
| 3 HYLAND, David | 16 | 58 | 42 | 79.0 | 1.0 - 1 | . | 1 - 55 | 10 | 11 | . | 3 - 14 | 2 | . | . |
| 6 JACKSON, LaRoche | 14 | 64 | 26 | 77.0 | . | . | 6 - 29 | 10 | 16 | . | . | . | . | . |
| 17 JACKSON, Alvin | 14 | 43 | 25 | 55.5 | 1.0 - 3 | . | 2 - 0 | 3 | 5 | . | 2 - 21 | . | . | . |
| 55 JACKSON, Dexter | 16 | 16 | 14 | 23.0 | 5.5 - 23 | 4.5 - 21 | . | 1 | 1 | 1 | . | 1 | . | . |
| 82 ROBUSTELLI, Andrew | 11 | 14 | 15 | 21.5 | . | . | . | . | . | . | . | . | . | . |
| 15 LYN, Keon | 9 | 6 | 27 | 19.5 | 0.5 - 2 | . | . | 4 | 4 | . | . | 2 | . | . |
| 58 SMITH, Khreem | 15 | 12 | 13 | 18.5 | 5.0 - 27 | 4.0 - 25 | . | . | . | 2 | . | 1 | . | . |
| 95 MOFFETT, N. | 9 | 12 | 8 | 16.0 | 5.0 - 25 | 3.5 - 22 | . | . | . | . | . | 2 | . | . |
| 5 SMITH, Chris | 1 | 11 | 1 | 11.5 | . | . | . | . | . | . | . | . | . | . |
| 1 ROBINSON, M. | 2 | 6 | 5 | 8.5 | . | . | . | 1 | 1 | . | 1 - 0 | . | . | . |
| 10 BRACKETT, Sean | 11 | 6 | 4 | 8.0 | . | . | . | 1 | 1 | . | . | . | . | . |
| 42 WALLSCHLEGER, L | 8 | 4 | 6 | 7.0 | . | . | . | 1 | 1 | . | . | . | . | . |
| 9 JACKSON, Roger | 6 | 5 | 4 | 7.0 | . | . | . | . | . | . | . | . | . | . |
| 20 DILLON, Antron | 5 | 4 | 4 | 6.0 | . | . | . | 1 | 1 | . | . | . | . | . |
| 12 DEGRATE, Anthon | 6 | 2 | 7 | 5.5 | 1.0 - 5 | 1.0 - 5 | . | . | . | 1 | . | 1 | . | . |
| 72 LEWIS, Cornelius | 15 | 3 | 3 | 4.5 | 1.0 - 7 | 1.0 - 7 | . | 1 | 1 | 1 | . | . | . | . |
| 69 MILLER, Jordan | 8 | 2 | 5 | 4.5 | 1.5 - 6 | 1.5 - 6 | 1 - 28 | 1 | 2 | 2 | . | . | . | . |
| 2 CRAWFORD, Londo | 5 | 3 | 1 | 3.5 | . | . | . | . | . | . | . | . | . | . |
| 33 WEIVODA, Mark | 4 | 3 | 1 | 3.5 | 1.0 - 3 | 1.0 - 3 | . | . | . | . | . | . | . | . |
| 81 HILLS, Joe | 16 | 3 | 1 | 3.5 | . | . | . | . | . | . | . | . | . | . |
| 99 HOLMAN, Jason | 7 | 2 | 2 | 3.0 | . | . | . | . | . | . | . | . | . | . |
| 33 BOWERS, Keith | 3 | 1 | 4 | 3.0 | 1.0 - 3 | 0.5 - 1 | . | . | . | . | . | 1 | . | . |
| 15 RODRIGUEZ, P. | 3 | 2 | . | 2.0 | . | . | . | . | . | . | . | . | . | . |
| 7 CAPOZZOLI, Marc | 6 | 1 | 1 | 1.5 | . | . | . | . | . | . | . | . | . | . |
| 14 WOLFE, Lindsey | 9 | 1 | 1 | 1.5 | . | . | . | . | . | . | . | . | . | . |
| 93 RUFFINS, Moqut | 15 | 1 | . | 1.0 | . | . | . | . | . | . | . | . | . | . |
| TM TEAM | 8 | 1 | . | 1.0 | . | . | . | . | . | . | . | . | . | . |
| 5 STRIEFSKY, Jon | 1 | 1 | . | 1.0 | . | . | . | . | . | . | . | . | . | . |
| 4 GRADY, Tommy | 16 | 1 | . | 1.0 | . | . | . | . | . | . | . | . | . | . |
| 11 JONES, Tiger | 15 | 1 | . | 1.0 | . | . | . | . | . | . | . | . | . | . |
| 1 GRAY, Reggie | 6 | 1 | . | 1.0 | . | . | . | . | . | . | . | . | . | . |
| Total..... | 16 | 377 | 249 | 501.5 | 25 - 124 | 18 - 91 | 18 - 231 | 61 | 79 | 7 | 7 - 83 | 11 | . | . |
| Opponents..... | 16 | 386 | 236 | 504.0 | 21 - 88 | 10 - 55 | 7 - 68 | 71 | 78 | 12 | 13 - 60 | 11 | 3 | 1 |

JACKSONVILLE SHARKS

2016 PARTICIPATION CHART

| PLAYER | 4.2 | @LAK 4.11 | @PHI 4.18 | ORL 4.23 | ARI 5.1 | @TBS 5.6 | @CLE 5.21 | POR 5.27 | @ORL 6.4 | PHI 6.11 | @TBS 6.18 | ORL 6.25 | CLE 7.9 | @ARI 7.16 | @POR 7.23 | LAK 7.30 | TBS | GP/GS/DNP/IA |
|-----------------|-----|-----------|-----------|----------|---------|----------|-----------|----------|----------|----------|-----------|----------|---------|-----------|-----------|----------|-----|--------------|
| K. Bowers | N | N | N | N | N | N | N | N | N | N | N | N | IAR | X | X | DE | | 3/1/0/0 |
| S. Brackett | DNP | X | X | X | X | X | X | X | X | X | X | X | X | X | X | X | | 14/0/1/0 |
| M. Capozzoli | X | X | X | X | X | X | N | N | N | N | N | N | N | N | N | N | | 6/0/0/0 |
| R. Cave | N | N | N | N | X | X | X | X | X | FB | X | X | X | X | X | X | | 12/1/0/0 |
| L. Crawford | X | X | IR | IR | IR | IR | WR | IAR | IR | IR | IR | WR | IA | IA | X | IA | | 5/2/0/3 |
| A. DeGrate | X | X | DE | X | X | DE | IR | IR | IR | IR | IR | IR | IR | IR | IR | IR | | 6/2/0/0 |
| A. Dillon | DE | X | IA | DE | DE | IR | IR | IR | IR | IR | IR | IR | IR | IR | IR | X | | 5/3/0/1 |
| M. Gilyard | RTR | RTR | RTR | RTR | RTR | RTR | RTR | RTR | IA | IA | IAR | N | N | N | N | N | | 0/0/0/2 |
| T. Grady | QB | QB | QB | QB | QB | QB | QB | QB | QB | QB | QB | QB | QB | QB | QB | QB | | 16/16/0/0 |
| R. Gray | N | N | N | N | N | N | N | N | WR | WR | WR | WR | WR | WR | IAR | IA | | 6/6/0/1 |
| J. Haggerty | LS | LS | IA | N | N | N | N | N | N | N | N | N | N | N | N | N | | 0/0/0/1 |
| J. Hills | WR | WR | WR | WR | WR | WR | WR | WR | WR | WR | WR | X | WR | WR | WR | WR | | 16/15/0/0 |
| J. Holman | NG | NG | X | X | NG | NG | X | IR | IR | X | IA | X | X | IA | IAR | N | | 11/4/0/2 |
| J. Howard | N | N | N | N | IAR | IA | IA | X | N | N | N | N | N | N | N | N | | 1/0/0/2 |
| D. Hyland | JLB | DB | DB | DB | DB | DB | DB | DB | DB | DB | DB | DB | DB | DB | DB | DB | | 16/16/0/0 |
| A. Jackson | IA | JLB | JLB | JLB | JLB | JLB | JLB | JLB | JLB | JLB | JLB | IAR | JLB | JLB | JLB | JLB | | 14/14/0/1 |
| D. Jackson | MLB | MLB | MLB | MLB | MLB | MLB | MLB | MLB | MLB | MLB | MLB | MLB | MLB | MLB | MLB | MLB | | 16/16/0/0 |
| L. Jackson | DB | DB | DB | DB | DB | DB | DB | DB | IA | DB | DB | JLB | DB | IAR | DB | IA | | 13/1/0/1 |
| R. Jackson | WR | WR | WR | WR | WR | IAR | IAR | IAR | IAR | IAR | IA | IA | IA | IA | IA | WR | | 6/6/0/2 |
| T. Jones | WR | WR | WR | WR | WR | WR | WR | WR | WR | WR | WR | WR | IA | WR | WR | WR | | 15/15/0/1 |
| C. Lewis | G | G | G | G | G | G | G | G | G | G | G | G | G | G | G | G | | 16/16/0/0 |
| K. Lyn | LS | IA | X | X | N | N | IA | IA | DB | IA | IA | DB | IA | DB | IA | DB | | 6/3/0/5 |
| R. McNeil | C | C | C | C | C | C | C | C | C | C | C | C | C | C | C | C | | 16/16/0/0 |
| J. Miller | N | N | N | N | N | N | N | IA | IA | NG | NG | NG | NG | NG | NG | NG | | 7/7/0/2 |
| N. Moffett | N | N | N | N | N | N | N | X | DE | DE | DE | DE | DE | DE | DE | DE | | 9/8/0/0 |
| C. Pickett | IR | IR | IR | IR | IR | IR | IR | IR | IR | IR | IR | IR | IR | IR | IR | IR | | 0/0/0/0 |
| G. Reid | DB | DB | DB | DB | DB | DB | DB | DB | IAR | DB | DB | DB | DB | DB | DB | DB | | 15/15/0/0 |
| D. Robinson | IA | IA | IAR | IA | N | N | N | N | N | N | N | N | N | N | N | N | | 0/0/0/3 |
| M. Robinson | IA | IA | IA | IA | IA | IA | IA | IA | DB | IA | IA | IA | LS | IA | IA | LS | | 1/1/0/12 |
| A. Robustelli | IR | IR | IR | IR | IR | X | X | WR | X | X | X | WR | X | WR | WR | X | | 11/4/0/0 |
| P. Rodriguez | N | N | N | N | X | WR | N | N | N | N | N | N | N | N | N | N | | 2/1/0/0 |
| D. Ross | FB | FB | FB | FB | FB | FB | FB | FB | FB | IAR | FB | FB | FB | FB | FB | FB | | 15/15/0/0 |
| M. Ruffins | G | G | G | G | G | G | G | G | G | G | G | G | G | G | G | G | | 16/16/0/0 |
| C. Smith | DB | N | N | N | N | N | N | N | N | N | N | N | N | N | N | N | | 1/1/0/0 |
| K. Smith | DE | DE | DE | DE | DE | DE | DE | DE | DE | DE | DE | DE | DE | DE | DE | DE | IAR | 15/15/0/0 |
| J. Striefsky | N | N | N | N | N | N | X | N | N | N | N | N | N | N | N | N | | 1/0/0/0 |
| L. Wallschleger | X | DE | X | IA | IA | X | DE | DE | X | X | X | IAR | IAR | IR | IR | IR | | 9/3/0/2 |
| M. Weivoda | IAR | IAR | NG | NG | IA | IA | NG | NG | NG | N | N | N | N | N | N | N | | 5/5/0/2 |
| L. Wolfe | N | N | N | N | N | N | N | X | X | X | X | X | X | X | X | X | | 9/0/0/0 |

(GP - Games Played) (GS - Games Started) (DNP - Did Not Play) (IA - Inactive)

(X - played) (N - not with team) (IR - Injured Reserve) (IA - Inactive) (IAR - Inactive Reserve) (DNP - Did Not Play)
 (RTR - Refused to Report) (PUP - Physically Unable to Perform)
 (LS - League Suspension) (TS - Team Suspension) (EH - Emergency Hold)

Offense = (WR - Wide Receiver) (QB - Quarterback) (TE - Tight End) (FB - Fullback) (C - Center) (G - Guard)
 Defense = (DB - Defensive Back) (MLB - Mac Linebacker) (JLB - Jack Linebacker) (DE - Defensive End) (NG - Nose Guard)

*Denotes player retroactively placed on IR following that day's game

JACKSONVILLE SHARKS

2016 GAME-BY-GAME STARTERS

| OFFENSE | QB | WR | WR | WR | G | C | G | FB |
|-----------------|--------------|------------|----------|------------|------------|----------|----------|------------|
| Week 1 @ LAK | GRADY | HILLS | JONES | R. JACKSON | RUFFINS | MCNEIL | LEWIS | ROSS |
| Week 2 @ PHI | GRADY | HILLS | JONES | R. JACKSON | RUFFINS | MCNEIL | LEWIS | ROSS |
| Week 3 vs. ORL | GRADY | HILLS | JONES | R. JACKSON | RUFFINS | MCNEIL | LEWIS | ROSS |
| Week 4 vs. ARI | GRADY | HILLS | JONES | R. JACKSON | RUFFINS | MCNEIL | LEWIS | ROSS |
| Week 5 at TBS | GRADY | HILLS | JONES | R. JACKSON | RUFFINS | MCNEIL | LEWIS | ROSS |
| Week 6 at CLE | GRADY | HILLS | JONES | RODRIGUEZ | RUFFINS | MCNEIL | LEWIS | ROSS |
| Week 8 vs. PDX | GRADY | HILLS | JONES | CRAWFORD | RUFFINS | MCNEIL | LEWIS | ROSS |
| Week 9 at ORL | GRADY | HILLS | JONES | ROBUSTELLI | RUFFINS | MCNEIL | LEWIS | ROSS |
| Week 10 vs. PHI | GRADY | HILLS | JONES | GRAY | RUFFINS | MCNEIL | LEWIS | ROSS |
| Week 11 at TBS | GRADY | HILLS | JONES | GRAY | RUFFINS | MCNEIL | LEWIS | CAVE |
| Week 12 vs. ORL | GRADY | HILLS | JONES | GRAY | RUFFINS | MCNEIL | LEWIS | ROSS |
| Week 13 vs. CLE | GRADY | ROBUSTELLI | CRAWFORD | GRAY | RUFFINS | MCNEIL | LEWIS | ROSS |
| Week 15 @ ARI | GRADY | HILLS | JONES | GRAY | RUFFINS | MCNEIL | LEWIS | ROSS |
| Week 16 @ PDX | GRADY | HILLS | JONES | ROBUSTELLI | RUFFINS | MCNEIL | LEWIS | ROSS |
| Week 17 vs. LAK | GRADY | HILLS | JONES | ROBUSTELLI | RUFFINS | MCNEIL | LEWIS | ROSS |
| Week 18 vs. TBS | GRADY | HILLS | JONES | R. JACKSON | RUFFINS | MCNEIL | LEWIS | ROSS |
| DEFENSE | DE | NG | DE | MLB | JLB | DB | DB | DB |
| Week 1 @ LAK | DILLON | HOLMAN | K. SMITH | D. JACKSON | HYLAND | C. SMITH | REID | L. JACKSON |
| Week 2 @ PHI | WALLSCHLEGER | HOLMAN | K. SMITH | D. JACKSON | A. JACKSON | HYLAND | REID | L. JACKSON |
| Week 3 vs. ORL | DEGRATE | WEIVODA | K. SMITH | D. JACKSON | A. JACKSON | HYLAND | REID | L. JACKSON |
| Week 4 vs. ARI | DILLON | WEIVODA | K. SMITH | D. JACKSON | A. JACKSON | HYLAND | REID | L. JACKSON |
| Week 5 at TBY | DILLON | HOLMAN | K. SMITH | D. JACKSON | A. JACKSON | HYLAND | REID | L. JACKSON |
| Week 6 at CLE | DEGRATE | HOLMAN | K. SMITH | D. JACKSON | A. JACKSON | HYLAND | REID | L. JACKSON |
| Week 8 vs. POR | WALLSCHLEGER | WEIVODA | K. SMITH | D. JACKSON | A. JACKSON | HYLAND | REID | L. JACKSON |
| Week 9 at ORL | WALLSCHLEGER | WEIVODA | K. SMITH | D. JACKSON | A. JACKSON | HYLAND | REID | L. JACKSON |
| Week 10 vs. PHI | MOFFETT | WEIVODA | K. SMITH | D. JACKSON | A. JACKSON | HYLAND | ROBINSON | LYN |
| Week 11 at TBS | MOFFETT | MILLER | K. SMITH | D. JACKSON | A. JACKSON | HYLAND | REID | L. JACKSON |
| Week 12 vs. ORL | MOFFETT | MILLER | K. SMITH | D. JACKSON | A. JACKSON | HYLAND | REID | L. JACKSON |
| Week 13 vs. CLE | MOFFETT | MILLER | K. SMITH | D. JACKSON | L. JACKSON | HYLAND | REID | LYN |
| Week 15 @ CLE | MOFFETT | MILLER | K. SMITH | D. JACKSON | A. JACKSON | HYLAND | REID | L. JACKSON |
| Week 16 @ PDX | MOFFETT | MILLER | K. SMITH | D. JACKSON | A. JACKSON | HYLAND | REID | LYN |
| Week 17 vs. LAK | MOFFETT | MILLER | K. SMITH | D. JACKSON | A. JACKSON | HYLAND | REID | L. JACKSON |
| Week 18 vs. TBS | MOFFETT | MILLER | BOWERS | D. JACKSON | A. JACKSON | HYLAND | REID | LYN |



JACKSONVILLE
SHARKS®

FACTS, FIGURES, RECORDS & MILESTONES

JACKSONVILLE SHARKS

SHARKS ALL-TIME INDIVIDUAL RECORDS (REGULAR SEASON)

SINGLE GAME

Passing Attempts

SHARKS: 52, Omar Jacobs vs. Spokane on 4.28.12
Opponents: 52, John Dutton, Cleveland on 5.22.10

Passing Completions

SHARKS: 41, Tommy Grady at Orlando on 8.1.15
Opponents: 35, Nick Davila, Arizona, 4.23.16

Passing Yards

SHARKS: 419, Aaron Garcia at Kansas City on 7.15.11
Opponents: 401, Mark Grieb, San Jose, 7.1.11

Passing Touchdowns

SHARKS: 10, Tommy Grady at Arizona on 7.9.16
Opponents: 10, (2x), most recently by Nick Davila, Arizona, 5.3.14

Rushing Attempts

SHARKS: 15, Derrick Ross vs. Orlando on 6.6.15
Opponents: 13, (2x), last by Derrick Ross, Philadelphia on 4.27.13

Rushing Yards (Net)

SHARKS: 68, Bernard Morris at Georgia on 6.9.12
Opponents: 58, (2x), last by Derrick Ross, Philadelphia, 4.19.14

Rushing Touchdowns

SHARKS: 4, (4x), last by Derrick Ross vs. San Jose on 4.17.15
Opponents: 5, Adrian McPherson, Tampa Bay on 3.23.13

Receptions

SHARKS: 18, Jeff Hughley at Kansas City on 7.15.11
Opponents: 17, (2x), most recently Dominick Goodman, CLE, 4.21.12

Receiving Yards

SHARKS: 239, Tiger Jones at Philadelphia on 4.12.15
Opponents: 208, Tiger Jones, Dallas, 7.9.11

Receiving Touchdowns

SHARKS: 8, Joe Hills at Orlando on 5.27.16
Opponents: 7, (2x), most recently by Aaron Lesue, Utah, 4.13.12

Field Goals Attempted

SHARKS: 4, Julian Rauch vs. Philadelphia on 5.16.15
Opponents: 3, (2x), last by Jose Martinez, New Orleans, 6.21.14

Field Goals Made

SHARKS: 3, Marco Capozzoli at Orlando on 5.25.12
Opponents: 2, (4x), most recently by Ernesto Lacayo, Portland, 7.16.16

Extra Points (Kicked) Attempted

SHARKS: 11, 4x, most recently by Julian Rauch vs. Philadelphia on 7.18.15
Opponents: 12, Juan Gamboa, San Jose on 7.1.11

Extra Points (Kicked) Made

SHARKS: 11 Marco Capozzoli vs Iowa 5.13.11
Opponents: 11, Juan Gamboa, San Jose on 7.1.11

Points Scored

SHARKS: 48, Joe Hills at Orlando on 5.27.16
Opponents: 42, (2x), last by Aaron Lesue, Utah, 4.13.12

All-Purpose Yards

SHARKS: 331, Jeff Hughley vs Dallas on 7.9.11
Opponents: 336, Brandon Thompkins, Orlando, 5.27.16

Longest Field Goal

SHARKS: 40, Julian Rauch vs. Philadelphia on 5.16.15
Opponents: 49, Kyle Chilton, Tampa Bay, 4.1.11

Tackles

SHARKS: 13.5, Greg Reid vs. Los Angeles on 7.23.16
Opponents: 13.0, (2x), last by by Alfred Phillips, Tampa Bay, 6.12.15

Sacks

SHARKS: 3.0, (4x), most recently by James McClinton at New Orleans on 6.21.14
Opponents: 3.0, Derrick Summers, Spokane, 6.7.14

Interceptions

SHARKS: 3, Charlie Hunt vs Iowa on 5.13.11
Opponents: 3, (2x), last by LaRoche Jackson, Cleveland, 6.22.13

Defensive Touchdowns

SHARKS: 1, 31x by 17 different players
Opponents: 1, 25x

SEASON

Passing Attempts

SHARKS: 634, R.J. Archer (2014)
Opponents: 106, Nick Hill, Orlando Predators (2010)

Passing Completions

SHARKS: 402, 2x, last by Tommy Grady (2015)
Opponents: 70, Nick Hill, Orlando Predators (2010)

Passing Yards

SHARKS: 4,934, Aaron Garcia (2011)
Opponents: 681, Nick Hill, Orlando Predators (2010)

Passing Touchdowns

SHARKS: 116, Aaron Garcia (2011)
Opponents: 17, 2x, last by Nick Davila, Arizona Rattlers (2016)

Rushing Attempts

SHARKS: 148, Derrick Ross (2015)
Opponents: 14, Nick Hill, Orlando Predators (2010)

Rushing Yards (Net)

SHARKS: 586, Derrick Ross (2015)
Opponents: 106, Nick Hill, Orlando Predators (2010)

Rushing Touchdowns

SHARKS: 33, Derrick Ross (2015)
Opponents: 5, Adrian McPherson, Tampa Bay Storm (2013)

Receptions

SHARKS: 150, Joe Hills (2015)
Opponents: 31, Brandon Thompkins, Orlando Predators (2016)

Receiving Yards

SHARKS: 2,087, Tiger Jones (2015)
Opponents: 307, Brandon Thompkins, Orlando Predators (2016)

Receiving Touchdowns

SHARKS: 51, Joe Hills (2016)
Opponents: 9, 2x, last by Rod Windsor, Arizona Rattlers (2016)

Field Goals Attempted

SHARKS: 15, Julian Rauch (2015)
Opponents: 4, Carlos Martinez, Orlando Predators (2010)

Field Goals Made

SHARKS: 10, Marco Capozzoli (2012)
Opponents: 4, Carlos Martinez, Orlando Predators (2010)

Extra Points (Kicked) Attempted

SHARKS: 155, Marco Capozzoli (2011)
Opponents: 23, Carlos Martinez, Orlando Predators (2010)

Extra Points (Kicked) Made

SHARKS: 121 Marco Capozzoli (2011)
Opponents: 22, Carlos Martinez, Orlando Predators (2010)

Points Scored

SHARKS: 284, Jomo Wilson (2011)
Opponents: 62, Larry Shipp, Georgia Force (2012)

All-Purpose Yards

SHARKS: 2,959, Terrance Smith (2012)
Opponents: 761, Brandon Thompkins, Orlando Predators (2016)

Longest Field Goal

SHARKS: 51, Marco Capozzoli (2012)*
Opponents: 49, Josh Chilton, Tampa Bay Storm (2011)

Tackles

SHARKS: 119.0 LaRoche Jackson (2011)
Opponents: 20, Brandon Hefflin, Tampa Bay Storm (2010)

Sacks

SHARKS: 18.5, Joe Sykes (2015)
Opponents: 3.0, Derrick Summers, Spokane Shock (2014)

Interceptions

SHARKS: 12, Terrance Smith (2013)
Opponents: 5, Kent Richardson, Philadelphia Soul (2012)

Defensive Touchdowns

SHARKS: 3, Terrance Smith, (2011)
Opponents: 1, many players

JACKSONVILLE SHARKS

SHARKS ALL-TIME TEAM RECORDS

SINGLE GAME

| | |
|--|---|
| Passing Attempts | |
| SHARKS: | 52 vs. Spokane on 4.28.12 |
| Opponents: | 50, (2x), last by Arizona, 4.23.16 |
| Passing Completions | |
| SHARKS: | 41, at Orlando on 8.1.15 |
| Opponents: | 35, Arizona, 4.23.16 |
| Passing Yards | |
| SHARKS: | 412 at Kansas City on 7.15.11 |
| Opponents: | 405, Georgia, 3.18.11 |
| Passing Touchdowns | |
| SHARKS: | 10 at Arizona on 7.9.16 |
| Opponents: | 10, (2x), last by Arizona, 5.3.14 |
| Rushing Attempts | |
| SHARKS: | 20 (2x), last vs. New Orleans on 4.12.13 |
| Opponents: | 17, (2x), last by Orlando, 4.3.15 |
| Rushing Yards (Net) | |
| SHARKS: | 100 vs. Georgia on 7.28.12* |
| Opponents: | 148, Orlando, 8.6.10* |
| Rushing Touchdowns | |
| SHARKS: | 5, (2x), last vs. Pittsburgh on 6.1.13 |
| Opponents: | 7, Orlando, 4.3.15 |
| Extra Points (Kicked) Attempted | |
| SHARKS: | 11, (3x), last vs. New Orleans on 4.12.13 |
| Opponents: | 12, San Jose, 7.1.11 |
| Extra Points (Kicked) Made | |
| SHARKS: | 11 vs Iowa 5.13.11 |
| Opponents: | 11, San Jose, 7.1.11 |
| Most Points in a Game | |
| SHARKS: | 79 vs Iowa on 5.13.11 |
| Opponents: | 89, Philadelphia, 8.3.12* |
| Fewest Points in a Game | |
| SHARKS: | 20 vs. Cleveland on 7.19.14 |
| Opponents: | 13, New Orleans, 6.21.14 |
| Total Offense | |
| SHARKS: | 412 at Kansas City on 7.15.11 |
| Opponents: | 419, Arizona, 4.23.16 |
| Kick Return Yards | |
| SHARKS: | 196 vs. Philadelphia on 6.16.12 |
| Opponents: | 235, Portland, 5.21.16 |
| Interceptions | |
| SHARKS: | 6 vs. Iowa on 5.13.11 |
| Opponents: | 4, (4x), last by Philadelphia, 6.16.12 |
| Defensive Touchdowns | |
| SHARKS: | 3 at Tampa Bay on 6.11.16 |
| Opponents: | 2, (2x), last by Orlando, 8.1.15 |
| Tackles | |
| SHARKS: | 46 vs. Orlando on 4.16.10 |
| Opponents: | 52, Dallas, 5.14.10 |

SEASON

| | |
|--|----------------------|
| Passing Attempts | |
| SHARKS: | 700 (2014) |
| Opponents: | 763 (2011) |
| Passing Completions | |
| SHARKS: | 423 (2013) |
| Opponents: | 455 (2011) |
| Passing Yards | |
| SHARKS: | 5,156 (2011) |
| Opponents: | 5,406 (2011) |
| Passing Touchdowns | |
| SHARKS: | 123 (2011) |
| Opponents: | 104 (2011) |
| Rushing Attempts | |
| SHARKS: | 201 (2013) |
| Opponents: | 139 (2013) |
| Rushing Yards (Net) | |
| SHARKS: | 666 (2013) |
| Opponents: | 427 (2013) |
| Rushing Touchdowns | |
| SHARKS: | 44 (2013) |
| Opponents: | 32 (2013) |
| Extra Points (Kicked) Attempted | |
| SHARKS: | 155 (2011) |
| Opponents: | 122 (2011, 2013) |
| Extra Points (Kicked) Made | |
| SHARKS: | 121 (2011) |
| Opponents: | 106 (2014) |
| Total Offensive Yards | |
| SHARKS: | 5,479 (2011) |
| Opponents: | 5,713 (2011) |
| Kick Return Yards | |
| SHARKS: | 1,865 (2012) |
| Opponents: | 2,075 (2013) |
| Interceptions | |
| SHARKS: | 31 (2011) |
| Opponents: | 25 (2012) |
| Defensive Touchdowns | |
| SHARKS: | 7 (2011, 2012, 2014) |
| Opponents: | 8 (2012) |
| Tackles | |
| SHARKS: | 610 (2011) |
| Opponents: | 643 (2013) |
| Sacks | |
| SHARKS: | 45 (2013) |
| Opponents: | 28 (2012) |

JACKSONVILLE SHARKS

SHARKS ALL-TIME POSTSEASON RECORDS (SINGLE-GAME)

INDIVIDUAL

Passing Attempts

SHARKS: 49, Bernard Morris vs. Philadelphia on 8.10.13
Opponents: 49, Nick Hill, Orlando on 7.29.11

Passing Completions

SHARKS: 31, 2x, most recently by Bernard Morris vs. Philadelphia on 8.10.13
Opponents: 34, Dan Raudabaugh, Philadelphia on 8.23.15

Passing Yards

SHARKS: 402, Aaron Garcia at Arizona on 8.12.11
Opponents: 377, Dan Raudabaugh, Philadelphia on 8.23.15

Passing Touchdowns

SHARKS: 8, 4x, most recently by Tommy Grady at Philadelphia on 8.23.15
Opponents: 8, 3x, most recently by Dan Raudabaugh, Philadelphia, 8.10.13

Rushing Attempts

SHARKS: 9, Derrick Ross at Orlando on 8.15.15
Opponents: 12, Derrick Ross, Philadelphia, 8.10.13

Rushing Yards (Net)

SHARKS: 72, Bernard Morris vs. Tampa Bay on 8.3.13
Opponents: 84, James Lynch, Orlando on 8.6.10

Rushing Touchdowns

SHARKS: 2, 3x, most recently by Derrick Ross at Orlando on 8.15.15
Opponents: 2, 4x, most recently by Derrick Ross, Philadelphia on 8.10.13

Receptions

SHARKS: 14, Markee White vs. Philadelphia on 8.10.13
Opponents: 13, Maurice Purify, Georgia on 8.8.11

Receiving Yards

SHARKS: 188, Markee White vs. Philadelphia on 8.10.13
Opponents: 153, Maurice Purify, Georgia on 8.8.11

Receiving Touchdowns

SHARKS: 5, Joe Hills at Philadelphia on 8.15.15
Opponents: 5, Larry Brackins, Philadelphia on 8.3.12

Field Goals Attempted

SHARKS: 2, Marco Capozzoli vs. Georgia on 7.28.12
Opponents: 2, Carlos Martinez, Georgia on 7.28.12

Field Goals Made

SHARKS: 1, 2x, most recently by Marco Capozzoli vs. Georgia on 7.28.12
Opponents: 1, Fabrizio Scaccia, Philadelphia on 8.3.12

Extra Points (Kicked) Attempted

SHARKS: 9, Marco Capozzoli vs. Orlando on 7.29.11
Opponents: 12, Fabrizio Scaccia, Philadelphia on 8.3.12

Extra Points (Kicked) Made

SHARKS: 9, Marco Capozzoli vs. Orlando on 7.29.11
Opponents: 12, Fabrizio Scaccia, Philadelphia on 8.3.12

Points Scored

SHARKS: 30, Joe Hills at Philadelphia on 8.23.15
Opponents: 48, Larry Brackins, Philadelphia on 8.3.12

All-Purpose Yards

SHARKS: 283, Jeff Hughley vs. Tampa Bay on 8.3.13
Opponents: 202, C.J. Johnson, Georgia on 8.8.11

Longest Field Goal

SHARKS: 51, Marco Capozzoli vs. Georgia on 7.28.12
Opponents: 22, Fabrizio Scaccia, Philadelphia on 8.3.12

Tackles

SHARKS: 12.0, LaRoche Jackson vs. Georgia on 8.8.11
Opponents: 10.5, Rashad Barksdale, Arizona on 8.12.11

Interceptions

SHARKS: 2, LaRoche Jackson at Philadelphia on 8.23.15
Opponents: 2, Rayshaun Kizer, Philadelphia on 8.3.12

Defensive Touchdowns

SHARKS: 1, 3x, most recently by Jerry Turner at Philadelphia on 8.10.13
Opponents: 1, 4x, most recently by David Hyland, San Jose on 8.29.15

TEAM

Passing Attempts

SHARKS: 49 vs. Philadelphia on 8.10.13
Opponents: 49, Orlando, 7.29.11

Passing Completions

SHARKS: 31, 2x, most recently vs. Philadelphia on 8.10.13
Opponents: 34, Philadelphia, 8.23.15

Passing Yards

SHARKS: 397 at Arizona on 8.12.11
Opponents: 373, Philadelphia, 8.23.15

Passing Touchdowns

SHARKS: 8, 4x, most recently at Philadelphia on 8.23.15
Opponents: 8, 3x, most recently by Philadelphia, 8.10.13

Rushing Attempts

SHARKS: 13 vs. Georgia on 7.28.12
Opponents: 14, Philadelphia, 8.3.13

Rushing Yards (Net)

SHARKS: 109 vs. Tampa Bay on 8.3.13
Opponents: 148 vs. Orlando, 8.6.10

Rushing Touchdowns

SHARKS: 3, 4x, most recently at Orlando on 8.15.15
Opponents: 5, Philadelphia, 8.3.12

Field Goals Attempted

SHARKS: 2 vs. Georgia on 7.28.12
Opponents: 2, Georgia, 7.28.12

Field Goals Made

SHARKS: 1, 2x, most recently vs. Georgia on 7.28.12
Opponents: 1, Philadelphia, 8.3.12

Extra Points (Kicked) Attempted

SHARKS: 9 vs. Orlando on 7.29.11
Opponents: 12, Philadelphia, 8.3.12

Extra Points (Kicked) Made

SHARKS: 9 vs. Orlando on 7.29.11
Opponents: 12, Philadelphia, 8.3.12

Points Scored

SHARKS: 73 at Arizona on 8.12.11
Opponents: 89, Philadelphia, 8.3.12

All-Purpose Yards

SHARKS: 564 vs. Tampa Bay on 8.3.13
Opponents: 504, Philadelphia, 8.23.15

Longest Field Goal

SHARKS: 51 vs. Georgia on 7.28.12
Opponents: 22, Philadelphia, 8.3.12

Tackles

SHARKS: 32 vs. Orlando on 7.29.11
Opponents: 38.5, Arizona on 8.12.11

Interceptions

SHARKS: 2, 3x, most recently at Philadelphia on 8.23.15
Opponents: 3, Philadelphia, 8.3.12

Defensive Touchdowns

SHARKS: 1, 3x, most recently vs. Philadelphia on 8.10.13
Opponents: 1, 4x, most recently by San Jose, 8.29.15

JACKSONVILLE SHARKS

THE LAST TIME IT HAPPENED (REGULAR SEASON)

INDIVIDUAL PERFORMANCES

350 Yard Passer

SHARKS: 393, Tommy Grady at Orlando on 8.1.15
Opponents: 390, Nick Davila, Arizona, 4.23.16

400 Yard Passer

SHARKS: 419, Aaron Garcia at Kansas City on 7.15.11
Opponents: 401, Mark Grieb, San Jose, 7.1.11

7+ Touchdown Passes

SHARKS: 8, Tommy Grady vs. Tampa Bay on 7.30.16
Opponents: 9, Nick Davila, Arizona, 7.9.16

150 Yard Receiver

SHARKS: 170, Joe Hills at Arizona on 7.9.16
Opponents: 167, Ryan McDaniel, Philadelphia 6.4.16

Two or More 100-Yard Receivers in One Game

SHARKS: at Arizona on 7.9.16
Joe Hills (170), Tiger Jones (112)
Opponents: Los Angeles, 7.23.16
Donovan Morgan (117), Justin Wilson (105)

10+ Receptions

SHARKS: 11, Joe Hills and 10, Tiger Jones at Arizona on 7.9.16
Opponents: 13, Donovan Morgan and 11, Justin Wilson, Los Angeles, 7.23.16

3+ Receiving Touchdowns

SHARKS: 4, Joe Hills vs. Tampa Bay on 7.30.16
Opponents: 6, Rod Windsor, Arizona, 7.9.16

10+ Rushes

SHARKS: 14, Derrick Ross vs. Los Angeles on 7.23.16
Opponents: 11, Roosevelt Falls, New Orleans, 8.8.15

3+ Rushing Touchdowns

SHARKS: 3, Derrick Ross vs. Los Angeles on 7.23.16
Opponents: 3, Arvell Nelson, Cleveland, 5.7.16

50+ Rushing Yards

SHARKS: 64, Derrick Ross vs. Los Angeles on 7.23.16
Opponents: 58, Derrick Ross, Philadelphia, 4.19.14

2+ Field Goals Made

SHARKS: 2, Julian Rauch vs. Philadelphia on 5.16.15
Opponents: 2, Ernesto Lacayo, Portland, 7.16.16

Kickoff Return for Touchdown

SHARKS: Reggie Gray vs. Philadelphia on 6.4.16
Opponents: Shaune Boyle, Portland, 7.16.16

Missed FG Return for Touchdown

SHARKS: Jeff Hughley vs. New Orleans on 4.12.13
Opponents: Brandon Thompkins, Orlando, 4.18.16

2+ Interceptions

SHARKS: 2, Greg Reid at Orlando on 5.27.16
Opponents: 2, Eric Crocker, Portland, 4.26.14

Interception Return for Touchdown

SHARKS: Greg Reid and Jordan Miller at Tampa Bay on 6.11.16
Opponents: Terence Moore and Nick Taylor, Orlando, 8.1.15

Fumble Return for Touchdown

SHARKS: Greg Reid at Tampa Bay on 6.11.16
Opponents: Nick Addison, Tampa Bay, 7.30.16

Safety

SHARKS: Scooter Berry vs. Orlando on 6.6.15
Opponents: TEAM, Orlando, 6.18.16

200+ All-Purpose Yards

SHARKS: 214, Reggie Gray at Arizona on 7.9.16
Opponents: 241, Kendrick Ings, Tampa Bay, 7.30.16

2+ Sacks

SHARKS: 2.0, Joe Sykes vs. Orlando on 6.6.15
Opponents: 3.0, Derrick Summers, Spokane, 6.7.14

10+ Tackles

SHARKS: 13.5, Greg Reid vs. Los Angeles on 7.23.16
Opponents: 12.0, Jeremy Kelleem, Arizona, 7.9.16

TEAM PERFORMANCES

400+ Offensive Yards

SHARKS: 413 at Kansas City on 7.15.11
Opponents: 419 by Arizona on 4.23.16

50+ Rushing Yards

SHARKS: 72 vs. Los Angeles on 7.23.16
Opponents: 51 by Orlando on 8.1.15

60+ Points

SHARKS: 67 at Arizona on 7.9.16
Opponents: 69 by Arizona on 7.9.16

70+ Points

SHARKS: 74 vs. Philadelphia on 7.18.15
Opponents: 75 by Arizona on 4.23.16

40 or Fewer Points

SHARKS: 34 vs. Orlando on 6.18.16
Opponents: 35 by Tampa Bay on 7.30.16

30 or Fewer Points

SHARKS: 28 at Tampa Bay on 5.2.15
Opponents: 27 by Tampa Bay on 5.1.16

Win by 20 or more Points

SHARKS: 33 at Tampa Bay on 6.11.16
Opponents: 25 by Los Angeles on 4.2.16

Win by 3 or Fewer Points

SHARKS: 3 at Orlando on 5.27.16
Opponents: 2 by Portland on 7.16.16

Overtime Win

SHARKS: never
Opponents: Arizona on 4.23.16

3+ Sacks

SHARKS: 4 vs. Tampa Bay on 7.30.16
Opponents: 3 by Cleveland on 6.25.16

3+ Interceptions

SHARKS: 4 vs. Portland on 5.21.16
Opponents: 3 by Portland on 4.26.14

2+ Defensive Scores

SHARKS: 3 (interception return x2, fumble return) at Tampa Bay on 6.11.16
Opponents: 2 (interception return x2) by Orlando on 8.1.15

2+ Special Teams Touchdowns

SHARKS: 2 (kickoff return x2) vs. Cleveland on 6.27.15
Opponents: 2 (kickoff return, field goal return) by Orlando on 4.18.16

JACKSONVILLE SHARKS

RECORDS AND INDIVIDUAL MILESTONES SET IN 2016

FRANCHISE RECORDS

In Week 9 against Orlando, wide receiver **Joe Hills** racked up eight touchdown receptions, breaking the previous franchise record of six that he previously shared.

In Week 11 against Tampa Bay, the Sharks scored three defensive touchdowns for the first time in franchise history. **Greg Reid** and **Jordan Miller** each returned an interception for a touchdown, while Reid also brought back a fumble for a score.

In Week 15 against Arizona, **QB Tommy Grady** set a new franchise single-game record with 10 touchdown passes.

In Week 15 against Arizona, **WR Joe Hills** surpassed Jomo Wilson's previous franchise record of 44 receiving touchdowns in a single season. Hills finished the regular season with 58 touchdowns.

In Week 17 against Los Angeles, **WR Joe Hills** broke his own franchise record for receptions in a single season. Hills finished the 2016 campaign with 161 catches, surpassing his total of 150 recorded in 2015.

In Week 17 against Los Angeles, **DB Greg Reid** set a new single-game franchise record with 13.5 total tackles.

INDIVIDUAL MILESTONES

QB Tommy Grady passed the 30,000-yard and 700-touchdown marks during the 2016 season. Grady became the ninth and eighth player in AFL history to reach those respective milestones.

En route to his record-breaking season, **WR Joe Hills** recorded his 600th career reception, his 150th career touchdown and crossed the 7,000-yard mark. Hills also became only the second player in Sharks franchise history to record 2,000 or more receiving yards in a single season.

WR Tiger Jones became just the fourth player in AFL history to record 1,000 or more career receptions. Jones later went on to pass Lawrence Samuels and move into third place on the AFL's all-time list. In the process, Jones crossed the 14,000-yard mark, becoming just the third player to reach that total.

FB Derrick Ross became the first player in AFL history to surpass 3,000 career rushing yards.

DB Greg Reid set new career highs with 101.5 tackles and 27 pass breakups this season.

DB LaRoche Jackson matched a career high with six interceptions this season.

WR Reggie Gray made his Shark debut against Philadelphia in Week 10. In that game, Gray caught his first touchdown and returned his first kickoff for a score in a Jacksonville uniform.

WR Roger Jackson caught his first touchdown as a Shark in Week 1 at Los Angeles.

DB David Hyland made his Shark debut in Week 1 against Los Angeles.

MLB Dexter Jackson recorded his first sack as a Shark in Week 3 against Orlando. Jackson went on to set a new career high with 6.5 tackles for loss.

DL Khreem Smith recorded his first sack as a Shark in Week 3 against Orlando.

DL Anthony DeGrate recorded his first sack as a Shark in Week 3 against Orlando.

DL Laith Wallschleger made his AFL debut against Los Angeles in Week 1.

DB Keon Lyn made his AFL debut against Philadelphia in Week 2.

WR Andrew Robustelli made his AFL debut against Cleveland in Week 6, then went on to catch his first career touchdown against Arizona in Week 15.

K Lindsey Wolfe made his AFL debut in Week 9 against Orlando.

DL Jordan Miller made his AFL debut in Week 11 at Tampa Bay. In that game, Miller returned an interception for his first career touchdown. He went on to record his first career sack in Week 17 against Los Angeles.

DL Keith Bowers made his AFL debut in Week 16 against Portland. He then recorded his first career sack in Week 18 against Tampa Bay.

JACKSONVILLE SHARKS

SITUATIONAL RECORDS

| Category | All-Time Reg. | All-Time Post. | 2016 Reg. | 2016 Post. | 2015 Reg. | 2015 Post. |
|----------------------------|--------------------------|---------------------------|----------------------|-----------------------|----------------------|-----------------------|
| Home | 41-21 | 4-2 | 3-5 | 0-0 | 7-2 | 0-0 |
| Away | 31-29 | 3-2 | 4-4 | 0-0 | 3-6 | 2-1 |
| Inside Florida | 50-29 | 5-2 | 6-5 | 0-0 | 7-5 | 1-0 |
| Outside Florida | 22-21 | 2-2 | 1-4 | 0-0 | 3-3 | 1-1 |
| Thursday | 0-1 | 0-0 | 0-0 | 0-0 | 0-0 | 0-0 |
| Friday | 22-9 | 2-2 | 1-0 | 0-0 | 1-3 | 0-0 |
| Saturday | 45-36 | 3-2 | 4-8 | 0-0 | 8-4 | 1-1 |
| Sunday | 3-2 | 1-0 | 1-0 | 0-0 | 1-1 | 1-0 |
| Monday | 2-2 | 1-0 | 1-1 | 0-0 | 0-0 | 0-0 |
| March | 6-5 | 0-0 | 0-0 | 0-0 | 0-1 | 0-0 |
| April | 14-12 | 0-0 | 1-3 | 0-0 | 1-3 | 0-0 |
| May | 19-10 | 0-0 | 3-1 | 0-0 | 4-1 | 0-0 |
| June | 15-13 | 0-0 | 1-3 | 0-0 | 2-1 | 0-0 |
| July | 18-10 | 2-0 | 2-2 | 0-0 | 3-2 | 0-0 |
| August | 0-0 | 5-4 | 0-0 | 0-0 | 0-0 | 2-1 |
| 2 PM ET Kickoff | 1-0 | 0-0 | 1-0 | 0-0 | 0-0 | 0-0 |
| 4 PM ET Kickoff | 1-2 | 0-0 | 0-0 | 0-0 | 0-1 | 0-0 |
| 5 PM ET Kickoff | 1-0 | 1-0 | 1-0 | 0-0 | 0-0 | 1-0 |
| 6 PM ET Kickoff | 2-1 | 0-0 | 0-0 | 0-0 | 1-0 | 0-0 |
| 7 PM ET Kickoff | 37-22 | 2-2 | 4-5 | 0-0 | 7-2 | 0-1 |
| 7:30 PM ET Kickoff | 4-5 | 1-0 | 1-1 | 0-0 | 0-1 | 1-0 |
| 8 PM ET Kickoff | 23-9 | 2-2 | 0-0 | 0-0 | 2-3 | 0-0 |
| 8:30 PM ET Kickoff | 1-0 | 1-0 | 0-0 | 0-0 | 0-0 | 0-0 |
| 9 PM ET Kickoff | 1-4 | 0-0 | 0-1 | 0-0 | 0-0 | 0-0 |
| 9:30 PM ET Kickoff | 0-2 | 0-0 | 0-1 | 0-0 | 0-0 | 0-0 |
| 10 PM ET Kickoff | 0-5 | 0-0 | 0-1 | 0-0 | 0-1 | 0-0 |
| Red Jersey | 28-10 | 4-2 | 2-4 | 0-0 | 4-1 | 0-0 |
| White Jersey | 32-30 | 3-2 | 4-5 | 0-0 | 4-7 | 2-1 |
| Black Jersey | 8-7 | 0-0 | 0-0 | 0-0 | 1-0 | 0-0 |
| Military Jersey | 4-2 | 0-0 | 1-0 | 0-0 | 1-0 | 0-0 |
| White Pants | 24-18 | 3-1 | 1-4 | 0-0 | 1-2 | 2-1 |
| Black Pants | 17-12 | 1-0 | 0-0 | 0-0 | 6-1 | 0-0 |
| Red Pants | 30-19 | 3-3 | 5-5 | 0-0 | 3-5 | 0-0 |
| Battle Red (All Red) | 15-7 | 3-2 | 3-4 | 0-0 | 1-1 | 0-0 |
| All White | 12-13 | 2-1 | 1-4 | 0-0 | 1-2 | 2-1 |
| All Black | 5-5 | 0-0 | 0-0 | 0-0 | 1-0 | 0-0 |
| White Helmets | 9-14 | 0-0 | 4-7 | 0-0 | 3-3 | 0-0 |
| Sharks Score First | 44-18 | 5-4 | 4-4 | 0-0 | 4-4 | 2-1 |
| Opponents Score First | 28-32 | 2-0 | 3-5 | 0-0 | 6-4 | 0-0 |
| Leading After 1st Quarter | 43-9 | 4-1 | 3-1 | 0-0 | 6-2 | 2-1 |
| Trailing After 1st Quarter | 18-32 | 3-3 | 2-5 | 0-0 | 3-3 | 0-0 |
| Tied After 1st Quarter | 11-9 | 0-0 | 2-3 | 0-0 | 1-3 | 0-0 |
| Leading at Halftime | 59-12 | 5-2 | 7-2 | 0-0 | 7-1 | 2-1 |
| Trailing at Halftime | 10-33 | 2-2 | 0-4 | 0-0 | 3-7 | 0-0 |
| Tied at Halftime | 2-5 | 0-0 | 0-3 | 0-0 | 0-0 | 0-0 |
| Leading After 3rd Quarter | 61-7 | 5-1 | 7-3 | 0-0 | 8-0 | 2-0 |
| Trailing After 3rd Quarter | 7-39 | 2-3 | 0-4 | 0-0 | 2-8 | 0-1 |
| Tied After 3rd Quarter | 4-4 | 0-0 | 0-2 | 0-0 | 0-0 | 0-0 |
| Leading 1 Min Warning | 64-7 | 5-0 | 7-4 | 0-0 | 10-0 | 2-0 |
| Trailing 1 Min Warning | 4-42 | 1-4 | 0-5 | 0-0 | 0-7 | 0-1 |
| Tied 1 min Warning | 2-1 | 1-0 | 0-0 | 0-0 | 0-1 | 0-0 |
| Overtime | 0-2 | 0-0 | 0-1 | 0-0 | 0-0 | 0-0 |
| Score 30 or Less | 0-4 | 0-0 | 0-0 | 0-0 | 0-1 | 0-0 |
| Score 31-40 | 4-10 | 0-1 | 1-3 | 0-0 | 1-0 | 0-0 |
| Score 41-50 | 12-19 | 0-1 | 1-2 | 0-0 | 2-4 | 0-1 |
| Score 51-60 | 21-9 | 2-1 | 3-2 | 0-0 | 2-3 | 1-0 |
| Score 61+ | 35-8 | 5-1 | 2-2 | 0-0 | 5-0 | 1-0 |
| Allow 30 or Less | 13-0 | 0-0 | 1-0 | 0-0 | 2-0 | 0-0 |
| Allow 31-40 | 17-2 | 1-0 | 4-0 | 0-0 | 2-0 | 1-0 |
| Allow 41-50 | 25-5 | 1-0 | 1-3 | 0-0 | 4-0 | 0-0 |
| Allow 51-60 | 13-15 | 3-0 | 1-2 | 0-0 | 1-2 | 1-0 |
| Allow 61+ | 3-28 | 2-4 | 0-4 | 0-0 | 1-6 | 0-1 |
| On Local Television | 19-11 | 1-0 | 0-0 | 0-0 | 0-0 | 0-0 |
| On National Television | 17-14 | 3-3 | 2-6 | 0-0 | 3-1 | 1-1 |

JACKSONVILLE SHARKS

SHARKS VS. OPPOSITION (ALL-TIME)

| Team | All Time | | 2016 | | 2015 | | Home | Away | Streak | Last Meeting | |
|--|----------|-------|------|-------|------|-------|-------|-------|--------|-------------------------|---------|
| | Reg. | Post. | Reg. | Post. | Reg. | Post. | | | | Home | Away |
| Arizona Rattlers | 0-7 | 1-0 | 0-2 | 0-0 | 0-0 | 0-0 | 0-4 | 1-3 | L5 | 7.9.16 | L 67-69 |
| Cleveland Gladiators | 8-3 | 0-0 | 0-2 | 0-0 | 2-0 | 0-0 | 5-1 | 3-2 | L2 | 6.25.16 | L 47-48 |
| Los Angeles KISS | 3-1 | 0-0 | 1-1 | 0-0 | 1-0 | 0-0 | 2-0 | 1-1 | W1 | 7.23.16 | W 46-32 |
| Orlando Predators | 9-8 | 2-1 | 1-2 | 0-0 | 1-2 | 1-0 | 6-5 | 5-4 | L1 | 6.18.16 | L 34-44 |
| Philadelphia Soul | 5-5 | 1-2 | 1-1 | 0-0 | 2-1 | 1-0 | 2-3 | 4-4 | L1 | 6.4.16 | L 42-56 |
| Portland Thunder | 1-3 | 0-0 | 1-1 | 0-0 | 0-1 | 0-0 | 1-1 | 0-2 | L1 | 7.16.16 | L 53-55 |
| Tampa Bay Storm | 12-4 | 1-0 | 3-0 | 0-0 | 1-2 | 0-0 | 8-0 | 5-4 | W4 | 7.30.16 | W 54-35 |
| Sharks vs. American Conference | 55-25 | 6-3 | 5-3 | 0-0 | 8-6 | 2-0 | 34-11 | 25-17 | W1 | 7.30.16 vs. Tampa Bay | |
| Sharks vs. National Conference | 18-25 | 1-1 | 2-6 | 0-0 | 2-2 | 0-1 | 12-11 | 6-15 | W1 | 7.23.16 vs. Los Angeles | |
| <i>Alabama Vipers</i> | 1-1 | 0-0 | N/A | N/A | N/A | N/A | 1-0 | 0-1 | W1 | 7.3.10 | W 62-47 |
| <i>Bossier-Shreveport Battle Wings</i> | 1-0 | 0-0 | N/A | N/A | N/A | N/A | 0-0 | 1-0 | W1 | 7.24.10 | W 48-20 |
| <i>Chicago Rush</i> | 1-0 | 0-0 | N/A | N/A | 0-0 | 0-0 | 0-0 | 1-0 | W1 | 6.4.10 | W 64-56 |
| <i>Dallas Vigilantes</i> | 1-1 | 0-0 | N/A | N/A | N/A | N/A | 1-1 | 0-0 | L1 | 7.9.11 | L 70-75 |
| <i>Georgia Force</i> | 2-2 | 1-0 | N/A | N/A | N/A | N/A | 3-1 | 1-1 | L2 | 6.9.12 | L 39-56 |
| <i>Iowa Barnstormers</i> | 4-0 | 0-0 | 1-0 | 0-0 | 1-0 | 0-0 | 3-0 | 1-0 | W4 | 5.10.14 | W 68-48 |
| <i>Kansas City Command</i> | 1-1 | 0-0 | N/A | N/A | N/A | N/A | 0-0 | 1-1 | W1 | 3.16.12 | W 52-28 |
| <i>Las Vegas Outlaws</i> | 1-0 | 0-0 | 1-0 | 0-0 | 1-0 | N/A | 1-0 | 0-0 | W1 | 4.24.15 | W 60-28 |
| <i>Milwaukee Mustangs</i> | 2-0 | 0-0 | N/A | N/A | N/A | N/A | 2-0 | 0-0 | W2 | 7.6.12 | W 50-32 |
| <i>New Orleans VooDoo</i> | 8-3 | 0-0 | 2-1 | 0-0 | 2-1 | 0-0 | 4-1 | 4-2 | W2 | 8.8.15 | W 36-33 |
| <i>Oklahoma City Yard Dawgz</i> | 1-0 | 0-0 | N/A | N/A | N/A | N/A | 0-0 | 1-0 | W1 | 4.3.10 | W 54-38 |
| <i>Pittsburgh Power</i> | 4-1 | 0-0 | 0-1 | 0-0 | 0-1 | 0-0 | 1-1 | 3-0 | L1 | 6.28.14 | L 48-64 |
| <i>San Antonio Talons</i> | 3-1 | 0-0 | 2-0 | 0-0 | 2-0 | 0-0 | 2-0 | 1-1 | W2 | 7.6.14 | W 62-34 |
| <i>San Jose SaberCats</i> | 0-3 | 0-1 | 0-1 | 0-0 | 0-1 | 0-1 | 0-2 | 0-2 | L4 | 8.29.15 | L 47-68 |
| <i>Spokane Shock</i> | 3-4 | 0-0 | 0-0 | 0-0 | 0-0 | 0-0 | 3-2 | 0-2 | W1 | 6.7.14 | W 34-28 |
| <i>Utah Blaze</i> | 1-2 | 0-0 | 0-1 | 0-0 | 0-1 | 0-0 | 0-1 | 1-1 | L2 | 6.15.13 | L 55-62 |
| Sharks vs. South Division^ | 26-15 | 2-1 | 2-4 | 0-0 | 2-5 | 1-0 | 18-5 | 11-11 | W1 | 8.15.15 at Orlando | |
| Sharks vs. East Division^ | 20-7 | 0-2 | 6-2 | 0-0 | 1-3 | 1-0 | 10-3 | 11-6 | W6 | 8.23.15 at Philadelphia | |
| Sharks vs. Pacific Division^ | 1-3 | 0-0 | 0-2 | 0-0 | 1-1 | 0-1 | 1-2 | 0-2 | L2 | 8.29.15 at San Jose | |
| Sharks vs. West Division^ | 8-13 | 1-0 | 2-0 | 0-0 | 3-2 | 0-0 | 5-7 | 4-6 | W4 | 5.31.15 vs. Los Angeles | |
| Sharks vs. Southwest Division^ | 4-0 | 0-0 | N/A | N/A | N/A | N/A | 2-0 | 2-0 | W4 | 7.24.10 vs. Shreveport | |
| Sharks vs. Central Division^ | 4-3 | 0-0 | 1-1 | 0-0 | 1-1 | 0-0 | 3-0 | 1-3 | L1 | 5.11.13 @ San Antonio | |
| Sharks vs. Midwest Division^ | 2-0 | 0-0 | N/A | N/A | 2-0 | 0-0 | 1-0 | 1-0 | W2 | 6.4.10 @ Chicago | |

Notes

Teams listed in italics not currently active in AFL

^Indicates division that no longer exists due to realignment

SHARKS ALL-TIME INDIVIDUAL AWARDS

UBU Sports Head Coach of the Year

2010 - Les Moss

Russell Athletic Offensive Player of the Year

2011 - Aaron Garcia

All-Arena First Team

2011 - QB Aaron Garcia
 2011 - DB Micheaux Robinson
 2011 - OL Randy Degg
 2012 - MLB Aaron Robbins
 2013 - DB Terrance Smith

All-Arena Second Team

2010 - DB Micheaux Robinson
 2011 - DL Derrick Summers
 2012 - DL Scooter Berry
 2013 - MLB Aaron Robbins
 2013 - DL Jerry Turner
 2013 - WR Jeron Harvey

SHARKS ALL-TIME LONGEST STREAKS

Longest Winning Streak

13 Games* - March 18, 2011 to July 1, 2011

Longest Losing Streak

4 Games - 2x, most recently June 18, 2016 to July 16, 2016

Longest Winning Streak vs. Single Opponent

7 Games - vs. Orlando^ (2011-2013)

* Established all-time AFL record, which was later broken by the Arizona Rattlers in 2014 (14 wins).

^ Includes postseason

JACKSONVILLE SHARKS

SHARKS VS. OPPOSITION (ALL-TIME)

*Denotes playoff game

Alabama Vipers (2010)

| | | | |
|-----------------|--------|---|-------|
| at Alabama | 4.9.10 | L | 49-63 |
| vs Alabama | 7.3.10 | W | 62-47 |
| Regular Season: | 1-1 | | |
| Home: | 1-0 | | |
| Away: | 0-1 | | |

Arizona Rattlers (1992-Present)

| | | | |
|------------------|---------|---|------------|
| vs Arizona | 6.26.10 | L | 50-66 |
| at Arizona | 3.12.11 | L | 52-55 |
| at Arizona* | 8.12.11 | W | 73-70 |
| vs. Arizona | 5.4.13 | L | 48-58 |
| at Arizona | 4.5.14 | L | 38-63 |
| vs Arizona | 5.3.14 | L | 61-70 |
| vs Arizona | 4.23.16 | L | 68-75 (OT) |
| at Arizona | 7.9.16 | L | 67-69 |
| Regular Season: | 0-7 | | |
| Playoffs: | 1-0 | | |
| Home (Reg.): | 0-4 | | |
| Away (Reg.): | 0-3 | | |
| Away (Playoffs): | 1-0 | | |

Bossier-Shreveport Battle Wings (2010)

| | | | |
|-----------------------|---------|---|-------|
| at Bossier-Shreveport | 7.24.10 | W | 48-20 |
| Regular Season: | 1-0 | | |
| Away: | 1-0 | | |

Chicago Rush (2001-2013)

| | | | |
|-----------------|--------|---|-------|
| at Chicago | 6.4.10 | W | 64-56 |
| Regular Season: | 1-0 | | |
| Away: | 0-1 | | |

Cleveland Gladiators (2008, 2010-Present)

| | | | |
|-----------------|---------|---|-------|
| vs Cleveland | 5.22.10 | W | 46-44 |
| vs Cleveland | 4.23.11 | W | 56-42 |
| at Cleveland | 4.21.12 | W | 54-49 |
| vs Cleveland | 6.23.12 | W | 56-42 |
| at Cleveland | 4.6.13 | W | 66-49 |
| vs Cleveland | 6.22.13 | W | 43-41 |
| at Cleveland | 7.19.14 | L | 20-62 |
| at Cleveland | 5.9.15 | W | 46-43 |
| vs Cleveland | 6.27.15 | W | 74-41 |
| at Cleveland | 5.7.16 | L | 40-41 |
| vs Cleveland | 6.25.16 | L | 47-48 |
| Regular Season: | 8-3 | | |
| Home: | 5-1 | | |
| Away: | 3-2 | | |

Dallas Vigilantes (2010-11)

| | | | |
|-----------------|---------|---|-------|
| vs Dallas | 5.14.10 | W | 70-49 |
| vs Dallas | 7.9.11 | L | 70-75 |
| Regular Season: | 1-1 | | |
| Home: | 1-1 | | |

Georgia Force (2002-2008, 2011-2012)

| | | | |
|-----------------|---------|---|-------|
| vs Georgia | 3.18.11 | W | 71-57 |
| at Georgia | 5.21.11 | W | 62-55 |
| vs Georgia* | 8.8.11 | W | 64-55 |
| vs Georgia | 3.24.12 | L | 41-69 |
| at Georgia | 6.9.12 | L | 39-56 |
| vs Georgia | 7.28.12 | W | 58-56 |
| Regular Season: | 2-0 | | |
| Playoffs: | 1-0 | | |
| Home: | 2-1 | | |
| Away: | 1-1 | | |

Iowa Barnstormers (2010-2014)

| | | | |
|-----------------|---------|---|-------|
| vs Iowa | 5.13.11 | W | 79-27 |
| vs Iowa | 5.19.12 | W | 55-19 |
| vs Iowa | 4.19.13 | W | 40-34 |
| at Iowa | 5.10.14 | W | 68-48 |
| Regular Season: | 4-0 | | |
| Home: | 3-0 | | |
| Away: | 1-0 | | |

Kansas City Command (2011-2012)

| | | | |
|-----------------|---------|---|------------|
| at Kansas City | 7.15.11 | L | 48-49 (OT) |
| at Kansas City | 3.16.12 | W | 52-28 |
| Regular Season: | 1-1 | | |
| Away: | 1-1 | | |

Las Vegas Outlaws (2015-Present)

| | | | |
|-----------------|---------|---|-------|
| vs Las Vegas | 4.24.15 | W | 60-28 |
| Regular Season: | 1-0 | | |
| Home: | 1-0 | | |

Los Angeles KISS (2014-Present)

| | | | |
|-----------------|---------|---|-------|
| vs Los Angeles | 7.26.14 | W | 53-36 |
| at Los Angeles | 5.31.15 | W | 41-35 |
| at Los Angeles | 4.2.16 | L | 39-64 |
| vs Los Angeles | 7.23.16 | W | 46-32 |
| Regular Season: | 3-1 | | |
| Home: | 2-0 | | |
| Away: | 1-1 | | |

Milwaukee Mustangs (1994-2001, 2011-2012)

| | | | |
|-----------------|---------|---|-------|
| vs Milwaukee | 6.18.11 | W | 62-47 |
| vs Milwaukee | 7.6.12 | W | 50-32 |
| Regular Season: | 2-0 | | |
| Home: | 2-0 | | |

New Orleans VooDoo (2004-2008, 2011-Present)

| | | | |
|-----------------|---------|---|-------|
| vs New Orleans | 3.26.11 | W | 64-33 |
| at New Orleans | 6.3.11 | W | 62-55 |
| vs New Orleans | 5.4.12 | W | 41-37 |
| at New Orleans | 6.30.12 | L | 55-65 |
| vs New Orleans | 4.12.13 | W | 76-30 |
| at New Orleans | 7.20.13 | W | 58-49 |
| at New Orleans | 6.21.14 | W | 54-13 |
| vs New Orleans | 7.14.14 | L | 35-36 |
| at New Orleans | 3.28.15 | L | 50-51 |
| at New Orleans | 5.23.15 | W | 70-41 |
| vs New Orleans | 8.8.15 | W | 36-33 |
| Regular Season: | 8-2 | | |
| Home: | 4-1 | | |
| Away: | 4-2 | | |

Oklahoma City Yard Dawgz (2010)

| | | | |
|------------------|--------|---|-------|
| at Oklahoma City | 4.3.10 | W | 54-38 |
| Regular Season: | 1-0 | | |
| Away: | 1-0 | | |

JACKSONVILLE SHARKS

SHARKS VS. OPPOSITION (ALL-TIME)

Orlando Predators (1991-Present)

| | | | |
|------------------|---------|---|-------|
| vs Orlando | 4.16.10 | W | 57-31 |
| at Orlando | 6.18.10 | L | 48-70 |
| vs Orlando* | 8.6.10 | L | 69-73 |
| vs Orlando | 4.30.11 | W | 76-55 |
| at Orlando | 6.11.11 | W | 68-67 |
| vs Orlando* | 7.29.11 | W | 63-48 |
| at Orlando | 5.25.12 | W | 55-37 |
| vs Orlando | 7.14.12 | W | 48-30 |
| at Orlando | 5.25.13 | W | 44-41 |
| vs Orlando | 6.29.13 | W | 62-55 |
| at Orlando | 3.16.14 | L | 47-49 |
| vs Orlando | 5.17.14 | L | 50-59 |
| at Orlando | 6.12.14 | L | 48-58 |
| vs Orlando | 4.3.15 | L | 54-55 |
| vs Orlando | 6.6.15 | W | 66-51 |
| at Orlando | 8.1.15 | L | 50-64 |
| at Orlando* | 8.15.15 | W | 55-33 |
| vs Orlando | 4.18.16 | L | 56-63 |
| at Orlando | 5.27.16 | W | 59-56 |
| vs Orlando | 6.18.16 | L | 34-44 |
| Regular Season: | 9-8 | | |
| Playoffs: | 2-1 | | |
| Home (Reg.): | 5-4 | | |
| Away (Reg.): | 4-4 | | |
| Home (Playoffs): | 1-1 | | |
| Away (Playoffs): | 1-0 | | |

Philadelphia Soul (2004-2008, 2011-Present)

| | | | |
|------------------|---------|---|-------|
| at Philadelphia | 5.6.11 | W | 58-42 |
| at Philadelphia | 5.12.12 | L | 38-56 |
| vs Philadelphia | 6.16.12 | L | 27-62 |
| at Philadelphia* | 8.3.12 | L | 34-89 |
| at Philadelphia | 4.27.13 | W | 55-53 |
| vs Philadelphia* | 8.10.13 | L | 59-75 |
| at Philadelphia | 4.9.14 | L | 41-54 |
| at Philadelphia | 4.12.15 | L | 52-63 |
| vs Philadelphia | 5.16.15 | W | 55-47 |
| vs Philadelphia | 7.18.15 | W | 74-67 |
| at Philadelphia* | 8.23.16 | W | 61-56 |
| at Philadelphia | 4.11.16 | W | 59-41 |
| vs Philadelphia | 6.4.16 | L | 42-56 |
| Regular Season: | 5-5 | | |
| Playoffs: | 1-2 | | |
| Home (Reg.): | 2-2 | | |
| Away (Reg.): | 3-3 | | |
| Home (Playoffs): | 0-1 | | |
| Away (Playoffs): | 1-1 | | |

Pittsburgh Power (2011-2014)

| | | | |
|-----------------|---------|---|-------|
| at Pittsburgh | 4.16.11 | W | 65-40 |
| vs Pittsburgh | 7.20.12 | W | 64-39 |
| at Pittsburgh | 3.29.13 | W | 61-35 |
| vs Pittsburgh | 6.1.13 | W | 70-48 |
| vs Pittsburgh | 6.28.14 | L | 48-64 |
| Regular Season: | 4-1 | | |
| Home: | 1-1 | | |
| Away: | 3-0 | | |

Portland Thunder / Steel (2014-Present)

| | | | |
|-----------------|---------|---|-------|
| vs Portland | 4.26.14 | L | 62-69 |
| at Portland | 7.11.15 | L | 48-72 |
| vs Portland | 5.21.16 | W | 71-34 |
| at Portland | 7.16.16 | L | 53-55 |
| Regular Season: | 1-3 | | |
| Home: | 1-1 | | |
| Away: | 0-2 | | |

San Antonio/Tulsa Talons (2010-2014)

| | | | |
|-----------------|---------|---|-------|
| vs Tulsa | 5.1.10 | W | 62-60 |
| at San Antonio | 5.11.13 | L | 30-34 |
| vs San Antonio | 3.29.14 | W | 63-22 |
| at San Antonio | 7.6.14 | W | 62-34 |
| Regular Season: | 3-1 | | |
| Home: | 2-0 | | |
| Away: | 1-1 | | |

San Jose SaberCats (1995-2008, 2011-Present)

| | | | |
|-----------------|---------|---|-------|
| at San Jose | 7.1.11 | L | 70-83 |
| vs San Jose | 5.18.13 | W | 57-36 |
| vs San Jose | 4.17.15 | L | 48-68 |
| Regular Season: | 0-3 | | |
| Home: | 0-2 | | |
| Away: | 0-1 | | |

Spokane Shock (2010-Present)

| | | | |
|-----------------|---------|---|-------|
| at Spokane | 5.29.10 | L | 57-67 |
| vs Spokane | 7.30.10 | W | 64-49 |
| vs Spokane | 7.22.12 | W | 75-56 |
| vs Spokane | 4.28.12 | L | 48-56 |
| at Spokane | 6.8.13 | L | 41-76 |
| vs Spokane | 7.13.13 | L | 40-62 |
| vs Spokane | 6.7.14 | W | 34-28 |
| Regular Season: | 2-4 | | |
| Home: | 2-2 | | |
| Away: | 0-2 | | |

Tampa Bay Storm (1987-Present)

| | | | |
|------------------|---------|---|-------|
| at Tampa Bay | 5.7.10 | W | 46-43 |
| vs Tampa Bay | 7.17.10 | W | 49-47 |
| at Tampa Bay | 4.1.11 | W | 54-30 |
| vs Tampa Bay | 6.25.11 | W | 66-41 |
| at Tampa Bay | 3.30.12 | L | 69-71 |
| vs Tampa Bay | 6.2.12 | W | 71-61 |
| at Tampa Bay | 3.23.13 | W | 64-55 |
| vs Tampa Bay | 7.27.13 | W | 52-44 |
| vs Tampa Bay | 8.3.13 | W | 69-62 |
| vs Tampa Bay | 4.11.14 | W | 60-41 |
| at Tampa Bay | 5.24.14 | L | 35-56 |
| at Tampa Bay | 5.2.15 | L | 28-63 |
| at Tampa Bay | 6.12.15 | L | 56-63 |
| vs Tampa Bay | 7.25.15 | W | 63-16 |
| at Tampa Bay | 5.1.16 | W | 33-27 |
| at Tampa Bay | 6.11.16 | W | 67-34 |
| vs Tampa Bay | 7.30.16 | W | 54-35 |
| Regular Season: | 12-4 | | |
| Playoffs: | 1-0 | | |
| Home (Reg.): | 7-0 | | |
| Away (Reg.): | 5-4 | | |
| Home (Playoffs): | 1-0 | | |

Utah Blaze (2006-2013)

| | | | |
|-----------------|---------|---|-------|
| at Utah | 7.10.10 | W | 67-56 |
| vs Utah | 4.13.12 | L | 67-75 |
| at Utah | 6.15.13 | L | 55-62 |
| Regular Season: | 1-2 | | |
| Home: | 0-1 | | |
| Away: | 1-1 | | |

JACKSONVILLE SHARKS

SHARKS ALL-TIME ROSTER

BY NUMBER

#0
Aaron Robbins (2014)

#1
Micheaux Robinson (2010-11, 2013-15)
Daylan Walker (2012)
Reggie Gray (2016)

#2
Bill Alford (2010-13)
London Crawford (2014-16)

#3
Jeron Harvey (2010-15)
David Hyland (2016)

#4
Irving Campbell (2010)
Omar Jacobs (2011-12)
Jamaal Fudge (2013)
Kyle Rowley (2013-14)
Charlie Hunt (2014)
Tommy Grady (2015-16)

#5
Dee Webb (2010)
Jeff Hughley (2011, 2013)
Bobby Sewall (2012)
Xavier Brewer (2014)
Demarcus Robinson (2015)
Chris Smith (2015-16)
Micheaux Robinson (2016)

#6
Tremaine Neal (2010)
Charles Frederick (2010)
LaRoche Jackson (2011-12, 2016)
Tracy Belton (2013-14)
Nick Wallace (2014)
Charles Gilbert (2014)
Jeff Hughley (2014)
Keiron Jones (2015)

#7
Patrick Bugg (2010)
Massimo Scaccia (2010)
Todd Hammel (2010)
Marco Capozzoli (2011-13, 2016)
Mardy Gilyard (2014)
Tristan Purifoy (2014)
Jimmy Gordon (2015)
Jamar Howard (2016)

#8
Aaron Garcia (2010-11, 2014)
Aaron Robbins (2012-14)

#9
Justin Parrish (2010-11, 2013-14)
Bryan Evans (2012)
Shamar Graves (2013)
Fabrizio Scaccia (2015)
Xavier Brewer (2015)
Roger Jackson (2016)

#10
Jason Willis (2010)
Terrance Smith (2011-15)
Sean Brackett (2016)

#11
Jason Perry (2010)
Charlie Hunt (2011-12)
Maurice Avery (2013)
Josh Philpart (2013)
Fabrizio Scaccia (2014)
Tiger Jones (2015-16)

#12
Etu Molden (2010)
Aaron Robbins (2011)
Chris Leak (2012)
Collin Drafts (2012)
Lee Chapple (2013)
R.J. Archer (2013-14)
Anthony DeGrate (2016)

#14
Bernard Morris (2010, 2012-13)
Chris Kuck (2011)
Kevin Concepcion (2011)
Alex Carder (2014-15)
Lee Chapple (2014-15)
Lindsey Wolfe (2016)

#15
Jomo Wilson (2010-11, 2014)
David Howard (2012)
Jarvis Williams (2013)
Kyle Rowley (2013)
Jamaal Fudge (2013)
Prechae Rodriguez (2015-16)
Keon Lyn (2016)

#17
Alvin Ray Jackson (2015-16)

#18
Dallas Baker (2010)
Bobby Williams (2011)
Shamar Graves (2012)
Markee White (2013)

#19
Sale' Key (2010-11)
V'Keon Lacey (2012)
Josh Philpart (2012)
London Crawford (2013)
Maurice Williams (2014)
Joe Sykes (2015)

#20
RaJohn Myles (2010)
Jerry Brown (2011)
Rendrick Taylor (2012-13)
Jared McGriff-Culver (2014)
Antron Dillon (2016)

#21
Lamar Morgan (2010)
Antonio Smith (2010)
JaVonte Holmes (2011-12)
Dusty Bear (2013)
Brodrick Brown (2014)
Greg Reid (2015-16)

#22
Paul Edinger (2010)
Jamarko Simmons (2011-12)
Matt Marcovelle (2013)
Shamar Graves (2014)
George Baker (2014)
Maurice Dupree (2014)

#25
Carlton Brown (2015)
Johnathan Haggerty (2015)

#28
Julian Rauch (2015)

#31
Kirby Griffin (2010-11)
Ailao Eliapo (2012)
Julian Hartsell (2012)
R.J. Bibbs (2013-14)

#33
Mark Weivoda (2016)
Keith Bowers (2016)

#34
David Richardson (2011)
John Striefsky (2012)
Thomas Mulabah (2014)
Keiron Jones (2014)

#39
Derrick Ross (2015-16)

#40
Pierre Turner (2015)

#42
Caesar Rayford (2015)
Laith Wallschleger (2016)

#43
Mike Lucian (2010)
Melvin Jenkins (2011)
Jimmy Saddler-McQueen (2012)

#44
Neefy Moffett (2010)
Derrick Summers (2011-13)
Jabari Fletcher (2012)
Darnell Carter (2014)

#45
Neil Purvis (2010)
Broderick Stewart (2011)
Brant Clouser (2012)
Rashaad Duncan (2013-14)

#48
Eric Davis (2012)
Dayon Benson (2012)
Brant Clouser (2012-14)

#50
Ray McNeil (2016)

#55
Dexter Jackson (2016)

#56
Henry Taylor (2010)
Vladimir Richard (2011-12)
Jerry Turner (2013-15)

#58
Khreem Smith (2016)

#62
Ray McNeil (2015)

#66
Isaac Morales (2010-14)

#68
Ryan Cave (2016)

#69
Wayne Tribue (2015)
Jordan Miller (2016)

#72
Cornelius Lewis (2015-16)

#74
Jacob Hobbs (2011)
Josh Vernon (2012)
Cornelius Lewis (2013-14)
Roderick Tomlin (2014)

#77
James Clark (2010)
Richard Clebert (2011)
Michael Ola (2012)
Trevis Turner (2013)
Manny Akah (2014)

#78
Qasim Mitchell (2011)
Jason Thomas (2011-12)
Thomas Claiborne (2013)
Chris Jamison (2014)

#81
Joe Hills (2015-16)

#82
Andrew Robustelli (2016)

#91
Nicolas Jean-Baptiste (2015)

#92
Jeff Littlejohn (2010)
Richard Washington (2011)
Scooter Berry (2012)
Reggie Paramoure (2014)

#93
Moqut Ruffins (2015-16)

#94
Randy Degg (2010-11)
T.J. Langley (2012)
Andre Carroll (2012)

#95
Callahan Bright (2010)
Ventrell Jenkins (2011)
Jeff Littlejohn (2012)
Mark Crawford (2013)
James McClinton (2014-15)
Scooter Berry (2015)
Neefy Moffett (2016)

#99
Courtney Young (2010)
Jason Holman (2011-12, 2015-16)
Ayanga Okpokowuruk (2013)

BY NAME

A
Manny Akah (2014)
Bill Alford (2010-13)
R.J. Archer (2013-14)
Maurice Avery (2013)

B
Dallas Baker (2010)
George Baker (2014)
Dusty Bear (2013)
Tracy Belton (2013-14)
Dayon Benson (2012)
Scooter Berry (2012, 2015)
R.J. Bibbs (2013-14)
Bryon Bishop (2011)
Keith Bowers (2016)
Sean Brackett (2016)
Callahan Bright (2010)
Xavier Brewer (2014-15)
Brodrick Brown (2014)
Carlton Brown (2015)
Jerry Brown (2011)
Patrick Bugg (2010)

C
Irving Campbell (2010)
Marco Capozzoli (2011-13, 2016)
Alex Carder (2014-15)
Andre Carroll (2012)
Ryan Cave (2016)
Lee Chapple (2013-15)
Thomas Claiborne (2013)
James Clark (2010)
Richard Clebert (2011)
Brant Clouser (2012-14)
Kevin Concepcion (2011)
Mark Crawford (2013)
London Crawford (2013-16)

D
Eric Davis (2012)
Randy Degg (2010-11)
Anthony DeGrate (2016)
Antron Dillon (2016)
Collin Drafts (2012)
Rashaad Duncan (2013-14)
Maurice Dupree (2014)

E
Paul Edinger (2010)
Ailao Eliapo (2012)
Bryan Evans (2012)

F
Jabari Fletcher (2012)
Charles Frederick (2010)
Jamaal Fudge (2013)

G
Aaron Garcia (2010-11, 2014)
Charles Gilbert (2014)
Mardy Gilyard (2014)
Jimmy Gordon (2015)
Tommy Grady (2015-16)
Shamar Graves (2012-14)
Reggie Gray (2016)
Kirby Griffin (2010-11)

H
Johnathan Haggerty (2015)
Todd Hammel (2010)
Julian Hartsell (2012)
Jeron Harvey (2010-15)
Mike Hicks (2011)
Joe Hills (2015-16)
Jacob Hobbs (2011)
Jason Holman (2011-12, 2015-16)
JaVonte Holmes (2011-12)
David Howard (2012)
Jamar Howard (2016)
Jeff Hughley (2011, 2013-14)
Charlie Hunt (2011-12, 2014)
David Hyland (2016)

JACKSONVILLE SHARKS

SHARKS ALL-TIME ROSTER

J

Alvin Ray Jackson (2015-16)
Dexter Jackson (2016)
LaRoche Jackson (2011-12, 2015-16)
Roger Jackson (2016)
Chris Jamison (2014)
Omar Jacobs (2011-12)
Nicolas Jean-Baptiste (2015)
Melvin Jenkins (2011)
Ventrell Jenkins (2011)
Keiron Jones (2014-15)
Tiger Jones (2015-16)

K

Sale' Key (2010-11)

L

V'Keon Lacey (2012)
T.J. Langley (2012)
Chris Leak (2012)
Cornelius Lewis (2013-16)
Jeff Littlejohn (2010)
Mike Lucian (2010)
Keon Lyn (2016)

M

Matt Marcorelle (2013)
James McClinton (2014-15)
Jared McGriff-Culver (2014)
Ray McNeil (2015-16)
Jordan Miller (2016)
Qasim Mitchell (2011)
Neefy Moffett (2010, 2016)
Etu Molden (2010)
Isaac Morales (2010-14)
Lamar Morgan (2010)
Bernard Morris (2010, 2012-13)
Thomas Mulabah (2014)
RaJohn Myles (2010)

N

Tremaine Neal (2010)

O

Michael Ola (2012)
Ayanga Okpokowuruk (2013)

P

Reggie Paramoure (2014)
Justin Parrish (2010-11, 2013-14)
Josh Philpart (2012-13)
Tristan Purifoy (2014)
Neil Purvis (2010)

R

Julian Rauch (2015)
Caesar Rayford (2015)
Greg Reid (2015-16)
Vladimir Richard (2011-12)
David Richardson (2011)
Aaron Robbins (2011-14)
Demarcus Robinson (2015)
Micheaux Robinson (2010-16)
Andrew Robustelli (2016)
Prechae Rodriguez (2015-16)
Derrick Ross (2015-16)
Kyle Rowley (2013-14)
Moqut Ruffins (2015-16)

S

Jimmy Saddler-McQueen (2012)
Fabrizio Scaccia (2014-15)
Massimo Scaccia (2010)
Bobby Sewall (2012)
Jamarko Simmons (2012)
Antonio Smith (2010)
Chris Smith (2015-16)
Khreem Smith (2016)
Terrance Smith (2011-15)
Broderick Stewart (2011)
John Striefsky (2012, 2016)
Derrick Summers (2011-13)
Joe Sykes (2015)

T

Henry Taylor (2010)
Rendrick Taylor (2012-13)
Jason Thomas (2011-12)
Roderick Tomlin (2014)
Wayne Tribue (2015)
Pierre Turner (2015)
Jerry Turner (2013-15)
Trevis Turner (2013)

V

Josh Vernon (2012)

W

Daylan Walker (2012)
Nick Wallace (2014)
Laith Wallschleger (2016)
Richard Washington (2011)
Dee Webb (2010)
Mark Weivoda (2016)
Markee White (2013)
Bobby Williams (2011)
Maurice Williams (2014)
Jarvis Williams (2013)
Jason Willis (2010)
Jomo Wilson (2010-11, 2014)
Lindsey Wolfe (2016)

Y

Courtney Young (2010)

BY SCHOOL

A

Abilene Christian (1)
Alabama-Birmingham (1)
Albany State (1)
Angelo State (1)
Appalachian State (2)
Arkansas (1)
Arkansas-Pine Bluff (1)
Arkansas State (1)
Arkansas Tech (2)
Auburn (1)
Averett (1)
Avila (1)

B

Baylor (1)
Bethune-Cookman (1)
Boston College (1)
Bowling Green State (1)
Brown (3)
Buffalo (1)

C

California (PA) (2)
Catawba (1)
Central Missouri (1)
Central State (1)
Charleston Southern (1)
Cincinnati (1)
Clark Atlanta (2)
Clemson (3)
Columbia (1)
Concordia (MN) (1)

D

Delaware (3)
Delaware State (1)
Duke (1)

E

Eastern Michigan (1)
Eastern Oregon (1)

F

Fort Valley State (2)
Florida (3)
Florida State (3)

G

Georgia (1)
Georgia Southern (1)

H

Hampton (3)
Henderson State (1)
Houston (1)

I

Idaho State (2)
Illinois (1)
Indiana (1)

J

Jackson State (1)
Jacksonville (2)
Jacksonville State (1)

K

Kansas (1)
Kent State (1)
Kentucky (2)

L

Louisiana-Lafayette (1)
Louisiana Tech (1)
Louisville (1)

M

Maine (1)
Marshall (1)
Maryland (1)
Massachusetts (1)
Memphis (1)
Michigan State (1)
Middle Tennessee State (1)
Miles (1)
Missouri (1)
Montana (1)
Montclair State (1)
Morehead State (1)

N

North Alabama (3)
North Carolina A&T (1)
North Carolina State (1)
Northern Illinois (1)
Northwood (1)

O

Oklahoma State (2)
Oregon (1)
Otterbein (OH) (1)

P

Penn State (1)
Pittsburgh (2)

R

Richmond (1)
Rutgers (1)

S

Sacramento State (1)
San Diego State (1)
San Jose State (1)
South Carolina (1)
South Carolina State (1)
South Florida (1)
Southeastern Louisiana (1)
Southern (2)
Southwestern Oklahoma State (1)
Stephen F. Austin (1)
Syracuse (1)

T

Tarleton State (1)
Temple (1)
Tennessee (1)
Tennessee-Chattanooga (1)
Tennessee State (2)
Tennessee Tech (1)
Texas A&M-Commerce (1)
Texas A&M-Kingsville (1)
Texas Christian (1)
Texas State (1)
Toledo (1)
Towson (1)
Troy (1)

U

Utah (1)

V

Valdosta State (1)
Vanderbilt (2)
Villanova (1)
Virginia (1)
Virginia State (1)

W

Washington (2)
Western Illinois (1)
Western Kentucky (1)
Western Michigan (2)
William & Mary (1)
Winston-Salem State (2)
Wyoming (2)

Y

Youngstown State (1)



JACKSONVILLE
SHARKS®

NOTABLE
PRESS RELEASES

JACKSONVILLE SHARKS

**FOR IMMEDIATE RELEASE
OCTOBER 6, 2015**

Sharks Exercise Rookie Options For Reid, Gordon, Haggerty

JACKSONVILLE – The Jacksonville Sharks announced Tuesday that the team has exercised one-year rookie options on defensive back Greg Reid, Mac linebacker Jimmy Gordon and wide receiver Johnathan Haggerty, each of whom ended the 2015 season on the Jacksonville roster.

The 25-year-old Reid (5'9", 185) earned AFL Rookie of the Year honors after putting together a spectacular first season in the League. Starting each of the Sharks' final 12 regular-season games, Reid led the team with nine interceptions and 21 pass breakups. He also totaled 70.5 tackles (56 solo), forced a fumble and recovered two fumbles. Reid led all AFL players with 150 interception return yards, and finished third in the League with an average of 2.5 passes defended per game.

Reid made his presence felt immediately after entering the lineup, as he intercepted a pass on the third defensive snap of his Week 7 debut against the Cleveland Gladiators. Three weeks later, Reid sealed the Sharks' Week 10 victory over the Los Angeles KISS with an interception on the final play of the game. Against the Philadelphia Soul in Week 17, Reid intercepted consecutive passes to key Jacksonville's come-from-behind victory. Reid also recorded two interceptions during the 2015 postseason.

The 24-year-old Gordon (6'4", 275) joined the Sharks partway through the 2015 season, starting at Mac linebacker in all five games in which he played. Gordon recorded a total of 6.5 tackles and recovered two fumbles. Gordon ended the 2015 season on Injured Reserve.

Another midseason addition, the 27-year-old Haggerty (6'1", 185) saw action in four games during his first season in the AFL. Haggerty totaled two receptions for 43 yards, and caught his first career touchdown pass in the Sharks' Week 18 victory over the Tampa Bay Storm. Haggerty also contributed on special teams, returning six kickoffs for a total of 94 yards and recording 4.5 total tackles.

JACKSONVILLE SHARKS

FOR IMMEDIATE RELEASE
OCTOBER 15, 2015

Sharks Add Six Via Offseason Assignment Process

JACKSONVILLE – The Jacksonville Sharks and Arena Football League announced Thursday that Jacksonville will be assigned six players via the Offseason Assignment Process. The team will add wide receivers Shay Hodge, LaDon Hudson, Roger Jackson and A.C. Leonard, defensive lineman Mark Weivoda, and quarterback Sean Brackett.

The 26-year-old Jackson (6'3", 190) put together a strong rookie season with the New Orleans VooDoo in 2015. Starting all 11 games in which he played, Jackson racked up 74 receptions for 924 yards and 16 touchdowns, ranking second on his team in all three categories. Jackson scored three touchdowns in a game on two separate occasions, including a mid-season contest against the Arizona Rattlers that was the second game of his AFL career. Prior to the start of his professional career, Jackson played at Arkansas Tech.

The 23-year-old Brackett (6'1", 200) spent his rookie season with the Las Vegas Outlaws in 2015. Beginning the season as the team's backup quarterback, Brackett went on to make three starts in 12 games played, completing 80 of his 154 pass attempts for 1,114 yards and 23 touchdowns against seven interceptions. Brackett also finished the season as the Outlaws' leading rusher, as he totaled 129 yards and six touchdowns on 30 carries. Brackett played his collegiate football at Columbia.

The 24-year-old Hudson (6'3", 215) also spent the 2015 season with the Las Vegas Outlaws as an AFL rookie. Appearing in 12 games, Hudson totaled 14 receptions for 143 yards and four touchdowns. A versatile player who also contributed on defense and special teams, Hudson added 18.5 total tackles, two pass breakups and three fumble recoveries. Hudson attended Mid America Nazarene prior to the start of his professional career.

The 34-year-old Weivoda (6'2", 295) is a six-year AFL veteran who most recently spent the 2015 season with the Las Vegas Outlaws. During his one season in Las Vegas, Weivoda totaled 6.5 tackles, 3.0 tackles for loss and 2.5 sacks while also recovering a fumble and blocking a kick. Weivoda has recorded three or more sacks in three of his six AFL seasons, setting career highs with 9.5 tackles for loss and 8.5 sacks with the Chicago Rush in 2011. Weivoda also spent three seasons with the San Antonio Talons, where he played with Sharks defensive lineman Joe Sykes in 2013. Weivoda spent his collegiate career at Idaho State.

The 23-year-old Leonard (6'2", 250) is currently on the AFL's Other League Exempt list, as he had been assigned to the New Orleans VooDoo before signing with the Canadian Football League's B.C. Lions. Hudson has caught 17 passes for 187 yards and two touchdowns during his first season in the CFL. A native of Palatka, Florida, Leonard attended University Christian School in Jacksonville before finishing his collegiate career at Tennessee State.

The 27-year-old Hodge (6'2", 205) is currently on the AFL's Other League Exempt list. He last played in the AFL with the Kansas City Command in 2012. That season, he totaled 53 receptions for 595 yards and 10 touchdowns as an AFL rookie. Hodge was assigned to the New Orleans VooDoo prior to the 2013 season before inking a deal with the CFL's Hamilton Tiger-Cats. Hodge played collegiate football at Mississippi.

JACKSONVILLE SHARKS

**FOR IMMEDIATE RELEASE
OCTOBER 16, 2015**

Tommy Grady Inks Two-Year Deal With Sharks

JACKSONVILLE – The Jacksonville Sharks announced Friday that quarterback Tommy Grady will return to the team on a two-year contract, as Grady has been assigned to the Jacksonville roster. Per team policy, terms of the deal were not disclosed.

“Tommy has proven himself to be a top quarterback in this league,” Sharks head coach Les Moss said. “We were able to do some great things last year, and we are very excited that Tommy has decided to stay in Jacksonville so that we can build on last season.”

The 30-year-old Grady (6’7”, 240) led Jacksonville to an appearance in ArenaBowl XXVIII in his first season with the Sharks. With Grady under center, Jacksonville earned the No. 3 seed in the American Conference and defeated the Orlando Predators and Philadelphia Soul on the road to the ArenaBowl. Grady fired 20 touchdowns against just two interceptions during Jacksonville’s three-game postseason run, which ultimately ended with a loss to the San Jose SaberCats.

During his initial campaign with the Sharks, Grady maintained his reputation as one of the Arena Football League’s top quarterbacks. Starting all 18 games, Grady completed 402 of his 597 pass attempts (67.4%) and threw for 4,660 yards and 95 touchdowns against just 11 interceptions. Grady finished second in the League in completion percentage, and his 122.6 pass efficiency rating ranked fourth among all AFL signal-callers.

Grady threw six or more touchdown passes without an interception on eight separate occasions, tossing a season high of eight scores in two separate games. Grady was twice selected as the AFL’s Russell Athletic Offensive Player of the Week, earning that honor following after the Sharks’ Week 14 win over Cleveland and Week 18 victory over Tampa Bay.

Prior to joining the Sharks, Grady played with the Pittsburgh Power (2014), Utah Blaze (2011-13) and Oklahoma City Yard Dawgz (2010). With Utah in 2012, Grady earned Most Valuable Player, Offensive Player of the Year and First Team All-Arena honors after establishing a new single-season AFL record of 142 touchdown passes.

For his career, Grady has completed 63.5% of his passes, throwing for 27,489 yards and 607 touchdowns against 105 interceptions. Grady currently ranks eighth all-time in touchdown passes and 10th in passing yards, as he crossed both the 25,000-yard and 600-touchdown marks during the 2015 season.

Grady began his collegiate career at Oklahoma before transferring to Utah. Grady is a native of Huntington Beach, California.

JACKSONVILLE SHARKS

**FOR IMMEDIATE RELEASE
OCTOBER 19, 2015**

Tiger Jones Returns to Sharks For 2016

JACKSONVILLE – The Jacksonville Sharks announced Monday that wide receiver Tiger Jones will return to the team on a one-year contract, as Jones has been assigned to the Jacksonville roster. Per team policy, terms of the deal were not disclosed.

"In 2015, we were fortunate to get Tiger and we are very happy that he has decided to return for the 2016 season," Sharks head coach Les Moss said. "He has established himself as one of the great leaders on our team, and is someone who sets a good example on and off the field. He is willing to help the younger players and is obviously a favorite target for Tommy. This is great news as we continue to build from where we left off in 2015."

The 33-year-old Jones (5'11", 195) joined the Sharks prior to the start of the 2015 season, and quickly became a major piece of the team's offense. Starting each of the team's 18 regular-season games, Jones led all Arena Football League players with 2,087 receiving yards in what was his fourth career 2,000-yard season. Jones finished second among Sharks with 148 receptions and 38 touchdown catches, adding a pair of scores on the ground as well. As a result of his spectacular performance, Jones earned a spot on the All-Arena First Team, his fifth career All-Arena honor.

En route to his fourth individual 2,000-yard season in the last five years, Jones displayed remarkable consistency. He began the 2015 season with six consecutive 100-yard games, and totaled 100 more yards 14 times during the regular season. In a Week 3 matchup with the Philadelphia Soul, Jones established a new single-game franchise record with 239 receiving yards. That contest was also the second of Jones' back-to-back five-touchdown performances.

Long known for his creative touchdown celebrations, Jones garnered national attention following the Sharks' Week 18 victory over the Tampa Bay Storm. Following his fourth-quarter touchdown catch, Jones and teammate Moqut Ruffins recreated "The People's Elbow," the finishing move made famous by The Rock during his professional wrestling career. Footage of Jones' celebration was picked by nearly every major national sports website.

Jones' storied Arena Football League career began with the Georgia Force in 2008. He later played with the Milwaukee Iron in 2010 and Dallas Vigilantes in 2011 before spending three seasons with the Philadelphia Soul. Jones has totaled at least 96 receptions, 1,200 yards and 29 touchdowns in each of his seven AFL seasons. With 937 receptions, 13,210 receiving yards and 268 receiving touchdowns to his name, Jones ranks among the top 10 all-time in each major receiving category.

Prior to the start of his professional career, Jones played at the University of Louisville. Jones is a native of Mobile, Alabama.

JACKSONVILLE SHARKS

FOR IMMEDIATE RELEASE
OCTOBER 21, 2015

Joe Hills to Suit Up for Sharks in 2016

JACKSONVILLE – The Jacksonville Sharks announced Monday that wide receiver Joe Hills will return to the team on a one-year contract, as Hills has been assigned to the Jacksonville roster. Per team policy, terms of the deal were not disclosed.

“During his career, Joe has proven to be an elite receiver in this league and one of the hardest players to defend in the red zone,” Sharks head coach Les Moss said. “Joe rejoining us for 2016 is a huge step in our quest to win another ArenaBowl title.”

The 28-year-old Hills (6’4”, 225) earned Second Team All-Arena honors during the 2015 season, his first with Jacksonville. Starting all 18 games, Hills established a new franchise record with 150 receptions, breaking the mark of 146 set by Jeron Harvey in 2013. Hills led the Sharks and finished fourth in the League with 42 touchdown receptions during the regular season, and ranked second on the team with 1,597 receiving yards.

Hills began his Sharks tenure with five touchdown catches in the 2015 season opener against the New Orleans VooDoo. Later in the season, he tied a single-game franchise record with six touchdown catches in a game against the Tampa Bay Storm. In all, Hills recorded 11 multi-touchdown games during the regular season.

Finding the end zone on a remarkably consistent basis, Hills was the only player in the AFL to catch at least one touchdown pass in each of his team’s 18 regular-season games. Including the postseason, Hills has now scored at least once in each of his last 56 games played (52 regular season, four postseason), a streak that extends back to his time with the Tampa Bay Storm.

Hills saved some of his best play for the Sharks’ run to an appearance in ArenaBowl XXVIII. Over the course of the postseason, Hills hauled in 13 of Tommy Grady’s 20 touchdown passes, scoring at least four times in each of the Sharks’ playoff contests. In all, Hills totaled 24 receptions for 276 yards and those 13 scores during playoff action.

Prior to his time with the Sharks, Hills spent two-plus seasons with the Tampa Bay Storm, earning First Team All-Arena honors in 2013. Hills first broke into the AFL with the Spokane Shock in 2012, joining the Storm later in that season. In his four-year AFL career, Hills has caught 436 passes for 5,492 yards and 136 touchdowns.

Before beginning his professional career, Hills played at Tennessee State University. Hills is a native of Florida and attended Palmetto High School.

JACKSONVILLE SHARKS

**FOR IMMEDIATE RELEASE
OCTOBER 22, 2015**

The Boss to Mow Down Sharks' Opponents Through 2017

JACKSONVILLE – The Jacksonville Sharks announced Thursday that fullback Derrick Ross will return to the team, as Ross has been assigned to the Jacksonville roster on a two-year contract. Per team policy, terms of the deal were not disclosed.

"Our offensive line play was excellent, and nobody can replace 30-plus rushing touchdowns in an Arena Football League season," Sharks head coach Les Moss said. "Derrick has set the standard of excellence at the fullback position, and we look forward to winning a championship with him. Now we just need to get our offensive line set."

The 31-year-old Ross (6'0", 270) continued to stake his claim as the top rusher in AFL history in 2015, his first season with the Sharks. Starting all 18 regular season games, Ross led the League with 586 rushing yards and 33 touchdowns on his 147 rushing attempts. Ross scored a touchdown in 15 of the Sharks' 18 regular season games, and put together 11 multi-score performances.

In addition to his work with the ball in his hands, Ross formed part of the pass-protection unit that yielded just eight sacks during the regular season, the fewest allowed by any AFL team in 2015. As a result of his overall play, Ross earned his fifth consecutive First Team All-Arena selection.

Prior to his time in Jacksonville, Ross spent three seasons with the Philadelphia Soul after breaking into the League with the Dallas Vigilantes in 2011. A consistent touchdown producer, Ross has gained at least 487 yards and scored at least 32 touchdowns in each of his five AFL seasons. Already the AFL's all-time leading rusher, Ross has racked up 2,846 yards and 175 touchdowns during his arena football career. Ross has also caught 58 passes for 559 yards and 13 touchdowns.

A native of Huntsville, Texas, Ross attended Tarleton State University.

JACKSONVILLE SHARKS

**FOR IMMEDIATE RELEASE
NOVEMBER 6, 2015**

Sharks Return Pair of Offensive Linemen

JACKSONVILLE – The Jacksonville Sharks announced Friday that offensive linemen Ray McNeil and Moqut Ruffins will return to the team, as each of the two players has been assigned to the Jacksonville roster on a two-year contract. Per team policy, terms of the deals were not disclosed.

“The outstanding play of our offensive line was a major key to our success in 2015,” Sharks head coach Les Moss said. “Ray and Mo have each proven themselves to be among the league’s best at their position, and retaining them was a primary goal for our team heading into this offseason. We are very excited to have them back in Jacksonville for the next two years.”

McNeil and Ruffins combined to make 36 starts along the offensive line during the 2015 regular season. Each player was a major piece of the pass protection unit that allowed just eight sacks during the course of the season, the fewest allowed by any Arena Football League team in 2015 and the lowest total yielded by the Sharks during Jacksonville’s six seasons as a franchise. In addition, these players helped pave the way for Derrick Ross’ league-leading 586-yard, 33-touchdown season on the ground.

The two players each started all three of Jacksonville’s playoff games this past season, helping lead the team to an appearance in ArenaBowl XXVIII.

The 31-year-old McNeil (6’2”, 315) went the distance for Jacksonville in 2015, starting all 18 regular-season games at center in his first year with the team. Prior to his tenure with the Sharks, McNeil played with five AFL organizations over the previous four years of his career, logging stints with the Tampa Bay Storm (2014), San Jose SaberCats (2013), Milwaukee Mustangs (2012), Utah Blaze (2011) and Spokane Shock (2011).

A native of Riverside, California, McNeil spent his collegiate career at Fort Valley State.

The 31-year-old Ruffins (6’5”, 340) put together a spectacular 2015 season, earning First Team All-Arena honors for his spectacular work in protecting quarterback Tommy Grady’s blind side. Starting all 18 games, Ruffins also continued to build his reputation as one of the league’s top pass-catching linemen, as he caught seven passes for 71 yards and three touchdowns as an eligible tight end. Before joining the Sharks, Ruffins played with the San Antonio Talons (2013-14), Pittsburgh Power (2012), New Orleans VooDoo (2011) and Bossier-Shreveport Battle Wings (2010).

A native of Cleveland, Ohio, Ruffins attended Louisiana Tech before beginning his professional career.

JACKSONVILLE SHARKS

**FOR IMMEDIATE RELEASE
NOVEMBER 6, 2015**

Action Jackson Returns to Sharks' Secondary

JACKSONVILLE – The Jacksonville Sharks announced Friday that defensive back LaRoche Jackson will return to the team, as Jackson has been assigned to the Jacksonville roster on a two-year contract. Per team policy, terms of the deal were not disclosed.

"It's great to have LJ back in the fold," Sharks head coach Les Moss said. "He is an intelligent player who is both a great teammate and a leader, and we are glad to have him back in Jacksonville."

The 31-year-old Jackson (5'11", 200) is set to begin his fourth season in Jacksonville and sixth in the Arena Football League. Jackson returned to the Sharks early in the 2015 season, beginning his second stint with the team. Making seven starts at defensive back in 13 regular season games played, Jackson totaled 59.0 tackles, eight pass breakups and three interceptions, finishing fourth on the team in all three categories.

During the Sharks' run to an appearance in ArenaBowl XXVIII, Jackson led the team with 21 postseason tackles. He intercepted a pair of passes in Jacksonville's American Conference Championship victory over the Philadelphia Soul, pulling in a deflection in the end zone on the final play of the game to seal the Sharks' 61-56 win.

Prior to returning to Jacksonville, Jackson spent the previous two seasons with the Cleveland Gladiators, where he helped Cleveland earn a spot in ArenaBowl XXVII following the 2014 season. In 2014, Jackson finished with a team-high total of 105.5 tackles and added seven pass breakups, three interceptions, two forced fumbles and three fumble recoveries. The previous season, Jackson led the Gladiators in tackles (85.0) and fumble recoveries (4) while also recording nine pass breakups, four interceptions and two forced fumbles.

Jackson spent each of his first two AFL seasons in Jacksonville, as he was a fixture in the secondary on Jacksonville's ArenaBowl XXIV-winning team in 2011. During that rookie season, Jackson racked up 119.0 total tackles – a single-season franchise record – snared six interceptions, broke up 10 passes and recovered two fumbles. The following season, Jackson again led the Sharks in tackles (97.0) and finished second on the team in both pass breakups (14) and interceptions (4).

Jackson attended Clark Atlanta University and is a native of Irwinton, Georgia.

JACKSONVILLE SHARKS

**FOR IMMEDIATE RELEASE
NOVEMBER 10, 2015**

Alvin Ray Jackson, Cornelius Lewis Return to Sharks

JACKSONVILLE – The Jacksonville Sharks announced Tuesday that Jack linebacker Alvin Ray Jackson and offensive lineman Cornelius Lewis will return to the team, as each player has been assigned to the Jacksonville roster on a two-year contract. In addition, defensive lineman Anthony DeGrate has been assigned to the team's roster on a two-year contract, while defensive back Chris Pickett has been assigned to the team's roster on a one-year rookie contract. Per team policy, terms of the deals were not disclosed.

The 35-year-old Jackson (6'2", 200) earned First Team All-Arena honors following a spectacular 2015 season, his first with Jacksonville. Starting all 18 games at Jack, Jackson finished second on the team with 71.0 total tackles and seven interceptions. Jackson also led all Sharks with four fumble recoveries, broke up four passes and recorded two tackles for loss. Jackson also recorded a team-high total of three non-offensive touchdowns, as he returned an interception for a touchdown, recovered a fumble for a score and returned an attempted onside kick for a touchdown.

The All-Arena honor was the second that Jackson has earned in his five-year AFL career. Before joining the Sharks, Jackson spent three seasons with the New Orleans VooDoo (2011-12, 2014) and one with the Pittsburgh Power (2013). He also joined the Cleveland Gladiators during the 2014 postseason, helping that team earn a spot in ArenaBowl XXVII. Over the course of his time in the AFL, Jackson has totaled 344.5 tackles (275 solo), 35 interceptions, 24 pass breakups, four forced fumbles and 11 fumble recoveries.

Jackson finished his collegiate career at Albany State and is a native of Como, Mississippi.

A Jacksonville native, the 29-year-old Lewis (6'5", 350) is set for his fourth season with the Sharks and sixth in the Arena Football League. Lewis made 11 starts along the offensive line during the 2015 regular season, serving as a key part of the pass protection unit that allowed a total of just eight sacks, both the lowest total among any AFL team in 2015 and the fewest that the Sharks have yielded in franchise history. Lewis also hauled in one reception for 17 yards as an eligible tight end.

Lewis has been a mainstay along the offensive line during his time with the Sharks, as he started 16 games in each of the 2013 and 2014 seasons. Prior to joining his hometown AFL team, he made 14 starts over the course of two seasons with the Iowa Barnstormers. In his career, Lewis has caught five passes for 73 yards and a touchdown.

Lewis attended Raines High School and finished his collegiate career at Tennessee State.

The 29-year-old DeGrate (6'3", 250) heads to Jacksonville after spending each of the last two seasons with the Cleveland Gladiators. DeGrate appeared in 16 games with Cleveland this past season, recording 20.5 tackles, 4.0 tackles for loss, 2.5 sacks and a team-high total of five forced fumbles. The previous year, DeGrate totaled 16.5 tackles, 4.5 tackles for loss, 4.0 sacks and three forced fumbles in 11 games.

Prior to his time in Cleveland, DeGrate recorded career high totals of 44.0 tackles, 7.5 tackles for loss and 4.5 sacks with the Pittsburgh Power in 2015. DeGrate also forced two fumbles and knocked down three passes that season. He got his first AFL experience in 2011, splitting time with the Power and the Tulsa Talons during that season. Over the course of his four-year AFL career, DeGrate has totaled 101.0 tackles, 18.0 tackles for loss, 12.0 sacks and 10 forced fumbles.

A native of Dallas, Texas, DeGrate attended Texas A&M – Commerce.

The 23-year-old Pickett (6'0", 200) is set to begin his career in the Arena Football League. Pickett got his first professional experience in 2014, as he was invited to participate in the Jacksonville Jaguars' rookie minicamp following the 2014 NFL Draft.

Prior to the start of his professional career, Pickett attended Troy University, where he was a fixture in the Trojans' secondary over the course of his four-year collegiate career. Appearing in a total of 44 games, Pickett saw action at both cornerback and safety, totaling 206 tackles (140 solo), 14 pass breakups, five forced fumbles, two fumble recoveries and one interception. Pickett returned a fumble for a touchdown during his sophomore season in 2011, and racked up 14 tackles in a game against Western Kentucky during his senior campaign.

A native of Crestview, Florida, Pickett starred at Crestview High School.

JACKSONVILLE SHARKS

**FOR IMMEDIATE RELEASE
DECEMBER 10, 2015**

Sharks Announce 2016 Schedule

JACKSONVILLE – The Arena Football League’s 2015 American Conference Champions Jacksonville Sharks announced the team’s 2016 schedule on Thursday. This year marks the 29th season of the AFL and the 7th season for the Sharks since they joined the league in 2010. The 2016 schedule fits an April to August window allowing fans to experience football year-round with a new post season format that will result in 4 teams hosting an additional home game. The Sharks will begin the 2016 season on the road against the Los Angeles KISS Saturday, April 2nd, with the Sharks’ home opener set for Friday, April 15th against in-state rival, the Orlando Predators. The Sharks last appearance against Orlando ended with the Sharks defeating the Predators 55-33 to advance to the American Conference Championship.

The season opener against Los Angeles is part of a two-game road trip that will also involve the Philadelphia Soul before the Sharks reach the highly anticipated home match-up against Orlando. Along with traveling to Los Angeles and Philadelphia the Sharks will also face road games against the Tampa Bay Storm, Cleveland Gladiators, Orlando Predators, Arizona Rattlers, and Portland Thunder. In addition to the road games for the Sharks this season, Jacksonville will face Orlando twice at home, the first for the home opener and the second game will occur June 18th at Sea Best Field.

The new schedule will allow the Sharks to play each AFL team twice in the season with a unique three game matchup with Orlando and two bye weeks during the regular season. Jacksonville looks to benefit from its early season road schedule as the Sharks will play their last two regular season games with back-to-back home games facing Los Angeles July 23rd and capping off the regular season against Tampa Bay July 30th. Three of Jacksonville’s last five regular season games will be played at Sea Best Field. The Sharks heavy season ending home schedule will play a major role in the Sharks pursuit of their 6th post-season in seven years.

The AFL will continue its national broadcast partnerships with ESPN and CBS Sports Network, with the national broadcast schedule to be released as early as next week.

The Jacksonville Sharks look continue their success in the AFL as the league plans on significant team expansions with overall league growth on the horizon. Jacksonville’s full 2016 schedule is listed below, though dates and times are subject to change. All times listed are Eastern.

Jacksonville Sharks 2016 Schedule

Week 1: at Los Angeles (Saturday, April 2nd 10:00 p.m.)
Week 2: at Philadelphia (Monday, April 11th 7:00 p.m.)
Week 3: Orlando (Friday, April 15th 8:00 p.m.)
Week 4: Arizona (Saturday, April 23rd 7:00 p.m.)
Week 5: at Tampa Bay (Sunday, May 1st 2:00 p.m.)
Week 6: at Cleveland (Friday, May 6th 7:00 p.m.)
Week 7: Bye Week
Week 8: Portland (Saturday, May 21st 7:00 p.m.)
Week 9: at Orlando (Saturday, May 28th 7:30 p.m.)
Week 10: Philadelphia (Saturday, June 4th 7:00 p.m.)
Week 11: at Tampa Bay (Saturday, June 11th 5:00 p.m.)
Week 12: Orlando (Saturday, June 18th 7:00 p.m.)
Week 13: Cleveland (Saturday, June 25th 7:00 p.m.)
Week 14: Bye Week
Week 15: at Arizona (Saturday, July 9th 9:00 p.m.)
Week 16: at Portland (Saturday, July 16th 10:00 p.m.)
Week 17: Los Angeles (Saturday, July 23rd 7:00 p.m.)
Week 18: Tampa Bay (Saturday, July 30th 7:00 p.m.)

JACKSONVILLE SHARKS

**FOR IMMEDIATE RELEASE
DECEMBER 11, 2015**

Veteran Defensive Back Micheaux Robinson Returns to Sharks

JACKSONVILLE - The Jacksonville Sharks announced Friday that Defensive Back Micheaux Robinson has been assigned to the Jacksonville Sharks' roster. Per team policy, terms of the deal were not disclosed.

Robinson, (5'9", 185) is set to start his seventh season with the Arena Football League and sixth with Jacksonville Sharks. "The Pit-Bull" is Jacksonville's all-time career franchise leader in tackles, interceptions, and pass breakups. In 2014 he started all 18 games totaling 82 tackles, 22 pass breakups and five interceptions. One of the original Sharks from the 2010 inaugural season, Robinson will compete in a veteran defensive backfield for a roster spot in the spring.

Robinson got his start in the AFL with the Orlando Predators in 2007 where he recorded 38 tackles and a fumble recovery. After joining the Sharks for the franchise's inaugural season in 2010, he earned Second-Team All-Arena honors after compiling 23 pass breakups and eight interceptions. In 2011 "The Pit-Bull" earned First Team All-Arena honors recording 114.5 tackles, 11 interceptions and broke the league record with 46 pass breakups. Robinson spent a split season between the Sharks and Philadelphia Soul in 2012, the veteran totaled 64.5 tackles, six interceptions and four fumble recoveries.

Born and raised in Ohio, Robinson attended Otterbein University where he earned D3football.com All-America Honorable Mention in 2003.

**FOR IMMEDIATE RELEASE
JANUARY 20, 2016**

Sharks Set to Make Five Appearances on CBS Sports Network

JACKSONVILLE - The Arena Football League and the CBS Sports Network have announced the schedule of the 2016 nationally televised games that will air on CBS Sports Network during this upcoming season. CBS Sports will broadcast 17 Arena Football games during the regular season and the 2015 American Conference Champion Jacksonville Sharks will appear in four of them.

The Sharks first 2016 appearance on CBS Sports will take place on Monday, April 11th at the Philadelphia Soul. CBS Sports will broadcast at Sea Best Field June 4th at 7 p.m. as the Sharks take on the Soul again. The Sharks next CBS appearance will be in Tampa against the Storm Saturday, June 11th at 5:00 p.m. The Sharks vs. rival Orlando Predators at Sea Best Field Saturday, June 18th will also be nationally televised by CBS Sports. The Sharks last CBS Sports broadcast game of the regular season will be on the road against the Arizona Rattlers Saturday, July 9th at 9:30 p.m. The partnership with CBS Sports continues to allow our fans from around the nation the ability to follow the Sharks during the 2016 season and allows those in Jacksonville the to watch the Sharks in Philadelphia and Arizona.

CBS Sports Network spends it's fourth season as the primary national television partner of the AFL. For more information on CBS Sports Network visit www.cbssportsnetwork.com. The Sharks expect to release more broadcast information as we approach the regular season and await the official schedule from our additional broadcast providers.

JACKSONVILLE SHARKS

FOR IMMEDIATE RELEASE
FEBRUARY 4, 2016

Sharks to Make Three Appearances on ESPN in 2016

JACKSONVILLE - The Jacksonville Sharks announced Thursday the 2016 schedule of their ESPN2 nationally broadcasted games. Eight of the league's regular season games will be aired by ESPN2, three of which the Sharks will appear in.

The Sharks' first ESPN2 appearance on the schedule will be the regular season opener on Saturday, April 2nd at Los Angeles. ESPN2 will broadcast the Sharks from Sea Best Field on Saturday, June 25th, against the Cleveland Gladiators and again for the last game of the regular season against Tampa Bay Storm on Sunday, July 31st.

In addition, ESPN2 will also broadcast two postseason games and ESPN will broadcast the much anticipated ArenaBowl XXIX on Friday, August 26th. All games on ESPN Television Networks will be available on WatchESPN.com to be viewed on any smartphones and tablets via the WatchESPN app.

FOR IMMEDIATE RELEASE
MARCH 11, 2016

Sharks Add Four Rookies to Roster

JACKSONVILLE - The Jacksonville Sharks announced Friday the addition of four new players to the active roster for 2016 including Wide Receiver Andrew Robustelli, offensive lineman Cody Precht, Rufus Quinn and defensive end Laith Wallschleger.

Robustelli, (6'3" 210), the grandson of New York Giants Hall of Fame defensive end, Andy Robustelli, comes from Jacksonville University. The standout Wide Receiver was First Team All-PFL in 2014 and 2015. Robustelli now competes for a roster position and looks to start his professional legacy with the Jacksonville Sharks.

Precht (6'3", 290) enters his first year in the league as Offensive Lineman for the Sharks. Precht ended his collegiate career at Stony Brook University as one of three players in the school's program to start more than 40 games. His senior year, Precht started the first three games at Right Guard, finishing the season at Right Tackle and was awarded first team All-CAA.

Quinn (6'5", 310) Mississippi native, played at Grenada High School as a Defensive Lineman where he recorded 28 total tackles and three sacks his senior year. In 2008, Quinn graduated from Grenada High School and committed to Arkansas Tech where he spent his colligate career playing on both Offensive and Defensive Line.

Wallschleger (6'4", 275) played defensive end at the University of Delaware where he competed at the Colonial Athletic Conference. Wallschleger is a native of Alexandria, VA where he played football at St. Stephen's & St. Agnes High School where he played Defensive End and Tight End.

JACKSONVILLE SHARKS

FOR IMMEDIATE RELEASE
MARCH 10, 2016

Sharks Add Defensive Back David Hyland

JACKSONVILLE - The Jacksonville Sharks announced Thursday that veteran defensive back David Hyland was acquired from free agency. Per team policy, terms of the deal were not disclosed.

Hyland (6'0", 190) comes to Jacksonville from the SaberCats where he helped lead the team to an ArenaBowl Championship last season. Hyland devastated the Sharks in ArenaBowl XXVIII after recording five tackles, a fumble recovery and a pick-six that came from a deflected Tommy Grady pass. Hyland ended the night as the Defensive Player of the Game and Playmaker of the Game. During his time with the Saber Cats last season he recorded 95 tackles, 76 solo tackles, five fumble recoveries, five interceptions, one forced fumble and was awarded the Al Lucas AFL Pulse Hero Award for his community service efforts.

The five-year veteran has played for the Oklahoma City Yard Dawgz, Utah Blaze and San Jose SaberCats. Hyland amassed 374.5 total tackles, 302 solo tackles, 25 interceptions, 15 fumble recoveries and five forced fumbles.

At Morehead State University, Hyland was named First Team All-PFL three times. Playing in 44 games, the Georgia native recorded 167 tackles and broke the school record with 21 interceptions. Hyland set the Division I-AA record for career pass knockdowns with 61 and holds the record for the longest interception return at Morehead State.

A native of Woodstock, Georgia, Hyland played wide receiver and defensive back at Etowah High School. During his time at Etowah, Hyland was inducted into The Gridiron Club Hall of Fame in Cherokee, GA.

FOR IMMEDIATE RELEASE
MARCH 10, 2016

Sharks Add Linebacker Dexter Jackson

JACKSONVILLE - The Jacksonville Sharks announced Friday that defensive lineman Dexter Jackson has been assigned to the Jacksonville Sharks. Per team policy, terms of the deal were not disclosed.

Jackson (6'2", 270, Bethune-Cookman) returns to his hometown with five years of AFL experience. Jackson began his career with the Milwaukee Mustangs in 2011 where he recorded 26.5 tackles, six sacks and two fumble recoveries in his rookie season. Prior to joining the Sharks, Jackson played for the San Jose SaberCats, Orlando Predators and Tampa Bay Storm. Last season with the Storm, Jackson contributed to the defensive line totaling 8.5 tackles, 2.5 sacks and two fumble recoveries.

Jackson began his collegiate career down the road in Daytona Beach at Bethune-Cookman University. He played in all four seasons for the Bobcats recording 154 tackles, seven sacks, four fumble recoveries and a forced fumble. He earned First-Team All-Mid-Eastern Athletic Conference honors in his senior year.

A native of Jacksonville, Florida, Jackson played defensive linebacker with Ed White High School.

JACKSONVILLE SHARKS

FOR IMMEDIATE RELEASE
MARCH 10, 2016

Sharks Add Two Veteran ArenaBowl Champions

JACKSONVILLE - The Jacksonville Sharks announced Thursday that veteran defensive end Antron Dillon and veteran offensive lineman Duke Robinson were assigned to the Jacksonville active roster. Per team policy, terms of the deal were not disclosed.

Dillon (6'5", 270, University of North Alabama) enters his fifth season in the AFL and his first with the Jacksonville Sharks. Beginning his AFL career in 2012 with the Arizona Rattlers, Dillon assisted in two ArenaBowl Championships with the Rattlers before he was assigned to the Portland Thunder in 2014. Dillon spent 2015 with the LA KISS where he recorded 23.5 total tackles (15 solo and 3.5 tackles for loss), four pass break-ups and 1.5 sacks. Through his career, Dillon has combined for 68.5 total tackles (50 solo and 13 tackles for loss) 8.5 sacks and seven pass blocks. He was also a collegiate star at the University of North Alabama where he started all four years for the football and basketball team. A native of Hammond, Louisiana, Dillon attended Independence High School where he played outside linebacker.

Robinson (6'5", 330, University of Oklahoma) , former Sooners star lineman comes to Jacksonville after two seasons with the San Jose SaberCats. Robinson began his AFL career with the Utah Blaze in 2013. After the Blaze disbanded, Robinson was assigned to the Spokane Shock. In 2014, Robinson started eight games with the Shock before finishing the season with the San Jose SaberCats. Robinson remained in San Jose for the 2015 Championship run, appearing in ArenaBowl XXVIII against the Sharks. In college, he was a major part in winning two Big 12 Championships and was named First-Team All-American, selected twice for the First-Team All-Big 12 and was named in the All-Decade Team in 2009 by Sports Illustrated. A native of Atlanta, Georgia, Robinson attended Washington High School and started three years at offensive tackle.

FOR IMMEDIATE RELEASE
MARCH 11, 2016

Sharks Add Three Coaches to Staff

JACKSONVILLE - The Jacksonville Sharks announced Monday the team's 2016 coaching staff. Joining Head Coach, Les Moss, who returns for his seventh season with the franchise, will be Offensive Coordinator Raymond Philyaw, Lineman/Linebackers Coach Mike Grissom and Assistant Coach/Head Equipment Manager Erik Gibson.

Philyaw most recently served as offensive coordinator for the San Antonio Talons and was the O.C. with the New Orleans Voodoo. Philyaw as a player, left a 10 year legacy in the AFL serving the league as one of the best all-time quarterbacks and playing for four different franchises, including the Cleveland Gladiators, where he led the team to the National Conference Championship. In 2010, Philyaw completed his playing career an impressive player with 26,552 passing yards, 65.6% completion percentage, 507 touchdowns with only 59 interceptions. Prior to his time spent in the AFL, Philyaw played for the Winnipeg Blue Bombers in the Canadian Football League and the Madison Mad Dogs of the Indoor Football League.

Mike Grissom, comes to the Sharks after coaching for Edward Waters College where he was the Tigers Linebackers Coach. Prior to his two years with EWC, Mike Grissom was the Assistant Defensive Coach at Bolles High School from 2005-2012. As a proven leader, Grissom spent his his collegiate career at UCF where he played all four years for the Knights at nose guard and was team captain.

Erik Gibson, a Middleburg, FL native, joins the Sharks as Assistant Coach / Head Equipment Manager. Gibson played tight end for five franchises in the af2 League including the Jacksonville Tomcats. Gibson played under legendary coaches Perry Moss, Mike Neu and Bret Munsey.

In addition, the Sharks have hired Video Coordinator of Football Operations, Brian Campbell.

JACKSONVILLE SHARKS

FOR IMMEDIATE RELEASE
MARCH 11, 2016

Sharks Add Veteran Defensive Lineman

JACKSONVILLE – The Jacksonville Sharks announced Sunday that veteran defensive end Khreem Smith was assigned to the team. Per team policy, terms of the deal were not disclosed.

Smith (6'4", 265, Oklahoma State University) returns to the AFL since beginning his rookie season with the Chicago Rush where he played defensive end during the team's ArenaBowl Championship run in 2006 where he was earned AFL All-Rookie team honors. He recorded 22.5 tackles, eight sacks, six forced fumbles, two pass break-ups and one blocked kick, recording the third-highest in single-season sacks in Rush history and led the AFL in forced fumbles with Chicago. Leaving the Rush, he joined the Minnesota Vikings in 2006 and the Kansas City Chiefs in 2007 before returning to the AFL with the Rush in 2008. In 2010, joined the Milwaukee Iron and then the Spokane Shock in 2011. Throughout his AFL career, he was named Second-Team All-Arena in 2006 and First-Team All-Arena in 2010.

Following the 2011 season with the Shock, Smith played for the CFL's BC Lions where he started at defensive end. Smith recorded 147 tackles, 36 sacks and six forced fumbles in five seasons with the Lions, and helped the team to the 99th Grey Cup Championship.

In his collegiate career, Smith played defensive end at Garden City Community College in 2000 where he started every game and received All-Jayhawk Conference honorable mention. He then went on to play at Oklahoma State University where he recorded 94 total tackles (65 solo), 8.5 sacks, two forced fumbles and one interception. He was named Second-Team All-Big 12 in 2003.

A native of St. James, Jamaica, Smith attended Carol City High School in Miami, Florida. He earned First-Team All-State honors, MVP of the Dade/Broward County All-Star game and the defensive MVP in the Shrine Bowl.

JACKSONVILLE SHARKS

FOR IMMEDIATE RELEASE
APRIL 25, 2016

Sharks Add Offensive Lineman Ryan Cave

JACKSONVILLE - The Jacksonville Sharks announced Monday that the team has made an addition along the offensive line, as veteran offensive lineman Ryan Cave has been assigned to the Jacksonville roster. Per team policy, terms of the deal were not disclosed.

The 27-year-old Cave (6'5", 335) is set to begin his fifth season in the Arena Football League. Most recently, Cave spent the 2015 season with the Orlando Predators, where he saw action in 16 regular-season games. Primarily spending his time at center, Cave also caught two passes for 18 yards and touchdown as an eligible tight end. Cave's work in pass protection and run blocking helped Orlando finish third in the League with an average of 56.8 points scored per game.

Before heading to Orlando, Cave spent three seasons with the Spokane Shock. He displayed his versatility by playing all three positions along the offensive line during his time with Spokane. Limited to just seven appearances in 2014, Cave logged 15 starts in 2013 and saw action in 14 games as a rookie in 2012. Over the course of his four-year AFL career, Cave has caught a total of eight passes for 74 yards and three touchdowns.

Prior to the start of his professional career, Cave made 38 appearances during his stay at Hampton University. Cave is a native of Beaufort, South Carolina.

FOR IMMEDIATE RELEASE
APRIL 26, 2016

Sharks DB Keon Lyn Signs With the Washington Redskins

JACKSONVILLE - The Jacksonville Sharks announced Tuesday that defensive back Keon Lyn has been placed on the Other League Exempt List. Lyn is to sign with the Washington Redskins.

The 27-year-old Lyn (6'1", 205) has spent his only two seasons in the AFL playing for Jacksonville. So far this season for the sharks, Lyn has one tackle with six assisted tackles.

The Miami native started out playing for Miramar High School where his team won a state championship in his senior season in 2009. Lyn was named a 2009 Broward County All-Star. Lyn recorded 119 tackles and had five interceptions.

During his four years at Syracuse, Lyn had 75 solo tackles, six interceptions and a forced fumble. He also had a defensive touchdown in each of his final two seasons.

Lyn was signed by the Indianapolis Colts as an undrafted free agent after the 2014 NFL Draft, but didn't make the final roster. After being assigned to the Sharks in 2015, Lyn had stints with Winnipeg in the Canadian Football league, the New York Jets and the Tampa Bay Buccaneers before finally being signed to Washington's practice squad this spring.

Following the transactions, the Jacksonville roster remains at the League maximum of 24 active players.

JACKSONVILLE SHARKS

FOR IMMEDIATE RELEASE
MAY 12, 2016

Tiger Jones Approaches Major Milestone

JACKSONVILLE – The Jacksonville Sharks are no strangers to having historically great players on their roster. Aaron Garcia, professional football's all-time leader in touchdown passes, was the first starting quarterback in franchise history and led the team to an ArenaBowl XXIV title. Today, fullback Derrick Ross is already the AFL's all-time leading rusher in just the sixth season of his career.

With that said, there is another player on the team who is on track to make a huge mark on Arena Football League history very soon.

For the past two seasons, Tiger Jones has formed one of the league's best one-two punches at receiver alongside teammate Joe Hills. But Jones' impact on arena football extends back beyond his time as a Shark.

Jones came to Jacksonville as the only receiver in AFL history to record three consecutive 2,000-yard seasons, as he accomplished that feat from 2011 through 2013 with the Dallas Vigilantes and Philadelphia Soul. He got back above the 2,000-mark in his first season with the Sharks, leading all AFL receivers with 2,807 yards during the 2015 campaign.

Racking up that many yards means that Jones gets his hands on the ball more often than not. It should come as no surprise that when it comes to catching the football, Jones is now approaching a significant milestone that very few have ever reached in the history of the AFL. Entering this week's action, Jones has amassed a total of 975 receptions in his career and is therefore only 25 catches away from joining the 1000-reception club.

Currently, Jones ranks No. 6 all-time in receptions, and among active players trails only Tampa Bay Storm receiver T.T. Toliver (1108). As a point of comparison, Toliver is a 13-year veteran while Jones is in the midst of his eighth season in the League. Jones has collected nearly the same number of catches as Toliver in a little more than half the time.

The all-time leader for receptions in the AFL is Damian Harrell, who racked up 1,164. This means that it's certainly possible for Jones to top the list by the end of his career, even if Toliver extends that mark before his playing days are done. Jones has averaged 138 receptions per year in his seven full seasons, putting him on track to pass Harrell toward the latter part of next season.

When asked about reaching the pinnacle of the sport, Jones said it isn't something that he focuses on.

"I wouldn't say it's a major goal," Jones said. "I just try to be better than the year before and let the stats fall into place."

Regardless of how he feels about the mark, becoming just the fifth receiver to reach 1,000 catches is a significant accomplishment. While it's unlikely he will get 25 catches in a single game – the franchise record is 18 – he'll hit 1,000 sooner rather than later.

JACKSONVILLE SHARKS

FOR IMMEDIATE RELEASE
MAY 17, 2016

Marco Capozzoli Announces Retirement

JACKSONVILLE – The Jacksonville Sharks announced Tuesday that kicker Marco Capozzoli has chosen to retire from the Arena Football League.

"I have decided the time has come to hang up the spikes one final time, and continue onto the next journey in my life," Capozzoli said. "It was truly an honor to have been asked to come back to Jacksonville and lace 'em up one more time in the city where it all began."

"Not only was Marco a great player, but he is an even better man," Sharks Operating Manager Jeff Bouchy said. "He has made some of the biggest plays in our team's history, and more importantly has always been an outstanding ambassador for both the Sharks and the Arena Football League as a whole. We wish Marco the absolute best as he continues his journey beyond football."

2016 was Capozzoli's fourth season in Jacksonville, as he previously served as the Sharks' placekicker from 2011 through 2013. Capozzoli is the franchise's all-time leader in both field goals (24) and extra points (121), and holds the single-season team records in each category as well. Capozzoli had a knack for making clutch kicks in the postseason, with two in particular standing out among the most memorable plays in franchise history.

In 2011, the Sharks took on the Georgia Force in the American Conference Championship. With his team ahead by just six points, Capozzoli hit a 36-yard field goal to give his team a two-score lead. The Sharks' defense followed Capozzoli's kick with a key stop, as an interception helped Jacksonville defeat Georgia by a 64-55 count and advance to ArenaBowl XXIV.

The following season, Capozzoli connected on an even longer field goal in an even more clutch situation. Jacksonville trailed by Georgia a point, 56-55, and had the ball on its own 14-yard line with just six seconds left. Capozzoli stepped onto the turf and drilled a 51-yarder as time expired to lift the Sharks to a 58-56 victory and propel the team into the conference championship game.

Prior to his time with the Sharks, Capozzoli first broke into the AFL with the Tulsa Talons in 2011. Over the course of his AFL career, Capozzoli made 27 of his 41 field goal attempts (65.9%) and connected on 403 of 496 (81.3%) point-after tries.

JACKSONVILLE SHARKS

FOR IMMEDIATE RELEASE
MAY 23, 2016

Sharks Add Defensive Lineman Neefy Moffett

JACKSONVILLE – The Jacksonville Sharks announced Monday that defensive lineman Neefy Moffett has been assigned to the team's roster. Per team policy, terms of the deal were not disclosed.

Moffett (6'2", 280) returns to the Arena Football League for the first time since 2010, when he was a member of the Sharks during the team's first season in the AFL. Working along the defensive line, Moffett totaled 10 tackles (seven solo) and two sacks while also forcing two fumbles and knocking down a pair of passes.

Prior to the start of his AFL career, Moffett attended the Tampa Bay Buccaneers' training camp in 2009 after graduating from Florida State University. Recently, Moffett spent time as the defensive line coach at Heritage High School in Palm Bay, his alma mater.

At Florida State, Moffett played 36 career games along the Seminoles' defensive line. As a senior, he was named ACC Defensive Lineman of the Week for his performance against Clemson when he returned an interception for a touchdown that helped lift the Seminoles to a 41-27 victory. Moffett totaled 19 tackles and had single season career high of 5.5 sacks during his last season with the Seminoles.

A native of Florida, Geneath played linebacker at Palm Bay Senior High School where he was ranked No. 4 in the Rivals Florida Top 50 during his senior season. He accumulated 160 tackles, eight sacks and four forced fumbles his senior year for the Pirates. Moffett was heavily recruited by the University of Miami, Georgia and Oklahoma before making the decision to commit to Florida State. He was also a two-time state champion in track and field.

The Sharks also announced Monday that the team has placed kicker Jon Striefsky on reassignment. Following the moves, the Sharks' roster remains at the League maximum of 24 active players.

JACKSONVILLE SHARKS

FOR IMMEDIATE RELEASE
MAY 24, 2016

Sharks Add New Weapon to Defense

JACKSONVILLE – The Jacksonville Sharks announced Tuesday that Jordan Miller will be assigned to the team. Per team policy, terms of the deal were not disclosed.

Miller (6'1", 335, Southern University) heads to Jacksonville after playing the multiple professional football leagues during his professional career.

Though Miller hasn't seen experience in the Arena Football League, he comes to Jacksonville after playing in both the NFL and the Champions of Indoor Football (CIF). After college, Miller was signed by the Chicago Bears as an undrafted free agent in 2011. He then went on to play two seasons with the Green Bay Packers and a season with the Jacksonville Jaguars before leaving to try out the AFL. After being placed on league suspension by the New Orleans VooDoo, he played for the Chicago Eagles in 2016.

Prior to his professional career, Miller attended Southern University from 2008 to 2010. In his senior season as a Jaguar, Miller led the team with 15 tackles for loss and nine sacks. Miller concluded his career at Southern with starting 31 games with a total of 90 tackles and 18 sacks.

Originally a native Nashville, Tennessee, Miller spent his high school career Upper Marlboro, Maryland where played for Largo High School.

FOR IMMEDIATE RELEASE
MAY 25, 2016

Sharks Sign Kicker Lindsey Wolfe

JACKSONVILLE – Jacksonville announced Wednesday that they have been assigned Kicker Lindsey Wolfe. Per team policy, terms of the contract were not disclosed.

The signing addresses Jacksonville's kicking need after Marco Capozzoli's retirement and the release of kicker Jon Striefsky after week eight. Capozzoli finished his career as the Sharks' all-time leader in field goals (24) and extra points (121.)

This Friday against Orlando will be Wolfe's first career start in the arena football league after he spent time with the Columbus Lions in the Professional Indoor Football League. Bringing Wolfe on with be a major step in improving the Sharks special teams which has struggled throughout the 2016 season.

Wolfe (5'11, 200) played for the Columbus Lions of the Professional Indoor Football league (PIFL.) Before his time in the PIFL, Wolfe attended college at Fort Valley State.

JACKSONVILLE SHARKS

**FOR IMMEDIATE RELEASE
MAY 30, 2016**

Sharks Acquire Four-Time All-Arena Receiver Reggie Gray

JACKSONVILLE – The Jacksonville Sharks announced Tuesday that the team has added a major playmaker to its lineup, as wide receiver Reggie Gray has been assigned to the Jacksonville roster. Per team policy, terms of the deal were not disclosed.

A player with an established track record as one of the most explosive playmakers in the Arena Football League, 32-year old Gray (5'10", 185) enters his sixth season in the League. The four-time All-Arena selection most recently spent each of the past two seasons with the San Jose SaberCats.

Most recently, "Big Play" Gray earned Cutters Wide Receiver of the Year and First Team All-Arena honors following a phenomenal 2015 season with San Jose. Gray led all AFL players with 162 receptions and tied for the League lead with 44 touchdown catches, totaling 1,698 receiving yards in the process. A force on special teams as well, Gray racked up 1,282 kickoff return yards and three touchdowns. Overall, Gray ranked second in the League with an average of 165.6 all-purpose yards per game.

Gray also served as a key contributor during the SaberCats' run to ArenaBowl XXVIII. In three postseason games, Gray totaled 21 receptions for 179 yards and seven scores while also returning 15 kickoffs for 316 yards and a touchdown. After scoring the game-winning touchdown in the National Conference Championship, Gray caught nine passes for 95 yards and three scores in San Jose's ArenaBowl victory over the Sharks.

In 2014, his first season with San Jose, Gray piled up 86 receptions for 1,054 yards and 29 touchdowns despite being limited to just 14 games. That year, Gray also totaled 564 kickoff return yards and a touchdown.

Prior to joining the SaberCats, Gray began his career with three consecutive Second Team All-Arena seasons with the Chicago Rush. In each of his three seasons with Chicago, Gray totaled at least 130 receptions, 1,900 receiving yards and 46 scores.

In 2013, Gray earned J. Lewis Small Playmaker of the Year honors after recording 140 receptions for 1,978 yards and 46 touchdowns while also averaging 22.9 yards per kickoff return and bringing three kicks back for scores. Gray finished second among all AFL players that season with an average of 174.7 all-purpose yards per game. During the 2012 season, Gray caught 140 passes for 1,937 yards and 48 touchdowns, ranking fifth, third and third, respectively, among all AFL receivers in each of those categories. Gray also totaled 1,292 kickoff return yards and three touchdowns during that season.

Breaking into the AFL with Chicago in 2011, Gray immediately established himself as one of the League's biggest playmakers. As a rookie, Gray recorded 1,969 yards and 49 touchdowns on 130 receptions, and also returned four kickoffs for a touchdown. That dynamic performance earned Gray a spot on the AFL's 2011 All-Ironman team. Prior to the start of his professional career, Gray played at Western Illinois, where he finished his career as the Leathernecks' all-time leader in receptions (155) and receiving yards (2,454). A native of Chicago, Gray attended Morgan Park High School.

JACKSONVILLE SHARKS

FOR IMMEDIATE RELEASE
JULY 1, 2016

Sharks Add Former Maryland Defensive Lineman Keith Bowers

JACKSONVILLE – The Jacksonville Sharks announced today that they were assigned defensive lineman Keith Bowers. Per team policy, the terms of the contract weren't released.

Bowers (6'2, 285) enters his rookie year in the AFL after playing four years at Maryland. During his college years at Maryland, Bowers was the first true freshmen to start along the defensive line since 2005. Additionally, Bowers was an honorable mention Freshman All-American.

After an injury-plagued Sophomore season, Bowers went on to start nine games his junior year and set a career-best nine tackles in one game. Bowers also started nine games his senior year and appeared in all twelve games.

The West Palm Beach, Florida native attended William T. Dwyer High School. There he led his team to the 2010 and 2009 Florida 4A State Championships. Additionally he allotted 15 sacks his senior year of high school.

FOR IMMEDIATE RELEASE
JULY 7, 2016

Schedule Change for Fan Appreciation Night

JACKSONVILLE – The Sharks announced today that they have changed the date of their final home game of the 2016 regular season. Originally scheduled for Sunday, July 31st the Sharks vs. Tampa Bay Storm has now been moved to Saturday, July 30th at 7pm at Sea Best Field.

The last game of the regular season will be 70s / Disco Night and Fan & Voter Appreciation Night presented by Duval County Supervisor of Elections. All season tickets and single game purchases with the 7/31 date will be honored for the 7/30 game. There will be no need to exchange your tickets.

The Sharks will be offering Family Four Packs for \$80 (\$140 value) and Tickets for as low as \$13 (offers cannot be combined). To get tickets for this game go to jaxsharktickets.com or call 904.621.0700.

JACKSONVILLE SHARKS

FOR IMMEDIATE RELEASE
JULY 18, 2016

Sharks Release Head Coach Les Moss

JACKSONVILLE – The Sharks announced Monday that head coach Les Moss has been relieved of his duties effective immediately.

Moss is the only head coach since the team's inaugural season in 2010 and is 77-54 overall with the Sharks. Moss is 70-50 during regular season and 7-4 in the playoffs.

During Moss' tenure, the Sharks have made it to two Arenabowls including a 73-70 victory over the Arizona Rattlers in Arena Bowl XXIV in the team's second season, won two American Conference Championships (2011 & 2015) and four South Division titles (2010-2013.)

Unfortunately, the past three seasons have fallen short of expectations with Moss posting a 22-28 regular season record. Additionally, the Sharks have not hosted a playoff game since 2013.

"We would like to thank Coach Moss for helping us start the Jacksonville Sharks and put Jacksonville on the Arena Football League map." Operating Manager Jeff Bouchy said. "We are indebted to him for our early successes and we wish him well in his future coaching endeavors."

The 2010 Coach of the year began his career in the AFL as an assistant coach for the Chicago Bruisers in 1988. Moss was the Defensive Coordinator for the Orlando Predators from 1991-2003 where he helped the team win two AFL Championships in 1998 and 2000.

Moss' first head coaching job was for the Scranton Pioneers of the AF2 from 2004-2009 and was hired by the Sharks in 2010.

FOR IMMEDIATE RELEASE
JULY 19, 2016

Sharks Name Bob Landsee Interim Head Coach

JACKSONVILLE – The Jacksonville Sharks announced Tuesday that Sharks' Line Coach Bob Landsee will be the Interim Head Coach for the remainder of the 2016 regular season and playoffs.

Landsee began his coaching career in the AFL as the offensive line coach with the Milwaukee Mustangs in 1999. He then went on to coach for the Toronto Phantoms (2002) and the Indiana Firebirds (2003). He returned to the AFL as the Head Coach of the Milwaukee Iron in 2010 where the team finished 11-5. That season, the Iron lost in the National Conference Championship game to the Spokane Shock who went on to win ArenaBowl XXIII.

In 2005, he became the Head Coach of the Green Bay Blizzard of the af2 League and coached there in 2005-06 and again in the 2008-09 seasons. He finished his af2 coaching career with a 45-28 record while leading the Blizzard to ArenaCup VII in 2006.

Landsee attended the University of Wisconsin and earned All-American and All-Big Ten honors as a center before being drafted by the Philadelphia Eagles in the sixth round of the 1986 NFL Draft. He played for the Eagles for two seasons, but a knee injury ended his NFL playing career in 1987.