



2015 BEES MEDIA GUIDE



Miller Sports Properties



Table of Contents

PAGE 4-5	Media Information
PAGE 8	Gail Miller, Owner, Larry H. Miller Group of Companies
PAGE 9	Steve Starks, President, Miller Sports Properties
PAGE 10	Jim Olson, Chief Operating Officer, Miller Sports Properties
PAGE 11	Don Stirling, Chief Revenue Officer
PAGE 12	Marc Amicone, Vice President/General Manager
PAGE 13-16	Executives/Front Office
PAGE 17	Bees on the Airwaves
PAGE 18	Smith's Ballpark
PAGE 20	Team Information and Awards
PAGE 21	Dave Anderson, Manager
PAGE 22	Coaching Staff
PAGE 23-116	Players
PAGE 117-140	2014 Season
PAGE 141-196	Salt Lake Franchise Records
PAGE 197-220	All-Time Salt Lake Stats
PAGE 221-228	Year-by-Year, Franchise Coaching Staffs, Opening Day
PAGE 229	Last Time It Happened
PAGE 230-231	Notable Former Salt Lake Players
PAGE 232-233	Bees in the Community
PAGE 234-235	History
PAGE 237-239	Pacific Coast League Information
PAGE 240-270	Pacific Coast League Teams
PAGE 272	Angels Information
PAGE 273-277	Angels Minor League Affiliates
PAGE 278-281	Medical Glossary
PAGE 282-283	MiLB Transaction Glossary
PAGE 284	Baseball Calculations

TRIPLE-A AFFILIATE OF THE LOS ANGELES ANGELS OF ANAHEIM

EDITORS	Kraig Williams and Steve Klauke
ART DIRECTION	Derek Christensen, Jamie Harris, Jordan Gough, Brooke Lynch and Saxton Horne Advertising Media Services
EDITORIAL ASSISTANCE	Shelby Cravens, Steven Potter and the Los Angeles Angels of Anaheim Communications Department
PHOTOGRAPHY	Brent Asay
PRINTING	Peczuh Printing

Media Information



77 West 1300 South

Salt Lake City, Utah 84115

Phone: (801) 350-6900

Fax: (801) 485-6818

WEBSITE: www.slbees.com

E-MAIL ADDRESS: info@slbees.com

Salt Lake Bees Communications Staff

FRANK ZANG (801) 325-2570
Senior Vice President of Communications
frank.zang@slbees.com

KRAIG WILLIAMS (801) 325-6963
Communications Manager
kraig.williams@slbees.com
(day-to-day contact)

PRESS BOX (801) 350-6963
.....fax (801) 350-6980



FRANK ZANG



KRAIG WILLIAMS

Smith's Ballpark

The home of the Bees, Smith's Ballpark is located at 77 West 1300 South in Salt Lake City, Utah. Directions to the field are as follows:

I-15 North and Southbound traffic can exit at 1300 South and go east until you reach the ballpark at West Temple.

Alternate Directions: I-15 Northbound take the 2100 South exit and go east to West Temple. Turn north to 1300 South. Smith's Ballpark is on the corner of 1300 South and West Temple.

I-15 Southbound take the Beck Street exit (turns into 300 West). Continue south to 1300 South. Turn left and go east until you come to the ballpark on the corner of 1300 South and West Temple.

TRAX is also available to and from all of the ballgames. Exit TRAX at the "Ballpark" station at 1300 South and walk one block east to the stadium.

Clubhouse

The Bees clubhouse is open two hours before game time and will remain open until 45 minutes prior to game time. The clubhouse will open 10 minutes following the conclusion of the game. The players' lounge, weight room and training room are closed to media at all times. Still photographers are not permitted in the clubhouse. Cell phone use by the media is prohibited inside team clubhouses. The Bees will rely on the media to maintain a courteous, professional atmosphere in the clubhouse at all times. Visiting clubhouse policy will be dictated by the visiting team. The umpire's dressing

Media Information

room is off-limits to the media. If a comment or interpretation from the crew chief is needed, a pool reporter may be assigned.

Credentials

Two credentials are honored for admission to Smith's Ballpark: Bees season media passes and Bees single-game passes (good for date specified). Media members may apply for credentials by emailing requests to Kraig Williams at kraig.williams@slbees.com. Requests for single-game credentials must be made no later than 2 p.m. on gameday. Credentials may be picked up at the front desk (identification required). Media with Bees season passes are asked to contact the Bees to ensure appropriate accommodations are made before each game. Freelance reporters and photographers applying for credentials must provide the Bees with story assignment information prior to receiving credentials. Credentials are nontransferable and do not guarantee a seat. While at Smith's Ballpark, media members are required to wear credentials at all times. Any member of the media requesting autographs while credentialed will have the press access revoked.

Interviews

Requests for interviews that need advance preparation or special accommodations by a Bees player or staff member must be directed to the Bees Communications Department.

Live Shots

Television stations producing live shots from Smith's Ballpark must inform Kraig Williams in the Bees Communications Department. Live shots must be concluded no later than 30 minutes prior to the game.

Parking

Media parking is located down the right field line off of West Temple. Parking for those with season credentials and single-game passes must be requested for each game. Parking spaces are not guaranteed.

Photo/Video

Credentialed photographers are allowed on the field during games only in the designated camera wells. Photographers entering or leaving the field are to do so between innings only. The Bees ask that photographers please be considerate of fans behind them.

Pregame

Prior to most games, the Bees will take batting practice approximately two and one-half hours before game time. The visiting team will follow about 45 minutes later.

Press Box

Space in the press box at Smith's Ballpark is available for accredited members of the media on assignment only. Each media outlet with an assigned beat writer will have a reserved seat. All others will be on a first-come, first-served basis. The press box is equipped with wireless internet access and courtesy phone lines. Children, family, friends and non-working press are not allowed in the press box.

Press Entrance

Media members may enter Smith's Ballpark through the VIP doors next to the main gate or through the right field tunnel next to the parking lot.

Online Press Box

The Salt Lake Bees have a website dedicated solely for the media's use. The site (<http://pressbox.slbees.com>) features easy access to the most current Bees gameday information, story ideas, audio files from Bees, batting practices and games, game notes, press releases, league public relations contacts and daily media availability times. The site, which also includes player photos and team logos, is updated daily in an effort to provide the latest information on the team. The online pressbox is password protected and restricted to media who cover the Bees, MiLB and MLB. To obtain access, please contact Kraig Williams at kraig.williams@slbees.com.



FRONT OFFICE

Executive Office

FRONT OFFICE



Karen Gail Miller, Owner, Larry H. Miller Group of Companies

Gail and her late husband, Larry, grew their businesses into one of the largest privately owned companies in the United States. Beginning with the purchase of Toyota of Murray (Utah) in 1979, the Larry H. Miller Group is now comprised of more than 80 businesses and properties, operating in 46 states and employing more than 10,000 people. This includes 55 automobile dealerships, more than 100 sports apparel retail stores, 18 movie theatre complexes, the Utah Jazz, the Salt Lake Bees, EnergySolutions Arena, Miller Performance, television and radio stations, and several other automotive, financial, sports, real estate, retail and hospitality companies.

Gail has a strong legacy of giving back to the communities where the LHM Group conducts business. This includes financial contributions, as well as her time and service and that of LHM Group employees. Gail and Larry created the Larry H. Miller Education Foundation, which awards college and trade school scholarships to dependent children of her employees; the Driven 2 Teach program, which takes Utah high school American history teachers to important historical sites throughout the United States for hands-on learning seminars; and Larry H. Miller Charities, which donates to qualified nonprofit organizations. They also established the Larry H. & Gail Miller Family Foundation, which supports religious, charitable, scientific, literary and educational programs. Gail is the chair of the board of trustees of Salt Lake Community College, serves on the National Advisory Council at the University of Utah, and sits on the board of trustees for Intermountain Healthcare and Zions Bank.

She holds an honorary alumna award from Brigham Young University and is the recipient of two honorary degrees—a Doctor of Humanities from Weber State University and a Doctor of Humane Letters from Salt Lake Community College. In March of 2015, Gail was honored as A Giant In Our City by the Salt Lake Chamber. In 2014, she received the Utah Best of State in the Individual Humanitarian Community Development—Private Sector category. The Continuum of Caring award was given to Gail by the Friends of the Senior Charity Care Foundation, due to her demonstrated strong support for the senior population throughout Salt Lake, Davis and Utah counties.

In 2012, the Salt Lake Chamber bestowed upon her the Athena Award in recognition of her lifetime achievements in both business and the community. Gail also received the Bronze Minuteman Award from the Utah National Guard in recognition for her service and leadership among Utahns, and the Legacy of Life Award from the Intermountain Medical Heart and Lung Research Foundation, which recognizes eminent leaders with Utah ties for their contribution to the well-being of people everywhere. In 2009, Gail was named the *Salt Lake Tribune's* Most Influential Sports Figure in Utah.

Gail is married to Kim Wilson and resides in Salt Lake City, Utah.



Steve Starks President Miller Sports Properties

Steve Starks became president of Miller Sports Properties in March 2015. In this capacity, he oversees the operation of the NBA's Utah Jazz; MiLB's Triple-A Salt Lake Bees; the world-renowned Miller Motorsports Park; EnergySolutions Arena, which seats nearly 20,000 fans; the Tour of Utah professional cycling race; independent television station KJZZ-TV; the sports radio stations comprising The Zone Sports Network; and All-Star Catering.

Starks also serves as the president of Miller Retail Properties, which includes the Larry H. Miller Megaplex Theatres, Fanzz Sports Stores and Saxton Horne Communications.

Since joining the organization in 2007, Starks has contributed in a variety of management roles. He is executive vice president of Larry H. Miller Management Corporation where he has been responsible for acquisitions, Total Care Auto and Saxton Horne Communications. Since 2013, he has overseen Megaplex Theatres and Fanzz Sports Stores. His work has resulted in measurable growth in terms of revenue, reach and number of employees.

Prior to joining the LHM Group, Starks was the managing director for Utah Policy Partnership (2005–07), which was a public-private venture created to improve operations of Utah state government. He also helped manage Governor-elect Jon Huntsman's transition team in 2004.

In 2011, he received the Larry H. Miller Leadership Excellence Award and was also named a Forty Under 40 awardee by *Utah Business Magazine* in 2012.

Starks graduated from Weber State University with a bachelor's degree in integrated studies in 2003. He has been actively involved in the community for the past 10 years and currently serves as a member of the Utah State Governor's Advisory Board and on the board of trustees at Weber State University. He is also a past member of the board for The Road Home.

Executive Office

FRONT OFFICE



Jim Olson, Chief Operating Officer, Miller Sports Properties

Entering his 21st season with the Larry H. Miller Group of Companies, Jim Olson is the chief operating officer for Miller Sports Properties. In his current capacity, Olson is responsible for the business operations of the eight business entities that make up Miller Sports Properties—the NBA's Utah Jazz; MiLB's Triple-A Salt Lake Bees; the world-renowned Miller Motorsports Park; EnergySolutions Arena, which seats nearly 20,000 fans; the Tour of Utah professional cycling race; independent television station KJZZ-TV; the sports radio stations comprising The Zone Sports Network; and All-Star Catering.

Olson originally joined the Jazz in 1994 as the phone center ticket manager before being promoted to director of tickets and the arena ticket manager in 1996. His duties included responsibility for the Jazz sales staff and arena box office operations and sales. In June of 2003, he was promoted to vice president of ticket sales, where his responsibilities expanded to overseeing all Jazz ticket sales, the Jazz season ticket office, the Jazz 100 Club, suite and VIP sales and services, the Junior Jazz program, arena ticket sales, and later, responsibility for ticket and suite sales for the Salt Lake Bees after they were acquired by LHM Sports and Entertainment Group of Companies in 2005.

Olson served in the vice president role until his promotion to senior vice president of sales and marketing. For the past six years, his responsibilities included ticket, suite and premium sales and services, the Jazz 100 Club, food services, game operations, guest services, building operations and security and marketing for the Jazz and EnergySolutions Arena. In addition, he also oversaw the Salt Lake Bees Triple-A baseball team.

A native of Salt Lake City, Olson graduated from the University of Utah with a bachelor's degree in communications. While at the University of Utah, he worked in the athletic department spending time in both the ticket office and sports information department. Following the University of Utah, he attended Northeastern University in Boston where he received a master's degree in sports and recreation management. As part of his education, he worked in conjunction with the Boston Celtics, New England Patriots and the Boston Bruins doing research analysis for their marketing efforts. Following graduation, he returned to Utah and was hired by the Jazz.

Olson is active in the community, as he currently serves on the Board of Jr. Achievement, the Downtown Alliance, Visit Salt Lake and the Salt Lake Chamber Board of Governors, and has been a chair for the Salt Lake Chamber's Business to Business Expo. He and his wife, Suzi, have four children—Madi, Jon, Abe and Lily—reside in Salt Lake City.



Don Stirling, Chief Revenue Officer, Miller Sports Properties

As chief revenue officer for Miller Sports Properties (MSP), Don Stirling is responsible for identifying and developing new areas of revenue generation as well as optimizing existing revenue streams. Miller Sports Properties includes the NBA's Utah Jazz; MiLB's Triple-A Salt Lake Bees; the world-renowned Miller Motorsports Park; EnergySolutions Arena, which seats nearly 20,000 fans; the Tour of Utah professional cycling race; independent television station KJZZ-TV; the sports radio stations comprising The Zone Sports Network; and All-Star Catering.

In this role, Stirling is also responsible for management of the marketing; corporate partnerships; tickets, suites and clubs; and public and community relations functions at MSP.

Prior to his role with MSP, Stirling served as a vice president of special projects for Larry H. Miller Management Corporation (LHMCC), which provides operating services for the Larry H. Miller Group of Companies including corporate governance, finance and related services, human resources, charitable endeavors, government relations and more.

Before joining LHMCC, Stirling spent six years as the national finance director/senior finance advisor for Governor Mitt Romney, serving as a key leader and strategist for the fundraising team that raised over \$1 billion for the 2012 Republican nominee.

Stirling brings more than two decades of marketing, sponsorship, sports industry and development experience to MSP. He held strategic sales and marketing positions with NBA Properties, Ladies Professional Golf Association, the Salt Lake Organizing Committee for the 2002 Olympic Winter Games (SLOC), IMG and the Massachusetts Sports Commission.

While at SLOC, Stirling played an integral role in securing sponsorship sales of \$870 million, including revenue from sponsors, suppliers, donors and licensees.

His role at the Massachusetts Sports Commission included CEO of the Boston local organizing committee for the 2006 NCAA Women's Final Four and overseeing winning bids for the 2006 WNBA Draft, 2008 NCAA Men's Lacrosse Championships, 2008 Women's U.S. Olympic Marathon Trials and the 2009 ACC Baseball Championships.

Stirling also served as chief marketing and publishing officer for Deseret Book. While there, he managed and directed the marketing and publishing divisions and was responsible for the development and production of more than 100 books, CDs and DVDs annually.

Additional experience includes marketing and development for Operation Kids, the leader in providing customized philanthropic services for individuals, families and companies; the Children's Miracle Network, and Pinnacle Music and Entertainment Group.

Stirling is a graduate of Brigham Young University. He and his wife, April, reside in Cottonwood Heights and are the parents of four children. They also have two granddaughters.

Executive Office



Marc Amicone, Vice President/General Manager, Salt Lake Bees

Marc Amicone enters his 11th season as the vice president/general manager of the Salt Lake Bees in 2015. In this role, Amicone is responsible for all aspects of the team's day-to-day operations.

In 2005, Amicone's first year in his current position, he was an integral part of the organization's name change from the Salt Lake Stingers to the Salt Lake Bees, which included securing naming permission from the Single-A Burlington Bees. The 2006 season saw Amicone guide the Bees to the team's most successful year under the ownership of Larry H. Miller, winning a Pacific North Division title while also seeing an increase in overall attendance and ticket sales. The Bees followed suit in 2007, claiming a second consecutive division title. Capturing a third consecutive division title in 2008, the Bees exceeded the 500,000 mark in total fan attendance, a first for the club since the 2000 season.

In 2009, under Amicone's direction, the team announced midseason that Salt Lake City would host the 2011 Triple-A All-Star Game. Following the 2009 season, the Pacific Coast League named Amicone its Executive of the Year, an honor annually awarded by PCL owners and general managers to one league executive for distinguished performance.

The Bees once again topped the half-million mark in total fan attendance in 2010. Playing host to Triple-A Baseball's midsummer classic in 2011, the Bees welcomed over 30,000 fans to Salt Lake City for the four-day event that included a concert, home run derby, Miracle League Baseball game and the 24th annual All-Star Game, all achieved under Amicone's lead. The club once again surpassed the half-million mark in total fan attendance in 2012.

In 2013, Salt Lake hosted a Major League Baseball exhibition game between the Seattle Mariners and Colorado Rockies; hosted its 10-millionth fan in franchise history; and the Bees saw their attendance grow to the highest mark since the 1998 season. Prior to the start of the 2014 season, Amicone helped secure a partnership with Smith's Food & Drug Stores Inc., for a multi-year sponsorship deal, that included the naming rights to Smith's Ballpark. In addition to his duties with the Salt Lake Bees Amicone also currently sits on the PCL Executive Committee.

Before joining the Larry H. Miller Group, Amicone served as the assistant athletics director for marketing at the University of Utah for 16 years. His duties included negotiating and maintaining the athletic department's radio and television contracts, and the sales and maintenance of sponsorships. Additionally, Amicone supervised the men's and women's swimming, golf and baseball teams. The Salt Lake City native began his career as an intern with the Salt Lake Golden Eagles in 1979, becoming the club's general manager eight years later. He was awarded the International Hockey League's Executive of the Year award twice (1986-87 and 1987-88).

Amicone earned a bachelor's degree in commercial recreation management and a master's degree in sports management at the University of Utah. He also played baseball at the school from 1976-79. His wife, Mary Kay, is currently the head softball coach at Weber State University in Ogden, Utah. The couple has two sons, Trevor and Derek, and reside in South Weber, Utah.

Ty Burrell



FRONT OFFICE

Front Office

FRONT OFFICE



CHRIS BAUM
Senior VP, Corporate
Partnerships



JIM BELL
VP of Public Safety



JAMIE GALILEO
VP of Facilities



SAM HARKNESS
General Counsel



CLAY JENSEN
Senior VP, Tickets,
Suites & Clubs



NATHAN KENYON
VP of Finance
(Teams and Venues)



RICH MUIRBROOK
VP of Ticket Sales



CRAIG SANDERS
Senior VP of
Marketing & Game
Operations



MIKE SNARR
VP of Strategic
Partnerships



MARK STEDMAN
VP of Food Services



GREG TANNER
VP of Corporate
Partnerships



BOBBIE WALKER
VP of Ticket
Operations



RANDY WRIGHT
VP of Finance,
Media & Retail



FRANK ZANG
Senior VP of
Communications

Front Office

FRONT OFFICE



BRENT ASAY
Team Photographer




KEVIN ASAY
Grounds Crew




RYAN BASS
Ticket & Group Sales
Executive



BRIAN BUDROW
Ticket & Group Sales
Executive



DAVID CRAVENS
Ticket & Group Sales
Executive



DAVE DALTON
Food & Beverage
Director



KEVIN DALTON
Marketing Director



COLIN FORBES
Group Sales
Manager



PAUL GAERTE
Controller



RENATA HADDEN
Manager of Game
Operations



RYAN HEINER
Grounds Crew



DOMINIC HUNTER
Ticket & Group
Sales Executive



BRAD JACOWAY
Director of Ticket
Sales



BRYAN KINNEBERG
Manager of Baseball
Operations



BILL LEA
Digital Director



NATE MARTINEZ
Youth Program
Manager

Front Office

FRONT OFFICE



ROBBY MONSON
Ticket & Group Sales
Executive




TYLER PARSON
Ticket & Group
Sales Executive



DR. DAVE PETRON
Team Physician



KOY PRUITT
Ticket & Group Sales
Executive



ELI RICE
Clubhouse Manager



LAURA RUSSELL
Director of Ticket
Operations



DUANE SARTORI
Box Office
Supervisor



KYLE SCAGNELLI
Ticket & Group
Sales Executive



BRIAN SOUKUP
Head Groundskeeper



JACK STAHL
Commissary
Manager



KRAIG WILLIAMS
Communications
Manager



Steve Klauke Team Broadcaster

Klauke, the only “voice” in franchise history, is set to begin his 22nd season as the team’s play-by-play broadcaster in 2015. Klauke has been at the mic for 3,064 of the club’s 3,074 regular season and postseason games dating back to Salt Lake’s first game on April 9, 1994 in Vancouver. On June 24, 2014, Klauke called his 3,000th game for the team. This offseason Klauke was named Ballpark Digest 2014 Broadcaster of the Year and Utah Sportscaster of the Year

Since being hired as the radio and television broadcaster for the Salt Lake Buzz in 1994, Klauke has described more than 165,000 outs, accompanied thousands of home runs by his signature, “It’s up there, it’s out there, it’s gone!” call, and punctuated 1,562 Bees wins with “handshakes and high fives all around.”

In addition to the Bees, Klauke has filled in for the Utah Jazz, Utah Grizzlies, Weber State football and basketball, University of Utah men’s and women’s basketball, and a pair of games for the Toronto Blue Jays in 2004.

Klauke has also called the action for countless high school football and basketball games in Illinois, South Carolina, Wisconsin and Utah. He handled the play-by-play duties of the Utah Flash for two seasons in the NBA Development League. In 1995, Klauke was named Utah Sportscaster of the Year, and in 1997, he was inducted into the Utah Softball Hall of Fame for his hundreds of broadcasts of men’s fastpitch softball.

Also a self-proclaimed food critic, Klauke visits restaurants featured on the TV show “Diners, Drive-Ins and Dives” while on the road with the Bees and authors a blog about his experiences titled “Triple-D in Triple-A,” which is available on the Salt Lake Bees website. Klauke and his wife, Sue, live in Sandy and are the parents of two children, Adam and Lisa.

All 144 Bees games will air in their entirety on KZNS 1280 AM (1280 The Zone) while five home games will also be televised live on KJZZ 14. All Bees games can also be heard online at slbees.com. Steve Klauke will provide play-by-play coverage for all home and road games.

Smith's Ballpark

Facts and Figures:

SEATING CAPACITY: 15,344

YEAR OPENED: 1994

PLAYING SURFACE: Natural

ELEVATION AT HOME PLATE: 4,229 feet above sea level

HOME PLATE TO BACKSTOP: 60'

CENTERFIELD BATTER'S EYE: 80' by 40'

LIGHT TOWERS: 130' above playing surface

Outfield Dimensions:

Left Field Line 345', Left Center 385',

Center Field 420', Right Center 375',

20' from Right Field Line 345',

Right Field Line 315', Outfield Wall 10' high

Built in record time and with features reminiscent of the classic, old-time ballparks, Smith's Ballpark (Franklin Quest Field from 1994–2000, Franklin Covey Field from 2000–2008, Spring Mobile Ballpark 2008–2013) opened in April of 1994, beginning an exciting new era of professional baseball in Utah.

Construction

The late Larry H. Miller, anxious to bring professional baseball back to Utah after a lengthy hiatus, teamed with then-owner Joe Buzas to make a new ballpark in Salt Lake City a reality. Miller would act as project manager in conjunction with construction manager Sahara Construction and numerous subcontractors and consultants to set a new standard for both speed and quality. Funding would come from a variety of sources: Salt Lake City and its Redevelopment Agency (\$12 million), Salt Lake County (\$2.5 million), the State of Utah (\$1.8 million), the Delores Dore Eccles Foundation, Larry H. Miller and the banking community of Salt Lake. But before Smith's Ballpark could be built, Derks Field, a mainstay in Utah baseball, would have to be demolished. Due to new stadium requirements imposed by the professional baseball agreement, the old stadium and playing field would have to be removed. Demolition began in May of 1993 and the new stadium was dedicated on April 9, 1994. The first game played at Smith's Ballpark was on April 11, 1994 against the Edmonton Trappers.

The View

Well-known for its scenic view of the Wasatch Mountains, Smith's Ballpark features seating that curves toward the playing field to enhance sight lines for every seat. The suite level is one of the closest upper decks in the nation, offering fans the amenities of comfort without



sacrificing proximity to the field of play. The outfield is asymmetrical (345' left field foul line, 386' left center alley, 420' center field, 373' right center alley and a 315' right field line). Right field has a short home run porch, and bullpens are on the field directly in front of the fans.

A Sense of History

Artists Paul Heath and Willy Littig created a series of glass panels, located at the top of Smith's Ballpark's four exterior towers, to offer a visual narration of professional baseball in Utah. They travel from randomly scheduled games by the Red Stockings and the Deserters in the late 1800s, through the eras of Municipal Park and Derks Field, to the beginning of the Buzz.

Proposals for the stadium art project were requested from local artists by the Salt Lake Arts Council as a part of the city's "Percent for Art" policy that had been in effect since the 1970s. It assures that a portion of the money spent on capital projects is used for the inclusion of art. The two winning artists titled their work "Lanterns of Salt Lake Baseball History." Heath took responsibility for most of the design after researching professional baseball history along the Wasatch Front. Together they cut the stencils, and Littig took over control of turning the stencils into the finished etched glass.

Each panel represents teams, players, managers, owners, reporters and broadcasters who have played a part in Salt Lake's baseball culture. Among those found are Dick "Dr. Strangeglove" Stuart, Art Teece, Dick Hall, Enid Cosgriff, the Red Stockings, Bill Howard, John Derks and Phil Knuckles. One memorable feat depicted is that of "Poosh'um Up" Tony Lazzeri, the future Hall of Famer who hit 60 home runs for the Bees during the 1925 season, two years before Babe Ruth hit 60 for the Yankees. Another feat that is recognized in glass is the 29-game winning streak of the 1987 Salt Lake Trappers of the Pioneer League.

COACHES / PLAYERS

Salt Lake Bees



Salt Lake Bees

Triple-A Affiliate of the Los Angeles Angels
of Anaheim (since 2001)
Pacific Coast League (since 1994)
Pacific South Division
2014 Record: 60-84

COACHES / PLAYERS

2014 Award Winners

Infielder Grant Green

Outfielder Brennan Boesch

Pitcher Caleb Clay

Infielder Shawn O'Malley

Angels Minor League Offensive Player of the Month (April)

PCL Midseason All-Star

2014 All-PCL Team

MiLB PCL Player of the Month (July)

PCL Player of the Week (June 16-22)

PCL Pitcher of the Week (July 14-20)

PCL Midseason All-Star

Grant Green



Dave Anderson – Manager

Dave Anderson becomes the ninth manager in Salt Lake franchise history as he begins his first season as skipper for the Bees in 2015. Anderson has been coaching baseball since 1994 and has spent eight seasons as a minor league manager, compiling a 534-512 (.511) record with three trips to the playoffs.

Prior to joining the Angels organization, Anderson spent 2014 as an infield instructor for the Baltimore Orioles. Anderson spent five years as a big league coach with the Texas Rangers, overseeing the club's infield defense, base running and the daily schedule during Spring Training while coaching first base in 2013 and first base from 2009–12.

Prior to coaching in the majors, Anderson managed at every level of Minor League Baseball, starting his career with the Jamestown Jammers of the New York-Penn League in the Detroit Tigers organization in 1994. From there, Anderson spent two seasons with Lakeland in the Florida State League, three seasons with Jacksonville in the Southern League, and half a season with Toledo in the International League.

On June 23, 2000, Anderson accepted the head coaching position at his alma mater, the University of Memphis. Anderson spent four seasons with the Tigers (2001–04) and amassed a 104-116 record. Anderson returned to managing in 2007 with the Frisco Roughriders in the Texas League and led the Rangers Double-A affiliate to a division title and a playoff berth in his only year at the helm.

As a player, Anderson starred at Gibbs High School in St. Petersburg, Fla. and the University of Memphis, where he was named a first team All-American in 1981. The Los Angeles Dodgers selected Anderson in the first round (22nd overall) in the 1981 Amateur Draft. Anderson played 10 years in the major leagues, eight with the Dodgers and two with the San Francisco Giants. He appeared in 116 games for the 1988 Dodgers World Series championship team and was a teammate of Angels manager Mike Scioscia for all eight seasons with the Dodgers.



COACHES / PLAYERS

Managerial Record

YEAR	CLUB	LEAGUE	WON	LOST	PCT.	FINISH
1994	Jamestown Jammers	New York-Penn	42	32	.568	Fourth*
1995	Lakeland Tigers	Florida State	64	69	.481	Fourth/Seventh
1996	Lakeland Tigers	Florida State	61	77	.442	Sixth/Seventh
1997	Jacksonville Suns	Southern	66	73	.475	Second/Fourth**
1998	Jacksonville Suns	Southern	86	54	.614	First/Second
1999	Jacksonville Suns	Southern	75	66	.532	Second/Second
2000	Toledo Mud Hens	International	55	86	.390	Fourth***
2007	Frisco RoughRiders	Texas	85	55	.607	First****
TOTALS (8 SEASONS)			534	512	.511	

* Won New York-Penn League Stadler Division

**Lost 3-1 to Mobile in Southern League Championship Series

***Accepted head coaching position at University of Memphis on June 23, 2000

**** Won Texas League South Division Championship, Lost 3-0 to San Antonio in Texas League Division Series

Coaching Staff



Johnny Narron – Hitting Coach

Johnny Narron joins Salt Lake in 2015 for his first season with the Angels organization after spending the previous three years as the hitting coach for the Milwaukee Brewers. Under Narron's guidance, the Brewers led the National League in both runs (776) and home runs (202) in 2012. Previously Narron was on the Texas Rangers coaching staff alongside Bees manager Dave Anderson from 2008–11 serving as assistant hitting coach and a special assignment coach.



Erik Bennett – Pitching Coach

Erik Bennett, entering his 20th season with the Angels organization, returns to the Bees for an eighth season as pitching coach. The 45-year-old former major league pitcher began his coaching career as the pitching coach for Single-A Rancho Cucamonga in 1997. He served as pitching coach for Cedar Rapids and Arkansas prior to joining the Bees. Bennett played 10 seasons of professional baseball, including time with the California Angels, Minnesota Twins and Salt Lake Buzz.



Brian Reinker – Trainer

Brian Reinker returns to Salt Lake in 2015 for his eighth season with the Bees and his 12th season as a trainer in the Angels organization. Previously with the Double-A Arkansas Travelers for two seasons, Reinker began working with the Angels as a trainer for the Arizona Summer League in Mesa in 2003 before moving on to Single-A Cedar Rapids in 2004 and Rancho Cucamonga in 2005 and 2006.



Josh Fields – Strength & Conditioning Coach

The 2015 season marks Fields' sixth year with the Salt Lake Bees after spending 2009 as strength and conditioning coach for the Double-A Arkansas Travelers. Prior to the Travs, he spent two seasons with the Single-A Lexington Legends.



Victor Alcantara - Pitcher

Bats: RIGHT Throws: RIGHT Ht.: 6-2 Wt.: 190

Opening Day Age: 22 Born: April 3, 1993
 Birthplace: Santo Domingo, Dominican Republic

Acquired: Signed with the Angels as an amateur free agent prior to the 2012 season

COACHES / PLAYERS

BEELINES

- Entering fourth professional season
- MLBpipeline.com Angels #16 prospect

2014 Season

Single-A Burlington

- Finished second on the Midwest League Bees with 20 starts and 125.1 innings pitched

2013 Season

Rookie Orem

- Made stateside debut with the Owlz on June 20

2012 Season

Rookie DSL Angels

- Made professional debut with the Dominican League Angels

Personal/Misc.

- Victor Alfonso Alcantara

Career Statistics

Year	Team	W	L	ERA	G	GS	SV	IP	H	R	ER	HR	BB	SO	HBP	WP	WHIP
2012	DSL Angels	5	4	2.12	14	14	0	72.0	51	27	17	0	40	77	2	14	1.264
2013	Orem Owlz	2	5	7.47	17	12	0	59.0	73	59	49	10	35	48	2	14	1.831
2014	Burlington Bees	7	6	3.81	27	20	1	125.1	98	57	53	6	60	117	4	18	1.261
MINOR LEAGUE TOTALS		14	15	4.18	58	46	1	256.1	222	143	119	16	135	242	8	46	1.393

Players



Jose Alvarez - Pitcher

Bats: LEFT Throws: LEFT Ht.: 5-11 Wt.: 180

Opening Day Age: 25 Born: May 6, 1989
Birthplace: Barcelona, Venezuela

Acquired: Traded to the Angels from the Detroit Tigers for Andrew Romine on March 21, 2014

BEELINES

- Entering eighth professional season, second in the Angels organization
- Ranked as Detroit's #21 prospect following the 2013 season by *Baseball America*
- Named to the 2011 Florida State League and 2009 New York-Penn League All-Star Teams

2014 Season

Salt Lake Bees/Los Angeles Angels

- Started six games in Salt Lake before going on the disabled list
- Made Angels debut on April 14, pitching 0.2 innings of relief with a strikeout

2013 Season

Triple-A Toledo/Detroit Tigers

- Made 20 starts in 21 appearances with the Mud Hens
- Owned a 8-6 record with an ERA of 2.80 in 128.2 innings pitched in Toledo
- Led the International League in strikeouts and WHIP in June prior to MLB call-up
- Made MLB debut on June 9, picking up the win while striking out seven in six innings

2012 Season

Double-A Jacksonville (Miami)

- Started 24 games earning a record of 6-9
- Owned 70 strikeouts and an ERA of 4.22 in 128.2 innings pitched
- Threw three complete games for the Suns
- Awarded Southern League Player of the Week for the week of June 25

2011 Season

Single-A Jupiter/Double-A Jacksonville (Florida)

- Named a Florida State League Mid-Season All-Star
- Posted a 2.96 ERA with 73 strikeouts for the Hammerheads
- Promoted to Jacksonville on July 2, posting a 2-6 record and 5.35 ERA for the Suns

Players

2010 Season

Single-A Greensboro (Florida)

- Started 26 of 27 games pitched in.
- Finished with a 10-3 record and a 3.58 ERA
- Pitched an ERA of 3.58 with a record of 10-3
- Struck out a career best 9.4 batters per 9 innings

2009 Season

Single-A Lowell/Single-A Salem (Boston)

- Went 1-1 in 12 relief appearances for Salem
- Moved to short season Lowell on June 20
- Named a New York-Penn League All-Star with the Spinners
- Finished with an 8-3 record a 1.52 ERA for Lowell in 14 games, 12 starts

2008 Season

Single-A Greenville (Boston)

- Went 8-9 with 19 starts and 24 total appearances for the Drive

2007 Season

Rookie GCL Red Sox (Boston)

- First season in the United States
- Made 11 appearances (9 starts) for the GCL Red Sox
- Finished 4-1 with a 1.84 ERA

2006 Season

Rookie DSL Red Sox (Boston)

- Spent first professional season with the Dominican League Red Sox
- Earned a 1.61 ERA in 15 games (8 starts) with a 2-1 record.

Personal/Misc.

- Jose Ricardo Alvarez

Career Statistics

Year	Team	W	L	ERA	G	GS	SV	IP	H	R	ER	HR	BB	SO	HBP	WP	WHIP
2006	DSL Red Sox	2	1	1.61	15	8	0	61.2	46	20	11	1	19	64	2	4	1.054
2007	GCL Red Sox	4	1	1.84	11	9	0	49.0	36	24	10	4	14	38	0	1	1.020
2008	Greenville Drive	8	9	5.70	24	19	0	107.1	118	74	68	15	37	86	3	4	1.444
2009	Lowell Spinners	8	3	1.52	14	12	0	83.0	60	17	14	4	10	63	8	0	0.843
2009	Salem Red Sox	1	1	4.74	12	0	0	24.2	32	15	13	1	6	11	0	1	1.541
2010	Greensboro Grasshoppers	10	3	3.58	26	13	0	108.0	114	52	43	9	32	113	3	6	1.352
2011	Jupiter Hammerheads	6	5	2.96	15	14	0	82.0	79	32	27	2	19	73	1	2	1.195
2011	Jacksonville Suns	2	6	5.35	12	12	0	65.2	80	47	39	9	22	45	1	4	1.553
2012	Jacksonville Suns	6	9	4.22	25	24	0	136.1	141	66	64	8	26	70	6	2	1.225
2013	Toledo Mudhens	8	6	2.80	21	20	1	128.2	114	46	40	11	25	115	3	4	1.080
2013	Detroit Tigers	1	5	5.82	14	6	0	38.2	42	26	25	7	16	31	2	0	1.500
2014	AZL Angels	0	0	0.00	1	1	0	1.0	0	0	0	0	1	0	0	0	1.000
2014	Salt Lake	0	2	6.75	6	6	0	30.2	35	25	23	8	15	17	4	0	1.630
2014	Los Angeles Angels	0	0	0.00	2	0	0	0.2	1	0	0	0	0	1	0	0	1.500
MINOR LEAGUE TOTALS		155	46	3.61	182	138	1	878.2	855	418	352	72	226	695	31	28	1.231
MAJOR LEAGUE TOTALS		1	5	5.86	16	6	0	38.4	43	26	25	7	16	32	2	0	1.536

Players



Roberto Baldoquin - Infielder

Bats: RIGHT Throws: RIGHT Ht.: 5-11 Wt.: 176

Opening Day Age: 20 Born: April 3, 1993
Birthplace: Fullerton, California

Acquired: Signed with the Angels as an amateur free agent
December 21, 2014

BEELINES

- Entering first professional season in the United States
- Hit .254 with 22 RBIs in 85 games with Las Tunas in the Cuban National Series
- Rated as the Angels #3 prospect by MLBpipeline.com

Personal/Misc.

- Roberto S. (Martinez) Baldoquin (Baldo-KEEN)

Career Statistics

YEAR	TEAM	G	AB	R	H	2B	3B	HR	RBI	SB	CS	BB	SO	BA	OBP	SLG
2011	Las Tunas	19	12	3	2	0	0	0	1	0	1	1	4	.167	.286	.167
2012	Las Tunas	43	109	21	27	2	4	0	13	3	2	9	11	.248	.325	.339
2013	Las Tunas	23	68	11	19	0	0	1	8	2	2	4	10	.279	.372	.324
CUBAN NATIONAL CAREER		85	189	35	48	2	4	1	22	5	5	14	25	.254	.340	.323



Jett Bandy - Catcher

Bats: RIGHT Throws: RIGHT Ht.: 6-4 Wt.: 235

Opening Day Age: 25 Born: March 26, 1990
Birthplace: West Hills, California

Acquired: Drafted in the 31st round of 2011 MLB Amateur Draft

COACHES / PLAYERS

BEELINES

- Entering fifth professional season
- 2014 MiLB.com Organization All-Star, 2013 Texas League Mid-Season All-Star
- *Baseball America* Best Defensive Catcher in Angels Organization

2014 Season

Double-A Arkansas

- Caught 40% of would-be base-stealers
- Added to Angels 40-man roster after the season
- Hit 13 home runs after hitting just 16 in the previous three seasons

2013 Season

Double-A Arkansas

- Texas League Mid-Season All-Star
- Ranked #25 prospect in Angels organization following the season

2012 Season

Single-A Inland Empire

- Caught 29% of would-be base-stealers, sixth best in the California League

2011 Season

Rookie AZL Angels/Rookie Orem/Double-A Arkansas/Triple-A Salt Lake

- Drafted in the 31st round of the Amateur Draft out of the University of Arizona
- Spent majority of the season with AZL Angels, hitting .307 with 29 RBIs; made short appearances with Orem, Arkansas and Salt Lake

Personal/Misc.

- Jett Adam Bandy
- Drafted in the 41st round of the 2008 MLB Amateur Draft by the Los Angeles Dodgers, but did not sign

Career Statistics

YEAR	TEAM	G	AB	R	H	2B	3B	HR	RBI	SB	CS	BB	SO	BA	OBP	SLG
2011	AZL Angels	46	176	32	54	18	0	4	29	2	0	10	23	.307	.394	.477
2011	Orem Owlz	2	6	2	2	1	0	0	2	0	0	0	0	.333	.333	.500
2011	Arkansas Travelers	1	2	1	1	0	0	1	1	0	0	0	0	.500	.500	2.000
2011	Salt Lake Bees	1	1	0	0	0	0	0	0	0	0	0	0	.000	.000	.000
2012	Inland Empire 66ers	94	324	42	80	22	1	7	46	1	1	20	51	.247	.318	.386
2013	Arkansas Travelers	78	245	26	59	17	2	4	28	0	1	14	39	.241	.303	.376
2014	Arkansas Travelers	93	312	38	78	12	0	13	40	2	4	33	63	.250	.348	.413
MINOR LEAGUE CAREER		313	1066	141	274	70	3	29	146	5	6	77	176	.257	.337	.410

Players



Cam Bedrosian - Pitcher

Bats: RIGHT Throws: RIGHT Ht.: 6-0 Wt.: 205

Opening Day Age: 23

Born: October 2, 1991

Birthplace: Senoia, Georgia

🐦 @Cam_Bedrock

Acquired: Drafted by the Los Angeles Angels in the 1st round (29th overall) of the 2010 amateur draft

BEELINES

- Entering sixth professional season
- 2014 MiLB.com Best Relief Pitcher, 2014 MiLB.com Organizational All-Star, 2014 *Baseball America* minor league All-Star, 2014 Mid-Season and Postseason Texas League All-Star
- MLBpipeline.com #7 Angels prospect, *Baseball America* #3 prospect

2014 Season

Single-A Inland Empire/Double-A Arkansas/Salt Lake

- Quickly rose through the Minor Leagues, playing at four different levels during the season
- Made MLB debut on June 3, 2014, tossing a scoreless frame against Houston
- Struck out 82 batters in 45 innings of relief in the minors (16.4 K/per 9 innings)

2013 Season

Single-A Burlington/Single-A Inland Empire

- Started season in Burlington, going 1-5 with a 5.30 ERA with the Bees
- Finished season with Inland Empire, posting seven scoreless appearances to end the season
- Selected to Arizona Fall League Fall Stars team following the 2013 season

2012 Season

Single-A Cedar Rapids

- Went 3-11 in final full season as a starting pitcher

2011 Season

Did Not Play

- Missed 2011 season after undergoing Tommy John surgery

2010 Season

Rookie-AZL Angels

- Made five appearances (four starts) in rookie season

Personal/Misc.

- Cameron Rock Bedrosian
- Son of former major league reliever Steve Bedrosian

Career Statistics

Year	Team	W	L	ERA	G	GS	SV	IP	H	R	ER	HR	BB	SO	HBP	WP	WHIP
2010	Angels	0	2	4.50	5	4	0	12.0	13	11	6	0	7	10	0	6	1.667
2011	Did Not Play																
2012	Cedar Rapids	3	11	6.31	21	21	0	82.2	91	61	58	5	52	48	8	15	1.730
2013	Burlington	1	5	5.30	37	2	7	54.1	55	38	32	4	22	69	5	9	1.417
2013	Inland Empire	0	0	0.00	7	0	0	8.2	4	0	0	0	7	9	1	0	1.269
2014	Inland Empire	0	0	0.00	5	0	1	5.2	1	0	0	0	2	15	0	0	0.529
2014	Arkansas	1	0	1.11	30	0	15	32.1	10	5	4	1	10	57	0	2	0.619
2014	Salt Lake	1	1	7.71	8	0	2	7.0	5	6	6	0	6	10	3	0	1.571
2014	Los Angeles Angels	0	1	6.52	17	0	0	19.1	23	17	14	2	12	20	0	1	1.810
MINOR LEAGUE TOTALS		6	19	4.72	113	27	25	202.2	179	121	106	10	106	218	17	32	1.409
MAJOR LEAGUE TOTALS		0	1	6.52	17	0	0	19.1	23	17	14	2	12	20	0	1	1.810



Michael Brady - Pitcher

Bats: RIGHT Throws: RIGHT Ht.: 6-0 Wt.: 210

Opening Day Age: 28 Born: March 21, 1987
 Birthplace: Laguna Beach, California

Acquired: Claimed by the Angels from the Miami Marlins off waivers on April 2, 2014

COACHES / PLAYERS

BEELINES

- Entering sixth professional season, second with the Angels organization
- 2013 Southern League Mid-Season and Postseason All-Star
- 2012 Arizona Fall League Rising Star

2014 Season

Double-A Arkansas/Triple-A Salt Lake

- Appeared in 26 games as a reliever for Arkansas posting a 2.02 ERA
- Did not allow a run in his first five relief appearances for Salt Lake

2013 Season

Double-A Jacksonville (Miami)

- Selected as a Mid-Season and Postseason Southern League All-Star
- Led the Southern League with 23 saves
- Finished fourth in the Southern League with a 1.53 ERA (minimum 50 IP)

2012 Season

Single-A Jupiter (Miami)

- Named to the Arizona Fall League Rising Stars Team
- Finished second in the Florida State League with 22 saves

2011 Season

Single-A Greensboro/Double-A Jacksonville (Florida)

- Finished third in the South Atlantic League with 18 saves
- Allowed a .184 average, leading the Sally League
- Helped Greensboro win the South Atlantic League Championship, went 1-0 with a save and a 1.13 ERA in five playoff appearances

2010 Season

Single-A Jamestown (Florida)

- Drafted in the 24th round of the MLB Amateur Draft out of Cal
- Led the New York-Penn League with 10 holds to go along with three saves
- Did not allow a run in first 23 appearances and in 24 of 26 total games

Personal/Misc.

- Michael J. Brady
- Drafted in the 24th round of the MLB Amateur Draft out of Cal by the Florida Marlins

Career Statistics

Year	Team	W	L	ERA	G	GS	SV	IP	H	R	ER	HR	BB	SO	HBP	WP	WHIP
2010	Jamestown Jammers	1	1	1.59	26	0	3	28.1	17	5	5	2	4	25	2	0	0.741
2011	Greensboro Grasshoppers	7	1	1.91	48	0	18	61.1	40	15	13	4	10	81	1	4	0.815
2011	Jacksonville Suns	0	0	4.50	1	0	0	2.0	3	1	1	0	1	0	0	0	2.000
2012	Jupiter Hammerheads	2	4	3.38	50	0	22	53.1	54	20	20	4	7	64	1	2	1.144
2013	Jacksonville Suns	2	2	1.53	49	0	23	53.0	42	12	9	2	9	55	3	0	0.962
2014	Arkansas Travelers	1	4	2.98	28	2	2	42.1	41	16	14	3	10	42	0	2	1.205
2014	Salt Lake Bees	0	2	7.01	17	1	2	25.2	30	21	20	1	13	21	0	2	1.675
MINOR LEAGUE TOTALS		13	14	2.77	219	3	70	266.0	227	90	82	16	54	288	7	10	1.056

Players



Kaleb Cowart - Infielder

Bats: RIGHT Throws: RIGHT Ht.: 6-3 Wt.: 225

Opening Day Age: 22

Born: July 2, 1992

Birthplace: Adel, Georgia

@KalebCowart

Acquired: Drafted in the 1st round (18th overall) of the 2010 MLB Amateur Draft

BEELINES

- Entering sixth professional season
- MLBpipeline.com Angels #8 prospect

2014 Season

Double-A Arkansas

- Texas League Player of the Week on May 5 (7 G, .419 BA, 3 2B, 3 HR, 12 RBI, 9 R, 2 SB)
- Played for Mesa in the Arizona Fall League and was named to the AFL Rising Stars team
- Finished sixth in the Texas League with 26 stolen bases

2013 Season

Double-A Arkansas

- Led Texas League third basemen in games (131) and putouts (85)

2012 Season

Single-A Cedar Rapids/Single-A Inland Empire

- Midwest League Mid-Season All-Star with Cedar Rapids
- MiLB.com Angels Organization All-Star
- Played for Scottsdale in the Arizona Fall League and was named to the AFL Rising Stars team

2011 Season

Rookie Orem

- Appeared in 72 games for the Owlz, the second most in the Pioneer League
- Led the Owlz with 11 steals

2010 Season

Rookie AZL Angels/Rookie Orem

- Drafted in the 1st round (18th overall) by the Angels
- Appeared in seven games in his first professional season

Personal/Misc.

- Kaleb Bryant Cowart

Career Statistics

YEAR	TEAM	G	AB	R	H	2B	3B	HR	RBI	SB	CS	BB	SO	BA	OBP	SLG
2010	AZL Angels	6	21	0	3	0	0	0	4	0	0	0	6	.143	.136	.143
2010	Orem Owlz	1	5	1	2	0	0	1	3	0	0	1	2	.400	.500	1.000
2011	Orem Owlz	72	283	49	80	12	3	7	40	11	4	25	81	.283	.345	.420
2012	Cedar Rapids Kernals	66	263	42	77	16	3	9	54	9	4	22	44	.293	.348	.479
2012	Inland Empire 66ers	69	263	48	68	15	4	7	49	5	3	45	67	.259	.366	.426
2013	Arkansas Travelers	132	498	48	110	20	1	6	42	14	5	38	124	.221	.279	.301
2014	Arkansas Travelers	126	435	48	97	18	4	6	54	26	7	43	99	.223	.295	.324
MINOR LEAGUE CAREER		472	1768	236	437	81	15	36	246	65	23	174	423	.247	.316	.371



C.J. Cron - Infielder

Bats: RIGHT Throws: RIGHT Ht.: 6-4 Wt.: 235

Opening Day Age: 25 Born: January 5, 1990
 Birthplace: Fullerton, California
 @CCron24

Acquired: Drafted in the 1st round (17th overall) of the 2011 Amateur Draft

COACHES / PLAYERS

BEELINES

- Entering fifth professional season
- 2012 & 2011 MiLB.com Angels Organization All-Star, 2013 Texas League All-Star, 2012 California League All-Star, 2011 *Baseball America* Rookie All-Star
- 2012 California League Rookie of the Year

2014 Season

Salt Lake Bees

- Made MLB debut on May 3 vs. Texas, collecting hits in his first three at-bats (3-for-5, 2 RBIs)
- First MLB home run on May 10 was 12th longest in MLB during the year (468 feet)
- Helped turn fifth triple play in Salt Lake history on August 17 at Iowa

2013 Season

Double-A Arkansas

- Mid-Season Texas League All-Star
- Named to Arizona Full League All-Prospect Team, AFL Rising Stars Game and Futures Game
- Led Texas League in doubles (36), finished second in hits (142) and extra-base hits (51)

2012 Season

Single-A Inland Empire

- California League Rookie of the Year
- California League Postseason All-Star, MiLB.com Angels Organization All-Star, Topps Class-A All-Star
- Led California League with 123 RBIs and 271 total bases; finished second with 61 extra-base hits

2011 Season

Rookie Orem

- Pioneer League Player of the Week August 8
- MiLB.com Angels Organization All-Star, *Baseball America* Rookie League All-Star

Personal/Misc.

- Christopher John Cron
- Attended Mountain Pointe High School (AZ) and University of Utah
- Son of former MLB 1B and current Arizona Diamondbacks coach Chris Cron
- Brother Kevin Cron is currently in the Arizona Diamondbacks organization

Career Statistics

YEAR	TEAM	G	AB	R	H	2B	3B	HR	RBI	SB	CS	BB	SO	BA	OBP	SLG
2011	Orem Owlz	34	143	30	44	5	1	13	41	0	0	10	34	.308	.371	.629
2012	Inland Empire 66ers	129	525	73	154	32	2	27	123	3	4	17	72	.293	.327	.516
2013	Arkansas Travelers	134	519	56	142	36	1	14	83	8	4	23	83	.274	.319	.428
2014	Salt Lake Bees	49	190	30	60	14	1	7	33	2	1	18	40	.316	.385	.511
2014	Los Angeles Angels	79	242	28	62	12	1	11	37	0	0	10	61	.256	.289	.450
MINOR LEAGUE CAREER		346	1377	189	400	36	5	61	280	13	9	68	229	.290	.337	.457
MAJOR LEAGUE CAREER		79	242	28	62	12	1	11	37	0	0	10	61	.256	.289	.450

Players



Chris Curley - Infielder

Bats: RIGHT Throws: RIGHT Ht.: 6-0 Wt.: 185

Opening Day Age: 27 Born: August 25, 1987

Birthplace: Edgewood, Kentucky

🐦 @Chris_Curley4

Acquired: Selected in the minor league portion of the Rule 5 Draft from the Chicago White Sox on December 11, 2014

BEELINES

- Entering seventh professional season, first with Angels organization
- 2013 Carolina League Most Valuable Player
- 2013 MiLB.com Chicago White Sox Organization All-Star, 2013 Carolina League All-Star

2014 Season

Double-A Birmingham (Chicago White Sox)

- Finished third in the Southern League with 144 hits
- Hit a career-high 31 doubles

2013 Season

Single-A Winston Salem

- Carolina League Most Valuable Player, Postseason and Mid-Season All-Star
- MiLB.com Chicago White Sox Organization All-Star
- Led the Carolina League in home runs (24), RBIs (92) and runs scored (90)

2012 Season

Single-A Kannapolis/Single-A Winston-Salem (Chicago White Sox)

- Played 42 games for the Independent Florence Freedom of the Frontier League
- Signed on with the White Sox on June 24 starting the season in Kannapolis

2011 Season

Independent Florence

- Released by Atlanta in the offseason and did not play affiliated ball in 2011
- Led the Freedom with 112 hits, 25 doubles and 66 RBIs

2010 Season

Rookie Danville/Single-A Rome/Single-A Myrtle Beach (Atlanta)

- Spent the majority of the season with Single-A Rome, appearing in 61 games for Rome

2009 Season

Rookie Danville (Atlanta)

- Appeared in 11 games in for Danville in his pro debut


Personal/Misc.

- Christopher William Curley
- Played collegiately at Campbellsville University

Career Statistics

YEAR	TEAM	G	AB	R	H	2B	3B	HR	RBI	SB	CS	BB	SO	BA	OBP	SLG
2009	Danville Braves	11	19	0	3	1	0	0	2	1	0	2	4	.158	.238	.211
2010	Danville Braves	3	8	2	2	0	1	0	0	0	0	0	2	.250	.250	.500
2010	Rome Braves	61	206	23	44	5	4	3	23	0	1	9	38	.214	.259	.320
2010	Myrtle Beach Pelicans	4	14	1	5	1	1	0	0	0	1	1	3	.357	.400	.571
2011	Florence Freedom (Ind.)	96	383	60	112	25	0	14	66	20	4	32	82	.292	.353	.467
2012	Florence Freedom (Ind.)	42	180	35	64	12	2	10	44	7	2	8	27	.356	.387	.611
2012	Kannapolis Intimidators	49	192	29	52	9	1	11	29	7	1	10	48	.271	.321	.500
2012	Winston-Salem Dash	3	12	4	5	1	1	0	1	0	0	0	4	.417	.417	.667
2013	Winston-Salem Dash	136	533	90	149	24	3	24	92	14	7	51	110	.280	.350	.471
2014	Birmingham Barrons	131	504	64	144	31	4	5	53	8	3	28	73	.286	.328	.393
MINOR LEAGUE CAREER		536	2051	308	580	109	17	67	310	57	19	141	391	.283	.336	.451

Players



Charles Cutler - Catcher

Bats: RIGHT Throws: RIGHT Ht.: 6-0 Wt.: 200

Opening Day Age: 28 Born: July 29, 1986
Birthplace: San Francisco, California

Acquired: Signed with the Angels as a free agent
on November 18, 2014

BEELINES

- Entering eighth professional season, first with Angels organization
- 2009 Midwest League Mid-Season All-Star, 2008 New York-Penn League Mid-Season All-Star

2014 Season

Double-A Tennessee (Chicago Cubs)

- Selected by the Cubs in the minor league portion of the Rule 5 Draft on December 12, 2013
- Finished second on the Smokies with a .310 average (minimum 175 plate appearances)

2013 Season

Double-A Altoona (Pittsburgh)

- Finished second on the Curve with a .298 average, 17th overall in the Eastern League

2012 Season

Double-A Altoona (Pittsburgh)

- Split time between catcher, left field, first base and designated hitter
- Selected by the Pirates in the minor league portion of the Rule 5 Draft on December 8, 2011

2011 Season

Double-A Springfield (St. Louis)

- Led Springfield in batting average and finished sixth in the Texas League at .333 (minimum 139 ABs)

2010 Season

Single-A Palm Beach/Double-A Springfield (St. Louis)

- Attended major league spring training as a non-roster invitee with St. Louis

2009 Season

Single-A Quad Cities/Single-A Palm Beach (St. Louis)

- Midwest League Mid-Season All-Star with Quad Cities
- Batting average of .322 was second-highest in the Cardinals organization and fifth among all minor league catchers
- Rated as having the Best Strike Zone Discipline in the Cardinals organization by *Baseball America*

2008 Season

Single-A Batavia (St. Louis)

- New York-Penn League Mid-Season All-Star
- Hit .474 with six runs scored in the postseason to help Batavia to the New York-Penn League title
- Drafted in the 14th round of the 2008 Amateur Draft by the St. Louis Cardinals

Personal/Misc.

- Charles Caleb Cutler
- Set California high school state career records with 219 hits, 203 RBIs, 32 triples and 97 runs

Career Statistics

YEAR	TEAM	G	AB	R	H	2B	3B	HR	RBI	SB	CS	BB	SO	BA	OBP	SLG
2008	Batavia Muckdogs	40	142	24	43	4	1	3	18	0	0	10	17	.303	.365	.408
2009	Quad Cities River Bandits	66	242	36	85	11	1	4	44	1	1	24	25	.351	.410	.455
2009	Palm Beach Cardinals	44	146	25	40	10	2	1	15	2	0	25	22	.274	.406	.390
2010	Palm Beach Cardinals	41	154	23	45	11	2	1	18	0	0	17	17	.292	.368	.409
2010	Springfield Cardinals	38	119	11	26	4	0	0	8	0	0	15	16	.218	.329	.252
2011	Springfield Cardinals	62	204	37	68	8	3	5	34	0	0	21	28	.333	.398	.475
2012	Altoona Curve	55	152	25	45	7	3	2	19	1	0	21	17	.296	.407	.421
2013	Altoona Curve	86	255	32	76	16	3	3	26	3	0	39	37	.298	.397	.420
2014	Tennessee Smokies	102	284	48	88	14	0	5	42	1	0	44	34	.310	.415	.412
MINOR LEAGUE CAREER		534	1698	261	516	85	15	24	224	8	1	216	213	.304	.394	.414

Players



Kentrail Davis - Outfielder

Bats: LEFT Throws: LEFT Ht.: 5-9 Wt.: 200

Opening Day Age: 26

Born: June 29, 1988

Birthplace: Mobile, Alabama

Acquired: Drafted in the minor league portion of the Rule 5 Draft on December 11, 2014

BEELINES

- Entering sixth professional season, first with the Angels organization
- 2013 Southern League Mid-Season All-Star
- First round draft pick (39th overall) in 2009

2014 Season

Double-A Huntsville (Milwaukee)

- Hit for the cycle on May 22 against Montgomery
- Registered multi-hit games in each of the Stars first four games
- Led Huntsville with 23 doubles, finished second on the team with 59 walks drawn

2013 Season

Double-A Huntsville/Triple-A Nashville (Milwaukee)

- Southern League Mid-Season All-Star
- Made Triple-A debut vs. Memphis on July 11 (2-for-4, 1 2B, 1 3B, 1 R, 1 RBI)

2012 Season

Double-A Huntsville (Milwaukee)

- Named Southern League Player of the Week on July 23
- Hit .294 in the second half of the season and tallied all seven home runs after the All-Star break

2011 Season

Single-A Brevard County (Milwaukee)

- Led the Manatees in runs (76) and stolen bases (33)
- Finished third in the Florida State League in steals and triples (8)
- Played for Peoria in the Arizona Fall League (23 G, .325 BA, 12 RBIs)

2010 Season

Single-A Wisconsin/Single-A Brevard County (Milwaukee)

- Combined to hit .304 and knock in 63 runs between Single-A stops in his first professional season
- Hit safely in 13 of his first 14 games to start the season with Brevard County

Personal/Misc.

- Kentrail Latron Davis
- Drafted by the Colorado Rockies in the 14th round of the 2007 Amateur Draft, but did not sign
- Drafted by the Milwaukee Brewers in the 1st round (39th overall) of the 2009 Amateur Draft
- Played collegiately at the University of Tennessee

Career Statistics

YEAR	TEAM	G	AB	R	H	2B	3B	HR	RBI	SB	CS	BB	SO	BA	OBP	SLG
2010	Wisconsin Rattlers	64	245	44	82	26	5	3	46	3	1	31	36	.335	.421	.518
2010	Brevard County Manatees	33	123	20	30	2	5	0	17	8	2	17	28	.244	.380	.341
2011	Brevard County Manatees	132	507	76	124	19	8	8	46	33	8	37	97	.245	.317	.361
2012	Huntsville Stars	122	438	55	120	22	7	7	41	19	11	54	121	.274	.357	.404
2013	Huntsville Stars	88	304	51	81	19	4	5	33	18	5	45	74	.266	.372	.405
2013	Nashville Sounds	49	196	27	53	7	3	2	14	8	6	22	51	.270	.353	.367
2014	Huntsville Stars	108	359	53	88	23	2	2	37	14	7	59	75	.245	.354	.337
MINOR LEAGUE CAREER		596	2172	326	578	118	34	27	232	103	40	265	482	.266	.335	.389

Players



Natanael Delgado - Outfielder

Bats: LEFT Throws: LEFT Ht.: 6-1 Wt.: 170

Opening Day Age: 19 Born: October 23, 1995
Birthplace: Los Cacaos, Dominican Republic

Acquired: Signed as an amateur free agent in 2012

BEELINES

- Entering third professional season
- MLBpipeline.com Angels #14 prospect

2014 Season

Rookie Orem

- Was youngest member of the 2014 Owlz, but still hit for the sixth highest average on the team

2013 Season

Rookie AZL Angels

- Led the AZL Angels with 33 RBIs and 16 doubles

Personal/Misc.

- Natanael (De Jesus) Delgado

Career Statistics

YEAR	TEAM	G	AB	R	H	2B	3B	HR	RBI	SB	CS	BB	SO	BA	OBP	SLG
2013	AZL Angels	51	192	23	52	16	2	3	33	4	0	11	43	.271	.311	.422
2014	Orem Owlz	38	153	23	46	8	4	3	21	4	0	5	34	.301	.333	.464
MINOR LEAGUE CAREER		89	345	46	98	24	6	6	54	8	0	16	77	.284	.321	.441



Tyler DeLoach - Pitcher

Bats: RIGHT Throws: LEFT Ht.: 6-6 Wt.: 240

Opening Day Age: 23 Born: April 12, 1991
 Birthplace: Roanoke Rapids, North Carolina

Acquired: Drafted in the 26th round of the 2012 MLB Amateur Draft

COACHES / PLAYERS

BEELINES

- Entering fourth professional season
- 2014 MiLB.com Angels Organization All-Star
- 2014 California League Postseason All-Star

2014 Season

Single-A Inland Empire/Double-A Arkansas

- 2014 MiLB.com Angels Organization All-Star
- 2014 California League Postseason All-Star
- Won four of his six starts after being promoted to Arkansas

2013 Season

Single-A Burlington

- Struck out 10.2 batters per nine innings with the Single-A Bees

2012 Season

Rookie Orem

- Drafted in the 26th round of the MLB Amateur Draft out of North Carolina-Wilmington
- Came on in relief in 12 appearances for the Owlz in first professional season

Personal/Misc.

- Tyler Clay DeLoach

Career Statistics

Year	Team	W	L	ERA	G	GS	SV	IP	H	R	ER	HR	BB	SO	HBP	WP	WHIP
2012	Orem Owlz	0	0	6.75	12	0	0	12.0	13	9	9	0	16	15	2	1	2.417
2013	Burlington Bees	5	5	3.34	13	13	0	70.0	50	28	26	5	22	79	6	1	1.029
2014	Inland Empire 66ers	10	4	3.21	21	19	0	112.0	87	46	40	6	49	122	16	4	1.214
2014	Arkansas Travelers	4	0	2.29	6	6	0	35.1	17	9	9	3	17	39	6	0	0.962
MINOR LEAGUE TOTALS		19	9	3.30	52	38	0	229.1	167	92	84	14	104	255	30	6	1.182

Players



Christopher Ellis - Pitcher

Bats: RIGHT Throws: RIGHT Ht.: 6-4 Wt.: 190

Opening Day Age: 22 Born: September 22, 1992
Birthplace: Birmingham, Alabama

Acquired: Drafted in the 3rd round of the 2014 Amateur Draft

BEELINES

- Entering second professional season
- MLBpipeline.com Angels #5 prospect

2014 Season

Rookie Orem

- Made nine appearances with two starts in Orem in first professional season
- Went 1-1 with 10 strikeouts in two playoff starts for the Owlz

Personal/Misc.

- Christopher J. Ellis

Career Statistics

Year	Team	W	L	ERA	G	GS	SV	IP	H	R	ER	HR	BB	SO	HBP	WP	WHIP
2014	Orem Owlz	0	1	7.04	9	2	0	15.1	17	12	12	2	8	16	2	2	1.630
MINOR LEAGUE TOTALS		0	1	7.04	9	2	0	15.1	17	12	12	2	8	16	2	2	1.630



Taylor Featherston - Infielder

Bats: RIGHT Throws: LEFT Ht.: 6-1 Wt.: 185

Opening Day Age: 25
Birthplace: Houston, Texas

Born: October 8, 1989

Acquired: Taken in the major league portion of the Rule 5 Draft on December 11, 2014

COACHES / PLAYERS

BEELINES

- Entering fifth professional season, first with the Angels organization
- 2014 Mid-Season and Postseason Texas League All-Star
- 2012 MiLB.com Colorado Organizational All-Star

2014 Season

Double-A Tulsa (Colorado)

- Named Texas League Mid-Season and Postseason All-Star
- Led Texas League in extra-base hits with 53 and total bases with 218
- Ranked third in the Texas League in doubles (33) and runs scored (69); finished fourth in hits (129)
- Hit .333 with six RBIs in the Texas League Playoffs, leading the Drillers to the Texas League Finals
- Played for Salt River in the Arizona Fall League, leading the Rafters to the AFL Championship

2013 Season

Single-A Modesto (Colorado)

- Led the Nuts in hits (137) and RBIs (81)

2012 Season

Single-A Asheville (Colorado)

- MiLB.com Colorado Organizational All-Star
- Hit two homers and drove in nine runs in the playoffs to help Asheville to the Sally League Title

2011 Season

Single-A Tri-City (Colorado)

- Drafted in the fifth round of the MLB Amateur Draft out of TCU
- Made pro debut with Tri-City on July 3

Personal/Misc.

- Taylor Joseph Featherston
- Drafted in the fifth round of the MLB Amateur Draft out of TCU

Career Statistics

YEAR	TEAM	G	AB	R	H	2B	3B	HR	RBI	SB	CS	BB	SO	BA	OBP	SLG
2011	Tri-City Dust Devils	49	169	19	39	8	3	2	20	3	1	17	38	.231	.312	.349
2012	Asheville Tourists	105	378	75	113	30	4	12	53	15	4	53	87	.299	.393	.495
2013	Modesto Nuts	116	469	87	137	31	10	13	81	17	4	30	110	.292	.342	.484
2014	Tulsa Drillers	127	497	69	129	33	4	16	57	14	6	38	114	.260	.322	.439
MINOR LEAGUE CAREER		397	1513	250	418	102	21	43	211	49	15	138	349	.276	.346	.457

Players



Joe Gatto - Pitcher

Bats: RIGHT Throws: RIGHT Ht.: 6-3 Wt.: 204

Opening Day Age: 19 Born: June 14, 1995

Birthplace: Richland, New Jersey

🐦 @JGatt33

Acquired: Drafted in the 2nd round of the 2014 Amateur Draft

BEELINES

- Entering second professional season
- MLBpipeline.com Angels #4 prospect

2014 Season

Rookie AZL Angels/Rookie Orem


- Started seven games and made 11 total appearances in his first professional season

Personal/Misc.

- Joe John Gatto

Career Statistics

Year	Team	W	L	ERA	G	GS	SV	IP	H	R	ER	HR	BB	SO	HBP	WP	WHIP
2014	Orem Owlz	0	0	4.50	1	1	0	2.0	3	1	1	1	0	1	0	0	1.500
2014	AZL Angels	2	1	5.40	10	6	0	25.0	33	17	15	1	9	15	1	9	1.680
MINOR LEAGUE TOTALS		2	1	5.33	11	7	0	27.0	36	18	16	2	9	16	1	9	1.667



Carmine Giardina - Pitcher

Bats: LEFT Throws: LEFT Ht.: 6-3 Wt.: 225

Opening Day Age: 27 Born: February 20, 1988
 Birthplace: Manhasset, New York
 @CarmineGiardina

Acquired: Drafted by the Angels in the 15th round of the 2010 MLB Amateur Draft

COACHES / PLAYERS

BEELINES

- Entering sixth professional season
- 2014 Texas League Mid-Season All-Star

2014 Season

Double-A Arkansas

- 2014 Texas League Mid-Season All-Star
- Appeared in 49 games for the Travs, the third highest in the Texas League
- Finished second in the Texas League with 11 holds

2013 Season

Single-A Inland Empire/Double-A Arkansas

- Struck out 10.5 batters per nine innings with the 66ers

2012 Season

Single-A Cedar Rapids/Single-A Inland Empire

- Pitched in 46 games between Cedar Rapids and Inland Empire in first year back from injury

2011 Season

Did Not Play

- Missed 2011 season due to injury

2010 Season

Rookie Orem

- Drafted in the 15th round of the MLB Amateur Draft out of the University of Tampa
- Started six games and relieved in eight others for the Owlz in his first professional season

Personal/Misc.

- Carmine J. Giardina
- Also drafted in the 28th round of the 2006 draft by the Red Sox and 22nd round of the 2009 draft by the Pirates, but did not sign

Career Statistics

Year	Team	W	L	ERA	G	GS	SV	IP	H	R	ER	HR	BB	SO	HBP	WP	WHIP
2010	Orem Owlz	3	3	5.51	14	6	0	32.2	58	23	20	2	11	31	2	8	2.112
2012	Cedar Rapids Kernals	3	5	3.99	33	0	0	49.2	42	24	22	5	27	58	3	6	1.389
2012	Inland Empire 66ers	1	0	4.12	13	0	0	19.2	12	9	9	2	13	32	2	2	1.271
2013	Inland Empire 66ers	1	1	2.82	20	0	0	22.1	17	7	7	3	5	26	5	1	0.985
2013	Arkansas Travelers	1	0	3.38	12	0	0	10.2	9	4	4	1	8	7	0	0	1.594
2014	Arkansas Travelers	2	1	4.45	49	0	0	56.2	53	33	28	6	30	45	2	5	1.465
MINOR LEAGUE TOTALS		11	10	4.23	141	6	0	191.2	191	100	90	19	94	199	14	22	1.487

Players



Johnny Giavotella - Infielder

Bats: RIGHT Throws: RIGHT Ht.: 5-8 Wt.: 185

Opening Day Age: 27

Born: July 10, 1987

Birthplace: Metairie, Louisiana

🐦 @Gio2bKC

Acquired: Traded from Kansas City to the Angels for Brian Broderick on December 19, 2014

BEELINES

- Entering eighth professional season, first with the Angels organization
- 2010, 2011 & 2014 MiLB.com Kansas City Organization All-Star
- 2011 Topps Triple-A All-Star, 2010 Topps Double-A All-Star

2014 Season

Triple-A Omaha/Kansas City Royals

- Finished eighth in the PCL batting title race with a .308 average and fourth with 33 doubles
- Called up to Kansas City three different times during the season
- MiLB.com Kansas City Organization All-Star

2013 Season

Triple-A Omaha/Kansas City Royals

- Led Omaha with 24 doubles
- Posted a .369 on-base percentage

2012 Season

Triple-A Omaha/Kansas City Royals

- Finished third in the PCL with just one strikeout per 10.45 plate appearances
- Hit career-high 10 home runs w/Omaha

2011 Season

Triple-A Omaha/Kansas City Royals

- Topps Triple-A All-Star, PCL Mid-Season and Postseason All-Star
- MiLB.com Kansas City Organization All-Star
- Finished third in the PCL with a .338 batting average
- Made MLB debut on August 5 vs. Detroit (2-for-3, 1 BB, 1 R, 1 RBI)

2010 Season

Double-A Northwest Arkansas (Kansas City)

- Topps Double-A All-Star, Texas League Mid-Season and Postseason All-Star
- MiLB.com Kansas City Organization All-Star
- Named to the Arizona Fall League Rising Stars Team
- Led Texas League in games played (134), hits (168) and runs scored (92); finished second in doubles (35) and average (.322)

2009 Season

Single-A Wilmington (Kansas City)

- Led the Carolina League in games played (133), finished second in runs scored (84) and third in triples (8)
- Stole a career-high 26 bases

2008 Season

Single-A Burlington (Kansas City)

- Drafted by the Royals in the 2nd round out of University of New Orleans
- Made pro debut with Burlington, hitting .299 in 68 games with the Midwest League Bees

Personal/Misc.

- Johnny Arthur Givotella (gia-vo-TELL-uh)

Career Statistics

YEAR	TEAM	G	AB	R	H	2B	3B	HR	RBI	SB	CS	BB	SO	BA	OBP	SLG
2008	Burlington Bees	68	278	50	83	18	2	4	26	10	7	25	34	.299	.355	.421
2009	Wilmington Blue Rocks	133	476	84	123	24	8	6	52	26	9	66	54	.258	.351	.380
2010	Surprise	16	64	11	21	10	0	2	13	0	1	4	6	.328	.371	.578
2010	Northwest Arkansas Naturals	134	522	92	168	35	5	9	65	13	7	61	67	.322	.395	.460
2011	Omaha Storm Chasers	110	453	67	153	34	2	9	72	9	5	40	57	.338	.390	.481
2011	Kansas City Royals	46	178	20	44	9	4	2	21	5	2	6	32	.247	.273	.376
2012	Omaha Storm Chasers	89	362	67	117	20	2	10	71	7	1	46	40	.323	.404	.472
2012	Kansas City Royals	53	189	21	43	7	1	1	15	3	0	8	35	.238	.270	.304
2013	Omaha Storm Chasers	100	370	48	106	24	0	7	46	8	4	51	59	.286	.369	.408
2013	Kansas City Royals	14	41	4	9	3	0	0	4	0	0	5	4	.220	.333	.293
2014	Omaha Storm Chasers	114	441	66	136	33	2	7	61	20	4	47	36	.308	.373	.440
2014	Kansas City Royals	12	37	8	8	1	0	1	5	0	1	1	5	.216	.268	.324
MINOR LEAGUE CAREER		748	2902	474	886	188	21	52	393	93	37	336	347	.305	.378	.438
MAJOR LEAGUE CAREER		125	437	53	104	20	5	4	45	8	3	20	76	.238	.277	.334

Players



Trevor Gott - Pitcher

Bats: RIGHT Throws: RIGHT Ht.: 6-0 Wt.: 190

Opening Day Age: 22 Born: August 26, 1992

Birthplace: Lexington, Kentucky

@Trevor_Gott

Acquired: Traded from San Diego on July 19, 2014

BEELINES

- Entering third professional season, second with the Angels
- 2014 California League All-Star
- 2014 Arizona Fall League Rising Star

2014 Season

Single-A Lake Elsinore/Double-A San Antonio (San Diego)/Double-A Arkansas

- California League All-Star
- Traded along with Huston Street to Los Angeles Angels for Taylor Lindsey, R.J. Alvarez, Jose Rondon and Elliot Morris on July 19
- Came on in relief in 13 games for Arkansas following trade, collecting two saves and a 1.53 ERA
- Did not allow a run in six of eight Arizona Fall League games and was named an AFL Rising Star

2013 Season

Single-A Eugene/Single-A Fort Wayne (San Diego)

- Single-A Eugene/Single-A Fort Wayne (San Diego)

Personal/Misc.

- Trevor Vaughan Gott
- Drafted in the 6th round of the Amateur Draft out of the University of Kentucky

Career Statistics

Year	Team	W	L	ERA	G	GS	SV	IP	H	R	ER	HR	BB	SO	HBP	WP	WHIP
2013	Eugene Emeralds	0	0	2.08	4	0	0	4.1	4	2	1	0	3	8	0	0	1.615
2013	Fort Wayne Tin Caps	2	2	2.56	27	0	4	31.2	23	11	9	1	12	33	2	1	1.105
2014	Lake Elsinore Storm	2	4	3.16	29	0	16	31.1	28	13	11	3	9	31	1	1	1.181
2014	San Antonio Missions	0	0	4.76	10	0	0	11.1	11	8	6	0	9	11	0	0	1.765
2014	Arkansas Travelers	2	1	1.56	13	0	2	17.1	11	3	3	0	7	18	0	1	1.038
MINOR LEAGUE TOTALS		6	7	2.81	83	0	22	96.0	77	37	30	4	40	101	3	3	1.219

Grant Green



COACHES / PLAYERS

Players



Grant Green - Infielder

Bats: RIGHT Throws: RIGHT Ht.: 6-3 Wt.: 180

Opening Day Age: 27

Born: September 27, 1987

Birthplace: Fullerton, California

🐦 @GreenieLocks8

Acquired: Traded from Oakland in exchange for Alberto Callaspo on July 30, 2013

BEELINES

- Entering seventh professional season
- 2013 PCL All-Star, 2011 Texas League All-Star, 2010 California League All-Star
- 2010, 2011 & 2012 MiLB.com Oakland Organization All-Star
- Two-time Futures Game selection, 2011 Futures Game MVP

2014 Season

Salt Lake/Los Angeles Angels

- Had 42 RBIs and a .333 average in 48 games in Salt Lake
- Played all four infield positions and left field for the Bees and Angels
- Collected first career MLB walk-off hit on July 20 against Seattle
- Named Angels Minor League Player of the Month, April

2013 Season

Triple-A Sacramento/Oakland A's/Salt Lake/Los Angeles Angels

- PCL All-Star
- Acquired by Los Angeles midseason in exchange for Alberto Callaspo
- Awarded PCL Player of the Week on July 1 with Sacramento (.480, 3 HR, 3 2B, 6 RBI)
- Made MLB debut with Oakland on July 8
- Went 2-for-4 in Angels debut on August 6

2012 Season

Triple-A Sacramento

- MiLB.com Oakland Organization All-Star
- Led River Cats with 155 hits and 75 RBIs

2011 Season

Double-A Midland

- MiLB.com Oakland Organization All-Star
- Texas League Mid-Season and Postseason All-Star, Topps Double-A All-Star
- Selected as MLB Futures Game MVP (2-for-2, 2 2B, 1 RBI, 1 R)
- Finished second in Texas League in hits (154) and third in doubles (33)

2010 Season

Single-A Stockton

- MiLB.com Oakland Organization All-Star
- California League Postseason All-Star, Topps Class-A All-Star
- MLB Futures Game Selection
- Finished second in the California League in hits (174), third in doubles (39)

2009 Season

Single-A Stockton

- Drafted by Oakland in the 1st round (13th overall)
- Played in five games for Stockton in first professional season

Personal/Misc.

- Grant Thomas Green
- Graduated from Canyon High School in Anaheim Hills, CA where he was teammates with fellow Angel Vinnie Pestano
- Two-time All-Pac-10 selection at USC; set school record with 20 career triples
- Drafted by Oakland in the 1st round (13th overall) of the 2009 draft

Career Statistics

YEAR	TEAM	G	AB	R	H	2B	3B	HR	RBI	SB	CS	BB	SO	BA	OBP	SLG
2009	Stockton Ports	5	19	2	6	1	0	0	3	1	0	1	5	.316	.350	.368
2010	Stockton Ports	131	548	107	174	39	6	20	87	9	5	38	117	.318	.363	.520
2011	Midland RockHounds	127	530	76	154	33	1	9	62	6	8	39	119	.291	.343	.408
2012	Sacramento River Cats	125	524	73	155	28	6	15	75	13	9	33	75	.296	.338	.458
2013	Sacramento River Cats	87	378	66	123	27	3	11	50	4	1	27	70	.325	.379	.500
2013	Salt Lake Bees	6	24	2	8	1	0	0	3	0	1	3	7	.333	.393	.375
2013	Oakland Athletics	5	15	0	0	0	0	0	1	0	0	0	6	.000	.000	.000
2013	Los Angeles Angels	40	125	16	35	8	1	1	16	0	0	10	38	.280	.336	.384
2014	Los Angeles Angels	43	99	7	27	5	0	1	11	1	4	2	20	.273	.282	.354
2014	Salt Lake Bees	48	198	38	66	17	3	5	42	4	2	13	31	.333	.379	.525
MINOR LEAGUE CAREER		529	2221	364	686	146	19	60	322	37	26	154	424	.309	.357	.473
MAJOR LEAGUE CAREER		88	239	23	62	13	1	2	28	1	4	12	64	.259	.293	.347

Players



Hunter Green - Pitcher

Bats: LEFT Throws: LEFT Ht.: 6-4 Wt.: 175

Opening Day Age: 19 Born: July 12, 1995

Birthplace: Bowling Green, Kentucky

🐦 @huntergreen1

Acquired: Drafted in the 2nd round of 2013 MLB Amateur Draft

BEELINES

- Entering third professional season
- mlbpipeline.com Angels #10 prospect

2014 Season

Did Not Play

- Missed 2014 season due to a lower back injury

2013 Season

Rookie AZL Angels


- Drafted in the 2nd round of the 2013 Draft out of Warren East High School
- Made eight appearances with the AZL Angels in first professional season

Personal/Misc.

- Hunter Blake Green

Career Statistics

Year	Team	W	L	ERA	G	GS	SV	IP	H	R	ER	HR	BB	SO	HBP	WP	WHIP
2013	AZL Angels	0	1	4.32	8	7	0	16.2	16	14	8	0	16	11	1	3	1.920
MINOR LEAGUE TOTALS		0	1	4.32	8	7	0	16.2	16	14	8	0	16	11	1	3	1.920



Andrew Heaney - Pitcher

Bats: LEFT Throws: LEFT Ht.: 6-2 Wt.: 185

Opening Day Age: 22 Born: June 5, 1991
 Birthplace: Oklahoma City, Oklahoma
 @Heandog8

Acquired: Traded from the Los Angeles Dodgers in exchange for Howie Kendrick on December 11, 2014

COACHES / PLAYERS

BEELINES

- Entering fourth professional season, first with Angels organization
- 2014 Southern League Mid-Season All-Star, 2013 MiLB.com Organization All-Star
- MLB.com #1 Angels prospect, MLB.com #18 Prospect overall

2014 Season

Double-A Jacksonville/Triple-A New Orleans/Miami Marlins

- Entered season as a Top 30 Prospect by *Baseball America*, MLB.com and *Baseball Prospectus*
- Won Pitcher of the Week Honors on April 21 with Jacksonville and August 18 with New Orleans
- Southern League Mid-Season All-Star
- Made MLB debut on June 19, 2014 vs. New York Mets (6 IP, 4 H, 1 ER, 3 K)

2013 Season

Single-A Jupiter/Double-A Jacksonville (Miami)

- Finished with a 9-3 record and 1.60 ERA between Single-A and Double-A
- Named Miami Organizational All-Star by MiLB.com
- Owned a 34-inning scoreless streak between Jupiter and Jacksonville

2012 Season

Rookie GCL Marlins/Single A Greensboro (Miami)

- Made six starts in first professional season, going 1-2 with a 4.59 ERA
- Drafted by the Marlins in the 1st round (9th overall) in the 2012 Amateur Draft

Personal/Misc.

- Andrew M. Heaney
- 2012 Big 12 Pitcher of the Year
- *Baseball America*, Collegiate Baseball, American Baseball Coaches Association and National Collegiate Baseball Writers Association 2012 First Team All-American

Career Statistics

Year	Team	W	L	ERA	G	GS	SV	IP	H	R	ER	HR	BB	SO	HBP	WP	WHIP
2012	GCL Marlins	0	0	2.57	2	2	0	7.0	7	2	2	0	2	9	1	0	1.286
2012	Greensboro Grasshoppers	1	2	4.95	4	4	0	20.0	25	15	11	0	4	21	1	0	1.450
2013	Jupiter Hammerheads	5	2	0.88	13	12	0	61.2	45	11	6	2	17	66	6	3	1.005
2013	Jacksonville Suns	4	1	2.94	6	6	0	33.2	31	11	11	2	9	23	0	0	1.188
2014	Jacksonville Suns	4	2	2.35	9	8	0	53.2	45	16	14	2	13	52	0	5	1.081
2014	New Orleans Zephyrs	5	4	3.87	15	15	0	83.2	75	45	36	9	23	91	4	3	1.171
2014	Miami Marlins	0	3	5.83	7	5	0	29.1	32	19	19	6	7	20	3	2	1.330
MINOR LEAGUE TOTALS		19	11	2.79	49	47	0	257.8	228	100	80	15	68	262	12	11	1.148
MAJOR LEAGUE TOTALS		0	3	5.83	7	5	0	29.1	32	19	19	6	7	20	3	2	1.330

Players



Steven Hensley - Pitcher

Bats: RIGHT Throws: RIGHT Ht.: 6-3 Wt.: 190

Opening Day Age: 28 Born: December 27, 1986

Birthplace: Asheville, North Carolina

🐦 @The_Hen17

Acquired: Signed as a free agent on January 8, 2015

BEELINES

- Entering eighth professional season, first with Angels organization
- 2010 Southern League Mid-Season All-Star

2014 Season

Double-A Bowie (Baltimore)

- Led Bowie pitchers with a 2.09 ERA (minimum five appearances)
- Allowed just one run in 18.2 innings pitched in June
- Held opposing batters to a .213 average

2013 Season

Double-A Tulsa/Triple-A Colorado Springs (Colorado)/Triple-A Tacoma (Seattle)

- Started the season with Tacoma, but was traded to the Rockies organization on April 11
- Gave up just two runs in eight appearances with Tulsa before Triple-A promotion on June 4
- Finished fifth on the Sky Sox with 33 appearances despite not joining the team until June

2012 Season

Double-A Jackson/Triple-A Tacoma (Seattle)

- Combined for a career-high 44 appearances between Jackson and Tacoma
- Finished 18 games and picked up two saves in first year as a reliever

2011 Season

Rookie AZL Mariners/Double-A Jackson (Seattle)

- Made one start for the AZL Mariners while on injury rehab
- Played for Peoria in the Arizona Fall League, appearing in 11 games as a reliever

2010 Season

Double-A West Tenn (Seattle)

- Southern League Mid-Season All-Star
- Went 6-7 with a 3.39 ERA before the All-Star break
- Finished second on the Diamond Jaxx with 117 innings pitched and third with 81 strikeouts

2009 Season

Single-A Clinton/Single-A High Desert/Double-A West Tenn (Seattle)

- Combined for a 13-4 record and 3.95 ERA between three stops on the Mariners farm
- Did not allow an earned run in four games with Clinton, winning all four decisions
- Named Mariners #17 prospect after the season and rated as having the best slider in the Seattle system

2008 Season

Single-A Everett (Seattle)

- Drafted in the 4th round of the 2008 Amateur Draft by Seattle out of Elon University
- Made pro debut on June 25 with short season Everett

Personal/Misc.

- Steven Daniel Hensley
- Drafted in the 4th round of the 2008 Amateur Draft by the Seattle Mariners out of Elon University
- Drafted in the 44th round of the 2005 Amateur Draft by the Washington Nationals out of Owen High School, but did not sign

Career Statistics

Year	Team	W	L	ERA	G	GS	SV	IP	H	R	ER	HR	BB	SO	HBP	WP	WHIP
2008	Everett AquaSox	2	1	5.22	8	6	0	29.1	28	20	17	3	9	32	1	2	1.261
2009	Clinton LumberKings	4	0	0.00	4	3	0	19.2	18	4	0	0	0	16	2	1	0.915
2009	High Desert Mavericks	9	3	4.21	20	19	0	113.1	104	57	53	16	30	108	6	2	1.182
2009	West Tenn Diamond Jaxx	0	1	7.20	3	3	0	15.0	19	12	12	1	10	11	0	0	1.933
2010	West Tenn Diamond Jaxx	7	11	4.62	22	22	0	117.0	118	69	60	7	50	81	9	6	1.436
2011	AZL Mariners	0	0	5.40	1	1	0	5.0	5	3	3	1	2	3	0	0	1.400
2011	Jackson Generals	4	8	4.61	19	18	0	95.2	112	57	49	10	38	65	9	7	1.568
2012	Jackson Generals	2	2	3.24	20	0	2	33.1	22	16	12	3	19	36	3	1	1.230
2012	Tacoma Rainiers	2	4	6.27	24	0	0	37.1	37	27	26	5	20	22	0	5	1.527
2013	Tulsa Drillers	1	0	2.25	8	0	4	8.0	2	2	2	1	3	8	0	0	0.625
2013	Tacoma Rainiers	0	0	3.38	2	0	0	2.2	2	1	1	0	2	0	0	0	1.500
2013	Colorado Springs	0	2	4.69	31	1	0	40.1	49	27	21	7	24	43	0	7	1.810
2014	Bowie Baysox	3	1	2.09	37	0	5	60.1	46	17	14	4	27	57	4	4	1.210
MINOR LEAGUE TOTALS		34	33	4.23	199	73	11	574.2	562	312	270	58	234	482	34	35	1.386

Players



Brian Hernandez - Infielder

Bats: RIGHT Throws: RIGHT Ht.: 6-1 Wt.: 195

Opening Day Age: 26 Born: November 25, 1988

Birthplace: Sylmar, California

🐦 @brhern14

Acquired: Drafted in the 27th round of the 2011 Amateur Draft

BEELINES

- Entering fifth professional season, all with the Angels organization
- 2014 Texas League Mid-Season and Postseason All-Star
- Texas League Player of the Month, August 2014

2014 Season

Single-A Inland Empire/Double-A Arkansas

- Promoted to Double-A in late April
- Earned Mid-Season and Postseason All-Star nods from the Texas League
- Named Texas League Player of the Month for August (.458 on-base percentage, 3 HR, 18 RBIs)
- Finished second in the Texas League with a .308 average

2013 Season

Single-A Inland Empire

- Led the California League by appearing in 140 games, finished second with 155 hits
- Hit a team-high 32 doubles

2012 Season

Single-A Inland Empire/Double-A Arkansas

- Played in 65 games for both Inland Empire and Arkansas
- Combined for 128 hits and 52 RBIs between the two stops

2011 Season

Rookie AZL Angels/Single-A Cedar Rapids/Single-A Inland Empire


- Drafted in the 27th round of the Amateur Draft out of California-Irvine
- Made pro debut with the AZL Angels on June 21

Personal/Misc.

- Brian Hernandez
- Drafted in the 39th round of the 2009 Amateur Draft by the Cleveland Indians, but did not sign


Career Statistics

YEAR	TEAM	G	AB	R	H	2B	3B	HR	RBI	SB	CS	BB	SO	BA	OBP	SLG
2011	AZL Angels	20	74	11	20	1	2	0	2	2	1	9	10	.270	.357	.338
2011	Cedar Rapids Kernels	27	97	7	22	4	0	3	17	1	0	4	15	.227	.255	.361
2011	Inland Empire 66ers	7	22	0	3	1	0	0	1	0	0	1	6	.136	.174	.182
2012	Inland Empire 66ers	65	240	29	70	9	1	3	33	2	3	17	33	.292	.356	.375
2012	Arkansas Travelers	65	233	19	58	10	0	1	19	2	2	24	58	.249	.324	.305
2013	Inland Empire 66ers	140	528	59	155	32	3	6	80	6	6	51	89	.294	.358	.400
2014	Inland Empire 66ers	19	79	5	15	4	0	2	10	2	1	3	17	.190	.226	.316
2014	Arkansas Travelers	119	458	53	141	25	0	7	60	5	5	39	85	.308	.366	.408
MINOR LEAGUE CAREER		462	1731	183	484	86	6	22	222	20	18	148	313	.280	.342	.374



COACHES / PLAYERS

Players



Frank Herrmann - Pitcher

Bats: LEFT Throws: RIGHT Ht.: 6-4 Wt.: 220

Opening Day Age: 30 Born: May 30, 1984

Birthplace: Rutherford, New Jersey

🐦 @FrankHerrmann56

Acquired: Signed as a free agent on January 8, 2015

BEELINES

- Entering ninth professional season, first with Angels organization
- 2007 Carolina League Mid-Season All-Star

2014 Season

Triple-A Columbus (Cleveland)

- Returned from Tommy John surgery in late April with Columbus
- Did not allow a run in nine of his first 11 appearances of the season

2013 Season

Did Not Play (Cleveland)

- Missed all of 2013 while recovering from Tommy John surgery

2012 Season

Triple-A Columbus/Cleveland Indians

- Called up to the Indians in August and September, pitching in 15 games for Cleveland
- Appeared in a team-high 42 games for the Clippers

2011 Season

Triple-A Columbus/Cleveland Indians

- Made first career MLB Opening Day roster, striking out five White Sox on Opening Day

2010 Season

Triple-A Columbus/Cleveland Indians

- Gave up one earned run in 19 games with Columbus prior to MLB call-up
- Made MLB debut with Cleveland on June 4 at Chicago White Sox (1.1 IP, 1 K)

2009 Season

Double-A Akron/Triple-A Columbus (Cleveland)

- First full season primarily used as a reliever
- Spent the first month of the season with Akron, appearing in five games
- Pitched in 44 games for Columbus, walking just 17 over 76 innings

2008 Season

Single-A Kinston/Double-A Akron/Triple-A Buffalo (Cleveland)

- Spent majority of the season with Akron, making brief stops in Kinston and Buffalo
- Started 23 games for the Aeros, helping Akron to the Eastern League Finals

2007 Season

Single-A Kinston (Cleveland)

- Carolina League Mid-Season All-Star
- Carolina League Pitcher of the Week on August 20 (2-0, 1 CG, 15 IP, 1 ER)

2006 Season

Single-A Lake County (Cleveland)

- Signed with the Indians as an amateur free agent in 2005
- Improved ERA from 4.74 to 3.17 following the All-Star break

Personal/Misc.

- Frank Joseph Herrmann
- Graduated with a degree in economics from Harvard University in 2006
- Became the 15th player to play in the majors after attending Harvard
- Authored a column for The Harvard Crimson detailing his first year as a professional athlete in 2006

Career Statistics

Year	Team	W	L	ERA	G	GS	SV	IP	H	R	ER	HR	BB	SO	HBP	WP	WHIP
2006	Lake County Captains	4	6	3.90	26	26	0	122.1	122	61	53	8	47	89	17	5	1.381
2007	Kinston Indians	11	5	4.01	26	26	0	146.0	163	75	65	15	28	88	11	2	1.308
2008	Kinston Indians	0	0	11.81	1	1	0	5.1	8	7	7	1	1	4	0	1	1.688
2008	Akron Aeros	11	6	4.10	23	23	0	131.2	142	70	60	9	36	86	3	6	1.352
2008	Buffalo Bisons	0	2	1.38	2	2	0	13.0	11	3	2	1	6	14	0	0	1.308
2009	Akron Aeros	2	1	2.93	5	5	0	30.2	27	11	10	4	5	12	0	2	1.043
2009	Columbus Clippers	2	3	2.96	44	0	2	76.0	83	33	25	3	13	50	2	4	1.263
2010	Columbus Clippers	3	0	0.31	19	0	2	28.2	15	1	1	0	8	22	0	1	0.802
2010	Cleveland Indians	0	1	4.03	40	0	1	44.2	48	22	20	6	9	24	2	2	1.276
2011	Columbus Clippers	0	0	5.91	9	0	0	10.2	13	7	7	1	4	12	0	1	1.594
2011	Cleveland Indians	4	0	5.11	40	0	0	56.1	71	35	32	7	16	34	0	1	1.544
2012	Columbus Clippers	2	2	4.78	42	0	8	52.2	58	31	28	8	15	58	1	4	1.386
2012	Cleveland Indians	0	0	2.33	15	0	0	19.1	12	5	5	1	4	14	0	0	0.828
2014	Columbus Clippers	1	1	6.37	28	0	0	29.2	32	21	21	6	19	30	0	4	1.719
MINOR LEAGUE TOTALS		36	26	3.83	225	83	12	656.2	674	320	279	56	182	465	36	30	1.304
MAJOR LEAGUE TOTALS		4	1	4.26	95	0	1	120.1	131	62	57	14	29	72	2	3	1.330

Players



Nate Hyatt - Pitcher

Bats: RIGHT Throws: RIGHT Ht.: 6-0 Wt.: 185

Opening Day Age: 24 Born: September 26, 1990

Birthplace: Charlotte, North Carolina

🐦 @brhern14

Acquired: Traded from the Atlanta Braves along with Kyle Kubitzka for Ricardo Sanchez on January 8, 2014

BEELINES

- Entering fourth professional season, first with the Angels

2014 Season

Single-A Lynchburg (Atlanta)

- Struck out 10.43 batters per nine innings, third highest rate in the Carolina League
- Finished second on the Hillcats with 37 relief appearances

2013 Season

Single-A Lynchburg (Atlanta)

- Led the Carolina League with 43 pitching appearances, finished second with 12 saves

2012 Season

Single-A Inland Empire/Double-A Arkansas

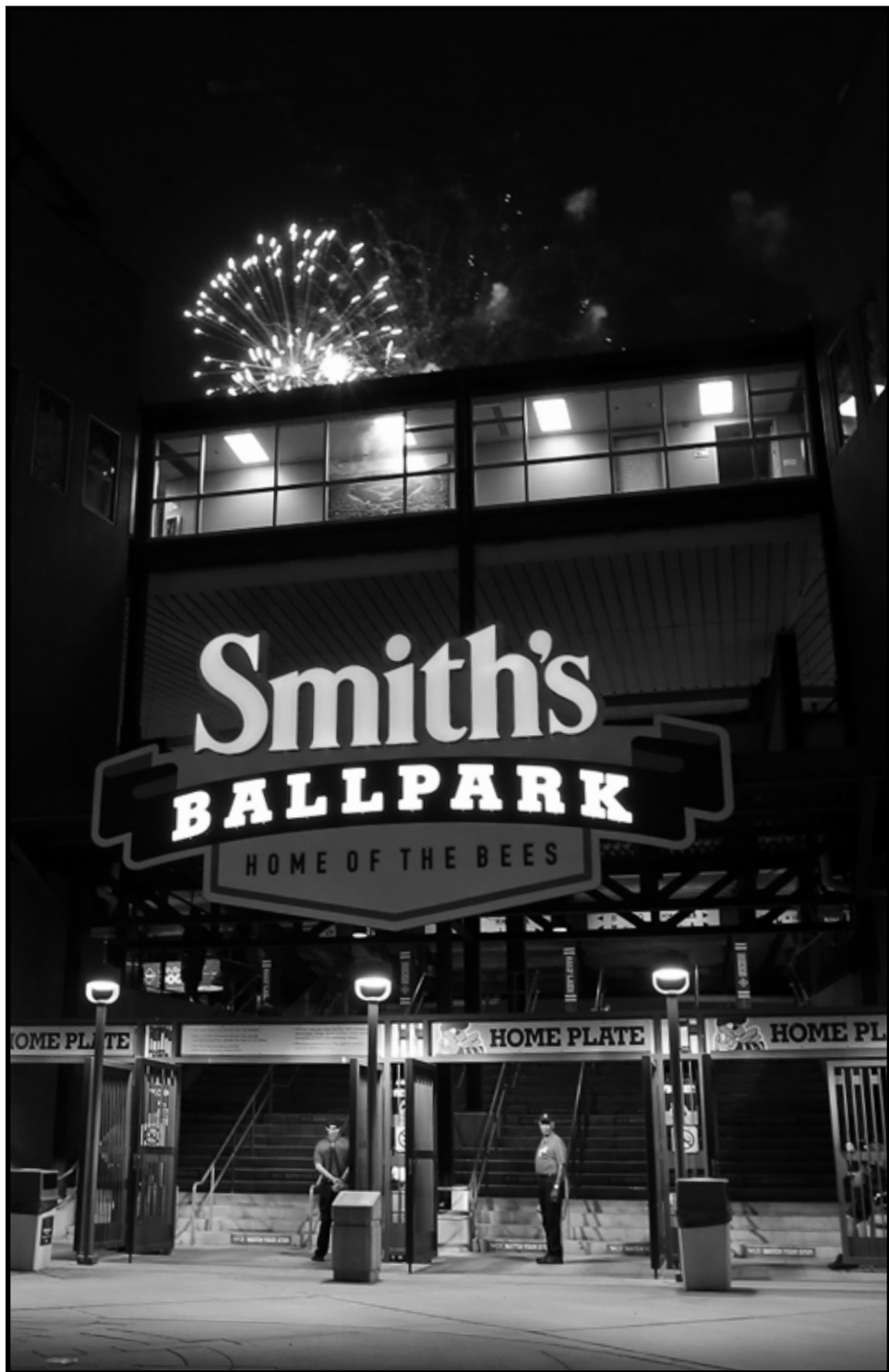
- Drafted by the Braves in the 13th round of the MLB Amateur Draft out of Appalachian State
- Struck 13.5 batters per nine innings between stops in Danville and Rome

Personal/Misc.


- Nathan Daniel Hyatt

Career Statistics

Year	Team	W	L	ERA	G	GS	SV	IP	H	R	ER	HR	BB	SO	HBP	WP	WHIP
2012	Danville Braves	2	0	1.80	7	0	3	10.0	3	2	2	0	3	14	0	4	0.600
2012	Rome Braves	0	0	1.23	11	0	3	14.2	10	3	2	0	5	23	1	1	1.023
2013	Lynchburg Hillcats	2	4	3.86	43	0	12	46.2	47	21	20	1	30	55	5	5	1.650
2014	Lynchburg Hillcats	5	3	2.71	37	0	3	63.0	60	26	19	3	27	73	1	10	1.381
MINOR LEAGUE TOTALS		9	7	2.88	98	0	21	134.1	120	52	43	4	65	165	7	20	1.377



Players



Edgar Ibarra - Pitcher

Bats: LEFT Throws: RIGHT Ht.: 6-0 Wt.: 190

Opening Day Age: 25 Born: May 31, 1989
Birthplace: Valencia, Venezuela

Acquired: Signed as a free agent on December 5, 2014

BEELINES

- Entering tenth professional season, first with the Angels

2014 Season

Double-A New Britain/Triple-A Rochester (Minnesota)

- Posted a 5-0 record as a reliever

2013 Season

Double-A New Britain/Triple-A Rochester (Minnesota)

- Twins Minor League Player of the Week July 26 (2 G, 1-0, 4.0 IP, 6 K)
- Did not allow a run in 31.1 innings pitched at New Britain and Rochester between June 4 and August 20

2012 Season

Single-A Ft. Myers/Double-A New Britain (Minnesota)

- Promoted to Double-A on June 20
- Pitched at least one inning in 18 of 24 appearances with New Britain

2011 Season

Single-A Ft. Myers (Minnesota)

- Ranked second on the team with 77 strikeouts
- Converted to reliever during the season, starting 16 games and relieving in 16 games

2010 Season

Single-A Beloit (Minnesota)

- Led the Snappers with 122 strikeouts, second with 112.1 innings pitched
- Struck out a career-high 10 batters on June 12 vs. Bowling Green
- Allowed just one home run in first 52.1 innings pitched during the season

2009 Season

Rookie Elizabethton (Minnesota)

- Appalachian League Pitcher of the Week on August 3
- Twins Minor League Pitcher of the Month for August (4-0, 0.93 ERA)
- Pitched in five games with Tigres de Aragua in the Venezuelan Winter League

2008 Season

Rookie GCL Twins (Minnesota)

- Went 4-0 in 10 starts for the GCL Twins
- Pitched in five games with Tigres de Aragua in the Venezuelan Winter League

2007 Season

VSL Twins (Minnesota)

- Started a team-high 15 games and struck out a team-high 53 batters for the Venezuelan Summer League Twins

2006 Season

VSL Twins (Minnesota)

- Made professional debut as a 17-year-old with the Venezuelan Summer League Twins

Personal/Misc.

- Edgar Alexander Ibarra (ee-BAR-uh)

Career Statistics

Year	Team	W	L	ERA	G	GS	SV	IP	H	R	ER	HR	BB	SO	HBP	WP	WHIP
2006	VSL Twins/Blue Jays	2	6	5.49	19	8	0	59.0	72	44	36	3	23	29	5	3	1.610
2007	VSL Cubs/Twins	2	4	3.19	16	15	0	73.1	79	35	26	1	21	53	6	8	1.364
2008	GCL Twins	4	0	3.12	10	10	0	49.0	44	22	17	1	21	51	4	0	1.327
2009	Elizabethton Twins	6	2	2.84	14	6	0	50.2	37	16	16	1	19	57	4	5	1.105
2010	Beloit Snappers	6	11	4.81	33	17	1	112.1	112	71	60	6	60	122	10	9	1.531
2011	Fort Myers Miracle	5	10	5.16	32	16	0	106.1	133	73	61	13	49	77	7	12	1.712
2012	Fort Myers Miracle	1	3	3.60	18	0	2	45.0	49	28	18	1	16	41	6	6	1.444
2012	New Britain Rock Cats	2	1	6.15	24	0	0	33.2	40	27	23	6	15	28	1	2	1.634
2013	New Britain Rock Cats	2	2	1.91	31	0	2	42.1	32	11	9	2	20	40	1	3	1.228
2013	Rochester Red Wings	1	0	1.96	16	0	0	18.1	9	4	4	1	9	14	1	0	0.982
2014	New Britain Rock Cats	2	1	6.91	9	0	1	14.1	17	12	11	1	5	16	1	1	1.535
2014	Rochester Red Wings	5	0	3.44	31	0	0	49.2	50	19	19	3	23	42	0	3	1.470
MINOR LEAGUE TOTALS		38	40	4.13	253	72	6	654.0	674	362	300	39	281	570	46	52	1.460

Players



Roger Kieschnick - Outfielder

Bats: LEFT Throws: RIGHT Ht.: 6-3 Wt.: 220

Opening Day Age: 28
Birthplace: Dallas, Texas

Born: January 21, 1987

Acquired: Selected off waivers by the Angels from the Arizona Diamondbacks on October 7, 2014

BEELINES

- Entering seventh professional season, first with the Angels
- 2013 PCL Mid-Season All-Star, 2011 Eastern League Mid-Season All-Star, 2009 California Mid-Season and Postseason All-Star
- 2012 MiLB.com Giants Organization All-Star

2014 Season

Triple-A Reno/Arizona Diamondbacks

- Selected off waivers by the Diamondbacks from the San Francisco Giants on April 4
- Played 25 games with Arizona over three stints with the big league club
- Hit first MLB home run on June 17 vs. Milwaukee
- Selected off waivers by the Angels on October 7

2013 Season

Triple-A Fresno/San Francisco Giants

- Made MLB debut on July 31 vs. Philadelphia (2-for-5, 2 RBIs)
- PCL All-Star

2012 Season

Rookie AZL Giants/Triple-A Fresno

- MiLB.com Giants Organization All-Star
- Made 55 appearances for Fresno, his first year in Triple-A
- Missed three months with an injury, made three rehab starts with the AZL Giants
- 15 home runs were third-most in Giants organization in just 58 games

2011 Season

Double-A Richmond

- Eastern League Mid-Season All-Star

2010 Season

Double-A Richmond

- Hit .290 before going on an 0-for-30 streak and being placed on the disabled list

2009 Season

Single-A San Jose

- California League Mid-Season and Postseason All-Star
- California League Player of the Week June 22 and June 29
- Finished second in the California League with 110 RBIs

Personal/Misc.

- Roger Keith Kieschnick (KEESH-nick)
- Originally drafted by the San Francisco Giants in the third round of the 2008 Amateur Draft
- Attended Texas Tech University

Career Statistics

YEAR	TEAM	G	AB	R	H	2B	3B	HR	RBI	SB	CS	BB	SO	BA	OBP	SLG
2009	San Jose Giants	131	517	86	153	37	8	23	110	9	1	36	130	.296	.345	.532
2010	Richmond Flying Squirrels	60	223	21	56	8	3	4	23	2	3	18	55	.251	.305	.368
2011	Richmond Flying Squirrels	126	459	71	117	22	5	16	65	13	7	34	121	.255	.307	.429
2012	AZL Giants	3	12	0	1	1	0	0	4	0	0	0	5	.083	.077	.167
2012	Fresno Grizzlies	55	222	49	68	13	4	15	40	0	2	24	68	.306	.376	.604
2013	Fresno Grizzlies	101	374	50	102	27	9	13	56	4	1	40	102	.273	.339	.497
2013	San Francisco Giants	38	84	6	17	0	1	0	5	0	0	11	29	.202	.295	.226
2014	Reno Aces	95	369	57	96	25	2	15	49	5	1	28	88	.260	.317	.461
2014	Arizona Diamondbacks	25	41	2	8	1	0	1	2	0	0	0	16	.195	.195	.293
MINOR LEAGUE CAREER		571	2176	334	593	133	31	86	347	33	15	180	569	.273	.329	.481
MAJOR LEAGUE CAREER		63	125	8	25	1	1	1	7	0	0	11	45	.200	.265	.248

Players



Marc Krauss - Infielder

Bats: LEFT Throws: RIGHT Ht.: 6-2 Wt.: 245

Opening Day Age: 27

Born: October 5, 1987

Birthplace: Deshler, Ohio

🐦 @MarcKrauss25

Acquired: Selected off waivers by the Angels from Houston on December 8, 2014

BEELINES

- Entering seventh professional season, first with Angels organization
- 2012 & 2011 Southern League Mid-Season All-Star, 2010 California League Postseason All-Star
- Four-time league offensive player of the week.

2014 Season

Triple-A Oklahoma City/Houston Astros

- Split time between first base and corner outfield spots for the Astros

2013 Season

Triple-A Oklahoma City/Houston Astros

- Pacific Coast League Player of the Week on April 22 (7 G, .455 BA, 4 2B, 1 3B, 1 HR, 10 RBIs, 6 R)
- Made MLB debut as a pinch hitter at Chicago Cubs June 21 (0-1, K)
- Hit first MLB home run at Texas on July 7
- Led Astros in pitches per plate appearance (4.55)

2012 Season

Double-A Mobile (Arizona)/Double-A Corpus Christi/Triple-A Oklahoma City (Houston)

- Southern League Mid-Season and Postseason all-Star with Mobile
- Southern League player of the Week on April 30, Texas League Player of the Week on August 6
- Traded by Arizona on July 29 with Bobby Borchering to Houston for Chris Johnson

2011 Season

Double-A Mobile (Arizona)

- Southern League Mid-Season All-Star
- Ranked fifth in the Southern League in walks (64) and seventh in triples (6)
- Helped Mobile to a Southern League title

2010 Season

Single-A Visalia (Arizona)

- California League Postseason All-Star
- MiLB.com Arizona Organization All-Star
- California League Player of the Week July 6
- Named to the Arizona Fall League Rising Stars team following the season

2009 Season

Single-A South Bend (Arizona)

- Drafted in the 2nd round of the Amateur Draft out of Ohio University
- Hit .304 in 32 games with South Bend in his first professional season

Personal/Misc.

- Marc S. Krauss

Career Statistics

YEAR	TEAM	G	AB	R	H	2B	3B	HR	RBI	SB	CS	BB	SO	BA	OBP	SLG
2009	South Bend Silver Hawks	32	115	14	35	12	1	2	17	0	1	14	21	.304	.377	.478
2010	Visalia Rawhide	138	530	107	160	27	4	25	87	1	3	57	141	.302	.371	.509
2011	Mobile BayBears	125	433	69	105	25	6	16	65	3	3	64	123	.242	.340	.439
2012	Mobile BayBears	104	346	75	98	29	2	15	61	6	4	73	91	.283	.416	.509
2012	Corpus Christi Hooks	7	29	11	12	2	0	5	16	1	0	6	5	.414	.514	1.000
2012	Oklahoma City RedHawks	22	57	3	7	0	0	0	2	1	1	6	20	.123	.203	.123
2013	Oklahoma City RedHawks	78	253	38	71	16	2	10	39	3	3	53	52	.281	.401	.478
2013	Houston Astros	52	134	11	28	9	0	4	13	2	0	10	45	.209	.267	.366
2014	Oklahoma City RedHawks	42	159	22	46	12	0	5	38	1	0	22	43	.289	.375	.459
2014	Houston Astros	67	186	16	36	6	0	6	21	0	0	21	54	.194	.279	.323
MINOR LEAGUE CAREER		548	1922	339	534	123	15	78	325	16	15	295	496	.278	.375	.479
MAJOR LEAGUE CAREER		119	320	27	64	15	0	10	34	2	0	31	99	.200	.274	.341

Players



Kyle Kubitzka - Infielder

Bats: LEFT Throws: RIGHT Ht.: 6-3 Wt.: 215

Opening Day Age: 24

Born: July 15, 1990

Birthplace: Arlington, Texas

@Kubbyk3009

Acquired: Traded from Atlanta in exchange for Ricardo Sanchez on January 8, 2015

BEELINES

- Entering fifth professional season, first with Angels organization
- MLBpipeline.com Angels #7 prospect
- 2013 & 2014 MiLB.com Atlanta Organization All-Star
- Four-time league offensive player of the week

2014 Season

Double-A Mississippi

- MiLB.com Braves Organization All-Star
- Named Southern League Player of the Week on July 7 (6 G., 435 BA, 2 2B, 2 3B, 6 RBI)
- Led Southern League in on-base percentage (.405) and walks (77); finished second in triples (11) and fourth in runs scored (76)

2013 Season

Single-A Lynchburg

- MiLB.com Braves Organization All-Star
- Two-time Carolina League Player of the Week (June 17 and August 5)
- Led Carolina League in walks (80) finished fourth in on-base percentage (.380)

2012 Season

Single-A Rome

- South Atlantic League Player of the Week on April 23 (.440 BA, 2 HR, 4 2B, 3B, 2 SB, 8 RBI)

2011 Season

Rookie Danville

- Drafted in the 3rd round of the 2011 Amateur Draft out of Texas State
- Finished fourth in the Appalachian League in on-base percentage (.407)

Personal/Misc.

- Kyle Andrew Kubitzka (ka-BIT-sa)

Career Statistics

YEAR	TEAM	G	AB	R	H	2B	3B	HR	RBI	SB	CS	BB	SO	BA	OBP	SLG
2011	Danville Braves	44	162	36	52	16	3	1	34	9	3	24	38	.321	.407	.475
2012	Rome Braves	128	448	68	107	24	9	9	59	18	11	73	127	.239	.349	.393
2013	Lynchburg Hillcats	132	435	75	113	28	6	12	57	8	16	80	132	.260	.380	.434
2014	Mississippi Braves	132	440	76	130	31	11	8	55	21	6	77	133	.295	.405	.470
MINOR LEAGUE CAREER		436	1485	255	402	99	29	30	205	56	36	254	430	.271	.381	.437



Players



Matt Lindstrom - Pitcher

Bats: RIGHT Throws: RIGHT Ht.: 6-3 Wt.: 215

Opening Day Age: 35 Born: February 11, 1980
Birthplace: Rexburg, Idaho

Acquired: Signed as a minor league free agent on February 17, 2015

BEELINES

- Entering 14th professional season, first with the Angels
- Pitched in 469 major league games over eight seasons

2014 Season

Triple-A Charlotte/Chicago White Sox

- Pitched in 35 big league games in his second season with the White Sox
- Converted all five save opportunities away from Chicago

2013 Season

Chicago White Sox

- Signed as a free agent with the White Sox on January 25, 2013
- Posted a 1.45 ERA in 39 games away from US Cellar Park
- Pitched in 76 games, the third highest total in the American League

2012 Season

Baltimore Orioles/Arizona Diamondbacks

- Traded by the Colorado Rockies with Jason Hammel to Baltimore for Jeremy Guthrie on January 6, 2012
- Posted a 2.72 ERA with Baltimore, including a 0.50 ERA on the road
- Traded by the Orioles to Arizona on August 26 for Joe Saunders

2011 Season

Colorado Rockies

- Traded by the Astros to the Colorado Rockies on December 23, 2010
- Collected a 3.00 ERA in 63 appearances for the Rockies with a 1.71 ERA away from Coors Field

2010 Season

Houston Astros

- Traded by the Florida Marlins to the Houston Astros on December 9, 2009
- Saved a career-high 23 games (12th in the National League)

2009 Season

Florida Marlins

- Finished second on the Marlins with 15 saves and 32 games finished

2008 Season

Florida Marlins

- 3.14 ERA led Marlins relievers (minimum 20 innings)

2007 Season

Florida Marlins

- Named Marlins Rookie of the Year
- Made MLB debut on April 4 at Washington (0.1 IP, 0 H)

2006 Season

Single-A St. Lucie/Double-A Binghamton (New York Mets)

- Selected to MLB Futures Game
- Traded from the Mets to the Marlins on November 20, 2006

2005 Season

Double-A Binghamton (New York Mets)

- Transitioned from starter to reliever, coming on in relief in 25 games
- Pitched for Grand Canyon in the Arizona Fall League

2004 Season

Single-A Capital City/Single-A St. Lucie (New York Mets)

- Combined for a 3.52 ERA between two stops in the Mets minor league system

2003 Season

Single-A Brooklyn/Single-A Capital City (New York Mets)

- Finished second on the Capital City starters with a 2.86 ERA

2002 Season

Rookie Kingsport (New York Mets)

- Drafted in the 10th round of the MLB Amateur Draft by the New York Mets out of BYU-Idaho

Personal/Misc.

- Matthew Raymond Lindstrom
- One of six players ever drafted out of BYU-Idaho

Career Statistics

Year	Team	W	L	ERA	G	GS	SV	IP	H	R	ER	HR	BB	SO	HBP	WP	WHIP
2002	Kingsport Mets	0	6	4.84	12	11	0	48.1	56	45	26	6	21	39	2	4	1.593
2003	Brooklyn Cyclones	7	3	3.44	14	14	0	65.1	61	28	25	2	27	52	7	6	1.347
2003	Capital City Bombers	2	3	2.86	12	11	0	56.2	46	21	18	2	33	50	1	6	1.394
2004	Capital City Bombers	3	2	3.21	13	12	0	56.0	47	26	20	3	10	64	4	7	1.018
2004	St. Lucie Mets	5	5	3.73	14	14	0	79.2	83	44	33	5	20	50	3	4	1.293
2005	Binghamton Mets	2	5	5.40	35	10	0	73.1	90	61	44	11	55	58	5	11	1.977
2006	St. Lucie Mets	1	0	2.50	11	0	2	18.0	14	7	5	2	7	16	0	1	1.167
2006	Binghamton Mets	2	4	3.76	35	0	11	40.2	42	19	17	2	14	54	5	3	1.377
2007	Florida Marlins	3	4	3.09	71	0	0	67.0	66	27	23	2	21	62	3	5	1.299
2008	Albuquerque Isotopes	0	0	9.00	3	0	0	4.0	5	4	4	1	1	4	0	0	1.500
2008	Florida Marlins	3	3	3.14	66	0	5	57.1	57	21	20	1	26	43	1	4	1.448
2009	Jupiter Hammerheads	0	0	0.00	2	0	0	2.0	1	0	0	0	0	1	0	0	0.500
2009	Jacksonville Suns	0	1	9.00	2	2	0	2.0	2	2	2	1	0	3	0	0	1.000
2009	Florida Marlins	2	1	5.89	54	0	15	47.1	54	35	31	5	24	39	2	0	1.648
2010	Corpus Christi Hooks	0	0	0.00	1	1	0	1.0	0	0	0	0	0	1	1	1	0.000
2010	Houston Astros	2	5	4.39	58	0	23	53.1	68	26	26	5	20	43	0	8	1.650
2011	Colorado Springs Sky Sox	0	0	13.50	2	0	0	2.0	4	3	3	1	0	4	0	0	2.000
2011	Colorado Rockies	2	2	3.00	63	0	2	54.0	52	21	18	3	14	36	2	2	1.222
2012	GCL Orioles	0	0	4.50	2	2	0	2.0	2	1	1	0	0	2	0	0	1.000
2012	Bowie Baysox	0	0	3.86	2	1	0	2.1	4	3	1	0	1	1	0	0	2.143
2012	Baltimore Orioles	1	0	2.72	34	0	0	36.1	35	14	11	2	12	30	4	1	1.294
2012	Arizona Diamondbacks	0	0	2.53	12	0	0	10.2	10	3	3	0	2	10	1	0	1.125
2013	Chicago White Sox	2	4	3.12	76	0	0	60.2	64	23	21	2	23	46	1	6	1.434
2014	Charlotte Knights	0	1	13.50	5	0	0	4.2	9	7	7	0	3	3	1	0	2.571
2014	Chicago White Sox	2	2	5.03	35	0	6	34.0	47	23	19	3	12	18	1	3	1.735
MINOR LEAGUE TOTALS		22	30	4.05	165	78	13	458.0	466	271	206	36	192	402	29	2	1.437
MAJOR LEAGUE TOTALS		17	21	3.68	469	0	51	420.2	453	193	172	23	154	327	15	29	1.443

Players



Alfredo Marte - Outfielder

Bats: RIGHT Throws: RIGHT Ht.: 5-11 Wt.: 195

Opening Day Age: 26 Born: March 31, 1989
Birthplace: Santo Domingo, Dominican Republic
@MarteAlfredo

Acquired: Selected off waivers by the Angels from the Arizona Diamondbacks on October 7, 2014

BEELINES

- Entering tenth professional season
- 2012 Southern League All-Star, 2009 Midwest League All-Star, 2007 Dominican League All-Star

2014 Season

Triple-A Reno/Arizona Diamondbacks

- Called up by Arizona three times during the season
- First MLB home run was a pinch-hit grand slam at Philadelphia on July 25
- Selected off waivers by the Angels on October 7

2013 Season

Triple-A Reno/Arizona Diamondbacks

- Made MLB debut on April 2 vs. St. Louis (0-3, BB)
- Added to the Diamondbacks 40-man roster prior to the 2013 season

2012 Season

Double-A Mobile (Arizona)

- MiLB.com Diamondbacks Organization All-Star, Mid-Season and Postseason Southern League All-Star
- 2012 Futures Game selection
- Southern League Player of the on Week June 11 and June 25
- Finished fifth in the Southern League in batting average (.294) and RBIs (75)

2011 Season

Single-A Visalia/Double-A Mobile (Arizona)

- California League Player of the Week on August 1 (12-for-25 .480 BA, 5 RBIs)

2010 Season

Single-A Visalia (Arizona)

- Teammates with fellow 2015 Angels minor leaguers Ryan Wheeler and Marc Krauss

2009 Season

Single-A South Bend (Arizona)

- Midwest League Mid-Season All-Star
- Led the Silver Hawks with 71 RBIs and 27 doubles

2008 Season

Single-A Yakima (Arizona)

- Appeared in 70 games, fourth in the Northwest League
- Stole a career-high 19 bases

2007 Season

Rookie DSL Diamondbacks (Arizona)

- Dominican Summer League Postseason All-Star
- Led DSL with 87 hits, finished fifth in the DSL with a .328 batting average

2006 Season

Rookie DSL Diamondbacks (Arizona)

- Made professional debut at 17 years old with the DSL Diamondbacks


Personal/Misc.

- Alfredo Marte (mar-TAY)

Career Statistics

YEAR	TEAM	G	AB	R	H	2B	3B	HR	RBI	SB	CS	BB	SO	BA	OBP	SLG
2006	DSL Diamondbacks	19	68	9	17	4	0	1	10	0	1	5	10	.250	.316	.353
2007	DSL Diamondbacks	67	265	30	87	19	4	4	45	3	1	17	37	.328	.377	.475
2008	Yakima Bears	70	267	37	67	18	0	1	27	19	5	24	44	.251	.324	.330
2009	South Bend Silver Hawks	120	475	49	119	27	3	7	71	5	2	25	78	.251	.294	.364
2010	Visalia Rawhide	130	516	76	134	26	3	9	61	9	5	34	107	.260	.314	.374
2011	Visalia Rawhide	59	234	35	70	15	3	7	33	5	0	14	43	.299	.344	.479
2011	Mobile BayBears	17	43	4	10	1	0	1	6	1	0	4	10	.233	.306	.326
2012	Mobile BayBears	113	398	68	117	25	3	20	75	6	6	34	72	.294	.363	.523
2013	Reno Aces	86	311	37	87	24	1	7	48	2	1	22	63	.280	.335	.431
2013	Arizona Diamondbacks	22	43	4	8	3	0	0	4	0	0	4	12	.186	.271	.256
2014	Reno Aces	78	270	46	86	15	3	11	45	6	0	39	60	.319	.407	.519
2014	Arizona Diamondbacks	44	106	8	18	5	1	2	9	1	0	6	34	.170	.221	.292
MINOR LEAGUE CAREER		759	2847	391	794	174	20	68	421	56	21	218	524	.279	.339	.426
MAJOR LEAGUE CAREER		66	149	12	26	8	1	2	13	1	0	10	46	.174	.236	.282

Players



Ryan Mattheus - Pitcher

Bats: RIGHT Throws: RIGHT Ht.: 6-3 Wt.: 220

Opening Day Age: 31 Born: November 10, 1983

Birthplace: Sacramento, California

🐦 @RyanMattheus

Acquired: Signed as a minor league free agent on February 17, 2015

BEELINES

- Entering 12th professional season, first with the Angels
- 2007 & 2008 Texas League All-Star, 2008 Futures Game Selection
- Pitched in 145 Major League games

2014 Season

Rookie GCL Nationals/Triple-A Syracuse/Washington Nationals

- Gave up just one run in seven appearances for the Nationals
- Made two rehab starts with the Rookie Gulf Coast Nationals

2013 Season

Rookie GCL Nationals/Single-A Hagerstown/
Double-A Harrisburg/ Triple-A Syracuse/Washington Nationals

- Made rehab starts at four different levels while recovering from a broken hand
- Finished the season strong allowing just four earned runs in September over 11 appearances

2012 Season

Single-A Potomac/Double-A Harrisburg/Washington Nationals

- Finished third on the Nationals with 66 relief appearances
- Did not allow a run in 13 consecutive appearances in August (15.1 IP)
- Made Nationals postseason roster, appearing in three games without allowing a run

2011 Season

Double-A Harrisburg/Triple-A Syracuse/Washington Nationals

- Made his MLB debut vs. St. Louis on June 14 (1.1 IP, 1 BB, 2 K)
- In second year with the Nationals, moved quickly through the system before sticking with the Nationals after June call-up

2010 Season

Rookie GCL Nationals/Single-A Vermont (Washington)

- Made just 10 relief appearances while rehabbing an injury

2009 Season

Single-A Modesto/Double-A Tulsa/Triple-A Colorado Springs (Colorado)

- Made 19 relief appearances among three levels before going on the disabled list on June 17
- Traded with Robinson Fabian to the Washington Nationals in exchange for Joe Beimel on July 31

2008 Season

Double-A Tulsa (Colorado)

- Converted from starter to reliever
- Texas League Mid-Season All-Star
- Futures Game Selection
- Finished fourth in the Texas League with 17 saves and 58 total appearances

2007 Season

Double-A Tulsa (Colorado)

- Texas League Mid-Season All-Star
- Finished fourth in the Texas League with 158.2 innings pitched

2006 Season

Single-A Modesto (Colorado)

- Finished third in the California League with 156 innings pitched
- Led the Nuts in games started and innings pitched
- Threw complete game shutout at San Jose on May 28 (9 IP, 7 H, 2 BB, 5 K)

2005 Season

Single-A Asheville (Colorado)

- Struck out a season-high nine batters against Lexington on May 25

2004 Season

Rookie Casper (Colorado)

- Made professional debut with Casper on June 19


Personal/Misc.

- Ryan Brent Mattheus (Matthews)
- Drafted in the 34th round of the 2002 Amateur Draft by the Colorado Rockies, but did not sign
- Drafted in the 19th round of the 2003 Amateur Draft by the Colorado Rockies out of Sacramento City College

Career Statistics

Year	Team	W	L	ERA	G	GS	SV	IP	H	R	ER	HR	BB	SO	HBP	WP	WHIP
2004	Casper Rockies	3	3	4.94	7	7	0	27.1	27	16	15	2	14	16	5	7	1.500
2005	Asheville Tourists	7	6	5.82	23	23	0	128.1	142	90	83	16	52	102	12	14	1.512
2006	Modesto Nuts	7	12	5.19	28	28	0	156.0	198	103	90	5	65	131	11	6	1.686
2007	Tulsa Drillers	9	11	5.56	26	26	0	158.2	182	100	98	13	55	102	14	5	1.494
2008	Tulsa Drillers	2	5	3.28	58	0	17	57.2	50	27	21	5	27	56	1	6	1.335
2009	Modesto Nuts	0	1	2.08	3	0	0	4.1	2	1	1	0	2	2	1	0	0.923
2009	Tulsa Drillers	0	1	3.60	3	0	0	5.0	3	2	2	0	1	5	0	0	0.800
2009	Colorado Springs Sky Sox	1	1	4.32	13	0	0	16.2	19	8	8	3	8	20	0	0	1.620
2010	GCL Nationals	0	1	1.50	6	3	0	6.0	5	2	1	0	1	6	0	1	1.000
2010	Vermont Lake Monsters	1	0	0.00	4	1	0	5.1	3	1	0	0	2	5	0	0	0.938
2011	Harrisburg Senators	2	1	2.45	13	0	4	14.2	9	4	4	1	5	18	1	1	0.955
2011	Syracuse Chiefs	0	0	0.00	9	0	2	10.0	3	0	0	0	3	10	0	0	0.600
2011	Washington Nationals	2	2	2.81	35	0	0	32.0	26	11	10	1	15	12	2	1	1.281
2012	Potomac Nationals	0	1	18.00	1	0	0	1.0	2	2	2	2	0	0	0	0	2.000
2012	Harrisburg Senators	0	0	4.50	2	0	0	2.0	0	1	1	0	1	3	0	1	0.500
2012	Washington Nationals	5	3	2.85	66	0	0	66.1	57	22	21	8	19	41	3	3	1.146
2013	GCL Nationals	0	0	0.00	1	1	0	1.0	1	0	0	0	0	3	0	1	1.000
2013	Hagerstown Suns	0	0	9.00	1	1	0	1.0	1	1	1	0	0	0	0	1	1.000
2013	Harrisburg Senators	0	0	2.25	3	0	0	4.0	5	1	1	0	2	0	0	0	1.750
2013	Syracuse Chiefs	0	0	1.23	6	0	0	7.1	6	1	1	1	1	4	0	1	0.955
2013	Washington Nationals	0	2	6.37	37	0	0	35.1	52	26	25	1	15	22	0	4	1.896
2014	GCL Nationals	0	0	7.71	2	1	0	2.1	3	2	2	0	0	4	0	0	1.286
2014	Syracuse Chiefs	1	3	5.80	34	0	2	40.1	47	31	26	5	12	32	0	2	1.463
2014	Washington Nationals	0	0	1.04	7	0	0	8.2	7	1	1	0	4	4	1	0	1.269
MINOR LEAGUE TOTALS		33	46	4.95	243	91	25	649.0	708	393	357	53	251	519	45	46	1.478
MAJOR LEAGUE TOTALS		7	7	3.60	145	0	0	142.1	142	60	57	10	53	79	6	8	1.370

Players



Jeremy McBryde - Pitcher

Bats: RIGHT Throws: RIGHT Ht.: 6-2 Wt.: 225

Opening Day Age: 27 Born: May 1, 1987
Birthplace: Oklahoma City, Oklahoma

Acquired: Signed as a free agent with the Los Angeles Angels on November 7, 2014

BEELINES

- Entering ninth professional season, first with Angels organization
- 2013 Mid-Season and Postseason Texas League All-Star, 2009 Mid-Season California League All-Star

2014 Season

Triple-A Sacramento (Oakland)

- Appeared in a team-high 51 games out of the pen
- 2.22 ERA was second on the River Cats (minimum 10 IP)
- 17 saves were fourth highest in the PCL

2013 Season

Double-A San Antonio (San Diego)

- Mid-Season and Postseason Texas League All-Star
- Led all of Double-A with 61 appearances, finished third in the Texas League with 15 saves

2012 Season

Double-A San Antonio (San Diego)

- Struck out a career-high 11 batters per 9 innings (65 Ks in 53 innings)
- Led team with 13 saves and Missions relievers with 65 strikeouts

2011 Season

Single-A Lake Elsinore (San Diego)

- Finished first in the California League and seventh in MiLB with 63 relief appearances
- First season used primarily as a reliever

2010 Season

Single-A Fort Wayne/Single-A Lake Elsinore (San Diego)

- Missed first two months of the season with a shoulder injury
- Spent majority of the season with Lake Elsinore, going 4-4 in 12 starts with the Storm

2009 Season

Single-A Lake Elsinore (San Diego)

- Placed on the disabled list in June with a back injury, missing the rest of the season
- Named to California League Mid-Season All-Star team

2008 Season

Single-A Fort Wayne (San Diego)

- Finished second on the team with 136.2 innings pitched
- Second in the Midwest League with 158 strikeouts

2007 Season

Single-A Eugene (San Diego)

- First professional season after being drafted by the Padres in the 26th round from Rose State College

Personal/Misc.

- Jeremy R. McBryde

Career Statistics

Year	Team	W	L	ERA	G	GS	SV	IP	H	R	ER	HR	BB	SO	HBP	WP	WHIP
2007	Eugene Emeralds	1	6	5.31	17	12	1	59.1	67	39	35	6	18	56	4	7	1.433
2008	Fort Wayne Wizards	8	9	4.28	30	26	1	136.2	151	78	65	11	24	158	8	6	1.280
2009	Lake Elsinore Storm	6	3	4.54	13	12	0	75.1	72	39	38	12	19	82	4	1	1.208
2010	AZL Padres	0	0	9.00	1	0	0	1.0	2	1	1	0	0	3	0	0	2.000
2010	Fort Wayne TinCaps	0	0	2.25	3	0	0	4.0	2	1	1	0	1	3	0	0	0.750
2010	Lake Elsinore Storm	4	4	4.38	13	12	0	63.2	62	37	31	8	17	49	9	2	1.241
2011	Lake Elsinore Storm	2	4	4.32	63	0	0	93.2	99	55	45	10	29	96	5	3	1.367
2012	San Antonio Missions	0	4	3.57	49	0	13	53.0	44	28	21	3	16	65	3	5	1.132
2013	San Antonio Missions	4	4	2.35	61	0	15	61.1	41	18	16	6	15	73	2	1	0.913
2014	Sacramento Rivercats	3	4	2.22	51	1	17	65.0	40	19	16	4	26	66	1	2	1.015
MINOR LEAGUE TOTALS		28	38	3.95	301	63	47	613.0	580	315	269	60	165	651	36	27	1.215

Players



Kyle McGowin - Pitcher

Bats: RIGHT Throws: RIGHT Ht.: 6-3 Wt.: 180

Opening Day Age: 23 Born: November 27, 1991

Birthplace: Southampton, New York

🐦 @KyleMcGowin

Acquired: Drafted in the 5th round of the 2013 MLB Amateur Draft

BEELINES

- Entering third professional season
- MLBpipeline.com Angels #15 prospect

2014 Season

Rookie AZL Angels/Single-A Inland Empire/Double-A Arkansas

- Spent majority of season with Inland Empire, making one start with Arkansas and a rehab appearance with the AZL Angels
- Led Inland Empire and finished ninth in the California League with a 2.93 ERA

2013 Season

Rookie Orem

- Drafted in the 5th round of the MLB Amateur Draft out of Savannah State
- Made nine appearances with one start with Orem in first professional season

Personal/Misc.

- Kyle Keston McGowin

Career Statistics

Year	Team	W	L	ERA	G	GS	SV	IP	H	R	ER	HR	BB	SO	HBP	WP	WHIP
2013	Orem Owlz	1	1	6.28	9	1	0	14.1	12	11	10	2	5	12	1	1	1.186
2014	AZL Angels	0	0	0.00	1	1	0	2.0	2	0	0	0	1	2	0	0	1.500
2014	Inland Empire 66ers	1	5	2.93	10	10	0	58.1	51	24	19	4	16	48	1	2	1.149
2014	Arkansas Travelers	0	1	5.40	1	1	0	5.0	6	3	3	1	0	3	0	0	1.200
MINOR LEAGUE TOTALS		2	7	3.62	21	13	0	79.2	71	38	32	7	22	65	2	3	1.167



Mike Morin - Pitcher

Bats: RIGHT Throws: RIGHT Ht.: 6-4 Wt.: 218

Opening Day Age: 23 Born: May 3, 1991
 Birthplace: Andover, Minnesota
 @MrMoosh28

Acquired: Selected by the Angels in the 13th round of the 2012 Amateur Draft

COACHES / PLAYERS

BEELINES

- Entering fourth professional season
- 2013 MiLB.com Angels Organization All-Star
- Named prospect with best changeup and control in Angels organization by *Baseball America* prior to 2014 season

2014 Season

Single-A Inland Empire/Double-A Arkansas/Salt Lake Bees/Los Angeles Angels

- Made MLB debut on April 30 vs. Cleveland, pitching a scoreless ninth inning
- Started big league career with eight straight scoreless appearances (8.2 IP)

2013 Season

Single-A Inland Empire/Double-A Arkansas

- MiLB.com Angels Organization All-Star
- Combined for a 1.93 ERA between Inland Empire and Arkansas with 23 saves

2012 Season

Rookie Orem

- Drafted in the 13th round of the Amateur Draft out of North Carolina
- Appeared in 24 games with the Owlz in first professional season

Personal/Misc.

- Michael William Morin
- Drafted by the Kansas City Royals in the 40th round of the 2009 amateur draft, but did not sign

Career Statistics

Year	Team	W	L	ERA	G	GS	SV	IP	H	R	ER	HR	BB	SO	HBP	WP	WHIP
2012	Orem Owlz	2	2	4.93	24	0	4	34.2	34	23	19	2	14	29	1	6	1.385
2013	Inland Empire 66ers	3	1	1.85	30	0	13	39.0	30	9	8	2	5	43	1	0	0.897
2013	Arkansas Travelers	0	2	2.03	26	0	10	31.0	26	7	7	2	5	33	2	3	1.000
2014	Inland Empire 66ers	0	0	0.00	1	0	1	1.0	1	0	0	0	0	2	0	0	1.000
2014	Arkansas Travelers	1	0	0.00	5	0	3	5.0	3	0	0	0	0	6	0	0	0.600
2014	Salt Lake Bees	0	1	12.00	4	0	2	3.0	7	5	4	1	0	5	0	0	2.333
2014	Los Angeles Angels	4	4	2.90	60	0	0	59.0	51	22	19	3	19	54	3	3	1.186
MINOR LEAGUE TOTALS		6	6	2.91	90	0	33	113.2	101	44	38	7	24	118	4	9	1.071
MAJOR LEAGUE TOTALS		4	4	2.90	60	0	0	59.0	51	22	19	3	19	54	3	3	1.186

Players



Efren Navarro - Infielder/Outfielder

Bats: LEFT Throws: LEFT Ht.: 6-0 Wt.: 210

Opening Day Age: 28 Born: May 14, 1986
Birthplace: Lynwood, California

Acquired: Selected by the Angels in the 50th round of the 2007 MLB Amateur Draft

BEELINES

- Entering ninth professional season
- 2013 Mid-Season and Postseason PCL All-Star & MiLB.com Angels Organization All-Star
- 2011 MiLB Gold Glove Winner

2014 Season

Salt Lake Bees/Los Angeles Angels

- Made four different stints with the Angels, making 28 appearances at first, 23 in left field, six in right field and four at DH
- Hit first MLB home run on July 26 vs. Detroit
- Set Salt Lake career records for hits (567), doubles (129) and multiple-hit games (167)

2013 Season

Salt Lake Bees/Los Angeles Angels

- Mid-Season and Postseason PCL All-Star, MiLB.com Angels Organization All-Star
- Selected as the best defensive first baseman in the PCL by PCL managers
- Collected first MLB RBI on September 22 vs. Seattle
- Ranked first in the PCL in doubles, second in hits, and fourth in average and on-base percentage

2012 Season

Salt Lake Bees

- Led all of Minor League Baseball and set a Bees record for games played (141)
- Named Angels Minor League Defensive Player of the Month in May
- Led PCL first baseman with a .997 fielding percentage

2011 Season

Salt Lake Bees

- Set Salt Lake records in putouts (1,285), total chances (1,357), fielding percentage (.998) and double plays (140)
- Made MLB debut on September 2 vs. Minnesota
- Won MiLB Rawlings Gold Glove and was named Angels Minor League Defensive Player of the Year
- PCL Player of the Week on August 29 (.593, 3 HR, 7 RBIs)

2010 Season

Double-A Arkansas

- Led the Texas League with 10.53 plate appearances for every strikeout
- Finished with a .995 fielding percentage at first base, best in the Texas League

2009 Season

Single-A Rancho Cucamonga

- Led California League first basemen in games (125), chances (1,175), putouts (1,077), assists (85) and double plays (102)
- Led the Quakes with 138 hits and 32 doubles

2008 Season

Single-A Cedar Rapids/Single-A Inland Empire

- Selected as a Midwest League Mid-Season All-Star

2007 Season

Rookie AZL Angels/Rookie Orem

- Made pro debut with the Rookie AZL Angels on June 28
- Helped Orem to a Pioneer League Championship

Personal/Misc.

- Efrén Navarro (EFF-ren)
- Attended Lynwood High School and UNLV
- Only the second player ever drafted by the Halos in the 50th round to make it to the big leagues with the Angels

Career Statistics

YEAR	TEAM	G	AB	R	H	2B	3B	HR	RBI	SB	CS	BB	SO	BA	OBP	SLG
2007	Orem Owlz	40	113	16	24	4	0	1	11	1	1	11	21	.212	.291	.274
2007	AZL Angels	5	17	4	6	3	0	0	3	0	1	3	2	.353	.429	.529
2008	Cedar Rapids Kernels	94	331	37	89	18	0	2	45	7	7	42	66	.269	.352	.341
2008	Rancho Cucamonga Quakes	35	129	13	45	9	0	2	18	0	3	19	20	.349	.427	.465
2009	Rancho Cucamonga Quakes	130	481	64	138	32	3	5	61	3	2	53	72	.287	.360	.397
2010	Arkansas Travelers	128	453	46	121	24	2	6	50	6	4	31	47	.267	.316	.369
2011	Salt Lake Bees	133	492	76	156	36	6	12	73	5	5	42	78	.317	.368	.488
2011	Los Angeles Angels	8	10	1	2	1	0	0	0	0	0	1	1	.200	.273	.300
2012	Salt Lake Bees	141	528	79	155	35	1	7	74	3	2	36	70	.294	.336	.403
2013	Salt Lake Bees	134	513	83	167	39	3	7	81	8	5	68	99	.326	.404	.454
2013	Los Angeles Angels	4	4	0	1	0	0	0	1	1	0	2	1	.250	.500	.250
2014	Salt Lake Bees	72	273	45	89	19	3	4	50	2	1	43	47	.326	.418	.462
2014	Los Angeles Angels	64	159	17	39	10	1	1	14	1	3	13	27	.245	.302	.340
MINOR LEAGUE CAREER		1012	3330	463	990	219	18	46	466	35	31	348	522	.297	.363	.415
MAJOR LEAGUE CAREER		76	173	18	42	11	1	1	15	2	3	16	29	.243	.307	.335

Players



Sean Newcomb - Pitcher

Bats: LEFT Throws: LEFT Ht.: 6-5 Wt.: 240

Opening Day Age: 21 Born: June 12, 1993

Birthplace: Brockton, Masschusetz

🐦 @SeanNewk

Acquired: Drafted in the 1st round (15th overall) in the 2014 Amateur Draft

BEELINES

- Entering second professional season
- MLBpipeline.com Angels #2 prospect (#83 Overall/#9 LHP)

2014 Season

Rookie AZL Angels/Single-A Burlington

- Pitched in six total games in first professional season
- Threw four scoreless innings with 10 Ks in final start of the season with Burlington

Personal/Misc.

- Sean William Newcomb
- Became the just the second University of Hartford player selected in the top 10 rounds (Jeff Bagwell, 4th round)
- Second Team All-American at Hartford and the Hawks all-time strikeout leader

Career Statistics

Year	Team	W	L	ERA	G	GS	SV	IP	H	R	ER	HR	BB	SO	HBP	WP	WHIP
2014	AZL Angels	0	0	3.00	2	2	0	3.0	3	1	1	1	1	3	0	0	1.333
2014	Burlington Bees	0	1	7.15	4	4	0	11.1	13	9	9	1	5	15	0	3	1.588
MINOR LEAGUE TOTALS		0	1	6.28	6	6	0	14.1	16	10	10	2	6	18	0	3	1.535



COACHES / PLAYERS

Players



Carlos Perez - Catcher

Bats: RIGHT Throws: RIGHT Ht.: 6-0 Wt.: 210

Opening Day Age: 24 Born: October 27, 1990
Birthplace: Valencia, Venezuela

Acquired: Traded from Houston in exchange for Hank Conger on November 5, 2014

BEELINES

- Entering seventh professional season, first with Angels organization
- MLBpipeline.com #12 Angels prospect
- 2010 New York-Penn League Mid-Season All-Star

2014 Season

Triple-A Oklahoma City (Houston)

- Caught 32.4% of would-be base-stealers, fifth highest percentage in the PCL
- Traded along with pitcher Nick Tropeano to the Angels for Hank Conger on November 5, 2014

2013 Season

Double-A Corpus Christi/Triple-A Oklahoma City (Houston)

- Entered the season as the Astros #17 prospect
- Threw out 46.7% of runners between Double-A and Triple-A
- Led the PCL with 35 runners caught stealing

2012 Season

Single-A Lansing (Toronto)/Single-A Lancaster (Houston)

- Traded from Toronto to Houston on July 20 as a part of a 10-player trade
- Started a 2-4-3 triple play on May 15 with Lansing

2011 Season

Single-A Lansing (Toronto)

- Hit .305 when leading off an inning
- Caught 29% of would-be base-stealers

2010 Season

Single-A Auburn (Toronto)

- Won third straight R. Howard Webster Award as team MVP
- New York-Penn League Mid-Season All-Star
- Led the team in average and on-base percentage
- Threw out 36% of would-be base-stealers

2009 Season

Rookie GCL Blue Jays (Toronto)

- Led the GCL Blue Jays in average, on-base percentage and slugging percentage
- Threw out 49% of potential base-stealers
- Earned R. Howard Webster Award as team MVP for second consecutive year

2008 Season

Rookie DSL Blue Jays (Toronto)

- Made professional debut as 17-year-old in the Dominican Summer League
- Earned R. Howard Webster Award as team MVP

Personal/Misc.

- Carlos Eduardo Perez

Career Statistics

YEAR	TEAM	G	AB	R	H	2B	3B	HR	RBI	SB	CS	BB	SO	BA	OBP	SLG
2008	DSL Blue Jays 1	58	196	27	60	10	2	0	29	7	5	52	28	.306	.459	.378
2009	DSL Blue Jays	43	141	17	41	11	3	1	21	2	5	16	23	.291	.364	.433
2010	Auburn Doubledays	66	235	44	70	11	8	2	41	7	3	34	41	.298	.396	.438
2011	Lansing Lugnuts	95	383	58	98	17	6	3	41	6	2	37	74	.256	.320	.355
2012	Lansing Lugnuts	71	273	48	75	22	5	5	40	3	2	35	38	.275	.358	.447
2012	Lancaster JetHawks	26	88	11	28	6	1	0	10	0	1	6	17	.318	.368	.409
2013	Corpus Christi Hooks	16	53	6	15	4	0	1	5	0	0	4	11	.283	.356	.415
2013	Oklahoma City RedHawks	75	264	29	71	14	0	2	32	1	1	25	39	.269	.328	.345
2014	Oklahoma City RedHawks	88	301	33	78	16	2	6	34	3	0	29	54	.259	.323	.385
MINOR LEAGUE CAREER		538	1934	273	536	111	27	20	253	29	19	238	325	.277	.358	.393

Players



Vinnie Pestano - Pitcher

Bats: RIGHT Throws: RIGHT Ht.: 6-0 Wt.: 200

Opening Day Age: 30 Born: February 20, 1985

Birthplace: Newport Beach, California

🐦 @VinnieP63

Acquired: Traded from Cleveland in exchange for Michael Clevinger
Aug. 7, 2014

BEELINES

- Entering ninth professional season, second with Angels
- 2009 Mid-Season Eastern League All-Star, 2008 South Atlantic League Mid-Season All-Star

2014 Season

Triple-A Columbus/Cleveland Indians/Salt Lake Bees/Los Angeles Angels

- Acquired by Los Angeles in a mid-season trade
- Allowed one earned run in 12 appearances with the Angels

2013 Season

Triple-A Columbus/Cleveland Indians

- Pitched for Team USA in the World Baseball Classic

2012 Season

Cleveland Indians

- Appeared in a team-high 70 games for the Indians
- Finished second in the American League with 36 holds, appearing primarily as a set-up man for Cleveland

2011 Season

Cleveland Indians

- Struck out 84 batters over 62 innings in first big league season

2010 Season

Double-A Akron/Triple-A Columbus/Cleveland Indians

- Started season with Double-A Akron before earning promotion to Triple-A Columbus in May
- Made MLB debut on September 23 against Kansas City (1 IP, 1 BB, 1K)
- Collected first MLB save on September 26 against Kansas City

2009 Season

Double-A Akron

- Finished second in the Eastern League with 24 saves

2008 Season

Single-A Lake County/Single-A Kinston

- Combined for 24 saves between Lake County and Kinston

2007 Season

Single-A Mahoning Valley

- Collected six saves and appeared in 21 games in first professional season


Personal/Misc.

- Vincent William Pestano (pez-STON-oh)
- Drafted by the Cleveland Indians in the 20th round of the 2006 Amateur Draft out of Cal State Fullerton

Career Statistics

Year	Team	W	L	ERA	G	GS	SV	IP	H	R	ER	HR	BB	SO	HBP	WP	WHIP
2007	Mahoning Valley Scrappers	1	1	3.57	21	0	6	22.2	17	9	9	5	7	27	2		11.059
2008	Lake County Captains	1	1	1.55	29	0	15	29.0	25	10	5	1	13	23	2	2	1.310
2008	Kinston Indians	1	2	4.00	25	0	9	27.0	23	13	12	1	11	27	2	2	1.259
2009	Peoria Saguaros	0	1	7.36	4	0	0	3.2	5	4	3	1	4	5	0	0	2.455
2009	Akron Aeros	2	3	2.86	34	0	24	34.2	30	11	11	2	13	31	2	0	1.240
2010	Akron Aeros	1	1	2.70	14	0	3	13.1	12	6	4	1	2	18	0	1	1.050
2010	Columbus Clippers	1	2	1.55	43	0	14	46.1	35	10	8	1	14	59	1	1	1.058
2010	Cleveland Indians	0	0	3.60	5	0	1	5.0	4	2	2	0	5	8	0	0	1.800
2011	Cleveland Indians	0	0	3.60	5	0	1	5.0	4	2	2	0	5	8	0	0	1.800
2012	Cleveland Indians	3	3	2.57	70	0	2	70.0	53	20	20	7	24	76	4	1	1.100
2013	Lake County Captains	0	0	0.00	1	0	0	1.0	0	0	0	0	0	1	0	0	0.000
2013	Columbus Clippers	0	0	3.29	14	0	0	13.2	13	5	5	0	4	13	1	1	1.244
2013	Cleveland Indians	1	2	4.08	37	0	6	35.1	37	18	16	6	21	37	1	2	1.642
2014	Salt Lake Bees	1	1	2.25	6	0	0	8.0	7	3	2	1	4	12	1	1	1.375
2014	Columbus Clippers	2	4	1.78	32	0	6	30.1	23	8	6	0	12	37	1	1	1.154
2014	Cleveland Indians	0	1	5.00	13	0	0	9.0	13	7	5	2	1	13	0	1	1.556
2014	Los Angeles Angels	0	0	0.93	12	0	0	9.2	5	1	1	1	4	13	0	1	0.931
MINOR LEAGUE TOTALS		10	15	2.47	219	0	77	226.0	185	75	62	12	80	248	12	10	1.173
MAJOR LEAGUE TOTALS		5	8	2.83	204	0	11	191.0	153	64	60	21	79	231	8	5	1.215

Players



Cory Rasmus - Pitcher

Bats: RIGHT Throws: RIGHT Ht.: 6-0 Wt.: 200

Opening Day Age: 27 Born: November 6, 1987

Birthplace: Columbus, Georgia

@CoryRaz46

Acquired: Traded from Atlanta on July 29, 2013

BEELINES

- Entering tenth professional season, third with Angels organization
- Made first career major league start on August 30, 2014 vs. Oakland (3 IP, 1 H, 0 R, 6 K)

2014 Season

Salt Lake Bees/Los Angeles Angels

- Pitched in relief in 22 contests for the Bees and 24 more for Los Angeles
- Started six 'bullpen' games for the Angels, becoming the first pitcher since 1997 to pitch four or less innings in his first six starts

2013 Season

Triple-A Gwinnett/Atlanta Braves/Salt Lake Bees/Los Angeles Angels

- Made MLB debut with Atlanta vs. Minnesota (1.2 IP, 2 H, 2 ER, 1 BB, 3 K)
- Traded to Los Angeles in exchange for Scott Downs on July 29
- Made 65 relief appearances between four teams during the season

2012 Season

Double-A Mississippi (Atlanta)

- Tied for the team lead in appearances with 50
- Posted three separate five-game scoreless streaks

2011 Season

Rookie GCL Braves/Single-A Lynchburg (Atlanta)

- Made seven starts before going on the disabled list
- Appeared in one game for the GCL Braves in rehab before returning to the disabled list for the duration of the season
- Struck out first eight batters against Lynchburg, one K shy of the Carolina League record

2010 Season

Single-A Rome/Single-A Myrtle Beach (Atlanta)

- Combined for a 3.18 ERA, third lowest among Braves minor leaguers
- South Atlantic League Mid-Season All-Star

2009 Season

Rookie Danville (Atlanta)

- Threw a seven-inning complete-game no-hitter on August 11 vs. Princeton (1 BB, 9 K) to earn Appalachian League Pitcher of the Week and MiLB.com Short-Season Best Single-Game Performer

2008 Season

GCL Braves (Atlanta)

- Made just four appearances while recovering from shoulder injury

2007 Season

Did Not Play

- Did not pitch

2006 Season

GCL Braves (Atlanta)

- Named by *Baseball America* as having the best curveball in the Atlanta farm system
- Drafted in the 1st round (38th overall) by Atlanta out of Russell County High School


Personal/Misc.

- Cory Taylor Rasmus
- Older brother Colby is an outfielder for the Houston Astros; younger brother Casey is a catcher in the Cardinals organization; and younger brother Cyle played for Columbus State University
- Father Tony was drafted by the Angels in 1986 and played three seasons in the Angels farm system

Career Statistics

Year	Team	W	L	ERA	G	GS	SV	IP	H	R	ER	HR	BB	SO	HBP	WP	WHIP
2006	GCL Braves	0	0	8.59	3	1	0	7.1	7	7	7	0	5	3	1	3	1.636
2008	GCL Braves	0	0	0.00	4	1	1	5.2	4	4	0	1	1	9	0	1	0.882
2009	Danville Braves	4	2	3.48	13	6	1	51.2	34	21	20	1	26	57	5	3	1.161
2010	Rome Braves	6	6	3.14	20	12	1	83.0	77	39	29	6	29	72	2	6	1.277
2010	Myrtle Beach Pelicans	0	3	3.27	8	8	0	41.1	38	19	15	3	18	30	6	1	1.355
2011	GCL Braves	0	0	27.00	1	0	0	0.2	2	2	2	0	1	2	0	0	4.500
2011	Lynchburg Hillcats	1	5	7.09	7	7	0	26.2	28	28	21	5	12	40	4	5	1.500
2012	Mississippi Braves	3	5	3.68	50	0	7	58.2	45	24	24	3	32	62	2	3	1.312
2013	Salt Lake Bees	1	1	2.79	9	0	3	9.2	6	3	3	0	5	8	0	1	1.138
2013	Gwinnett Braves	3	1	1.72	37	0	14	36.2	20	8	7	2	22	48	1	1	1.145
2013	Atlanta Braves	0	0	8.10	3	0	0	6.2	8	6	6	4	3	6	0	0	1.650
2013	Los Angeles Angels	1	1	4.20	16	0	0	15.0	16	9	7	2	10	14	0	0	1.733
2014	Salt Lake Bees	2	1	4.18	22	0	2	28.0	23	14	13	2	16	24	0	1	1.393
2014	Los Angeles Angels	3	2	2.57	30	6	0	56.0	42	17	16	5	17	57	0	0	1.054
MINOR LEAGUE TOTALS		20	24	3.64	174	35	29	349.1	284	169	141	23	167	355	21	25	1.292
MAJOR LEAGUE TOTALS		4	3	3.36	49	6	0	77.2	66	32	29	11	30	77	0	0	1.236

Players



Danny Reynolds - Pitcher

Bats: RIGHT Throws: RIGHT Ht.: 6-0 Wt.: 170

Opening Day Age: 23 Born: May 2, 1991

Birthplace: Las Vegas, Nevada

@DannyReynolds95

Acquired: Drafted in the 6th round in the 2009 Amateur Draft

BEELINES

- Entering sixth professional season
- 2014 Texas League Mid-Season All-Star

2014 Season

Single-A Inland Empire/Double-A Arkansas/Salt Lake

- First season since 2011 used primarily as a reliever
- Earned promotion to Double-A Arkansas on May 15; pitched one game for Salt Lake
- Texas League Mid-Season All-Star
- Added to Angels 40-man roster after the season

2013 Season

Single-A Inland Empire

- Started a career-high 26 games
- Fifth in the California League in innings pitched (145.1)

2012 Season

Single-A Cedar Rapids/Single-A Inland Empire

- Promoted to High-A Inland Empire on August 2
- Threw only career complete game with Cedar Rapids

2011 Season

Rookie Orem

- Finished third in the Pioneer League with nine saves

2010 Season

Rookie Orem


- Did not allow a run in four appearances for the Owlz

Personal/Misc.

- Daniel Christopher Reynolds
- Drafted out of Durango High School (Las Vegas, NV)

Career Statistics

Year	Team	W	L	ERA	G	GS	SV	IP	H	R	ER	HR	BB	SO	HBP	WP	WHIP
2010	Orem Owlz	0	0	0.00	4	0	0	5.0	2	0	0	0	1	4	0	0	0.600
2011	Orem Owlz	3	2	4.60	20	0	9	29.1	33	17	15	1	5	24	5	1	1.295
2012	Cedar Rapids Kernals	1	3	2.91	11	10	0	52.2	45	19	17	4	20	35	3	3	1.234
2012	Inland Empire 66ers	1	3	5.45	6	6	0	33.0	39	23	20	3	8	25	2	1	1.424
2013	Inland Empire 66ers	11	10	5.39	26	26	0	145.1	144	94	87	19	64	114	10	12	1.431
2014	Inland Empire 66ers	0	0	1.80	11	0	0	20.0	11	6	4	0	7	19	1	2	0.900
2014	Arkansas Travelers	3	2	3.60	30	0	2	40.0	42	16	16	1	15	41	3	1	1.425
2014	Salt Lake Bees	1	0	0.00	1	0	0	2.0	1	0	0	0	1	3	0	0	1.000
MINOR LEAGUE TOTALS		20	20	4.37	109	42	11	327.1	317	175	159	28	121	265	24	20	1.338



Jeremy Rhoades - Pitcher

Bats: RIGHT Throws: RIGHT Ht.: 6-4 Wt.: 225

Opening Day Age: 22 Born: February 12, 1993
 Birthplace: Whaton, Illinois

Acquired: Drafted in the 4th round of the 2014 Amateur Draft

COACHES / PLAYERS

BEELINES

- Entering second professional season
- MLBpipeline.com Angels #13 prospect

2014 Season

Rookie Orem

- Drafted in the 4th round of the 2014 Amateur Draft out of Illinois State
- Made 14 appearances with seven starts for Orem in first professional season

Personal/Misc.

- Jeremy Scott Rhoades

Career Statistics

Year	Team	W	L	ERA	G	GS	SV	IP	H	R	ER	HR	BB	SO	HBP	WP	WHIP
2014	Orem Owlz	2	1	4.42	14	7	0	38.2	43	25	19	3	15	40	2	10	1.500
MINOR LEAGUE TOTALS		2	1	4.42	14	7	0	38.2	43	25	19	3	15	40	2	10	1.500

Players



Dan Robertson - Outfielder

Bats: RIGHT Throws: RIGHT Ht.: 5-8 Wt.: 170

Opening Day Age: 29

Born: September 30, 1985

Birthplace: Fontana, California

Acquired: Traded from the Texas Rangers on November 20, 2014 for a player to be named later

BEELINES

- Entering eighth professional season
- 2012 PCL All-Star, 2010 California League All-Star, 2008 Northwest League All-Star
- 2008 Northwest League MVP

2014 Season

Triple-A El Paso/Triple-A Round Rock/Texas Rangers

- Started season with Triple-A El Paso before being traded to the Rangers on April 23
- Made MLB debut as a pinch runner with Texas on April 29 vs. Oakland

2013 Season

Triple-A Tucson

- Finished second in the PCL with 136 games played and third with 91 runs scored

2012 Season

Triple-A Tucson

- 2012 PCL All-Star
- Led Padres in hits (148), doubles (28) and stolen bases (18)

2011 Season

Double-A San Antonio

- Second in the Texas League in runs scored (97)

2010 Season

Single-A Lake Elsinore

- Led the Storm in games played (135), runs scored (95) and stolen bases (30)
- 30 stolen bases were fifth in the California League

2009 Season

Single-A Fort Wayne

- Finished first on the team with 65 RBIs
- Plate appearances to strikeout ratio of 9.86 was fourth in the Midwest League

2008 Season

Single-A Eugene

- MVP of the Northwest League
- Mid-Season and Postseason Northwest League All-Star
- Led Northwest League in average (.377), hits (114), on-base percentage (.443) and runs scored (59); finished second in RBIs (45)
- Drafted in the 33rd round of the MLB Amateur Draft by the San Diego Padres

Personal/Misc.

- Daniel Roger Robertson
- Played collegiately for Concordia and Oregon State

Career Statistics

YEAR	TEAM	G	AB	R	H	2B	3B	HR	RBI	SB	CS	BB	SO	BA	OBP	SLG
2008	Eugene Emeralds	73	302	59	114	21	3	3	45	20	7	34	34	.377	.443	.497
2009	Fort Wayne TinCaps	121	432	78	128	23	3	5	65	20	10	50	51	.296	.380	.398
2010	Lake Elsinore Storm	135	533	95	160	27	9	6	61	30	9	59	52	.300	.375	.418
2011	San Antonio Missions	124	438	97	124	23	5	5	44	20	6	55	51	.283	.370	.393
2012	Tucson Padres	129	490	70	148	28	4	2	38	18	8	48	58	.302	.371	.388
2013	Tucson Padres	136	484	91	138	24	9	2	53	23	6	60	63	.285	.371	.384
2014	El Paso Chihuahuas	5	22	6	8	2	0	2	5	0	0	1	3	.364	.391	.727
2014	Round Rock Express	8	28	6	7	1	1	1	3	2	0	5	4	.250	.364	.464
2014	Texas Rangers	70	177	23	48	9	1	0	21	6	4	17	28	.271	.333	.333
MINOR LEAGUE CAREER		731	2729	502	827	149	34	26	314	133	46	312	316	.303	.382	.411
MAJOR LEAGUE CAREER		70	177	23	48	9	1	0	21	6	4	17	28	.271	.333	.333

Players



Drew Rucinski - Pitcher

Bats: RIGHT Throws: RIGHT Ht.: 6-2 Wt.: 190

Opening Day Age: 26 Born: December 30, 1988
Birthplace: Neenah, Wisconsin

Acquired: Signed with the Angels as a minor league free agent on August 8, 2013

BEELINES

- Entering fifth professional season
- 2014 MiLB.com Angels Organization All-Star, 2014 Texas League Mid-Season All-Star

2014 Season

Double-A Arkansas/Los Angeles Angels

- Texas League Mid-Season All-Star
- Finished second in the Texas League with 140 strikeouts and seventh with a 3.15 ERA
- Made MLB debut on July 10 at Texas (1 IP, 2 ER, 1 K)

2013 Season

Independent Rockford/Single-A Inland Empire

- Signed with Los Angeles and assigned to Inland Empire on August 8
- Went 2-2 in five starts with a 1.86 ERA with the 66ers

2012 Season

Independent Rockford

- Signed on with the Independent Frontier League Rockford RiverHawks

2011 Season

Rookie AZL Indians/Single-A Mahoning Valley/Single-A Lake County


- Made one start with the Independent Rockford RiverHawks before signing with the Indians organization
- Finished season with a combined 4-1 record and 4.38 ERA

Personal/Misc.

- Andrew James Rucinski
- Attended Tulsa Union High School and Ohio State University

Career Statistics

Year	Team	W	L	ERA	G	GS	SV	IP	H	R	ER	HR	BB	SO	HBP	WP	WHIP
2011	AZL Indians	1	0	4.32	5	0	0	8.1	8	4	4	0	2	10	0	2	1.200
2011	Mahoning Valley Scrappers	2	0	2.84	15	0	0	25.1	27	9	8	3	5	30	5	0	1.263
2011	Rockford RiverHawks (Ind.)	0	1	31.50	1	1	0	2.0	9	7	7	0	1	0	1	4	5.000
2011	Lake County Captains	1	0	0.00	2	0	0	3.1	1	0	0	0	3	7	1	0	1.200
2012	Rockford RiverHawks (Ind.)	7	4	3.13	22	15	1	103.2	96	42	36	9	26	91	5	8	1.177
2013	Rockford RiverHawks (Ind.)	4	6	2.88	15	15	0	100.0	86	43	32	4	27	101	6	5	1.130
2013	Inland Empire 66ers	2	2	1.86	5	5	0	29.0	29	11	6	0	4	21	1	0	1.138
2014	Arkansas Travelers	10	6	3.16	26	26	0	148.1	142	61	52	7	41	140	6	10	1.234
2014	Los Angeles Angels	0	0	4.91	3	0	0	7.1	9	4	4	0	2	8	1	0	1.500
MINOR LEAGUE TOTALS		27	19	3.11	91	62	1	420.0	398	177	145	23	109	400	25	29	1.207
MAJOR LEAGUE TOTALS		0	0	4.91	3	0	0	7.1	9	4	4	0	2	8	1	0	1.500



Pedro Ruiz - Infielder

Bats: SWITCH Throws: RIGHT Ht.: 5-9 Wt.: 186

Opening Day Age: 23 Born: August 30, 1991
Birthplace: Nisa, Dominican Republic

Acquired: Selected by the Angels in the Rule 5 Draft
on December 11, 2014

COACHES / PLAYERS

BEELINES

- Entering sixth professional season, first with the Angels

2014 Season

Single-A Hillsboro (Arizona)

- Finished second on the Hops with 28 RBIs and first with 32 walks

2013 Season

Single-A South Bend (Arizona)

- Hit .252 with 15 RBIs in the first half of the season

2012 Season

Rookie Missoula (Arizona)

- Helped the Osprey to a second-half division title and the Pioneer League Championship
- Collected five hits and three RBIs in the Pioneer League playoffs

2011 Season

Rookie DSL Diamondbacks/Rookie AZL Diamondbacks (Arizona)

- Split season between the Rookie League Dominican D-Backs and Arizona League D-Backs
- Made stateside debut on July 13 with the AZL Diamondbacks

2010 Season

Rookie DSL Diamondbacks (Arizona)

- Walked a team-high 46 times for the DSL D-Backs

Personal/Misc.

- Pedro Antonio (Sanchez) Ruiz

Career Statistics

YEAR	TEAM	G	AB	R	H	2B	3B	HR	RBI	SB	CS	BB	SO	BA	OBP	SLG
2010	DSL Diamondbacks	58	168	40	32	2	4	0	24	8	5	46	42	.190	.377	.250
2011	DSL Diamondbacks	29	101	18	26	3	2	0	13	5	4	35	22	.257	.450	.327
2011	AZL Diamondbacks	38	134	28	39	2	2	0	15	10	5	22	32	.291	.395	.336
2012	Missoula Osprey	65	249	58	78	12	4	2	19	20	6	43	69	.313	.418	.418
2013	South Bend Silver Hawks	87	276	33	62	9	3	1	26	2	1	30	78	.225	.304	.290
2014	Hillsboro Hops	62	234	30	57	11	1	4	28	7	2	32	48	.244	.342	.350
MINOR LEAGUE CAREER		339	1162	207	294	39	16	7	125	52	23	208	291	.253	.372	.332

Players



Josh Rutledge- Infielder

Bats: RIGHT Throws: RIGHT Ht.: 6-1 Wt.: 190

Opening Day Age: 25

Born: April 21, 1989

Birthplace: Cullman, Alabama

Acquired: Traded from the Rockies in exchange for Jario Diaz on December 11, 2014

BEELINES

- Entering sixth professional season, first with the Angels organization
- 2012 Texas League Mid-Season All-Star, 2011 California League Mid-Season All-Star
- 2011 MiLB.com Colorado Organizational All-Star

2014 Season

Triple-A Colorado Springs/Colorado Rockies

- Started 66 games at shortstop in place of Troy Tulowitzki with the Rockies
- Hit .315 with 22 RBIs at Coors Field

2013 Season

Triple-A Colorado Springs/ Colorado Rockies

- Made Opening Day Rockies roster
- Hit .257 against right-handed pitchers and .322 after the All-Star break
- Led the Sky Sox with a .371 batting average

2012 Season

Double-A Tulsa/Colorado Rockies

- Made Texas League Mid-Season All-Star team
- Made MLB debut vs. Philadelphia on July 13, 2012 (2-for-2, 1 2B, 2 RBIs, 1 SB, 1 BB)

2011 Season

Single-A Modesto (Colorado)

- California League Postseason All-Star
- MiLB.com Rockies Organization All-Star
- Two-time California League Player of the Week (August 8 and September 6)

2010 Season

Single-A Tri-City (Colorado)

- Drafted by the Rockies in the 3rd round of the MLB Amateur Draft
- Played in 11 games for Tri-City in first professional season

Personal/Misc.

- Joshua Alan Rutledge
- Drafted in the third round of the 2010 MLB Amateur Draft out of University of Alabama by the Rockies

Career Statistics

YEAR	TEAM	G	AB	R	H	2B	3B	HR	RBI	SB	CS	BB	SO	BA	OBP	SLG
2010	Tri-City Dust Devils	11	39	6	5	0	0	0	4	1	0	4	10	.128	.227	.128
2011	Modesto Nuts	113	460	91	160	33	9	9	71	16	3	41	91	.348	.414	.517
2012	Tulsa Drillers	87	356	57	109	27	3	13	35	14	4	14	69	.306	.338	.508
2012	Colorado Rockies	73	277	37	76	20	5	8	37	7	0	9	54	.274	.306	.469
2013	Colorado Springs Sky Sox	38	143	24	53	17	1	4	24	1	2	12	21	.371	.444	.587
2013	Colorado Rockies	88	285	45	67	6	1	7	19	12	0	22	62	.235	.294	.337
2014	Colorado Springs Sky Sox	15	54	7	18	3	0	1	5	3	3	7	12	.333	.413	.444
2014	Colorado Rockies	105	309	44	83	16	7	4	33	2	3	20	83	.269	.323	.405
MINOR LEAGUE CAREER		264	1052	185	345	80	13	27	139	35	12	78	203	.328	.386	.506
MAJOR LEAGUE CAREER		266	871	126	226	42	13	19	89	21	3	51	199	.259	.308	.403

Players



Alex Sanabia - Pitcher

Bats: RIGHT Throws: RIGHT Ht.: 6-2 Wt.: 210

Opening Day Age: 26 Born: September 8, 1988

Birthplace: San Diego, California

🐦 @Sanabia28

Acquired: Signed with the Angels as a free agent on November 24, 2014

BEELINES

- Entering tenth professional season, first with the Angels
- 2009 Florida State League All-Star
- Started 24 games in the majors

2014 Season

Triple-A Reno (Arizona)/Triple-A New Orleans (Miami)

- Started season with Triple-A Reno, released by the Diamondbacks on May 5 and signed with Miami
- Bounced back to post a 3.98 ERA with New Orleans after posting an 8.10 ERA in Reno

2013 Season

Miami Marlins

- Made 10 starts with the Miami before being placed on the disabled list for the rest of the season

2012 Season

Triple-A New Orleans/GCL Marlins (Miami)

- Made one rehab appearance with the Gulf Coast Marlins, spent the majority of the season in New Orleans
- Went at least seven innings with one run or fewer allowed five times with the Zephyrs

2011 Season

GCL Marlins/Single-A Jupiter/Triple-A New Orleans/Florida Marlins

- Made first appearance of the year on July 22 with the GCL Marlins
- Made nine minor league starts before receiving September call-up to Florida

2010 Season

Double-A Jacksonville/Triple-A New Orleans/Florida Marlins

- Started 2010 with Jacksonville, posting a 2.03 ERA in 14 starts before receiving first MLB call-up
- Made MLB debut on June 24 (3.1 IP, 5 H, 2 ER, 1 BB, 4 K)
- Southern League Pitcher of the Week on May 3 (2 G, 13 IP, 2 ER, 14 K)

2009 Season

Single-A Jupiter (Florida)

- Florida State League Mid-Season All-Star

2008 Season

Single-A Greensboro (Florida)

- South Atlantic League Pitcher of the Week on August 4 (2 G, 2-0, 13 IP, 5 H, 0 ER, 14 K)

2007 Season

Single-A Jamestown (Florida)

- Started 15 games for the Jammers, going 2-6 with a 5.13 ERA

2006 Season

GCL Marlins (Florida)

- Drafted by the Florida Marlins in the 32nd round of the Amateur Draft out of Castle Park HS
- Made pro debut with the GCL Marlins; finished 3-1 in 11 games with a 3.24 ERA

Personal/Misc.

- Alejandro Sanabia (suh-NAH-bee-ya)

Career Statistics

Year	Team	W	L	ERA	G	GS	SV	IP	H	R	ER	HR	BB	SO	HBP	WP	WHIP
2006	GCL Marlins	3	1	3.24	11	0	0	16.2	10	7	6	0	7	16	1	4	1.020
2007	Jamestown Jammers	2	6	5.13	15	15	0	66.2	73	45	38	5	17	69	7	13	1.350
2008	Greensboro Grasshoppers	5	5	4.93	19	19	0	96.2	106	60	53	11	25	75	2	6	1.355
2009	Jupiter Hammerheads	9	5	3.45	19	18	0	104.1	89	45	40	6	36	68	7	7	1.198
2010	Jacksonville Suns	5	1	2.03	14	14	0	84.1	59	22	19	2	16	65	3	2	0.889
2010	New Orleans Zephyrs	1	0	1.29	2	2	0	14.0	9	2	2	0	3	5	0	0	0.857
2010	Florida Marlins	5	3	3.73	15	12	0	72.1	74	32	30	6	16	47	3	0	1.244
2011	GCL Marlins	0	0	0.00	3	3	0	8.0	5	1	0	0	0	5	1	0	0.625
2011	Jupiter Hammerheads	0	2	5.73	2	2	0	11.0	13	8	7	2	0	1	1	0	1.182
2011	New Orleans Zephyrs	0	3	7.89	4	4	0	21.2	35	21	19	4	3	13	2	1	1.754
2011	Florida Marlins	0	0	3.27	3	2	0	11.0	13	4	4	2	3	8	0	2	1.455
2012	GCL Marlins	0	0	0.00	1	1	0	3.0	4	0	0	0	0	3	0	0	1.333
2012	New Orleans Zephyrs	6	7	4.06	17	17	0	88.2	92	44	40	11	24	63	2	2	1.308
2013	Miami Marlins	3	7	4.88	10	10	0	55.1	69	33	30	10	25	31	4	1	1.699
2014	Reno Aces	0	1	8.10	8	4	0	23.1	41	23	21	8	8	11	2	3	2.100
2014	New Orleans Zephyrs	7	4	3.98	20	19	0	110.2	118	54	49	10	32	93	4	4	1.355
MINOR LEAGUE TOTALS		38	35	4.08	135	118	0	649.0	654	332	294	59	171	487	32	42	1.271
MJAOR LEAGUE TOTALS		8	10	4.15	28	24	0	138.2	156	69	64	18	44	86	7	3	1.442

Players



Hector Santiago - Pitcher

Bats: RIGHT Throws: LEFT Ht.: 6-0 Wt.: 210

Opening Day Age: 27 Born: December 16, 1987

Birthplace: Newark, New Jersey

🐦 @HecSantiago53

Acquired: Signed with the Angels as a free agent on November 24, 2014

BEELINES

- Entering ninth professional season, second with Angels organization
- 2011 MiLB.com Chicago White Sox Organization All-Star

2014 Season

Salt Lake Bees/Los Angeles Angels

- Did not allow a run in 9.2 innings of relief with the Angels
- Optioned to Salt Lake on May 21 with a 0-6 record and 4.82 ERA; went 6-3 with 3.30 ERA after Salt Lake stint
- One of three players in AL history to have seven no-decisions in a season in starts when allowing one or fewer runs (Pedro Martinez – 8 ND in 2003 and Brad Radke – 7 in 2004)
- Pitched for the MLB All-Star team during the 2014 Japan All-Star Series

2013 Season

Chicago White Sox

- Ranked third on the White Sox in innings pitched (149), strikeouts (137) and starts (23)
- Ranked fifth among American League lefties, holding right-handed batters to a .244 batting average
- Traded on December 10, 2013 to Los Angeles in a three-team trade that netted the Angels LHP Tyler Skaggs and sent OF Mark Trumbo and RHP A.J. Schugel to Arizona

2012 Season

Triple-A Charlotte/Chicago White Sox

- Made first Opening Day roster
- Started season as White Sox closer, converting four of six save opportunities
- Struck out 10 and gave up just one hit over seven scoreless innings October 1 at Cleveland

2011 Season

Single-A Winston-Salem/Double-A Birmingham/Chicago White Sox

- MiLB.com White Sox Organization All-Star
- Made MLB debut on July 6 vs. Kansas City (1 IP, 0 R, 1 K)
- Southern League Pitcher of the Week August 29 (2 G, 2-0, 13.0 IP, 6 H, 0 R, 12 K)

2010 Season

Single-A Winston-Salem (Chicago White Sox)

- Tied for the team high with 37 pitching appearances

2009 Season

Single-A Winston-Salem (Chicago White Sox)

- Second on the Dash with 38 games pitched

2008 Season

Single-A Kannapolis (Chicago White Sox)

- Went 5-1 in 38 games appearances as a reliever

2007 Season

Rookie Bristol (Chicago White Sox)

- Drafted in the 30th round of the June Amateur Draft out of Bloomfield Tech
- Made professional debut with the Bristol White Sox on June 21

Personal/Misc.

- Hector Felipe Santiago
- Played in Puerto Rican Winter League during 2008–12 and 2014 offseasons

Career Statistics

Year	Team	W	L	ERA	G	GS	SV	IP	H	R	ER	HR	BB	SO	HBP	WP	WHIP
2007	Bristol White Sox	1	1	1.65	17	0	0	32.2	19	7	6	1	16	38	1	1	1.071
2008	Kannapolis Intimidators	5	1	4.06	38	0	1	64.1	57	37	29	1	44	83	3	8	1.570
2009	Winston-Salem Dash	4	4	3.88	38	0	1	58.0	54	34	25	5	25	66	3	3	1.362
2010	Winston-Salem Dash	4	5	4.15	37	1	2	60.2	63	29	28	4	19	61	3	1	1.352
2011	Winston-Salem Dash	2	3	3.68	8	8	0	44.0	38	18	18	7	14	43	3	3	1.182
2011	Birmingham Barons	7	5	3.56	15	15	0	83.1	71	34	33	4	39	74	4	6	1.320
2011	Chicago White Sox	0	0	0.00	2	0	0	5.1	1	0	0	0	1	2	0	1	0.375
2012	Charlotte Knights	1	0	0.00	3	3	0	14.2	9	0	0	0	6	13	0	0	1.023
2012	Chicago White Sox	4	1	3.33	42	4	4	70.1	54	26	26	10	40	79	7	5	1.336
2013	Chicago White Sox	4	9	3.56	34	23	0	149.0	137	69	59	17	72	137	15	2	1.403
2014	Salt Lake Bees	1	1	6.43	3	3	0	14.0	23	12	10	0	7	9	1	0	2.143
2014	Los Angeles Angels	6	9	3.75	30	24	0	127.1	120	63	53	15	53	108	3	5	1.359
MINOR LEAGUE TOTALS		25	20	3.61	159	30	4	371.2	334	171	149	22	170	387	18	22	1.358
MAJOR LEAGUE TOTALS		14	19	3.53	108	51	4	352.0	312	158	138	42	166	326	25	13	1.358

Players



Atahualpa Severino - Pitcher

Bats: LEFT Throws: LEFT Ht.: 5-11 Wt.: 220

Opening Day Age: 30 Born: November 6, 1984
Birthplace: Cotui, Dominican Republic

Acquired: Signed with the Angels as a free agent on January 14, 2015

BEELINES

- Entering tenth professional season, first with the Angels
- Pitched in 328 career minor league games

2014 Season

Triple-A Gwinnett (Atlanta)

- Signed as free agent with the Atlanta Braves on December 18, 2013

2013 Season

Triple-A Indianapolis (Pittsburgh)/Triple-A Omaha (Kansas City)

- Signed as a free agent with the Kansas City Royals on November 15, 2012
- Purchased by the Pittsburgh Pirates from the Royals on May 31, 2013

2012 Season

Triple-A Syracuse (Washington)

- Led the Chiefs with 46 relief appearances
- Did not allow a run in 15 consecutive appearances from July 6 until August 29

2011 Season

Triple-A Syracuse/Washington Nationals

- Made MLB debut vs. Los Angeles Dodgers on September 6 (0.1 IP, 1 K)

2010 Season

Triple-A Syracuse (Washington)

- Made Triple-A debut with the Chiefs
- Finished third in the International League with 13 holds
- Led Syracuse with 54 relief appearances

2009 Season

Single-A Potomac/Double-A Harrisburg (Washington)

- Finished 10-0 with a combined 2.62 ERA between Potomac and Harrisburg
- Collected 13 saves at Potomac, leading the Nationals and finishing sixth in the Carolina League

2008 Season

Single-A Hagerstown/Single-A Potomac (Washington)

- Continued advancement through the Nationals system

2007 Season

DSL Nationals/GCL Nationals (Washington)

- Allowed just one earned run in 18.2 innings pitched with the Dominican League Nationals
- Made stateside debut on June 23 with the Gulf Coast Nationals

2006 Season

DSL Nationals (Washington)

- Posted a 0.99 ERA in 13 games after missing the 2005 season

2005 Season

DSL Nationals (Washington)

- Did not pitch (Injured)

2004 Season

DSL Expos (Montreal)

- Struck out 11 batters per 9 innings in first professional season

Personal/Misc.

- Atahualpa O. Severino (ah-tuh-WAHL-pah she-ver-EE-noh)
- Signed as an amateur free agent with the Montreal Expos on February 13, 2004

Career Statistics

Year	Team	W	L	ERA	G	GS	SV	IP	H	R	ER	HR	BB	SO	HBP	WP	WHIP
2006	DSL Nationals 1	2	0	0.99	13	8	1	45.1	18	5	5	0	17	79	6	5	0.772
2007	DSL Nationals 1	3	0	0.48	3	3	0	18.2	14	2	1	0	2	31	1	1	0.857
2007	GCL Nationals	1	0	2.94	13	5	0	33.2	25	12	11	3	10	28	4	0	1.040
2008	Hagerstown Suns	4	2	4.05	15	0	1	33.1	28	17	15	2	17	34	4	2	1.350
2008	Potomac Nationals	0	4	3.96	26	0	0	38.2	31	18	17	2	20	31	1	4	1.319
2009	Potomac Nationals	4	0	2.54	29	0	13	46.0	35	14	13	4	14	39	3	7	1.065
2009	Harrisburg Senators	6	0	2.78	15	0	2	22.2	19	8	7	1	14	27	3	2	1.456
2010	Syracuse Chiefs	6	3	3.34	54	0	1	67.1	60	27	25	5	29	46	5	1	1.322
2011	Syracuse Chiefs	1	2	4.50	35	0	1	32.0	37	17	16	2	23	38	2	1	1.875
2011	Washington Nationals	1	0	3.86	6	0	0	4.2	5	2	2	1	1	7	0	0	1.286
2012	Syracuse Chiefs	3	0	2.81	46	0	3	48.0	37	20	15	5	36	43	3	7	1.521
2013	Indianapolis Indians	0	3	3.72	33	2	1	46.0	48	21	19	5	13	48	4	3	1.326
2013	Omaha Storm Chasers	0	0	3.00	6	0	0	9.0	6	4	3	2	6	10	1	0	1.333
2014	Gwinnett Braves	5	3	3.22	40	0	2	44.2	33	16	16	2	20	54	0	4	1.1871
MINOR LEAGUE TOTALS		35	17	3.02	328	18	25	485.1	391	181	163	33	221	508	37	37	1.262
MAJOR LEAGUE TOTALS		1	0	3.86	6	0	0	4.2	5	2	2	1	1	7	0	0	1.286

Players



Nate Smith - Pitcher

Bats: LEFT Throws: LEFT Ht.: 6-3 Wt.: 200

Opening Day Age: 23

Born: August 28, 1991

Birthplace: West Chester, Ohio

🐦 @Smithsonian15

Acquired: Drafted by the Angels in the 8th round of the 2013 Amateur Draft

BEELINES

- Entering third professional season
- 2014 California League Mid-Season All-Star

2014 Season

Single-A Inland Empire/Double-A Arkansas

- California League Mid-Season All-Star
- Called up to Arkansas on May 25
- Pitched for Mesa in Arizona Fall League (6 starts, 1-1, 3.27 ERA, 21 Ks)

2013 Season

Rookie Orem

- Drafted in the 8th round of the 2013 Amateur Draft out of Furman University
- Made 15 appearances with nine starts for the Owlz

Personal/Misc.

- Nate David Smith
- Highest round selection from Furman University since 1972

Career Statistics

Year	Team	W	L	ERA	G	GS	SV	IP	H	R	ER	HR	BB	SO	HBP	WP	WHIP
2013	Orem Owlz	2	2	3.86	15	9	0	35.0	34	19	15	4	7	31	4	6	1.171
2014	Inland Empire 66ers	6	3	3.07	10	10	0	55.2	41	22	19	3	14	51	0	5	0.988
2014	Arkansas Travelers	5	3	2.89	11	11	0	62.1	48	21	20	3	30	67	0	3	1.251
MINOR LEAGUE TOTALS		13	8	3.18	36	30	0	153.0	123	62	54	10	51	149	4	14	1.137



Scott Snodgress - Pitcher

Bats: LEFT Throws: LEFT Ht.: 6-6 Wt.: 225

Opening Day Age: 25 Born: September 20, 1989
 Birthplace: Fontana, California
 @s_snodgress

Acquired: Signed with the Angels as a free agent on December 10, 2014

COACHES / PLAYERS

BEELINES

- Entering fifth professional season, first with the Angels
- 2013 Southern League Mid-Season All-Star, 2012 MiLB.com White Sox Organization All-Star, 2011 *Baseball America* Rookie All-Star
- MLBpipeline.com #20 Angels prospect

2014 Season

Double-A Birmingham/Triple-A Charlotte/Chicago White Sox

- Started 21 games for Birmingham before converting to reliever for Charlotte and Chicago
- Made MLB debut on September 3 at Minnesota (0.2 IP, 2 H, 2 ER, 2 BB)
- Pitched for Glendale in the Arizona Fall League

2013 Season

Double-A Birmingham (Chicago White Sox)

- Southern League Mid-Season All-Star
- Led Barons in games started (26), second on team in Ks (90)
- Southern League Pitcher of the Week on July 29 (2 G, 14.1 IP, 0 ER, 5 H, 7K)

2012 Season

Single-A Kannapolis/Single-A Winston-Salem (Chicago White Sox)

- MiLB.com White Sox Organization All-Star
- Led White Sox organization with 128 strikeouts
- Held batters to a .217 average

2011 Season

Rookie Great Falls (Chicago White Sox)

- Drafted in the 5th round of the Amateur Draft by the Chicago White Sox out of Stanford
- Helped Great Falls to a Pioneer League Championship
- Led Voyagers with 72 strikeouts

Personal/Misc.

- Scott Andrew Snodgress
- Drafted in the 5th round of the Amateur Draft by the Chicago White Sox out of Stanford
- Helped Stanford to a College World Series Super Regional Appearance

Career Statistics

Year	Team	W	L	ERA	G	GS	SV	IP	H	R	ER	HR	BB	SO	HBP	WP	WHIP
2011	Great Falls Voyagers	3	3	3.34	16	12	0	59.1	61	32	22	5	17	68	1	7	1.315
2012	Kannapolis Intimidators	3	3	3.64	19	19	0	99.0	86	49	40	4	49	84	7	6	1.364
2012	Winston-Salem Dash	4	0	1.50	8	8	0	42.0	26	10	7	2	15	44	1	1	0.976
2013	Birmingham Barrons	11	11	4.70	26	26	0	143.2	146	90	75	9	59	90	4	4	1.427
2014	Birmingham Barrons	6	7	3.89	21	21	0	122.2	119	60	53	9	52	79	7	7	1.394
2014	Charlotte Knights	0	1	4.96	8	0	0	16.1	17	9	9	4	4	16	0	0	1.286
2014	Chicago White Sox	0	0	15.43	4	0	0	2.1	8	7	4	1	3	1	0	1	4.714
MINOR LEAGUE TOTALS		27	25	3.84	98	86	0	483.0	455	250	206	33	196	381	20	25	1.348
MINOR LEAGUE TOTALS		0	0	15.43	4	0	0	2.1	8	7	4	1	3	1	0	1	4.714

Players



Kurt Spomer - Pitcher

Bats: SWITCH Throws: RIGHT Ht.: 6-2 Wt.: 215

Opening Day Age: 25

Born: July 10, 1989

Birthplace: West Chester, Ohio

@GrandpaKurt

Acquired: Signed with the Angels as an undrafted free agent in 2012

BEELINES

- Entering fourth professional season
- Former walk-on at Creighton

2014 Season

Single-A Inland Empire/Double-A Arkansas/Salt Lake

- Appeared in 52 games between three levels
- Pitched in four games for the Bees in two different stints and did not give up an earned run

2013 Season

Single-A Burlington

- Finished second on the Midwest League Bees with 46 relief appearances

2012 Season

Rookie AZL Angels


- Posted a perfect 5-0 record in first professional season

Personal/Misc.

- Kurt Mychael Spomer

Career Statistics

Year	Team	W	L	ERA	G	GS	SV	IP	H	R	ER	HR	BB	SO	HBP	WP	WHIP
2012	AZL Angels	5	0	3.12	20	0	0	34.2	42	16	12	2	7	29	3	6	1.413
2013	Burlington Bees	4	3	2.49	46	0	6	65.0	51	20	18	2	19	45	5	3	1.077
2014	Inland Empire 66ers	3	2	1.79	32	0	8	40.1	28	8	8	2	13	28	1	4	1.017
2014	Arkansas Travelers	3	3	3.70	16	0	0	24.1	21	11	10	1	12	10	0	1	1.356
2014	Salt Lake Bees	1	1	0.00	4	0	0	10.0	9	2	0	0	5	4	1	0	1.400
MINOR LEAGUE TOTALS		16	9	2.48	118	0	14	174.1	151	57	48	7	56	116	10	14	1.187



Eric Stamets - Infielder

Bats: RIGHT Throws: RIGHT Ht.: 6-0 Wt.: 190

Opening Day Age: 23
 Birthplace: Dublin, Ohio
 @EZdoezit8

Born: September 25, 1991

Acquired: Drafted by the Angels in the 6th round of the 2012 MLB Amateur Draft

COACHES / PLAYERS

BEELINES

- Entering fourth professional season
- Mlbpipeline.com Angels #19 prospect
- *Baseball America* Best Defensive Infielder and Best Athlete in Angels system

2014 Season

Double-A Arkansas

- Led Texas League shortstops with a .976 fielding percentage (498 chances, 12 errors)

2013 Season

Single-A Inland Empire

- Led California League with 21 sacrifice hits, finished fourth in plate appearances to strikeout ratio (8.65)

2012 Season

Single-A Cedar Rapids

- Drafted in the 6th round of the 2012 Amateur Draft out of the University of Evansville
- Appeared in 62 games for Cedar Rapids in first professional season

Personal/Misc.

- Eric James Stamets

Career Statistics

YEAR	TEAM	G	AB	R	H	2B	3B	HR	RBI	SB	CS	BB	SO	BA	OBP	SLG
2012	Cedar Rapids Kernels	62	248	34	68	13	1	1	20	7	2	15	35	.274	.323	.347
2013	Inland Empire 66ers	126	506	80	142	28	4	4	53	16	4	34	66	.281	.335	.375
2014	Arkansas Travelers	106	344	46	81	13	1	4	23	11	1	24	62	.235	.293	.314
MINOR LEAGUE CAREER		294	1098	160	291	54	6	9	96	34	7	73	163	.265	.319	.350

Players



Zach Stewart - Pitcher

Bats: RIGHT Throws: RIGHT Ht.: 6-2 Wt.: 205

Opening Day Age: 28 Born: September 28, 1986
Birthplace: Wichita Falls, Texas

Acquired: Signed with the Angels as a free agent on January 14, 2015

BEELINES

- Entering eighth professional season, first with the Angels organization
- 2011 Eastern League Mid-Season All-Star, 2009 Florida State League Mid-Season All-Star
- Two-time International League Pitcher of the Week

2014 Season

Rookie GCL Braves/Triple-A Gwinnett (Atlanta)

- Traded from the White Sox to the Braves organization on March 10
- International League Pitcher of the Week on September 2 (2 G, 1-0, 13 IP, 3 ER, 12 K)

2013 Season

Triple-A Charlotte (Chicago White Sox)

- Traded from the Red Sox to the Pirates on November 28, designated for assignment on January 17, and claimed by Chicago
- Started a Charlotte-high 28 games and 167.1 IP
- International League Pitcher of the Week on September 3 (1-1, 2 G, 0 ER, 9 K)

2012 Season

Chicago White Sox/Triple-A Pawtucket/Boston Red Sox

- Started the season with Chicago, appeared in 18 games for the White Sox
- Traded from the White Sox with Brent Lillibridge to Boston for Kevin Youkilis on June 24

2011 Season

Double-A New Hampshire/Toronto Blue Jays/Triple-A Charlotte/Chicago White Sox

- Made MLB debut with Toronto vs. Baltimore on June 16 (7 IP, 7 H, 2 ER, 1 BB, 4 K)
- Named Eastern League Mid-Season All-Star with New Hampshire
- Traded to Chicago on July 27 with Jason Frasor for Edwin Jackson and Mark Teahen

2010 Season

Double-A New Hampshire (Toronto)

- Ranked second on the team with 136.1 IP, 26 starts and eight wins

2009 Season

Single-A Sarasota/Double-A Carolina/Triple-A Louisville(Cincinnati)/Triple-A Las Vegas (Toronto)

- Florida State League Mid-Season All-Star with Sarasota
- Traded by the Cincinnati Reds with Edwin Encarnación and Josh Roenicke to Toronto for Scott Rolon on July 31
- Made 11 relief appearances with the 51s, finishing third on the team with a 3.38 ERA

2008 Season

Single-A Dayton/Single-A Sarasota (Cincinnati)

- Drafted in the 3rd round of the MLB Amateur Draft by the Cincinnati Reds
- Made pro debut with the Dayton Dragons on June 20
- Gave up only four earned runs in 24 appearances between Dayton and Sarasota

Personal/Misc.

- Zachary Robert Stewart
- Attended Angelo State University, North Central Texas College and Texas Tech

Career Statistics

Year	Team	W	L	ERA	G	GS	SV	IP	H	R	ER	HR	BB	SO	HBP	WP	WHIP
2008	Dayton Dragons	1	2	0.55	11	0	3	16.1	10	2	1	0	3	13	1	0	0.796
2008	Sarasota Reds	0	2	1.62	13	0	2	16.2	16	5	3	0	11	23	1	0	1.620
2009	Sarasota Reds	1	1	2.13	7	7	0	42.1	47	17	10	1	8	32	1	1	1.299
2009	Carolina Mudcats	3	0	1.46	7	7	0	37.0	29	7	6	1	10	31	1	1	1.054
2009	Las Vegas 51s	0	0	3.38	11	0	0	13.1	18	8	5	1	6	14	0	1	1.800
2009	Louisville Bats	0	0	0.73	9	0	2	12.1	11	2	1	0	8	16	0	1	1.541
2010	New Hampshire Fisher Cats	8	3	3.63	26	26	0	136.1	131	59	55	13	54	106	5		51.357
2011	New Hampshire Fisher Cats	5	5	4.20	16	16	0	94.1	106	49	44	6	27	74	1		31.410
2011	Charlotte Knights	0	1	4.26	1	1	0	6.1	10	3	3	0	0	5	0	0	1.579
2011	Toronto Blue Jays	0	1	4.86	3	3	0	16.2	26	9	9	2	5	10	1	1	1.860
2011	Chicago White Sox	2	5	6.22	10	8	0	50.2	64	35	35	9	13	35	1	1	1.520
2012	Pawtucket Red Sox	3	5	3.94	11	11	0	59.1	58	26	26	6	14	42	2	1	1.213
2012	Chicago White Sox	1	2	6.00	18	1	0	30.0	41	26	20	10	4	16	0	0	1.500
2012	Boston Red Sox	0	2	22.24	2	2	0	5.2	17	14	14	4	0	3	1	0	3.000
2013	Charlotte Knights	6	14	4.25	28	28	0	167.1	187	89	79	16	37	122	1	5	1.339
2014	GCL Braves	0	1	4.50	2	2	0	4.0	5	3	2	1	2	2	0	0	1.750
2014	Gwinnett Braves	7	4	4.58	20	14	0	106.0	134	61	54	6	34	59	5	2	1.585
MINOR LEAGUE TOTALS		34	38	3.65	162	112	7	711.2	762	331	289	51	214	539	18	20	1.371
MAJOR LEAGUE TOTALS		3	10	6.82	33	14	0	103.0	148	84	78	25	22	64	3	2	1.650

Players



Nick Tropeano - Pitcher

Bats: RIGHT Throws: RIGHT Ht.: 6-4 Wt.: 200

Opening Day Age: 24 Born: August 27, 1990

Birthplace: West Islip, New York

🐦 @PaPaTropeano

Acquired: Traded from Houston in exchange for Hank Conger on November 5, 2014

BEELINES

- Entering fifth professional season, first with the Angels
- 2014 PCL All-Star, 2012 South Atlantic League All-Star
- MLBpipeline.com #6 Angels prospect, *Baseball America* #9 prospect

2014 Season

Triple-A Oklahoma City/Houston Astros

- PCL All-Star
- Won the PCL ERA title (3.03); also led the league in WHIP (0.99) and average allowed (.202)
- Made MLB debut with Houston on September 10, collecting a win in his first start (5 IP, 4 H, 2 ER, 5 K)

2013 Season

Double-A Corpus Christi

- Led Texas League with 130 strikeouts
- Started 20 games, came in as a reliever eight times, collecting five saves

2012 Season

Single-A Lexington/Single-A Lancaster

- South Atlantic League Mid-Season All-Star with Lexington
- Won Pitcher of the Week Award three times (April 23 and May 7 with Lexington, July 2 with Lancaster)

2011 Season

Single-A Tri-City

- Drafted in the 5th round of the 2011 Draft by the Houston Astros
- Started 12 games for the ValleyCats with a 2.36 ERA

Personal/Misc.

- Nicholas Paul Tropeano
- Played collegiately at Stony Brook University
- Joined by pitchers Tom Koehler and Joe Nathan as the only Stony Brook alumni to play in MLB

Career Statistics

Year	Team	W	L	ERA	G	GS	SV	IP	H	R	ER	HR	BB	SO	HBP	WP	WHIP
2011	Tri-City ValleyCats	3	2	2.36	12	12	0	53.1	42	18	14	1	21	63	1	6	1.181
2012	Lexington Legends	6	4	2.78	15	14	0	87.1	77	29	27	3	26	97	2	2	1.179
2012	Lancaster JetHawks	6	3	3.31	12	12	0	70.2	72	37	26	8	21	69	3	10	1.316
2013	Corpus Christi Hooks	7	10	4.11	28	20	5	133.2	140	65	61	15	39	130	3	5	1.339
2014	Oklahoma City RedHawks	9	5	3.03	23	20	0	124.2	90	44	42	11	33	120	4	5	0.987
2014	Houston Astros	1	3	4.57	4	4	0	21.2	19	12	11	0	9	13	1	1	1.292
MINOR LEAGUE TOTALS		31	24	3.26	90	78	5	469.2	421	193	170	38	140	479	13	28	1.196
MAJOR LEAGUE TOTALS		1	3	4.57	4	4	0	21.2	19	12	11	0	9	13	1	1	1.292



COACHES / PLAYERS

Players



Ryan Wheeler - Infielder

Bats: LEFT Throws: RIGHT Ht.: 6-3 Wt.: 235

Opening Day Age: 26

Born: July 10, 1988

Birthplace: Torrance, California

🐦 @RyanGWheeler4

Acquired: Selected by the Angels off waivers from Colorado on August 2, 2014

BEELINES

- Entering seventh professional season, second with Angels organization
- 2012 & 2013 Mid-Season and Postseason PCL All-Star

2014 Season

Triple-A Colorado Springs/Colorado Rockies/Salt Lake Bees

- Split time between Colorado Springs and Colorado before being claimed on waivers by the Angels on August 2
- Hit .326 for Salt Lake in 25 games after being claimed on waivers
- Hit safely in 17 of the final 18 games of the season for the Bees

2013 Season

Triple-A Colorado Springs/Colorado Rockies

- Traded by the Diamondbacks to the Rockies on December 20, 2012 for Matt Reynolds
- Mid-Season and Postseason PCL All-Star
- Topps Triple-A All-Star
- Finished third in the PCL with 89 RBIs

2012 Season

Triple-A Reno/Arizona Diamondbacks

- Mid-Season and Postseason PCL All-Star
- PCL Player of the Week on April 30 (5 G, .550 BA, 2 HR, 5 R, 12 RBIs)
- MiLB.com Arizona Organization All-Star
- Finished second in the PCL batting title race with a .351 average and third with 90 RBIs
- Made MLB debut on July 20 vs. Houston (1-for-4, 1 R)

2011 Season

Double-A Mobile (Arizona)

- Southern League Postseason All-Star
- Southern League player of the Week on July 25 (2 2B, 1 3B, 4 HR, 10 RBIs)
- Helped Mobile to a Southern League title
- Rated Best Defensive 3B in the Southern League by *Baseball America*
- Selected to the Arizona Fall League's Rising Stars team and was AFL Player of the Week October 10

2010 Season

Single-A Visalia/Double-A Mobile (Arizona)

- Started at Single-A Visalia, promoted to Double-A Mobile on August 18
- Combined to hit .280 between two stops
- Rated Best Defensive 3B in the California League by *Baseball America*

2009 Season

Single-A Yakima/Single-A South Bend (Arizona)

- Drafted in the 5th round of the Amateur Draft out of Loyola Marymount University
- Northwest League Postseason All-Star with Yakima
- Northwest League Player of the Week on August 3


Personal/Misc.

- Ryan Gerard Wheeler
- Brother Jason Wheeler currently pitches in the Twins organization

Career Statistics

YEAR	TEAM	G	AB	R	H	2B	3B	HR	RBI	SB	CS	BB	SO	BA	OBP	SLG
2009	Yakima Bears	64	234	44	85	20	3	5	36	7	4	37	28	.363	.461	.538
2009	South Bend Silver Hawks	8	29	4	10	1	1	1	5	0	1	5	4	.345	.472	.552
2010	Visalia Rawhide	113	465	62	132	25	2	9	57	3	1	35	98	.284	.340	.404
2010	Mobile BayBears	19	67	8	17	3	0	3	10	0	0	5	16	.254	.315	.433
2011	Mobile BayBears	131	480	69	141	30	2	16	89	3	4	45	102	.294	.358	.465
2012	Reno Aces	93	362	56	127	27	4	15	90	3	1	26	67	.351	.388	.572
2012	Arizona Diamondbacks	50	109	11	26	6	1	1	10	1	0	9	22	.239	.294	.339
2013	Colorado Springs Sky Sox	116	438	74	134	29	2	12	89	4	1	31	91	.306	.351	.463
2013	Colorado Rockies	28	41	1	9	2	0	0	7	0	0	1	10	.220	.238	.268
2014	Colorado Springs Sky Sox	59	210	18	51	9	0	4	20	0	2	15	43	.243	.293	.343
2014	Salt Lake Bees	25	92	13	30	1	0	2	15	0	0	8	19	.326	.373	.402
2014	Colorado Rockies	31	102	6	13	2	0	2	13	0	0	5	12	.232	.281	.375
MINOR LEAGUE CAREER		628	2377	348	727	145	14	67	411	20	14	207	468	.306	.361	.463
MAJOR LEAGUE CAREER		109	206	18	48	10	1	3	30	1	0	15	44	.233	.280	.335

Players



Adam Wilk - Pitcher

Bats: LEFT Throws: RIGHT Ht.: 6-2 Wt.: 180

Opening Day Age: 27

Born: December 9, 1987

Birthplace: Anaheim, California

🐦 @AdamWilk58

Acquired: Signed with the Angels as a free agent on Decemer 18, 2014

BEELINES

- Entering sixth professional season, first with the Angels
- 2010 & 2012 MiLB.com Detroit Organization All-Star

2014 Season

Triple-A Indianapolis (Pittsburgh)

- Signed as a minor league free agent with Pittsburgh prior to the season
- International League Pitcher of the Week on July 7 (2 G, 15 IP, 1-1, 2 ER)
- Tossed first career nine-inning complete game shutout vs. Lehigh Valley on July 6

2013 Season

NC Dinos (Korean Baseball League)

- Contract was sold by Detroit to the Korean NC Dinos on December 19, 2012
- Posted a 4-8 record in 17 games (16 starts) with the Dinos

2012 Season

Triple-A Toledo/Detroit Tigers

- MiLB.com Detroit Organization All-Star
- Finished fourth in the International League with a 2.77 ERA
- Led all Tigers minor leaguers with 128 strikeouts

2011 Season

Triple-A Toledo/Detroit Tigers

- Made MLB debut on May 26 vs. Boston in relief (3.2 IP, 2 H, 1 R, 0 ER, 4 K)
- Finished second among Mud Hens with a 3.24 ERA

2010 Season

Single-A Lakeland/Double-A Erie (Detroit)

- Florida State League Mid-Season All-Star
- Florida State League Pitcher of the Week on August 9 (2 G, 2-0, 15 IP, 10 H, 1 ER, 10 Ks)
- Promoted to Double-A Erie on August 25

2009 Season

Single-A Oneota/Single-A West Michigan (Detroit)

- Drafted by the Tigers in the 11th round of the Amateur Draft out of Long Beach State
- Made professional debut with short season Oneota
- Promoted to Single-A West Michigan on August 2
- Combined for a 4-1 record and 1.47 ERA in first professional season

Personal/Misc.

- Adam Robert Wilk
- Drafted by the Detroit Tigers in the 11th round of the Amateur Draft out of Long Beach State

Career Statistics

Year	Team	W	L	ERA	G	GS	SV	IP	H	R	ER	HR	BB	SO	HBP	WP	WHIP
2009	Oneota Tigers	2	0	1.45	7	7	0	37.1	23	7	6	0	5	34	1	0	0.750
2009	West Michigan Whitecaps	2	1	1.49	7	7	0	36.1	30	7	6	2	2	33	1	1	0.881
2010	Lakeland Flying Tigers	9	5	3.01	24	24	0	143.2	139	58	48	8	19	100	4	5	1.100
2010	Erie SeaWolves	2	0	1.14	3	3	0	23.2	10	3	3	1	5	14	1	0	0.634
2011	Toledo Mud Hens	8	6	3.24	18	18	0	102.2	105	45	37	15	14	76	3	3	1.159
2011	Detroit Tigers	0	0	5.40	5	0	0	13.1	14	10	8	3	3	10	0	0	1.275
2012	Toledo Mud Hens	7	11	2.77	24	24	0	149.2	123	61	46	13	28	128	0	2	1.009
2012	Detroit Tigers	0	3	8.18	3	3	0	11.0	21	11	10	4	3	7	0	0	2.182
2013	NC Dinos (Kor.)	4	8	4.12	17	16	0	91.2	93	48	42	12	27	70	1	4	1.309
2014	Indianapolis Indians	7	14	4.74	28	24	1	146.1	166	94	77	18	44	106	2	2	1.435
MINOR LEAGUE TOTALS		41	45	3.26	128	123	1	731.1	689	323	265	69	144	561	13	17	1.139
MAJOR LEAGUE TOTALS		0	3	6.66	8	3	0	24.1	35	21	18	7	6	17	0	0	1.685

Players



Alex Yarbrough - Infielder

Bats: SWITCH Throws: RIGHT Ht.: 6-0 Wt.: 195

Opening Day Age: 23
Birthplace: Allen, Texas
@yarbs2

Born: August 3, 1991

Acquired: Drafted by the Angels in the 4th round of 2012 MLB Amateur Draft

BEELINES

- Entering fourth professional season
- MLBpipeline.com Angels #11 prospect
- 2014 Texas League Player of the Year
- 2013 MiLB.com Angels Organization All-Star, 2014 Texas League Mid-Season and Postseason All-Star, 2013 California League Postseason All-Star
- *Baseball America* Best Hitter for Average in Angels system

2014 Season

Double-A Arkansas

- Texas League Player of the Year
- Texas League Mid-Season and Postseason All-Star
- Texas League Player of the Week on May 19 (7 G, .367 BA, 3 HR, 14 RBIs)
- Led Texas League in games played (136), hits (155) and doubles (38); finished second in the league in RBIs (77), third in batting average (.285) and fifth in runs scored (66)

2013 Season

Single-A Inland Empire

- California League Postseason All-Star, MiLB.com Angels Organization All-Star
- Led California League in hits (182); finished fifth in batting average (.313)

2012 Season

Single-A Cedar Rapids/Double-A Arkansas

- Drafted in the 4th round of the MLB Amateur Draft out of University of Mississippi
- Started pro career with Single-A Cedar Rapids, played final five games of the season with Double-A Arkansas

Personal/Misc.

- Alexander Wyatt Yarbrough
- First Team All-America selection at Ole Miss

Career Statistics

YEAR	TEAM	G	AB	R	H	2B	3B	HR	RBI	SB	CS	BB	SO	BA	OBP	SLG
2012	Cedar Rapids Kernels	58	244	35	70	12	9	0	27	9	2	10	20	.287	.320	.410
2012	Arkansas Travelers	5	18	1	2	1	0	0	0	0	0	0	3	.111	.111	.167
2013	Inland Empire 66ers	136	582	77	182	32	10	11	80	14	4	27	106	.313	.341	.459
2014	Arkansas Travelers	136	544	66	155	38	4	5	77	6	6	33	124	.285	.321	.397
MINOR LEAGUE CAREER		335	1388	179	409	83	23	16	184	29	12	70	253	.295	.327	.422

Players

Matt Shoemaker



COACHES / PLAYERS

2014 SEASON

2014 Season

2014 Day-By-Day

G	DATE	DAY	H/R	OPP	W/L	SLR	H	E	OPR	H	E	STK	REC	WIN	LOSS	SAVE	PLGB/GA	TOTG	ATT	
1	4/3	THU	H	SAC	W	8	15	2	3	4	0	W1	1-0	Grube (1-0)	Leon (0-1)		1	E	2:56	4,244
2	4/4	FRI	H	SAC	W	13	13	0	4	5	3	W2	2-0	Carpenter (1-0)	Murphy (0-1)		1	E	3:19	3,515
3	4/5	SAT	H	SAC	L	7	12	0	12	15	1	L1	2-1	Blanton (1-0)	J. Martinez (0-1)		1	E	3:02	4,243
4	4/6	SUN	H	SAC	L	6	11	0	9	16	0	L2	2-2	Buschmann (1-0)	LeBlanc (0-1)	Savery (1)	3	1.0	3:43	3,036
5	4/7	MON	H	FRE	W	5	11	1	4	6	0	W1	3-2	Thomas (1-0)	Hochst (0-1)	Wall (1)	3	1.0	2:52	2,816
6	4/8	TUE	H	FRE	W-12	6	12	1	5	12	1	W2	4-2	Rasmus (1-0)	Besty (0-1)		3	1.0	3:49	3,014
7	4/9	WED	H	FRE	L	7	10	4	10	14	0	L1	4-3	Lively (1-0)	Alvarez (0-1)	Hembree (2)	3	1.0	3:12	3,782
8	4/10	THU	H	FRE	L	4	7	2	11	16	0	L2	4-4	Reifer (1-0)	J. Martinez (0-2)		4	2.0	3:21	3,712
9	4/11	FRI	R	SAC	L	6	13	1	7	8	2	L3	4-5	Savery (1-0)	Carson (0-1)	Nieve (1)	4	2.0	3:35	12,142
10	4/12	SAT	R	SAC	L	4	6	1	5	6	0	L4	4-6	Lindblom (1-1)	Lyon (0-1)	Nieve (2)	4	3.0	2:47	7,531
11	4/13	SUN	R	SAC	L-7	2	9	0	8	11	0	L5	4-7	Savery (2-0)	Grube (0-1)		4	5.0	2:41	---
12	4/13	SUN	R	SAC	L-7	0	4	0	3	5	0	L6	4-8	Humber (1-1)	Carpenter (1-1)	Scribner (1)	4	5.0	1:46	7,243
13	4/15	TUE	R	TAC	L	5	9	1	8	12	0	L7	4-9	Gillheeny (1-1)	J. Martinez (0-3)	Pryor (1)	4	6.0	3:07	2,437
14	4/16	WED	R	TAC	L	8	11	3	10	13	1	L8	4-10	Luetge (1-0)	Morin (0-1)	C. Smith (2)	4	7.0	3:04	1,599
15	4/18	FRI	R	TAC	L-7	1	5	0	2	7	1	L9	4-11	Carraway (1-0)	Thomas (1-1)	Bawcom (2)	4	7.0	1:54	--
16	4/18	FRI	R	TAC	W-7	5	7	1	4	9	1	W1	5-11	LeBlanc (1-1)	C. Smith (0-1)	Morin (1)	4	7.0	2:30	4,973
17	4/19	SAT	H	ABQ	W	12	15	0	2	4	0	W2	6-11	Grube (2-1)	S. Smith (0-1)		4	6.0	2:53	5,647
18	4/20	SUN	H	ABQ	L	12	14	1	13	17	0	L1	6-12	Brady (0-1)	Souza (1-0)	Hynes (1)	4	7.0	3:13	4,083
19	4/21	MON	H	ABQ	W	6	10	0	4	11	1	W1	7-12	Spomer (1-0)	Lee (2-1)	Morin (2)	4	7.0	2:57	4,177
20	4/22	TUE	H	ABQ	L	4	4	1	6	12	2	L1	7-13	Judy (1-0)	Spomer (1-1)	Demel (4)	4	8.0	3:07	3,079
21	4/24	THU	R	REN	L	1	6	1	6	12	2	L2	7-14	Wolf (2-1)	Thomas (1-2)		4	9.0	2:38	3,312
22	4/25	FRI	R	REN	W-5:5	7	7	0	1	6	2	W1	8-14	LeBlanc (2-1)	Brewer (2-3)		4	9.0	1:56	3,532
23	4/26	SAT	R	REN	W	8	14	0	5	12	2	W2	9-14	Berg (1-0)	Bradley (1-4)	Rasmus (1)	3	9.0	3:19	4,718
24	4/27	SUN	R	REN	L	6	11	0	7	10	3	L1	9-15	Todd (2-0)	Lyon (0-2)		4	9.0	3:24	4,401
25	4/28	MON	R	ABQ	L-12	3	9	1	4	9	0	L2	9-16	Dominguez, J (1-1)	Lyon (0-3)		4	9.0	3:57	5,990
26	4/29	TUE	R	ABQ	W-11	4	13	0	3	10	0	W1	10-16	Reynolds (1-0)	Demel (0-1)		3	8.0	3:31	5,192
27	4/30	WED	R	ABQ	W	7	10	0	6	11	1	W2	11-16	LeBlanc (3-1)	Frias (0-1)	Brady (1)	3	8.0	2:55	6,793
28	5/1	THU	R	ABQ	L-10	2	9	0	3	4	0	L1	11-17	Judy (2-0)	Rasmus (1-1)		3	9.0	2:55	8,931
29	5/2	FRI	H	REN	W	14	16	2	5	13	2	W1	12-17	Shoemaker (1-0)	Schultz (2-3)		3	8.0	3:17	4,637
30	5/3	SAT	H	REN	W	6	9	0	5	6	0	W2	13-17	Boshers (1-0)	E. Marshall (0-1)		3	7.5	2:39	10,179
31	5/4	SUN	H	REN	L	4	11	1	19	20	0	L1	13-18	Wolf (4-1)	J. Thomas (1-3)		3	8.0	3:20	5,267
32	5/5	MON	H	REN	L	6	14	1	7	9	3	L2	13-19	Munson (1-0)	Herrera (0-1)	Todd (5)	4	8.5	3:12	4,299
33	5/6	TUE	H	LAS	L	6	11	0	7	8	1	L3	13-20	Goeddel (2-1)	Richardson (0-1)	Black (3)	4	9.5	3:05	3,096
34	5/7	WED	H	LAS	L-10	5	11	0	7	16	1	L4	13-21	Thornton (1-1)	Berg (1-1)	Black (4)	4	10.5	3:45	3,043
35	5/8	THU	H	LAS	L	4	13	1	16	21	0	L5	13-22	Verrett (2-2)	Alvarez (0-2)		4	11.5	3:22	3,367
36	5/9	FRI	H	LAS	L	3	7	1	6	9	0	L6	13-23	Montero (4-1)	Thomas (1-4)	Edgin (2)	4	12.5	3:00	4,525
37	5/10	SAT	R	SAC	L-11	3	10	4	4	7	1	L7	13-24	Jo Flores (1-0)	Berg (1-2)		4	13.0	3:57	8,214
38	5/11	SUN	R	SAC	L	5	12	3	6	9	2	L8	13-25	Nieve (1-1)	Lyon (0-4)		4	13.5	3:47	8,190
39	5/12	MON	R	SAC	L	6	10	1	7	6	2	L9	13-26	McBryde (2-0)	Chaffee (0-1)	Scribner (6)	4	14.5	2:54	4,260
40	5/13	TUE	R	SAC	L	9	14	2	10	12	2	L10	13-27	Scribner (1-1)	Lyon (0-5)		4	15.5	3:44	11,825
41	5/15	THU	R	REN	L	2	5	0	5	11	2	L11	13-28	Spruill (1-1)	Thomas (1-5)	Sites (2)	4	16.5	2:39	6,249
42	5/16	FRI	R	REN	W	5	9	0	4	7	1	W1	14-28	LeBlanc (4-1)	Munson (1-1)		4	16.5	2:53	6,490
43	5/17	SAT	R	REN	L	4	11	0	5	13	1	L1	14-29	Harris (2-1)	Lyon (0-6)		4	17.5	3:54	7,336
44	5/18	SUN	R	REN	L	11	13	1	17	18	1	L2	14-30	Serrano (1-0)	Raley (0-1)		4	17.5	3:30	8,289
45	5/19	MON	H	ABQ	L	9	13	0	15	20	0	L3	14-31	S. Smith (1-2)	Richardson (0-2)		4	17.5	3:01	5,028
46	5/20	TUE	H	ABQ	W	7	9	2	4	10	1	W1	15-31	J. Thomas (2-5)	Frias (2-2)		4	17.5	3:07	15,306
47	5/21	WED	H	ABQ	W	3	9	0	0	5	0	W2	16-31	W. LeBlanc (5-1)	Richardson (2-3)	De La Rosa (1)	4	16.5	2:20	4,355
48	5/22	THU	H	ABQ	L	0	4	0	1	6	0	L1	16-32	Bennett (1-1)	Grube (2-2)	Dominguez (2)	4	16.5	2:32	6,110
49	5/23	FRI	H	FRE	L	3	6	1	7	12	1	L2	16-33	Escobar (2-5)	Raley (0-2)		4	16.5	3:06	7,027
50	5/24	SAT	H	FRE	W	10	12	0	6	13	0	W1	17-33	Richardson (1-2)	Berken (7-2)		4	15.5	3:35	11,524
51	5/25	SUN	H	FRE	L	2	3	1	10	15	1	L1	17-34	Kickham (2-5)	Santiago (0-1)		4	15.5	3:18	6,332
52	5/26	MON	H	FRE	L	6	9	2	10	14	2	L2	17-35	Reifer (3-0)	Herrera (0-2)		4	15.5	3:14	7,478
53	5/27	TUE	R	TAC	W	6	11	0	1	7	0	W1	18-35	Grube (3-0)	Pries (3-3)		4	15.5	3:03	2,125
54	5/28	WED	R	TAC	W	5	11	1	3	10	1	W2	19-35	Chaffee (1-1)	T. Walker (0-1)	Rasmus (2)	4	15.5	3:02	3,098
55	5/29	THU	R	TAC	L	2	9	0	5	12	0	L1	19-36	Er Ramirez (1-3)	Lerew (0-1)	C. Smith (3)	4	15.5	2:40	2,909
56	5/30	FRI	R	TAC	W-12	4	9	3	3	8	2	W1	20-36	Rasmus (2-1)	Bawcom (1-3)	Chaffee (1)	4	14.5	4:18	5,912
57	5/31	SAT	R	ABQ	L	5	12	1	7	13	1	L1	20-37	Frias (3-3)	Thomas (2-6)	Baez (1)	4	14.5	3:19	10,324
58	6/1	SUN	R	ABQ	W	4	8	0	3	6	1	W1	21-37	Castillo (1-0)	Patterson (2-5)	Chaffee (2)	4	13.5	2:57	6,103
59	6/2	MON	R	ABQ	L	8	16	1	11	16	1	L1	21-38	Bennett (2-1)	Raley (0-3)		4	14.5	3:01	4,756
60	6/3	TUE	R	ABQ	L	2	8	1	5	6	0	L2	21-39	Lee (5-5)	Lerew (0-2)	Dominguez (4)	4	14.5	2:52	4,927
61	6/5	THU	H	SAC	W	8	14	3	7	16	2	W1	22-39	Santiago (1-1)	Flores (2-1)	De La Rosa (2)	4	13.5	3:24	5,605
62	6/6	FRI	H	SAC	W	3	8	0	1	7	2	W2	23-39	Thomas (3-6)	Buschmann (4-1)	Kohn (1)	4	12.5	2:52	6,525
63	6/7	SAT	H	SAC	L	4	9	1	13	19	0	L1	23-40	Leon (6-1)	Pineiro (0-1)		4	12.5	3:35	8,413
64	6/8	SUN	H	SAC	W	7	12	0	6	14	1	W1	24-40	De La Rosa (1-0)	McBryde (3-2)		4	12.5	3:06	4,272
65	6/9	MON	R	OKC	L	2	6	1	6	12	0	L1	24-41	Tropeano (4-4)	Lerew (0-3)		4	12.5	2:28	3,267
66	6/10	TUE	R	OKC	W	4	8	0	0	4	1	W1	25-41	Berg (2-2)	Doran (1-4)		4	12.5	2:25	3,927
67	6/11	WED	R	OKC	L	6	10	2	7	11	1	L1	25-42	Chapman (1-0)	De La Rosa (1-1)		4	13.5	3:10	7,463
68	6/12	THU	R	OKC	W	8	13	1	5	14	0	W1	26-42	Pineiro (1-1)	Martinez (5-4)		4	13.5	3:07	6,047
69	6/13	FRI	R	CSP	W	8	13	2	6	10	1	W2	27-42	Grube (4-2)	Friedrich (1-8)	Kohn (2)	4	12.5	2:59	5,653
70	6/14	SAT	R	CSP	W	12	15	0	4	5	0	W3	28-42	Lerew (1-3)	Bures (0-1)		4	12.5	2:56	4,555

2014 SEASON

2014 Season

G	DATE	DAY	H/R	OPP	W/L	SLR	H	E	OPR	H	E	STK	REC	WIN	LOSS	SAVE	PLGB/GA	TOG	ATT	
71	6/15	SUN	R	CSP	L	3	9	0	4	15	0	L1	28-43	P. Hernandez (5-3)	Richardson (1-3)	Scalhill (1)	4	12.5	3.15	6,778
72	6/16	MON	R	CSP	W	7	11	1	5	9	1	W1	29-43	Thomas (4-6)	W. Lopez (0-2)	Kohn (3)	4	11.5	3.29	3,510
73	6/18	WED	H	MEM	L-7	2	4	0	8	3	0	L1	29-44	Petrick (4-3)	Herrera (0-2)	Fomatara (3)	4	12.5	1.46	---
74	6/18	WED	H	MEM	W-9	9	15	1	8	13	1	W1	30-44	Berg (3-2)	Rondon (2-2)		4	12.5	3.32	5,467
75	6/19	THU	H	MEM	L	9	15	1	12	15	0	L1	30-45	Gast (1-1)	Lerew (1-4)	Fomatara (4)	4	13.5	3.00	6,640
76	6/20	FRI	H	MEM	L	4	12	1	13	15	0	L2	30-46	A Castro (7-4)	LeBlanc (5-2)		4	14.5	3.15	6,793
77	6/21	SAT	H	NAS	L	4	8	1	7	13	1	L3	30-47	Nelson (8-2)	Thomas (4-7)		4	15.0	3.01	12,607
78	6/22	SUN	H	NAS	W	4	9	0	1	6	0	W1	31-47	Clay (1-0)	Leon (0-2)	Herrera (2)	4	14.5	2.25	4,041
79	6/23	MON	H	NAS	L	6	9	1	8	13	1	L1	31-48	Jungman (3-4)	Pineiro (1-2)		4	15.5	3.15	8,021
80	6/24	TUE	H	NAS	W	5	9	1	1	6	1	W1	32-48	Grube (4-2)	Lowe (0-3)		4	15.5	2.44	6,242
81	6/26	FRI	R	FRE	L	0	2	3	8	11	0	L1	32-49	Kickham (6-5)	Skaggs (0-1)		4	15.5	2.43	6,541
82	6/27	THU	R	FRE	W	9	16	1	7	12	1	W1	33-49	De La Rosa (2-1)	De Paula (1-3)	Herrera (3)	4	15.5	3.43	10,265
83	6/28	SAT	R	FRE	L	2	7	0	3	8	1	L1	33-50	Kontos (2-3)	Nieve (2-2)	Hembree (15)	4	15.5	2.38	9,039
84	6/29	SUN	R	FRE	W-10	9	12	0	3	12	2	W1	34-50	Herera (1-3)	Tobin		4	14.5	3.16	5,970
85	6/30	MON	R	LAS	L	3	9	0	7	10	0	L1	34-51	Peavy (1-3)	Grube (5-3)		4	15.5	2.34	3,256
86	7/1	TUE	R	LAS	L-10	8	16	0	9	15	2	L2	34-52	Carlyle (4-2)	Herrera (1-4)		4	16.5	3.53	1,887
87	7/2	WED	R	LAS	W	10	16	0	9	10	1	W1	35-52	Kohn (1-0)	Reid (3-1)		4	15.5	3.33	2,005
88	7/3	THU	R	LAS	L	8	17	0	9	8	3	L1	35-53	Church (1-1)	Sisk (0-1)	Carlyle (3)	4	16.5	3.28	11,133
89	7/4	FRI	H	ELP	L	1	6	0	5	10	0	L2	35-54	Wisler (5-4)	Clay (1-1)		4	16.5	2.45	14,497
90	7/5	SAT	H	ELP	W	5	7	0	3	7	1	W1	36-54	Grube (6-3)	Orramas (4-4)	Herrera (4)	4	16.0	2.51	10,461
91	7/6	SUN	H	ELP	L	10	17	1	12	14	3	L1	36-55	Nix (4-3)	De La Rosa (2-2)	Ambriz (9)	4	17.0	3.25	3,409
92	7/7	MON	H	TAC	W	6	8	2	5	13	1	W1	37-55	LeBlanc (6-2)	Palmer (1-7)		4	16.0	3.11	6,257
93	7/8	TUE	H	TAC	L	7	12	2	14	19	0	L1	37-56	Pries (6-5)	Thomas (4-8)		4	17.0	3.12	4,703
94	7/9	WED	H	TAC	W	10	16	0	4	9	0	W1	38-56	Clay (2-1)	Carraway (4-5)		4	16.0	2.32	4,709
95	7/10	THU	H	TAC	L	2	2	0	18	20	0	L1	38-57	Kensing (3-0)	Grube (6-4)		4	17.0	3.36	5,648
96	7/11	FRI	R	ELP	W	4	11	1	2	7	0	W1	39-57	Lerew (2-4)	J Lane (5-7)	Herrera (5)	4	16.5	3.10	8,544
97	7/12	SAT	R	ELP	W-10	6	13	2	5	12	1	W2	40-57	Herrera (2-4)	LaFromboise (1-1)	Kohn (4)	4	16.5	3.35	9,100
98	7/13	SUN	R	ELP	L	4	7	1	5	12	1	L1	40-58	Nix (5-3)	Newby (0-1)		4	15.0	3.05	8,563
99	7/17	THU	H	LAS	W	7	9	1	7	9	1	W1	41-58	LeBlanc (7-2)	Syndergaard (7-5)	Kohn (5)	4	15.0	3.07	5,864
100	7/18	FRI	H	LAS	L	6	11	0	7	11	1	L1	41-59	Mazzoni (1-0)	Grube (6-5)	Reid (3)	4	16.0	2.57	8,044
101	7/19	SAT	H	LAS	L	2	5	1	6	8	0	L2	41-60	Verrett (8-2)	Newby (0-2)		4	17.0	2.56	10,767
102	7/20	SUN	H	LAS	W	3	9	1	0	3	1	W1	42-60	Clay (3-1)	Montero (4-3)		4	16.0	2.24	3,559
103	7/21	MON	H	REN	W	7	15	1	6	10	1	W2	43-60	Richardson (2-3)	Paterson (0-2)	Carpenter (1)	4	15.0	3.02	8,602
104	7/22	TUE	H	REN	L	1	7	0	4	8	2	L1	43-61	Chafin (4-4)	Nieve (2-3)	Barrett (4)	4	15.5	2.38	4,922
105	7/23	WED	H	REN	W	12	18	0	3	9	1	W1	44-61	Grube (7-5)	Brewer (4-9)		4	14.5	3.38	12,020
106	7/24	THU	H	REN	L	3	8	0	4	7	0	L1	44-62	Todd (5-2)	Chaffee (1-2)	Barrett (5)	4	14.5	3.20	13,049
107	7/25	FRI	R	LAS	L	6	14	0	11	14	0	L2	44-63	Reid (4-1)	Newby (0-3)		4	15.5	3.11	6,735
108	7/26	SAT	R	LAS	W	5	10	0	2	6	3	W1	45-63	Richardson (3-3)	Bowman (1-1)	Carpenter (2)	4	14.5	2.47	5,006
109	7/27	SUN	R	LAS	L	5	11	0	6	8	3	L1	45-64	Germen (2-0)	Kohn (1-1)	Bradford (2)	4	15.5	3.21	1,747
110	7/28	MON	R	LAS	L	3	9	1	5	12	1	L2	45-65	Lannan (1-0)	Grube (7-6)	Germen (1)	4	16.5	2.57	3,106
111	7/29	TUE	H	TAC	W	5	9	0	3	10	0	W1	46-65	Lerew (3-4)	Walker (4-2)	Carpenter (3)	4	15.5	2.50	4,696
112	7/30	WED	H	TAC	L	3	10	0	6	8	1	L1	46-66	Pries (8-6)	Clay (3-2)	C. Smith (8)	4	15.5	3.02	4,736
113	7/31	THU	H	TAC	L	1	5	1	4	13	9	L2	46-67	Beavan (3-0)	Volstad (0-1)		4	16.5	3.09	10,752
114	8/1	FRI	H	TAC	W	4	8	0	3	11	0	W1	47-67	LeBlanc (8-2)	Gilheaney (3-9)	Salas (1)	4	15.5	2.47	7,111
115	8/2	SAT	R	FRE	L	7	13	3	11	13	0	L1	47-68	Fleet (2-0)	Grube (7-7)		4	15.5	3.18	10,675
116	8/3	SUN	R	FRE	W	7	12	0	0	6	2	W1	48-68	Herrera (3-4)	Kickham (7-7)		4	15.5	3.11	3,833
117	8/4	MON	R	FRE	L	1	6	0	4	8	0	L1	48-69	Heston (10-6)	Clay (3-3)		4	16.5	2.54	6,070
118	8/5	TUE	R	FRE	L	5	8	1	6	8	1	L2	48-70	Bochy (3-4)	Brady (0-2)	Rosario (1)	4	17.5	2.46	5,910
119	8/7	THU	H	ELP	L	2	12	0	13	17	0	L3	48-71	Orramas (5-6)	LeBlanc (8-3)		4	17.5	3.27	6,140
120	8/8	FRI	H	ELP	L	5	12	0	6	11	0	L4	48-72	Wisler (7-4)	Grube (7-8)	Sullivan (8)	4	18.5	2.58	7,077
121	8/9	SAT	H	ELP	L	7	13	1	11	14	2	L5	48-73	Lane (7-9)	Wolf (5-2)		4	19.5	3.18	13,512
122	8/10	SUN	H	ELP	W	7	9	0	5	9	0	W1	49-73	Herrera (4-4)	LaFromboise (1-2)	Richardson (1)	4	19.5	3.05	4,062
123	8/11	MON	H	ELP	W	8	10	1	7	9	1	W2	50-73	Volstad (1-1)	Roach (4-5)	Richardson (2)	4	18.5	3.02	10,817
124	8/12	TUE	R	OMA	W	8	9	0	1	4	2	W3	51-73	LeBlanc (9-3)	Hendriks (2-1)		4	18.5	2.51	3,340
125	8/13	WED	R	OMA	L	3	4	1	5	7	1	L1	51-74	Brooks (9-3)	Grube (7-9)		4	19.5	2.59	5,038
126	8/14	THU	R	OMA	W	11	12	0	8	15	2	W1	52-74	Bedrosian (1-0)	Coleman (5-1)	Kohn (6)	4	18.5	3.55	4,923
127	8/15	FRI	R	OMA	L	4	9	1	7	12	1	L1	52-75	Mortensen (5-3)	Clay (3-4)		4	19.5	3.02	9,023
128	8/16	SAT	R	IOW	W	5	11	1	3	9	2	W1	53-75	Volstad (2-1)	Pimentel (3-9)	Kohn (7)	4	18.5	3.05	10,404
129	8/17	SUN	R	IOW	W	3	10	0	2	9	1	W2	54-75	LeBlanc (10-3)	Doubtron (0-1)	Richardson (1)	4	17.5	2.56	10,593
130	8/18	MON	R	IOW	W	7	13	0	5	7	0	W3	55-75	Lerew (4-4)	Rusin (7-13)	Kohn (8)	4	16.5	3.16	6,269
131	8/19	TUE	R	IOW	W	4	6	1	2	7	0	W4	56-75	Carpenter (2-1)	Beeler (8-6)	Bedrosian (2)	4	16.5	3.05	7,107
132	8/20	WED	H	RR	L	2	9	0	5	12	0	L1	56-76	Ross Jr. (5-4)	Clay (3-5)	Adcock (2)	4	16.5	2.35	10,518
133	8/21	THU	H	RR	L-11	8	12	0	9	17	0	L2	56-77	Reyes (1-1)	Pestano (0-1)		4	17.5	4.12	11,422
134	8/23	SAT	H	RR	W	7	10	3	6	8	0	W1	57-77	Grube (8-9)	West (2-3)		4	17.5	2.00	---
135	8/23	SAT	H	RR	L	4	9	0	1	8	0	L1	57-78	Cabrera (2-2)	Lerew (4-5)	Patton (17)	4	18.5	2.18	13,092
136	8/24	SUN	H	NO	L	6	12	0	8	12	0	L2	57-79	Vamer (5-1)	Newby (0-4)	Roe (14)	4	19.5	3.12	4,294
137	8/25	MON	H	NO	L	5	11	0	6	9	2	L3	57-80	Sanabria (7-5)	Clay (3-6)	Caminero (9)	4	20.5	3.07	8,165
138	8/26	TUE	H	NO	W	11	18	0	2	7	0	W1	58-80	De La Rosa (3-2)	Villanueva (10-10)		4	20.5	3.09	6,020
139	8/27	WED	H	NO	W	6	9	3	5	10	1	W2	59-80	Pestano (1-1)	Ames (0-1)		4	20.5	2.50	10,093
140	8/28	THU	R	ELP	L	7	11	2	8	7	0	L1	59-81	O'Grady (6-1)	Bedrosian (1-1)	Kohlscheen (1)	4	20.5	3.21	8,740
141	8/29	FRI	R	ELP	W	8	15	0	6	13	0	W1	60-81	Wolf (6-2)	Orramas (7-7)	De La Rosa (3)	4	19.5	3.10	9,013
142	8/30	SAT	R	ELP	L	7	13	0	9	12	2	L1	60-82	Wisler (9-5)	LeBlanc (10-4)		4	20.0	3.00	9,837
143	8/31	SUN	R	ELP	L	1	9	0	4	10	0	L2	60-83	Wieland (2-1)	Clay (3-7)		4	20.0	2.34	9,632
144	9/1	MON	R	ELP	L	4	8	0	10	13	1	L3	60-84	O'Grady (7-1)	Lerew (4-6)		4	21.0	2.41	9,027

2014 SEASON

2014 Season

Final Stats

Batters

BATTERS	AVG	G	AB	R	H	2B	3B	HR	RBI	TB	BB	IBB	SO	SB	CS	OBP	SLG	OPS	SF	SAC	HP	DP	1B	2B	3B	SS	OF	C	E
Albitz, Vance	.325	60	206	27	67	17	5	2	25	100	7	0	19	2	3	.349	.485	834	1	3	1	0	43	0	14	0	0	3	
*Boesch, Brennan	.332	95	374	68	124	25	7	25	85	238	29	2	86	10	4	.381	.636	1,017	2	0	2	8	0	0	0	81	0	3	
1 *Borenstein, Zach	.256	30	117	11	30	4	0	2	22	40	3	0	33	0	2	.279	.342	621	1	1	1	0	0	0	0	30	0	1	
Buck, John	.294	33	119	13	35	8	0	2	15	49	13	0	22	0	0	.370	.412	782	1	0	2	6	2	0	0	0	22	0	
*Calhoun, Cole	.500	5	22	7	11	2	1	1	5	18	0	0	3	0	1	.500	.818	1,318	0	0	0	0	0	0	0	0	4	0	
*Campana, Tony	.267	53	202	31	54	6	2	0	17	64	18	0	39	9	9	.330	.317	.647	0	6	1	0	0	0	0	0	52	0	
T *Campana, Tony	.277	100	365	62	101	11	6	0	34	124	30	0	67	17	11	.336	.490	.676	1	9	3	0	0	0	0	0	90	0	
Cowgill, Collin	.333	3	12	4	4	2	0	0	0	6	2	0	2	0	0	.429	.500	.929	0	0	0	0	0	0	0	0	2	0	
Cron, C.J.	.316	49	190	30	60	14	1	7	33	97	18	1	40	2	1	.385	.511	.896	1	0	4	3	42	0	0	0	0	0	
DeLaRosa, Anderson	.256	10	39	3	10	3	0	0	6	13	0	0	9	0	0	.256	.333	.590	0	0	0	0	0	0	0	0	0	9	
Field, Tommy	.285	80	302	55	86	18	4	7	33	133	28	0	63	5	1	.351	.440	.791	4	3	5	11	0	15	16	48	0	0	
Freese, David	.200	3	10	4	2	0	0	2	4	8	4	0	1	0	0	.429	.800	1,229	0	0	0	0	0	0	2	0	0		
*Good, Riley	.500	1	2	0	1	0	0	0	0	1	0	0	0	0	0	.500	.500	1,000	0	0	0	0	0	0	0	0	1	0	
Green, Grant	.333	48	198	38	66	17	3	5	42	104	13	0	31	4	2	.379	.525	904	1	0	2	7	5	4	15	18	7		
*Hamilton, Josh	.462	3	13	2	6	2	0	0	0	8	0	0	2	0	0	.462	.615	1,077	0	0	0	1	0	0	0	0	2	0	
*Heid, Drew	.250	24	80	9	20	1	2	0	10	26	5	0	18	1	0	.287	.313	.600	2	2	0	1	0	0	0	0	20	2	
Hester, John	.261	71	241	31	63	16	1	6	29	99	26	1	70	3	0	.338	.411	.749	2	1	3	9	0	0	0	0	0		
Jimenez, Luis	.286	117	469	67	134	34	3	21	76	237	24	1	75	12	4	.321	.505	.826	4	2	2	9	11	0	81	0	0		
*Komatsu, Erik	.067	7	15	1	1	0	0	0	1	2	2	0	3	0	0	.176	.133	.310	0	1	0	1	0	0	0	0	7	0	
1 *Lindsay, Taylor	.247	75	295	50	73	13	4	8	30	118	31	1	44	7	2	.323	.400	.723	0	5	2	6	71	0	0	0	0		
*Long, Matt	.261	64	241	48	63	11	1	5	29	91	37	2	65	18	1	.360	.378	.737	0	3	0	2	0	1	6	6	52	4	
Lopez, Roberto	.293	115	400	51	117	21	2	11	56	175	25	0	70	4	5	.340	.438	.778	6	2	7	11	38	0	5	0	60		
1 Martinez, Luis	.262	53	191	25	50	15	0	4	22	77	15	0	33	0	0	.329	.403	.732	0	2	4	8	0	0	0	0	48		
*Navarro, Efrén	.326	72	273	45	89	19	3	4	50	126	43	1	47	2	1	.418	.462	.880	1	0	1	6	31	0	0	0	27		
#O'Malley, Shawn	.330	89	318	60	105	19	9	3	38	151	39	0	44	13	4	.411	.475	.886	3	9	7	4	0	13	5	56			
*Shuck, J.B.	.320	102	406	64	130	18	5	57	181	43	2	30	9	6	.362	.446	.828	9	4	3	11	0	0	0	0	0			
*Stewart, Ian	.198	36	121	21	24	3	0	5	13	42	18	0	42	0	0	.310	.347	.657	1	0	2	1	14	2	9	0			
Swift, Jimmy	.247	21	77	10	19	4	0	1	12	26	2	0	17	0	0	.268	.338	.606	2	2	1	1	0	0	6	15			
*Wheeler, Ryan	.326	25	92	13	30	1	0	2	15	37	8	1	19	0	0	.373	.402	.775	2	0	0	2	8	0	0	1			
T *Wheeler, Ryan	.268	84	302	31	81	10	0	6	35	109	23	1	62	0	2	.317	.361	.678	5	1	1	10	12	0	56	0			
Zaneski, Zach	.250	5	12	0	3	1	0	0	4	4	0	0	6	0	0	.250	.333	.583	0	1	0	1	0	0	0	0			
TEAM TOTAL	.293	144	5037	788	1477	295	57	128	725	2270	453	12	933	102	46	.395	.451	.805	43	47	50	112					104		

2014 SEASON

Pitchers

PITCHERS	W-L	ERA	G	GS	CG	SHO	SV	SVO	IP	H	R	ER	HR	HB	BB	IBB	SO	BK	WP	GO/AODP	WHIP	AVG	AB	TBF	SF	GF	HLD
*Alvarez, Jose	0-2	6.75	6	6	0	0	0	0	30.2	35	25	23	8	4	15	0	0	1.63	4	1.63	.285	123	143	0	0	0	
Bedrosian, Cam	1-1	7.71	8	0	0	0	2	4	7.0	5	6	6	0	3	6	1	0	1.70	0	1.75	1.57	192	26	35	0	6	
Berg, Jeremy	3-2	7.50	38	0	0	0	0	4	48.0	68	47	40	4	7	14	0	46	0	3	0.87	2	1.71	332	205	232	5	
*Boshers, Buddy	1-0	6.23	11	0	0	0	0	1	13.0	10	9	9	1	0	13	0	12	0	0	1.75	2	1.77	227	44	57	2	
Boyd, Jake	0-0	0.00	2	0	0	0	0	0	3.1	3	0	0	0	1	1	0	1	0	0	2.50	1	1.20	273	11	13	0	
Brady, Michael	0-2	7.01	17	1	0	0	2	2	25.2	30	21	20	1	0	13	0	21	0	2	1.12	1.68	294	102	119	3		
Carpenter, David	2-1	3.94	21	1	0	0	3	3	29.2	30	11	11	0	0	12	0	22	0	1	1.00	5	1.42	263	114	126	0	
*Carson, Robert	0-1	10.34	14	0	0	0	0	1	15.2	23	18	8	2	0	13	0	9	0	1	0.81	0	2.30	343	67	83	1	
Castillo, Yeiper	1-0	0.00	1	0	0	0	0	0	3.1	0	0	0	0	1	0	0	2	0	0	1.00	0	0.00	10	11	0		
Chaffee, Ryan	1-2	6.08	31	0	0	0	2	3	37.0	42	25	25	2	0	28	0	45	0	8	0.94	1	1.89	290	145	175	1	
Clay, Caleb	3-7	5.09	12	1	1	0	0	0	76.0	87	44	43	14	1	17	0	45	0	1	0.89	10	1.37	288	302	322	1	
De La Rosa, Dane	3-2	5.33	27	0	0	0	3	4	25.1	21	16	15	2	0	18	0	21	0	3	1.41	4	1.54	226	93	113	2	
Grube, Jarrett	8-9	5.56	27	1	0	0	0	0	147.1	164	99	91	26	7	41	0	121	0	4	0.72	9	1.39	279	588	640	4	
Heid, Drew	0-0	9.00	1	0	0	0	0	0	1.0	3	1	1	0	0	0	0	0	0	2.00	0	3.00	500	6	6	0		
Herrera, Yoslan	4-4	2.52	41	0	0	0	5	12	50.0	51	16	14	3	3	16	2	47	0	2	1.73	5	1.34	266	192	218	3	
Johnson, Kevin	0-0	40.50	1	0	0	0	0	0	0.2	4	3	3	1	0	1	0	0	0	0	2.00	7.50	667	6	7	0		
Kohn, Michael	1-1	4.76	33	0	0	0	8	11	34.0	28	18	6	1	27	0	33	0	3	0.48	3	1.62	228	123	154	2		
*LeBlanc, Wade	10-4	4.43	22	2	1	0	0	0	128.0	143	68	63	11	4	42	0	119	0	1	0.88	9	1.45	288	496	551	4	
Lerew, Anthony	4-6	6.75	22	14	0	0	0	0	82.2	116	67	62	12	2	34	0	56	0	2	1.35	10	1.81	336	345	389	5	
Lopez, Roberto	0-0	0.00	1	0	0	0	0	0	1.0																		

2014 Transactions

#	DATE	TYPE	NAME	POS	WHERE TO	WHERE FROM	INJURY
1	4-9-14	Delete	J.B. Shuck	OF	Los Angeles Angels	Salt Lake Bees	
2	4-12-14	Add	Nick Maronde	P	Salt Lake Bees	Los Angeles Angels	
3	4-13-14	Delete	Yoslan Herrera	P	Los Angeles Angels	Salt Lake Bees	
4	4-13-14	Delete	Jose Alvarez	P	Los Angeles Angels	Salt Lake Bees	
5	4-13-14	Add	Matt Shoemaker	P	Salt Lake Bees	Los Angeles Angels	
6	4-13-14	Add	Dane De La Rosa	P	Salt Lake Bees	Los Angeles Angels	
7	4-16-14	Delete	Dane De La Rosa	P	Los Angeles Angels	Salt Lake Bees	Original move voided
7	4-16-14	Delete	David Carpenter	P	Arkansas Travelers	Salt Lake Bees	
8	4-16-14	Add	Michael Morin	P	Salt Lake Bees	Arkansas Travelers	
9	4-16-14	Add	Michael Brady	P	Salt Lake Bees	Arkansas Travelers	
10	4-16-14	Delete	Brennan Boesch	OF	Los Angeles Angels	Salt Lake Bees	
11	4-16-14	Add	Shawn O'Malley	OF	Salt Lake Bees	Arkansas Travelers	
12	4-18-14	Delete	Josh Wall	P	Los Angeles Angels	Salt Lake Bees	
13	4-18-14	Add	Jose Alvarez	P	Salt Lake Bees	Los Angeles Angels	
14	4-21-14	Delete	Joe Martinez	P	Retired	Salt Lake Bees	
15	4-21-14	Add	Josh Wall	P	Salt Lake Bees	Los Angeles Angels	
16	4-21-14	Add	Kurt Spomer	P	Salt Lake Bees	Inland Empire 66ers	
17	4-21-14	Delete	Nick Maronde	P	Los Angeles Angels	Salt Lake Bees	
18	4-22-14	Delete	Shawn O'Malley	OF	Disabled List	Salt Lake Bees	Groin strain
19	4-22-14	Add	Drew Heid	OF	Salt Lake Bees	Arkansas Travelers	
20	4-24-14	Delete	Kurt Spomer	P	Inland Empire 66ers	Salt Lake Bees	
21	4-25-14	Add	Jimmy Swift	INF	Salt Lake Bees	Arkansas Travelers	
22	4-25-14	Delete	Tommy Field	INF	Disabled List	Salt Lake Bees	Right hamstring strain
23	4-27-14	Add	Brennan Boesch	OF	Salt Lake Bees	Los Angeles Angels	
24	4-27-14	Delete	Michael Morin	P	Los Angeles Angels	Salt Lake Bees	
25	4-29-14	Add	Danny Reynolds	P	Salt Lake Bees	Inland Empire 66ers	
26	4-30-14	Delete	Josh Wall	P	Disabled List	Salt Lake Bees	Tricep Strain (Retro to 4/27)
27	5-2-14	Add	Yoslan Herrera	P	Salt Lake Bees	Los Angeles Angels	
28	5-2-14	Delete	Grant Green	INF	Los Angeles Angels	Salt Lake Bees	
29	5-3-14	Delete	C.J. Cron	INF	Los Angeles Angels	Salt Lake Bees	
30	5-3-14	Delete	Luis Jimenez	INF	Los Angeles Angels	Salt Lake Bees	
31	5-3-14	Add	Riley Good	OF	Salt Lake Bees	Extended Spring	
32	5-3-14	Add	J.B. Shuck	OF	Salt Lake Bees	Los Angeles Angels	
33	5-4-14	Delete	Danny Reynolds	P	Inland Empire 66ers	Salt Lake Bees	
34	5-4-14	Add	Dustin Richardson	P	Salt Lake Bees	Free Agent	
35	5-4-14	Add	Dane De La Rosa	P	Salt Lake Bees	Los Angeles Angels	Major League Rehab Assignment
36	5-5-14	Delete	Riley Good	OF	Extended Spring	Salt Lake Bees	
37	5-5-14	Delete	Cory Rasmus	P	Los Angeles Angels	Salt Lake Bees	
38	5-5-14	Add	Luis Jimenez	INF	Salt Lake Bees	Los Angeles Angels	
39	5-8-14	Delete	Buddy Boshers	P	Designated for Assignment	Salt Lake Bees	Designated for Assignment
40	5-8-14	Add	Nick Maronde	P	Salt Lake Bees	Los Angeles Angels	
41	5-9-14	Add	Brooks Raley	P	Salt Lake Bees	Claimed off waivers (Twins)	
42	5-9-14	Delete	Efren Navarro	INF	Los Angeles Angels	Salt Lake Bees	
43	5-10-14	Add	Ryan Chaffee	P	Salt Lake Bees	Arkansas Travelers	
44	5-10-14	Delete	Rob Carson	P	Released	Salt Lake Bees	
45	5-12-14	Add	Kurt Spomer	P	Salt Lake Bees	Inland Empire 66ers	
46	5-12-14	Delete	Luis Jimenez	INF	Los Angeles Angels	Salt Lake Bees	
47	5-12-14	Add	Erik Komatsu	OF	Salt Lake Bees	Free Agent	
50	5-14-14	Delete	Matt Shoemaker	P	Los Angeles Angels	Salt Lake Bees	
51	5-14-14	Delete	Jose Alvarez	P	Disabled List	Salt Lake Bees	Elbow strain (Retro to 5/10)
52	5-14-14	Delete	Kurt Spomer	P	Inland Empire 66ers	Salt Lake Bees	
53	5-14-14	Add	Anderson De La Rosa	C	Salt Lake Bees	Arkansas Travelers	
54	5-14-14	Add	Cory Rasmus	P	Salt Lake Bees	Los Angeles Angels	
55	5-15-14	Delete	John Hester	C	Disabled List	Salt Lake Bees	Groin Injury (Retro to 5/14)
56	5-16-14	Add	Kole Calhoun	OF	Salt Lake Bees	Los Angeles Angels	Rehab Assignment
57	5-17-14	Add	David Freese	INF	Salt Lake Bees	Los Angeles Angels	Rehab Assignment
58	5-18-14	Add	Josh Wall	P	Salt Lake Bees	Disabled List	

2014 Season

2014 Transactions

#	DATE	TYPE	NAME	POS	WHERE TO	WHERE FROM	INJURY
59	5-20-14	Delete	Brandon Lyon	P	Opted out of contract	Salt Lake Bees	
60	5-21-14	Add	Luis Jimenez	INF	Salt Lake Bees	Los Angeles Angels	
61	5-21-14	Delete	David Freese	INF	Los Angeles Angels	Salt Lake Bees	End of rehab assignment
62	5-21-14	Delete	Brennan Boesch	OF	Disabled List	Salt Lake Bees	Oblique strain (retro to 5/18)
63	5-21-14	Add	Anthony Lerew	P	Salt Lake Bees	Free Agent	
64	5-21-14	Add	Hector Santiago	P	Salt Lake Bees	Los Angeles Angels	
65	5-21-14	Delete	Kole Calhoun	OF	Los Angeles Angels	Salt Lake Bees	End of rehab assignment
66	5-22-14	Add	Josh Hamilton	OF	Salt Lake Bees	Los Angeles Angels	MLB Rehab Assignment
67	5-23-14	Delete	Nick Maronde	P	Arkansas Travelers	Salt Lake Bees	
68	5-23-14	Delete	Drew Heid	OF	Arkansas Travelers	Salt Lake Bees	
69	5-23-14	Delete	Jimmy Swift	INF	Arkansas Travelers	Salt Lake Bees	
70	5-23-14	Delete	Josh Wall	P	Indianapolis Indians	Salt Lake Bees	Claimed Off Waivers by Pittsburgh
71	5-23-14	Add	Brandon Sisk	P	Salt Lake Bees	Arkansas Travlrs	
72	5-23-14	Add	Tommy Field	INF	Salt Lake Bees	Disabled List	
73	5-24-14	Add	Efen Navarro	INF	Salt Lake Bees	Los Angeles Angels	
74	5-24-14	Add	Ian Stewart	INF	Salt Lake Bees	Los Angeles Angels	MLB Rehab Assignment
75	5-25-14	Add	Zach Borenstein	OF	Salt Lake Bees	Arkansas Travelers	
76	5-25-14	Delete	Erik Komatsu	OF	Arkansas Travelers	Salt Lake Bees	
77	5-25-14	Add	Matt Shoemaker	P	Salt Lake Bees	Los Angeles Angels	
78	5-25-14	Delete	Wade LeBlanc	P	Los Angeles Angels	Salt Lake Bees	
79	5-28-14	Add	Kyler Newby	P	Salt Lake Bees	Free Agent	
80	5-28-14	Delete	Michael Brady	P	Arkansas Travelers	Salt Lake Bees	
81	5-29-14	Delete	Matt Shoemaker	P	Los Angeles Angels	Salt Lake Bees	
82	5-31-14	Add	John Hester	C	Salt Lake Bees	Disabled List	
83	5-31-14	Add	Yeiper Castillo	P	Salt Lake Bees	Inland Empire 66ers	
84	5-31-14	Delete	Jarrett Grube	P	Los Angeles Angels	Salt Lake Bees	
85	6-1-14	Add	Brennan Boesch	OF	Salt Lake Bees	Disabled List	
86	6-1-14	Add	Kevin Johnson	P	Salt Lake Bees	Arkansas Travelers	
87	6-1-14	Delete	Yoslan Herrera	P	Disabled List	Salt Lake Bees	Right groin strain
88	6-3-14	Add	Vance Albiz	INF	Salt Lake Bees	Arkansas Travelers	
89	6-3-14	Delete	Anderson De La Rosa	C	Arkansas Travelers	Salt Lake Bees	
90	6-3-14	Add	Jarrett Grube	P	Salt Lake Bees	Los Angeles Angels	
91	6-3-14	Delete	Matt Long	OF	Disabled List	Salt Lake Bees	Left hamstring strain (retro to 6/1)
92	6-3-14	Delete	Taylor Lindsey	INF	Disabled List	Salt Lake Bees	Concussion-like symptoms (retro to 6/1)
93	6-3-14	Delete	Josh Hamilton	OF	Los Angeles Angels	Salt Lake Bees	End of Rehab assignment
94	6-4-14	Add	Dane De La Rosa	P	Salt Lake Bees	Los Angeles Angels	End of Rehab assignment/assigned to SL
95	6-4-14	Add	Michael Kohn	P	Salt Lake Bees	Los Angeles Angels	
96	6-4-14	Delete	Kevin Johnson	P	Arkansas Travelers	Salt Lake Bees	
97	6-7-14	Add	Joel Pineiro	P	Salt Lake Bees	Free Agent	
98	6-7-14	Delete	Yeiper Castillo	P	Released	Salt Lake Bees	
99	6-7-14	Add	Grant Green	INF	Salt Lake Bees	Los Angeles Angels	
100	6-7-14	Delete	Cory Rasmus	P	Los Angeles Angels	Salt Lake Bees	
101	6-10-14	Delete	Hector Santiago	P	Los Angeles Angels	Salt Lake Bees	
102	6-10-14	Delete	Brooks Raley	P	Disabled List	Salt Lake Bees	Left elbow impingement (Retro to 6/8)
103	6-10-14	Delete	Luis Martinez	C	Temporary Inactive List	Salt Lake Bees	Paternity Leave
104	6-10-14	Add	Yoslan Herrera	P	Salt Lake Bees	Disabled List	
105	6-10-14	Add	Zach Zaneski	C	Salt Lake Bees	Arkansas Travelers	
106	6-10-14	Add	Jake Boyd	P	Salt Lake Bees	Inland Empire 66ers	
107	6-14-14	Delete	Jake Boyd	P	Inland Empire 66ers	Salt Lake Bees	
108	6-14-14	Add	Fernando Nieve	P	Salt Lake Bees	Free Agent	
109	6-15-14	Add	Luis Martinez	C	Salt Lake Bees	Temporary Inactive List	
110	6-15-14	Delete	Zach Zaneski	C	Extended Spring Training	Salt Lake Bees	
111	6-15-14	Delete	Dane De La Rosa	P	Los Angeles Angels	Salt Lake Bees	
112	6-17-14	Add	Wade LeBlanc	P	Salt Lake Bees	Free Agent	
113	6-20-14	Delete	Shawn O'Malley	INF	Disabled List	Salt Lake Bees	Left groin strain (Retro to 6/19)
114	6-20-14	Add	Zach Zaneski	C	Salt Lake Bees	Extended Spring Training	
115	6-20-14	Delete	Grant Green	INF	Los Angeles Angels	Salt Lake Bees	
116	6-20-14	Add	Dane De La Rosa	P	Salt Lake Bees	Los Angeles Angels	

2014 SEASON

2014 Transactions

#	DATE	TYPE	NAME	POS	WHERE TO	WHERE FROM	INJURY
117	6-20-14	Delete	Ryan Chaffee	P	Disabled List	Salt Lake Bees	right elbow impingement (Retro to 6/18)
118	6-20-14	Add	Caleb Clay	P	Salt Lake Bees	Free Agent	
119	6-21-14	Add	Ian Stewart	INF	Salt Lake Bees	Los Angeles Angels	
120	6-21-14	Delete	Efren Navarro	INF	Los Angeles Angels	Salt Lake Bees	
121	6-22-14	Delete	Zach Zaneski	C	Disabled List	Salt Lake Bees	Oblique strain
122	6-22-14	Delete	Dustin Richardson	P	Disabled List	Salt Lake Bees	Ankle sprain
123	6-22-14	Add	Taylor Lindsey	INF	Salt Lake Bees	Disabled List	
124	6-22-14	Add	Matt Long	OF	Salt Lake Bees	Disabled List	
125	6-26-14	Add	Tyler Skaggs	P	Salt Lake Bees	Los Angeles Angels	MLB Rehab Assignment
126	6-28-14	Add	Efren Navarro	INF	Salt Lake Bees	Los Angeles Angels	
127	6-28-14	Delete	Michael Kohn	P	Los Angeles Angels	Salt Lake Bees	
129	6-30-14	Add	Ryan Chaffee	P	Salt Lake Bees	Disabled List	
130	6-30-14	Delete	Joel Pineiro	P	Released	Salt Lake Bees	
131	7-1-14	Add	Michael Kohn	P	Salt Lake Bees	Los Angeles Angels	
132	7-1-14	Delete	Zach Borenstein	OF	Arkansas Travelers	Salt Lake Bees	
133	7-2-14	Delete	Tyler Skaggs	P	Los Angeles Angels	Salt Lake Bees	End of Rehab Assignment
134	7-4-14	Add	Shawn O'Malley	INF	Salt Lake Bees	Disabled List	
135	7-4-14	Delete	Vance Albiz	INF	Orem Owlz	Salt Lake Bees	
136	7-5-14	Delete	Matt Long	OF	Arkansas Travelers	Salt Lake Bees	
137	7-5-14	Add	Tony Campana	OF	Salt Lake Bees	Arizona Diamondbacks	Traded from Diamondbacks organization
138	7-6-14	Delete	Brandon Sisk	P	Released	Salt Lake Bees	
139	7-6-14	Add	Cory Rasmus	P	Salt Lake Bees	Los Angeles Angels	
140	7-9-14	Add	Grant Green	INF	Salt Lake Bees	Los Angeles Angels	
141	7-9-14	Add	Dustin Richardson	P	Salt Lake Bees	Disabled List	
142	7-9-14	Delete	Dane De La Rosa	P	Disabled List	Salt Lake Bees	Right Knee Meniscus Tear
143	7-9-14	Delete	Jeremy Berg	P	Released	Salt Lake Bees	
144	7-10-14	Delete	Cory Rasmus	P	Los Angeles Angels	Salt Lake Bees	
145	7-10-14	Add	David Carpeneter	P	Salt Lake Bees	Los Angeles Angels	
146	7-12-14	Delete	Efren Navarro	INF	Los Angeles Angels	Salt Lake Bees	
147	7-13-14	Delete	Grant Green	INF	Los Angeles Angels	Salt Lake Bees	
148	7-18-14	Add	Chris Volstad	P	Salt Lake Bees	Free Agent	
149	7-18-14	Delete	Zach Zaneski	C	Disabled List	Salt Lake Bees	Right Oblique Strain
150	7-19-14	Delete	Taylor Lindsey	INF	San Diego Padres	Salt Lake Bees	Traded to Padres organization
151	7-19-14	Delete	Ian Stewart	INF	Designated For Assignment	Salt Lake Bees	
152	7-19-14	Add	C.J. Cron	INF	Salt Lake Bees	Los Angeles Angels	
153	7-21-14	Add	John Buck	C	Salt Lake Bees	Free Agent	
154	7-23-14	Add	Ian Stewart	INF	Salt Lake Bees	Accepted Assignment	
155	7-23-14	Delete	C.J. Cron	INF	Los Angeles Angels	Salt Lake Bees	
156	7-25-14	Delete	Justin Thomas	P	Kia Tigers (Korea)	Salt Lake Bees	
157	7-26-14	Add	Randy Wolf	P	Salt Lake Bees	Free Agent	
158	7-26-14	Add	Fernando Salas	P	Salt Lake Bees	Los Angeles Angels	
159	7-26-14	Delete	J.B. Shuck	OF	Los Angeles Angels	Salt Lake Bees	
160	7-27-14	Add	Zach Zaneski	C	Salt Lake Bees	Disabled List	
161	7-27-14	Delete	Luis Jimenez	INF	Temporary Inactive List	Salt Lake Bees	Paternity Leave
162	7-28-14	Delete	Fernando Nieve	P	Disabled List	Salt Lake Bees	Right rotator cuff strain (retro to 7/26)
163	7-31-14	Add	Luis Jimenez	INF	Salt Lake Bees	Temporary Inactive List	
164	8-1-14	Add	Collin Cowgill	OF	Salt Lake Bees	Los Angeles Angels	MLB Rehab Assignment
165	8-2-14	Add	J.B. Shuck	OF	Salt Lake Bees	Los Angeles Angels	
166	8-2-14	Delete	Luis Martinez	C	Released	Salt Lake Bees	
167	8-2-14	Add	Ryan Wheeler	INF	Salt Lake Bees	Waivers	
168	8-2-14	Delete	David Carpenter	P	Designated For Assignment	Salt Lake Bees	
169	8-2-14	Delete	Kyler Newby	P	Disabled List	Salt Lake Bees	Right Oblique Strain (Retro to 7/31)
170	8-3-14	Add	Kurt Spomer	P	Salt Lake Bees	Inland Empire 66ers	
171	8-3-14	Delete	Fernando Salas	P	Los Angeles Angels	Salt Lake Bees	
172	8-4-14	Delete	Collin Cowgill	OF	Los Angeles Angels	Salt Lake Bees	End of MLB Rehab Assignment
173	8-5-14	Add	Michael Brady	P	Salt Lake Bees	Arkansas Travelers	
174	8-7-14	Delete	Kurt Spomer	P	Arkansas Travelers	Salt Lake Bees	
175	8-7-14	Add	David Carpenter	P	Salt Lake Bees	Waivers	Accepted Assignment

2014 Season

2014 Transactions

#	DATE	TYPE	NAME	POS	WHERE TO	WHERE FROM	INJURY
176	8-8-14	Delete	Tommy Field	INF	Designated For Assignment	Salt Lake Bees	
177	8-8-14	Add	Vinnie Pestano	P	Salt Lake Bees	Cleveland Indians	Traded from Cleveland Indians
178	8-10-14	Delete	Vinnie Pestano	P	Los Angeles Angels	Salt Lake Bees	
179	8-10-14	Delete	Caleb Clay	P	Los Angeles Angels	Salt Lake Bees	
180	8-10-14	Add	C.J. Cron	INF	Salt Lake Bees	Los Angeles Angels	
181	8-10-14	Add	Cam Bedrosian	P	Salt Lake Bees	Los Angeles Angels	
182	8-12-14	Delete	Brennan Boesch	OF	Los Angeles Angels	Salt Lake Bees	
183	8-12-14	Add	Caleb Clay	P	Salt Lake Bees	Los Angeles Angels	
184	8-16-14	Delete	Michael Brady	P	Arkansas Travelers	Salt Lake Bees	
185	8-16-14	Add	Vinnie Pestano	P	Salt Lake Bees	Los Angeles Angels	
186	8-19-14	Delete	Zach Zaneski	C	Arkansas Travelers	Salt Lake Bees	
187	8-20-14	Add	Kyler Newby	P	Salt Lake Bees	Disabled List	
188	8-21-14	Add	Brennan Boesch	OF	Salt Lake Bees	Los Angeles Angels	
189	8-21-14	Delete	Wade LeBlanc	P	Los Angeles Angels	Salt Lake Bees	
190	8-21-14	Delete	Cam Bedrosian	P	Los Angeles Angels	Salt Lake Bees	
191	8-22-14	Add	Dane De La Rosa	P	Salt Lake Bees	Disabled List	
192	8-22-14	Add	Grant Green	INF	Salt Lake Bees	Los Angeles Angels	MLB Rehab Assignment
193	8-23-14	Delete	Ryan Chaffee	P	Arkansas Travelers	Salt Lake Bees	
194	8-23-14	Add	Cam Bedrosian	P	Salt Lake Bees	Los Angeles Angels	
195	8-26-14	Delete	Yoslan Herrera	P	Los Angeles Angels	Salt Lake Bees	
196	8-29-14	Add	Wade LeBlanc	P	Salt Lake Bees	Waivers	Accepted Assignment
197	8-30-14	Add	Efren Navarro	INF	Salt Lake Bees	Los Angeles Angels	
198	8-30-14	Delete	Ian Stewart	INF	Disabled List	Salt Lake Bees	Left Elbow Strain
199	8-30-14	Delete	Chris Volstad	P	Disabled List	Salt Lake Bees	Right Elbow Sprain
200	8-31-14	Add	Cory Rasmus	P	Salt Lake Bees	Los Angeles Angels	
201	8-31-14	Delete	Grant Green	INF	Los Angeles Angels	Salt Lake Bees	End of MLB Rehab
202	9-2-14	Delete	Cam Bedrosian	P	Los Angeles Angels	Salt Lake Bees	
203	9-2-14	Delete	Vinnie Pestano	P	Los Angeles Angels	Salt Lake Bees	
204	9-2-14	Delete	Cory Rasmus	P	Los Angeles Angels	Salt Lake Bees	
205	9-2-14	Delete	Brennan Boesch	OF	Los Angeles Angels	Salt Lake Bees	
206	9-2-14	Delete	Tony Campana	OF	Los Angeles Angels	Salt Lake Bees	
207	9-2-14	Delete	C.J. Cron	IF	Los Angeles Angels	Salt Lake Bees	
208	9-2-14	Delete	Luis Jimenez	IF	Los Angeles Angels	Salt Lake Bees	
209	9-2-14	Delete	Shawn O'Malley	IF	Los Angeles Angels	Salt Lake Bees	
210	9-2-14	Delete	Efren Navarro	IF	Los Angeles Angels	Salt Lake Bees	
211	9-2-14	Delete	Wade LeBlanc	P	Los Angeles Angels	Salt Lake Bees	
212	9-2-14	Delete	John Buck	C	Los Angeles Angels	Salt Lake Bees	

2014 SEASON

Efren Navarro



2014 SEASON

2014 Season

Home Team Statistics - Hitters

PLAYERS	AVG	G	AB	R	H	2B	3B	HR	RBI	BB	SO	SB	CS	SLG	OBP	E
1 Albitz, Vance	.286	31	105	14	30	8	1	0	7	3	10	1	2	.381	.312	0
*Boesch, Brennan	.347	52	202	44	70	17	4	17	49	20	50	3	2	.723	.408	0
*Borenstein, Zach	.341	12	44	4	15	3	0	1	7	2	15	0	2	.477	.383	1
Buck, John	.274	18	62	7	17	3	0	1	8	8	11	0	0	.371	.370	0
*Calhoun, Kole	.400	2	10	2	4	1	0	0	2	0	2	0	0	1.500	.400	0
*Campana, Tony	.330	29	109	19	36	5	1	0	10	6	19	5	4	.394	.365	0
T *Campana, Tony	.290	52	193	36	56	6	3	0	18	13	32	11	5	.352	.340	1
Cowgill, Collin	.333	1	3	0	1	0	0	0	0	1	1	0	0	.333	.500	0
Cron, C.J.	.355	23	93	16	33	9	0	4	25	8	23	0	1	.581	.413	3
De La Rosa, Anderson	.286	4	14	1	4	2	0	0	4	0	3	0	0	.429	.286	1
Field, Tommy	.285	42	151	26	43	9	1	5	20	19	35	1	0	.457	.366	10
Freese, David	.250	1	4	2	1	0	0	1	1	1	0	0	0	1.000	.400	0
*Good, Riley	.500	1	2	0	1	0	0	0	0	0	0	0	0	5.000	.500	0
Green, Grant	.391	22	92	22	36	9	2	2	23	6	14	2	1	.598	.424	3
*Hamilton, Josh	.500	1	4	0	2	1	0	0	0	0	0	0	0	7.500	.500	0
*Heid, Drew	.250	8	28	2	7	1	1	0	3	2	6	0	0	.357	.300	1
Hester, John	.242	36	124	13	30	7	1	1	12	15	37	2	0	.339	.326	1
Jimenez, Luis	.276	57	225	36	62	14	1	12	41	15	35	5	2	.507	.324	10
*Komatsu, Erik	.143	3	7	0	1	1	0	0	1	1	3	0	0	.286	.250	0
*Lindsey, Taylor	.266	35	139	31	37	8	1	6	20	15	22	3	1	.468	.338	2
*Long, Matt	.241	31	116	24	28	7	1	3	13	15	32	7	0	.397	.328	2
Lopez, Roberto	.266	58	199	25	53	10	0	7	30	17	37	2	1	.422	.330	2
1 Martinez, Luis	.198	27	91	14	18	3	0	3	12	11	19	0	0	.330	.298	2
*Navarro, Efen	.316	35	133	23	42	8	1	2	22	22	25	0	0	.436	.413	2
#O'Malley, Shawn	.359	46	156	33	56	10	7	2	23	17	25	7	3	.551	.427	3
*Shuck, J.B.	.372	58	223	41	83	10	5	2	30	18	13	7	3	.489	.417	2
*Stewart, Ian	.127	18	63	4	8	0	0	2	6	7	25	1	0	.222	.211	1
Swift, Jimmy	.314	10	35	5	11	4	0	1	6	1	6	0	0	.514	.333	1
*Wheeler, Ryan	.317	10	41	5	13	0	0	1	7	0	8	0	0	.390	.310	1
T *Wheeler, Ryan	.257	39	144	16	37	4	0	3	15	3	26	0	1	.347	.270	6
Zaneski, Zach	.250	2	4	0	1	1	0	0	0	0	2	0	0	5.000	.250	0
TEAM TOTAL	.300	72	2479	413	743	151	27	73	382	230	478	46	23	.471	.362	51

Home Team Statistics - Pitchers

PITCHERS	W-L	ERA	G	GS	CG	SHO	SV	IP	H	R	ER	HR	HB	BB	SO	WP	OPP AVG
*Alvarez, Jose	0-2	7.36	5	5	0	0	0	25.2	32	23	21	8	4	11	14	0	.302
Bedrosian, Cam	0-0	0.00	1	0	0	0	0	1.0	0	0	0	0	1	1	0	0	.000
Berg, Jeremy	1-1	12.62	20	0	0	0	0	25.2	51	38	36	4	7	23	1	0	.405
*Boshers, Buddy	1-0	9.00	6	0	0	0	0	6.0	7	6	6	1	0	5	9	0	.304
Brady, Michael	0-1	13.09	8	1	0	0	0	11.0	18	16	16	1	0	8	8	1	.383
Carpenter, David	1-0	3.38	14	0	0	0	2	18.2	18	7	7	0	0	5	14	0	.250
1 *Carson, Robert	0-0	10.61	9	0	0	0	0	9.1	14	11	11	0	0	9	4	1	.350
Chaffee, Ryan	0-1	7.00	17	0	0	0	0	18.0	21	14	14	1	0	14	22	4	.288
Clay, Caleb	3-4	4.40	7	7	1	1	0	47.0	46	23	23	6	0	10	31	1	.258
De La Rosa, Dane	2-1	2.13	13	0	0	0	2	12.2	10	4	3	1	0	5	9	1	.217
Grube, Jarrett	6-4	5.15	14	14	1	0	0	78.2	84	51	45	12	3	17	64	2	.272
Herrera, Yoslan	1-3	2.59	24	0	0	0	2	31.1	31	10	9	3	2	11	29	1	.256
Kohn, Michael	0-0	7.79	18	0	0	0	2	17.1	21	18	15	2	1	16	16	2	.300
*LeBlanc, Wade	4-3	3.93	9	9	0	0	0	52.2	57	24	23	4	3	12	54	0	.286
Lerew, Anthony	1-2	6.81	11	7	0	0	0	37.0	57	31	28	4	2	15	24	1	.356
Lyon, Brandon	0-0	0.00	11	0	0	0	0	11.2	12	1	0	0	0	0	5	0	.279
*Maronde, Nick	0-0	10.12	3	0	0	0	0	2.2	6	3	3	0	0	5	2	0	.429
Martinez, Joe	0-2	18.00	2	2	0	0	0	7.0	14	15	14	3	0	5	7	1	.400
Morin, Mike	0-0	0.00	2	0	0	0	1	2.0	3	0	0	0	0	0	5	0	.333
Newby, Kyler	0-2	3.92	16	1	0	0	0	20.2	29	11	9	2	1	6	18	0	.337
Nieve, Fernando	0-1	6.10	8	0	0	0	0	10.1	10	7	7	0	0	9	16	2	.270
T Nieve, Fernando	1-1	5.09	17	0	0	0	3	23.0	23	14	13	1	0	15	28	2	.264
Pestano, Vinnie	1-1	1.50	4	0	0	0	0	6.0	4	1	1	1	0	1	7	0	.174
Pineiro, Joel	0-2	8.10	3	3	0	0	0	16.2	25	15	15	2	0	7	4	1	.362
*Raley, Brooks	0-1	6.43	2	1	0	0	0	7.0	9	5	5	0	2	2	7	1	.321
Rasmus, Cory	1-0	6.55	11	0	0	0	0	11.0	14	8	8	2	0	7	11	1	.311
*Richardson, Dustin	2-2	10.05	22	1	0	0	2	28.2	36	33	32	5	1	15	31	3	.305
Salas, Fernando	0-0	0.00	3	0	0	0	1	2.2	2	0	0	0	0	0	0	0	.200
*Santiago, Hector	1-1	9.35	2	2	0	0	0	8.2	19	11	9	0	1	4	2	0	.452
Shoemaker, Matt	1-0	5.09	3	3	0	0	0	17.2	24	10	10	1	1	3	22	1	.333
*Sisk, Brandon	0-0	24.55	6	0	0	0	0	3.2	8	10	10	0	2	4	1	1	.421
Spomer, Kurt	1-1	0.00	2	0	0	0	0	3.2	4	1	0	0	1	2	3	0	.308
*Thomas, Justin	3-4	6.80	9	9	0	0	0	49.0	65	40	37	13	6	20	41	3	.337
Volstad, Chris	1-1	7.06	4	4	0	0	0	21.2	31	18	17	5	0	6	11	0	.330
Wall, Josh	0-0	5.87	6	0	0	0	1	7.2	11	7	5	0	0	4	10	1	.324
*Wolf, Randy	0-1	6.89	3	3	0	0	0	15.2	20	12	12	4	1	5	16	0	.333
T *Wolf, Randy	2-1	5.53	5	5	0	0	0	27.2	32	17	17	5	1	13	29	0	.305
TEAM TOTAL	31-41	6.29	72	72	2	2	13	648.0	819	488	453	87	35	251	541	30	.312

KEY: * - LEFTHANDED HITTER/PITCHER, # - SWITCH HITTER

Road Team Statistics - Hitters

PLAYERS	AVG	G	AB	R	H	2B	3B	HR	RBI	BB	SO	SB	CS	SLG	OBP	E
*Albitz, Vance	.366	29	101	13	37	9	4	2	18	4	9	1	1	.594	.387	3
*Boesch, Brennan	.314	43	172	24	54	8	3	8	36	9	36	7	2	.535	.348	3
1 *Borenstein, Zach	.205	18	73	7	15	1	0	1	15	1	18	0	0	.280	.213	0
Buck, John	.316	15	57	6	18	5	0	1	7	5	11	0	0	.456	.371	0
*Calhoun, Kole	.583	3	12	5	7	1	1	1	3	0	1	0	0	1.083	.583	0
*Campana, Tony	.194	24	93	12	18	1	1	0	7	12	20	4	5	.226	.292	0
T *Campana, Tony	.262	48	172	26	45	5	3	0	16	17	35	6	6	.326	.332	1
Cowgill, Collin	.333	2	9	4	3	2	0	0	0	1	0	0	0	.556	.400	0
Cron, C.J.	.278	26	97	14	27	5	1	3	8	10	17	2	0	.443	.358	2
De La Rosa, Anderson	.240	6	25	2	6	1	0	0	2	0	6	0	0	.280	.240	1
Field, Tommy	.285	38	151	29	43	9	3	2	13	9	28	4	1	.424	.335	8
Frees, David	.167	2	8	2	1	0	0	1	3	3	1	0	0	.667	.444	0
Green, Grant	.283	26	106	16	30	8	1	3	19	7	17	2	1	.462	.339	3
*Hamilton, Josh	.444	2	9	2	4	1	0	0	0	2	0	0	0	.556	.444	0
*Heid, Drew	.250	16	52	7	13	0	1	0	7	3	12	1	0	.288	.281	1
Hester, John	.282	35	117	18	33	9	0	5	17	11	33	1	0	.487	.351	1
Jimenez, Luis	.295	60	244	31	72	20	2	9	35	9	40	7	2	.504	.318	4
1 *Kornatsu, Erik	.000	4	8	1	0	0	0	0	0	1	0	0	0	.000	.111	0
*Lindsey, Taylor	.231	40	156	19	36	5	3	2	10	16	22	4	1	.340	.310	5
*Long, Matt	.280	33	125	24	35	4	0	2	16	22	33	11	1	.360	.388	2
1 *Lopez, Roberto	.318	57	201	26	64	11	2	4	26	8	33	2	4	.453	.350	2
*Martinez, Luis	.320	26	100	11	32	12	0	1	10	4	14	0	0	.470	.358	1
1 *Navarro, Efran	.336	37	140	22	47	11	2	2	28	21	22	2	1	.486	.423	0
#O'Malley, Shawn	.302	43	162	27	49	9	2	1	15	22	19	6	1	.401	.397	6
*Shuck, J.B.	.257	44	183	23	47	8	4	3	27	25	17	2	3	.393	.341	1
*Stewart, Ian	.276	18	58	17	16	3	0	3	7	11	17	0	0	.483	.408	0
Swift, Jimmy	.190	11	42	5	8	0	0	0	6	1	11	0	0	.190	.217	1
*Wheeler, Ryan	.333	15	51	8	17	1	0	1	8	8	11	0	0	.412	.417	1
T *Wheeler, Ryan	.278	45	158	15	44	6	0	3	20	20	36	0	1	.373	.355	6
Zaneski, Zach	.250	3	8	0	2	0	0	0	0	0	4	0	0	.250	.250	1
TEAM TOTAL	.287	72	2558	375	734	144	30	55	343	223	455	56	23	.431	.348	53

2014 SEASON

Road Team Statistics - Pitchers

PITCHERS	W-L	ERA	G	GS	CG	SHO	SV	IP	H	R	ER	HR	HB	BB	SO	WP	OPP
*Alvarez, Jose	0-0	3.60	1	1	0	0	0	5.0	3	2	2	0	0	4	3	0	.176
*Bedrosian, Cam	1-1	9.00	7	0	0	0	2	6.0	5	6	6	0	3	5	9	0	.217
Berg, Jeremy	2-1	1.61	18	0	0	0	0	22.1	17	9	4	0	3	7	23	2	.215
*Boshers, Buddy	0-0	3.86	5	0	0	0	0	7.0	3	3	3	0	0	8	3	0	.143
Boyd, Jake	0-0	0.00	2	0	0	0	0	3.1	3	0	0	0	1	1	1	0	.273
Brady, Michael	0-1	2.45	9	0	0	0	2	14.2	12	5	4	0	0	5	13	1	.218
1 Carpenter, David	1-1	3.27	7	1	0	0	1	11.0	12	4	4	0	0	7	8	1	.286
*Carson, Robert	0-1	9.95	5	0	0	0	0	6.1	9	7	7	2	0	4	5	0	.333
Castillo, Yeiper	1-0	0.00	1	0	0	0	0	3.1	0	0	0	0	1	0	2	0	.000
Chaffee, Ryan	1-1	5.21	14	0	0	0	2	19.0	21	11	11	1	0	14	23	4	.292
Clay, Caleb	0-3	6.21	5	5	0	0	0	29.0	41	21	20	8	1	7	14	0	.331
De La Rosa, Dane	1-1	8.53	14	0	0	0	1	12.2	11	12	12	1	0	13	12	2	.234
Grube, Jarrett	2-5	6.03	13	13	0	0	0	68.2	80	48	46	14	4	24	57	2	.287
Herrera, Yoslan	3-1	2.41	17	0	0	0	3	18.2	20	6	5	0	1	5	18	1	.282
Johnson, Kevin	0-0	40.50	1	0	0	0	0	0.2	4	3	3	1	0	1	0	0	.667
Kohn, Michael	1-1	1.62	15	0	0	0	6	16.2	7	6	3	4	0	11	17	1	.132
*LeBlanc, Wade	6-1	4.78	13	13	1	0	0	75.1	86	44	40	7	1	30	65	1	.290
Lerew, Anthony	3-4	6.70	11	7	0	0	0	45.2	59	36	34	8	0	19	32	1	.319
Lyon, Brandon	0-6	12.00	9	0	0	0	0	6.0	21	10	8	0	1	8	4	0	.525
*Maronde, Nick	0-0	9.00	6	0	0	0	0	6.0	5	6	6	0	0	10	10	2	.238
Martinez, Joe	0-1	13.50	1	1	0	0	0	4.0	11	8	6	1	0	4	7	1	.458
Morin, Mike	0-1	36.00	2	0	0	0	1	1.0	4	5	4	1	0	0	0	0	.571
Newby, Kyler	0-2	4.05	14	1	0	0	0	20.0	21	10	9	1	2	5	14	1	.284
Nieve, Fernando	0-1	4.05	7	1	0	0	0	6.2	11	3	3	0	0	3	6	1	.393
T Nieve, Fernando	1-2	7.78	16	1	0	0	0	19.2	36	18	17	3	1	11	18	4	.404
Pestano, Vinnie	0-0	4.50	2	0	0	0	0	2.0	3	2	1	0	1	3	5	1	.333
Pineiro, Joel	1-0	5.40	1	1	0	0	0	5.0	11	5	3	1	0	0	7	1	.407
*Raley, Brooks	0-2	12.38	4	4	0	0	0	16.0	30	22	22	1	2	10	8	0	.400
Rasmus, Cory	1-1	2.65	11	0	0	0	2	17.0	9	6	5	0	0	9	13	0	.155
Reynolds, Danny	1-0	0.00	1	0	0	0	0	2.0	1	0	0	0	0	1	3	0	.143
*Richardson, Dustin	1-1	4.88	14	2	0	0	0	24.0	28	16	13	2	11	25	0	.298	
*Santiago, Hector	0-0	1.69	1	1	0	0	0	5.1	4	1	1	0	0	3	7	0	.200
Shoemaker, Matt	0-0	9.00	2	2	0	0	0	8.0	10	8	8	1	1	6	4	0	.313
*Sisk, Brandon	0-1	7.36	11	0	0	0	0	7.1	7	6	6	2	0	1	10	1	.241
*Skaggs, Tyler	0-1	6.00	1	1	0	0	0	3.0	5	7	2	0	0	5	2	1	.357
Spomer, Kurt	0-0	0.00	2	0	0	0	0	6.1	5	1	0	0	0	3	1	0	.217
*Thomas, Justin	1-4	5.37	11	11	0	0	0	63.2	83	40	38	8	2	21	54	2	.323
Volstad, Chris	1-0	5.09	3	3	0	0	0	17.2	17	10	10	2	1	6	13	0	.254
Wall, Josh	0-0	0.00	2	0	0	0	0	3.0	0	0	0	0	0	1	1	0	.000
*Wolf, Randy	0-1	3.27	4	4	0	0	0	22.0	25	8	8	1	0	7	15	1	.287
T *Wolf, Randy	4-1	4.09	8	8	0	0	0	44.0	53	21	20	1	0	17	37	3	.301
TEAM TOTAL	29-43	5.24	72	72	1	2	20	611.1	704	397	356	67	25	282	514	28	.291

KEY: * - LEFTHANDED HITTER/PITCHER, # - SWITCH HITTER

2014 Season

Bees vs. Left Statistics - Hitters

PLAYERS	AVG	AB	R	H	2B	3B	HR	RBI	BB	SO	SB	CS	SLG	OBP
Albitz, Vance	.368	57	13	21	8	1	1	8	1	2	0	0	.586	.379
*Boesch, Brennan	.283	92	14	26	7	2	4	14	4	20	2	3	.533	.327
1 *Borenstein, Zach	.176	17	2	3	0	0	2	3	0	8	0	0	.529	.176
Buck, John	.258	31	5	8	2	0	2	5	4	3	0	0	.516	.361
*Calhoun, Kole	.000	2	0	0	0	0	0	0	0	1	0	0	.000	.000
*Campana, Tony	.304	56	7	17	0	1	0	9	4	7	3	5	.339	.350
T *Campana, Tony	.337	98	15	33	1	2	0	17	7	16	5	5	.388	.381
Cowgill, Collin	.333	6	1	2	1	0	0	0	1	2	0	0	.500	.429
Cron, C.J.	.275	51	1	14	3	0	0	4	7	11	1	1	.333	.362
De La Rosa, Anderson	.000	5	0	0	0	0	0	0	0	1	0	0	.000	.000
Field, Tommy	.352	71	17	25	7	3	2	10	3	15	1	0	.620	.382
Green, Grant	.352	54	9	19	6	1	2	13	3	5	1	2	.611	.379
*Hamilton, Josh	.000	1	0	0	0	0	0	0	0	0	0	0	.000	.000
*Heid, Drew	.231	13	2	3	0	0	0	1	1	5	0	0	.231	.286
Hester, John	.214	56	10	12	3	0	0	4	9	12	2	0	.268	.323
Jimenez, Luis	.306	108	16	33	10	2	5	20	5	17	1	1	.574	.333
*Komatsu, Erik	.000	4	0	0	0	0	0	0	0	2	0	0	.000	.000
1 *Lindsey, Taylor	.231	52	7	12	2	2	1	7	4	17	0	0	.404	.298
*Long, Matt	.200	35	8	7	0	0	1	2	9	17	2	0	.286	.364
Lopez, Roberto	.345	84	9	29	9	0	2	9	8	13	3	1	.524	.404
1 Martinez, Luis	.333	18	4	6	1	0	1	7	1	1	0	0	.556	.400
*Navarro, Efen	.233	73	7	17	1	0	1	10	10	17	1	0	.288	.325
#O'Malley, Shawn	.360	75	14	27	4	2	1	10	7	7	5	1	.507	.422
*Shuck, J.B.	.355	110	17	39	3	4	2	13	6	13	2	3	.509	.388
*Stewart, Ian	.042	24	2	1	0	0	0	1	2	9	0	0	.042	.148
Swift, Jimmy	.500	6	1	3	1	0	0	2	1	0	0	0	.667	.571
*Wheeler, Ryan	.371	35	4	13	1	0	0	4	3	9	0	0	.400	.421
T *Wheeler, Ryan	.288	104	5	30	3	0	0	5	7	20	0	0	.317	.339
TEAM TOTAL	.297	1136	170	337	69	18	27	156	93	214	24	17	.460	.354

2014 SEASON

Bees vs. Left Statistics - Pitchers

PITCHERS	OPP ERA	IP	H	R	ER	HR	HB	BB	SO	WP	AVG
*Alvarez, Jose	5.84	12.1	9	9	8	3	25	90	196		
Bedrosian, Cam	11.57	2.1	1	3	3	0	0	5	5	0	.125
Berg, Jeremy	11.88	16.2	31	26	22	1	5	3	19	2	.397
*Boshers, Buddy	6.23	4.1	4	3	3	1	0	6	8	0	.250
Boyd, Jake	0.00	0.2	0	0	0	0	0	0	1	0	.000
Brady, Michael	6.57	12.1	13	9	9	1	0	5	12	0	.265
Carpenter, David	2.61	10.1	13	3	3	0	0	2	6	0	.317
1 *Carson, Robert	10.80	6.2	10	8	8	0	0	6	5	1	.345
Castillo, Yeiper	0.00	2.0	0	0	0	0	1	0	1	0	.000
Chaffee, Ryan	9.53	11.1	24	12	12	2	0	13	13	3	.436
Clay, Caleb	4.86	33.1	35	18	18	8	1	4	22	1	.273
De La Rosa, Dane	5.11	12.1	11	7	7	1	0	7	11	1	.244
Grube, Jarrett	6.99	65.2	83	53	51	17	2	21	57	2	.307
Herrera, Yoslan	3.79	19.0	20	8	8	2	0	10	20	1	.267
Johnson, Kevin	0.00	0.1	2	0	0	0	0	1	0	0	.667
Kohn, Michael	6.39	12.2	10	13	9	3	1	16	12	3	.227
*LeBlanc, Wade	4.06	37.2	36	18	17	4	4	10	38	1	.259
Lerew, Anthony	5.74	31.1	41	21	20	1	0	19	28	0	.311
Lyon, Brandon	1.13	8.0	17	1	1	0	0	4	3	0	.447
*Maronde, Nick	5.40	3.1	6	2	2	0	0	6	6	0	.400
Martinez, Joe	12.15	6.2	7	10	9	1	0	5	8	1	.250
Morin, Mike	5.40	1.2	4	1	1	0	0	0	2	0	.444
Newby, Kyle	5.51	16.1	20	11	10	1	0	3	14	0	.299
Nieve, Fernando	6.75	5.1	9	4	4	0	0	4	9	1	.375
T Nieve, Fernando	7.41	17.0	27	14	14	2	0	17	23	4	.355
Pestano, Vinnie	0.00	2.2	4	0	0	0	1	0	2	0	.308
Pineiro, Joel	7.56	8.1	16	7	7	0	0	3	5	1	.400
*Raley, Brooks	17.18	7.1	17	14	14	1	3	5	3	1	.447
Rasmus, Cory	4.50	14.0	9	7	7	2	0	8	16	0	.191
Reynolds, Danny	0.00	1.1	1	0	0	0	0	1	2	0	.200
*Richardson, Dustin	8.31	21.2	24	20	20	3	0	12	31	2	.279
Salas, Fernando	0.00	2.0	2	0	0	0	0	0	0	0	.250
*Santiago, Hector	4.15	4.1	8	4	2	0	0	0	3	0	.400
Shoemaker, Matt	5.93	13.2	23	9	9	1	0	4	19	1	.371
*Sisk, Brandon	5.68	6.1	5	4	4	0	2	1	5	0	.208
*Skaggs, Tyler	0.00	1.1	1	1	0	0	0	0	1	0	.250
Spomer, Kurt	0.00	5.1	4	2	0	0	0	1	2	0	.222
*Thomas, Justin	4.10	37.1	52	17	17	5	2	8	30	2	.338
Volstad, Chris	5.68	19.0	20	13	12	3	0	9	10	0	.267
Wall, Josh	4.91	3.2	5	4	2	0	0	4	4	1	.313
*Wolf, Randy	11.37	6.1	8	8	8	1	1	2	2	0	.348
T *Wolf, Randy	7.43	13.1	17	11	11	2	1	6	11	0	.327
TEAM TOTAL	0.00	489.0	605	350	62	25	213	444	25	.305	

KEY: * - LEFTHANDED HITTER/PITCHER, # - SWITCH HITTER

Bees vs. Right Statistics - Hitters

PLAYERS	AVG	AB	R	H	2B	3B	HR	RBI	BB	SO	SB	CS	SLG	OBP
Albitz, Vance	.309	149	14	46	9	4	1	17	6	17	2	3	.443	.338
*Boesch, Brennan	.348	282	54	98	18	5	21	71	25	66	8	1	.670	.398
1 *Borenstein, Zach	.270	100	9	27	4	0	0	19	3	25	0	2	.310	.295
Buck, John	.307	88	8	27	6	0	0	10	9	19	0	0	.375	.374
*Calhoun, Kole	.550	20	7	11	2	1	1	5	0	2	0	1	.900	.550
*Campana, Tony	.253	146	24	37	6	1	0	8	14	32	6	4	.308	.323
T *Campana, Tony	.255	267	47	68	10	4	0	17	23	51	12	6	.322	.320
Cowgill, Collin	.333	6	3	2	1	0	0	0	1	0	0	0	.500	.429
Cron, C.J.	.331	139	29	46	11	1	7	29	11	29	1	0	.576	.394
De La Rosa, Anderson	.294	34	3	10	3	0	0	6	0	8	0	0	.382	.294
Field, Tommy	.264	231	38	61	11	1	5	23	25	48	4	1	.385	.342
Freese, David	.200	10	4	2	0	0	2	4	4	1	0	0	.800	.429
*Good, Riley	.500	2	0	1	0	0	0	0	0	0	0	0	.500	.500
Green, Grant	.326	144	29	47	11	2	3	29	10	26	3	0	.493	.378
*Hamilton, Josh	.500	12	2	6	2	0	0	0	0	2	0	0	.667	.500
*Heid, Drew	.254	67	7	17	1	2	0	9	4	13	1	0	.328	.288
Hester, John	.276	185	21	51	13	1	6	25	17	58	1	0	.454	.343
Jimenez, Luis	.280	361	51	101	24	1	16	56	19	58	11	3	.485	.317
*Komatsu, Erik	.091	11	1	1	1	0	0	1	2	1	0	0	.182	.231
1 *Lindsey, Taylor	.251	243	43	61	11	2	7	23	27	27	7	2	.399	.328
*Long, Matt	.272	206	40	56	11	1	4	27	28	48	16	1	.393	.359
Lopez, Roberto	.278	316	42	88	12	2	9	47	17	57	1	4	.415	.323
1 Martinez, Luis	.254	173	21	44	14	0	3	15	14	32	0	0	.387	.321
*Navarro, Efrén	.360	200	38	72	18	3	3	40	33	30	1	1	.525	.451
#O'Malley, Shawn	.321	243	46	78	15	7	2	28	32	37	8	3	.465	.408
*Shuck, J.B.	.307	296	47	91	15	5	3	44	37	17	7	3	.422	.379
*Stewart, Ian	.237	97	19	23	3	0	5	12	16	33	1	0	.423	.348
Swift, Jimmy	.225	71	9	16	3	0	1	10	1	17	0	0	.310	.240
*Wheeler, Ryan	.298	57	9	17	0	0	2	11	5	10	0	0	.404	.344
T *Wheeler, Ryan	.258	198	26	51	7	0	6	30	16	42	0	2	.384	.306
Zaneski, Zach	.250	12	0	3	1	0	0	0	0	6	0	0	.333	.250
TEAM TOTAL	.292	3901	618	1140	226	39	101	569	360	719	78	29	.448	.355

2014 SEASON

Bees vs. Left Statistics - Pitchers

PITCHERS	OPP ERA	IP	H	R	ER	HR	HB	BB	SO	WP	AVG
*Alvarez, Jose	7.36	18.1	26	16	15	5	2	10	8	0	.338
Bedrosian, Cam	5.79	4.2	4	3	3	0	3	1	5	0	.222
Berg, Jeremy	5.17	31.1	37	21	18	3	2	11	27	1	.291
*Boshers, Buddy	6.23	8.2	6	6	6	0	0	7	4	0	.214
Boyd, Jake	0.00	2.2	3	0	0	0	1	1	0	0	.333
Brady, Michael	7.43	13.1	17	12	11	0	0	8	9	2	.321
1 Carpenter, David	3.72	19.1	17	8	8	0	0	10	16	1	.233
*Carson, Robert	10.00	9.0	13	10	10	2	0	7	4	0	.342
Castillo, Yeiper	0.00	1.1	0	0	0	0	0	0	1	0	.000
Chaffee, Ryan	4.56	25.2	18	13	13	0	0	15	32	5	.200
Clay, Caleb	5.27	42.2	52	26	25	6	0	13	23	0	.299
De La Rosa, Dane	5.54	13.0	10	9	8	1	0	11	10	2	.208
Grube, Jarrett	4.41	81.2	81	46	40	9	5	20	64	2	.255
Herrera, Yoslan	1.74	31.0	31	8	6	1	3	6	27	1	.265
Johnson, Kevin	81.00	0.1	2	3	3	1	0	0	0	0	.667
Kohn, Michael	3.80	21.1	18	11	9	3	0	11	21	0	.228
*LeBlanc, Wade	4.58	90.1	107	50	46	7	0	32	81	0	.300
Lerew, Anthony	7.36	51.1	75	46	42	11	2	15	28	2	.352
Lyon, Brandon	6.52	9.2	16	10	7	0	1	4	6	0	.356
*Maronde, Nick	11.81	5.1	5	7	7	0	0	9	6	2	.250
Martinez, Joe	22.85	4.1	18	13	11	3	0	4	6	1	.581
Morin, Mike	20.25	1.1	3	4	3	1	0	0	3	0	.429
Newby, Kyle	2.96	24.1	30	10	8	2	3	8	18	1	.323
Nieve, Fernando	4.63	11.2	12	6	6	0	0	8	13	2	.293
T Nieve, Fernando	5.61	25.2	32	18	16	2	1	9	23	2	.320
Pestano, Vinnie	3.38	5.1	3	3	2	1	0	4	10	1	.158
Pineiro, Joel	7.43	13.1	20	13	11	3	0	4	6	1	.357
*Raley, Brooks	7.47	15.2	22	13	13	0	1	7	12	0	.338
Rasmus, Cory	3.86	14.0	14	7	6	0	0	8	8	1	.250
Reynolds, Danny	0.00	0.2	0	0	0	0	0	0	1	0	.000
*Richardson, Dustin	7.26	31.0	40	29	25	4	1	14	25	1	.317
Salas, Fernando	0.00	0.2	0	0	0	0	0	0	0	0	.000
*Santiago, Hector	7.45	9.2	15	8	8	0	1	7	6	0	.357
Shoemaker, Matt	6.75	12.0	11	9	9	1	2	5	7	0	.262
*Sisk, Brandon	23.14	4.2	10	12	12	2	0	4	6	2	.417
*Skaggs, Tyler	10.80	1.2	4	6	2	0	0	5	1	1	.400
Spomer, Kurt	0.00	4.2	5	0	0	0	1	4	2	0	.278
*Thomas, Justin	6.93	75.1	96	63	58	16	6	33	65	3	.324
Wallstad, Chris	6.64	20.1	28	15	15	4	1	3	14	0	.326
Wall, Josh	3.86	7.0	6	3	3	0	0	1	7	0	.231
*Wolf, Randy	3.45	31.1	37	12	12	4	0	10	29	1	.298
T *Wolf, Randy	4.01	58.1	68	27	26	4	0	24	55	3	.297
TEAM TOTAL	0.00	770.1	918	535	92	35	320	611	33	.300	

KEY: * - LEFTHANDED HITTER/PITCHER, # - SWITCH HITTER

2014 Season

Situational Statistics

2014 SEASON

PLAYERS	AS LEADOFF					RUNNERSONBASE				BASES LOADED				SCORING POS				SCOR-POS/2 OUTS				
	AVG	AB	H	HR	RBI	BB	AVG	AB	H	RBI	AVG	AB	H	RBI	AVG	AB	H	RBI	AVG	AB	H	RBI
Albitz, Vance,2B	.354	48	17	1	1	1	.282	103	29	23	.333	6	2	4	.281	57	16	21	.267	30	8	9
* Boesch, Brennan,RF	.375	72	27	4	4	5	.314	191	60	74	.500	6	3	6	.350	117	41	59	.305	59	18	22
1 Borenstein, Zach,LF	.280	25	7	1	1	2	.266	64	17	20	.400	5	2	5	.227	44	10	19	.318	22	7	10
Buck, John,C	.185	27	5	0	0	3	.328	58	19	14	.500	2	1	3	.281	32	9	14	.375	16	6	7
*Calhoun, Kole,RF	.714	7	5	1	1	0	.500	10	5	4	0	0	0	.667	6	4	4	.500	2	1	1	
*Campana, Tony,CF	.266	64	17	0	0	4	.300	90	27	17	.000	4	0	1	.279	61	17	16	.286	35	10	11
* T Campana, Tony,CF	.254	122	31	0	0	11	.313	166	52	34	.182	11	2	6	.302	116	35	32	.281	64	18	20
* Cowgill, Collin,OF	.143	7	1	0	0	0	.333	3	1	0				.000	1	0	0	.000	1	0	0	
Cron, C.J.,1B	.320	50	16	1	1	4	.290	93	27	29	1.000	3	3	10	.264	53	14	24	.310	29	9	12
DeLaRosa,Anderson,C	.300	10	3	0	0	0	.278	18	5	6	1.000	1	1	3	.364	11	4	6	.400	5	2	2
Field, Tommy,SS	.182	66	12	0	0	9	.261	134	35	30	.000	7	0	1	.176	74	13	20	.212	33	7	7
Freese, David,3B	.000	1	0	0	0	1	.167	6	1	3	0	0	0	.200	5	1	3	.000	1	0	0	
Good, Riley,OF	1.000	1	1	0	0	0	0	0	0	0				0	0	0	0					
Green, Grant,LF	.269	26	7	0	0	1	.361	97	35	40	.600	5	3	9	.436	55	24	37	.478	23	11	17
* Hamilton, Josh,OF	.500	6	3	0	0	0	.200	5	1	0				.000	1	0	0					
Heid, Drew,OF	.182	11	2	0	0	0	.286	42	12	10	0	0	1	.269	26	7	9	.286	14	4	3	
Hester, John,C	.308	39	12	1	1	5	.254	114	29	26	.000	3	0	0	.241	58	14	17	.214	28	6	6
Jimenez, Luis,3B	.316	95	30	5	5	4	.260	235	61	63	.400	5	2	5	.275	138	38	51	.277	65	18	24
* Komatsu, Erik,OF	.000	3	0	0	0	1	.143	7	1	1	0	0	0	.333	3	1	1	.500	2	1	1	
1 Lindsey, Taylor,2B	.241	79	19	6	6	7	.227	132	30	23	.167	6	1	3	.203	79	16	18	.235	34	8	8
Long, Matt,OF	.262	65	17	2	2	11	.297	101	30	27	1.000	3	3	6	.282	71	20	24	.179	28	5	4
Lopez, Roberto,1B	.287	87	25	4	4	6	.297	182	54	48	.500	6	3	7	.301	113	34	46	.327	52	17	23
1 Martinez, Luis,C	.245	49	12	1	1	2	.277	94	26	19	.167	6	1	2	.204	54	11	16	.214	28	6	8
* Navarro, Efren,LF	.274	73	20	0	0	13	.392	130	51	49	.750	4	3	11	.468	79	37	46	.475	40	19	24
# O'Malley, Shawn,SS	.330	97	32	1	1	8	.353	116	41	36	.167	6	1	6	.361	72	26	34	.349	43	15	19
* Shuck, J.B.,LF	.281	96	27	1	1	9	.335	179	60	55	.250	8	2	5	.349	109	38	52	.240	50	12	12
Stewart, Ian,3B	.259	27	7	3	3	3	.241	58	14	9	.000	1	0	1	.200	35	7	8	.190	21	4	5
Swift, Jimmy,SS	.417	12	5	0	0	1	.250	40	10	12	0	0	1	.286	28	8	10	.308	13	4	4	
Wheeler, Ryan,3B	.438	16	7	1	1	2	.333	48	16	14	.667	3	2	4	.323	31	10	14	.389	18	7	10
T Wheeler, Ryan,3B	.323	65	21	1	1	4	.265	136	36	31	.500	6	3	7	.307	75	23	31	.351	37	13	18
Zaneski, Zach,C	.000	1	0	0	0	0	.125	8	1	0	.000	1	0	0	.000	4	0	0	.000	4	0	0
TEAM TOTAL	.290	1160	336	33	33	102	.296	2358	698	652	.363	91	33	94	.296	1417	420	569	.295	696	205	249

KEY: * - LEFTHANDED HITTER/PITCHER, # - SWITCH HITTER, T - TOTAL

Situational Statistics

2014 SEASON

PITCHERS	VS LEADOFF				RUNNERSONBASE				BASES LOADED				SCORING POS				SCOR-POS/2 OUTS			
	AVG	AB	H	HR	AVG	AB	H	HR	AVG	AB	H	HR	AVG	AB	H	HR	AVG	AB	H	HR
* Alvarez, Jose	.344	32	11	1	.267	45	12	2	.500	6	3	1	.233	30	7	1	.308	13	4	1
Bedrosian, Cam	.000	6	0	0	.357	14	5	0	1.000	1	1	0	.375	8	3	0	.333	6	2	0
Berg, Jeremy	.286	42	12	1	.371	105	39	1	.462	13	6	0	.363	80	29	1	.316	38	12	1
* Boshers, Buddy	.200	10	2	0	.211	19	4	0	.333	3	1	0	.250	12	3	0	.333	6	2	0
Boyd, Jake	.333	3	1	0	.200	5	1	0					.000	2	0	0	.000	1	0	0
Brady, Michael	.250	24	6	0	.333	51	17	1	.333	6	2	0	.314	35	11	1	.375	16	6	0
Carpenter, David	.259	27	7	0	.263	57	15	0	.200	5	1	0	.231	39	9	0	.278	18	5	0
*1 Carson, Robert	.385	13	5	0	.359	39	14	2	.400	5	2	1	.417	24	10	2	.385	13	5	1
Castillo, Yeiper	.000	3	0	0	.000	2	0	0					.000	1	0	0	.000	1	0	0
Chaffee, Ryan	.241	29	7	0	.309	81	25	2	.000	4	0	0	.313	48	15	0	.192	26	5	0
Clay, Caleb	.176	74	13	3	.325	114	37	6	.000	4	0	0	.311	61	19	3	.208	24	5	0
De La Rosa, Dane	.182	22	4	1	.270	37	10	0	.000	4	0	0	.333	18	6	0	.364	11	4	0
Grube, Jarrett	.296	142	42	3	.298	245	73	11	.111	9	1	0	.285	137	39	7	.299	67	20	3
Herrera, Yoslan	.333	42	14	1	.235	98	23	2	.200	10	2	0	.232	69	16	1	.211	38	8	1
Johnson, Kevin					.600	5	3	1					.500	4	2	1	.500	2	1	1
Kohn, Michael	.185	27	5	1	.266	64	17	3	.200	5	1	1	.341	41	14	3	.263	19	5	2
* LeBlanc, Wade	.286	119	34	2	.310	226	70	7	.333	6	2	0	.252	119	30	5	.214	56	12	4
Lerew, Anthony	.382	76	29	5	.345	171	59	4	.727	11	8	0	.376	101	38	3	.292	48	14	1
Lyon, Brandon	.467	15	7	0	.389	54	21	0	.800	5	4	0	.417	36	15	0	.385	13	5	0
* Maronde, Nick	.333	6	2	0	.333	24	8	0	.571	7	4	0	.273	22	6	0	.222	9	2	0
Martinez, Joe	.636	11	7	1	.405	37	15	3	.333	3	1	0	.320	25	8	1	.143	7	1	0
Morin, Mike	.667	3	2	0	.273	11	3	1	.000	1	0	0	.167	6	1	0	.000	2	0	0
Newby, Kyle	.353	34	12	0	.289	83	24	2	.167	6	1	0	.275	51	14	2	.238	21	5	1
Nieve, Fernando	.333	15	5	0	.343	35	12	0	.250	4	1	0	.400	20	8	0	.286	7	2	0
T Nieve, Fernando	.421	38	16	2	.351	97	34	2	.222	9	2	0	.328	58	19	1	.240	25	6	1
Pestano, Vinnie	.200	5	1	1	.176	17	3	0					.222	9	2	0	.000	5	0	0
Pineiro, Joel	.348	23	8	0	.465	43	20	2	.500	4	2	0	.345	29	10	0	.308	13	4	0
* Raley, Brooks	.409	22	9	0	.361	61	22	1	.333	6	2	0	.444	36	16	1	.500	16	8	1
Rasmus, Cory	.318	22	7	0	.185	54	10	1	.000	3	0	0	.132	38	5	0	.211	19	4	0
Reynolds, Danny	.000	2	0	0	.000	3	0	0					0	0	0		0	0	0	
* Richardson, Dustin	.354	48	17	2	.330	97	32	5	.333	6	2	0	.328	58	19	1	.357	28	10	0
Salas, Fernando	.500	2	1	0	.000	7	0	0					.000	5	0	0	.000	2	0	0
* Santiago, Hector	.071	14	1	0	.467	30	14	0	.000	3	0	0	.450	20	9	0	.143	7	1	0
Shoemaker, Matt	.280	25	7	0	.326	46	15	2					.310	29	9	1	.308	13	4	1
* Sisk, Brandon	.273	11	3	0	.409	22	9	0	.750	4	3	0	.571	14	8	0	.000	3	0	0
* Skaggs, Tyler	.500	2	1	0	.364	11	4	0	.500	2	1	0	.444	9	4	0	.600	5	3	0
Spomer, Kurt	.333	6	2	0	.318	22	7	0					.308	13	4	0	.250	8	2	0
* Thomas, Justin	.417	108	45	9	.302	205	62	9	.200	10	2	0	.339	118	40	6	.250	40	10	1
Volstad, Chris	.237	38	9	2	.324	68	22	5	.500	2	1	0	.294	34	10	2	.353	17	6	1
Wall, Josh	.182	11	2	0	.294	17	5	0	.333	3	1	0	.308	13	4	0	.333	6	2	0
* Wolf, Randy	.306	36	11	2	.281	64	18	2					.359	39	14	1	.333	18	6	0
*T Wolf, Randy	.277	65	18	3	.293	133	39	2	.000	2	0	0	.325	80	26	1	.415	41	17	0
TEAM TOTAL	.306	1152	352	35	.314	2395	753	76	.342	161	55	3	.315	1456	458	43	.279	663	185	20

KEY: * - LEFTHANDED HITTER/PITCHER, #- SWITCH HITTER, T - TOTAL

2014 Season

Defensive Statistics

GAMES BY POSITION

PLAYERS	PCT	G	INN	PO	A	E	TC	DP	1B	2B	3B	SS	OF	C	P
Albitz, Vance	.989	57	485.1	113	147	3	263	39	0	43	0	14	0	0	0
Alvarez, Jose	.917	6	30.2	5	6	1	12	0	0	0	0	0	0	0	6
Bedrosian, Cam	1.000	8	7.0	1	2	0	3	0	0	0	0	0	0	0	8
Berg, Jeremy	.923	38	48.0	5	7	1	13	2	0	0	0	0	0	0	38
Boesch, Brennan	.977	81	705.0	124	4	3	131	0	0	0	0	0	81	0	0
Borenstein, Zach	.980	30	256.1	45	5	1	51	1	0	0	0	0	30	0	0
Boshers, Buddy	1.000	11	13.0	1	3	0	4	1	0	0	0	0	0	0	11
Boyd, Jake	--	2	3.1	0	0	0	0	0	0	0	0	0	0	0	2
Brady, Michael	1.000	17	25.2	1	3	0	4	1	0	0	0	0	0	0	17
Buck, John	1.000	24	208.0	173	14	0	187	5	2	0	0	0	0	22	0
Calhoun, Kole	1.000	4	30.0	6	0	0	6	0	0	0	0	0	4	0	0
* Campana, Tony	1.000	52	449.0	129	1	0	130	0	0	0	0	0	52	0	0
T Campana, Tony	.990	90	765.0	194	4	2	200	0	0	0	0	0	90	0	0
Carpenter, David	1.000	21	29.2	1	4	0	5	1	0	0	0	0	0	0	21
* Carson, Robert	1.000	14	15.2	0	3	0	3	0	0	0	0	0	0	0	14
Castillo, Yeiper	--	1	3.1	0	0	0	0	0	0	0	0	0	0	0	1
Chaffee, Ryan	1.000	31	37.0	1	7	0	8	0	0	0	0	0	0	0	31
Clay, Caleb	1.000	12	76.0	4	8	0	12	0	0	0	0	0	0	0	12
Cowgill, Collin	1.000	2	16.0	1	1	0	2	0	0	0	0	0	2	0	0
Cron, C.J.	.996	42	348.0	322	24	5	351	36	42	0	0	0	0	0	0
De La Rosa, Anderson	.979	9	80.2	84	9	2	95	3	0	0	0	0	0	0	9
De La Rosa, Dane	1.000	27	25.1	2	1	0	3	0	0	0	0	0	0	0	27
Field, Tommy	.942	79	656.2	98	193	18	309	53	0	15	16	48	0	0	0
Freese, David	1.000	2	14.0	0	3	0	3	0	0	0	2	0	0	0	0
Good, Riley	--	1	2.0	0	0	0	0	0	0	0	0	0	1	0	0
Green, Grant	.966	49	382.1	97	71	6	174	21	5	4	15	18	7	0	0
Grube, Jarett	1.000	27	147.1	7	12	0	19	0	0	0	0	0	0	0	27
Hamilton, Josh	1.000	2	15.0	1	0	0	1	0	0	0	0	0	2	0	0
Heid, Drew	.958	21	161.0	44	2	2	48	0	0	0	0	0	20	0	1
Herrera, Yoslan	.933	41	50.0	6	8	1	15	1	0	0	0	0	0	0	41
Hester, John	.996	66	562.1	450	30	2	482	6	0	0	0	0	0	66	0
Jimenez, Luis	.950	92	752.2	113	153	14	280	30	11	0	81	0	0	0	0
Johnson, Kevin	--	1	0.2	0	0	0	0	0	0	0	0	0	0	0	1
Kohn, Michael	1.000	33	34.0	4	0	0	4	0	0	0	0	0	0	0	33
Komatsu, Erik	1.000	7	50.2	11	0	0	11	0	0	0	0	0	7	0	0
LeBlanc, Wade	.950	22	128.0	7	12	1	20	1	0	0	0	0	0	0	22
Lerew, Anthony	1.000	22	82.2	10	14	0	24	2	0	0	0	0	0	0	22
1 Lindsey, Taylor	.977	71	608.0	127	171	7	305	47	0	71	0	0	0	0	0
Long, Matt	.972	59	490.0	127	11	4	142	1	0	1	6	0	52	0	0
Lopez, Roberto	.990	104	834.2	378	39	4	421	41	38	0	5	0	60	0	0
Lyon, Brandon	.833	20	17.2	2	3	1	6	1	0	0	0	0	0	0	20
Maronde, Nick	1.000	9	8.2	0	2	0	2	0	0	0	0	0	0	0	9
Martinez, Joe	--	3	11.0	0	0	0	0	0	0	0	0	0	0	0	3
1 Martinez, Luis	.982	48	415.1	370	25	3	398	1	0	0	0	0	0	48	0
Morr, Mike	1.000	4	3.0	0	1	0	1	0	0	0	0	0	0	0	4
Navarro, Efran	.994	58	507.2	335	22	2	359	31	31	0	0	0	27	0	0
Newby, Kyle	.900	30	40.2	5	4	1	10	0	0	0	0	0	0	0	30
Nieve, Fernando	1.000	15	17.0	0	3	0	3	0	0	0	0	0	0	0	15
T Nieve, Fernando	1.000	33	42.2	1	7	0	8	0	0	0	0	0	0	0	33
O'Malley, Shawn	.974	86	717.1	143	198	9	350	48	0	13	5	56	12	0	0
Pestano, Winnie	.867	6	8.0	0	2	1	3	0	0	0	0	0	0	0	6
Pneiro, Joel	1.000	4	21.2	2	3	0	5	1	0	0	0	0	0	0	4
Raley, Brooks	1.000	6	23.0	3	5	0	8	1	0	0	0	0	0	0	6
Rasmus, Cory	1.000	22	28.0	2	3	0	5	0	0	0	0	0	0	0	22
Reynolds, Danny	--	1	2.0	0	0	0	0	0	0	0	0	0	0	0	1
Richardson, Dustin	1.000	36	52.2	4	5	0	9	0	0	0	0	0	0	0	36
Salas, Fernando	1.000	3	2.2	1	0	0	1	0	0	0	0	0	0	0	3
Santiago, Hector	1.000	3	14.0	1	3	0	4	0	0	0	0	0	0	0	3
Shoemaker, Matt	1.000	5	25.2	0	5	0	5	1	0	0	0	0	0	0	5
Shuck, J.B.	.985	89	763.1	187	5	3	195	2	0	0	0	0	89	0	0
Sisk, Brandon	1.000	17	11.0	0	1	0	1	0	0	0	0	0	0	0	17
Skaggs, Tyler	.000	1	3.0	0	0	1	1	0	0	0	0	0	0	0	1
Spomer, Kurt	1.000	4	10.0	0	2	0	2	0	0	0	0	0	0	0	4
Stewart, Ian	.993	25	208.1	98	36	1	135	15	14	2	9	0	0	0	0
Swift, Jimmy	.976	21	179.0	30	52	2	84	7	0	0	6	15	0	0	0
Thomas, Justin	1.000	20	112.2	4	13	0	17	3	0	0	0	0	0	0	20
Volstad, Chris	.909	7	39.1	6	4	1	11	0	0	0	0	0	0	0	7
Wall, Josh	--	8	10.2	0	0	0	0	0	0	0	0	0	0	0	8
Wheeler, Ryan	.979	19	158.0	69	26	2	96	8	8	10	1	0	0	0	0
T Wheeler, Ryan	.951	74	596.1	126	108	12	246	21	12	0	56	6	6	0	0
* Wolf, Randy	.923	7	37.2	2	10	1	13	0	0	0	0	0	0	0	7
T Wolf, Randy	.944	13	71.2	3	14	1	18	0	0	0	0	0	0	0	13
Zaneski, Zach	.950	3	19.0	17	2	1	20	2	1	0	0	0	0	2	0
TOTALS	.980	144	11334.0	3778	1403	104	5285	153							

CATCHERS	PCT	G	INN	PO	A	E	TC	DP	PB
Buck, John	1.000	22	190.0	161	11	0	172	2	2
De La Rosa, An.	.979	9	80.2	84	9	2	95	3	1
Hester, John	.996	66	562.1	450	30	2	482	6	3
Martinez, Luis	.992	48	415.1	370	25	3	398	1	6
Zaneski, Zach	1.000	2	11.0	13	1	0	14	0	0
TOTALS	.994	144	1259.1	1078	76	7	1161	153	

CAUGHT STEALING/STOLEN BASES AGAINST EFFICIENCY	CS	SB	ATT	PCT
All Catchers				
Buck, John	5	25	30	.167
De La Rosa, And.	2	5	7	.286
Hester, John	25	56	81	.309
1 Martinez, Luis	17	32	49	.347
Zaneski, Zach	0	0	0	--
TOTALS	49	118	167	.293

KEY: * - LEFTHANDED HITTER/PITCHER, # - SWITCH HITTER, T - TOTAL

2014 SEASON

2014 Season

2014 SEASON

PITCHERS	PCT	G	INN	PO	A	E	TC	DP
Alvarez, Jose	.917	6	30.2	5	6	1	12	0
Bedrosian, Cam	1.000	8	7.0	1	2	0	3	0
Berg, Jeremy	.923	38	48.0	5	7	1	13	2
Boshers, Buddy	1.000	11	13.0	1	3	0	4	1
Boyd, Jake	2	2	3.1	0	0	0	0	0
Brady, Michael	1.000	17	25.2	1	3	0	4	0
Carpenter, David	1.000	21	29.2	1	4	0	5	1
*1 Carson, Robert	1.000	14	15.2	0	3	0	3	0
Castillo, Yeiper	--	1	3.1	0	0	0	0	0
Chaffee, Ryan	1.000	31	37.0	1	7	0	8	0
Clay, Caleb	1.000	4	12	78.0	4	0	12	0
De La Rosa, Dane	1.000	27	25.1	2	1	0	3	0
Grube, Jarrett	1.000	27	147.1	7	12	0	19	0
Heid, Drew	--	1	1.0	0	0	0	0	0
Herrera, Yoslan	.933	41	50.0	6	8	1	15	1
Johnson, Kevin	--	--	0.0	0	0	0	0	0
Kohn, Michael	1.000	33	34.0	4	4	0	0	0
LeBlanc, Wade	.950	22	128.0	7	12	1	20	1
Lerew, Anthony	1.000	22	82.2	10	14	0	24	2
Lopez, Roberto	1.000	1	1.0	0	1	0	1	0
Lyon, Brandon	.833	20	17.2	2	3	1	6	1
Maronde, Nick	1.000	9	8.2	0	2	0	2	0
Martinez, Joe	3	3	11.0	0	0	0	0	0
Morin, Mike	1.000	4	3.0	0	1	0	1	0
Newby, Kyle	.900	30	40.2	5	4	1	10	0
Nieve, Fernando	1.000	15	10.7	0	3	0	3	0
T Nieve, Fernando	1.000	33	42.2	1	7	0	8	0
Pestano, Vinnie	.857	6	8.0	2	1	3	3	0
Pinero, Joel	1.000	4	21.2	3	2	0	5	0
Raley, Brooks	1.000	6	23.0	3	3	0	8	1
Rasmus, Cory	1.000	22	28.0	2	3	0	5	0
Reynolds, Danny	--	--	2.0	0	0	0	0	0
Richardson, Dustin	1.000	36	52.2	4	5	0	9	0
Salas, Fernando	1.000	3	2.2	1	0	0	1	0
Santiago, Hector	1.000	3	14.0	1	4	0	4	0
Shoemaker, Matt	1.000	5	25.2	0	5	0	5	1
Sisk, Brandon	1.000	17	11.0	0	1	0	1	0
Skaggs, Tyler	.000	1	3.0	0	0	1	1	0
Spomer, Kurt	1.000	4	10.0	0	2	0	2	0
Thomas, Justin	1.000	20	112.2	4	13	0	17	3
Volstad, Chris	.909	7	38.1	6	4	1	0	0
Wall, Josh	--	--	10.2	0	0	0	0	0
* Wolf, Randy	.923	7	37.2	2	10	1	13	0
T Wolf, Randy	.944	13	71.2	3	14	1	18	0
TOTALS	.961	144	1259.1	87	160	10	257	153

FIRST BASEMEN	PCT	G	INN	PO	A	E	TC	DP
Buck, John	1.000	2	18.0	12	3	0	15	3
Cron, C.J.	.986	42	349.0	322	24	5	351	36
Green, Grant	.975	5	33.1	37	2	1	40	6
Jimenez, Luis	.972	11	88.0	65	5	2	72	5
Lopez, Roberto	.994	38	303.2	287	30	2	319	40
Navarro, Eren	.957	31	276.0	235	27	1	303	31
Stewart, Ian	.990	14	120.1	90	14	1	105	11
Wheeler, Ryan	.994	8	63.0	58	5	1	64	7
Wheeler, Ryan	.989	12	88.0	88	6	1	95	13
Zaneski, Zach	.833	1	8.0	4	1	1	6	2
TOTALS	.989	144	1259.1	1160	106	14	1280	153

SECOND BASEMEN	PCT	G	INN	PO	A	E	TC	DP
Albitz, Vance	.990	43	362.1	87	109	2	198	30
Field, Tommy	1.000	15	119.0	23	48	0	71	12
Green, Grant	1.000	4	34.0	11	11	0	22	4
Lindsay, Taylor	.977	71	608.0	127	171	7	305	47
Long, Matt	1.000	1	3.0	1	4	0	5	0
O'Malley, Shawn	1.000	13	109.0	26	49	0	75	16
Stewart, Ian	1.000	2	18.0	3	10	0	13	2
TOTALS	.989	144	1259.1	1160	106	14	1280	153

THIRD BASEMEN	PCT	G	INN	PO	A	E	TC	DP
Field, Tommy	.948	16	132.0	14	33.0	5	52	4
Freese, David	1.000	2	14.0	0	3	0	3	0
Green, Grant	.944	15	129.0	9	25	2	36	5
Jimenez, Luis	.942	81	664.2	48	148	12	208	25
Long, Matt	.909	6	46.0	3	7	1	11	1
Lopez, Roberto	1.000	5	30.0	0	7	0	7	3
O'Malley, Shawn	1.000	5	41.0	5	8	0	13	2
Stewart, Ian	1.000	9	70.0	5	12	0	17	2
Swift, Jimmy	.909	6	44.2	2	8	1	11	0
Wheeler, Ryan	.966	10	86.0	7	21	1	29	1
T Wheeler, Ryan	.923	56	464.1	30	102	11	143	8
TOTALS	.935	144	1259.1	93	269	25	387	153

SHORT STOP	PCT	G	INN	PO	A	E	TC	DP
Albitz, Vance	.985	14	123.0	26	38	1	65	9
Field, Tommy	.946	48	403.2	61	115	10	186	37
Green, Grant	.944	18	127.0	18	33	3	54	6
Spomer, Kurt	.967	56	476.1	93	139	8	240	29
Swift, Jimmy	.986	5	13.1	28	44	1	72	7
TOTALS	.963	144	1259.1	226	369	23	618	153

LEFT FIELDSERS	PCT	G	INN	PO	A	E	TC	DP
Bosch, Brennan	1.000	7	52.0	2	0	0	2	0
1 Borenstein, Zach	.980	29	248.1	45	4	1	50	1
4 Campana, Tony	1.000	4	36.0	0	0	0	0	0
T Campana, Tony	1.000	8	64.1	9	0	0	9	0
Good, Riley	--	--	2.0	0	0	0	0	0
Green, Grant	1.000	7	64.0	22	0	0	22	0
Hamilton, Josh	1.000	2	15.0	1	0	0	1	0
Heid, Drew	.962	11	90.1	24	1	1	26	0
1 Komatsu, Erik	1.000	3	27.2	6	0	0	6	0
Long, Matt	1.000	9	69.1	18	0	0	18	0
Lopez, Roberto	.966	39	329.0	56	1	2	59	0
Navarro, Eren	1.000	10	80.0	19	0	0	19	0
O'Malley, Shawn	1.000	3	19.0	3	1	0	4	0
Shuck, J.B.	.980	27	217.2	47	1	1	49	1
Wheeler, Ryan	1.000	1	3.0	0	1	0	3	0
T Wheeler, Ryan	1.000	6	44.0	8	0	0	8	0
TOTALS	.981	144	1259.1	250	8	5	263	153

CENTER FELDERS	PCT	G	INN	PO	A	E	TC	DP
Bosch, Brennan	.977	20	168.0	43	0	1	44	0
Campana, Tony	1.000	48	413.0	125	1	0	126	0
Campana, Tony	.990	82	702.2	185	4	2	191	0
Heid, Drew	1.000	2	17.0	5	0	0	5	0
Komatsu, Erik	1.000	2	16.0	4	0	0	4	0
Long, Matt	.971	39	334.2	100	0	3	103	0
O'Malley, Shawn	.750	2	13.0	3	0	1	4	0
Shuck, J.B.	.988	35	297.2	83	2	1	86	1
TOTALS	.984	144	1259.1	363	3	6	372	153

RIGHT FELDERS	PCT	G	INN	PO	A	E	TC	DP
Bosch, Brennan	.976	56	485.0	79	4	2	85	0
1 Borenstein, Zach	1.000	1	8.0	0	1	0	1	0
Calhoun, Cole	1.000	4	30.0	6	0	0	6	0
Cowjill, Kolin	1.000	2	16.0	1	1	0	2	0
Heid, Drew	.941	7	52.2	15	1	1	17	0
Komatsu, Erik	1.000	2	7.0	1	0	0	1	0
Long, Matt	1.000	4	31.0	5	0	0	5	0
Lopez, Roberto	1.000	21	171.0	35	0	0	35	0
Navarro, Eren	.969	17	151.2	31	0	1	32	0
O'Malley, Shawn	1.000	7	59.0	13	1	0	14	1
Shuck, J.B.	.993	29	249.0	57	2	1	60	0
TOTALS	.981	144	1259.1	243	10	5	258	153

OUTFIELDERS	PCT	G	INN	PO	A	E	TC	DP	LF	CF	RF
Bosch, Brennan	.977	83	705.0	124	4	3	131	0	7	20	56
1 Borenstein, Zach	.980	30	256.1	45	5	1	51	1	29	0	1
Calhoun, Cole	1.000	4	30.0	6	0	0	6	0	0	0	4
* Campana, Tony	1.000	52	449.0	129	1	0	130	0	4	48	0
T Campana, Tony	.990	90	765.0	194	4	2	200	0	8	82	0
Cowjill, Kolin	1.000	2	16.0	1	1	0	2	0	0	0	2
Good, Riley	--	--	2.0	0	0	0	0	0	1	0	0
Green, Grant	1.000	7	64.0	22	0	0	22	0	7	0	0
Hamilton, Josh	1.000	2	15.0	1	0	0	1	0	2	0	0
Heid, Drew	.958	20	160.0	44	2	2	48	0	11	2	7
Komatsu, Erik	1.000	7	50.2	11	0	0	11	0	3	2	2
Long, Matt	.976	52	435.0	123	0	3	126	0	9	39	4
Lopez, Roberto	.979	60	500.0	91	1	2	94	0	39	0	21
Navarro, Eren	.980	27	231.2	50	0	1	51	0	10	0	17
O'Malley, Shawn	.865	12	91.0	19	2	22	1	3	2	7	0
Shuck, J.B.	.985	90	763.1	187	5	3	195	2	27	35	28
T Wheeler, Ryan	1.000	1	9.0	3	0	0	3	0	1	0	0
T Wheeler, Ryan	1.000	6	44.0	8	0	0	8	0	6	0	0
TOTALS	.982	144	3778.0	856	21	16	893	153			

ALL PITCHERS	CS	SB	ATT	PCT
Alvarez, Jose	0	4	4	0.00
Bedrosian, Cam	0	3	3	0.00
Berg, Jeremy	1	10	11	.091
Boshers, Buddy	1	1	2	5.00
Boyd, Jake	1	0	1	1.000
Brady, Michael	1	2	3	.333
Carpenter, David	1	1	2	5.00
*1 Carson, Robert	0	0	0	--
Castillo, Yeiper	0	0	0	--
Chaffee, Ryan	2	4	6	.333
Clay, Caleb	2	3	5	.400
De La Rosa, Dane	1	2	3	.333
Grube, Jarrett	7	7	14	.500
Heid, Drew	0	0	0	--
Herrera, Yoslan	1	2	3	

2014 Season

Monthly Team Statistics for April

GI — GAMES BY POSITION—

PLAYERS	AVG	G	AB	R	H	2B	3B	HR	RBI	BB	IBB	SO	SB	CS	OBP	SLG	OPS	SFSAC	HBP	DP	1B	2B	3B	SS	OF	C	E	
* Boesch, Brennan	.281	15	57	7	16	1	2	2	10	4	0	22	2	0	.339	.474	.812	0	0	1	2	0	0	0	14	0	0	
Cron, C.J.	.306	27	108	15	33	12	1	5	24	7	0	22	0	0	.359	.574	.933	0	0	2	1	21	0	0	0	0	2	
Field, Tommy	.246	16	57	9	14	1	1	2	8	5	0	14	0	0	.303	.404	.707	3	0	1	2	0	0	7	9	0	4	
Green, Grant	.365	25	104	18	38	7	2	2	28	8	0	15	3	1	.412	.529	.941	1	0	1	2	0	2	5	15	5	3	
* Heid, Drew	.222	7	18	2	4	0	0	0	4	2	0	5	0	0	.273	.222	.495	2	0	0	0	0	0	0	0	6	0	0
Hester, John	.313	14	48	9	15	4	1	1	4	4	1	16	1	0	.389	.500	.889	0	0	2	2	0	0	0	0	14	0	
Jimenez, Luis	.277	22	83	11	23	6	0	4	11	5	0	20	4	4	.318	.494	.812	0	1	0	0	0	0	17	0	0	2	
* Lindsey, Taylor	.245	26	106	22	26	3	1	3	11	13	0	14	2	1	.333	.377	.711	0	1	1	1	0	25	0	0	0	2	
* Long, Matt	.231	25	91	21	21	2	1	3	8	15	0	31	7	0	.340	.374	.713	0	1	0	0	0	0	0	0	22	0	2
Lopez, Roberto	.271	19	59	12	16	5	0	0	6	4	0	13	2	1	.323	.356	.679	1	1	1	0	1	0	0	0	18	0	
Martinez, Luis	.250	13	48	5	12	5	0	0	6	3	0	12	0	0	.321	.354	.675	0	0	2	3	0	0	0	0	0	13	2
* Navarro, Efren	.326	26	92	14	30	8	0	0	13	16	1	17	1	0	.427	.413	.840	1	0	1	2	6	0	0	0	8	0	0
# O'Malley, Shawn	.444	5	18	5	8	1	0	0	3	0	0	3	1	0	.444	.500	.944	0	0	0	0	0	0	0	0	5	0	1
* Shuck, J.B.	.375	5	24	5	8	1	0	2	1	4	1	0	1	0	2	.400	.708	1.108	0	0	0	0	0	0	0	5	0	0
Swift, Jimmy	.105	5	19	2	2	0	0	0	3	0	0	5	0	0	.100	.105	.205	1	1	0	1	0	0	0	5	0	0	1
TEAM TOTAL	.286	27	932	157	267	56	11	23	143	87	2	210	23	9	.352	.444	.796	9	5	12	16						20	

GI

PITCHERS	W-L	ERA	G	GS	CG	SHO	SV	SVO	IP	H	R	ER	HR	HB	BB	IBBS	SOBK	WPGO	AO	DP	WHIP	AVG	AB	TBF	SF	GF	HLD	
* Alvarez, Jose	0-1	5.59	4	4	0	0	0	0	19.1	19	14	12	2	1	14	0	10	0	0	1.81	3	1.71	257	74	90	0	0	0
Berg, Jeremy	1-0	7.07	10	0	0	0	0	1	14.0	16	12	11	1	2	6	0	13	0	1	0.81	0	1.57	281	57	66	1	2	1
* Boshers, Buddy	0-0	4.35	8	0	0	0	0	0	10.1	8	5	5	0	0	11	0	7	0	0	1.38	2	1.84	235	34	45	0	1	1
Brady, Michael	0-1	10.50	4	1	0	0	1	1	6.0	9	7	7	1	0	4	0	7	0	0	0.67	1	2.17	346	26	30	0	1	0
Carpenter, David	1-1	7.36	4	1	0	0	0	0	7.1	12	6	6	0	0	5	0	6	0	1	1.40	3	2.32	400	30	35	0	0	0
* Carson, Robert	0-1	5.52	10	0	0	0	0	1	14.2	18	9	9	2	0	4	0	8	0	0	0.75	0	1.50	310	58	65	1	1	0
Grube, Jarrett	2-1	3.46	5	5	0	0	0	0	26.0	21	14	10	3	1	5	0	22	0	1	0.66	3	1.00	221	95	102	1	0	0
Herrera, Yoslan	0-0	0.00	4	0	0	0	0	0	5.1	4	0	0	0	0	2	0	6	0	0	2.67	0	1.13	190	21	23	0	3	0
* LeBlanc, Wade	3-1	5.33	5	5	1	0	0	0	27.0	36	17	16	5	1	9	0	26	0	1	0.76	1	1.67	319	113	123	0	0	0
Lyon, Brandon	0-3	2.53	12	0	0	0	0	1	10.2	18	5	3	0	1	5	1	5	0	0	1.27	1	2.16	383	47	54	0	3	4
* Maronde, Nick	0-0	3.86	3	0	0	0	0	0	4.2	4	2	2	0	0	6	0	6	0	1	0.75	0	2.14	250	16	23	1	1	0
Martinez, Joe	0-3	16.36	3	3	0	0	0	0	11.0	25	23	20	4	0	9	0	14	0	2	2.00	0	3.09	424	59	69	1	0	0
Morin, Mike	0-1	12.00	4	0	0	0	2	2	3.0	7	5	4	1	0	0	0	5	0	0	3.00	1	2.33	438	16	16	0	2	0
Rasmus, Cory	1-0	2.40	11	0	0	0	1	1	15.0	9	5	4	0	0	8	1	12	0	1	0.74	2	1.13	176	51	62	2	8	2
Reynolds, Danny	1-0	0.00	1	0	0	0	0	0	2.0	1	0	0	0	0	1	0	3	0	0	0.50	0	1.00	143	7	8	0	1	0
Shoemaker, Matt	0-0	9.00	3	3	0	0	0	0	12.0	16	12	12	1	2	8	0	9	0	1	1.40	1	2.00	327	49	59	0	0	0
Spomer, Kurt	1-1	0.00	2	0	0	0	0	0	3.2	4	1	0	0	1	2	0	3	1	0	1.00	0	1.64	308	13	18	1	0	0
* Thomas, Justin	1-2	5.86	5	5	0	0	0	0	27.2	36	18	18	5	2	9	0	29	0	2	0.85	4	1.63	324	111	124	1	0	0
Wall, Josh	0-0	4.66	7	0	0	0	1	2	9.2	11	7	5	0	0	5	0	9	0	1	1.38	2	1.66	282	39	44	0	3	0
TEAM TOTAL	11-16.51	27	27	1	0	5	9	229.1	274	162	143	25	11	113	2	200	1	12	1.01	24	1.69	299	916	1056	9	26	8	

KEY: * - LEFTHANDED HITTER/PITCHER, # - SWITCH HITTER

Monthly Team Statistics for May

GI — GAMES BY POSITION—

PLAYERS	AVG	G	AB	R	H	2B	3B	HR	RBI	BB	IBB	SO	SB	CS	OBP	SLG	OPS	SFS	SAC	HBP	DP	1B	2B	3B	SS	OF	C	E	
* Boesch, Brennan	.309	13	55	10	17	5	1	3	11	3	0	11	0	1	.339	.600	.939	1	0	0	1	0	0	0	0	8	0	0	
* Borenstein, Zach	.200	7	25	3	5	0	0	0	3	1	0	12	0	0	.222	.200	.422	1	0	0	0	0	0	0	0	7	0	0	
* Calhoun, Kole	.500	5	22	7	11	2	1	1	5	0	0	3	0	1	.500	.818	1.318	0	0	0	0	0	0	0	0	4	0	0	
Cron, C.J.	.600	1	5	4	3	0	0	1	2	0	0	1	0	0	.600	1.200	1.800	0	0	0	0	1	0	0	0	0	0	0	
DeLaRosa, Anderson	.257	9	35	3	9	3	0	0	6	0	0	8	0	0	.257	.343	.600	0	0	0	0	0	0	0	0	0	0	9	2
Field, Tommy	.231	7	26	4	6	1	0	0	1	3	0	9	0	0	.333	.269	.603	0	0	1	0	0	2	1	3	0	0	3	
Freese, David	.200	3	10	4	2	0	0	2	4	4	0	1	0	0	.429	.800	1.229	0	0	0	0	0	0	2	0	0	0	0	
* Good, Riley	.500	1	2	0	1	0	0	0	0	0	0	0	0	0	.500	.500	1.000	0	0	0	0	0	0	0	0	0	1	0	0
Green, Grant	.000	1	5	0	0	0	0	0	0	0	0	1	0	0	.000	.000	.000	0	0	0	0	0	0	0	0	1	0	0	
* Hamilton, Josh	.462	3	13	2	6	2	0	0	0	0	0	2	0	0	.462	.615	1.077	0	0	0	1	0	0	0	0	2	0	0	
* Heid, Drew	.258	17	62	7	16	1	2	0	6	3	0	13	1	0	.292	.339	.631	0	2	0	1	0	0	0	0	14	2	0	
Hester, John	.259	7	27	2	7	3	0	0	3	1	0	6	0	0	.286	.370	.656	0	0	0	1	0	0	0	0	0	7	0	
Jimenez, Luis	.250	17	72	7	18	5	1	5	10	2	0	14	2	0	.280	.556	.836	0	1	1	3	4	0	14	0	0	0	3	
* Komatsu, Erik	.067	7	15	1	1	1	0	0	1	2	0	3	0	0	.176	.133	.310	0	1	0	1	0	0	0	0	0	7	0	0
* Lindsey, Taylor	.222	29	117	17	26	5	1	3	12	15	1	15	2	0	.316	.359	.675	0	1	1	4	0	27	0	0	0	0	5	
* Long, Matt	.288	27	104	17	30	7	0	1	18	18	2	23	8	1	.393	.385	.778	0	2	0	2	0	1	6	0	19	0	1	
Lopez, Roberto	.283	29	106	14	30	5	1	6	18	11	0	15	0	2	.350	.519	.869	2	0	1	3	18	0	4	0	5	0	1	
Martinez, Luis	.263	16	57	11	15	6	0	3	8	6	0	8	0	0	.354	.526	.880	0	0	2	3	0	0	0	0	0	0	15	1
* Navarro, Efrén	.317	16	63	11	20	3	0	2	10	11	0	6	0	0	.419	.460	.879	0	0	0	2	9	0	0	0	6	0	2	
# O'Malley, Shawn	.310	25	84	12	26	7	1	0	5	5	0	13	0	3	.379	.417	.796	1	3	5	1	0	2	1	18	2	0	2	
* Shuck, J.B.	.330	25	109	13	36	6	0	0	14	12	1	7	3	1	.400	.385	.785	2	0	2	3	0	0	0	0	21	0	1	
* Stewart, Ian	.000	2	6	0	0	0	0	0	1	0	4	0	0	0	.143	.000	.143	0	0	0	0	0	0	1	0	0	0	0	0
Swift, Jimmy	.293	16	58	8	17	4	0	1	9	2	0	12	0	0	.323	.414	.736	1	1	1	0	0	0	0	6	10	0	1	
TEAM TOTAL	.280	30	1078157	302	66	8	28	146	100	4	187	16	9	.347	.434	.781	8	11	14	26								28	

2014 SEASON

GI

PITCHERS	W-L	ERA	G	GS	CG	SHO	SV	SVO	IP	H	R	ER	HR	HR	BB	IBB	SOBK	WPGO/AO	DP	WHIP	AVG	AB	TBF	SF	GF	HLD		
* Alvarez, Jose	0-1	8.74	2	2	0	0	0	0	11.1	16	11	6	3	1	0	7	0	1.36	1	1.50	.327	49	53	0	0	0	0	
Berg, Jeremy	0-2	9.39	13	0	0	0	0	1	15.1	31	21	16	3	4	0	15	0	0.81	2	2.28	.425	73	82	1	6	0	0	
* Boshers, Buddy	1-0	13.50	3	0	0	0	0	1	2.2	2	4	4	1	0	2	0	5	0	3.00	0	1.50	.200	10	12	0	1	2	
Brady, Michael	0-0	6.75	10	0	0	0	1	1	14.2	16	11	11	0	0	6	0	9	0	1.13	0	1.50	.291	55	65	3	2	2	
* Carson, Robert	0-0	81.00	4	0	0	0	0	0	1.0	5	9	9	0	0	9	0	1	2.00	0	14.00	.556	9	18	0	0	0	0	
Chaffee, Ryan	1-1	5.40	7	0	0	0	1	2	11.2	10	7	7	1	0	6	0	18	0	0.80	3	1.37	.222	45	52	1	1	1	
De La Rosa, Dane	0-0	5.06	10	0	0	0	1	1	10.2	8	6	6	2	0	4	0	9	0	1.75	2	1.13	.211	38	43	1	2	2	
Grube, Jarrett	1-1	3.57	6	6	0	0	0	0	35.1	31	15	14	7	2	13	0	29	0	1.09	1	1.25	.228	136	152	1	0	0	
Herrera, Yoslan	0-2	2.45	10	0	0	0	0	3	11.0	12	5	3	0	1	7	1	9	0	1.33	1	1.73	.286	42	55	1	3	0	
* LeBlanc, Wade	2-0	2.03	4	4	0	0	0	0	26.2	19	6	6	1	2	5	0	17	0	1.00	3	0.90	.202	94	103	1	0	0	
Lerew, Anthony	0-1	8.10	2	2	0	0	0	0	10.0	18	9	9	2	1	2	0	9	0	1.11	3	2.00	.409	44	49	2	0	0	
Lyon, Brandon	0-3	6.43	8	0	0	0	0	2	7.0	15	6	5	0	0	3	1	4	0	1.71	0	2.57	.417	36	41	0	6	1	
* Maronde, Nick	0-0	15.75	6	0	0	0	0	0	4.0	7	7	7	0	0	9	0	6	0	2.00	0	4.00	.368	19	28	0	0	1	
Newby, Kyler	0-0	0.00	2	0	0	0	0	0	2.0	1	0	0	0	0	1	0	2	0	3.00	1	0.50	.167	6	8	0	0	1	
* Raley, Brooks	0-2	9.72	4	4	0	0	0	0	16.2	27	18	18	1	4	8	0	13	0	1.33	1	2.10	.360	75	87	0	0	0	
Rasmus, Cory	1-1	7.59	9	0	0	0	1	1	10.2	13	9	9	2	0	7	2	9	0	0.69	1	1.88	.302	43	51	1	6	1	
* Richardson, Dustin	1-2	8.80	6	2	0	0	0	0	15.1	20	17	15	5	1	8	0	14	0	1.09	1	1.83	.323	62	72	1	1	0	
* Santiago, Hector	0-1	6.75	2	2	0	0	0	0	8.0	12	6	6	0	0	7	0	8	0	1.33	1	2.38	.353	34	41	0	0	0	
Shoemaker, Matt	1-0	3.95	2	2	0	0	0	0	13.2	18	6	6	1	0	1	0	17	0	1.50	3	1.39	.327	55	56	0	0	0	
* Sisk, Brandon	0-0	4.50	3	0	0	0	0	1	2.0	1	1	1	1	0	1	0	1	0	0.67	0	1.00	.143	7	8	0	1	1	
Spomer, Kurt	0-0	0.00	1	0	0	0	0	0	3.2	3	1	0	0	0	1	0	0	0	0.57	1	1.09	.214	14	15	0	0	0	
* Thomas, Justin	1-4	6.69	6	6	0	0	0	0	35.0	46	29	26	8	4	11	0	29	0	1.20	8	1.63	.329	140	156	1	0	0	
Wall, Josh	0-0	0.00	1	0	0	0	0	0	1.0	0	0	0	0	0	0	0	2	0	1.00	0	0.00	.000	3	3	0	0	0	
TEAM TOTAL	9-21	6.26	30	30	0	1	4	13	270.1	334	205	188	41	22	115	4	233	0	12	1.13	30	1.66	.305	1095	1256	14	30	12

KEY: * - LETHANDED HITTER/PITCHER, #- SWITCH HITTER

2014 Season

Monthly Team Statistics for June

GI —GAMES BY POSITION—

PLAYERS	AVG	G	AB	R	H	2B	3B	HR	RBI	BB	IBB	SO	SB	CS	OBP	SLG	OPS	SF	SAC	HBP	DP	1B	2B	3B	SS	OF	C	E	
Albitz, Vance	.309	16	55	6	17	6	1	0	6	2	0	3	0	0	.328	.455	.782	1	0	0	0	0	8	0	8	0	0	1	
* Boesch, Brennan	.405	22	84	20	34	7	2	7	24	8	1	18	2	0	.457	.786	1.242	0	0	0	2	0	0	0	0	20	0	1	
* Borenstein, Zach	.272	23	92	8	25	4	0	2	19	2	0	21	0	2	.295	.380	.675	0	1	1	0	0	0	0	0	23	0	1	
De La Rosa, Anderson	.250	1	4	0	1	0	0	0	0	0	0	1	0	0	.250	.250	.500	0	0	0	0	0	0	0	0	0	0	0	
Field, Tommy	.320	26	103	19	33	10	2	1	11	8	0	17	2	1	.377	.485	.863	1	2	2	6	0	6	3	18	0	0	5	
Green, Grant	.255	11	47	9	12	5	0	1	5	2	0	8	0	1	.300	.426	.726	0	0	1	4	4	1	6	0	0	0	1	
Hester, John	.276	18	58	9	16	5	0	2	8	11	0	15	1	0	.380	.466	.846	2	0	0	4	0	0	0	0	0	17	2	
Jimenez, Luis	.264	26	106	14	28	7	2	2	14	6	0	16	1	0	.304	.425	.728	0	0	0	2	1	0	18	0	0	0	3	
* Lindsey, Taylor	.240	8	25	4	6	3	1	1	2	2	0	4	0	0	.296	.560	.856	0	1	0	0	0	8	0	0	0	0	0	
* Long, Matt	.290	8	31	7	9	1	0	1	3	4	0	7	2	0	.371	.419	.791	0	0	0	0	0	0	0	0	0	7	0	1
Lopez, Roberto	.264	24	87	8	23	4	0	3	9	0	0	14	0	0	.278	.414	.692	1	1	2	4	10	0	1	0	9	0	2	
Martinez, Luis	.293	12	41	4	12	2	0	1	1	2	0	5	0	0	.326	.415	.740	0	1	0	1	0	0	0	0	0	10	0	
* Navarro, Efrén	.299	20	77	14	23	5	3	2	21	12	0	15	0	1	.393	.519	.913	0	0	0	0	12	0	0	0	0	7	0	0
# O'Malley, Shawn	.395	11	43	10	17	4	2	0	3	9	0	4	2	0	.500	.581	1.081	0	1	0	0	0	6	1	4	0	0	3	
* Shuck, J.B.	.303	25	89	19	27	4	3	2	12	15	1	7	4	2	.398	.483	.881	3	1	1	1	0	0	0	0	18	0	1	
* Stewart, Ian	.143	6	21	2	3	0	0	0	1	3	0	7	0	0	.240	.143	.383	1	0	0	1	3	0	0	0	0	0	0	
Zaneski, Zach	.250	1	4	0	1	0	0	0	0	0	0	2	0	0	.250	.250	.500	0	1	0	0	0	0	0	0	0	1	0	
TEAM TOTAL	.297	28	967	153	287	67	16	25	139	86	2	164	14	7	.355	.477	.832	9	9	7	25							22	

GI

PITCHERS	W-L	ERA	G	GS	CG	SHO	SV	SVO	IP	H	R	ER	HR	HB	BB	IBB	SO	BK	WP	GO/AO	DP	WHIP	AVG	AB	TBF	SF	GF	HLD
Berg, Jeremy	2-0	2.51	11	0	0	0	0	0	14.1	10	4	4	0	2	2	0	15	0	2	0.75	0	0.84	.192	52	57	1	2	4
Boyd, Jake	0-0	0.00	2	0	0	0	0	0	3.1	3	0	0	0	1	1	0	1	0	0	2.50	1	1.20	.273	11	13	0	0	1
Castillo, Yeiper	1-0	0.00	1	0	0	0	0	0	3.1	0	0	0	0	1	0	0	2	0	0	1.00	0	0.00	.000	10	11	0	0	0
Chaffee, Ryan	0-0	1.42	6	0	0	0	1	1	6.1	7	1	1	0	0	8	0	3	0	0	1.00	2	2.37	.333	21	30	0	2	2
Clay, Caleb	1-0	3.09	2	2	0	0	0	0	11.2	12	4	4	3	0	0	5	0	0	0	0.40	1	1.03	.273	44	45	0	0	0
De La Rosa, Dane	2-1	1.93	10	0	0	0	1	2	9.1	6	3	2	0	0	5	0	9	0	2	1.38	1	1.18	.176	34	39	0	5	1
Grube, Jarrett	2-1	9.00	5	5	0	0	0	0	25.0	38	25	25	6	0	5	0	20	0	0	0.79	1	1.72	.352	108	113	0	0	0
Herrera, Yoslan	1-1	3.38	9	0	0	0	3	4	8.0	14	3	3	1	1	0	0	5	0	0	0.89	2	1.75	.389	36	37	0	6	1
Johnson, Kevin	0-0	40.50	1	0	0	0	0	0	0.2	4	3	3	1	0	1	0	0	0	0	2.00	0	7.50	.667	6	7	0	0	0
Kohn, Michael	0-0	0.00	9	0	0	0	3	5	9.1	6	3	0	1	0	6	0	7	0	0	0.58	1	1.29	.188	32	38	0	6	0
LeBlanc, Wade	0-1	8.00	2	2	0	0	0	0	9.0	13	10	8	1	0	5	0	6	0	0	1.00	2	2.00	.351	37	42	0	0	0
Lerew, Anthony	1-3	7.62	6	4	0	0	0	0	26.0	36	23	22	5	1	13	0	11	0	0	2.21	4	1.88	.340	106	122	1	0	0
Newby, Kyler	0-0	1.72	11	1	0	0	0	0	15.2	15	3	3	0	1	5	1	14	0	0	2.50	2	1.28	.268	56	63	0	2	4
Nieve, Fernando	0-1	3.12	6	1	0	0	0	1	8.2	11	3	3	0	0	3	0	10	0	1	1.80	1	1.62	.324	34	38	0	2	0
Pineiro, Joel	1-2	7.48	4	4	0	0	0	0	21.2	36	20	18	3	0	7	0	11	0	2	1.88	4	1.98	.375	96	103	0	0	0
Raley, Brooks	0-1	12.79	2	1	0	0	0	0	6.1	12	9	9	0	0	4	0	2	0	0	1.00	3	2.53	.429	28	32	0	0	0
Rasmus, Cory	0-0	0.00	1	0	0	0	0	0	1.2	0	0	0	0	0	0	0	0	0	0	0.50	0	0.00	.000	6	6	0	0	0
Richardson, Dustin	0-1	4.80	6	1	0	0	0	1	15.0	17	8	8	0	0	6	0	17	0	0	0.86	1	1.53	.293	58	66	1	0	2
Santiago, Hector	1-0	6.00	1	1	0	0	0	0	6.0	11	6	4	0	1	0	0	1	0	0	1.13	1	1.83	.393	28	30	0	0	0
Sisk, Brandon	0-0	12.46	12	0	0	0	0	0	8.2	11	12	12	1	2	3	0	10	0	1	0.60	0	1.62	.297	37	42	0	3	4
Skaggs, Tyler	0-1	6.00	1	1	0	0	0	0	3.0	5	7	2	0	0	5	0	2	0	1	0.40	0	3.33	.357	14	19	0	0	0
Thomas, Justin	2-1	4.75	5	5	0	0	0	0	30.1	39	17	16	3	2	12	0	22	0	0	1.10	5	1.68	.325	120	136	1	0	0
TEAM TOTAL	14-14	5.44	28	28	0	1	8	14	243.1	306	164	147	25	12	91	1	176	0	9	1.12	32	1.63	.314	974	1089	4	28	19

KEY: * - LEFTHANDED HITTER/PITCHER, #- SWITCH HITTER

Monthly Team Statistics for July

GI — GAMES BY POSITION—

PLAYERS	AVG	G	AB	R	H	2B	3B	HR	RBI	BB	IBB	SO	SB	CS	OBP	SLG	OPS	SF	SAC	HBP	DP	1B	2B	3B	SS	OF	C	E	
Albitz, Vance	.269	15	52	4	14	3	1	0	4	1	0	4	1	1	.283	.365	.648	0	2	0	1	0	10	0	3	0	0	0	
* Boesch, Brennan	.284	25	102	12	29	4	1	7	23	8	1	23	2	0	.333	.549	.882	1	0	0	2	0	0	0	0	23	0	1	
Buck, John	.306	9	36	2	11	2	0	0	3	3	0	7	0	0	.359	.361	.720	0	0	0	1	2	0	0	0	0	4	0	
* Campana, Tony	.317	23	101	18	32	4	0	0	6	4	0	20	6	5	.349	.356	.705	0	3	1	0	0	0	0	0	23	0	0	
Cron, C.J.	.625	2	8	2	5	0	0	0	1	1	0	3	0	1	.667	.625	1.292	0	0	0	0	2	0	0	0	0	0	0	
Field, Tommy	.270	27	100	21	27	6	0	3	9	12	0	22	3	0	.354	.420	.774	0	1	1	3	0	6	5	15	0	0	5	
Green, Grant	.333	4	12	3	4	2	1	1	5	2	0	3	0	0	.429	.917	1.345	0	0	0	0	1	0	2	1	0	0	1	
Hester, John	.286	18	63	7	18	3	0	1	8	6	0	21	1	0	.357	.381	.738	0	1	1	1	0	0	0	0	0	14	0	
Jimenez, Luis	.348	24	92	17	32	8	0	6	22	9	0	10	2	0	.404	.630	1.034	2	0	1	1	4	0	16	0	0	0	2	
* Lindsey, Taylor	.319	12	47	7	15	2	1	1	5	1	0	11	3	1	.333	.468	.801	0	2	0	1	0	11	0	0	0	0	0	
* Long, Matt	.200	4	15	3	3	1	0	0	0	0	0	4	1	0	.200	.267	.467	0	0	0	0	0	0	0	0	4	0	0	
Lopez, Roberto	.369	19	65	9	24	4	1	1	10	4	0	13	1	0	.417	.508	.924	1	0	2	2	6	0	0	0	9	0	1	
Martinez, Luis	.244	12	45	5	11	2	0	0	7	4	0	8	0	0	.306	.289	.595	0	1	0	1	0	0	0	0	0	10	0	
* Navarro, Efren	.390	10	41	6	16	3	0	0	6	4	0	9	1	0	.444	.463	.908	0	0	0	2	4	0	0	0	6	0	0	
# O'Malley, Shawn	.258	18	62	7	16	3	0	2	6	7	0	8	2	0	.343	.403	.746	0	2	1	2	0	1	3	10	3	0	1	
* Shuck, J.B.	.297	19	74	12	22	3	2	0	12	8	0	5	1	0	.361	.392	.753	1	2	0	1	0	0	0	0	19	0	1	
* Stewart, Ian	.250	20	72	15	18	3	0	4	10	10	0	21	0	0	.357	.458	.815	0	0	2	0	10	1	4	0	0	0	1	
* Zaneski, Zach	.333	2	3	0	1	1	0	0	0	0	0	1	0	0	.333	.667	1.000	0	0	0	0	0	0	0	0	0	0	0	0
TEAM TOTAL	.301	28	990	150	298	54	7	26	137	84	1	193	24	8	.359	.448	.808	5	14	9	18							15	

GI

PITCHERS	W-L	ERA	G	GS	CG	SHO	SV	SVO	IP	H	R	ER	HR	BB	IBB	SO	KB	WP	GO/AO	DP	WHIP	AVG	AB	TBF	SF	GF	HL	
Berg, Jeremy	0-0	18.69	4	0	0	0	2	4.1	11	10	9	0	0	2	0	3	0	1.75	0	3.00	.478	23	27	2	0	1		
Carpenter, David	0-0	2.57	7	0	0	0	3	7.0	8	2	2	0	0	3	0	3	0	0.89	1	1.57	.286	28	31	0	4	1		
Chaffee, Ryan	0-1	6.17	11	0	0	0	0	11.2	11	8	8	0	0	7	0	15	0	2	0.90	0	1.54	.244	45	52	0	3	0	
Clay, Caleb	2-2	4.01	5	5	1	1	0	33.2	33	16	15	5	1	7	0	25	0	1.03	4	1.19	.256	129	137	0	0	0		
De La Rosa, Dane	0-1	81.00	3	0	0	0	0	0.2	2	6	6	0	0	6	0	0	0	1.00	0	12.00	.667	3	10	1	0	1		
Grube, Jarrett	2-3	6.00	5	5	0	0	0	27.0	35	18	18	4	1	8	0	26	0	1.066	2	1.59	.310	113	123	1	0	0		
Herrera, Yoslan	1-1	6.17	11	0	0	0	2	5	11.2	14	8	8	2	0	6	1	11	0	1.75	1	1.71	.311	45	53	2	6	0	
Kohn, Michael	1-1	8.49	11	0	0	0	2	3	11.2	12	14	11	3	1	15	0	14	0	0.43	1	2.31	.267	45	62	1	5	0	
* LeBlanc, Wade	2-0	3.99	6	6	0	0	0	38.1	40	19	17	1	1	10	0	44	0	1.13	0	1.30	.272	147	163	2	0	0		
Lerew, Anthony	2-0	3.47	6	4	0	0	0	23.1	23	9	9	3	0	11	0	19	0	1.50	0	1.46	.258	89	103	1	1	0		
Newby, Kyler	0-3	6.32	13	0	0	0	0	3	15.2	25	14	11	3	0	5	0	13	0	1.29	3	1.91	.368	68	75	2	1	0	
Nieve, Fernando	0-1	7.56	9	0	0	0	1	8.1	10	7	7	0	0	9	0	12	0	2.100	0	2.28	.323	31	43	3	3	1		
Rasmus, Cory	0-0	0.00	1	0	0	0	0	0.2	1	0	0	0	0	1	0	0	0	1.00	0	3.00	.333	3	4	0	0	0		
* Richardson, Dustin	2-0	5.79	10	0	0	0	0	9.1	7	8	6	1	0	5	0	13	0	2.20	0	1.29	.194	36	41	0	2	3		
Salas, Fernando	0-0	0.00	2	0	0	0	0	2.0	2	0	0	0	0	0	0	0	0	0.50	0	1.00	.250	8	8	0	1	1		
* Sisk, Brandon	0-1	81.00	2	0	0	0	0	0.1	3	3	3	0	0	1	0	0	0	1.00	0	12.00	.750	4	5	0	0	0		
* Thomas, Justin	0-1	6.86	4	4	0	0	0	19.2	27	16	15	5	0	9	0	15	0	1.095	5	1.83	.342	79	88	0	0	0		
Volstad, Chris	0-1	4.42	3	3	0	0	0	18.1	22	10	9	3	0	3	0	8	0	1.24	1	1.36	.297	74	80	1	0	0		
* Wolf, Randy	0-0	4.91	1	1	0	0	0	3.2	5	2	2	1	0	1	0	4	0	0.67	2	1.64	.357	14	15	0	0	0		
TEAM TOTAL	12-16	5.76	28	28	1	1	7	17	248.1	294	173	159	33	4	109	1	225	0	11	1.05	20	1.62	297	990	1126	16	27	8

2014 SEASON

KEY: * - LEFTHANDED HITTER/PITCHER, #- SWITCH HITTER

2014 Season

Monthly Team Statistics for August

PLAYERS	GI — GAMES BY POSITION—																											
	AVG	G	AB	R	H	2B	3B	HR	RBI	BB	IBB	SO	SB	CS	OBP	SLG	OPS	SF	SAC	HBP	DP	1B	2B	3B	SS	OF	C	E
Albitz, Vance	.368	28	95	17	35	8	3	2	14	4	0	12	1	1	.400	.579	.979	0	1	1	3	0	24	0	3	0	0	2
* Boesch, Brennan	.351	19	74	18	26	7	1	5	16	6	0	12	4	3	.407	.676	1.083	0	0	1	1	0	0	0	0	16	0	1
Buck, John	.284	23	81	11	23	6	0	2	12	10	0	14	0	0	.372	.432	.804	1	0	2	5	0	0	0	0	0	18	0
* Campana, Tony	.227	29	97	13	22	2	2	0	11	14	0	19	3	4	.324	.289	.613	0	3	0	0	0	0	0	0	0	28	0
Cowgill, Collin	.333	3	12	4	4	2	0	0	2	0	2	0	0	0	.429	.500	.929	0	0	0	0	0	0	0	0	0	2	0
Cron, C.J.	.275	19	69	9	19	2	0	1	6	10	1	14	2	0	.378	.348	.726	1	0	2	2	18	0	0	0	0	0	3
Field, Tommy	.375	4	16	2	6	0	1	1	4	0	0	1	0	0	.375	.688	1.063	0	0	0	0	1	0	3	0	0	1	
Green, Grant	.400	7	30	8	12	3	0	1	4	1	0	4	1	0	.419	.600	1.019	0	0	0	1	0	1	2	2	1	0	1
Hester, John	.171	13	41	4	7	1	0	2	6	4	0	10	0	0	.244	.341	.586	0	0	0	1	0	0	0	0	0	13	0
Jimenez, Luis	.295	27	112	18	33	8	0	4	19	2	1	14	3	0	.302	.473	.775	2	0	0	3	2	0	15	0	0	0	4
Lopez, Roberto	.291	23	79	7	23	2	0	1	13	6	0	14	1	2	.345	.354	.699	1	0	1	2	3	0	0	0	0	18	0
# O'Malley, Shawn	.346	29	107	26	37	3	6	1	21	18	0	14	8	1	.438	.514	.952	2	3	1	1	0	4	0	23	2	0	2
* Shuck, J.B.	.330	27	106	14	35	4	2	1	14	7	0	9	1	1	.362	.434	.796	3	1	0	6	0	0	0	0	0	25	0
* Stewart, Ian	.136	8	22	4	3	0	0	1	2	4	0	10	1	0	.269	.273	.542	0	0	0	0	1	1	4	0	0	0	0
* Wheeler, Ryan	.322	24	90	12	29	1	0	2	15	6	1	19	0	0	.357	.400	.757	2	0	0	2	7	0	10	0	1	0	2
Zaneski, Zach	.200	2	5	0	1	0	0	0	0	0	0	3	0	0	.200	.200	.400	0	0	0	0	0	0	0	0	0	1	1
TEAM TOTAL	.304	30	1036	167	315	49	15	24	157	94	3	171	25	12	.363	.450	.812	12	8	8	27							19

PITCHERS	GI																											
	W-L	ERA	G	GS	CG	SHO	SV	SVO	IP	H	R	ER	HR	HB	BB	IBB	SO	BP	WPGO/AO	DP	WHIP	AVG	AB	TBF	SF	GF	HLD	
Bedrosian, Cam	1-1	9.00	7	0	0	0	2	4	6.0	5	6	6	0	2	5	1	9	0	2.00	0	1.67	.217	23	30	0	5	0	
Brady, Michael	0-1	3.60	3	0	0	0	0	5.0	5	3	2	0	0	3	0	5	0	1.75	0	1.60	.238	21	24	0	2	0		
Carpenter, David	1-0	1.76	10	0	0	0	0	15.1	10	3	3	0	0	4	0	13	0	0.94	1	0.91	.179	56	60	0	3	4		
Chaffee, Ryan	0-0	11.05	7	0	0	0	0	7.1	14	9	9	1	0	7	0	9	0	3	1.20	1	2.86	.412	34	41	0	1	2	
Clay, Caleb	0-5	7.04	5	5	0	0	0	30.2	42	24	24	6	0	10	0	15	0	1	1.03	5	1.70	.326	129	140	1	0	0	
De La Rosa, Dane	1-0	1.93	4	0	0	0	1	4.2	5	1	1	0	0	3	0	3	0	1.00	1	1.71	.278	18	21	0	1	1		
Grube, Jarrett	1-3	6.35	6	6	1	0	0	34.0	39	27	24	6	3	10	0	24	0	1	0.68	2	1.44	.287	136	150	1	0	0	
Herrera, Yoslan	2-0	0.00	7	0	0	0	0	14.0	7	0	0	0	1	1	0	16	0	1	1.27	1	0.57	.146	48	50	0	3	1	
Kohn, Michael	0-0	5.25	12	0	0	0	3	3	12.0	10	7	7	2	0	6	0	11	0	1	0.50	1	1.33	.233	43	51	1	8	1
* LeBlanc, Wade	3-2	5.33	5	5	0	0	0	27.0	35	16	16	3	0	13	0	26	0	0.59	3	1.78	.333	105	120	1	0	0		
Lerew, Anthony	1-1	5.75	7	3	0	0	0	20.1	27	17	13	1	0	8	0	13	0	1	0.74	2	1.72	.314	86	95	1	1	0	
Newby, Kyle	0-1	4.91	4	1	0	0	0	7.1	9	4	4	0	1	1	0	3	0	1	1.25	0	1.36	.300	30	32	0	0	0	
Pestano, Vinnie	1-1	2.25	6	0	0	0	0	8.0	7	3	2	1	1	4	1	12	0	1	0.86	0	1.38	.219	32	37	0	2	1	
* Richardson, Dustin	0-0	13.50	13	0	0	0	2	3	10.0	19	15	15	0	0	6	0	11	1	1.83	1	2.50	.404	47	53	0	2	5	
Salas, Fernando	0-0	0.00	1	0	0	0	1	1	0.2	0	0	0	0	0	0	0	0	0	2.00	0	0.00	.000	2	2	0	1	0	
Spomer, Kurt	0-0	0.00	1	0	0	0	0	2.2	2	0	0	0	0	2	0	1	0	0	2.00	1	1.50	.222	9	11	0	0	0	
Volstad, Chris	2-0	7.71	4	4	0	0	0	21.0	26	18	18	4	1	9	0	16	0	1	1.30	0	1.67	.299	87	98	1	0	0	
* Wolf, Randy	1-1	4.76	6	6	0	0	0	34.0	40	18	18	4	1	11	0	27	0	1	1.32	1	1.50	.301	133	151	2	0	0	
TEAM TOTAL	14-16	5.61	30	30	1	1	9	12	260.0	302	171	162	28	10	103	2	214	13	0.98	20	1.56	.291	1039	1166	8	29	15	

KEY: * - LEFTHANDED HITTER/PITCHER, # - SWITCH HITTER

Monthly Team Statistics for September

GI —GAMES BY POSITION—

PLAYERS	AVG	G	AB	R	H	2B	3B	HR	RBI	BB	IBB	SO	SB	CS	OBP	SLG	OPS	SFSAC	HBP	DP	1B	2B	3B	SS	OF	C	E
Albitz, Vance	.250	1	4	0	1	0	0	0	1	0	0	0	0	1	.250	.250	.500	0	0	0	0	0	1	0	0	0	0
* Boesch, Brennan	1.000	1	2	1	2	1	0	1	1	0	0	0	0	0	1.000	3.000	4.000	0	0	0	0	0	0	0	0	0	0
Buck, John	.500	1	2	0	1	0	0	0	0	0	0	1	0	0	.500	.500	1.000	0	0	0	0	0	0	0	0	0	
* Campana, Tony	.000	1	4	0	0	0	0	0	0	0	0	0	0	0	.000	.000	.000	0	0	0	0	0	0	0	1	0	0
Hester, John	.000	1	4	0	0	0	0	0	0	0	0	2	0	0	.000	.000	.000	0	0	0	0	0	0	0	0	1	0
Jimenez, Luis	.000	1	4	0	0	0	0	0	0	0	0	1	0	0	.000	.000	.000	0	0	0	0	0	1	0	0	0	0
Lopez, Roberto	.250	1	4	1	1	1	0	0	0	0	0	1	0	0	.250	.500	.750	0	0	0	0	0	0	0	1	0	0
# O'Malley, Shawn	.250	1	4	0	1	1	0	0	0	0	0	2	0	0	.250	.500	.750	0	0	0	0	0	0	1	0	0	0
* Shuck, J.B.	.250	1	4	1	1	0	0	1	1	0	0	1	0	0	.250	1.000	1.250	0	0	0	0	0	0	0	1	0	0
* Wheeler, Ryan	.500	1	2	1	1	0	0	0	0	2	0	0	0	0	.750	.500	1.250	0	0	0	0	1	0	0	0	0	0
TEAM TOTAL	.235	1	34	4	8	3	0	2	3	2	0	8	0	1	.278	.500	.778	0	0	0	0	0	0	0	0	0	0

GI

PITCHERS	W-L	ERA	G	GS	CG	SHO	SV	SVO	IP	H	R	ER	HR	HB	BB	IBB	SO	BP	GO/AO	DP	WHIP	AVG	AB	TBF	SF	GF	HLD
Bedrosian, Cam	0-0	0.00	1	0	0	0	0	0	1.0	0	0	0	0	1	1	0	1	0	1.00	0	1.00	.000	3	5	0	1	0
Kohn, Michael	0-0	0.00	1	0	0	0	0	0	1.0	0	0	0	0	0	0	0	1	0	0.00	0	0.00	.000	3	3	0	0	0
Lerew, Anthony	0-1	27.00	1	1	0	0	0	0	3.0	12	9	9	1	0	0	4	0	1	1.00	1	4.00	.600	20	20	0	0	0
* Richardson, Dustin	0-0	3.00	1	0	0	0	0	0	3.0	1	1	1	1	0	1	0	1	0	2.50	1	0.67	.111	9	10	0	0	0
TEAM TOTAL	0-1	11.25	1	1	0	0	0	0	8.0	13	10	10	2	1	2	0	7	0	1.14	2	1.88	.371	35	38	0	1	0

KEY: * - LEFTHANDED HITTER/PITCHER, #- SWITCH HITTER

2014 SEASON

2014 Season

Kole Calhoun

2014 SEASON



FRANCHISE RECORDS

Salt Lake Franchise Records

Career Hitting Records

BATTING AVERAGE (MIN. 500 PA)

John Barnes	.365
Brent Brede	.350
Riccardo Ingram	.348
Jose Fernandez	.338
Tim McIntosh	.338
Todd Walker	.338
Kendry Morales	.335
Doug Mientkiewicz	.334
Jon Shave	.333
Brian Raabe	.326

GAMES PLAYED

Adam Pavkovich	521
Efren Navarro	480
Nick Gorneault	460
Chris Latham	424
Terry Evans	423
Mitch Simons	374
Casey Smith	371
Ryan Budde	366
Brian Raabe	351
Brian Buchanan	335

ON BASE PERCENTAGE (MIN. 500 PA)

Brent Brede	.441
Jeff Carter	.441
John Barnes	.439
Jose Fernandez	.421
Todd Walker	.406
Doug Mientkiewicz	.406
Reggie Willits	.405
Jon Shave	.405
Curtis Pride	.405
Riccardo Ingram	.403

SLUGGING PCT. (MIN. 500 PA)

Dallas McPherson	.649
Sean Rodriguez	.626
Jose Fernandez	.624
Howie Kendrick	.591
Bernardo Brito	.584
David Ortiz	.578
Mark Trumbo	.577
Adam Riggs	.566
John Barnes	.565
Kole Calhoun	.557

AT BATS

Efren Navarro	1806
Adam Pavkovich	1792
Nick Gorneault	1657
Terry Evans	1652
Chris Latham	1627
Mitch Simons	1454
Brian Raabe	1396
Casey Smith	1318
Brandon Wood	1288
Brian Buchanan	1253

HITS

Efren Navarro	567
Chris Latham	500
Terry Evans	485
Adam Pavkovich	467
Brian Raabe	455
Nick Gorneault	429
Mitch Simons	429
Robb Quinlan	386
Todd Walker	379
Brandon Wood	365

RUNS

Chris Latham	311
Nick Gorneault	299
Terry Evans	285
Efren Navarro	283
Brian Raabe	269
Adam Pavkovich	253
Mitch Simons	250
Brandon Wood	225
Brian Buchanan	223
Todd Walker	214

TOTAL BASES

Efren Navarro	812
Terry Evans	805
Nick Gorneault	797
Chris Latham	758
Adam Pavkovich	745
Brandon Wood	690
Brian Raabe	650
Brian Buchanan	608
Mitch Simons	607
Todd Walker	599

Salt Lake Franchise Records

Career Hitting Records (Continued)

DOUBLES

Efren Navarro	129
Terry Evans	112
Adam Pavkovich	105
Brian Raabe	97
Mitch Simons	95
Nick Gorneault	90
Matt Brown	90
Chris Latham	83
Paul McAnulty	82
Luis Jimenez	81

TRIPLES

Chone Figgins	33
Nick Gorneault	24
Chris Latham	23
Mitch Simons	22
Larry Barnes	19
Alfredo Amezaga	18
Jeremy Moore	18
Robb Quinlan	18
Nathan Haynes	17
Peter Bourjos	15
Gary Johnson	15

HOME RUNS

Brandon Wood	77
Nick Gorneault	70
Terry Evans	60
Chad Rupp	59
Brian Buchanan	54
Matt Brown	53
Sean Rodriguez	50
Adam Pavkovich	49
Bernardo Brito	44
Paul McAnulty	44

RUNS BATTED IN

Nick Gorneault	293
Efren Navarro	275
Terry Evans	258
Adam Pavkovich	253
Brian Buchanan	245
Brandon Wood	236
Chris Latham	210
Robb Quinlan	209
Luis Jimenez	203
Chad Rupp	201
Todd Walker	201

EXTRA BASE HITS

Terry Evans	186
Nick Gorneault	184
Efren Navarro	172
Adam Pavkovich	167
Brandon Wood	163
Matt Brown	149
Chris Latham	148
Brian Raabe	134
Brian Buchanan	132
Mitch Simons	130

WALK-OFF HOME RUNS

Brent Brede	3
Brian Buchanan	3
Larry Barnes	2
Bernardo Brito	2
Matt Brown	2
Ryan Budde	2
Scott Morgan	2
Kole Calhoun	2

SACRIFICE BUNTS

Gary Patchett	24
Mike Moriarty	22
Adam Pavkovich	21
Casey Smith	21
Andrew Romine	19
Chris Latham	16
Mitch Simons	16
Zach Sorensen	16
Reggie Willits	16
Denny Hocking	15

SACRIFICE FLIES

Adam Pavkovich	22
Efren Navarro	21
Todd Walker	20
Terry Evans	19
Brian Raabe	19
Adam Riggs	17
Chad Rupp	17
Robb Quinlan	17
Luis Jimenez	16
Brian Buchanan	15

Salt Lake Franchise Records

Career Hitting Records (Continued)

STRIKEOUTS

Terry Evans	425
Nick Gorneault	409
Chris Latham	395
Adam Pavkovich	364
Brandon Wood	327
Ryan Budde	308
Efren Navarro	294
Matt Brown	278
Chad Rupp	275
Jamie Ogden	269

BASES ON BALLS

Chris Latham	204
Efren Navarro	189
Nick Gorneault	183
Reggie Willits	160
Adam Pavkovich	157
Brian Raabe	142
Mike Moriarty	141
Mitch Simons	137
Todd Walker	135
Brent Brede	134

HIT BY PITCH

Jeff Ferguson	31
Tom Quinlan	30
Mitch Simons	23
Sean Rodriguez	22
Brian Buchanan	21
Jon Shave	19
Gary Patchett	18
Matt Brown	16
Mike Durant	16
Adam Pavkovich	16
Alfredo Amezaga	16

INTENTIONAL WALKS

Todd Walker	14
Bernardo Brito	10
Steve Dunn	10
Brent Brede	9
Jeff Guiel	9
Mitch Simons	9
Scott Stahoviak	9
Mark Trumbo	8
Jamie Ogden	8
Brian Raabe	7
Ryan Radmanovich	7
Chris Latham	7

STOLEN BASES

Chris Latham	94
Mitch Simons	93
Terry Evans	77
Andrew Romine	61
Chone Figgins	55
Alfredo Amezaga	53
Matt Long	50
Reggie Willits	48
Andrew Romine	46
Trent Durrington	44
Zach Sorensen	43

CAUGHT STEALING

Chris Latham	43
Mitch Simons	32
Alfredo Amezaga	28
Terry Evans	27
Adam Pavkovich	24
Reggie Willits	24
Tommy Murphy	23
Nick Gorneault	20
Nathan Haynes	19
Erick Aybar	19

GROUND INTO DOUBLE PLAYS

Adam Pavkovich	44
Brian Raabe	43
Robb Quinlan	41
Efren Navarro	40
Brian Buchanan	37
Nick Gorneault	35
Todd Walker	33
Mike Durant	31
Damian Miller	31
Ryan Budde	31
Brandon Wood	31

GRAND SLAMS

Nick Gorneault	3
Torii Hunter	3
Gary Johnson	3
Luis Rodriguez	3
Larry Barnes	2
Chris Latham	2
A.J. Pierzynski	2
Kevin Richardson	2
Scott Stahoviak	2
Bobby Wilson	2
Brandon Wood	2

Salt Lake Franchise Records

Career Hitting Records (Continued)

MULTIPLE HIT GAMES

Efren Navarro	167
Chris Latham	143
Terry Evans	135
Brian Raabe	130
Mitch Simons	120
Nick Gorneault	119
Todd Walker	118
Robb Quinlan	105
Brandon Wood	101
Alfredo Amezaga	100

MULTIPLE RBI GAMES

Efren Navarro	76
Nick Gorneault	71
Terry Evans	68
Brian Buchanan	63
Brandon Wood	63
Adam Pavkovich	57
Luis Jimenez	52
Bernardo Brito	50
Damian Miller	49
Paul McAnulty	48

MULTIPLE HOME RUN GAMES

Sean Rodriguez	7
Adam Riggs	6
Larry Barnes	5
Nick Gorneault	5
Dallas McPherson	5
Brandon Wood	5
Brian Gordon	4
Paul McAnulty	4
David Ortiz	4
Robb Quinlan	4
Todd Walker	4

WALK OFF GAME WINNING RBI

Terry Evans	6
Brian Buchanan	5
Brian Raabe	4
Scott Stahoviak	4
Adam Pavkovich	4
Brent Brede	4
Ryan Budde	4
Curtis Pride	3
Trent Durrington	3
Kendrys Morales	3
Kole Calhoun	3

Efren Navarro



Salt Lake Franchise Records

Career Pitching Records

WINS		LOSSES	
Chris Bootcheck	34	Mark Redman	32
LaTroy Hawkins	32	Chris Bootcheck	28
Matt Shoemaker	25	Matt Shoemaker	26
Dustin Moseley	24	Steve Green	24
Mark Redman	23	Dustin Moseley	24
Shane Bowers	22	LaTroy Hawkins	23
Travis Miller	22	Travis Miller	22
Kasey Olenberger	21	Greg Jones	21
Steve Green	20	Matt Hensley	21
Jonathon Rouwenhorst	20	Brandon Emanuel	21
Greg Jones	20		
EARNED RUN AVERAGE (MIN. 150 IP)		SAVES	
Scott Kligenbeck	3.03	Bart Miadich	57
Jason Bulger	3.10	Greg Jones	39
Travis Baptist	3.28	Jason Bulger	31
Bart Miadich	3.30	Michael Kohn	29
Dusty Bergman	3.72	Ryan Brasier	26
Joe Saunders	3.81	Scott Watkins	24
Scott Dunn	3.85	Jeremy Hill	23
Mike Trombley	3.88	Marcus Gwyn	21
Shane Loux	3.98	Tony Fiore	19
John Lackey	3.99	Kevin Ohme	19
GAMES PITCHED		INNINGS PITCHED	
Greg Jones	214	Chris Bootcheck	603.0
Gus Gandarillas	191	LaTroy Hawkins	441.1
Jeremy Berg	179	Matt Shoemaker	423.0
Bart Miadich	160	Kasey Olenberger	417.2
Kevin Ohme	158	Mark Redman	395.1
Jason Bulger	158	Travis Miller	361.1
Matt Wilhite	156	Matt Hensley	360.0
Chris Bootcheck	145	Dustin Moseley	248.0
Scott Watkins	138	Dan Serafini	340.0
Ryan Brasier	118	Steve Green	305.1
GAMES STARTED		HITS ALLOWED	
Chris Bootcheck	89	Chris Bootcheck	717
Mark Redman	71	Matt Shoemaker	523
Matt Shoemaker	69	LaTroy Hawkins	480
LaTroy Hawkins	68	Mark Redman	463
Dustin Moseley	63	Kasey Olenberger	454
Kasey Olenberger	63	Dustin Moseley	418
Steve Green	60	Travis Miller	403
Dan Serafini	55	Matt Hensley	402
Travis Miller	50	Dan Serafini	390
Jarrett Grube	48	Steve Green	365
COMPLETE GAMES		CG SHUTOUTS	
LaTroy Hawkins	11	LaTroy Hawkins	3
Chris Bootcheck	7	Scott Kligenbeck	2
Scott Kligenbeck	5	Chris Bootcheck	2
Scot Shields	4	Jered Weaver	2
Dan Serafini	3	Joe Saunders	2
Shane Bowers	3	Trevor Bell	2
John Lackey	3	Bear Bay	1
Dustin Moseley	3	Travis Baptist	1
Frank Rodriguez	3	Chris Cumberland	1
15 Pitchers w/	2	John Lackey	1
		Mike Lincoln	1
		Oscar Munoz	1
		Sean O'Sullivan	1
		Brett Roberts	1
		Frank Rodriguez	1
		Jason Ryan	1
		Caleb Clay	1

Salt Lake Franchise Records

Career Pitching Records (Continued)

RUNS ALLOWED

Chris Bootcheck	384
Mark Redman	289
Matt Shoemaker	269
Kasey Olenberger	261
Dustin Moseley	233
LaTroy Hawkins	224
Steve Green	224
Matt Hensley	224
Travis Miller	210
Dan Serafini	203

STRIKEOUTS

Chris Bootcheck	392
Mark Redman	331
Matt Shoemaker	331
Travis Miller	313
Matt Hensley	276
Kasey Olenberger	269
LaTroy Hawkins	264
Greg Jones	263
Jason Bulger	261
Dan Serafini	260

HIT BATTERS

Matt Hensley	23
Chris Bootcheck	23
Jeremy Berg	31
Matt Palmer	19
Dustin Moseley	18
Kasey Olenberger	17
Matt Wise	17
Matt Shoemaker	16
Jarrett Grube	16

WILD PITCHES

Bart Miadich	29
LaTroy Hawkins	24
Gus Gandarillas	22
Elvin Nina	22
Kasey Olenberger	22
Chris Bootcheck	22
Greg Jones	21
Matt Palmer	21
Marcus Gwyn	19
Shane Bowers	19

10+ STRIKEOUT GAMES

Jared Weaver	3
Mark Redman	3
LaTroy Hawkins	2
Lou Pote	2
Matt Hensley	2
Matt Wise	2
Matt Shoemaker	2
15 Pitchers w/	1

EARNED RUNS ALLOWED

Chris Bootcheck	327
Matt Shoemaker	253
Mark Redman	251
Kasey Olenberger	236
Dustin Moseley	214
LaTroy Hawkins	200
Steve Green	197
Dan Serafini	190
Travis Miller	188
Matt Hensley	188

BASES ON BALLS

Chris Bootcheck	220
Mark Redman	174
Travis Miller	151
Kasey Olenberger	147
Steve Green	145
Dan Serafini	135
Bart Miadich	134
Elvin Nina	129
LaTroy Hawkins	120
Matt Hensley	113

HOME RUNS ALLOWED

Chris Bootcheck	71
Kasey Olenberger	69
Matt Shoemaker	55
Shane Bowers	55
Dustin Moseley	52
Brandon Emanuel	48
Mark Redman	45
Dan Serafini	44
Benj Sampson	42
Matt Hensley	41

BALKS

Dustin Moseley	6
Matt Wilhite	5
Nick Adenhart	5
Benj Sampson	5
Juan Alvarez	5
Mark Redman	5
Alan Mahaffey	4
LaTroy Hawkins	4
Matt Hensley	4
Six tied w/	3

Salt Lake Franchise Records

Single-Season Hitting Records

(ALL SINGLE-SEASON RECORDS WITH 389 MINIMUM P.A.)

GAMES PLAYED

Efren Navarro	2012	141
Mark Trumbo	2010	139
Robb Quinlan	2002	136
Todd Walker	1996	135
Corey Koskie	1998	135
Terry Evans	2009	135
Jeff Baisley	2011	134
Efren Navarro	2013	134
Ryan Radmanovich	1997	133
Esteban Beltre	1998	133
Efren Navarro	2011	133

BATTING AVERAGE

John Barnes	2000	.365*
Adam Riggs	2004	.633
Marty Cordova	1994	.358
Rick Short	2002	.356*
Brian Raabe	1996	.351*
Riccardo Ingram	1995	.348*
Brent Brede	1996	.348
Todd Walker	1996	.339
Tim McIntosh	1994	.338
Jose Fernandez	2001	.338
Freddy Sandoval	2008	.335

ON BASE PERCENTAGE

Reggie Willits	2006	.448
Brent Brede	1996	.446*
John Barnes	2000	.439
Jeff Carter	1994	.438*
Marty Cordova	1994	.425
Jose Fernandez	2001	.421*
Chris Prieto	2005	.417
Scott Stahoviak	1994	.413
Chris Latham	1998	.412
David Ortiz	1999	.412

DOUBLES

Freddy Sandoval	2008	45*
Riccardo Ingram	1995	43*
Scott Stahoviak	1994	41
Todd Walker	1996	41*
Paul McNulty	2011	41
Terry Evans	2007	40
Brian Raabe	1996	39
Scott Morgan	2001	39
Efren Navarro	2013	39
Brent Brede	1996	38
Tom Quinlan	1995	38
Luis Jimenez	2012	38

AT BATS

Todd Walker	1996	551
Jeff Baisley	2011	538
Terry Evans	2009	537
Mark Trumbo	2010	532
Robb Quinlan	2002	528
Efren Navarro	2012	528
Freddy Sandoval	2008	525
Alfredo Amezaga	2002	518
Efren Navarro	2013	513
Mitch Simons	1996	512

SLUGGING PERCENTAGE

Brennan Boesch	2014	.636*
Adam Riggs	2004	.633
Jose Fernandez	2001	.624
Sean Rodriguez	2009	.616
Todd Walker	1996	.599*
Marty Cordova	1994	.592
David Ortiz	1999	.590
Brian Buchanan	2000	.580
Matt Brown	2008	.580
Mark Trumbo	2010	.577

HITS

Todd Walker	1996	187*
Robb Quinlan	2002	176
Freddy Sandoval	2008	176*
Brian Raabe	1996	169
Brent Brede	1996	168
Efren Navarro	2013	167
Riccardo Ingram	1995	166*
Jeff Baisley	2011	163
Doug Mientkiewicz	2000	162
John Barnes	2000	161

TRIPLES

Chone Figgins	2002	18*
Jeremy Moore	2011	18*
Chone Figgins	2003	15#
Robb Quinlan	2002	13
Nick Gorneault	2005	12
Peter Bourjos	2010	12
Larry Barnes	2002	11
Chris Prieto	2005	11
Mitch Simons	1997	10
Todd Walker	1996	9
Nick Gorneault	2006	9
J.B. Shuck	2014	9
Shawn O'Malley	2014	9

*LED THE PCL THAT SEASON #SHARED THE PCL LEAD THAT SEASON

Salt Lake Franchise Records

Single-Season Hitting Records (Continued)

HOME RUNS

Mark Trumbo	2010	36*
Chad Rupp	1997	32
Brandon Wood	2008	31
David Ortiz	1999	30
Jose Fernandez	2001	30
Bernardo Brito	1994	29
Adam Riggs	2004	29
Sean Rodriguez	2009	29
Todd Walker	1996	28*
Ryan Radmanovich	1997	28
Scott Morgan	2001	28

RUNS BATTED IN

Mark Trumbo	2010	122*
Bernardo Brito	1994	122
Jose Fernandez	2001	114*
Robb Quinlan	2002	112*
Todd Walker	1996	111*
David Ortiz	1999	110*
Nick Gorneault	2005	108*
Corey Koskie	1998	105
Brian Buchanan	2000	103
Jeff Baisley	2011	100

TOTAL BASES

Todd Walker	1996	330*
Mark Trumbo	2010	307*
Robb Quinlan	2002	293
Adam Riggs	2004	285
Jose Fernandez	2001	282
David Ortiz	1999	68#
Terry Evans	2009	279
Corey Koskie	1998	272
Brian Raabe	1996	270
Freddy Sandoval	2008	270

EXTRA BASE HITS

Todd Walker	1996	78*
Mark Trumbo	2010	70#
Scott Morgan	2001	70
Adam Riggs	2004	70
David Ortiz	1999	281
Jose Fernandez	2001	68
Terry Evans	2009	65
Robb Quinlan	2002	64
Corey Koskie	1998	63
Nick Gorneault	2005	63

RUNS

John Barnes	2000	107
Nick Gorneault	2005	106
Jeff Carter	1994	105
Adam Riggs	2004	104
Terry Evans	2009	104
Brian Raabe	1996	103
Mark Trumbo	2010	103
Brent Brede	1996	102
Chone Figgins	2002	100
Jose Fernandez	2001	99

STRIKEOUTS

Terry Evans	2009	146
Brian Gordon	2004	145
Ryan Radmanovich	1997	138*
Mark Trumbo	2010	126
Tom Quinlan	1995	124*
Tom Quinlan	1996	121
Bernardo Brito	1994	120
Brandon Wood	2007	120
Nick Gorneault	2005	119
Terry Evans	2007	119
Sean Rodriguez	2009	119

BASES ON BALLS

Jeff Carter	1994	89*
Brent Brede	1996	87
David Ortiz	1999	79
Scott Stahoviak	1994	70
Efren Navarro	2013	68
Ryan Radmanovich	1997	67
Mike Moriarty	2000	63
Ryan Langerhans	2012	63
Brad Coon	2009	62

INTENTIONAL WALKS

Todd Walker	1996	11#
Brent Brede	1996	9
Jeff Guiel	2002	9
Ryan Radmanovich	1997	9
Mark Trumbo	2010	8
Steve Dunn	1994	6
Jamie Ogden	1996	6
Bernardo Brito	1994	5
Scott Stahoviak	1994	5
Bernardo Brito	1995	5
David Ortiz	1999	5
Larry Barnes	2002	5
Brian Gordon	2005	5
Cory Aldridge	2010	5

*LED THE PCL THAT SEASON #SHARED THE PCL LEAD THAT SEASON

Salt Lake Franchise Records

Single-Season Hitting Records (Continued)

HIT BY PITCH

Tom Quinlan	1995	15*
Tom Quinlan	1996	15#
Tim McIntosh	1994	14*
Jeff Ferguson	1998	13
Jon Shave	1998	13
Sean Rodriguez	2009	13
Jose Fernandez	2001	12
Mitch Simons	1995	10
Brad Coon	2008	10
Peter Bourjos	2010	10
Trent Oeltjen	2013	10

SACRIFICE BUNTS

Chris Prieto	2005	12
Mike Moriarty	1999	11*
Zach Sorensen	2005	10
Brad Coon	2009	10
Gil Velazquez	2011	10
Tyson Auer	2011	9
Mike Moriarty	2000	9
Mitch Simons	1997	9
Denny Hocking	1995	8
Casey Smith	2006	8
Gary Patchett	2008	8
Andrew Romine	2011	8

STOLEN BASES

Chone Figgins	2002	39
Mitch Simons	1996	35
Trent Durrington	2003	35
Mitch Simons	1995	32
Erick Aybar	2006	32
Reggie Willits	2006	32
Terry Evans	2009	28
Peter Bourjos	2010	27
Jeff Carter	1994	26
Chris Latham	1996	26
Mitch Simons	1996	26
Esteban Beltre	1998	26

GRAND SLAMS

Torii Hunter	2000	3
Luis Rodriguez	2013	3
Scott Morgan	2001	2
A.J. Pierzynski	2000	2
Larry Barnes	2002	2
Gary Johnson	2002	2
Nick Gorneault	2005	2
Kevin Richardson	2011	2

MULTIPLE HIT GAMES

Todd Walker	1996	59
Brent Brede	1996	52
Freddy Sandoval	2008	52
Riccardo Ingram	1995	48
Brian Raabe	1996	48
Doug Mientkiewicz	2000	48
Robb Quinlan	2002	48
John Barnes	2000	46
Mark Trumbo	2010	46
Jeff Baisley	2011	46

GROUND INTO DOUBLE PLAY

Riccardo Ingram	1995	22*
Freddy Sandoval	2008	20
Brian Raabe	1994	19
Efren Navarro	2013	19
Todd Walker	1996	17
Corey Koskie	1998	17
Doug Mientkiewicz	2000	17
Marc Lewis	1998	16
Brian Buchanan	2000	16
Robb Quinlan	2002	16
Mike Eylward	2007	16
Luis Rodriguez	2013	16

SACRIFICE FLIES

Robb Quinlan	2002	15*
Brian Buchanan	2000	11*
Corey Koskie	1998	10
Chone Figgins	2002	10
Adam Riggs	2003	10
Efren Navarro	2012	10
Mike Eylward	2007	9
J.B. Shuck	2014	9
12 Players w/		8

CAUGHT STEALING

Chris Latham	1997	19*
Erick Aybar	2006	18
Mitch Simons	1995	16
Reggie Willits	2006	15
Alfredo Amezaga	2002	14
Chris Latham	1999	13
Tommy Murphy	2006	13
Jeff Carter	1994	12
Tyson Auer	2011	12
Mitch Simons	1996	11
Esteban Beltre	1998	11

WALK-OFF HOME RUNS

Bernardo Brito	1994	2
Brent Brede	1996	2
Scott Morgan	2001	2
Larry Barnes	2001	2

MULTIPLE RBI GAMES

Bernardo Brito	1994	36
Mark Trumbo	2010	32
David Ortiz	1999	30
Tim McIntosh	1994	29
Corey Koskie	1998	28
Brian Buchanan	2000	27
Jose Fernandez	2001	27
Nick Gorneault	2005	27
Ryan Radmanovich	1997	26
Terry Evans	2009	26

Salt Lake Franchise Records

Single-Season Hitting Records (Continued)

MULTIPLE HOME RUN GAMES

Todd Walker	1996	4
David Ortiz	1999	4
Larry Barnes	2002	4
Sean Rodriguez	2008	4
Corey Koskie	1998	3
Midre Cummings	1999	3
Brian Buchanan	2000	3
Robb Quinlan	2002	3
Adam Riggs	2003	3
Brian Gordon	2004	3
Adam Riggs	2004	3
Matt Brown	2007	3
Sean Rodriguez	2009	3
Mark Trumbo	2010	3
Paul McAnulty	2011	3
Trent Oeltjen	2013	3

WALK-OFF GAME WINNING RBI

Brent Brede	1996	3
Scott Stahoviak	1998	3
Trent Durrington	2003	3
Jeff Carter	1994	2
Bernardo Brito	1994	2
Brian Raabe	1995	2
Brian Raabe	1996	2
Marc Lewis	1998	2
Brian Buchanan	1998	2
Brian Buchanan	2000	2
Scott Morgan	2001	2
Larry Barnes	2001	2
Jose Nieves	2001	2
Juan Tolentio	2001	2
Ryan Budde	2006	2
Kendrys Morales	2007	2
Terry Evans	2008	2
Adam Pavkovich	2008	2
Ryan Budde	2009	2
Terry Evans	2010	2
Nate Sutton	2010	2
Andrew Romine	2012	2
Kole Calhoun	2013	2

*LED THE PCL THAT SEASON #SHARED THE PCL LEAD THAT SEASON

Salt Lake Franchise Records

Efren Navarro and CJ Cron



FRANCHISE RECORDS

Salt Lake Franchise Records

Single-Season Pitching Records

WINS

Dustin Moseley	2006	13
Eddie Guardado	1994	12
Brian Cooper	2001	12
Shane Loux	2008	12
Henry Bonilla	2007	12
Chris Bootcheck	2004	11
Matt Shoemaker	2012	11
Matt Shoemaker	2013	11
Phil Stidham	1996	10
Travis Miller	1996	10
Benji Sampson	1999	10
Elvin Nina	2001	10
Scott Dunn	2004	10
Joe Saunders	2006	10
Kasey Olenberger	2007	10
Jonathon Rouwenhorst	2007	10
Wade LeBlanc	2014	10

LOSSES

Steve Green	2004	17*
Mark Redman	1997	15*
Marc Barcelo	1995	13
Nick Adenhardt	2008	13
Mike MacDonald	2009	13
Matt Hensley	2003	12
Matt Shoemaker	2013	12
Pedro Liriano	2007	12
Scot Shields	2001	11
Elvin Nina	2001	11
Bear Bay	2011	11
Matt Palmer	2011	11

GAMES PITCHED

Gus Gandarillas	2000	63#
Todd Rizzo	2000	61
Bart Miadich	2002	59
Kevin Ohme	1997	56
Fred Rath	1999	56
Bart Miadich	2001	55
Jeremy Hill	2009	55
Ryan Brasier	2012	55
Jack Cressend	2000	54
Matt Wilhite	2006	54
Fernando Cabrera	2013	54

GAMES STARTED

Brett Roberts	1996	30#
Steve Green	2004	29#
Jason Middlebrook	2004	29#
Henry Bonilla	2007	29
Matt Shoemaker	2012	29
Matt Shoemaker	2013	29#
Mark Redman	1997	28
Marc Barcelo	1995	28#
Benj Sampson	1998	28
Brian Cooper	2001	28
Elvin Nina	2001	28
Chris Bootcheck	2004	28
Kasey Olenberger	2007	28
Nick Green	2008	28

EARNED RUN AVERAGE (MIN. 115 IP)

Joe Saunders	2006	2.67
Scott Kligenbeck	1996	3.11
Travis Baptist	1998	3.12
LaTroy Hawkins	1996	3.55
LaTroy Hawkins	1997	3.92
Greg Smith	2012	3.97
Shane Loux	2008	3.98
Chris Bootcheck	2003	4.25
Chris Bootcheck	2003	4.25
Gianca Alvarado	2008	4.27

SAVES

Bart Miadich	2001	27#
Scott Watkins	1995	20*
Jeremy Hill	2009	20
Tony Fiore	1999	19
Greg Jones	2006	17
Bart Miadich	2003	16
Jason Bulger	2008	16
Marcus Gwyn	2007	15
Bart Miadich	2002	14
Ryan Brasier	2012	13
Brent Stentz	2000	13

STRIKEOUTS

Matt Shoemaker	2013	160*
Travis Miller	1996	143*
Mo Sanford	1994	141
Benj Sampson	1998	132
Giancarlo Alvarado	2008	131
Mark Redman	1997	125
Matt Shoemaker	2012	124
Dan Serafini	1997	118
Kasey Olenberger	2007	116
Mark Redman	1999	114
Dustin Moseley	2006	114

BASES ON BALLS

Steve Green	2004	85*
Mark Redman	1997	80
Elvin Nina	2001	79
Nick Adenhardt	2008	75
Brett Roberts	1996	70
Oscar Munoz	1994	68
Shawn Bryant	1994	65
Matt Palmer	2011	65
Bart Miadich	2002	64
Giancarlo Alvarado	2008	64

Salt Lake Franchise Records

Single-Season Pitching Records (Continued)

COMPLETE GAMES

Scott Kligenbeck	1996	5
LaTroy Hawkins	1995	4
LaTroy Hawkins	1996	4
Scot Shields	2001	4
Chris Bootcheck	2004	3
Chris Bootcheck	2003	3
Dustin Moseley	2006	3
14 Pitchers w/		2

RUNS ALLOWED

Marc Barcelo	1995	131*
Dan Perkins	2000	131*
Steve Green	2004	131*
Jason Middlebrook	2004	126
Mark Redman	1997	123*
Matt Shoemaker	2012	123
Brett Roberts	1996	115*
Henry Bonilla	2007	114
Oscar Munoz	1994	113
OKasey Olenberger	2007	113

HITS ALLOWED

Matt Shoemaker	2012	229*
Jason Middlebrook	2004	220*
Marc Barcelo	1995	214*
Matt Shoemaker	2013	212*
Brett Roberts	1996	211*
Dan Perkins	2000	207*
Bear Bay	2011	207*
Kasey Olenberger	2007	205
Mark Redman	1997	204
Henry Bonilla	2007	203

INNINGS PITCHED

Matt Shoemaker	2013	184.1
Kasey Olenberger	2007	180.0*
Matt Shoemaker	2012	176.2
Brian Cooper	2001	173.0
Chris Bootcheck	2003	171.1
Brett Roberts	1996	168.1
Henry Bonilla	2007	165.0
Chris Bootcheck	2004	163.1
Benj Sampson	1998	161.0
Eric Junge	2011	160.0
Bear Bay	2011	159.2
Nick Green	2008	159.1

HIT BATTERS

Matt Palmer	2011	16*
Matt Wise	2001	12
Steven Shell	2006	12
Matt Hensley	2003	11
Scot Shields	2001	10
Jose Parra	1997	9
Brett Roberts	1997	9
Brad Knox	2009	9
Jarrett Grube	2013	9
12 Pitchers w/		8

BALKS

Nick Adenhardt	2008	5
Juan Alvarez	2001	5
Benj Sampson	1998	5
Chris Cumberland	1998	3
Mark Redman	1998	3
Alan Mahaffey	2000	3
Dan Perkins	2000	3
Matt Wilhite	2006	3

EARNED RUNS ALLOWED

Jason Middlebrook	2004	120*
Steve Green	2004	116
Dan Perkins	2000	115*
Marc Barcelo	1995	112*
Matt Shoemaker	2012	111*
Mark Redman	1997	111
Henry Bonilla	2007	106
Kasey Olenberger	2007	105
Mike MacDonald	2009	104
Brett Roberts	1996	101*

HOME RUNS ALLOWED

Kasey Olenberger	2007	35*
Nick Green	2008	31
Jason Middlebrook	2004	31
Barry Enright	2013	30
Brett Roberts	1996	28*
Matt Shoemaker	2013	27
Dan Perkins	2000	26
Brian Cooper	2001	26
Jarrett Grube	2014	26#
Shane Bowers	1999	25
Brandon Emanuel	2003	25
Matt Shoemaker	2012	25

WILD PITCHES

Matt Palmer	2011	18*
Marcus Gwyn	2006	16
Pedro Liriano	2007	14
Francisco Rodriguez	2012	13
Shawn Bryant	1994	13
Mark Redman	1997	12
Bart Miadich	2002	12
Bart Miadich	2003	12
Elvin Nina	2001	10
Phil Stidham	1996	10
Greg Jones	2006	10
Kasey Olenberger	2007	10
Jarrett Grube	2013	10

SHUTOUTS

Scott Kligenbeck	1996	2
Jered Weaver	2006	2
Trevor Bell	2009	2
15 Pitchers w/		1

*LED THE PCL THAT SEASON #SHARED THE PCL LEAD THAT SEASON

Salt Lake Franchise Records

Individual Season Fielding Records

FIRST BASEMAN		YEAR	
Most Games	Efren Navarro	140	2012
Highest Fielding Percentage	Efren Navarro	.998	2011
Lowest Fielding Percentage	David Ortiz	.980	1999
Most Putouts	Efren Navarro	1285	2011
Most Assists	Efren Navarro	93	2012
Most Errors	David Ortiz	20	1999
Most Total Chances	Efren Navarro	1357	2011
Most Double Plays	Efren Navarro	140	2011

SECOND BASEMAN		YEAR	
Most Games	Chone Figgins	117	2002
Highest Fielding Percentage	Brian Raabe	.995	1996
Lowest Fielding Percentage	Chone Figgins	.966	2002
Most Putouts	Dan Cey	235	1999
Most Assists	Chone Figgins	380	2002
Most Errors	Chone Figgins	21	2002
Most Total Chances	Chone Figgins	615	2002
Most Double Plays	Chone Figgins	81	2002

THIRD BASEMAN		YEAR	
Most Games	Corey Koskie	137	1998
Highest Fielding Percentage	Jeff Baisley	.973	2011
Lowest Fielding Percentage	Scott Stahoviak	.903	1994
Most Putouts	Luis Jimenez	90	2012
Most Assists	Jeff Baisley	270	2011
Most Errors	Scott Stahoviak	27	1994
Most Total Chances	Luis Jimenez	374	2012
Most Double Plays	Jeff Baisley	36	2011

SHORTSTOP		YEAR	
Most Games	Mike Moriarty	127	1999
Highest Fielding Percentage	Mitch Simons	.970	1996
Lowest Fielding Percentage	Denny Hocking	.949	1994
Most Putouts	Mike Moriarty	219	2000
Most Assists	Mike Moriarty	426	2000
Most Errors	Mike Moriarty	30	1999
Most Total Chances	Mike Moriarty	633	2000
Most Double Plays	Alfredo Amezaga	90	2002

OUTFIELDER		YEAR	
Most Games Total	Brian Gordon	126	2004
Most Games Left Field	Scott Morgan	112	2001
Most Games Center Field	Chris Latham	113	1997
Most Games Right Field	Brian Buchanan	122	1998
Highest Fielding Percentage	Jamie Ogden	1.000	1997
	Chris Prieto	1.000	2005
Lowest Fielding Percentage	Chris Latham	.958	1998
Most Putouts	Brad Coon	283	2009
Most Assists	Barry Wesson	19	2003
Most Errors	Chris Latham	11	1997
Most Total Chances	Steve Hazlett	290	1995
Most Chances w/out an error	Chris Prieto	248	2005
Most Double Plays	Brian Gordon	6	2004

CATCHER		YEAR	
Most Games	Mike Durant	96	1994
Highest Fielding Percentage	Damian Miller	.998	1995
Lowest Fielding Percentage	Hank Conger	.979	2010
Most Putouts	Damian Miller	619	1996
Most Assists	Damian Miller	70	1996
Most Errors	Hank Conger	13	2010
Most Total Chances	Damian Miller	695	1996
Most Double Plays	Ryan Budde	10	2009
Most Passed Balls	Tim McIntosh	9	1994
	Wil Nieves	9	2004

PITCHER		YEAR	
Most Putouts	Chris Bootcheck	21	2004
Most Assists	Dan Serafini	43	1996
Most Errors	Matt Hensley	7	2003
Most Total Chances	Dan Serafini	49	1996
Most Chances w/out an error	Mike MacDonald	38	2009
Most Double Plays	Brian Cooper	5	2001
	Travis Baptist	5	1998
	Oscar Munoz	5	1994
	Bear Bay	5	2011

Salt Lake Franchise Records

Individual Pitching Records

MOST INNINGS PITCHED	10	LaTroy Hawkins vs Calgary, June 22, 1996
MOST HITS ALLOWED	15	Brandon Emanuel vs Omaha, July 6, 2002 (5.2 IP) Steve Green vs Iowa, August 10, 2004 (Game 1) (5 IP)
MOST RUNS ALLOWED	13	Chris Bootcheck vs Edmonton, August 19, 2004
MOST EARNED RUNS ALLOWED	12	LaTroy Hawkins at Colorado Springs, May 9, 1997
MOST STRIKEOUTS	14	Jered Weaver vs Sacramento, June 23, 2006
MOST STRIKEOUTS (ONE INNING)	4	Greg Jones at Albuquerque, May 4, 2003, (6th inning) Joe Martinez vs Sacramento, April 5, 2014 (2nd inning)
MOST WALKS	9	Will Smith at Sacramento, June 19, 2010
MOST WALKS, ONE INNING	5	Dan Naulty at Tucson, May 7, 1995 (5th inning) Will Smith at Sacramento, June 19, 2010 Joe Martinez vs Sacramento, April 5, 2014 (2nd inning)
MOST HIT BATTERS	3	Frank Rodriguez vs Memphis, May 19, 1999 (0.2 IP) Elvin Nina vs New Orleans, May 24, 2002 (8.0 IP) Matt Hensley vs Omaha, July 4, 2002 (7.1 IP) Kevin Gregg at Fresno, June 16, 2003 (5.1 IP) Scott Kazmir vs Fresno, June 9, 2011 (3.2 IP) Garrett Richards at Fresno, May 1, 2012 (4 IP) Jarret Grube vs Fresno, June 9, 2013 (3.2 IP)
MOST HIT BATTERS, ONE INNING	3	Frank Rodriguez vs Memphis, May 19, 1999 (1st inning)
MOST WILD PITCHES	4	Mike Trombley at Vancouver, June 22, 1994
MOST WILD PITCHES, ONE INNING	3	LaTroy Hawkins at Edmonton, July 14, 1995 (6th inning) Chris Cumberland vs Iowa, September 4, 1998 (4th inning) Matt Wise at Calgary, July 20, 2001 (4th inning) Bart Miadich at New Orleans, April 13, 2002 (8th inning)
MOST HR ALLOWED	5	Dustin Moseley vs Tucson, July 4, 2008 Tommy Mendoza at Las Vegas, July 10, 2010 (Game 2) Ryan Ketchner vs Colorado Springs, June 26, 2011 Jose Alvarez vs Las Vegas, May 8, 2014
MOST BALKS	2	Jason Middlebrook vs Albuquerque, May 12, 2004 Nick Adenhardt at Tucson, April 9, 2008
NO HITTER		Frank Rodriguez at Iowa, May 8, 1999 (7 inn) W 2-1 Sean O'Sullivan at Sacramento, July 28, 2009 (9 inn) W 2-0
SHORTEST START	0 IP	Gus Gandarillas vs New Orleans, August 3, 1998 (10 batters)
CONS. GAMES WON	8	Jeff Harris, July 4-August 26, 1998 Jason Ryan, August 16, 1999-June 16, 2000 Mickey Callaway, April 6-July 28, 2002
CONS. GAMES LOST	12	Brandon Emanuel, July 6, 2003-July 21, 2004
CONS. SCORELESS IP	31.1	Joe Saunders, May 19-June 4, 2006
CONS. STRIKEOUTS	9	Todd Ritchie, April 22-24, 1998 at Vancouver Scott Dunn, August 29-September 1, 2005 at Colorado Springs
CONS. STRIKEOUTS (SAME GAME)	5	Shane Bowers, August 31, 1997 at Las Vegas Todd Ritchie, April 24, 1998 at Vancouver Matt Wise, August 31, 2001 at Iowa Matt Wise, April 18, 2002 at Oklahoma Matt Hensley, September 1, 2002 vs Memphis Scott Dunn, August 15, 2004 at Portland Scott Dunn, August 29, 2005 vs Colorado Springs Jered Weaver, April 30, 2006 at Tacoma Henry Bonilla, May 29, 2007 at Oklahoma Joe Saunders, June 12, 2007 vs Colorado Springs Francisco Rodriguez, August 9, 2009 vs Nashville Rich Thompson, June 25, 2010 at Tacoma A.J. Schugel, April 12, 2013 at Tacoma Dustin Richardson, June 12, 2014 at Oklahoma City
CONS. BASES ON BALLS	4	Bart Miadich, April 12, 2003 vs Fresno Trevor Reckling, May 5, 2010 at Sacramento

Salt Lake Franchise Records

10+ Strikeout Performances

BY SALT LAKE PITCHERS (28; 20 AT HOME, 8 ON THE ROAD)

7-8-94 Mike Trombley vs Calgary (10)
7-24-95 LaTroy Hawkins vs Tucson (10)
4-16-96 Travis Miller vs Las Vegas (10)
7-21-96 LaTroy Hawkins vs Phoenix (10)
6-2-97 Mark Redman vs Vancouver (11)
7-25-97 Scott Allred vs Las Vegas (11)
8-31-97 Shane Bowers at Las Vegas (11)
6-24-99 Mark Redman vs Vancouver (10)
7-4-99 Mark Redman vs Las Vegas (12)
6-25-00 Rob Radlosky vs Calgary (11)
7-8-00 Bryan Wolff at Sacramento (10)
8-6-00 Matt Kinney at Fresno (12)
6-3-01 Matt Wise vs Portland (11)
4-18-02 Matt Wise at Oklahoma (11)
8-26-02 Lou Pote vs Tacoma (10)
8-27-02 Matt Hensley vs Tacoma (10)

9-1-02 Matt Hensley vs Memphis (11)
9-6-02 Lou Pote at Oklahoma, Game 3, Am. Conf. Playoff (11)
6-10-05 Kevin Gregg vs Fresno (10)
4-29-06 Jered Weaver at Tacoma (12)
6-23-06 Jered Weaver vs Sacramento (14)
6-28-06 Jered Weaver at Colorado Springs (11)
6-12-07 Joe Saunders vs Colorado Springs (11)
6-25-07 Kasey Olenberger vs Sacramento (10)
8-6-07 Ervin Santana at Round Rock (10)
5-25-11 Matt Palmer vs Memphis (11)
7-24-11 Jerome Williams vs Tacoma (12)
6-2-13 Matt Shoemaker vs Colorado Springs (10)
5-7-14 Matt Shoemaker vs Las Vegas (11)
7-17-14 Wade LeBlanc vs Las Vegas (11)

BY OPPOSING PITCHERS (41; 16 AT SALT LAKE, 25 ON THE ROAD)

8-28-95 Shad Williams at Vancouver (11)
6-19-96 Rich Loiselle vs Tucson (12)
7-26-96 Mike Oquist vs Las Vegas (12)
4-29-97 Paul Abbott vs Tacoma (13)
5-19-97 Paul Abbott at Tacoma (12)
6-24-97 Jeff Granger vs Calgary (11)
4-21-98 Scott Schoenweis at Vancouver (10)
5-26-98 Brian Barnes at Memphis (12)
6-11-98 Matt Clement vs Las Vegas (13)
6-16-98 Russ Ortiz at Fresno (12)
6-17-98 Chris Brock at Fresno (12)
7-24-98 Gary Rath vs Albuquerque (10)
4-26-99 Bob Milacki at Nashville (10)
5-22-99 Matt Perisho vs Oklahoma (11)
6-27-99 Buddy Carlyle vs Las Vegas (10)
8-10-99 Buddy Carlyle at Las Vegas (10)
9-1-99 Aaron Fultz at Fresno (13)
4-7-00 Ryan Anderson at Tacoma (10)
5-28-01 Carlos Zambrano at Iowa (13)
6-25-01 Kennie Steenstra vs Tucson (10)
4-19-02 Rob Bell at Oklahoma (11)

5-18-02 Les Walrond at Memphis (10)
5-21-02 Brian Meadows at Nashville (10)
5-21-03 Dennis Tankersley at Portland (10)
7-21-03 Paul Abbott vs Tucson (12)
6-12-04 Joe Blanton vs Sacramento (11)
9-4-04 Brian Falkenberg at Las Vegas (11)
9-6-04 Mark Johnson at Las Vegas (11)
7-3-05 Juan Cruz at Sacramento (11)
4-27-06 Francisco Crucea at Tacoma (10)
5-21-06 Edinson Volquez vs Oklahoma (10)
8-29-06 Rich Dorman at Tacoma (14)
7-20-07 Dan Meyer at Sacramento (11)
8-15-07 Bill Murphy vs Tucson (10)
8-21-07 Jonathan Sanchez at Fresno (10)
8-3-08 Mitch Atkins at Iowa (11)
6-18-09 Gio Gonzalez at Sacramento (10)
6-2-10 Will Inman at Portland (10)
6-12-10 Bryan Augenstein at Reno (11)
7-4-10 Michael Pineda vs Tacoma (10)
8-14-11 Vin Mazzaro vs Omaha (10)
5-24-13 Carlos Torres @ Las Vegas (10)

Salt Lake Franchise Records

Team Pitching

MOST HITS ALLOWED	28	vs Tucson, July 23, 2006
MOST RUNS ALLOWED	28	vs Tucson, July 23, 2006
MOST ER ALLOWED	25	vs Tucson, July 23, 2006
MOST RUNS ALLOWED, ONE INNING	12	at Colorado Springs, May 9, 1997 (1st inning)
MOST HITS ALLOWED, ONE INNING	10	vs Albuquerque, July 4, 1994 (8th inning) at Colorado Springs, September 4, 1995 (4th inning) at Colorado Springs, May 9, 1997 (1st inning) at Fresno, June 20, 2005 (5th inning)
MOST BASES ON BALLS	14	at Reno, June 12, 2009 (11 innings)
MOST BASES ON BALLS (9 INNING GAME)	13	vs Memphis, May 21, 1999 vs Omaha, August 6, 2004
MOST BASES ON BALLS, ONE INNING	5	at Tucson, May 7, 1995 (5th inning) at Phoenix, May 12, 1995 (9th inning) vs Vancouver, May 24, 1996 (7th inning) at Sacramento, June 19, 2010 (4th inning)
MOST STRIKEOUTS	18	at Tacoma, August 28, 2013 (13 innings)
	16	vs Colorado Springs, June 12, 2007
MOST HIT BATTERS	5	at Portland, May 4, 2005
MOST HOME RUNS	6	at Calgary, July 2, 1994 at Las Vegas, August 2, 2009 vs Tacoma, June 13, 2012 vs Albuquerque, May 19, 2014
MOST HR IN ONE INNING	4	at Calgary, July 2, 1994 at Las Vegas, May 8, 2014
MOST WILD PITCHES	5	vs Colorado Springs, May 28, 1999
MOST BALKS	3	vs Albuquerque, May 12, 2004
MOST PITCHERS USED (9 INN. GAME)	7	at Tacoma, April 6, 2000
MOST PITCHERS USED IN ONE INNING	4	at Tacoma, April 6, 2000
MOST CONS. GAMES 10+ RUNS	4	at Colorado Springs July 13-14, 2013 & vs Sacramento July 18-19, 2013
MOST CONS. SCORELESS INNINGS	21	August 19-22, 2009
MOST RUNNERS LOB	17	at Omaha, July 5, 2001 (17 innings)
MOST RUNNERS LOB (9 INNING GAME)	17	at Sacramento, August 24, 2012

Miscellaneous Individual Pitching Records

10+ STRIKEOUT GAMES

Jered Weaver	2006	3
Mark Redman	1999	2
Lou Pote	2002	2
Matt Hensley	2002	2

Salt Lake Franchise Records

Individual Batting Records

AT BATS	9	Mitch Simons vs Vancouver, August 7, 1995 (16 innings)
RUNS	6	Bernardo Brito at Phoenix, May 17, 1994
HITS	6	Jeff Carter at Colorado Springs, July 29, 1994 Todd Walker at Calgary, June 30, 1997
EXTRA BASE HITS	4	Bernardo Brito at Phoenix, May 17, 1994 (3 HR, 1 2B) Todd Walker at Las Vegas, July 17, 1996 (4 2B) Todd Walker at Calgary, June 30, 1997 (4 2B) Chone Figgins vs Memphis, June 7, 2003 (2 2B, 1 3B, 1 HR) Brian Gordon vs Sacramento, June 10, 2004 (3 HR, 1 2B) Curtis Pride vs Portland, July 26, 2004 (4 2B) Adam Riggs vs Omaha, August 7, 2004 (4 2B) Dallas McPherson vs Edmonton, August 17, 2004 (2 3B, 2 HR) Sean Rodriguez at Las Vegas, July 1, 2008 (2 2B, 2 HR) Efren Navarro vs Fresno, June 6, 2013 (4 2B)
TOTAL BASES	15	Bernardo Brito at Phoenix, May 17, 1994
DOUBLES	4	Todd Walker at Las Vegas, July 17, 1996 Todd Walker at Calgary, June 30, 1997 Curtis Pride vs Portland, July 26, 2004 Adam Riggs vs Omaha, August 7, 2004 Efren Navarro vs Fresno, June 6, 2013
TRIPLES	3	Peter Bourjos vs Tacoma, April 16, 2010
HOME RUNS	3	Tim McIntosh at Albuquerque, May 1, 1994 Bernardo Brito at Phoenix, May 17, 1994 Bernardo Brito at Edmonton, August 20, 1994 Tom Quinlan vs Edmonton, July 28, 1995 Casey Blake at Edmonton, August 28, 2000 Sal Fasano at Iowa, August 3, 2002 Adam Riggs at Portland, August 13, 2004 Cory Aldridge at Las Vegas, July 29, 2012 Kole Calhoun vs Fresno, July 23, 2013
RUNS BATTED IN	8	Bernardo Brito at Phoenix, May 17, 1994 Scott Stahoviak at Colorado Springs, May 30, 1994 A.J. Pierzynski vs Calgary, August 10, 2000 Robb Quinlan vs Edmonton, May 12, 2002 Sean Rodriguez vs Tacoma, July 8, 2008 A.J. Pierzynski vs Calgary, August 10, 2000 Mario Valdez at Calgary, June 4, 2000
GRAND SLAMS	2	Brent Brede vs Colorado Springs, August 25, 1996
RBI IN ONE INNING	7	Dallas McPherson at Las Vegas, July 9, 2004 (11 innings)
BASES ON BALLS	5	Dallas McPherson at Fresno, July 19, 2006
STRIKEOUTS	6	Terry Evans vs Las Vegas, August 25, 2009
STRIKEOUTS (9 INN GAME)	5	Bernardo Brito at Albuquerque, April 6, 1995 Tom Quinlan at Calgary, August 24, 1995 Tom Quinlan vs Colorado Springs, May 4, 1996 Brian Raabe vs Vancouver, May 26, 1996 Tom Quinlan vs Phoenix, June 8, 1996 Mike Durant vs Las Vegas, June 8, 1997 Jon Shave at Calgary, July 1, 1997 Jeff Ferguson at Las Vegas, May 30, 1998 Jeff Ferguson vs Edmonton, June 4, 1998 Jon Shave at Colorado Springs, July 28, 1998 Brian Buchanan at Las Vegas, August 13, 1998 Jeff Ferguson at Albuquerque, September 2, 1998 Jose Nieves vs Iowa, May 14, 2001 Jose Molina at Nashville, May 21, 2002 Dallas McPherson at Tucson, April 8, 2006 Howie Kendrick vs New Orleans, May 23, 2006 Sean Rodriguez at Las Vegas, April 3, 2008 Freddy Sandoval at Iowa, August 5, 2008 Chris Pettit at Reno, April 19, 2009 Matt Brown vs Iowa, May 17, 2009 Sean Rodriguez at Colorado Springs, August 30, 2009 Peter Bourjos vs Reno, June 28, 2010 Jeff Baisley at Las Vegas, April 22, 2011 Andrew Romine at Fresno, June 22, 2011 C.J. Cron vs Round Rock, August 21, 2014
HIT BY PITCH	2	Mike Eylward at Memphis, July 28, 2006 Scott Pose at Edmonton, July 13, 1995 Mike Durant vs Tucson, June 20, 1996 Marty Cordova at Las Vegas, May 13, 1994 Jeff Carter vs Colorado Springs, July 29, 1994 Scott Stahoviak vs New Orleans, August 3, 1998 Robb Quinlan at Colorado Springs, July 28, 2002 Adam Riggs at Las Vegas, July 9, 2004 Matt Brown at Tucson, April 9, 2008
MOST DOUBLE PLAYS HIT INTO	3	
STOLEN BASES	4	
HIT FOR THE CYCLE		

Salt Lake Franchise Records

INSIDE-THE-PARK HR

	Robb Quinlan at Tucson, June 15, 2002
	Chone Figgins vs Las Vegas, June 18, 2002
	Brian Specht vs Sacramento, April 13, 2004
	Nick Gorneault vs Fresno, July 15, 2005
	Ryan Budde at Tacoma, August 12, 2005
	Nathan Haynes vs Tucson, April 10, 2007
	Sean Rodriguez vs Iowa, May 16, 2009
	Peter Bourjos at Colorado Springs, July 2, 2010
	Peter Bourjos vs Portland, July 30, 2010
	Jeremy Moore vs Tacoma, July 24, 2011 (grand slam)
	Jeremy Moore at Albuquerque, August 10, 2011
	Alexi Amarista at Colorado Springs, August 21, 2011
	Matt Long vs Sacramento, July 24, 2012
	Matt Young at Las Vegas, June 25, 2013
HITTING STREAK	24
CONS. ABS W/ A HIT	9
CONS. PAS ON BASE	11
CONS. GAMES ON BASE	11
CONS. GAMES SCORED	41
CONS. GAMES W/HR	18
	5
CONS. GAMES RBI	12
CONS. SB W/O CS	21
SB IN SEASON W/O CS	14
HR IN CALENDAR MONTH	12
RBI IN CALENDAR MONTH	36
	35
	35
	33
	33
	31
MOST HITS SEASON SERIES BY OPPONENT	32
MOST 2B SEASON SERIES	30
	9
BY OPPONENT	10
MOST 3B SEASON SERIES BY OPPONENT	5
	4
MOST HR SEASON SERIES	7
BY OPPONENT	9
MOST RBI SEASON SERIES BY OPPONENT	27
MOST GS SEASON SERIES	25
	2
BY OPPONENT	2
MOST SB SEASON SERIES BY OPPONENT	10
MOST HR IN A SEASON AT HOME	13
MOST HR IN A SEASON ON ROAD	18
MOST HR IN A SEASON BY RH BATTER	18
MOST HR IN A SEASON BY LH BATTER	36
MOST HR IN A SEASON BY A SWITCH-HITTER	30
	15
MOST RBI IN A SEASON BY RH BATTER	122
MOST RBI IN A SEASON BY LH BATTER	111
MOST RBI IN A SEASON BY A SWITCH-HITTER	88
MOST DOUBLES IN A SEASON BY RH BATTER	43
MOST DOUBLES IN A SEASON BY LH BATTER	41
MOST DOUBLES IN A SEASON BY A SWITCH-HITTER	45
MOST TRIPLES IN A SEASON BY RH BATTER	13
MOST TRIPLES IN A SEASON BY LH BATTER	18
MOST TRIPLES IN A SEASON BY A SWITCH-HITTER	18
MOST HITS IN A SEASON BY RH BATTER	176
MOST HITS IN A SEASON BY LH BATTER	187
MOST HITS IN A SEASON BY A SWITCH-HITTER	176
	Freddy Sandoval, 2008
	Sean Rodriguez, May, 2009
	Bernardo Brito, June, 1994
	Sean Rodriguez, May, 2009
	Todd Walker, August, 1996
	Adam Riggs, August, 2004
	Robb Quinlan, May 2002
	Jay Canizaro, April, 2000
	Robb Quinlan vs Colorado Springs, 2002
	Bernie Castro, Portland, 2003
	Todd Walker vs Colorado Springs, 1996
	Robb Quinlan vs Colorado Springs, 2002
	Freddy Sandoval vs Portland, 2008
	Chris Pritchett, Vancouver, 1996
	Chone Figgins vs Nashville, 2003
	John Massarelli, Edmonton, 1994
	Chance Sanford, Calgary, 1997
	Bernardo Brito vs Edmonton, 1994
	Tom Quinlan vs Las Vegas, 1996
	Brian Buchanan vs Calgary, 2000
	J.R. Phillips, Phoenix, 1994
	Brian Buchanan vs Calgary, 2000
	Ryan Shealy, Las Vegas, 2011
	Torii Hunter vs. Colorado Springs, 2002
	A.J. Pierzynski vs. Calgary, 2002
	Cliff Brumbaugh, Oklahoma & Colorado Springs, 2002
	Brian Barden, Tucson, 2006
	Ryan Shealy, Las Vegas, 2011
	Chone Figgins vs Omaha 2002
	Jamal Strong, Tacoma, 2004
	Todd Walker, 1996; Mark Trumbo, 2010
	Chad Rupp, 1997; Mark Trumbo, 2010
	Mark Trumbo, 2010
	David Ortiz, 1999
	Chris Latham, 1999
	Kendry Morales, 2008
	Freddy Sandoval, 2008
	Bernardo Brito, 1994; Mark Trumbo, 2010
	Todd Walker, 1996
	Freddy Sandoval, 2008
	Riccardo Ingram, 1995
	Scott Stahoviak, 1994
	Todd Walker, 1996
	Paul McNulty, 2011
	Freddy Sandoval, 2008
	Robb Quinlan, 2002
	Jeremy Moore, 2011
	Chone Figgins, 2002
	Robb Quinlan, 2002
	Todd Walker, 1996
	Freddy Sandoval, 2008

Salt Lake Franchise Records

Individual Fielding Records

OUTFIELD ASSISTS	3	Barry Wesson (RF) vs Tacoma, July 5, 2003
MOST ERRORS	3	Scott Stahoviak (3B) vs Las Vegas, April 26, 1994 Jose Caldera (SS) vs Las Vegas July 25, 2005 Erick Aybar (SS) at Tucson, April 6, 2006 Casey Smith (2B) at Fresno, July 19, 2006 Ryan Budde (C) at Portland, July 16, 2009
MOST ERRORS, ONE INNING	3	Scott Stahoviak (3B) vs Las Vegas, April 26, 1994

Team Batting

MOST AT-BATS	66	vs Vancouver, August 7, 1995 (16 innings)
MOST RUNS	28	at Colorado Springs, July 29, 1994
MOST HITS	33	at Colorado Spring, July 29, 1994
FEWEST HITS	0	at Vancouver (Game 2), June 27, 1997 (7 inn by Darrell May) at Oklahoma City, August 14, 2009 (9 inn by Luis Mendoza)
MOST RUNS ONE INNING	13	vs Calgary, August 26, 1995 (6th inning of a 20-7 win) at Calgary, June 4, 2000 (5th inning of a 24-4 win)
BY OPPONENT	12	at Colorado Springs, May 9, 1997 (1st inning of a 13-1 loss)
BOTH TEAMS COMBINED	17	vs New Orleans, August 3, 1998 (1st inning, N.O. 9, S.L. 8)
MOST HITS ONE INNING	12	vs Calgary, August 26, 1995 (6th inning)
BY OPPONENT	10	vs Albuquerque, July 4, 1994 (8th inning) at Colorado Springs, September 4, 1995 (4th inning) at Colorado Springs, May 9, 1997 (1st inning) at Fresno, June 20, 2005 (5th inning)
MOST COMBINED RUNS	34	at Colorado Springs, August 23, 2011 (W 23-11)
MOST COMBINED HITS	45	at Colorado Springs, August 23, 2011 (SL 27 CSP 18) (W 23-11)
MOST CONSECUTIVE HITS	8	vs Colorado Springs, July 25, 2010 (3rd inning)
BY OPPONENT	9	vs Tacoma, April 29, 1997 (8th inning)
MOST CONS. BATTERS ON BASE	12	at Colorado Springs, July 29, 1994 (1st 12 batters in the 4th inning)
BY OPPONENT	10	at Colorado Springs, May 9, 1997 (1st inning) vs New Orleans, August 3, 1998 (1st ten batters of the game)
MOST EXTRA BASE HITS	14	vs Omaha, August 7, 2004
MOST TOTAL BASES	49	at Colorado Springs, July 29, 1994
MOST DOUBLES	10	vs Omaha, August 7, 2004
MOST TRIPLES	4	vs Colorado Springs, July 20, 2002 vs Oklahoma City, August 8, 2012 vs Sacramento, September 3, 2012
MOST HOME RUNS	7	vs Calgary, August 9, 2000
MOST RUNS BATTED IN	27	at Colorado Springs, July 29, 1994
MOST SACRIFICE BUNTS	4	at Sacramento, June 1, 2011
MOST SACRIFICE FLIES	4	at Las Vegas, April 21, 2000
TWO RBI ON ONE SF		vs Nashville, May 2, 2001 (by Jose Nieves) vs Omaha, August 15, 2011 (by Freddy Sandoval)
MOST HIT BATTERS	4	at Tucson, April 8, 2006
MOST HB IN ONE INNING	3	at Sacramento, June 15, 2001 (by Justin Miller in the 2nd inning) at Tucson, April 8, 2006 (by Edgar Gonzalez in the 3rd inning)
MOST BASES ON BALLS	14	at Tucson, July 31, 1997
MOST BB, ONE INNING	4	Several Times
MOST STRIKEOUTS	17	at Reno, June 12, 2010
MOST STOLEN BASES	10	vs Edmonton, July 13, 1995
MOST CAUGHT STEALING	4	at Edmonton, May 29, 1999
MOST LEFT ON BASE	18	vs Vancouver, August 7, 1995 (16 innings) at Nashville, June 14, 2000 (16 innings)
MOST LOB (9 INN GAME)	16	at Las Vegas, April 18, 2000 at Colorado Springs, August 19, 2001
MOST CONS. GAMES 10+ RUNS	4	July 16-19, 2000
MOST CONS. SCORELESS INNINGS	35	August 17-20, 2009

Salt Lake Franchise Records

MOST RUNS BY INNING (FOR SALT LAKE)	
1st	10 vs Portland, July 26, 2009 (G1) & vs Tacoma, July 23, 2011
2nd	10 vs Nashville, May 15, 1998; at Calgary, June 4, 2000 & vs Sacramento, July 24, 2012
3rd	9 at Las Vegas, May 4, 1997; vs Edmonton, May 27, 2000; vs Iowa, June 1, 2002 & vs Colorado Springs, July 25, 2010
4th	11 at Colorado Springs, July 29, 1994
5th	13 at Calgary, June 4, 2000
6th	13 vs Calgary, August 26, 1995
7th	11 vs Portland, April 25, 2005
8th	8 at Phoenix, May 17, 1994 & at Colorado Springs, August 29, 2009
9th	8 at Calgary, June 10, 1994
10th	7 at Fresno, July 21, 2005
11th	3 at Calgary, April 22, 1996 & at Sacramento, May 10, 2003
12th	6 at Nashville, May 23, 2002
13th	2 at Fresno, July 20, 2010
14th	1 at Omaha, June 3, 2002 & vs Round Rock, May 11, 2008
15th	1 vs Tucson, April 12, 2011
16th	1 vs Vancouver, August 7, 1995 & at Nashville, June 14, 2000
17th	1 at Tucson, July 15, 1998

MOST RUNS BY INNING (BY OPPONENT)	
1st	12 at Colorado Springs, May 9, 1997
2nd	8 by Tacoma at SL, May 2, 2000
3rd	12 at Tucson, May 29, 2011
4th	10 at Colorado Springs, September 4, 1995
5th	11 at Fresno, June 20, 2005
6th	10 by Portland at SL, May 23, 2008 & at Colorado Springs, June 11, 2013 & by Reno at SL, May 4, 2014
7th	10 by Vancouver at SL, May 24, 1996
8th	11 by Tacoma at SL, April 29, 1997
9th	8 by Vancouver at SL, May 26, 1996
10th	6 by Calgary at SL, May 2, 1995
11th	4 at Reno, June 12, 2009
12th	2 by Albuquerque at SL, May 6, 2008 & by Tacoma at SL, July 4, 2009
13th	3 by Phoenix at SL, April 17, 1995
14th	1 at Fresno, May 16, 2000
15th	1 at Omaha, August 5, 2003
16th	None
17th	1 at Omaha, July 5, 2001

10+ Runs Scored In One Inning

BY SALT LAKE (10 HOME, 3 ROAD)

- 11 at Colorado Springs, July 29, 1994 (4th)
- 13 vs Calgary, August 26, 1995 (6th)
- 10 vs Albuquerque, August 4, 1996 (6th)
- 10 vs Nashville, May 15, 1998 (2nd)
- 10 vs Oklahoma, May 24, 1999 (6th)
- 11 vs Calgary, August 24, 1999 (6th)
- 10 at Calgary, June 4, 2000 (2nd)
- 13 at Calgary, June 4, 2000 (5th)
- 11 vs Portland, April 25, 2005 (7th)
- 10 vs Portland, July 26, 2009, Game 1 (1st)
- 10 vs Tacoma, July 23, 2011 (1st)
- 12 vs Tucson, July 30, 2011 (5th)
- 10 vs Sacramento, July 24, 2012 (2nd)

AGAINST SALT LAKE: 13 (6 HOME, 7 ROAD)

- 10 by Albuquerque at SL, July 4, 1994 (8th)
- 10 at Colorado Springs, September 4, 1995 (4th)
- 10 by Vancouver at SL, May 24, 1996 (7th)
- 10 by Vancouver at SL, May 26, 1994 (5th)
- 11 by Tacoma at SL, April 29, 1997 (8th)
- 12 at Colorado Springs, May 9, 1997 (1st)
- 10 at Fresno, June 6, 2004 (3rd)
- 11 at Fresno, June 20, 2005 (5th)
- 10 by Portland at SL, May 23, 2008 (6th)
- 12 at Tucson, May 29, 2011 (3rd)
- 10 at Colorado Springs, July 16, 2012 (1st)
- 10 by Fresno at SL, June 6, 2013 (7th)
- 10 at Colorado Springs, June 11, 2013 (6th)
- 11 by Albuquerque, April 20, 2014 (1st)
- 10 by Reno, May 4, 2014 (6th)

Salt Lake Franchise Records

Miscellaneous Team Records

LONGEST GAME (INNINGS)	17	at Tucson, July 15, 1998 (W 2-1) at Omaha, July 5, 2001 (L 10-9)
LONGEST GAME (TIME)	5:31	vs Vancouver, August 7, 1995 (16 inn) (W 12-11)
LONGEST 9 INN (TIME)	4:04	vs Colorado Springs, June 29, 2000
SHORTEST 9 INN (TIME)	1:43	vs Fresno, May 24, 2000
MOST ERRORS	7	vs Las Vegas, July 25, 2005
BY OPPONENT	6	vs Sacramento, April 26, 2000 vs Las Vegas, April 13, 2009
BY BOTH TEAMS COMBINED	10	vs Nashville, August 7, 1999 (Salt Lake 5, Nashville 5)
MOST ERRORS, ONE INNING	4	vs Las Vegas, April 26, 1994 (3rd inning)
BY OPPONENT	3	vs Calgary, April 11, 1997 (3rd inning) at Las Vegas, May 15, 1999 (8th inning)
LARGEST MARGIN (WIN)	25	at Colorado Springs, July 29, 1994 (28-3)
LARGEST MARGIN (LOSS)	23	vs Tucson, July 23, 2006 (28-5)
LARGEST MARGIN BY SHUTOUT (WIN)	13	vs Colorado Springs, May 2, 1998 at Albuquerque, August 31, 1998 vs Tacoma, May 5, 2009
LARGEST MARGIN BY SHUTOUT (LOSS)	14	at Tacoma, April 24, 2009
MOST RUNS IN AN EXTRA INNING	7	at Fresno, July 21, 2005 (10th inning of a 12-5 win)
MOST RUNS ALLOWED IN AN X-INNING	6	vs Calgary, May 2, 1995 (10th inning of an 8-2 loss)
LONGEST WIN STREAK	13	April 12-27, 2008
LONGEST LOSS STREAK	11	May 4-16, 2014
LONGEST HOME WIN STREAK	11	June 5-25, 2005
LONGEST ROAD WIN STREAK	11	April 3-27, 2008
LONGEST HOME LOSS STREAK	11	August 15-29, 2011
LONGEST ROAD LOSS STREAK	9	April 17-May 8, 2013
CONS. GAMES W/OUT ERROR	10	May 21-30, 1995 June 2-12, 1995
MOST GAMES OVER .500	37	September 4, 2000 (90-53)
MOST GAMES UNDER .500	32	August 16, 2004 (45-77) & September 6, 2004 (56-88)
LARGEST DIVISIONAL LEAD	+14.0	September 4, 2000
LARGEST DIVISIONAL DEFICIT	-28.0	September 5 & 6, 2004
NUMBER OF PLAYERS IN TEAM HISTORY:	499	
NUMBER OF POSITION PLAYERS:	254	
NUMBER OF PITCHERS:	265	
MOST DOUBLE PLAYS TURNED	5	May 2, 1997 vs Tacoma August 27, 2005 at Colorado Springs August 23, 2009 vs Las Vegas August 12, 2011 vs Omaha
BY OPPONENT	5	June 23, 2009 vs Fresno August 29, 2010 at Colorado Springs September 2, 2013 vs Reno
BY BOTH TEAMS, ONE GAME	7	June 23, 2009 vs Fresno (5 for Fresno, 2 for Salt Lake)
TRIPLE PLAYS TURNED		May 15, 1994 at Las Vegas (6-3, Raabe-Masteller) July 7, 2001 at Omaha (1-6-3, Lukasiewicz-Amezaga-Pritchett) June 19, 2003 at Sacramento (6-3-2, Amezaga-Quinlan-Durrington) May 1, 2006 vs Las Vegas, (3-6, Morales-Aybar) August 17, 2014 at Iowa (1-6-3, LeBlanc-O'Malley-Cron)
TRIPLE PLAYS HIT INTO		September 3, 1998 at Albuquerque (9-4, Richardson-Roberge) July 20, 2000 at Calgary (8-6-2-5, M. Martinez-Clapinski-C. Martinez-Gulan)

Salt Lake Franchise Records

Miscellaneous Opponent Records

MOST CAREER HITS VS SALT LAKE	105	Jose Flores (w/Tac, CSP, Sac, LV & Fre) 2000-2006
MOST CAREER HR VS SALT LAKE	18	J.R. Phillips (w/ Phx, NO, CSP & Tac) 1994-2003
MOST CAREER RBI VS SALT LAKE	54	Alan Zinter (w/Iowa, Tac, N.O., Tcn & RR) 1997-2006
CAREER AVERAGE VS SL (100 AB)	.424	Jim Tatum (67-for-158 w/CSP, LV & Fre) 1994-2000
MOST CAREER GRAND SLAMS	2	Cliff Brumbaugh, Oklahoma & Colorado Springs 1999-2002 Brian Barden, Tucson 2004-2006
MOST CAREER WINS VS SALT LAKE	10	Ryan Shealy, Colorado Springs, Omaha & Las Vegas 2005-11
MOST CAREER LOSSES VS SALT LAKE	8	Andrew Lorraine (w/Van, Edm, Tac, Iowa, Cgy & LV)
MOST HITS IN ONE GAME	7	Matt Kinney (w/Edm & Fre, 2001-2009)
MOST HITS IN ONE GAME (9 INN)	5	Neifi Perez, Colorado Springs, August 25, 1996 (13 inn) Held by Many
MOST RUNS IN ONE GAME	6	Mark Bellhorn at Sacramento, July 9, 2000
MOST RBI IN ONE GAME	8	Brian Leshar, Edmonton, August 18, 1996 Ernie Young at Edmonton, July 17, 1997
MOST HR IN ONE GAME	3	Todd Greene, Vancouver, August 27, 1995 Brooks Kieschnick, Edmonton, June 6, 1999 Wayne Kirby at Las Vegas, August 11, 1999 Valentino Pascucci, Edmonton, July 18, 2004 (Game 1 of DH) Luke Scott at Round Rock, August 1, 2005 Scott McClain at Fresno, August 21, 2007 Matt Carson, Sacramento, June 4, 2009 Matt Duffy at Oklahoma City, June 9, 2014
INSIDE-THE-PARK HOME RUN		Freddy Guzman, Portland, July 26, 2004 (led off the game) Brett Pill, Fresno, June 11, 2011 Travis Buck, Tucson, May 5, 2013 Rico Noel, El Paso, August 10, 2014
HIT FOR THE CYCLE		Rob Deer at Las Vegas, August 11, 1995 Neifi Perez, Colorado Springs, August 25, 1996 Cody Ross at Las Vegas, September 5, 2005 Colin Cowgill at Reno, June 7, 2011
MOST TOTAL BASES IN ONE GAME	14	Luke Scott at Round Rock, August 1, 2005 (3 HR, 1 2B)
MOST STRIKEOUTS IN ONE GAME	14	Rich Dorman at Tacoma, August 29, 2006
MOST WALKS IN ONE GAME	9	Stephen Shoemaker at Colorado Springs, August 14, 1999
MOST WALKS, ONE INNING	4	Held By Many
MOST HIT BATTERS IN ONE GAME	4	Edgar Gonzalez at Tucson, April 8, 2006
MOST RUNS IN ONE GAME	13	Pete Smith at Las Vegas, July 17, 1996 Stephen Shoemaker at Colorado Springs, August 14, 1999 Robert Averette at Colorado Springs, August 20, 2001
MOST HITS IN ONE GAME	15	Paul Menhart, Tacoma, May 20, 1996 Dennis Springer at Las Vegas, June 13, 2002 Dennis Springer, Las Vegas, June 19, 2002 Gaby Hernandez at Omaha, May 22, 2010

Salt Lake Franchise Records

Grand Slams (86; 51 at Home, 35 on the Road)

- 5-3-94** Mike Durant vs Tacoma (off Joe Slusarski)
5-10-94 Dan Masteller vs Phoenix (off Fred Costello)
6-8-94 Bernardo Brito at Edmonton (off Dana Ridenour, game two)
7-29-94 Scott Stahoviak at Colorado Springs (off Mike Harkey)
8-7-95 Van Snider vs Vancouver (off Russ Springer)
8-17-95 Steve Dunn at Albuquerque (off Jody Treadwell)
9-2-95 Denny Hocking at Colorado Springs
 (off Scott Frederickson)
9-15-95 Mike Durant at Colorado Springs
 (off Scott Frederickson, Game 5 PCL Finals)
5-4-96 Steve Hazlett vs Colorado Springs (off Jake Viano)
6-3-96 Matt Lawton vs Tucson
 (walk-off GW in the 9th off Jeff Tabaka)
6-21-96 Brent Brede vs Calgary
 (walk-off GW in the 12th off Matt Ryan)
8-4-96 Jamie Ogden vs Albuquerque (off Matt Herges)
5-14-97 Scott Stahoviak vs Edmonton (off Bobby Chouinard)
7-20-97 Damian Miller vs Tucson (off Norm Montoya)
8-14-97 Chris Latham at Albuquerque (off Dennis Reyes)
8-16-97 Jeff Ferguson at Colorado Springs (off Bobby Jones)
7-20-98 Chad Rupp vs Las Vegas (off Brad Kaufman)
7-27-98 Brian Buchanan at Colorado Springs (off George Glinatsis)
8-22-98 Chris Latham vs Tucson (off Neil Weber)
5-11-99 Jacque Jones at Omaha (off Dario Veras)
6-24-99 David Ortiz vs Vancouver (off Bill King)
9-4-99 Midre Cummings at Albuquerque (off Johnny Ruffin)
4-18-00 Jay Canizaro at Las Vegas (off Derek Root)
5-29-00 Todd Walker vs Edmonton (off Shad Williams)
6-4-00 Mario Valdez at Calgary (off Geoff Duncan, game two of DH)
6-26-00 Torii Hunter vs Colorado Springs (off Ed Vosberg)
6-27-00 Torii Hunter vs Colorado Springs (off Scott Watkins)
7-16-00 Torii Hunter at Edmonton (off Eric Weaver)
8-10-00 A.J. Pierzynski vs Calgary (Two Grand Slams in
 the same game off Sean Bergman & Mike Cather)
8-19-00 Casey Blake at Iowa (off Mario Iglesias)
9-6-00 Casey Blake at Sacramento (Game 1 Pacific Conference
 Championship Series off Chad Harville)
5-10-01 Chris Pritchett at Colorado Springs (off Craig Dingman)
8-19-01 Trent Durrington at Colorado Springs (off Andy Larkin)
8-25-01 Scott Morgan vs Omaha (off Shawn Sonnier)
8-27-01 Jose Fernandez vs Colorado Springs (off Todd Belitz)
5-10-02 Gary Johnson vs Colorado Springs (off Victor Santos)
7-5-02 Gary Johnson vs Omaha (off Mac Suzuki)
7-19-02 Larry Barnes vs Colorado Springs (off Bryan Rekar)
8-10-02 Larry Barnes vs Tucson (off Oscar Villareal)
4-16-03 Jeff DaVanon vs Sacramento (off Joe Valentine in
 game two of DH)
5-4-03 Adam Riggs at Albuquerque (off Marc Wilkins)
6-12-03 Jeff Guiel vs Sacramento (off Erik Hiljus)
8-23-03 Keith Johnson vs Tacoma (off Scott Atchison)
4-20-04 Barry Wesson at Sacramento (off Eric Cammack)
8-20-04 Shane Halter vs Edmonton (off Anthony Ferrari)
8-30-04 Gary Johnson vs Tucson (off Sergio Lizarraga)
4-7-05 David Matranga vs Tucson (off Lance Cormier on
 Opening Day)
4-16-05 Dallas McPherson at Tucson (off Sergio Lizarraga)
5-21-05 Brian Gordon at Oklahoma (off Matt Riley)
8-18-05 Nick Gorneault at Portland (off Chris Oxspring)
9-2-05 Nick Gorneault at Las Vegas (off Buddy Carlyle)
6-15-06 Nick Gorneault vs Fresno (off Matt Kinney)
8-21-06 Nathan Haynes at Portland (off Dewon Brazelton)
7-18-07 Mike Eylward vs Tacoma (off Kam Mickolio)
4-21-08 Brandon Wood at Portland (off Shawn Estes)
5-1-08 Kendrys Morales at Memphis (off Blake Hawksworth)
5-30-08 Chris Walker vs Colorado Springs
 (off Valerio De Los Santos)
8-11-08 Bobby Wilson vs Fresno (off Steve Hammond)
4-22-09 Terry Evans at Tacoma (off Chris Seddon)
5-5-09 Brad Coon & Bobby Wilson vs Tacoma
 (both in the same inning off Steven Shell)
5-23-09 Sean Rodriguez at Albuquerque (off Nick DeBar)
5-30-09 Adam Pavkovich vs Reno (walk-off GW in the 9th
 in game two of DH off Abe Woody)
6-15-09 Brandon Wood vs Colorado Springs (off Jason Hirsh)
7-26-09 Ryan Budde vs Portland
 (off Brian Lawrence in game one of DH)
5-1-10 Cory Aldridge vs Portland
 (pinch-hit off Greg Burke in game one of DH)
6-17-10 Mark Trumbo vs Las Vegas (off Rey Gonzalez)
5-19-11 Jeff Baisley vs Nashville (off Zach Segovia)
5-22-11 Chris Pettit vs Nashville (off Frankie DeLaCruz)
5-28-11 Kevin Richardson at Tucson (off Wade LeBlanc)
7-23-11 Kevin Richardson vs Tacoma (off Nate Robertson)
7-24-11 Jeremy Moore vs Tacoma (inside-the-park off
 Mauricio Robles)
4-10-13 Luis Rodriguez vs Reno (off Randall Delgado
 in game one of DH)
4-22-13 Chris Snyder vs Tacoma (off Jhonnny Nunez)
4-25-13 Matt Young at Sacramento (off Brian Gordon)
6-1-13 Luis Rodriguez vs Colorado Springs
 (off Jeff Manship)
6-8-13 Luke Carlin vs Fresno (off Fabio Castillo)
6-14-13 Luis Jimenez at Fresno (off Fabio Castillo)
6-17-13 Matt Long at Fresno (off Heath Hembre)
7-4-13 Kole Calhoun vs Tacoma
 (walk-off GW in the 9th off Bobby LaFromboise)
7-19-13 Luis Rodriguez vs Sacramento (off Bruce Billings)
8-8-13 Roberto Lopez at Round Rock (off Justin Miller)
4-9-14 C.J. Cron vs Fresno (off George Kontos)
4-16-14 Grant Green at Tacoma (off Anthony Fernandez)
6-13-14 Efen Navarro at Colorado Springs (off Christian Friedrich)

Salt Lake Franchise Records

Opponent Grand Slams (86: 41 at Salt Lake, 45 at Home)

5-4-94 Eric Fox, Tacoma at Salt Lake (off Eddie Guardado)
6-5-94 Victor Rodriguez at Edmonton (off Oscar Munoz)
7-19-94 Scott Makarewicz, Tucson at Salt Lake (off Bill Wissler)
9-9-94 Luis Raven at Vancouver (off Dave Stevens, Game Two, North Division Championship Series)
4-17-95 Calvin Murray, Phoenix at Salt Lake (off Mike Trombley)
5-21-95 Jerry Goff, Tucson at Salt Lake (off Oscar Munoz)
6-22-95 Dave Hajek at Tucson (off Vince Horsman)
8-21-95 Keith Williams, Phoenix at Salt Lake (off Greg Hansell)
9-4-95 Harvey Pulliam at Colorado Springs (off Dan Naulty)
5-26-96 William Pennyfeather, Vancouver at Salt Lake (off Mike Misuraca)
6-13-96 Oreste Marrero at Albuquerque (off Marc Barcelo)
8-18-96 Brian Leshner, Edmonton at Salt Lake (off Dan Serafini)
8-26-96 George Williams at Edmonton (off Erik Bennett)
4-5-97 Eddie Williams at Albuquerque (off Brett Roberts)
6-3-97 Todd Greene, Vancouver at Salt Lake (off Brett Roberts)
7-17-97 Ernie Young at Edmonton (off Mark Redman)
5-20-98 Mark Little, Oklahoma at Salt Lake (off Kevin Ohme)
6-21-98 Scott Leius, Omaha at Salt Lake (off Travis Miller)
8-11-98 Creighton Gubanich at Las Vegas (off Benj Sampson)
8-18-98 Kevin Roberson, Calgary at Salt Lake (off Chris Cumberland, game one of DH)
8-25-98 Robin Jennings at Iowa (off Shane Bowers)
9-3-98 J.P. Roberge at Albuquerque (off Doug Linton)
4-20-99 Adam Riggs, Albuquerque at Salt Lake (off Shane Bowers)
4-27-99 Adam Kennedy at Memphis (off Brent Stentz)
4-30-99 Nate Dishington at Memphis (off Frank Rodriguez)
5-21-99 Chris Haas, Memphis at Salt Lake (off Jeff Harris)
7-25-99 Ben Petrick, Colorado Springs at Salt Lake (off Mike Lincolln)
9-3-99 Brent Cookson at Albuquerque (off Mark Redman)
5-26-00 Pedro Feliz, Fresno at Salt Lake (off Benj Sampson)
6-2-00 Luis Raven at Calgary (off Dan Perkins)
4-15-01 Cliff Brumbaugh, Oklahoma at Salt Lake (off Jim Bruske)
7-6-01 Aaron Guiel at Omaha (off Matt Wise)
8-19-01 Kimera Bartee at Colorado Springs (off Juan Alvarez)
8-20-01 Cliff Brumbaugh at Colorado Springs (off Matt Wise)
8-20-01 Mike Bell at Colorado Springs (off Will Brunson)
9-3-01 Todd Dunwoody at Iowa (off Scot Shields)
5-25-02 Barry Wesson, New Orleans at Salt Lake (off Rich Kelley)
6-27-02 Javier Valentin at Edmonton (off Elvin Nina)
7-11-02 Julio Zuleta at Iowa (off Rich Kelley)
7-30-02 Jack Cust at Colorado Springs (off John Dillinger)
4-25-03 John Barnes, Nashville at Salt Lake (off Brandon Emanuel)
5-11-03 Luis Lopez at Sacramento (off Steve Green)
6-5-03 Scott Seabol, Memphis at Salt Lake (off Matt Hensley)
8-25-03 Termel Sledge, Edmonton at Salt Lake (off Brandon Emanuel)
5-13-04 Matt Padgett, Albuquerque at Salt Lake (off Brandon Emanuel)
5-15-04 Andy Tracy, Colorado Springs at Salt Lake (off Yoshi Mizuo)
7-28-04 Rich Thompson at Nashville (off Greg Jones)
4-10-05 Carlos Quentin, Tucson at Salt Lake (off Clayton Andrews)
5-28-05 Freddie Bynum at Sacramento (off Eric Cyr)
7-22-05 Brian Myrow, Las Vegas at Salt Lake (off Scott Schneider)
8-4-05 Brandon Berger, Memphis at Salt Lake (off Clayton Andrews)
8-5-05 Pete Zoccolillo, Memphis at Salt Lake (off Evan Thomas)
8-14-05 Shin-Soo Choo at Tacoma (off Scott Schneider)
7-2-06 Mike Rouse at Sacramento (off Jonathon Rouwenhorst)
7-22-06 Brian Barden, Tucson at Salt Lake (off Steven Shell)
7-23-06 Chris Young, Tucson at Salt Lake (off Jeff Heaverlo)
7-23-06 Brian Barden, Tucson at Salt Lake (off Matt Wilhite)
8-3-06 Chris Aguila, Albuquerque at Salt Lake (off Chris Bootcheck in game two of DH)
5-17-07 Scott McClain at Fresno (off Joe Saunders)
6-12-08 Charlton Jimerson, Tacoma at Salt Lake (off Nick Adenhardt)

8-16-08 Doug Bernier, Colorado Springs at Salt Lake (off Giancarlo Alvarado)
4-18-09 Josh Whitesell at Reno (off Jailen Peguero)
4-20-09 John Hester at Reno (off Anthony Ortega)
8-2-09 Kevin Howard at Las Vegas (off Mike MacDonald)
8-6-09 Shane Robinson, Memphis at Salt Lake (off Francisco Rodriguez)
6-12-10 Pedro Ciriaco at Reno (off Trevor Reckling)
6-27-10 Brandon Allen, Reno at Salt Lake (off Bobby Cassevah)
7-20-10 Ben Copeland at Fresno (off Tim Kiely)
8-16-10 Mat Gamel at Nashville (off Amalio Diaz)
6-26-11 Ian Stewart, Colorado Springs at Salt Lake (off Ryan Ketchner)
7-4-11 Ryan Shealy, Las Vegas at Salt Lake (off Ryan Brasier)
8-9-11 Jamie Hoffman at Albuquerque (off Ryan Ketchner)
8-28-11 Ryan Shealy, Las Vegas at Salt Lake (off Matt Meyer)
4-29-12 Ryan Wheeler, Reno at Salt Lake (off Steven Geltz)
6-23-12 Geoff Blum, Reno at Salt Lake (off Matt Meyer)
7-4-12 Carlos Peguero, Tacoma at Salt Lake (off Brad Mills)
8-23-12 Brandon Hicks at Sacramento (off Brad Mills)
5-30-13 Andy Parrino at Sacramento (off Barry Enright)
6-6-13 Juan Perez, Fresno at Salt Lake (off Billy Buckner)
6-11-13 Ben Paulsen at Colorado Springs (off Fernando Cabrera)
7-19-13 Stephen Vogt, Sacramento at Salt Lake (off Mike Ekstrom)
4-9-14 Adam Duval, Fresno at Salt Lake (off Jose Alvarez)
4-11-14 Nate Freiman at Sacramento (off Rob Carson)
7-10-14 Ty Kelly, Tacoma at Salt Lake (off Michael Kohn)

All-Time Walk-Off Endings

143 Walk-Off Wins

- 4-13-94** 6-5 vs Vancouver
(RBI single by Jeff Carter in the 10th)
- 5-6-94** 6-5 vs Tacoma
(2 run HR by Bernardo Brito in the 9th)
- 5-21-94** 6-5 vs Colorado Springs
(solo HR by Bernardo Brito in the 10th)
- 7-19-94** 11-10 vs Tucson
(3 run HR by Marty Cordova in the 10th)
- 8-11-94** (G2) 8-7 vs Colorado Springs
(solo HR by Jeff Carter in the 8th)
- 4-29-95** 5-4 vs Edmonton
(RBI single by Scott Stahoviak in the 10th)
- 4-30-95** 9-8 vs Edmonton
(solo HR by Rich Becker in the 9th)
- 5-22-95** 5-4 vs Tucson
(RBI single by Mitch Simons in the 9th)
- 7-7-95** 3-2 vs Tacoma
(RBI double by Brian Raabe in the 10th)
- 7-27-9** 8-7 vs Edmonton
(PH RBI single by Patrick Lennon in the 9th)
- 8-7-95** 12-11 vs Vancouver
(RBI single by Riccardo Ingram in the 16th)
- 8-20-95** 3-2 vs Phoenix
(PH RBI single by Brian Raabe in the 10th)
- 8-27-95** 6-5 vs Calgary
(RBI single by Steve Dunn in the 9th)
- 4-12-96** 9-8 vs Calgary
(RBI double by Mitch Simons in the 11th)
- 4-26-9** 8-7 vs Edmonton
(RBI single by Tom Quinlan in the 10th)
- 5-2-96** 4-3 vs Albuquerque
(solo HR by Brian Raabe in the 11th)
- 5-7-96** 9-8 vs Colorado Springs
(solo HR by Steve Hazlett in the 9th)
- 5-23-9** 12-11 vs Tacoma
(solo HR by Jeff Horn in the 10th)
- 6-3-96** 7-4 vs Tucson
(3 run HR by Matt Lawton in the 9th)
- 6-17-96** 5-4 vs Tucson
(RBI single by Mark Leonard in the 9th)
- 6-19-96** 4-3 vs Tucson
(solo HR by Brent Brede in the 11th)
- 6-21-96** 7-3 vs Calgary
(grand slam by Brent Brede in the 12th)
- 7-4-96** 9-8 vs Vancouver
(RBI single by Chris Latham in the 10th)
- 7-23-96** 9-8 vs Las Vegas
(2 run single by Brian Raabe in the 10th)
- 7-24-96** 7-6 vs Las Vegas
(solo HR by Damian Miller in the 9th)
- 8-2-96** 8-7 vs Albuquerque
(RBI single by Brent Brede in the 9th)
- 8-25-96** 15-14 vs Colorado Springs
(walk to Rene Lopez in the 13th)
- 6-14-97** 5-4 vs Colorado Springs
(2 run HR by Brent Brede in the 10th)
- 7-22-97** 15-14 vs Las Vegas
(RBI single by Ryan Radmanovich in the 10th)
- 4-28-98** 7-6 vs Tucson
(RBI single by Scott Stahoviak in the 9th)
- 6-20-98** 8-7 vs Omaha
(2 run single by Marc Lewis in the 9th)
- 7-17-98** 5-4 vs Las Vegas
(RBI single by Marc Lewis in the 11th)
- 7-19-98** 4-3 vs Las Vegas
(RBI single by Brian Buchanan in the 9th)
- 8-3-98** 14-13 vs New Orleans
(3 run HR by Scott Stahoviak in the 9th)
- 8-22-98** 6-5 vs Tucson
(PH solo HR by Brian Buchanan in the 9th)
- 9-7-98** 9-8 vs Iowa
(PH RBI single by Scott Stahoviak in the 9th)
- 5-18-99** 4-3 vs Memphis
(RBI single by Jacque Jones in the 9th)
- 5-24-99** 14-13 vs Oklahoma
(RBI FC by Jeff Ferguson in the 9th)
- 6-22-99** 3-2 vs Vancouver
(RBI single by Mike Moriarty in the 9th)
- 6-25-99** 8-7 vs Vancouver
(2 run double by David Ortiz in the 11th)
- 8-7-99** 12-11 vs Nashville
(walk to Eddie Williams in the 9th)
- 8-21-99** (G1) 7-5 vs Calgary
(2 run HR by Brian Buchanan in the 7th)
- 8-22-99** 6-5 vs Calgary
(on error in the 10th)
- 4-12-00** 6-5 vs Fresno
(RBI single by John Barnes in the 9th)
- 4-23-00** 7-6 vs Sacramento
(RBI single by Brian Buchanan in the 9th)
- 5-12-00** 8-7 vs Las Vegas
(RBI single by Chad Allen in the 9th)
- 5-26-00** (G1) 5-4 vs Fresno
(solo HR by Mario Valdez in the 7th)
- 6-25-00** 4-1 vs Calgary
(3 run HR by Brian Buchanan in the 10th)

All-Time Walk-Off Endings

7-6-00	6-5 vs Edmonton (RBI single by Todd Walker in the 12th)	4-12-04	4-3 vs Sacramento (RBI single by Brian Gordon in the 9th)
7-28-00	(G1) 6-5 vs Las Vegas (solo HR by Mike Moriarty in the 7th)	4-15-04	8-7 vs Sacramento (error in the 9th)
4-14-01	7-6 vs Oklahoma (solo HR by Larry Barnes in the 9th)	4-30-04	4-3 vs Tacoma (RBI single by Jake Thrower in the 12th)
5-12-01	7-6 vs Iowa (2 run single by Jose Nieves in the 9th)	4-8-05	4-2 vs Tucson (2 run HR by Curtis Pride in the 10th)
5-13-01	6-4 vs Iowa (2 run HR by Scott Morgan in the 9th)	4-26-05	12-9 vs Portland (3 run HR by Chris Prieto in the 9th)
5-14-01	11-9 vs Iowa (3 run HR by Scott Morgan in the 9th)	6-3-05	6-5 vs Portland (RBI single by Zach Sorensen in the 9th)
5-21-01	4-2 vs Omaha (2 run HR by Juan Tolentino in the 10th)	6-22-05	5-4 vs Colorado Springs (2 run double by Casey Kotchman in the 9th)
6-4-01	5-4 vs Portland (RBI double by Jose Nieves in the 10th)	8-21-05	3-2 vs Sacramento (PH RBI single by Luke Allen in the 9th)
6-6-01	7-6 vs Tacoma (solo HR by Larry Barnes in the 10th)	5-30-06	15-14 vs Tacoma (walk to Ryan Budde in the 9th)
6-22-01	3-2 vs Tucson (RBI single by Jeff Guiel in the 9th)	6-13-06	7-6 vs Fresno (RBI single by Tommy Murphy in the 9th)
7-13-01	6-5 vs Iowa (RBI double by Jose Fernandez in the 9th)	6-16-06	7-6 vs Las Vegas (RBI single by Howie Kendrick in the 13th)
7-24-01	5-4 vs Edmonton (RBI single by Juan Tolentino in the 10th)	6-17-06	(G2) 4-3 vs Las Vegas (wild pitch in the 7th)
5-8-02	6-5 vs Colorado Springs (RBI single by Robb Quinlan in the 9th)	6-24-06	3-2 vs Sacramento (solo HR by Ryan Budde in the 10th)
5-13-02	9-7 vs Edmonton (2 run HR by Jamie Burke in the 10th)	7-5-06	7-4 vs Colorado Springs (3 run HR by Mike Eylvard in the 9th)
5-26-02	5-4 vs New Orleans (RBI single by Chone Figgins in the 11th)	7-8-06	14-13 vs Sacramento (RBI single by Casey Smith in the 9th)
6-20-02	2-1 vs Las Vegas (RBI single by Jose Molina in the 9th)	7-9-06	7-6 vs Sacramento (RBI single by Curtis Pride in the 9th)
8-12-02	6-5 vs Tucson (RBI single by Nathan Haynes in the 11th)	8-7-06	6-5 vs Round Rock (RBI single by Kendrys Morales in the 9th)
8-26-02	7-6 vs Tacoma (solo HR by Alfredo Amezaga in the 11th)	4-5-07	4-3 vs Las Vegas (RBI double by Nick Gorneault in the 9th)
5-18-03	3-2 vs Las Vegas (RBI single by Trent Durrington in the 9th)	4-6-07	6-5 vs Las Vegas (solo HR by Brandon Wood in the 12th)
6-9-03	7-6 vs Sacramento (RBI FC by Julio Ramirez in the 10th)	5-12-07	9-8 vs Nashville (RBI single by Terry Evans in the 11th)
6-11-03	(G1) 5-4 vs Sacramento (RBI single by Gary Johnson in the 7th)	5-28-07	5-4 vs Fresno (RBI double by Adam Pavkovich in the 10th)
7-30-03	5-4 vs Oklahoma (RBI FC by Trent Durrington in the 9th)	6-8-07	4-3 vs Portland (RBI single by Kendrys Morales in the 10th)
8-10-03	6-5 vs Portland (RBI triple by Trent Durrington in the 9th)	7-4-07	4-3 vs Colorado Springs (solo HR by Matt Brown in the 9th)
4-9-04	6-5 vs Fresno (RBI single by Alex Pelaez in the 9th)	7-18-07	10-9 vs Tacoma (PH SF by Curtis Pride in the 12th)
4-10-04	5-4 vs Fresno (walk to Robb Quinlan in the 9th)	8-11-07	5-4 vs Portland (3 run double by Casey Smith in the 9th)

All-Time Walk-Off Endings

8-14-07 5-4 vs Tucson
(RBI single by Kendrys Morales in the 12th)

4-17-08 3-2 vs Las Vegas
(solo HR by Terry Evans in the 11th)

4-24-08 8-7 vs Fresno
(RBI single by Adam Pavkovich in the 10th)

4-26-08 9-8 vs Fresno
(RBI single by Terry Evans in the 10th)

5-11-08 6-5 vs Round Rock
(RBI single by Adam Pavkovich in the 14th)

5-28-08 5-4 vs Colorado Springs
(walk to Adam Morrissey in the 10th)

6-24-08 6-5 vs Sacramento
(RBI single by Brandon Wood in the 11th)

7-7-08 3-2 vs Tacoma
(RBI single by Jordan Czarniecki in the 9th)

7-11-08 9-6 vs Sacramento
(3 run HR by Sean Rodriguez in the 10th)

8-19-08 5-4 vs Colorado Springs
(solo HR by Bobby Wilson in the 10th)

5-14-09 8-5 vs Omaha
(3 run HR by Matt Brown in the 9th)

5-30-09 (G2) 9-5 vs Reno
(grand slam by Adam Pavkovich in the 9th)

6-5-09 6-5 vs Sacramento
(RBI single by Ryan Budde in the 11th)

8-7-09 4-3 vs Memphis
(RBI single by Terry Evans in the 9th)

9-5-09 5-4 vs Sacramento
(2 run HR by Ryan Budde in the 9th)

4-18-10 10-7 vs Tacoma
(3 run HR by Michael Ryan in the 9th)

4-22-10 (G1) 2-1 vs Las Vegas
(RBI single by Terry Evans in the 8th)

5-14-10 5-4 vs Round Rock
(walk to Nate Sutton in the 9th)

5-15-10 12-11 vs Albuquerque
(error in the 9th)

5-17-10 6-5 vs Albuquerque
(error in the 9th)

5-29-10 8-7 vs Fresno
(SF by Peter Bourjos in the 9th)

5-30-10 6-5 vs Fresno
(RBI single by Nate Sutton in the 10th)

8-9-10 6-5 vs New Orleans
(3 run HR by Luis Figueroa in the 10th)

8-31-10 7-6 vs Fresno
(RBI FC by Alexi Amarista in the 10th)

9-1-10 8-7 vs Fresno
(RBI single by Terry Evans in the 9th)

4-11-11 7-6 vs Tucson
(detached equipment ruling in the 13th)

4-12-11 5-4 vs Tucson
(RBI single by Jeremy Moore in the 15th)

5-9-11 (G2) 6-5 vs Reno
(RBI single by Gil Velazquez in the 7th)

7-31-11 3-2 vs Tucson
(RBI single by Efen Navarro in the 10th)

8-1-11 4-3 vs Tucson
(error in the 11th)

8-14-11 2-1 vs Omaha
(solo HR by Freddy Sandoval in the 9th)

4-17-12 3-2 vs Las Vegas
(RBI single by Ryan Langerhans in the 9th)

5-9-12 10-9 vs Round Rock
(RBI single by Andrew Romine in the 9th)

6-1-12 6-5 vs Colorado Springs
(RBI single by Hank Conger in the 9th)

8-6-12 4-3 vs Oklahoma City
(RBI single by Kole Calhoun in the 10th)

5-12-13 2-1 vs Colorado Springs
(sac fly by Jimmy Swift in the 9th)

5-19-13 8-7 vs Nashville
(2 run HR by Luke Carlin in the 10th)

7-4-13 7-3 vs Tacoma
(Grand Slam by Kole Calhoun in the 9th)

7-24-13 4-3 vs Fresno
(RBI single by Kole Calhoun in the 9th)

8-2-13 5-4 vs Iowa
(RBI single by Grant Green in the 9th)

4-8-14 6-5 vs Fresno
(solo HR by C.J. Cron in the 12th)

6-8-14 7-6 vs Sacramento
(RBI single by Brennan Boesch in the 9th)

6-18-14 9-8 vs Memphis
(RBI single by Efen Navarro in the 9th)

8-23-14 7-6 vs Round Rock
(RBI triple by Shawn O'Malley in the 7th)

All-Time Walk-Off Endings

97 Walk-Off Losses

5-12-94	7-5 at Las Vegas (2 run HR by Melvin Nieves in the 9th)	4-24-98	4-3 at Vancouver (RBI single by Justin Baughman in the 10th)
6-12-94	11-10 at Calgary (RBI single by Chris Howard in the 9th)	5-9-98	7-6 at Oklahoma (RBI single by TR Lewis in the 9th)
7-28-94	6-4 at Colorado Springs (2 run HR by Chris Jones in the 9th)	6-15-98	1-0 at Fresno (walk to Doug Mirabelli in the 9th)
8-7-94	9-8 at Phoenix (solo HR by JR Phillips in the 11th)	4-28-99	5-4 at Memphis (RBI FC by Adam Kennedy in the 9th)
8-21-94	8-6 at Edmonton (2 run HR by Mitch Lyden in the 10th)	5-11-99	(G2) 3-2 at Omaha (RBI single by Mendy Lopez in the 7th)
6-10-95	5-4 at Colorado Springs (RBI single by Webster Garrison in the 9th)	5-12-99	3-2 at Omaha (RBI single by Jeremy Giambi in the 9th)
7-29-95	12-11 at Calgary (RBI single by Trey Beamon in the 10th)	5-17-99	4-3 at Las Vegas (RBI FC by David Newhan in the 9th)
8-31-95	4-3 at Vancouver (2 run double by PJ Forbes in the 9th)	8-9-99	7-6 at Las Vegas (SF by Gary Matthews, Jr. in the 9th)
5-16-96	5-4 at Edmonton (RBI single by Tony Batista in the 11th)	4-21-00	6-5 at Las Vegas (SF by Kevin Nicholson in the 9th)
5-18-96	3-2 at Edmonton (RBI single by Kerwin Moore in the 9th)	5-16-00	10-9 at Fresno (RBI single by Michael Byas in the 14th)
5-19-96	5-4 at Edmonton (RBI single by Scott Spiezio in the 10th)	8-22-00	4-3 at Iowa (solo HR by Ross Gload in the 10th)
5-28-96	3-2 at Tacoma (solo HR by James Bonnici in the 11th)	7-5-01	10-9 at Omaha (SF by Aaron Guiel in the 17th)
6-16-96	9-6 at Albuquerque (3 run HR by Brian Richardson in the 10th)	8-5-01	5-4 at Tucson (error in the 9th)
7-15-96	3-2 at Las Vegas (RBI double by Jim Tatum in the 10th)	8-11-01	5-4 at Tacoma (PH 2 run HR by Juan Thomas in the 9th)
7-27-96	5-4 at Tacoma (2 run HR by Chris Widger in the 9th)	4-18-02	1-0 at Oklahoma (RBI single by Travis Hafner in the 11th)
8-10-96	8-5 at Colorado Springs (3 run HR by Pedro Castellano in the 9th)	7-13-02	3-2 at Iowa (solo HR by Bobby Hill in the 12th)
4-5-97	9-8 at Albuquerque (RBI single by Howard Battle in the 10th)	7-16-02	5-4 at Omaha (2 run single by Kit Pellow in the 9th)
5-6-97	1-0 at Las Vegas (PH RBI single by Jim Tatum in the 12th)	7-18-02	4-3 at Omaha (RBI double by Donzell McDonald in the 12th)
5-17-97	7-6 at Tacoma (solo HR by Steve Decker in the 10th)	5-12-03	8-7 at Sacramento (RBI single by David McCarty in the 10th)
5-24-97	4-3 at Vancouver (RBI single by Fausto Cruz in the 10th)	7-10-03	6-5 at Colorado Springs (RBI single by Ben Petrick in the 9th)
6-20-97	3-2 at Tacoma (RBI FC by Dan Rohrmeier in the 10th)	7-13-03	5-4 at Colorado Springs (2 run single by Clint Barmes in the 10th)
6-29-97	5-4 at Vancouver (RBI single by Fausto Cruz in the 10th)	8-5-03	7-6 at Omaha (RBI single by Luis Ortiz in the 15th)
7-26-97	7-6 at Phoenix (2 run single by Tim Florez in the 10th)	8-16-03	7-6 at Edmonton (RBI single by Jake Thrower in the 10th)
8-18-97	9-8 at Colorado Springs (2 run HR by Edgard Velazquez in the 12th)	5-20-04	4-3 at Oklahoma (RBI double by David Newhan in the 12th)

All-Time Walk-Off Endings

7-9-04 5-4 at Las Vegas
(RBI single by Rick Bell in the 11th)

8-15-04 9-8 at Portland
(2 run HR by Ramon Vazquez in the 9th)

9-5-04 8-7 at Las Vegas
(RBI double by Rick Bell in the 9th)

5-5-05 3-0 at Portland
(3 run HR by Josh Barfield in the 10th)

5-23-05 7-6 at New Orleans
(3 run HR by Matt Cepicky in the 9th)

7-26-05 6-5 at Albuquerque
(RBI single by Todd Sears in the 9th)

8-27-05 6-5 at Colorado Springs
(RBI single by Brad Hawpe in the 9th)

4-10-06 8-7 at Las Vegas
(2 run single by Wilson Valdez in the 9th)

4-28-06 1-0 at Tacoma
(RBI single by Shin-Soo Choo in the 9th)

6-8-06 5-4 at Tucson
(SF by Alberto Callaspo in the 9th)

6-9-06 8-7 at Tucson
(RBI single by Juan Brito in the 10th)

6-11-06 7-6 at Tucson
(walk to Matt Erickson in the 9th)

7-13-06 6-3 at Sacramento
(3 run HR by Hiram Bocachica in the 9th)

6-19-08 5-4 at Colorado Springs
(error in the 12th)

8-6-08 6-5 at Iowa
(RBI double by Andres Torres in the 9th)

8-15-08 5-4 at Sacramento
(RBI single by Donnie Murphy in the 10th)

4-30-09 4-3 at Las Vegas
(RBI double by JP Arencibia in the 11th)

5-8-09 6-5 at Portland
(RBI single by Chad Huffman in the 9th)

6-12-09 6-4 at Reno
(3 run HR by Chris Roberson in the 11th)

6-21-09 5-4 at Sacramento
(SF by Cliff Pennington in the 9th)

8-17-09 2-1 at Oklahoma City
(RBI single by Jose Vallejo in the 11th)

4-15-10 7-6 at Reno
(RBI single by Ed Rogers in the 9th)

5-7-10 3-2 at Fresno
(RBI FC by Jesus Guzman in the 9th)

6-19-10 8-7 at Sacramento
(RBI single by Corey Wimberly in the 9th)

6-24-10 (G1) 3-2 at Tacoma
(walk to Matt Tuiasosopo in the 7th)

7-1-10 8-7 at Colorado Springs
(2 run double by Jay Payton in the 9th)

8-19-10 8-7 at Memphis
(solo HR by Mark Hamilton in the 9th)

8-29-10 10-9 at Colorado Springs
(RBI single by Jay Payton in the 9th)

6-7-11 8-7 at Reno
(error in the 10th)

7-10-11 8-7 at Colorado Springs
(RBI single by Alfredo Amezaga in the 9th)

7-15-11 8-7 at Tacoma
(RBI single by Jose Yenez in the 9th)

8-20-11 5-4 at Colorado Springs
(RBI single by Matt Macri in the 10th)

8-22-11 9-7 at Colorado Springs
(3 run HR by Ryan Spilborghs in the 10th)

4-12-12 7-6 at Reno
(RBI single by Jason Lane in the 13th)

4-21-12 9-8 at Tucson
(RBI single by Vince Belnome in the 9th)

6-29-12 1-0 at Sacramento
(RBI single by Eric Sogard in the 10th)

8-10-12 2-1 at Nashville
(walk to Humberto Quintero in the 9th)

5-10-13 3-2 at New Orleans
(sac fly by Gorkys Hernandez in the 10th)

5-14-13 3-2 at Oklahoma City
(RBI single by Austin Wates in the 9th)

6-15-13 9-8 at Fresno
(sac fly by Roger Kieschnick in the 10th)

4-27-14 7-6 at Reno
(RBI single by Alfredo Marte in the 9th)

4-28-14 4-3 at Albuquerque
(RBI single by Jamie Romak in the 12th)

5-1-14 3-2 at Albuquerque
(fielder's choice in the 10th)

5-10-14 4-3 at Sacramento
(throwing error in the 11th)

5-11-14 6-5 at Sacramento
(RBI single by Ryan Ortiz in the 9th)

5-13-14 10-9 at Sacramento
(RBI single by Alden Carrithers in the 9th)

5-17-14 5-4 at Reno
(bases loaded walk in the 10th)

6-11-14 7-6 at Oklahoma City
(RBI double by Matt Duffy in the 9th)

7-1-14 9-8 at Las Vegas
(RBI single by Josh Satin in the 10th)

All-Time Walk-Off Endings

6 Postseason Walk-Off Wins

- 9-11-95** 9-8 vs Colorado Springs (RBI single by Denny Hocking in the 9th, Game 1 PCL Finals)
- 9-8-00** 9-8 vs Sacramento (RBI single by Todd Sears in the 9th, Game 3 Pacific Championship)
- 9-5-07** 9-8 vs Sacramento (2 run single by Brandon Wood in the 10th, Game 1 Pacific Championship)
- 9-6-07** 11-10 vs Sacramento (2 run single by Adam Pavkovich in the 9th, Game 2 Pacific Championship)
- 9-4-13** 4-3 vs Las Vegas (solo HR by Matt Long in the 9th, Game 1 Pacific Championship)
- 9-5-13** 5-4 vs Las Vegas (Sac fly by Scott Cousins in the 9th, Game 2 Pacific Championship)

6 Postseason Walk-Off Losses

- 9-9-94** 7-6 at Vancouver (RBI single by Marquis Riley in the 13th, Game 2 Northern Championship)
- 9-15-95** 8-7 at Colorado Springs (RBI single by Jim Tatum in the 9th, Game 5 PCL Finals)
- 9-8-99** 1-0 at Vancouver (wild pitch in the 11th, Game 1, Pacific Championship)
- 9-6-06** 4-3 at Tucson (RBI single by Alberto Callaspo in the 11th, Game 1 Pacific Championship)
- 9-8-07** 7-4 at Sacramento (3 run HR by Danny Putnam in the 10th, Game 4 Pacific Championship)
- 9-11-13** 2-1 at Omaha (solo HR by Brian Fletcher in the 9th, Game 2 PCL Finals)



Salt Lake Franchise Records

Walk-Off Home Runs (44)

5-6-94 Bernardo Brito vs Tacoma (2 run HR in the 9th)
5-21-94 Bernardo Brito vs Colorado Springs (Solo HR in the 10th)
7-19-94 Marty Cordova vs Tucson (3 run HR in the 10th)
8-11-94 Jeff Carter vs Colorado Springs (Solo HR in the 8th, Game 2 of DH)
4-30-95 Rich Becker vs Edmonton (Solo HR in the 9th)
5-2-96 Brian Raabe vs Albuquerque (Solo HR in the 11th)
5-23-96 Jeff Horn vs Tacoma (Solo HR in the 10th)
6-3-96 Matt Lawton vs Tucson (Grand Slam in the 9th)
6-21-96 Brent Brede vs Calgary (Grand Slam in the 12th)
7-24-96 Damian Miller vs Las Vegas (Solo HR in the 9th)
6-14-97 Brent Brede vs Colorado Springs (2 run HR in the 10th)
8-3-98 Scott Stahoviak vs New Orleans (3 run HR in the 9th)
8-22-98 Brian Buchanan vs Tucson (Pinch-Hit Solo HR in the 9th)
8-21-99 Brian Buchanan vs Calgary (2 run HR in the 7th, Game 1 of DH)
5-26-00 Mario Valdez vs Fresno (Solo HR in the 7th, Game 1 of DH)
6-25-00 Brian Buchanan vs Calgary (3 run HR in the 10th)
7-28-00 Mike Moriarty vs Las Vegas (Solo HR in the 7th, Game 1 of DH)
4-14-01 Larry Barnes vs Oklahoma (Solo HR in the 9th)
5-13-01 Scott Morgan vs Iowa (2 run HR in the 9th)
5-14-01 Scott Morgan vs Iowa (3 run HR in the 9th)
5-21-01 Juan Tolentino vs Omaha (2 run HR in the 10th)
6-6-01 Larry Barnes vs Tacoma (Solo in the 10th)
5-13-02 Jamie Burke vs Edmonton (2 run HR in the 10th)
8-26-02 Alfredo Amezaga vs Tacoma (Solo HR in the 11th)
4-8-05 Curtis Pride vs Tucson (2 run HR in the 10th)

4-26-05 Chris Prieto vs Portland (3 run HR in the 9th)
6-24-06 Ryan Budde vs Sacramento (Solo HR in the 10th)
7-5-06 Mike Eylward vs Colorado Springs (3 run HR in the 9th)
4-6-07 Brandon Wood vs Las Vegas (Solo HR in the 12th)
7-4-07 Matt Brown vs Colorado Springs (Solo HR in the 9th)
4-17-08 Terry Evans vs Las Vegas (Solo HR in the 11th)
7-11-08 Sean Rodriguez vs Sacramento (3 run HR in the 10th)
8-19-08 Bobby Wilson vs Colorado Springs (Solo HR in the 10th)
5-14-09 Matt Brown vs Omaha (3 run HR in the 9th off Josh Newman)
5-30-09 Adam Pavkovich vs Reno (Grand Slam in the 9th in game two of DH off Abe Woody)
9-5-09 Ryan Budde vs Sacramento (2 run HR in the 9th off Sam Demel)
4-18-10 Michael Ryan vs Tacoma (3 run HR in the 9th off Chad Cordero)
8-9-10 Luis Figueroa vs New Orleans (3 run HR in the 10th off Scott Strickland)
8-14-11 Freddy Sandoval vs Omaha (solo HR in the 9th off Zach Miner)
8-6-12 Kole Calhoun vs Oklahoma City (solo HR in the 9th off Hector Ambriz)
5-19-13 Luke Carlin vs Nashville (2 run HR in the 10th off of Rob Wooten)
7-4-13 Kole Calhoun vs Tacoma (Grand Slam in the 9th of Bobby LaFromboise)
4-8-14 C.J. Cron vs Fresno (solo HR in the 12th off Brett Bochy)

Postseason Walk-Off Home Runs (1)

9-4-13 Matt Long vs Las Vegas (solo HR in the 9th of game 1, Pacific Conf. Playoff Series off Rob Carson)

Postseason Walk-Off Home Runs By Opponents (3)

9-15-00 Albert Pujols at Memphis (Solo HR in the 13th of game 4, PCL Finals off David Hooten)
9-8-07 Danny Putnam at Sacramento (3 run HR in the 10th of game 4, Pacific Conf. Playoff Series off Greg Jones)

9-11-13 Brian Fletcher at Omaha (Solo HR in the 9th of game 2, PCL Finals off Chad Cordero)

Walk-Off Home Runs By Opponents (21)

5-12-94 Melvin Nieves at Las Vegas (2 run HR in the 9th)
7-28-94 Chris Jones at Colorado Springs (2 run HR in the 9th)
8-7-94 J.R. Phillips at Phoenix (Solo HR in the 11th)
8-21-94 Mitch Lyden at Edmonton (2 run HR in the 10th)
5-28-96 James Bonnici at Tacoma (Solo HR in the 11th)
6-16-96 Brian Richardson at Albuquerque (3 run HR in the 10th)
7-27-96 Chris Widger at Tacoma (2 run HR in the 9th)
8-10-06 Pedro Castellano at Colorado Springs (3 run HR in the 9th)
5-17-97 Steve Decker at Tacoma (Solo HR in the 10th)
8-18-97 Edgard Velazquez at Colorado Springs (2 run HR in the 12th)

8-22-00 Ross Gload at Iowa (Solo HR in the 10th)
7-13-02 Bobby Hill at Iowa (Solo HR in the 12th)
8-15-04 Ramon Vazquez at Portland (2 run HR in the 9th)
5-5-05 Josh Barfield at Portland (3 run HR in the 10th)
5-23-05 Matt Cepicky at New Orleans (3 run HR in the 9th)
7-13-06 Hiram Bocachica at Sacramento (3 run HR in the 9th)
6-12-09 Chris Roberson at Reno (3 run HR in the 11th off Jeremy Hill)
8-19-10 Mark Hamilton at Memphis (Solo HR in the 9th off Bobby Mosebach)
8-22-11 Ryan Spilborghs at Colorado Springs (3 run HR in the 10th off Horacio Ramirez)

Salt Lake Franchise Records

Pinch-Hit Home Runs By Salt Lake (8)

- | | |
|---|---|
| <p>8-30-97 David Ortiz at Las Vegas
(Solo HR off Marc Kroon in the 9th)</p> <p>5-2-98 Brian Buchanan vs Colorado Springs
(Solo HR off Mike Farmer in the 8th)</p> <p>8-26-07 Tommy Murphy at Colorado Springs
(Solo HR off Todd Williams in the 9th)</p> <p>7-23-08 Sean Rodriguez vs Oklahoma
(Solo HR off Kiko Calero in the 9th)</p> | <p>8-2-09 Flint Wipke at Las Vegas
(2 run HR off Davis Romero in the 4th)</p> <p>5-1-10 Cory Aldridge vs Portland
(Grand Slam off Greg Burke in the 6th)</p> <p>6-25-13 Roberto Lopez at Las Vegas
(3 run HR off Rob Carson in the 9th)</p> <p>6-29-14 Taylor Lindsey at Fresno
(Solo HR off Mason Tobin in the 10th)</p> |
|---|---|

Pinch-Hit Home Runs By Opponents (9)

- | | |
|---|---|
| <p>6-2-94 Greg PirkI, Calgary at SLC
(3 run HR off Kevin Campbell in the 9th)</p> <p>8-11-94 Alan Cockrell, Colorado Springs at SLC
(3 run HR off Scott Watkins in the 6th)</p> <p>6-17-95 Doug Saunders, Tacoma at SLC
(3 run HR off Scott Watkins in the 7th)</p> <p>5-1-97 Kevin Reimer, Tacoma at SLC
(Solo HR off Keith Linebarger in the 8th)</p> <p>4-28-00 Alex Cabrera, Tucson at SLC
(Solo HR off Todd Rizzo in the 9th)</p> | <p>8-11-01 Juan Thomas at Tacoma
(2 run walk-off HR off Bart Miadich in the 9th)</p> <p>4-28-07 David Castillo, Sacramento at SLC
(2 run HR off Greg Jones in the 9th)</p> <p>6-17-12 Conor Gillaspie, Fresno at SL
(3 run HR off Bobby Cassevah in the 8th)</p> <p>6-11-14 Marc Krauss at Oklahoma City
(3 run HR off Michael Kohn in the 8th)</p> |
|---|---|

All-Time Back-To-Back-To-Back Home Runs By Salt Lake (4)

- | | |
|---|--|
| <p>9-10-00 Bobby Kielty-Luis Rivas-Danny Ardoin vs Sacramento (off Rich Sauveur (2)-Tim Kubinski (1) in GM 5 of Pacific Conf. Playoffs)</p> <p>6-28-04 Casey Kotchman-Adam Riggs-Dallas McPherson at Tucson (off Edgar Gonzalez in the 4th)</p> | <p>8-25-06 Mike Eylward-Dallas McPherson-Kendrys Morales vs Colorado Springs (off Mike Esposito in the 4th)</p> <p>4-19-14 Taylor Lindsey-Grant Green-Luis Jimenez vs Albuquerque (off Steve Smith in the 3rd)</p> |
|---|--|

All-Time Back-To-Back-To-Back Home Runs vs. Salt Lake (4)

- | | |
|--|--|
| <p>7-2-94 Darren Bragg-Scott Bryant-Greg PirkI at Calgary (off Shawn Bryant in the 5th)</p> <p>7-20-01 Brian Banks-Jeff Abbott-Chad Mottola at Calgary (off Matt Wise in the 1st)</p> <p>7-20-11 Josh Donaldson-Andy LaRoche-Michael Taylor, Sacramento at SL (off Matt Palmer (2)-Anthony Ortega (1) in the 8th)</p> | <p>8-9-11 Jerry Sands-Jamie Hoffman-Justin Sellers at Albuquerque (off Jason Bulger (2)-Ryan Ketchner (1) in the 7th)</p> |
|--|--|

All-Time Back-To-Back-To-Back-To-Back Home Runs vs. Salt Lake (1)

- | |
|--|
| <p>5-8-14 Allan Dykstra-Zach Lutz-Taylor Teagarden-Brandon Allen, Las Vegas at SL (off Jose Alvarez in the 4th)</p> |
|--|

Salt Lake Franchise Records

All-Time Back-To-Back Home Runs By Salt Lake (85: 49 Home, 36 Road)

- | | | | |
|----------------|---|----------------|--|
| 4-17-94 | Tim McIntosh-Steve Dunn vs Albuquerque
(off Jody Treadwell in the 4th) | 8-9-00 | A.J. Pierzynski-Mike Moriarty vs Calgary
(off Jake Benz in the 8th) |
| 5-8-94 | Tim McIntosh-Bernardo Brito vs Phoenix
(off Brad Brink in the 3rd) | 8-21-00 | Brian Buchanan-Matt LeCroy at Iowa
(off Mike Meyers in the 2nd) |
| 7-27-94 | Rich Becker-Dan Masteller at Colorado
Springs (off Kevin Meier in the 3rd) | 8-22-00 | Matt LeCroy-Casey Blake at Iowa
(off Vicente Palacios in the 7th) |
| 8-19-94 | Bernardo Brito-Tim McIntosh vs Las Vegas
(off Denny Harriger in the 1st) | 8-28-00 | Kevin Roberson-Mike Moriarty at Edmonton
(off Brian Cooper in the 4th) |
| 8-23-94 | Marty Cordova-Bernardo Brito at Edmonton
(off Willie Fraser in the 7th) | 9-14-00 | Casey Blake-Matt LeCroy at Memphis
(off Clint Weibl in the 6th of GM 3 of PCL Finals) |
| 4-18-96 | Kevin Reimer-Denny Hocking at Vancouver
(off Shad Williams in the 7th) | 4-16-01 | Larry Barnes-Jose Fernandez vs Oklahoma
(off R.A. Dickey in the 3rd) |
| 4-29-96 | Brian Raabe-Jamie Ogden vs Edmonton
(off Bobby Chouinard in the 5th) | 7-27-01 | Larry Barnes-Jose Fernandez vs Edmonton
(off Jason Simontacchi in the 7th) |
| 5-5-96 | Brent Brede-Jamie Ogden vs Colorado
Springs (off David Nied in the 2nd) | 8-19-01 | Chris Pritchett-Scott Morgan at Colorado
Springs (off Andy Larkin in the 3rd) |
| 5-7-96 | Tom Quinlan-Steve Hazlett vs Colorado Springs
(off Garvin Alston in the 9th to end the game) | 8-20-01 | Jeff Guiel-Jose Molina at Colorado Springs
(off Robert Averette in the 3rd) |
| 7-20-96 | Mitch Simons-Brent Brede vs Phoenix
(off Doug Vanderweele in the 4th) | 5-29-02 | Larry Barnes-Trent Durrington at Colorado
Springs (off Shawn Chacon in the 4th) |
| 5-31-97 | Ryan Radmanovich-Todd Walker at Edmonton
(off Bobby Chouinard in the 6th) | 6-11-02 | Keith Johnson-Clay Bellinger at Las Vegas
(off Lance Caraccioli in the 6th) |
| 6-18-97 | Chad Rupp-Ryan Radmanovich at Tacoma
(off Josias Manzanillo in the 7th) | 7-30-02 | Keith Johnson-Clay Bellinger at Colorado
Springs (off Randy Flores in the 5th) |
| 8-19-97 | Jamie Ogden-Chad Rupp at Colorado Springs
(off Nate Minchey in the 4th) | 8-11-02 | Alfredo Amezaga-Chone Figgins vs Tucson
(off Horacio Estrada in the 2nd) |
| 8-30-97 | Ryan Radmanovich-David Ortiz at Las Vegas
(off Marc Kroon in the 9th) | 8-14-02 | Larry Barnes-Jose Nieves vs Sacramento
(off Eric Thompson in the 6th) |
| 4-27-98 | Esteban Beltre-Corey Koskie vs Tucson
(off Brad Cornett in the 5th) | 8-28-02 | Larry Barnes-Robb Quinlan vs Tacoma
(off Emmanuel Ulloa in the 7th) |
| 7-12-98 | Marc Lewis-Corey Koskie at Fresno
(off Rick Huisman in the 7th) | 6-24-03 | Gary Johnson-Keith Johnson vs Las Vegas
(off Scott Winchester in the 2nd) |
| 8-23-98 | Corey Koskie-Scott Stahoviak at Iowa
(off Kevin Foster in the 4th) | 4-13-04 | Tom Gregorio-Brian Specht (ITP) vs Sacra-
mento (off Mike Wood in the 2nd) |
| 4-18-99 | Chad Rupp-Brian Buchanan vs Fresno
(off Steve Soderstrom in the 5th) | 4-18-04 | Brian Specht-Adam Riggs at Fresno
(off Mike Crodale in the 5th) |
| 6-28-99 | Midre Cummings-David Ortiz vs Las Vegas
(off Brandon Kolb in the 6th) | 4-29-05 | Nick Gorneault-Brian Gordon vs Tacoma
(off Rich Dorman in the 2nd) |
| 7-8-99 | Midre Cummings-David Ortiz vs Tucson
(off David Tuttle in the 5th) | 5-24-05 | Brian Gordon-Nick Gorneault at New Orleans
(off Joe Horgan in the 9th) |
| 5-6-00 | Doug Mientkiewicz-Jeff Ferguson at Tucson
(off Eric Knott in the 2nd) | 6-7-05 | Luke Allen-Zach Sorensen vs Sacramento
(off Jimmy Serrano in the 4th) |
| 5-31-00 | Chad Allen-Torii Hunter vs Edmonton
(off Brett Hinchliffe in the 8th) | 8-7-05 | Brian Gordon-Brian Specht vs Memphis
(off Kevin Jarvis in the 2nd) |
| 8-5-00 | Casey Blake-Kevin Roberson at Fresno
(off Robbie Crabtree in the 8th) | 9-1-05 | Nick Gorneault-Luke Allen vs Colorado
Springs (off P.J. Bevis in the 8th) |

Salt Lake Franchise Records

- 4-10-06** Nick Gorneault-Mike Napoli at Las Vegas
(off Harold Eckert in the 6th)
- 4-15-06** Erick Aybar-Howie Kendrick vs Portland
(off Eric Junge-Erick Burke in the 2nd)
- 5-30-06** Howie Kendrick-Nick Gorneault vs Tacoma
(off Bobby Livingston in the 2nd)
- 6-15-06** Howie Kendrick-Nick Gorneault vs Fresno
(off Matt Kinney in the 5th)
- 8-16-06** Casey Smith-Tommy Murphy vs Fresno
(off Patrick Misch in the 1st)
- 8-17-06** Tommy Murphy-Mike Eylward vs Fresno
(off Matt Kinney in the 4th)
- 5-18-07** Howie Kendrick-Brandon Wood at Fresno
(off Matt Palmer in the 2nd)
- 6-23-07** Brandon Wood-Terry Evans vs Sacramento
(off Shane Komine in the 1st)
- 6-25-07** Jeff Mathis-Brandon Wood vs Sacramento
(off David Shafer in the 5th)
- 7-17-07** Terry Evans-Mike Eylward vs Tacoma
(off Brad Thomas in the 1st)
- 8-30-07** Nick Gorneault-Brandon Wood vs Fresno
(off Matt Kinney in the 1st)
- 4-4-08** Dee Brown-Brandon Wood at Las Vegas
(off Jason Johnson in the 4th)
- 4-12-08** Matt Brown-Brandon Wood vs Portland
(off Wade LeBlanc in the 1st)
- 6-24-08** Sean Rodriguez-Freddy Sandoval vs Sacramento
(off Dallas Braden in the 6th)
- 7-1-08** Freddy Sandoval-Matt Brown at Las Vegas
(off Justin Orenduff in the 5th)
- 7-23-08** Matt Brown-Kendrys Morales vs Oklahoma
(off Elizardo Ramirez in the 6th)
- 7-29-08** Kendrys Morales-Brandon Wood vs New Orleans
(off Claudio Vargas in the 4th)
- 8-1-08** Brandon Wood-Dee Brown at Omaha
(off Brad Salmon in the 6th)
- 8-20-08** Dee Brown-Brandon Wood vs Tucson
(off A.J. Shappi in the 7th)
- 9-3-08** Freddy Sandoval-Matt Brown at Sacramento
(off Brad Knox in the 1st of GM 1,
Pacific Conf. Playoffs)
- 4-12-09** Matt Brown-Brandon Wood vs Reno
(off Travis Blackley in the 2nd)
- 4-21-09** Sean Rodriguez-Bobby Wilson at Tacoma
(off Gaby Hernandez in the 1st)
- 5-12-09** Sean Rodriguez-Terry Evans vs Omaha
(off Brian Buchanan in the 8th)
- 5-22-09** Matt Brown-Brandon Wood at Albuquerque
(off Charlie Haeger in the 1st)
- 6-2-09** Chris Pettit-Terry Evans vs Sacramento
(off Brad Kilby in the 7th)
- 6-8-10** Terry Evans-Jeff Mathis vs Colorado Springs
(off Kurt Birkins in the 4th)
- 7-30-10** Paul McAnulty-Mark Trumbo vs Portland
(off Cory Luebke in the 5th)
- 8-30-10** Hank Conger-Mark Trumbo vs Fresno
(off Eric Hacker in the 1st)
- 4-8-12** Kole Calhoun-Hank Conger at Tacoma
(off Forrest Snow in the 3rd)
- 5-19-12** Kole Calhoun-Efren Navarro at Iowa
(off Mike MacDougal in the 8th)
- 5-20-12** Luis Jimenez-Paul McAnulty at Iowa
(off Nate Robertson in the 7th)
- 6-4-12** Cory Aldridge-Adam Heether at Fresno
(off Shawn Sanford in the 4th)
- 6-26-12** Adam Heether-Ed Lucas vs Reno
(off Taylor Sinclair in the 5th)
- 7-5-12** Efren Navarro-Paul McAnulty vs Tacoma
(off Andrew Carraway in the 3rd)
- 7-24-12** Vernon Wells-Kole Calhoun vs Sacramento
(off Bruce Billings-Justin Souza in the 2nd)
- 8-5-12** John Hester-Ryan Langerhans vs Oklahoma City
(off Rudy Owens in the 2nd)
- 8-24-12** Ryan Langerhans-Cory Aldridge at Sacramento
(off Bruce Billings in the 2nd)
- 5-28-14** Efren Navarro-Luis Jimenez at Tacoma
(off Taijuan Walker in the 3rd)
- 6-19-14** Luis Jimenez-Roberto Lopez vs Memphis
(off Tyler Lyons in the 4th)

Salt Lake Franchise Records

All-Time Back-To-Back Home Runs vs Salt Lake (94: 47 at SL, 47 Road)

5-8-94	Dax Jones-Ray Ortiz, Phoenix at SL (off Mo Sanford in the 2nd)	7-23-99	J.R. Phillips-Ben Petrick, Colorado Springs at SL (off Jason Ryan in the 4th)
6-12-94	Jerry Willard-Marc Newfield at Calgary (off Mo Sanford in the 7th)	7-25-99	J.R. Phillips-Ben Petrick, Colorado Springs at SL (off Shane Bowers in the 7th)
6-17-94	Ken Ramos-Roberto Petagine, Tucson at SL (off Mike Trombley in the 3rd)	8-9-99	Rico Rossy-Mike Darr at Las Vegas (off Mike Lincoln in the 1st)
5-27-95	Jay Gainer-Harvey Pulliam, Colorado Springs (off Carlos Pulido in the 6th)	8-14-99	John Cotton-Mike Kelly at Colorado Springs (off Fred Rath-Tony Fiore in the 8th)
5-28-95	Ty Van Burkleo-Jim Tatum, Colorado Springs (off Vince Horsman in the 8th)	8-15-99	J.R. Phillips-Jim Tatum at Colorado Springs (off Shane Bowers in the 1st)
9-4-95	Ty Van Burkleo-Jim Tatum at Colorado Springs (off Marc Barcelo in the 1st)	9-12-99	Terrence Long-Jose Ortiz, Vancouver at SL (off Shane Bowers in the 2nd of GM 5, Pacific Conf. Playoffs)
4-15-96	Jason Thompson-Rob Deer, Las Vegas at SL (off Brett Roberts in the 6th)	9-13-00	Albert Pujols-Rick Wilkins, Memphis at SL (off Joe Mays in the 3rd of GM 2, PCL Finals)
4-30-96	Tom Prince-Mike Busch, Albuquerque at SL (off Brett Roberts in the 3rd)	8-17-01	Ernie Young-Kevin Witt at Portland (off Shad Williams in the 8th)
5-13-96	Rob Deer-Riccardo Ingram at Las Vegas (off Scott Klingenbeck-Kevin Legault in the 7th)	8-21-01	Brooks Kieschnick-Mike Bell at Colorado Springs (off Elvin Nina in the 6th)
6-10-96	Neifi Perez-Angel Echevarria at Colorado Springs (off Brett Roberts-Jose Parra in the 4th)	4-7-02	Jake Thrower-Kevin Barker, Portland at SL (off Elvin Nina in the 4th)
6-15-96	Karim Garcia-Billy Lott at Albuquerque (off Brett Roberts in the 6th)	6-12-02	Chin-Feng Chen-Jeff Branson at Las Vegas (off Matt Wise in the 2nd)
8-7-96	Chris Widger-James Bonnici, Tacoma at SL (off Brett Roberts in the 3rd)	6-22-02	Hee Seop Choi-Kevin Orie at Iowa (off Matt Wise in the 2nd)
9-1-96	Kim Batiste-Tim Florez at Phoenix (off Todd Ritchie in the 6th)	8-3-02	Kevin Orie-Jayson Bass at Iowa (off Matt Wise in the 2nd)
4-4-97	Karim Garcia-Eddie Williams at Albuquerque (off Travis Miller in the 3rd)	8-29-02	Nate Rolison-Kenny Kelly, Tacoma at SL (off Chris Pine in the 3rd)
5-1-97	Dan Rohrmeier-Kevin Reimer, Tacoma at SL (off Keith Linebarger in the 8th)	9-2-02	Mike Frank-Mike Coolbaugh, Memphis at SL (off Jason Stephens in the 1st)
5-18-98	Warren Newson-Tom Quinlan, Oklahoma at SL (off Ricky Bones in the 1st)	4-16-03	Luis Lopez-Graham Koonce, Sacramento at SL (off Brandon Emanuel in the 2nd)
5-27-98	Roberto Mejia-Eli Marrero at Memphis (off Benj Sampson in the 3rd)	5-29-03	Joe Thurston-Chad Hermansen at Las Vegas (off Brandon Emanuel in the 3rd)
8-29-98	Chris Hatcher-Luis Ortiz at Omaha (off Doug Linton in the 6th)	8-3-03	Brandon Berger-Benny Agbayani at Omaha (off Brandon Emanuel in the 5th)
9-5-98	Alan Zinter-Pat Cline, Iowa at SL (off Benj Sampson in the 5th)	8-9-03	Jason Bay-Rich Gomez, Portland at SL (off Brandon Emanuel in the 5th)
4-10-99	Scott Stahoviak-Derrick White, Iowa at SL (off Brent Stentz in the 7th)	8-22-03	Pat Borders-Andy Barkett, Tacoma at SL (off Chris Bootcheck in the 5th)
4-24-99	Aramis Ramirez-Ivan Cruz at Nashville (off Gary Rath in the 1st)	4-25-04	Yamid Haad-Rico Washington, Portland at SL (off Jason Middlebrook in the 6th)
4-30-99	Chris Haas-Eduardo Perez at Memphis (off Frank Rodriguez in the 5th)	5-20-04	Danny Ardoin-Adrian Gonzalez at Oklahoma (off Chris Bootcheck in the 4th)
6-9-99	Pedro Valdes-John Mazzano at Oklahoma (off Shane Bowers in the 4th)		

Salt Lake Franchise Records

- 6-2-05** Josh Barfield-Adam Hyzdu, Portland at SL (off Willie Collazo in the 4th)
- 6-20-05** Angel Chavez-Julio Ramirez at Fresno (off Jonathon Rouwenhorst in the 5th)
- 7-15-05** Todd Linden-Mike Cervenak, Fresno at SL (off Eric Cyr in the 1st)
- 7-20-05** Jed Hansen-Julio Ramirez at Fresno (off Clayton Andrews in the 4th)
- 8-5-05** Reggie Taylor-Brandon Berger, Memphis at SL (off Evan Thomas in the 2nd)
- 6-12-06** Chad Santos-Daniel Ortmeier, Fresno at SL (off Bartolo Colon in the 4th)
- 6-18-06** James Loney-Delwyn Young, Las Vegas at SL (off Jered Weaver in the 5th)
- 7-16-06** Nate Espy-John Baker at Sacramento (off Marcus Gwyn in the 6th)
- 8-7-06** Humberto Quintero-Cody Ransom, Round Rock at SL (off Steven Shell in the 4th)
- 7-14-07** Andy LaRoche-Marshall McDougall at Las Vegas (off Steven Shell in the 7th)
- 8-21-07** Nate Schierholtz-Scott McClain at Fresno (off Kasey Olenberger in the 4th)
- 9-8-07** Danny Putnam-Nick Blasi at Sacramento (off Jonathon Rouwenhorst in the 2nd of GM 4 Pacific Conf. Playoffs)
- 5-10-08** David Newhan-Mark Saccomanno, Round Rock at SL (off Alex Serrano in the 6th)
- 6-30-08** Andruw Jones-Mitch Jones at Las Vegas (off Nick Green in the 3rd)
- 7-4-08** Trent Oeltjen-Jamie D'Antona, Tucson at SL (off Dustin Moseley in the 1st)
- 7-8-08** Prentice Redman-Charlton Jimerson, Tacoma at SL (off Nick Adenhardt in the 4th)
- 7-9-08** Tug Hulett-Rob Johnson, Tacoma at SL (off Dustin Moseley in the 3rd)
- 8-28-08** Brett Dowdy-Peter Ciofrone at Portland (off Nick Green in the 1st)
- 9-5-08** Donnie Murphy-Justin Knoedler, Sacramento at SL (off Giancarlo Alvarado in the 7th, GM 3 Pacific Conf. Playoffs)
- 4-16-09** Brett Harper-Russ Adams, Las Vegas at SL (off Matt Palmer-Francisco Rodriguez in the 7th)
- 5-4-09** Michael Saunders-Jeff Clement, Tacoma at SL (off Francisco Rodriguez in the 4th)
- 5-7-09** Mike Morse-Michael Saunders, Tacoma at SL (off Jaiлен Peguero in the 7th)
- 5-22-09** Dee Brown-Mitch Jones at Albuquerque (off Sean O'Sullivan in the 1st)
- 5-22-09** Dee Brown-Mitch Jones at Albuquerque (off Rich Thompson in the 8th)
- 8-2-09** Travis Snider-Brian Dopirak at Las Vegas (off Mike MacDonald in the 1st)
- 9-7-09** Brett Wallace-Matt Carson, Sacramento at SL (off Francisco Rodriguez in the 5th)
- 7-7-10** Greg Halman-David Winfree, Tacoma at SL (off Daniel Davidson in the 2nd)
- 7-10-10** J.P. Arencibia-Brian Dopirak at Las Vegas (off Tommy Mendoza in the 1st)
- 8-19-10** Joe Mather-Mark Hamilton at Memphis (off Bobby Mosebach in the 9th to end the game)
- 8-23-10** Matt Carson-Chris Carter, Sacramento at SL (off Barret Browning in the 7th)
- 4-10-11** Wily Mo Pena-Brandon Allen, Reno at SL (off Anthony Ortega in the 5th)
- 6-11-11** Pablo Sandoval-Brett Pill (ITP), Fresno at SL (off Ryan Ketchner in the 6th)
- 6-26-11** Ian Stewart-Cole Garner, Colorado Springs at SL (off Ryan Ketchner in the 4th)
- 7-1-11** Cody Ransom-Andy Tracy at Reno (off Matt Palmer in the 1st)
- 7-2-11** Cody Ransom-Andy Tracy at Reno (off Bear Bay in the 4th)
- 7-8-11** Eric Young, Jr.-Dexter Fowler at Colorado Springs (off Jerome Williams in the 6th)
- 4-9-12** Ryan Wheeler-Konrad Schmidt at Reno (off David Pauley in the 7th)
- 5-6-12** Anthony Gose-David Cooper at Las Vegas (off Francisco Rodriguez in the 4th)
- 5-8-12** Joey Butler-Mike Bianucci, Round Rock at SL (off Matt Shoemaker in the 5th)
- 6-13-12** Vinnie Catricala-Mike Wilson, Tacoma at SL (off Francisco Rodriguez in the 2nd)
- 7-8-12** Luis Rodriguez-Mike Carp, Tacoma at SL (off Jeremy Berg in the 7th)
- 4-15-13** Alex Liddi-Carlos Peguero at Tacoma (off Barry Enright in the 5th)
- 4-20-13** Denny Almonte-Nate Tenbrink, Tacoma at SL (off Barry Enright in the 2nd)
- 5-22-13** Brock Peterson-Jamie Romak, Memphis at SL (off Kevin Jepsen in the 7th)
- 5-25-13** Kirk Nieuwenhuis-Collin Cowgill at Las Vegas (off Jeremy Berg in the 4th)
- 6-20-13** Daric Barton-Hiroyuki Nakajima, Sacramento at SL (off Barry Enright in the 7th)
- 8-3-13** Brian Fletcher-Ben Broussard, Omaha at SL (off Matt Shoemaker in the 5th)
- 5-19-14** Jamie Romak-Carlos Triunfel, Albuquerque at SL (off Jeremy Berg in the 5th)
- 8-15-14** Carlos Peguero-Francisco Pena at Omaha SL (off Caleb Clay in the 1st)

Salt Lake Franchise Records

Salt Lake Regular Season Shutout History

SHUTOUTS FOR SL-93 (40 Home, 53 Road)

4-23-95 at Vancouver (3-0)
5-29-95 vs Colorado Springs (4-0)
7-2-95 at Tacoma (8-0)
7-9-95 vs Tacoma (8-0)
8-24-95 vs Calgary (4-0)
4-14-96 vs Las Vegas (2-0, 7 innings, game 2 of DH)
5-30-96 at Tacoma (6-0)
6-23-96 vs Calgary (1-0)
8-1-96 vs Albuquerque (3-0)
8-30-96 at Phoenix (2-0)
4-11-97 vs Calgary (4-0)
4-26-97 vs Phoenix (3-0)
5-29-97 at Edmonton (6-0)
6-7-97 vs Las Vegas (10-0)
8-22-97 vs Albuquerque (4-0)
4-19-98 at Tacoma (9-0)
5-2-98 vs Colorado Springs (13-0)
5-29-98 at Memphis (3-0)
6-4-98 vs Edmonton (11-0)
6-10-98 vs Las Vegas (5-0)
6-17-98 at Fresno (1-0)
7-1-98 at Calgary (5-0)
7-31-98 at Tucson (12-0)
8-8-98 vs Fresno (3-0, 7 innings, game 2 of DH)
8-31-98 at Albuquerque (13-0)
4-26-99 at Nashville (2-0)
8-26-99 at Tucson (3-0)
4-16-00 vs Sacramento (2-0)
5-24-00 vs Fresno (4-0)
6-16-00 at Nashville (1-0, 7 innings, game 1 of DH)
9-1-00 vs Tacoma (5-0)
4-9-01 at New Orleans (6-0)
4-28-01 at Memphis (5-0)
5-31-01 at Omaha (1-0, 7 innings, game 1 of DH)
6-27-01 vs Fresno (3-0)
4-16-02 at Oklahoma (5-0)
5-9-02 vs Colorado Springs (3-0)
6-15-02 vs Tucson (1-0, 7 innings, game 2 of DH)
6-28-02 at Edmonton (6-0)
8-25-02 at Portland (8-0)
5-5-03 at Albuquerque (5-0)
6-30-03 at Edmonton (8-0)
7-18-03 at Portland (7-0)
7-23-03 at Tucson (3-0)
8-30-03 at Tacoma (2-0)
8-24-04 vs Las Vegas (6-0)
5-3-05 at Portland (1-0)
6-25-05 vs Tacoma (10-0)
7-23-05 vs Las Vegas (4-0, 7 innings, game 1 of DH)
4-12-06 at Las Vegas (4-0)
4-19-06 vs Tucson (6-0)
4-27-06 at Tacoma (3-0)
5-14-06 at Iowa (6-0)
5-22-06 vs New Orleans (9-0)
5-24-06 vs New Orleans (8-0)
6-23-06 vs Sacramento (1-0)
6-26-06 at Colorado Springs (5-0)
7-3-06 at Sacramento (3-0)
7-20-06 at Fresno (3-0)
7-30-07 vs Iowa (1-0)
8-27-07 vs Fresno (8-0)
4-7-08 at Tucson (4-0)

SHUTOUTS AGAINST SL: 100 (34 Home, 66 Road)

4-10-94 at Vancouver (1-0, 7 innings, game 1 of DH)
5-20-94 vs Colorado Springs (7-0)
5-23-94 vs Colorado Springs (7-0)
7-7-94 vs Albuquerque (2-0)
8-2-94 at Tucson (10-0)
8-14-94 vs Phoenix (8-0)
4-12-95 vs Vancouver (5-0)
4-25-95 at Tacoma (4-0)
6-1-95 at Edmonton (6-0)
6-9-95 at Calgary (2-0)
6-13-95 at Colorado Springs (3-0)
8-29-95 at Vancouver (2-0)
7-3-96 at Calgary (5-0)
8-16-96 at Albuquerque (4-0)
4-3-97 at Albuquerque (1-0, Opening Night)
4-15-97 vs Albuquerque (10-0)
5-6-97 at Las Vegas (1-0, 12 innings)
6-27-97 at Vancouver (4-0, 7 innings, game 2 of DH, no-hitter)
5-12-98 at Oklahoma (1-0)
6-15-98 at Fresno (1-0)
7-16-98 at Tucson (5-0)
8-27-98 at Omaha (5-0)
4-29-99 at Memphis (3-0)
5-8-99 at Iowa (3-0, 7 innings, game 2 of DH)
6-15-99 at New Orleans (2-0)
6-23-99 vs Vancouver (9-0)
4-7-00 at Tacoma (4-0)
6-21-00 at Memphis (1-0)
5-26-01 at Iowa (7-0)
5-28-01 at Iowa (1-0)
8-17-01 at Portland (7-0)
4-18-02 at Oklahoma (1-0, 11 innings)
4-19-02 at Oklahoma (2-0)
4-22-02 vs Calgary (7-0, 7 innings, game 2 of DH)
5-17-02 at Memphis (2-0)
8-1-02 at Iowa (3-0)
8-6-02 vs Nashville (3-0)
8-31-02 vs Memphis (4-0)
4-16-03 vs Sacramento (2-0, 7 innings, game 1 of DH)
4-22-03 at Fresno (1-0)
6-14-03 at Fresno (1-0, 7 innings, game 1 of DH)
6-20-03 at Sacramento (7-0)
7-8-03 vs Edmonton (7-0)
8-28-03 vs Edmonton (2-0)
4-24-04 vs Portland (5-0)
5-9-04 at Tacoma (1-0, 7 innings, game 1 of DH)
6-17-04 at Tacoma (7-0, 7 innings, game 2 of DH)
7-19-04 at Sacramento (3-0)
7-28-04 at Nashville (12-0)
8-27-04 at Edmonton (3-0)
5-5-05 at Portland (3-0)
5-8-05 at Tacoma (1-0)
5-12-05 vs Omaha (3-0, 7 innings, game 1 of DH)
5-17-05 vs Iowa (4-0, 7 innings, game 1 of DH)
5-27-05 at Sacramento (1-0)
4-28-06 at Tacoma (1-0)
5-15-06 at Iowa (6-0)
5-19-06 vs Oklahoma (2-0)
6-25-06 vs Sacramento (1-0)
7-14-06 at Sacramento (4-0)
8-29-06 at Tacoma (2-0)
8-31-06 at Tacoma (3-0)

Salt Lake Franchise Records

SHUTOUTS FOR SL: 97 (42 Home, 55 Road)

4-16-08 vs Las Vegas (1-0)
 4-20-08 at Portland (5-0)
 4-25-08 vs Fresno (8-0)
 5-1-08 at Memphis (9-0)
 8-27-08 at Portland (2-0)
 5-2-09 at Las Vegas (4-0)
 5-5-09 vs Tacoma (13-0)
 6-16-09 vs Colorado Springs (1-0)
 7-12-09 vs Colorado Springs (5-0)
 7-17-09 at Portland (2-0)
 7-28-09 at Sacramento (2-0, no-hitter)
 8-20-09 at New Orleans (7-0)
 9-3-09 at Tacoma (4-0)
 5-24-10 at Iowa (1-0)
 7-19-10 at Fresno (1-0, 12 innings)
 8-1-10 at Portland (1-0, 7 innings)
 5-17-11 at Oklahoma City (3-0)
 5-25-11 vs Memphis (10-0)
 6-12-11 vs Fresno (4-0)
 7-28-11 at Fresno (1-0)
 6-4-12 at Fresno (9-0)
 6-7-12 at Tacoma (3-0)
 6-8-12 at Tacoma (2-0)
 7-23-12 vs Fresno (1-0)
 7-31-12 at Las Vegas (8-0)
 8-17-12 at Memphis (5-0)
 4-16-13 at Tucson (4-0)
 6-18-13 vs Sacramento (10-0)
 7-6-13 vs Tacoma (5-0)
 8-6-13 vs Omaha (3-0)
 8-12-13 at Albuquerque (2-0)
 5-21-14 vs Albuquerque (3-0)
 6-10-14 at Oklahoma City (4-0)
 7-20-14 vs Las Vegas (3-0)
 8-3-14 at Fresno (7-0)

SHUTOUTS AGAINST SL: 103 (35 Home, 68 Road)

4-28-07 vs Sacramento (10-0)
 5-1-07 at Portland (2-0)
 7-1-07 at Tacoma (10-0)
 7-22-07 at Sacramento (1-0)
 8-18-07 at Fresno (2-0)
 5-7-08 vs Albuquerque (5-0)
 6-14-08 vs Las Vegas (3-0, 7 innings, game 1 of DH)
 7-5-08 vs Tucson (6-0)
 7-20-08 at Fresno (1-0)
 8-18-08 vs Colorado Springs (9-0)
 4-24-09 at Tacoma (14-0)
 5-28-09 at Round Rock (6-0)
 5-29-09 vs Reno (4-0)
 6-18-09 at Sacramento (9-0)
 8-8-09 vs Memphis (8-0)
 8-14-09 at Oklahoma City (5-0, no-hitter)
 8-18-09 at New Orleans (5-0)
 8-19-09 at New Orleans (1-0)
 4-8-10 at Las Vegas (2-0)
 4-22-10 vs Las Vegas (2-0, seven innings, game 2 of DH)
 5-28-10 vs Fresno (8-0)
 6-21-10 at Sacramento (4-0)
 6-22-10 vs Tacoma (8-0, seven innings, game 1 of DH)
 7-21-10 at Fresno (4-0)
 8-2-10 at Portland (3-0)
 8-21-10 vs Sacramento (3-0)
 4-19-11 at Las Vegas (4-0)
 5-3-11 at Sacramento (2-0)
 5-6-11 vs Reno (3-0)
 5-11-11 at New Orleans (3-0)
 6-21-11 at Fresno (2-0)
 8-5-11 at Round Rock (2-0)
 8-25-11 vs Las Vegas (3-0)
 5-6-12 at Las Vegas (8-0)
 5-26-12 vs Las Vegas (9-0)
 5-18-13 vs Nashville (11-0)
 6-4-13 vs Colorado Springs (7-0)
 4-13-14 at Sacramento (3-0, seven innings, game 1 of DH)
 5-22-14 vs Albuquerque (1-0)
 6-26-14 at Fresno (8-0)

FRANCHISE RECORDS

Shutouts By Team

SHUTOUTS FOR SL VS:

Tacoma	13 (5 home, 8 at Tacoma)
Fresno	13 (7 home, 6 at Fresno)
Las Vegas	10 (7 home, 3 at Las Vegas)
Portland	7 (0 home, 7 at Portland)
Tucson	7 (2 home, 5 at Tucson)
Colorado Springs	6 (5 home, 1 at Colorado Springs)
Albuquerque	6 (3 home, 3 at Albuquerque)
Sacramento	5 (3 home, 2 at Sacramento)
Memphis	5 (1 home, 4 at Memphis)
New Orleans	4 (2 home, 2 at New Orleans)
Calgary	4 (3 home, 2 at Calgary)
Edmonton	4 (1 home, 3 at Edmonton)
Iowa	3 (1 home, 2 at Iowa)
Oklahoma City	3 (0 home, 3 at Oklahoma City)
Phoenix	2 (1 home, 1 at Phoenix)
Oklahoma City	2 (0 home, 2 at Oklahoma City)
Nashville	2 (0 home, 2 at Nashville)
Vancouver	1 (0 home, 1 at Vancouver)

SHUTOUTS AGAINST SL VS:

Sacramento	14 (4 home, 10 at Sacramento)
Tacoma	11 (1 home, 10 at Tacoma)
Las Vegas	9 (4 home, 5 at Las Vegas)
Fresno	8 (1 home, 7 at Fresno)
Iowa	6 (1 home, 5 at Iowa)
Albuquerque	6 (4 home, 2 at Albuquerque)
Memphis	5 (2 home, 3 at Memphis)
Oklahoma City	5 (1 home, 4 at Oklahoma City)
Portland	5 (1 home, 4 at Portland)
Vancouver	5 (2 home, 3 at Vancouver)
Colorado Springs	5 (4 home, 1 at Colorado Springs)
Edmonton	4 (2 home, 2 at Edmonton)
New Orleans	4 (0 home, 4 at New Orleans)
Tucson	3 (1 home, 2 at Tucson)
Calgary	3 (1 home, 2 at Calgary)
Nashville	3 (2 home, 1 at Nashville)
Omaha	2 (1 home, 1 at Omaha)
Reno	2 (2 home, 0 at Reno)
Round Rock	2 (0 home, 2 at Round Rock)
Phoenix	1 (1 home, 0 at Phoenix)

Salt Lake Franchise Records

Shutouts By Ballpark

SHUTOUTS FOR SL AT:

Smith's Ballpark	42
Cheney Stadium, Tacoma	8
PGE Park, Portland	7
Chukchansi Park, Fresno	5
Kino Stadium, Tucson	5
Auto Zone Park, Memphis	3
Telus Field, Edmonton	3
Cashman Field, Las Vegas	3
Chickasaw Bricktown Ballpark, OKC	3
Raley Field, Sacramento	2
Zephyr Field, New Orleans	2
Greer Stadium, Nashville	2
Chickasaw Bricktown Ballpark, OKC	2
Rosenblatt Stadium, Omaha	1
Security Service Field, CSP	1
Foothill Stadium, Calgary	1
Isotopes Field, Albuquerque	1
Beiden Field, Fresno	1
Sports Stadium, Albuquerque	1
Scottsdale Stadium, Phoenix	1
Nat Bailey Stadium, Vancouver	1
Tim McCarver Stadium, Memphis	1

SHUTOUTS AGAINST SL AT:

Smith's Ballpark	35
Cheney Stadium, Tacoma	10
Raley Field, Sacramento	10
Principal Park, Iowa	5
Chukchansi Park, Fresno	6
Cashman Field, Las Vegas	5
Chickasaw Bricktown Ballpark, OKC	4
PGE Park, Portland	4
Zephyr Field, New Orleans	4
Nat Bailey Stadium, Vancouver	3
Auto Zone Park, Memphis	2
Telus Field, Edmonton	2
Foothill Stadium, Calgary	2
Sports Stadium, Albuquerque	2
Dell Diamond, Round Rock	2
Security Service Field, CSP	1
Greer Stadium, Nashville	1
Beiden Field, Fresno	1
Kino Stadium, Tucson	1
Tim McCarver Stadium, Memphis	1
Rosenblatt Stadium, Omaha	1
Hi Corbett Field, Tucson	1

All-Time 1-0 Games At Smith's Ballpark

June 23, 1996	Salt Lake 1, Calgary 0	April 16, 2008	Salt Lake 1, Las Vegas 0
June 23, 2006	Salt Lake 1, Sacramento 0	June 16, 2009	Salt Lake 1, Colorado Springs 0
June 25, 2006	Sacramento 1, Salt Lake 0	July 23, 2012	Salt Lake 1, Fresno 0
July 30, 2007	Salt Lake 1, Iowa 0	May 22, 2014	Albuquerque 1, Salt Lake 0

Salt Lake Postseason Shutout History

SHUTOUTS FOR SL: 4 (1 Home, 3 Road)

9-11-04 at Vancouver (1-0, 14 innings, game 4 of series)
9-6-95 at Vancouver (4-0, game 1 of series)
9-6-02 at Oklahoma (1-0, game 3 of series)
9-13-13 vs Omaha (9-0, game 3 of series)

SHUTOUTS AGAINST SL: 3 (0 Home, 3 Road)

9-6-96 at Edmonton (6-0, game 3 of series)
9-8-99 at Vancouver (1-0, 11 innings, game 1 of series)
9-7-00 at Sacramento (4-0, game 2 of series)

Salt Lake Franchise Records

Salt Lake Series Sweeps (3 or More Games)

SWEEPS FOR SL: 49 (30 HOME, 19 ROAD)

8/8-11/94 vs Colorado Springs (4)
 8/7-10/95 vs Vancouver (4)
 4/12-15/96 vs Las Vegas (4)
 6/17-20/96 vs Tucson (4)
 7/23-26/96 vs Las Vegas (4)
 8/22-25/96 vs Colorado Springs (4)
 8/30-9/2/96 at Phoenix (4)
 6/5-8/97 vs Las Vegas (4)
 6/4-7/98 vs Edmonton (4)
 7/25-28/98 at Colorado Springs (4)
 8/2-5/98 vs New Orleans (4)
 4/13-15/99 at Tacoma (3)
 9/3-6/99 at Albuquerque (4)
 5/12-14/00 vs Las Vegas (3)
 5/23-26/00 vs Fresno (4)
 6/9-12/00 vs Oklahoma (4)
 6/14-17/00 at Nashville (4)
 7/26-29/00 vs Las Vegas (5)
 4/26-29/01 at Memphis (4)
 6/30-7/3/01 vs Sacramento (4)
 6/22-25/02 vs Iowa (4)
 6/30-7/3/02 at Calgary (4)
 7/27-30/02 at Colorado Springs (4)
 5/19-22/03 at Portland (4)
 5/31-6/3/03 at Tucson (4)
 7/17-20/03 at Portland (4)
 4/16-19/04 at Fresno (4)
 6/9-12/05 vs Fresno (3)
 6/21-24/05 vs Colorado Springs (4)
 8/29-9/1/05 vs Colorado Springs (4)
 9/2-5/05 at Las Vegas (4)
 6/16-19/06 vs Las Vegas (5)
 7/7-9/06 vs Sacramento (3)
 7/17-20/06 at Fresno (4)
 8/10-13/07 vs Portland (4)
 4/3-6/08 at Las Vegas (4)
 4/7-10/08 at Tucson (4)
 4/16-18/08 vs Las Vegas (3)
 4/19-21/08 at Portland (3)
 4/24-27/08 vs Fresno (4)
 7/7-10/08 vs Tacoma (4)
 8/31-9/2/10 vs Fresno (4)
 7/30-8/2/11 vs Tucson (4)
 6/7-10/12 at Tacoma (4)
 8/5-8/12 vs Oklahoma City (4)
 6/18-21/13 vs Sacramento (4)
 7/22-25/13 vs Fresno (4)
 7/30-8/2/13 vs Iowa (4)
 8/16-19/14 at Iowa

SWEEPS AGAINST SL: 43 (13 HOME, 30 ROAD)

7/4-7/94 vs Albuquerque (4)
 8/25-28/94 at Albuquerque (4)
 6/14-17/95 at Tacoma (5)
 8/28-31/95 at Vancouver (4)
 5/24-27/97 at Vancouver (4)
 7/26-29/97 at Phoenix (4)
 5/9-12/98 at Oklahoma (4)
 6/28-30/98 at Edmonton (4)
 9/4-6/98 vs Iowa (3)
 4/27-30/99 at Memphis (4)
 7/23-26/99 vs Colorado Springs (4)
 7/31-8/3/99 at Vancouver (4)
 7/7-9/00 at Sacramento (3)
 8/31-9/3/01 at Iowa (4)
 4/12-15/02 at New Orleans (4)
 7/11-14/02 at Iowa (4)
 4/11-14/03 vs Fresno (4)
 6/17-20/03 at Sacramento (4)
 7/10-13/03 at Colorado Springs (4)
 8/24-28/03 vs Edmonton (5)
 5/20-23/04 at Oklahoma (4)
 6/1-4/04 at Tucson (4)
 7/15-18/04 vs Edmonton (4)
 7/19-22/04 at Sacramento (4)
 8/13-16/04 at Portland (4)
 5/6-8/05 at Tacoma (3)
 8/8-11/05 vs Nashville (4)
 6/8-11/06 at Tucson (4)
 7/13-16/06 at Sacramento (4)
 6/2-5/07 at New Orleans (4)
 7/12-15/07 at Las Vegas (4)
 7/20-23/07 at Sacramento (4)
 8/18-21/07 at Fresno (4)
 7/4-6/08 vs Tucson (3)
 8/12-15/08 at Sacramento (4)
 6/18-21/09 at Sacramento (4)
 7/20-23/09 vs Fresno (4)
 8/14-17/09 at Oklahoma City (4)
 7/4-7/10 vs Tacoma (4)
 6/13-16/11 vs Sacramento (4)
 7/7-10/11 at Colorado Springs (4)
 8/16-19/11 vs Iowa (4)
 8/24-28/11 vs Las Vegas (5)
 4-26-29/12 vs Reno (4)
 5/4-7/12 at Las Vegas (4)
 5/25-28/12 vs Las Vegas (4)
 6/14-17/12 vs Fresno (4)
 8/27-30/12 vs Tucson (4)
 4/25-28/13 at Sacramento (4)
 8/30-9/2/13 vs Reno (4)
 4/11-13/14 at Sacramento (4)
 5/6-9/14 vs Las Vegas (4)
 5/10-13/14 at Sacramento (4)

Salt Lake Franchise Records

Attendance Records

Largest Home Crowd 16,531 vs Albuquerque, July 24, 2000 (L 10-9)
 Smallest Home Crowd 2,354 vs Las Vegas, April 15, 2009 (W 11-4 & L 6-4)
 Largest Road Crowd..... 22,864 at Omaha, July 4, 2001 (W 6-3)
 Smallest Road Crowd..... 1,006 at Tucson, April 16, 2013 (W 4-0)

YEAR	TOTAL	DATES	AVERAGE
1994	713,224	70	10,189
1995	637,332	67	9,512
1996	621,027	71	8,747
1997	578,107	70	8,259
1998	554,107	70	8,158
1999	505,547	63	8,025
2000	511,423	71	7,203
2001	470,649	71	6,629
2002	460,839	70	6,583
2003	474,647	68	6,890
2004	448,153	69	6,494
2005	437,686	64	6,838
2006	451,938	69	6,550
2007	466,123	71	6,565
2008	500,780	71	7,053
2009	492,321	68	7,240
2010	510,484	70	7,293
2011	437,769	68	6,438
2012	515,633	72	7,162
2013	531,221	71	7,482
2014	470,565	70	6,722
TOTAL	10,790,187	1452	7,431

TOP TEN ATTENDANCE FIGURES AT SMITH'S BALLPARK

- 1) 16,531 July 24, 2000 vs Albuquerque (L 10-9)
- 2) 16,521 July 24, 2004 vs Portland (W 7-4)
- 3) 16,487 July 4, 2002 vs Omaha (L 8-5)
- 4) 16,370 July 24, 1999 vs Colorado Springs (L 9-8)
- 5) 16,359 July 24, 2001 vs Edmonton (W 5-4)
- 6) 16,331 July 3, 2001 vs Sacramento (W 6-5)
- 7) 16,321 July 24, 2003 vs Tucson (L 5-1)
- 8) 16,300 July 4, 1999 vs Las Vegas (L 2-1)
- 9) 16,227 July 24, 2002 vs Omaha (W 6-4)
- 10) 16,121 July 4, 2004 vs Tacoma (L 6-5)

FRANCHISE RECORDS

Miscellaneous Team Milestones & Records

1st win	April 9, 1994	Buzz 10 at Vancouver 3 (Game 2 DH)	WP- Oscar Munoz
100th win	May 26, 1995	Buzz 4 vs Albuquerque 2	WP- LaTroy Hawkins
200th win	July 11, 1996	Buzz 2 at Tucson 1	WP- LaTroy Hawkins
300th win	August 22, 1997	Buzz 4 vs Albuquerque 0	WP- Travis Baptist
400th win	May 28, 1999	Buzz 8 at Edmonton 6	WP- Gus Gandarillas
500th win	June 17, 2000	Buzz 4 at Nashville 3	WP- Gus Gandarillas
600th win	July 8, 2001	Stingers 3 at Omaha 2	WP- Brian Cooper
700th win	August 27, 2002	Stingers 8 vs Tacoma 4	WP- Bart Miadich
800th win	June 26, 2004	Stingers 4 at Tucson 2	WP- Steve Green
900th win	August 31, 2005	Stingers 6 vs Colorado Springs 5	WP- Chris Hunter
1000th win	April 27, 2007	Bees 7 vs Sacramento 5	WP- Kasey Olenberger
1100th win	June 8, 2008	Bees 6 at Colorado Springs 3	WP- Dustin Moseley
1200th win	August 6, 2009	Bees 9 vs Memphis 8	WP- Francisco Rodriguez
1300th win	April 23, 2011	Bees 9 vs Tacoma 8	WP- Barrett Browning
1400th win	July 20, 2012	Bees 4 vs Fresno 1	WP- Greg Smith
1500th win	August 25, 2013	Bees 9 at Reno	WP- Matt Shoemaker

Salt Lake Franchise Records

Opening Day

YEAR	OVERALL (14-6)			HOME (12-8)		
	W/L	SCORE/OPP.	ATT.	W/L	SCORE/OPP.	ATT.
1994	L	2-1 at Vancouver (7 inn.)	(3,628)	L	7-1 vs Edmonton	(14,611)
1995	W	8-7 at Albuquerque (10 inn.)	(6,336)	W	8-4 vs Vancouver	(10,754)
1996	W	4-3 at Phoenix	(3,646)	W	8-3 vs Calgary	(10,252)
1997	L	1-0 at Albuquerque	(3,570)	L	5-2 vs Calgary	(7,508)
1998	L	15-5 vs Tacoma	(7,037)	L	15-5 vs Tacoma	(7,037)
1999	L	6-1 vs Iowa	(6,647)	L	6-1 vs Iowa	(6,647)
2000	W	7-6 at Tacoma	(4,238)	L	5-3 vs Fresno	(7,176)
2001	W	9-2 at Oklahoma	(6,565)	W	7-2 vs Oklahoma	(6,682)
2002	W	5-1 vs Portland	(7,498)	W	5-1 vs Portland	(7,498)
2003	L	8-4 at Las Vegas	(4,722)	L	7-4 vs Fresno	(11,015)
2004	W	8-4 vs Fresno	(7,130)	W	8-4 vs Fresno	(7,130)
2005	W	7-2 vs Tucson	(6,551)	W	7-2 vs Tucson	(6,551)
2006	W	9-3 at Tucson	(9,373)	W	6-1 vs Portland	(9,511)
2007	W	4-3 vs Las Vegas	(8,327)	W	4-3 vs Las Vegas	(8,327)
2008	W	6-3 at Las Vegas	(6,785)	L	11-9 vs Portland	(11,499)
2009	W	6-2 vs Reno	(10,157)	W	6-2 vs Reno	(10,157)
2010	L	2-0 at Las Vegas	(5,456)	L	13-11 vs Tacoma (10 inn.)	(15,057)
2011	W	8-1 vs Reno (7 inn.)	(3,545)	W	8-1 vs Reno (7 inn.)	(3,545)
2012	W	3-2 at Tacoma	(5,292)	W	5-4 vs Tucson	(6,560)
2013	W	9-5 vs Tucson	(8,781)	W	9-5 vs Tucson	(8,781)
2014	W	8-3 vs Sacramento	(4,244)	W	8-3 vs Sacramento	(4,244)

Postponements At Home (52)

1994	April 27, August 10
1995	May 23, May 24, August 21
1996	April 13
1997	April 9
1998	April 12, April 13, April 14
1999	April 9, April 20, May 3, May 4, July 7, August 20
2000	May 11, May 25
2001	May 3
2002	April 20, April 27
2003	April 15, April 18, May 9, June 23
2004	May 28, July 17
2005	April 11, April 21, April 28, May 10, May 11, May 16, June 6, June 11
2006	April 17, May 4, August 2
2007	July 25
2008	April 15
2009	April 9, April 14, April 26, July 24
2010	April 21, April 29
2011	April 7, April 8, April 9 (G2), April 29, May 8
2012	None
2013	April 8
2014	June 17, August 22

ALL-TIME BY MONTH

April	27
May	14
June	4
July	4
August	5
September	0

Salt Lake Franchise Records

PCL Players of the Week

BATTERS

2014 Brennan Boesch, June 16-23
 2013 Kole Calhoun, May 27-June 2
 Andrew Romine, August 5-11
 2012 Matt Long, August 27-September 3
 2011 Paul McNulty, July 4-10
 Eren Navarro, August 22-28
 2010 Peter Bourjos, July 5-11
 Nick Gorneault, August 9-15
 Sean Rodriguez, August 10-16
 2009
 2008 Matt Brown, April 3-13
 2007 None
 2006 Kendrys Morales, May 15-21
 Howie Kendrick May 29-June 4
 2005 Nick Gorneault, August 29-September 5
 2004 Adam Riggs, August 9-15
 2003 None
 2002 Larry Barnes, May 27-June 2
 Robb Quinlan, July 22-28
 Rick Short, August 26-September 2
 2001 Jose Fernandez, April 4-15
 Larry Barnes, June 4-10
 2000 Jay Canizaro, April 17-23
 Mario Valdez, May 22-28
 Mario Valdez, June 26-July 2
 Torii Hunter, July 10-16
 1999 Midre Cummings, July 5-11
 1998 None
 1997 Pedro Castellano, April 13-19
 Jon Shave, July 13-19
 1996 Todd Walker, April 28-May 4
 Brent Brede, May 5-11
 Brian Raabe, July 21-27
 Todd Walker, August 11-17
 Todd Walker, August 25-31
 1995 Rich Becker, May 1-7
 Steve Dunn, June 12-18
 Brian Raabe, June 19-25
 Patrick Lennon, July 24-30
 1994 Tim McIntosh, May 1-7
 Bernardo Brito, May 15-21
 Marty Cordova, June 5-11
 Scott Stahoviak, July 24-30

PITCHERS

Caleb Clay, July 14-21
 None
 None
 Eric Junge, May 16-22
 Matt Palmer, May 23-29
 None
 Brad Salmon, July 16-19
 Sean O'Sullivan, July 27-August 2
 None
 Sean Rodriguez, July 7-13
 Jonathon Rouwenhorst, April 30-May 6
 Kasey Olenberger, May 8-14
 Steven Shell, June 12-18
 Jered Weaver, June 19-25
 None
 Chris Bootcheck, August 23-29
 None
 None
 None
 None
 None
 Mike Lincoln, May 22-28
 Frank Rodriguez, May 3-9
 Frank Rodriguez, June 29-July 5
 LaTroy Hawkins, April 3-12
 Dave Stevens, May 25-31
 Travis Baptist, August 17-23
 Brett Roberts, May 26-June 1
 Scott Klinglebeck, June 23-29
 LaTroy Hawkins, July 28-August 3
 LaTroy Hawkins, August 21-27
 Eddie Guardado, July 31-August 6
 Mo Sanford, August 14-20

Salt Lake Franchise Records

Season-By-Season Win-Loss Records

1994	74-70	.514	2nd/3rd North	Scott Ullger	(Lost 1st round)
1995	79-65	.549	2nd/1st North	Phil Roof	(Lost PCL Finals)
1996	78-66	.542	5th/2nd North	Phil Roof	(Lost 1st round)
1997	72-71	.503	4th/3rd North	Phil Roof	
1998	79-64	.552	2nd South	Phil Roof	
1999	73-68	.518	1st South	Phil Roof	(Lost 1st round)
2000	90-53	.629	1st North	Phil Roof	(Lost PCL Finals)
2001	79-64	.552	2nd Central	Garry Templeton	
2002	78-66	.542	1st Central	Mike Brumley	(Lost PCL Finals)
2003	68-75	.476	3rd North	Mike Brumley	
2004	56-88	.389	4th North	Mike Brumley	
2005	79-65	.549	2nd North	Dino Ebel	
2006	81-63	.563	1st North	Brian Harper	(Lost 1st round)
2007	74-69	.517	1st North	Brian Harper	(Lost 1st round)
2008	84-60	.583	1st North	Bobby Mitchell	(Lost 1st round)
2009	72-71	.503	3rd North	Bobby Mitchell	
2010	73-71	.507	2nd North	Bobby Mitchell	
2011	62-82	.431	4th North	Keith Johnson	
2012	73-71	.507	3rd North	Keith Johnson	
2013	78-66	.542	1st North	Keith Johnson	(Lost PCL Finals)
2014	60-84	.417	4th South	Keith Johnson	
TOTAL	1562-1452	.518			

All-Time Playoff History (26-34, 4-10 in Series)

- 1994: Lost North Division Championship Series to Vancouver 3-2
- 1995: Won North Division Championship Series vs Vancouver 3-1
- 1995: Lost Pacific Coast League Finals Series to Colorado Springs 3-2
- 1996: Lost North Division Championship Series to Edmonton 3-1
- 1999: Lost Pacific Conference Championship Series to Vancouver 3-2
- 2000: Won Pacific Conference Championship Series vs Sacramento 3-2
- 2000: Lost Pacific Coast League Finals Series to Memphis 3-1
- 2002: Won American Conference Championship Series vs Oklahoma 3-0
- 2002: Lost Pacific Coast League Finals Series to Edmonton 3-1
- 2006: Lost Pacific Conference Championship Series to Tucson 3-1
- 2007: Lost Pacific Conference Championship Series to Sacramento 3-2
- 2008: Lost Pacific Conference Championship Series to Sacramento 3-1
- 2013: Won Pacific Conference Championship Series vs Las Vegas 3-1
- 2013: Lost Pacific Coast League Finals Series to Omaha 3-1

Career Managerial Records

1994	Scott Ullger	74-70	.514
1995-2000	Phil Roof	471-387	.549
2001	Garry Templeton	79-64	.552
2002-2004	Mike Brumley	202-229	.469
2005	Dino Ebel	79-65	.549
2006-2007	Brian Harper	155-132	.540
2008-2010	Bobby Mitchell	229-202	.531
2011-2014	Keith Johnson	273-303	.474

Salt Lake Franchise Records

Major League Affiliation Records

Minnesota Twins	(1994-2000)	545-457	.544
Los Angeles Angels	(2001-2014)	1017-995	.505

Home-Road Records

At Smith's Ballpark:	829-682	.549
On the Road:	733-770	.488

All-Time Salt Lake Pacific Coast League Record

<u>YEAR</u>	<u>RECORD</u>	<u>AVERAGE</u>
1915-2014	4258-4152	.506

Bumble



Salt Lake Franchise Records

Team Season Records

General Team Records

Most Games Played	144	1994, 1995, 1996, 2002, 2004, 2005, 2006, 2008, 2010, 2011, 2012, 2013
Fewest Games Played	141	1999
Most Games Won	90	2000
Fewest Games Won	56	2004
Most Games Lost	88	2004
Fewest Games Lost	53	2000
Highest Win Percentage	.629	2000
Lowest Win Percentage	.389	2004
Most Home Wins	46	2000
Fewest Home Wins	29	2011
Most Home Losses	43	2011
Fewest Home Losses	27	1995, 2000
Most Road Wins	44	2000
Fewest Road Wins	24	2004
Most Road Losses	48	2004
Fewest Road Losses	26	2000
Most Extra Inning Games	17	1996
Fewest Extra Inning Games	3	1999
Most Extra Inning Games Won	11	1996
Most Extra Inning Games Lost	9	2004
Highest Win Percentage, X-Inning Games	.875	2006 (7-1)
Lowest Win Percentage, X-Inning Games	.182	2004 (2-9)
Most One Run Games	52	2014 (22-30)
Most One Run Games Won	31	1996
Most One Run Games Lost	30	2014
Fewest One Run Games	31	1997
Fewest One Run Games Won	9	1997
Fewest One Run Games Lost	13	2008, 2013
Highest Win Percentage, One Run Games	.631	2006 (24-14)
Lowest Win Percentage, One Run Games	.290	1997 (9-22)
Most Games Shutout	8	2009
Fewest Games Shutout	2	1996, 2000
Most Wins in Calendar Month	23	April, 2008
Most Losses in Calendar Month	21	May, 2004 & May 2014
Most Wins vs One Team	14	Las Vegas, 2000
Most Losses vs One Team	13	Portland, 2004
Most Players Used	69	2014
Fewest Players Used	37	1994
Most Pitchers Used	42	2014
Fewest Pitchers Used	19	1998
Most Transactions	212	2014

Hitting Records

Highest Batting Average	.312	2000
Lowest Batting Average	.273	2009
Highest Slugging Pct.	.509	2000
Lowest Slugging Pct.	.428	2003
Highest On Base Pct.	.381	2000
Lowest On Base Pct.	.338	2009
Most At-Bats	5,095	1994
Fewest At-Bats	4,736	1999
Most Runs Scored	1,016	2000
Fewest Runs Scored	725	2003
Most Hits	1,580	2000
Fewest Hits	1,322	2009
Most Singles	1,085	1994
Fewest Singles	871	2009
Most Doubles	358	2000
Fewest Doubles	256	2010
Most Triples	88	2002
Fewest Triples	29	2008
Most Home Runs	185	2000
Fewest Home Runs	106	2003
Most Grand Slams	10	2013
Fewest Grand Slams	0	2012
Most Walk-Off Home Runs	5	2001
Fewest Walk-Off Home Runs	0	2003 & 2004
Most Extra Base Hits	585	2000
Fewest Extra Base Hits	435	2010
Most Total Bases	2,577	2000
Fewest Total Bases	2,092	2009
Most Runs Batted In	970	2000
Fewest Runs Batted In	685	2003
Most Left On Base	1,095	1994
Fewest Left On Base	960	2001
Most Bases on Balls	562	2000, 2013
Fewest Bases on Balls	359	2002
Most Intentional Walks	48	1996
Fewest Intentional Walks	8	2007
Most Strikeouts	1,034	1997
Fewest Strikeouts	712	1995
Most Stolen Bases	145	2003
Fewest Stolen Bases	84	1999
Most Caught Stealing	94	2006
Fewest Caught Stealing	36	2000
Most Sacrifice Bunts	60	2011
Fewest Sacrifice Bunts	11	2003
Most Sacrifice Flies	70	2000
Fewest Sacrifice Flies	38	2001
Most Hit By Pitch	70	1996
Fewest Hit By Pitch	34	2004, 2005
Most Ground Into DPs	138	2007
Fewest Ground Into DPs	84	2012
Most Games Shutout	8	2009, 2010
Fewest Games Shutout	2	1996, 2000, 2013

Salt Lake Franchise Records

Fielding Records

Highest Percentage	.983	2011
Lowest Percentage	.971	1994, 1999
Fewest Errors	92	2011
Most Errors	156	1997, 1999
Most Double Plays	182	2005
Fewest Double Plays	128	1994
Most Triple Plays	1	1994, 2001, 2003, 2006 2014
Most Putouts	3855	1996
Fewest Putouts	3611	1999
Most Assists	1661	1996
Fewest Assists	1346	2013
Most Passed Balls	17	2002
Fewest Passed Balls	2	2010
Most Runners Caught Stealing	72	2001
Fewest Runners Caught Stealing	37	2005
Most Stolen Bases Against	150	2004
Fewest Stolen Bases Against	73	2002
Highest Caught Stealing Percentage	.463	2002
Lowest Caught Stealing Percentage	.201	2013

Pitching Records

Lowest Earned Run Average	4.33	2002
Highest Earned Run Average	5.78	2014
Most Complete Games	13	1996
Fewest Complete Games	0	2013
Most Shutouts	10	1998, 2006
Fewest Shutouts	0	1994
Most Saves	40	1995, 2000, 2005
Fewest Saves	24	2004
Most Innings Pitched	1,285.0	1996
Fewest Innings Pitched	1,203.2	1999
Most Hits Allowed	1,523	2014
Fewest Hits Allowed	1,320	2001
Most Runs Allowed	900	2004
Fewest Runs Allowed	716	2001
Most Earned Runs Allowed	809	2014
Fewest Earned Runs Allowed	614	2002
Most Home Runs Allowed	173	2008
Fewest Home Runs Allowed	116	1995
Most Grand Slams Allowed	6	1998, 1999, 2001, 2005
Fewest Grand Slams Allowed	1	2007
Most Hit Batters	68	2011
Fewest Hit Batters	34	1995
Most Bases on Balls	541	2013
Fewest Bases on Balls	364	2007
Most Intentional Walks	39	1995
Fewest Intentional Walks	3	2001, 2003, 2004
Most Strikeouts	1,066	2002
Fewest Strikeouts	754	1995
Most Wild Pitches	83	1996
Fewest Wild Pitches	44	2009
Most Balks	12	2000
Fewest Balks	2	2005, 2009, 2014

FRANCHISE RECORDS

All-Time Team vs. Team Records

	ABQ	CGY	CSP	EDM	ELP	FRE	IA	LV	MEM	NVL	NO	OKC	OMA	PHX	POR	RENO	RR	SAC	TAC	TCN	VAN	OVERALL
'94	5-11	10-6	9-7	9-7	X	X	X	9-7	X	X	X	X	X	8-8	X	X	X	X	6-10	8-8	10-6	74-70
'95	11-5	9-7	9-7	9-7	X	X	X	10-6	X	X	X	X	X	9-7	X	X	X	X	7-9	7-9	8-8	79-65
'96	8-8	7-9	12-4	7-9	X	X	X	10-6	X	X	X	X	X	9-7	X	X	X	X	7-9	11-5	7-9	78-66
'97	10-6	10-6	7-9	7-9	X	X	X	10-5	X	X	X	X	X	5-11	X	X	X	X	7-9	10-6	6-10	72-71
'98	6-2	2-6	6-2	4-4	X	10-6	4-4	9-6	5-3	5-3	6-2	2-6	3-5	X	X	X	X	X	4-4	9-7	4-4	79-64
'99	6-2	6-2	2-6	2-6	X	9-6	3-5	6-10	2-6	4-4	4-3	4-4	5-3	X	X	X	X	X	6-1	11-5	3-5	73-68
'00	1-3	11-5	2-2	8-7	X	10-6	3-1	14-2	1-3	4-0	2-2	4-0	2-2	X	X	X	X	8-8	10-6	10-6	X	90-53
'01	X	4-4	8-8	4-4	X	3-5	6-10	3-5	6-2	4-3	5-3	5-3	11-5	X	4-4	X	X	6-2	5-3	5-3	X	79-64
'02	X	5-3	10-6	6-2	X	6-2	7-9	5-3	2-6	5-3	2-6	5-3	7-9	X	4-4	X	X	5-3	5-3	4-4	X	78-66
'03	2-2	X	0-4	6-10	X	6-9	3-1	7-9	2-2	2-2	2-2	2-2	1-3	X	12-4	X	X	5-11	9-7	9-7	X	68-75
'04	1-3	X	1-3	6-10	X	10-6	2-2	9-7	1-3	1-3	2-2	0-4	3-1	X	3-13	X	X	5-11	6-10	6-10	X	56-88
'05	3-1	X	11-5	X	X	10-6	2-2	11-5	1-3	0-4	3-1	2-2	3-1	X	8-8	X	1-3	8-8	5-11	11-5	X	79-65
'06	2-2	X	9-7	X	X	11-5	2-2	9-7	2-2	3-1	3-1	2-2	2-2	X	11-5	X	2-2	8-8	8-8	7-9	X	81-63
'07	2-1	X	10-6	X	X	5-11	3-1	5-11	2-2	2-2	0-4	3-1	1-3	X	10-6	X	2-2	8-8	11-5	10-6	X	74-69
'08	2-2	X	8-8	X	X	9-7	2-2	11-5	3-1	1-3	3-1	2-2	3-1	X	10-6	X	3-1	5-11	11-5	11-5	X	84-60
'09	2-2	X	10-6	X	X	5-11	2-2	9-7	2-2	2-2	1-2	0-4	3-1	X	9-7	9-7	1-3	7-9	10-6	X	X	72-71
'10	3-1	X	7-9	X	X	10-6	3-1	7-9	1-3	3-1	2-2	2-2	2-2	X	11-5	10-6	1-3	7-9	4-12	X	X	73-71
'11	3-1	X	6-10	X	X	7-9	0-4	6-10	1-3	1-3	2-2	3-1	2-2	X	X	5-11	1-3	4-12	9-7	12-4	X	62-82
'12	22-2	X	8-8	X	X	5-11	3-1	6-10	3-1	2-2	3-1	4-0	2-2	X	X	7-9	3-1	8-8	9-7	8-8	X	73-71
'13	3-1	X	10-6	X	X	12-4	4-0	6-10	2-2	2-2	1-3	3-1	2-2	X	X	7-9	3-1	8-8	9-7	6-10	X	78-66
'14	7-9	X	3-1	X	6-10	6-10	4-0	4-12	1-3	2-2	2-2	2-2	2-2	X	X	7-9	1-3	5-11	8-8	X	X	60-84
TOTAL	79-64	64-48	148-124	68-75	6-10	130-120	53-47	166-152	37-47	43-40	43-39	45-39	54-46	31-33	82-62	45-51	18-22	97-127	156-147	155-117	38-42	1562-1452

Salt Lake Franchise Records

All-Time Team vs. Team Home Records

	ABQ	CGY	CSP	EDM	ELP	FRE	IOWA	LV	MEM	NVL	NO	OKC	OMA	PHX	POR	RENO	RR	SAC	TAC	TCN	VAN	OVERALL
'94	2-6	4-4	5-3	4-4	X	X	X	5-3	X	X	X	X	X	4-4	X	X	X	X	4-4	5-3	6-2	39-33
'95	6-2	6-2	5-3	5-3	X	X	X	5-3	X	X	X	X	X	5-3	X	X	X	X	3-6	4-4	6-2	45-28
'96	5-3	5-3	7-1	4-4	X	X	X	8-0	X	X	X	X	X	3-5	X	X	X	X	3-5	6-2	4-4	45-27
'97	5-3	5-3	5-3	3-5	X	X	X	6-2	X	X	X	X	X	4-4	X	X	X	X	2-6	5-3	5-3	40-32
'98	3-1	1-3	2-2	4-0	X	7-1	1-3	5-3	2-2	3-1	4-0	2-2	1-3	X	X	X	X	X	2-2	5-3	3-1	45-27
'99	2-2	4-2	0-4	1-3	X	4-3	1-3	4-3	2-2	3-1	1-2	1-3	3-1	X	X	X	X	X	3-1	5-3	3-1	37-34
'00	1-3	5-3	2-2	3-5	X	5-3	X	8-0	X	X	2-2	4-0	X	X	X	X	X	7-2	4-4	5-3	X	46-27
'01	X	2-2	5-3	2-2	X	2-2	5-3	2-2	2-2	2-1	2-2	3-1	5-3	X	3-1	X	X	4-0	2-2	3-1	X	44-27
'02	X	1-3	4-4	3-1	X	3-1	6-2	2-2	1-3	2-2	2-2	3-1	2-6	X	3-1	X	X	2-2	3-1	2-2	X	39-33
'03	X	X	X	2-6	X	2-5	X	5-3	2-2	2-2	2-2	2-2	X	X	4-4	X	X	4-4	5-3	3-5	X	33-38
'04	1-3	X	1-3	3-5	X	4-4	2-2	5-3	X	X	X	X	3-1	X	2-6	X	X	4-4	4-4	3-5	X	32-40
'05	X	X	8-0	X	X	6-2	2-2	4-4	1-3	0-4	X	X	3-1	X	3-5	X	X	5-3	3-5	6-2	X	41-31
'06	2-2	X	3-5	X	X	4-4	X	7-1	X	X	3-1	2-2	X	X	5-3	X	2-2	6-2	5-3	4-4	X	43-29
'07	X	X	4-4	X	X	4-4	3-1	4-4	2-2	2-2	X	X	1-3	X	7-1	X	X	5-3	6-2	5-3	X	43-29
'08	2-2	X	5-3	X	X	6-2	X	4-4	X	X	3-1	2-2	X	X	4-4	X	3-1	4-4	7-1	4-4	X	44-28
'09	X	X	5-3	X	X	1-7	2-2	5-3	2-2	2-2	X	X	3-1	X	5-3	5-3	X	5-3	4-4	X	X	39-33
'10	3-1	X	4-4	X	X	6-2	X	5-3	X	X	2-2	2-2	X	X	6-2	5-3	1-3	3-5	1-7	X	X	38-34
'11	X	X	4-4	X	X	3-5	0-4	2-6	1-3	1-3	X	X	2-2	X	X	2-6	X	2-6	5-3	7-1	X	29-43
'12	2-2	X	5-3	X	X	2-6	X	3-5	X	X	3-1	4-0	X	X	X	3-5	3-1	3-5	3-5	3-5	X	34-38
'13	X	X	5-3	X	X	7-1	4-0	3-5	2-2	2-2	X	X	2-2	X	X	3-5	X	6-2	4-4	4-4	X	42-30
'14	4-4	X	X	X	3-5	3-5	X	2-6	1-3	2-2	2-2	X	X	X	X	4-4	1-3	5-3	4-4	X	X	31-41
TOTAL	38-34	33-25	79-57	34-38	3-5	69-57	26-22	94-65	18-26	21-22	26-17	25-15	25-23	16-16	42-30	22-26	10-10	65-48	79-78	79-57	27-13	829-682

FRANCHISE RECORDS

All-Time Team vs. Team Away Records

	ABQ	CGY	CSP	EDM	ELP	FRE	IOWA	LV	MEM	NVL	NO	OKC	OMA	PHX	POR	RENO	RR	SAC	TAC	TCN	VAN	OVERALL
'94	3-5	6-2	4-4	5-3	X	X	X	4-4	X	X	X	X	X	4-4	X	X	X	X	2-6	3-5	4-4	35-37
'95	5-3	3-5	4-4	4-4	X	X	X	5-3	X	X	X	X	X	4-4	X	X	X	X	4-3	3-5	2-6	34-37
'96	3-5	2-6	5-3	3-5	X	X	X	2-6	X	X	X	X	X	6-2	X	X	X	X	4-4	5-3	3-5	33-39
'97	5-3	5-3	2-6	4-4	X	X	X	4-3	X	X	X	X	X	1-7	X	X	X	X	5-3	5-3	1-7	32-39
'98	3-1	1-3	4-0	0-4	X	3-5	3-1	4-3	3-1	2-2	2-2	0-4	2-2	X	X	X	X	X	2-2	4-4	1-3	34-37
'99	4-0	2-0	2-2	1-3	X	5-3	2-2	2-7	0-4	1-3	3-1	3-1	2-2	X	X	X	X	X	3-0	6-2	0-4	36-34
'00	X	6-2	X	5-2	X	5-3	3-1	6-2	1-3	4-0	X	X	2-2	X	X	X	X	1-6	6-2	5-3	X	44-26
'01	X	2-2	3-5	2-2	X	1-3	1-7	1-3	4-0	2-2	3-1	2-2	6-2	X	1-3	X	X	2-2	3-1	2-2	X	35-37
'02	X	4-0	6-2	3-1	X	3-1	1-7	3-1	1-3	3-1	0-4	2-2	5-3	X	1-3	X	X	3-1	2-2	2-2	X	39-33
'03	2-2	X	0-4	4-4	X	4-4	3-1	2-6	X	X	X	X	1-3	X	8-0	X	X	1-7	4-4	6-2	X	35-37
'04	X	X	X	3-5	X	6-2	X	4-4	1-3	1-3	2-2	0-4	X	X	1-7	X	X	1-7	2-6	3-5	X	24-48
'05	3-1	X	3-5	X	X	4-4	X	7-1	X	X	3-1	2-2	X	X	5-3	X	1-3	3-5	2-6	5-3	X	38-34
'06	X	X	6-2	X	X	7-1	2-2	2-6	2-2	3-1	X	X	2-2	X	6-2	X	X	2-6	3-5	3-5	X	38-34
'07	2-1	X	6-2	X	X	1-7	X	1-7	X	X	0-4	3-1	X	X	3-5	X	2-2	3-5	5-3	5-3	X	31-40
'08	X	X	3-5	X	X	3-5	2-2	7-1	3-1	1-3	X	X	3-1	X	6-2	X	X	1-7	4-4	7-1	X	40-32
'09	2-2	X	5-3	X	X	4-4	X	4-4	X	X	1-2	0-4	X	X	4-4	4-4	1-3	2-6	6-2	X	X	31-41
'10	X	X	3-5	X	X	4-4	3-1	2-6	1-3	3-1	X	X	2-2	X	5-3	5-3	X	4-4	3-5	X	X	35-37
'11	3-1	X	2-6	X	X	4-4	X	4-4	X	X	2-2	3-1	X	X	X	3-5	1-3	2-6	4-4	5-3	X	33-39
'12	X	X	3-5	X	X	3-5	3-1	3-5	3-1	2-2	X	X	X	X	X	4-4	X	5-3	6-2	5-3	X	39-33
'13	3-1	X	5-3	X	X	5-3	X	3-5	X	X	1-3	3-1	X	X	X	4-4	3-1	2-6	5-3	2-6	X	36-36
'14	3-5	X	3-1	X	3-5	3-5	4-0	2-6	X	X	X	2-2	2-2	X	X	3-5	X	0-8	4-4	X	X	29-43
TOTAL	41-30	31-23	69-67	34-37	3-5	65-63	27-25	72-87	19-21	22-18	17-22	20-24	29-23	15-17	40-32	23-25	8-12	32-79	79-71	76-70	11-29	733-760

Jose Alvarez

FRANCHISE RECORDS



Salt Lake Franchise Records

All-Time Single-Game Postseason Records

INDIVIDUAL BATTING

Most Runs Scored	3	Several Players (last were Freddy Sandoval & Matt Brown, Game 1 @ SAC 9-3-08)
Most Hits	4	Brian Richardson vs Vancouver (Game 3) 9-10-99; Matt Brown @ Sacramento (Game 1) 9-3-08; Andy Marte (Game 2) vs Las Vegas 9-5-13
Most Extra Base Hits	2	Several Players (last was Efen Navarro (Game 4) vs Omaha 9-14-13
Most Doubles	2	Several Players (last was Robb Quinlan, Game 2 @ Edmonton 9-11-02)
Most Triples	1	Several Players (last was Efen Navarro (Game 4) vs Omaha 9-6-13)
Most Home Runs	2	Patrick Lennon vs Vancouver (Game 3) 9-8-95; Casey Blake @ SAC 9-6-00 (Game 1); Matt Brown @ SAC (Game 1) 9-3-08
Most RBIs	5	Casey Blake @ SAC (Game 1) 9-6-00; Keith Johnson @ Edmonton (Game 1) 9-10-02
Most Walks	3	Tim McIntosh @ Vancouver (Game 2) 9-9-94 (12 innings)
Most Walks, 9 inn. Game	3	Scott Stahoviak @ Vancouver (Game 5) 9-12-94
Most Hit By Pitch	1	Several Players (last was Freddy Sandoval @ SAC (Game 2) 9-4-08
Most Ks	4	Mike Durant @ Vancouver (Game 2) 9-9-94 (12 innings)
Most Ks, 9-Inn. Game	3	Several Players (last was Tommy Field (Game 1) @ Omaha 9-10 & 11-13)
Most Stolen Bases, Game	2	Brian Raabe, game 2 @ Vancouver 9-7-95; Dee Brown, Game 1 @ SAC 9-3-08

TEAM BATTING

Most Runs, Game	16	vs Sacramento (Game 5) 9-10-00
Most Runs, Inning	7	vs Vancouver (Game 3) 9-10-99
Most Hits, Game	19	@ Sacramento (Game 1) 9-3-08
Most Extra Base Hits	7	vs Sacramento (Game 3) 9-8-00 (3 2B, 4 HR)
Most Doubles	5	@ Colorado Springs (Game 5) 9-15-95
Most Triples	1	Several Times (last was game 3 @ Las Vegas 9-6-13)
Most Home Runs	4	vs Sacramento (Game 3) 9-8-00; vs Edmonton (Game 4) 9-14-02; @ Sacramento (Game 1) 9-3-08
Back-to-back-to-back-HR	1	vs Sacramento (Game 5) 9-10-00 (Bobby Kielty, Luis Rivas, Danny Ardoin)
Most RBIs	13	@ Sacramento (Game 1) 9-3-08
Most Runners LOB	15	@ Vancouver (Game 2) 9-9-94 (12 innings)
Most Runner LOB (9 inn.)	13	vs Omaha (Game 3) 9-13-13
Most Walks	9	@ Vancouver (Game 5) 9-12-94
Most Hit By Pitch	2	vs Oklahoma (Game 2) 9-5-02
Most Ks, Game	17	vs Sacramento (Game 2) 9-6-07
Most Stolen Bases	3	@ Sacramento (Game 1) 9-3-08
Fewest Hits	4	@ Vancouver (Game 1) 9-7-94
Fewest Hits (9 innings)	4	@ Vancouver (Game 1) 9-7-94

INDIVIDUAL PITCHING

Most Runs Allowed	9	Scott Kligenbeck @ Edmonton (Game 1) 9-4-96
Most ER Allowed	9	Scott Kligenbeck @ Edmonton (Game 1) 9-4-96
Most Hits Allowed	11	LaTroy Hawkins vs Vancouver (Game 3) 9-8-95
Most HR Allowed	4	Henry Bonilla @ Sacramento (Game 3) 9-7-07; Anthony Ortega @ Sacramento (Game 3) 9-5-08
Most Strikeouts	11	Lou Pote @ Oklahoma (Game 3) 9-6-02; Jarrett Grube vs Omaha (Game 3) 9-13-13
Most Walks Allowed	6	Oscar Munoz @ Vancouver (Game 2) 9-9-94
Most Hit Batters	3	Jason Ryan @ Memphis (Game 3) 9-14-00
Most Wild Pitches	2	Rich Kelley vs Edmonton (Game 4) 9-14-02
Most IP, Starter	9	Jarrett Grube vs Omaha (Game 3) 9-13-13
Most IP, Reliever	5	Dave Stevens @ Vancouver (Game 4) 9-11-94
Fewest IP, Starter	1.1	Daniel Davidson vs Tucson (Game 4) 9-9-06

Salt Lake Franchise Records

TEAM PITCHING

Fewest Runs Allowed	0	Several Times (last was 1-0 in Game 3 @ Oklahoma 9-6-0)
Fewest Hits Allowed	1	@ Oklahoma (Game 3) 9-6-02
Most Runs Allowed	13	vs Sacramento (Game 3) 9-5-08
Most Runs Allowed, Inn.	7	Several Times (last was 2nd inning in Game 4 9-9-06 vs Tucson)
Most Hits Allowed	17	vs Memphis (Game 1) 9-12-00, vs Sacramento (Game 2) 9-6-07; vs Sacramento (Game 3) 9-5-08
Most HR Allowed	5	@ Sacramento (Game 2) 9-4-08; vs Sacramento (Game 3) 9-5-08
Most Strikeouts	12	@ Oklahoma (Game 3) 9-6-02
Most Walks Allowed	10	@ Vancouver (Game 2) 9-9-94
Most Walks Allowed (9 inn.)	8	@ Vancouver (Game 3) 9-10-94
Most Hit Batters	3	@ Memphis (Game 3) 9-14-00

MISCELLANEOUS

Largest Margin of Victory	9	vs Sacramento (Game 5) 9-10-00 (W 16-7)
Largest Margin of Defeat	9	@ Vancouver (Game 1) 9-7-94 (L 11-2)
Longest Game, Innings	14	@ Vancouver (Game 4) 9-11-94 (W 1-0)
Longest Game, Time	5:29	@ Vancouver (Game 2) 9-9-94 (12 innings)
Longest Game, Time (9 inn.)	3:32	@ Sacramento (Game 1) 9-3-08
Shortest Game, Time (9 inn.)	2:12	@ Edmonton (Game 3) 9-6-96
Most Errors by SL, Game	3	Several Times (last was Game 3 vs Sacramento 9-5-08)
Most Errors by Opp., Game	5	vs Colorado Springs (Game 1) 9-11-95
Largest Home Crowd	8,144	vs Omaha (Game 3) 9-13-13
Smallest Home Crowd	2,994	vs Las Vegas (Game 2) 9-5-13
Largest Road Crowd	14,555	@ Memphis (Game 4) 9-15-00
Smallest Road Crowd	1,342	@ Las Vegas (Game 4) 9-7-13

Salt Lake Franchise Records

Franchise Firsts

Team Overall Firsts:

Game:	4/9/94 @ Vancouver
Batter:	Jeff Carter, 4/9/94 @ Vancouver
Hit:	Single by Bernardo Brito, 4th inning, 4/9/94 @ Vancouver (Game One)
Double:	Bernardo Brito, 1st inning, 4/9/94 @ Vancouver (Game Two)
Triple:	Steve Dunn, 2nd inning, 4/13/94 vs Edmonton
Homerun:	Steve Dunn, 6th inning, 4/10/94 @ Vancouver (Game Two)
Grand Slam:	Mike Durant vs Tacoma off of Joe Slusarski, 5th inning, 5/3/94
Walk Off Home Run:	Bernardo Brito vs Tacoma off of Roger Smithberg, 9th inning, 5/6/94
Run Batted In:	Brian Raabe, 2nd inning, 4/9/94 @ Vancouver (Game Two)
Run Scored:	Juan De La Rosa, 7th inning, 4/9/94 @ Vancouver (Game Two)
Stolen Base:	Denny Hocking, @ Vancouver, 2nd inning, 4/9/94 (Game Two)
Base on Balls:	Denny Hocking, 5th inning, 4/9/94 @ Vancouver (Game One)
Hit By Pitch:	Juan De La Rosa, 4th inning by Terry Matthews, Edmonton, 4/11/94
Strikeout:	Jeff Carter, 1st inning, 4/9/94 @ Vancouver (Game One)
Hit Allowed:	J.T. Snow, @ Vancouver, single off of Eddie Guardado, 2nd inning, 4/9/94 (Game One)

Run Scored:	J.T. Snow, @ Vancouver off of Eddie Guardado, 2nd inning, 4/9/94 (Game One)
Double Allowed:	Rod Correia, @ Vancouver off of Eddie Guardado, 4th inning, 4/9/94 (Game One)
Triple Allowed:	John Massarelli, Edmonton off of Oscar Munoz, 1st inning, 4/14/94
Homerun Allowed:	Monty Farris, Edmonton off of Andy Cook, 5th inning, 4/11/94
Grand Slam Allowed:	Eric Fox, Tacoma off of Eddie Guardado, 1st inning, 5/4/94
Walk Off Home Run Allowed:	Melvin Nieves @ Las Vegas off of Scott Watkins, 5/12/94
Run Batted In:	Rod Correia @ Vancouver off of Eddie Guardado, 2nd inning, 4/9/94 (Game One)
Stolen Base Against:	Orlando Palmeiro @ Vancouver, 1st inning, 4/9/94 (Game One)
Strikeout By:	Eddie Guardado @ Vancouver of Kevin Flora, 1st inning, 4/9/94 (Game One)
Base on Balls Issued:	Eddie Guardado @ Vancouver to Orlando Palmeiro, 1st inning, 4/9/94 (Game 1)
Hit Batter By:	Shawn Bryant vs Edmonton to Mitch Lyden, 2nd inning, 4/15/94
Wild Pitch:	Shawn Bryant, 3rd inning @ Vancouver, 4/10/94 (Game One)
Win:	4/9/94 @ Vancouver (Game Two) 10-3
Loss:	4/9/94 @ Vancouver (Game One) 2-1

Smith's Ballpark Firsts:

Game:	4/11/94 vs Edmonton
Batter:	Carl Everett 4/11/94 vs Edmonton
Hit:	Single by Jim Walewander, Edmonton, 1st inning, 4/11/94
Double:	Scott Stahoviak, Salt Lake, 2nd inning, 4/11/94
Triple:	Steve Dunn, 2nd inning, 4/13/94 vs Edmonton
Home Run:	Monty Farris, Edmonton off of Andy Cook, 5th inning, 4/11/94
Grand Slam:	Mike Durant, Salt Lake vs Tacoma off of Joe Slusarski, 5th inning, 5/3/94
Walk Off Home Run:	Bernardo Brito, Salt Lake vs Tacoma off of Roger Smithberg, 9th inning 5/6/94
Run Batted In:	Russ Morman, Edmonton off of Andy Cook, 4th inning, 4/11/94
Run Scored:	Jim Walewander, Edmonton off of Andy Cook, 4th inning, 4/11/94

Stolen Base:	Jim Walewander, Edmonton, 1st inning, 4/13/94
Base on Balls:	Jim Walewander, Edmonton by Mo Sanford, 7th inning, 4/11/94
Hit By Pitch:	Juan De La Rosa, Salt Lake, 4th inning by Terry Matthews, 4/11/94
Strike Out:	Carl Everett, Edmonton by Andy Cook, 1st inning, 4/11/94
Wild Pitch:	Andy Cook, Salt Lake, 4th inning, 4/11/94
Salt Lake Win:	4/13/94 vs Edmonton, 6-5 (10 innings)
Salt Lake Loss:	4/11/94 vs Edmonton, 7-1

Salt Lake Franchise Records

Most Games Played by Position

Catcher

Ryan Budde	266
Jeff Mathis	242
Damian Miller	241
Mike Durant	234
Bobby Wilson	176

Second Base

Brian Raabe	200
Jeff Ferguson	185
Mitch Simons	184
Chone Figgins	152
Casey Smith	132

Shortstop

Mike Moriarty	276
Alfredo Amezaga	271
Gary Patchett	255
Denny Hocking	246
Brandon Wood	173

Left Field

Nick Gorneault	178
Gary Johnson	136
Robb Quinlan	129
Roberto Lopez	120
Scott Morgan	112

Right Field

Brian Buchanan	291
Terry Evans	277
Nick Gorneault	221
Jeff Guiel	118
Brian Gordon	111

First Base

Efren Navarro	433
Steve Dunn	173
Larry Barnes	163
Kendry Morales	156
Chad Rupp	140

Third Base

Luis Jimenez	235
Adam Pavkovich	205
Keith Johnson	174
Tom Quinlan	162
Todd Walker	161

All Outfield Positions

Chris Latham	415
Nick Gorneault	412
Terry Evans	389
Brian Buchanan	300
Steve Hazlett	223

Center Field

Chris Latham	365
Brad Coon	171
Reggie Willits	134
Nathan Haynes	132
Julio Ramirez	113

Designated Hitter

Paul McAnulty	186
Bernardo Brito	132
Chad Rupp	129
Adam Riggs	79
Dee Brown	75

ALL-TIME STATS

All-Time Individual Bees Career Hitting Stats

PLAYER	SEASONS	AVG	G	AB	R	H	TB	2B	3B	HR	RBI	SH	SF	HBP	BB	1BB	SO	SB	CS	DP	SLG	OBP
Abbott, Chuck	2001	.000	4	9	1	0	0	0	0	0	0	0	0	0	2	0	4	0	0	0	.000	.182
Albritz, Vance	2014	.325	60	206	27	67	100	17	5	2	25	3	1	1	7	0	19	2	3	4	.485	.349
Aldridge, Cory	2010	.318	83	299	53	95	160	24	1	13	59	0	3	1	35	5	83	2	1	3	.535	.388
	2012	.215	72	251	39	54	122	8	0	20	49	0	3	0	22	0	91	6	3	4	.486	.275
	TOTAL	.271	155	550	92	149	282	32	1	33	108	0	6	1	57	5	174	8	4	7	.513	.337
Allen, Chad	2000	.311	96	389	71	121	179	21	5	9	67	2	1	1	31	1	72	10	2	13	.460	.363
Allen, Luke	2005	.287	128	460	85	132	235	20	7	23	92	0	4	1	54	1	87	13	3	10	.511	.360
Almanzar, Jean	2011	.250	3	8	1	2	2	0	0	0	0	0	0	0	0	0	0	0	0	0	.250	.250
Alvarez, Rafael	1997	.271	17	48	10	13	16	1	1	0	5	1	0	0	6	0	9	5	0	1	.333	.352
	1999	.375	6	16	3	6	7	1	0	0	2	0	0	0	0	0	1	0	0	1	.438	.375
	TOTAL	.297	23	64	13	19	23	2	1	0	7	1	0	0	6	0	10	5	0	2	.406	.357
Alviso, Jerome	2003	.228	16	57	4	13	14	1	0	0	5	1	0	0	3	0	6	2	0	0	.246	.267
Amarista, Alexi	2010	.400	15	65	13	26	38	6	3	0	9	2	1	1	1	0	4	4	2	1	.585	.388
	2011	.292	86	363	49	106	152	24	5	4	50	4	3	4	22	0	56	15	8	4	.419	.337
	2012	.273	18	77	11	21	31	6	2	0	12	0	3	0	3	0	6	1	0	2	.403	.289
	TOTAL	.303	119	505	73	153	221	36	10	4	71	6	7	5	26	0	66	20	10	7	.438	.339
Amezaga, Alfredo	2001	.250	49	200	28	50	66	5	4	1	16	2	1	3	14	1	45	9	6	2	.330	.307
	2002	.251	128	518	77	130	187	25	7	6	51	6	6	8	45	0	100	23	14	15	.361	.317
	2003	.347	75	317	55	110	149	20	5	3	45	1	2	4	20	2	39	14	8	3	.470	.391
	2004	.259	32	135	15	35	50	5	2	2	14	1	0	1	13	1	18	7	0	2	.370	.329
	TOTAL	.278	284	1170	175	325	452	55	18	12	126	10	9	16	92	4	147	53	28	22	.386	.336
Ardoin, Danny	2000	.222	3	9	1	2	2	0	0	0	0	0	0	0	3	0	4	0	0	0	.222	.417
Armstrong, Cole	2011	.284	68	190	23	54	95	14	0	9	30	2	1	1	27	0	47	2	3	3	.500	.374
Aspito, Jason	2006	.238	57	172	21	41	67	4	2	6	27	1	3	5	13	0	45	1	2	4	.390	.306
Auer, Tyson	2010	.255	14	47	8	12	20	2	3	0	4	1	0	2	3	0	9	1	1	1	.426	.327
	2011	.280	91	353	51	99	129	19	4	1	35	9	1	1	15	0	76	21	12	5	.365	.311
	TOTAL	.278	105	400	59	111	149	21	7	1	39	10	1	3	18	0	85	22	13	6	.373	.313
Aybar, Erick	2006	.283	81	339	63	96	140	20	3	6	45	1	4	3	21	2	36	32	18	5	.413	.327
	2007	.333	3	12	2	4	4	0	0	0	2	0	0	0	0	0	2	2	1	0	.333	.333
	2011	.250	1	4	1	1	1	0	0	0	0	0	0	0	0	0	1	0	0	0	.250	.250
	2013	.400	1	5	1	2	6	1	0	1	2	0	0	0	0	0	0	0	0	0	1.200	.400
	TOTAL	.286	86	360	67	103	151	21	3	7	49	1	4	3	21	2	39	34	19	5	.419	.327
Baez, Kevin	1997	.274	112	383	38	105	151	25	3	5	54	3	6	4	29	0	74	3	4	7	.394	.332
Bailey, Dwayne	2010	.167	9	18	1	3	3	0	0	0	2	2	0	0	0	0	6	0	0	1	.167	.167
	2011	.224	24	67	8	15	19	2	1	0	5	2	0	0	7	0	22	0	1	4	.284	.297
	TOTAL	.212	33	85	9	18	22	2	1	0	7	4	0	0	7	0	28	0	1	5	.259	.272
Baisley, Jeff	2011	.303	134	538	85	163	260	31	3	20	100	0	5	8	38	3	85	5	1	8	.483	.355
Bandy, Jett	2011	.000	1	1	0	0	0	0	0	0	0	0	0	0	0	0	0	0	0	0	.000	.000
Barnes, John	2000	.365	120	441	107	161	249	37	6	13	87	1	7	7	57	0	48	7	6	10	.565	.439
Barnes, Larry	2001	.290	100	404	78	117	208	21	8	18	73	0	2	1	29	1	90	6	1	6	.515	.337
	2002	.314	114	452	71	142	253	29	11	20	95	0	8	4	28	5	90	8	1	11	.560	.354
	TOTAL	.303	214	856	149	259	461	50	19	38	168	0	10	5	57	6	180	14	2	17	.539	.346
Bartee, Kimera	2001	.275	40	167	23	46	72	13	2	3	27	2	1	0	19	2	26	5	1	1	.431	.348
Baughman, Justin	2001	.302	77	288	52	87	121	15	5	3	32	2	2	5	20	0	54	21	6	7	.420	.356
Becker, Rich	1994	.316	71	282	64	89	122	21	3	2	38	2	0	0	40	0	56	7	1	9	.433	.401
	1995	.309	36	123	26	38	63	7	0	6	28	0	2	1	26	0	24	6	1	1	.512	.428
	TOTAL	.314	107	405	90	127	185	28	3	8	66	2	2	1	66	0	80	13	2	10	.457	.409
Bellinger, Clay	2002	.256	89	324	45	83	149	17	5	13	41	1	0	2	13	0	87	4	2	8	.460	.289
Beltre, Esteban	1998	.278	133	510	84	142	180	24	4	2	49	5	4	0	39	0	109	26	11	7	.353	.327
Blake, Casey	2000	.317	80	293	59	93	155	22	2	12	52	2	2	6	39	0	59	7	2	4	.529	.406
Blakely, Darren	2006	.207	31	87	11	18	30	3	0	3	9	1	3	4	2	0	26	1	0	1	.250	.345
Boesch, Brennan	2014	.332	95	374	68	124	238	25	7	25	85	0	2	2	29	2	86	10	4	8	.636	.381
Borenstein, Zach	2014	.256	30	117	11	30	40	4	0	2	22	1	1	1	3	0	33	0	2	0	.342	.279
Bourjos, Peter	2010	.314	102	414	85	130	206	13	12	13	52	4	3	10	24	1	78	27	5	5	.498	.364
	2012	.310	7	29	4	9	16	1	3	0	3	0	0	0	3	0	6	0	0	0	.552	.375
	2013	.208	12	48	13	10	20	4	0	2	7	0	1	2	4	0	19	0	0	1	.417	.291
	TOTAL	.303	121	491	102	149	242	18	15	15	62	4	4	12	31	1	103	27	5	6	.493	.357

ALL-TIME STATS

All-Time Salt Lake Stats - Hitting

PLAYER	SEASONS	AVG	G	AB	R	H	TB	2B	3B	HR	RBI	SH	SF	HBP	BB	1BB	SO	SB	CS	DP	SLG	OBP
Boyer, Billy	2004	.000	7	10	0	0	0	0	0	0	1	0	1	0	1	0	5	0	0	0	.000	.083
Brede, Brent	1996	.348	132	483	102	168	255	38	8	11	86	4	5	3	87	9	87	14	6	4	.528	.446
	1997	.354	84	328	82	116	178	27	4	9	76	0	5	2	47	0	62	4	2	8	.543	.432
	TOTAL	.350	216	811	184	284	433	65	12	20	162	4	10	5	134	9	149	18	8	12	.534	.441
Brito, Bernardo	1994	.309	108	437	85	135	250	24	2	29	122	0	8	4	30	5	120	3	0	7	.572	.353
	1995	.306	51	186	31	57	114	10	1	15	49	0	0	4	17	5	58	1	0	7	.613	.377
	TOTAL	.308	159	623	116	192	364	34	3	44	171	0	8	8	47	10	178	4	0	14	.584	.360
Brooks, Beau	2010	.154	4	13	4	2	3	1	0	0	1	0	0	0	2	0	3	0	0	1	.231	.267
Brown, Dee	2008	.264	130	485	70	128	196	32	0	12	74	0	6	6	61	1	66	10	2	15	.404	.349
Brown, Matt	2007	.276	110	391	69	108	201	30	2	19	60	1	0	5	45	0	106	5	9	12	.509	.358
	2008	.320	97	400	75	128	232	33	4	21	67	0	2	3	32	1	80	4	2	7	.580	.373
	2009	.245	107	388	57	95	161	27	0	13	69	2	4	8	45	1	92	5	5	7	.415	.333
	TOTAL	.281	314	1179	201	331	594	90	6	53	196	3	6	16	122	2	278	14	16	26	.502	.365
Bruett, J.T.	1994	.278	46	151	25	42	59	8	0	3	29	2	1	2	29	1	18	7	5	5	.391	.414
Buchanan, Brian	1998	.278	133	500	74	139	225	29	3	17	82	1	1	9	36	1	90	14	2	7	.450	.337
	1999	.297	95	391	67	116	172	24	1	10	60	0	3	9	28	0	85	11	2	14	.440	.355
	2000	.297	95	364	82	108	211	20	1	27	103	0	11	3	41	1	75	5	1	16	.580	.363
	TOTAL	.289	335	1255	223	363	608	73	5	54	245	1	15	21	105	2	250	30	5	37	.484	.350
Buck, John	2014	.294	33	119	13	35	49	8	0	2	15	0	1	2	13	0	22	0	0	6	.412	.370
Budde, Ryan	2004	.235	5	17	0	4	4	0	0	0	1	0	1	0	1	0	7	0	0	0	.235	.263
	2005	.230	58	196	26	45	78	9	3	6	25	2	0	1	9	0	41	3	1	3	.398	.267
	2006	.233	72	215	32	50	89	15	0	8	33	0	0	7	22	1	55	1	1	8	.414	.324
	2007	.295	47	156	21	46	70	12	0	4	28	0	2	1	18	0	27	2	2	10	.449	.367
	2008	.202	48	173	16	35	53	8	2	2	23	0	0	3	10	1	47	3	0	3	.306	.258
	2009	.227	83	273	32	62	101	16	1	7	31	1	1	1	31	0	73	1	1	6	.370	.307
	2010	.244	53	172	24	42	52	7	0	1	13	2	3	1	21	0	58	1	1	1	.302	.325
	TOTAL	.236	366	1202	151	284	447	67	6	28	153	5	7	14	112	1	308	11	6	31	.372	.307
Burke, Jamie	2001	.219	61	215	25	47	63	10	3	0	27	2	4	5	19	0	28	1	0	6	.293	.292
	2002	.304	88	316	47	96	140	12	4	8	44	0	3	4	20	1	67	1	3	9	.443	.350
	TOTAL	.269	149	531	72	143	203	22	7	8	71	2	7	9	39	1	35	2	3	15	.382	.326
Caceres, Wilmy	2001	.249	87	325	38	81	94	5	4	0	21	4	2	3	12	1	45	12	6	8	.289	.281
Caldera, Jose	2005	.231	6	13	3	3	3	0	0	0	1	0	0	0	1	0	2	0	0	1	.231	.286
Calhoun, Kole	2012	.298	105	410	79	122	208	30	7	14	73	0	4	5	44	0	88	12	3	9	.507	.369
	2013	.354	59	240	48	85	148	15	6	12	49	0	1	1	32	1	32	10	2	3	.617	.431
	2014	.500	5	22	7	11	18	2	1	1	5	0	0	0	0	0	3	0	1	0	.818	.500
	TOTAL	.324	169	672	134	218	374	47	14	27	117	0	5	6	76	1	123	22	6	12	.557	.395
Callaspo, Alberto	2005	.316	50	212	28	67	95	21	2	1	31	2	3	1	10	1	13	2	5	7	.448	.345
Campana, Tony	2014	.267	53	202	31	54	64	6	2	0	17	6	0	1	18	0	39	9	9	0	.317	.330
Campos, Jesus	2010	.182	8	22	1	4	5	1	0	0	1	0	0	2	0	0	7	0	0	1	.227	.250
Canizaro, Jay	2000	.356	27	101	21	36	67	9	2	6	32	0	4	1	17	2	27	4	1	2	.663	.439
Cantu, Jorge	2012	.291	21	86	12	25	42	5	0	4	22	0	2	0	2	0	11	0	0	5	.488	.300
Carlin, Luke	2013	.230	77	244	39	56	76	8	0	4	29	6	1	1	40	1	53	6	3	9	.311	.339
Carter, Jeff	1994	.324	122	460	105	149	194	18	6	5	70	0	3	7	89	2	78	26	12	14	.422	.441
Casilla, Alexi	2005	.256	13	39	3	10	10	0	0	1	4	0	0	3	0	6	1	1	1	1	.256	.310
Castellano, Pedro	1997	.358	43	165	29	59	91	9	1	7	36	0	2	2	20	1	31	0	1	4	.552	.433
Castillo, Angel	2011	.111	5	18	3	2	3	1	0	0	1	0	0	1	2	0	5	1	0	1	.167	.238
Cey, Dan	1999	.295	117	403	63	119	176	18	3	11	56	2	3	7	32	1	66	10	2	12	.437	.355
	2000	.185	8	27	1	5	6	1	0	0	4	0	0	0	0	5	2	0	1	1	.222	.185
	TOTAL	.288	125	430	64	124	182	19	3	11	60	2	3	7	49	1	71	12	2	13	.423	.368
Colmenares, Carlos	2009	.250	1	4	0	1	1	0	0	0	1	0	0	0	0	0	0	0	0	1	.250	.250
	2010	.302	25	86	8	26	30	2	1	0	8	0	1	0	5	0	16	1	0	1	.349	.337
	TOTAL	.300	26	90	8	27	31	2	1	0	9	0	1	0	5	0	16	1	0	2	.344	.333
Conger, Hank	2010	.300	108	387	56	116	179	26	2	11	49	5	4	1	55	1	58	0	2	5	.463	.385
	2011	.300	27	100	14	30	49	4	0	5	26	2	0	0	12	3	18	0	0	2	.490	.375
	2012	.295	67	264	48	78	125	17	0	10	42	0	2	3	19	2	49	2	0	4	.473	.347
	TOTAL	.298	202	751	118	224	353	47	2	26	117	7	6	4	86	6	125	2	2	11	.470	.371
Coon, Brad	2008	.306	85	337	73	103	128	9	2	4	30	2	0	10	47	0	52	17	10	3	.380	.406
	2009	.276	119	442	78	122	155	15	3	4	36	10	3	5	62	1	75	23	8	3	.351	.369
	2010	.353	5	17	1	6	8	0	1	0	2	1	1	0	0	0	2	2	0	0	.471	.333
	TOTAL	.290	209	796	152	231	291	24	6	8	68	13	<									

All-Time Salt Lake Stats - Hitting

PLAYER	SEASONS	AVG	G	AB	R	H	TB	2B	3B	HR	RBI	SH	SF	HBP	BB	1BB	SO	SB	CS	DP	SLG	OBP
Corbin, Ted	1994	.100	4	10	0	1	1	0	0	0	0	0	0	0	0	0	1	0	0	1	.100	.100
	1995	.200	4	10	0	2	2	0	0	0	1	0	0	0	0	0	1	0	0	1	.200	.200
	TOTAL	.150	8	20	0	3	3	0	0	0	1	0	0	0	0	0	2	0	0	2	.150	.150
Cordova, Marty	1994	.358	103	385	69	138	228	25	4	19	66	0	2	8	39	0	63	17	6	9	.592	.426
	1997	.375	6	24	5	9	16	4	0	1	4	0	0	2	0	3	1	0	0	0	.667	.423
	TOTAL	.359	109	409	74	147	244	29	4	20	70	0	2	8	41	0	66	18	6	9	.597	.426
Cousins, Scott	2013	.233	52	193	30	45	59	3	4	1	19	4	1	6	16	0	46	7	2	1	.306	.310
Cowgill, Collin	2013	.600	4	15	4	9	16	1	0	2	7	0	0	1	1	0	3	1	0	0	1.067	.647
	2014	.333	3	12	4	4	6	2	0	0	0	0	0	2	0	2	0	0	0	0	.500	.429
	TOTAL	.481	7	27	8	13	22	3	0	2	7	0	0	1	3	0	5	1	0	0	.815	.548
Cron, C.J.	2014	.316	49	190	30	60	97	14	1	7	33	0	1	4	18	1	40	2	1	3	.511	.385
Crowe, Trevor	2012	.301	42	163	26	49	65	10	3	0	16	0	3	4	15	0	28	10	6	5	.399	.354
Cummings, Midre	1999	.322	69	261	50	84	150	19	4	13	68	0	1	3	23	0	43	4	4	5	.575	.382
Czarniecki, Jordan	2008	.252	32	111	13	28	46	5	2	3	10	3	0	3	6	0	19	1	0	3	.414	.308
Dalton, Ryan	2013	.000	2	4	1	0	0	0	0	0	0	0	0	0	0	0	0	0	0	0	.000	.000
Davanon, Jeff	2001	.313	69	256	46	80	145	19	8	10	48	1	4	3	32	2	57	8	3	4	.566	.390
	2002	.330	25	100	21	33	60	10	1	5	18	1	1	1	17	0	24	5	3	1	.600	.429
	2003	.300	16	60	11	18	30	4	1	2	14	2	0	1	9	0	9	4	1	1	.500	.400
	2004	.625	3	8	4	5	8	0	0	1	1	0	0	0	2	0	0	1	1	0	1.000	.700
	TOTAL	.321	113	424	82	136	243	33	10	18	81	4	5	5	60	2	90	18	8	6	.573	.407
Deeds, Doug	2012	.292	91	332	58	97	147	21	7	5	35	5	1	2	26	0	76	5	1	3	.443	.346
DeLaRosa, Anderson	2014	.256	10	39	3	10	13	3	0	0	6	0	0	0	0	0	9	0	0	0	.333	.256
DeLaRosa, Juan	1994	.272	89	287	40	78	111	15	3	4	46	1	3	2	17	0	49	0	2	9	.387	.314
	1995	.224	31	49	7	11	13	2	0	0	5	3	1	0	1	1	6	0	0	2	.265	.235
	TOTAL	.265	120	336	47	89	124	17	3	4	48	4	4	2	18	1	55	0	2	11	.369	.303
Del Chiaro, Brent	2004	.000	3	6	1	0	0	0	0	0	0	0	0	0	2	0	0	0	0	1	.000	.000
	2005	.333	2	3	1	1	4	0	0	1	1	0	0	0	0	0	2	0	0	0	1.333	.333
	2007	.333	5	18	4	6	8	0	1	0	2	0	1	0	1	0	7	0	1	0	.444	.350
	TOTAL	.259	10	27	5	7	12	0	1	1	3	0	1	0	3	0	9	0	1	1	.444	.323
Diaz, Angel	2001	.231	7	26	5	6	8	2	0	0	4	0	0	1	0	0	7	0	0	0	.308	.259
Diaz, Robinzon	2012	.285	46	158	25	45	69	10	1	4	31	1	1	1	5	0	9	2	1	6	.437	.309
Duff, Tim	2007	.243	10	37	5	9	16	1	0	2	7	0	0	0	1	0	12	0	0	0	.432	.263
	2008	.196	30	97	9	19	23	4	0	0	8	0	0	1	6	0	25	0	0	1	.237	.250
	TOTAL	.209	40	134	14	28	37	5	0	2	15	0	0	1	7	0	37	0	0	1	.276	.211
Duncan, Andres	1995	.278	12	36	2	10	14	2	1	0	6	2	1	1	4	0	5	2	0	0	.389	.366
Dunn, Steve	1994	.309	90	330	61	102	172	21	2	15	73	0	8	2	24	6	75	0	0	5	.521	.352
	1995	.316	109	402	57	127	196	31	1	12	83	0	6	1	30	4	63	3	2	6	.488	.360
	TOTAL	.313	199	732	118	229	368	52	3	27	156	0	14	3	54	10	138	3	2	11	.503	.356
Durant, Mike	1994	.297	103	343	67	102	146	24	4	4	51	5	0	4	35	0	47	9	3	7	.426	.369
	1995	.251	85	295	40	74	101	15	3	2	23	3	2	2	20	0	31	11	7	13	.342	.301
	1996	.287	31	101	21	29	39	7	0	1	12	1	0	4	11	1	21	7	2	3	.386	.379
	1997	.206	66	223	33	46	85	13	1	8	36	0	0	6	21	0	42	4	1	8	.381	.292
	TOTAL	.261	285	962	161	251	371	59	8	15	122	9	2	16	87	1	141	31	13	31	.386	.332
Durrington, Trent	2001	.328	39	122	20	40	68	11	4	3	21	2	2	2	11	0	24	7	4	3	.557	.387
	2002	.206	19	68	6	14	28	3	1	3	10	0	0	2	3	0	15	2	1	4	.412	.260
	2003	.304	117	447	81	136	194	27	5	7	54	0	7	6	61	3	75	35	8	6	.434	.390
	TOTAL	.298	175	637	107	190	290	41	10	13	85	2	9	10	75	3	114	44	13	13	.455	.376
Encarnacion, Bien	2001	.304	6	23	6	7	7	0	0	0	3	0	0	0	2	0	6	0	0	0	.304	.360
Erstad, Darin	2003	.407	7	27	6	11	11	0	0	0	4	0	0	0	2	0	1	1	0	0	.407	.448
	2004	.125	4	16	2	2	2	0	0	0	3	0	0	0	1	0	1	0	0	0	.125	.176
	2006	.100	7	30	0	3	3	0	0	0	3	0	0	0	1	0	2	1	0	0	.100	.129
	TOTAL	.219	18	73	8	16	16	0	0	0	10	0	0	0	4	0	4	2	0	0	.219	.260
Evans, Terry	2007	.316	120	475	70	150	243	40	4	15	75	2	2	2	26	1	119	24	9	6	.512	.352
	2008	.270	46	174	31	47	71	12	0	4	21	0	4	2	20	1	60	6	5	4	.408	.345
	2009	.291	135	537	104	156	279	33	6	26	90	2	8	5	40	1	146	28	5	7	.520	.341
	2010	.283	122	466	80	132	212	27	4	15	72	1	5	2	28	0	100	19	8	8	.455	.323
	TOTAL	.294	423	1652	285	485	805	112	14	60	258	5	19	11	114	3	425	77	27	25	.487	.340
Eylward, Mike	2006	.314	109	405	57	127	173	22	0	8	63	1	3	9	43	2	60	1	6	12	.427	.389
	2007	.305	130	479	72	146	210	31	0	11	79	0	9	5	46	1	64	1	5	16	.438	.365
	TOTAL	.309	239	884	129	273	383	53	0	19	142	1	12	14	89	3	124	2	11	28	.433	.376
Fasano, Sal	2002	.276	22	76	13	21	39	3	0	5	10	0	1	2	7	0	24	1	0	0	.513	.349

ALL-TIME STATS

All-Time Salt Lake Stats - Hitting

PLAYER	SEASONS	AVG	G	AB	R	H	TB	2B	3B	HR	RBI	SH	SF	HBP	BB	1BB	SO	SB	CS	DP	SLG	OBP
Ferguson, Jeff	1997	.282	65	241	51	68	115	19	2	8	35	1	1	6	24	0	48	4	2	5	477	.360
	1998	.206	81	223	35	46	63	6	1	3	20	3	0	13	24	0	42	7	2	7	283	.319
	1999	.265	95	298	44	79	111	16	2	4	48	5	3	8	28	0	39	7	5	12	372	.341
	2000	.243	78	235	46	57	81	14	2	2	31	4	2	4	29	0	51	4	0	5	345	.333
	TOTAL	.251	319	997	176	250	370	55	7	17	134	13	6	31	105	0	138	22	9	29	.371	.339
Fernandez, Jose	2001	.338	122	452	99	153	282	37	1	30	114	0	3	12	55	2	91	9	7	9	624	.421
Field, Tommy	2013	.303	81	314	56	95	152	20	2	11	49	4	5	5	44	1	68	6	2	7	484	.391
	2014	.285	80	302	55	86	133	18	4	7	33	3	4	5	28	0	63	5	1	11	440	.351
	TOTAL	.294	161	616	111	181	285	38	6	18	82	7	9	10	72	1	131	11	3	18	.463	.372
Figgins, Chone	2002	.305	125	511	100	156	235	25	18	7	62	6	10	0	53	1	83	39	8	0	466	.364
	2003	.312	68	285	55	89	145	14	15	4	30	2	2	3	29	1	36	16	6	4	509	.379
	2007	.357	4	14	3	5	6	1	0	0	1	0	0	0	1	0	0	0	1	0	429	.400
	2008	.200	3	10	2	2	2	0	0	0	0	0	0	0	2	0	3	0	0	0	200	.333
	TOTAL	.307	200	820	160	252	391	40	33	11	93	8	12	3	85	2	122	55	15	4	.477	.370
Figueroa, Luis	2009	.241	34	116	9	28	40	7	1	1	15	0	2	0	5	0	8	0	1	2	345	.268
	2010	.312	53	218	25	68	91	12	1	3	36	3	4	2	13	1	12	2	1	8	417	.350
	TOTAL	.287	87	334	34	96	131	19	2	4	51	3	6	2	18	1	20	2	2	10	.392	.222
Fox, Andy	2005	.208	15	48	4	10	17	2	1	1	7	0	0	1	10	0	10	1	1	2	354	.356
Frandsen, Kevin	2010	.277	36	137	25	38	52	9	1	1	12	2	0	9	7	0	19	2	1	4	380	.353
Freese, David	2014	.200	2	10	4	2	8	0	0	2	4	0	0	0	4	0	1	0	0	0	800	.429
Galarraga, Andres	2004	.304	25	102	10	31	46	3	0	4	19	0	2	1	6	1	24	0	0	8	451	.342
Gianelli, Ray	1996	.253	10	31	2	8	9	1	0	0	4	0	1	1	2	0	8	0	0	0	290	.324
Gibson, Derrick	2004	.292	48	168	17	49	80	11	1	6	26	1	1	1	12	0	36	1	1	4	476	.341
Gil, Benji	2002	.417	6	24	4	10	23	5	1	2	6	0	0	0	1	0	4	0	2	0	958	.440
Gomez, Rudy	2003	.000	2	3	0	0	0	0	0	0	0	0	0	0	1	0	1	0	0	0	000	.250
Good, Riley	2014	.500	1	2	0	1	1	0	0	0	0	0	0	0	0	0	0	0	0	0	500	.500
Gordon, Brian	2004	.259	127	475	80	123	221	24	2	22	70	3	5	4	30	1	145	6	2	5	465	.305
	2005	.274	101	343	50	94	178	25	4	17	55	3	5	1	26	5	103	7	5	4	519	.323
	TOTAL	.265	228	818	130	217	399	49	6	39	125	6	10	5	56	6	248	13	7	9	.488	.313
Gomeault, Nick	2004	.316	6	19	4	6	10	1	0	1	5	0	0	1	1	0	7	0	0	0	526	.381
	2005	.293	130	488	106	143	269	26	11	26	108	1	6	2	58	1	119	7	6	11	551	.366
	2006	.283	107	407	66	115	203	25	9	15	78	0	5	2	38	0	106	6	4	8	499	.343
	2007	.261	128	471	82	123	206	24	1	19	59	1	3	0	58	1	108	17	8	11	437	.346
	2010	.228	89	272	41	62	109	14	3	9	43	3	2	1	28	0	69	3	2	5	401	.300
	TOTAL	.271	460	1657	299	449	797	90	24	70	293	5	13	9	183	2	409	33	20	35	.481	.344
Green, Grant	2013	.333	6	24	2	8	9	1	0	0	3	0	1	0	3	1	7	0	1	0	375	.393
	2014	.333	48	198	38	66	104	17	3	5	42	0	1	2	13	0	31	4	2	7	525	.379
	TOTAL	.333	54	222	40	74	113	18	3	5	45	0	2	2	16	1	38	4	3	7	.502	.380
Gregorio, Tom	2002	.255	15	51	7	13	20	4	0	1	3	0	0	2	2	0	14	0	1	1	392	.309
	2003	.221	54	181	26	40	65	10	0	5	24	0	1	4	14	0	44	0	0	1	359	.290
	2004	.232	58	207	20	48	82	12	2	6	32	1	3	3	12	0	56	3	0	4	396	.280
	TOTAL	.230	127	439	53	107	167	26	2	12	59	1	4	9	28	0	114	3	1	6	.380	.288
Guiel, Jeff	2001	.321	61	224	37	72	118	14	1	10	35	1	1	1	17	1	39	2	0	2	527	.370
	2002	.253	95	316	51	80	146	22	4	12	45	0	5	7	43	7	72	6	3	3	462	.350
	2003	.240	94	325	48	78	137	16	2	13	48	1	1	1	48	1	80	3	1	2	422	.339
	TOTAL	.266	250	865	136	230	401	52	7	35	128	2	7	9	108	9	191	11	4	7	.464	.351
Gutierrez, Chris	2009	.222	3	9	1	2	3	1	0	0	0	1	0	1	1	0	4	0	0	0	333	.364
Gutierrez, Victor	2004	.234	22	77	14	18	26	5	0	1	6	3	1	0	6	0	12	2	0	1	338	.286
Hacker, Jeff	1999	.150	8	20	2	3	9	0	0	2	3	0	0	1	5	1	7	0	1	1	450	.346
	2000	.208	17	48	3	10	11	1	0	0	2	0	0	0	3	0	12	0	0	1	229	.255
	TOTAL	.191	25	68	5	13	20	1	0	2	5	0	0	1	8	1	19	0	1	2	.294	.286
Hale, Chip	1995	.286	16	49	5	14	18	4	0	0	2	0	0	0	7	1	5	0	1	2	367	.375
Hall, Bill	2013	.164	21	73	4	12	17	0	1	1	7	0	0	0	12	0	25	0	0	0	233	.282
Halter, Shane	2004	.275	35	131	18	36	63	7	1	6	18	0	0	0	15	0	21	2	3	5	481	.349
Hamilton, Josh	2014	.462	3	13	2	6	8	2	0	0	0	0	0	0	0	0	2	0	0	1	615	.462
Harrison, Adonis	2003	.292	47	178	23	52	64	8	2	0	18	0	4	0	22	0	18	1	2	8	360	.363
Hawpe, Brad	2013	.305	37	131	21	40	66	8	0	6	28	0	0	1	21	0	40	1	1	2	504	.40
Haynes, Nathan	2002	.283	67	283	37	80	112	14	6	2	12	1	1	1	12	0	53	10	3	3	396	.313
	2003	.217	28	120	16	26	38	3	3	1	7	0	1	2	9	1	20	6	0	2	317	.280
	2006	.228	16	57	7	13	21	1	2	1	11	2	1	1	4	0	15	3	2	0	368	.286
	2007	.386	44	171	33	66																

All-Time Salt Lake Stats - Hitting

PLAYER	SEASONS	AVG	G	AB	R	H	TB	2B	3B	HR	RBI	SH	SF	HBP	BB	1BB	SO	SB	CS	DP	SLG	OBP
Hazlett, Steve	1995	.300	127	427	71	128	177	25	6	4	49	2	3	4	41	1	65	8	10	9	.415	.364
	1996	.203	101	301	44	61	113	14	4	10	41	2	5	5	33	1	85	7	12	6	.375	.288
	TOTAL	.260	228	728	115	189	290	39	10	14	90	4	8	9	74	2	150	15	22	15	.398	.332
Heather, Adam	2012	.220	27	82	12	18	34	4	0	4	11	0	1	1	6	0	17	4	0	3	.415	.278
Heid, Drew	2012	.224	25	76	9	17	23	3	0	1	7	1	0	0	14	0	13	4	1	1	.303	.344
	2013	.331	45	139	24	46	74	9	5	3	21	3	3	0	21	0	35	2	4	0	.532	.411
	2014	.250	24	80	9	20	25	1	2	0	10	2	2	0	5	0	18	1	0	1	.313	.287
TOTAL	.250	24	80	9	20	25	1	2	0	10	2	2	0	5	0	18	1	0	1	.313	.287	
Hester, John	2012	.217	26	92	7	20	37	4	2	3	13	2	2	0	9	0	32	0	1	1	.402	.282
	2013	.237	74	253	40	60	99	13	1	8	29	1	3	0	27	0	75	3	1	11	.391	.307
	2014	.261	71	241	31	63	99	16	1	6	29	1	2	3	26	1	70	3	0	9	.411	.338
TOTAL	.244	171	586	80	143	235	33	4	17	71	4	7	3	62	1	177	6	2	21	.401	.316	
Hill, Jason	2001	.370	8	27	3	10	13	1	1	0	3	0	0	0	2	0	4	0	0	1	.481	.414
	2003	.206	11	34	5	7	15	0	1	2	5	0	1	0	4	0	3	1	0	2	.441	.282
	TOTAL	.279	19	61	8	17	28	1	2	2	8	0	1	0	6	0	7	1	0	3	.459	.338
Hocking, Denny	1994	.279	112	394	61	110	151	14	6	5	57	5	4	2	28	1	57	13	7	6	.383	.327
	1995	.282	117	397	51	112	164	24	2	8	75	8	5	2	25	1	41	12	8	10	.413	.324
	1996	.277	37	130	18	36	55	6	2	3	22	2	2	2	10	2	17	2	2	4	.423	.333
TOTAL	.280	266	921	130	258	370	44	10	16	154	15	11	6	63	4	115	27	17	20	.402	.327	
Horn, Jeff	1995	.500	3	10	0	5	6	1	0	0	2	0	0	0	0	0	1	0	0	0	.600	.500
	1996	.337	25	83	14	28	42	5	0	3	13	2	2	2	12	1	5	0	1	4	.506	.424
	1997	.333	23	78	16	26	35	6	0	1	13	0	0	1	11	0	22	0	0	0	.449	.422
	1998	.306	24	72	14	22	30	5	0	1	6	2	0	1	12	0	18	1	2	0	.417	.412
	TOTAL	.333	75	243	44	81	113	17	0	5	34	4	2	4	42	2	50	1	4	6	.465	.436
Huls, Steve	1999	.233	17	30	6	7	7	0	0	0	2	0	0	0	3	0	7	0	1	2	.233	.303
	1998	.337	26	92	15	31	50	7	0	4	20	2	1	1	1	0	13	2	2	3	.543	.347
	2000	.368	55	209	58	77	152	17	2	18	61	1	3	3	11	0	28	11	3	4	.727	.403
TOTAL	.359	81	301	73	108	202	24	2	22	81	3	4	4	12	0	41	13	5	7	.671	.386	
Huskey, Butch	2000	.333	2	9	2	3	9	0	0	2	5	0	0	0	1	0	2	0	0	0	1.000	.400
Iannetta, Chris	2012	.273	6	22	3	6	8	2	0	0	2	0	0	0	3	0	7	0	0	1	.402	.282
Infante, Larry	2005	.286	7	7	0	2	2	0	0	0	2	0	0	0	0	0	2	0	0	0	.286	.286
	2006	.000	2	2	0	0	0	0	0	0	0	0	0	1	0	0	0	0	0	0	.000	.000
	2008	.100	3	10	0	1	1	0	0	0	1	0	0	0	0	0	2	0	0	1	.100	.100
TOTAL	.158	12	19	0	3	3	0	0	0	3	0	0	1	0	0	4	0	0	1	.158	.200	
Ingram, Riccardo	1995	.348	122	477	80	166	249	43	2	12	85	0	5	3	41	3	60	4	5	22	.522	.403
Izturis, Maicer	2005	.452	10	31	10	14	18	4	0	0	2	0	1	0	7	0	4	4	2	2	.581	.553
	2006	.306	9	36	5	11	18	5	1	0	5	0	2	0	5	0	5	1	0	0	.500	.372
	2007	.353	5	17	3	6	7	1	0	0	0	0	0	0	3	1	2	0	2	0	.412	.450
	2010	.286	2	7	1	2	2	0	0	0	1	0	0	0	0	0	0	0	1	0	.286	.286
	TOTAL	.327	21	101	19	33	45	10	1	0	8	0	3	0	15	0	11	5	5	2	.446	.403
Jackson, Darrin	1997	.300	19	80	14	24	36	3	3	1	12	0	0	1	5	0	17	3	0	0	.450	.349
Jackson, John	1995	.278	55	194	39	54	86	14	3	4	21	3	3	3	22	0	20	8	2	4	.443	.361
Jennings, Robin	2000	.310	91	345	70	107	185	33	6	11	61	4	8	3	35	1	45	4	2	4	.536	.371
Jensen, Marcus	2000	.291	15	55	10	16	23	4	0	1	12	1	1	2	11	0	10	0	2	3	.418	.420
Jimenez, Luis	2012	.309	122	485	78	150	240	38	2	16	85	5	6	2	19	1	70	17	7	10	.495	.334
	2013	.284	48	197	28	56	81	9	2	4	42	0	6	3	12	2	26	11	3	1	.411	.326
	2014	.286	117	469	67	134	237	34	3	21	76	2	4	2	24	1	75	12	4	9	.505	.321
	TOTAL	.295	287	1151	173	340	558	81	7	41	203	7	16	7	55	4	171	40	14	20	.485	.327
Johnson, Ben	2007	.333	7	24	7	8	14	1	2	0	6	0	0	2	0	0	6	0	1	0	.542	.385
	2008	.225	22	71	9	16	27	2	0	3	13	0	1	1	1	0	7	0	0	3	.380	.243
	2009	.252	35	107	15	27	43	9	2	1	6	1	0	3	8	1	24	0	2	5	.402	.322
TOTAL	.252	64	202	31	51	84	12	4	4	25	1	1	6	9	1	37	0	3	8	.416	.306	
Johnson, Gary	2002	.266	40	143	30	38	68	9	3	5	35	0	3	3	15	0	49	1	1	3	.476	.341
	2003	.255	121	447	65	114	187	23	7	12	74	0	6	4	61	2	112	4	2	5	.418	.346
	2004	.253	91	304	44	77	118	13	5	6	36	0	0	4	39	1	71	1	2	10	.388	.346
TOTAL	.256	252	894	139	229	373	45	15	23	145	0	9	11	115	3	232	6	5	18	.417	.345	
Johnson, J.J.	1996	.339	13	56	8	19	27	3	1	1	13	1	0	1	1	0	11	0	1	1	.482	.362
	1997	.146	26	82	6	12	15	1	1	0	5	1	0	1	4	0	24	2	2	2	.183	.195
TOTAL	.225	39	138	14	31	42	4	2	1	18	2	0	2	5	0	35	2	3	3	.304	.262	
Johnson, Keith	2002	.281	98	367	55	103	176	22	3	15	56	2	1	6	11	3	65	6	3	7	.480	.312
	2003	.286	117																			

All-Time Salt Lake Stats - Hitting

PLAYER	SEASONS	AVG	G	AB	R	H	TB	2B	3B	HR	RBI	SH	SF	HBP	BB	1BB	SO	SB	CS	DP	SLG	OBP
Jones, Jacque	1999	.298	52	198	32	59	88	13	2	4	26	1	2	0	9	1	36	9	2	5	.444	.325
Karcich, Jon	2011	.250	4	12	2	3	6	0	0	1	5	0	0	0	1	0	4	0	0	0	.500	.308
Kendrick, Howie	2006	.369	69	290	57	107	183	25	6	13	62	1	1	8	12	1	48	11	3	2	.631	.408
	2007	.300	13	50	9	15	25	1	0	3	11	0	1	2	1	0	9	1	0	0	.500	.333
	2008	.200	2	5	0	1	1	0	0	0	1	0	0	0	0	0	1	0	0	0	.200	.200
	2009	.346	20	78	11	27	41	6	1	2	11	0	0	2	7	0	12	4	2	3	.526	.414
	TOTAL	.355	104	423	77	150	250	32	7	18	85	1	2	12	20	1	70	16	5	5	.591	.398
Kennedy, Adam	2005	.412	4	17	4	7	8	1	0	0	4	0	1	0	2	0	2	2	0	0	.471	.450
Kielty, Bobby	2000	.242	9	33	8	8	12	4	0	0	2	0	0	0	7	0	10	0	0	0	.364	.375
Kiniry, Rian	2011	.302	41	116	12	35	46	6	1	1	14	1	0	0	9	0	20	7	2	2	.397	.352
Komatsu, Erik	2014	.067	7	15	1	1	2	1	0	0	1	1	0	0	2	0	3	0	0	1	.133	.167
Koskie, Corey	1998	.301	135	505	91	152	272	32	5	26	105	0	10	8	51	4	104	15	7	17	.539	.374
Kotchman, Casey	2004	.372	49	199	32	74	111	22	0	5	38	0	2	5	14	0	25	0	0	9	.558	.423
	2005	.289	94	363	62	105	160	23	1	10	58	0	4	7	43	2	40	0	2	15	.441	.372
	2006	.000	3	7	0	0	0	0	0	0	1	0	0	0	1	0	1	0	0	1	.000	.000
	TOTAL	.315	146	569	94	179	271	45	1	15	97	0	6	12	58	2	66	0	2	25	.476	.386
Langerhans, Ryan	2012	.250	96	336	59	84	150	21	6	11	54	0	1	1	63	2	112	6	6	2	.446	.369
Latham, Chris	1996	.274	115	376	59	103	158	16	6	9	50	4	3	2	36	1	91	26	9	5	.420	.338
	1997	.309	118	492	78	152	208	22	5	8	58	4	1	4	58	0	110	21	19	8	.423	.386
	1998	.324	97	377	81	122	184	21	4	11	51	4	0	1	56	4	99	29	5	5	.488	.412
	1999	.322	94	382	93	123	208	24	8	15	51	4	2	1	54	2	95	18	13	5	.545	.405
	TOTAL	.307	424	1627	311	500	758	83	23	43	210	16	6	8	204	7	395	94	43	23	.466	.386
Lawton, Matt	1996	.297	53	212	40	63	102	16	1	7	33	1	0	1	1	0	11	0	1	1	.481	.304
LeCroy, Matt	1998	.308	3	13	2	4	11	1	0	2	4	0	0	0	0	0	7	0	0	0	.846	.308
	1999	.303	29	119	23	36	72	4	1	10	30	0	2	1	5	0	22	0	1	8	.615	.331
	2000	.308	16	65	15	20	40	5	0	5	15	0	0	0	4	0	11	0	0	4	.615	.348
	TOTAL	.305	48	197	40	60	123	10	1	17	49	0	2	1	9	0	40	0	1	12	.624	.335
Lennon, Patrick	1995	.400	34	115	26	46	79	15	0	6	29	0	1	1	12	2	29	2	1	1	.687	.461
Leonard, Mark	1996	.250	59	192	25	48	73	6	2	5	27	0	3	2	41	4	39	0	2	6	.380	.387
Lewis, Marc	1998	.293	119	444	61	130	205	31	1	14	68	3	2	1	23	0	64	10	11	16	.462	.328
Lidle, Kevin	2001	.295	30	88	10	26	36	7	0	1	10	2	1	3	9	0	27	2	1	0	.409	.398
Lindsey, Taylor	2014	.247	75	13	4	8	118	13	4	8	30	5	0	2	31	1	44	7	2	6	.400	.323
Long, Matt	2012	.282	98	347	54	98	160	19	8	9	46	3	7	2	34	0	63	15	6	3	.461	.344
	2013	.287	100	369	79	106	172	21	6	11	52	5	3	0	51	1	83	17	3	1	.466	.371
	2014	.261	64	241	48	63	91	11	1	5	29	3	0	0	37	2	65	18	1	2	.378	.360
	TOTAL	.279	262	957	181	267	423	51	15	25	127	11	10	2	122	3	211	50	10	6	.442	.358
Lopez, Norberto	2001	.000	2	5	0	0	0	0	0	0	0	0	0	0	0	0	1	0	0	0	.000	.000
Lopez, Rene	1996	.241	22	58	5	14	18	4	0	0	14	2	3	0	5	0	10	1	0	2	.310	.302
Lopez, Roberto	2011	.167	10	30	2	5	6	1	0	0	2	0	0	1	3	0	2	0	2	0	.200	.265
	2013	.289	127	432	59	125	189	26	4	10	68	5	3	4	34	0	74	11	4	14	.438	.342
	2014	.293	115	400	51	117	175	21	2	11	56	2	6	7	25	0	70	4	5	11	.438	.340
	TOTAL	.287	252	862	112	247	370	48	6	21	126	7	9	12	62	0	146	15	11	25	.429	.340
Lucas, Ed	2012	.262	118	412	61	108	168	20	2	12	52	4	3	6	28	0	82	5	4	12	.408	.316
Marsters, Brandon	1999	.200	11	25	4	5	9	1	0	1	8	0	0	0	2	0	6	0	0	1	.360	.259
Marte, Andy	2013	.362	26	94	23	34	54	2	0	6	18	0	2	0	7	0	16	0	0	1	.574	.398
Martinez, Brett	2005	.200	4	10	2	2	4	2	0	0	0	0	0	0	0	0	5	0	0	1	.400	.200
Martinez, Luis	2014	.262	53	191	25	50	77	15	0	4	22	2	0	4	15	0	33	0	0	8	.403	.329
Masteller, Dan	1994	.302	98	338	53	102	158	26	3	8	58	2	4	1	21	1	27	4	1	9	.467	.341
	1995	.303	48	152	25	46	82	10	7	4	18	1	3	3	15	3	17	4	1	3	.539	.370
	TOTAL	.302	146	490	78	148	240	36	10	12	76	3	7	4	36	4	44	8	2	12	.490	.350
Matthis, Jeff	2005	.276	112	427	78	118	213	26	3	21	73	5	4	1	42	1	85	4	3	7	.499	.340
	2006	.289	99	384	62	111	165	33	3	5	45	0	5	2	26	1	75	3	1	6	.430	.333
	2007	.244	66	250	39	61	94	14	2	5	26	2	2	2	17	0	45	3	1	8	.376	.295
	2010	.242	9	33	6	8	14	1	1	1	5	0	0	0	4	0	10	0	0	1	.424	.324
	TOTAL	.272	286	1094	185	298	486	74	9	32	149	7	11	5	89	2	215	10	5	22	.444	.327
Matranga, David	2005	.239	56	176	31	42	67	12	2	3	19	6	2	3	31	0	39	6	3	2	.381	.358
McCarty, David	1994	.253	55	186	32	47	71	9	3	3	19	1	2	4	35	0	34	1	3	9	.382	.257
McAnulty, Paul	2010	.302	73	275	43	83	133	18	1	10	54	0	3	0	27	2	39	0	1	6	.484	.361
	2011	.311	118	444	67	138	236	41	0	19	79	1	5	3	42	2	92	5	3	8	.532	.370
	2012	.247	80	275	44	68	138	23	1	15	56	0	2	1	48	2	73	1	2	4	.502	.359
	TOTAL	.291	271	994	154	289	507	82	2	44	189	1	10	4	117	6	204	6	6	18	.510	.364

ALL-TIME STATS

All-Time Salt Lake Stats - Hitting

PLAYER	SEASONS	AVG	G	AB	R	H	TB	2B	3B	HR	RBI	SH	SF	HBP	BB	1BB	SO	SB	CS	DP	SLG	OBP
McIntosh, Tim	1994	.338	118	464	87	157	245	34	0	18	96	2	6	14	26	0	48	1	0	10	.528	.391
McPherson, Dallas	2004	.313	67	259	54	81	176	19	0	20	57	0	1	1	23	4	95	6	3	5	.680	.376
	2005	.278	14	54	8	15	38	1	2	6	19	0	2	0	7	0	20	1	2	1	.704	.349
	2006	.250	56	208	35	52	124	11	5	17	45	0	4	4	15	0	88	3	1	0	.596	.307
	TOTAL	.284	137	521	97	148	338	31	7	43	121	0	7	5	45	4	203	10	6	6	.649	.343
Melillo, Kevin	2011	.284	46	155	21	44	65	9	0	4	19	0	1	0	25	1	29	5	2	5	.419	.381
Mercado, Jr, Orlando	2011	.250	5	16	1	4	5	1	0	0	1	0	0	0	2	0	2	0	0	0	.313	.333
Merloni, Lou	2005	.320	6	25	6	8	11	3	0	0	6	0	0	1	2	0	5	0	0	1	.440	.393
Meyer, Drew	2010	.276	32	116	15	32	44	7	1	1	13	1	0	0	12	0	24	1	1	1	.379	.344
Mientkiewicz, Doug	2000	.334	130	485	96	162	254	32	3	18	96	3	8	3	61	2	68	9	5	17	.524	.406
Miller, Damian	1995	.285	83	295	39	84	118	23	1	3	41	5	2	3	15	1	39	2	4	11	.400	.324
	1996	.286	104	385	54	110	160	27	1	7	55	2	4	6	25	2	58	1	4	13	.416	.336
	1997	.338	85	314	48	106	164	19	3	11	82	1	3	3	29	0	62	6	1	7	.522	.395
	TOTAL	.302	272	994	141	300	442	69	5	21	178	8	9	12	69	3	159	9	9	31	.445	.351
Miller, Travis *	1998	.000	1	1	0	0	0	0	0	0	0	0	0	0	0	0	0	0	0	0	.000	.000
Moeller, Chad	2000	.287	47	167	30	48	78	13	1	5	20	1	1	0	9	1	45	0	1	6	.467	.322
Molina, Benji	2001	.278	5	18	2	5	6	1	0	0	3	0	0	0	2	0	3	0	0	2	.333	.350
Molina, Jose	2001	.300	61	213	29	64	92	11	1	5	3	6	0	2	14	0	49	1	2	7	.432	.349
	2002	.307	79	290	39	89	119	14	2	4	43	7	2	4	12	1	60	0	3	4	.410	.341
	TOTAL	.304	140	503	59	153	211	25	3	9	74	13	2	6	26	1	109	1	5	11	.419	.345
Molitor, Paul	1998	.500	2	10	0	5	6	1	0	0	0	0	0	0	0	0	0	0	0	1	.600	.500
Mondesi, Raul	2004	.333	2	6	1	2	5	0	0	1	2	0	0	0	1	0	2	0	0	0	.833	.429
Moore, Jeremy	2011	.298	113	425	76	127	232	24	18	15	66	4	6	3	21	0	114	21	10	6	.545	.331
Morales, Kendry	2006	.320	66	256	41	82	133	13	1	12	52	0	1	2	14	0	40	0	3	6	.520	.359
	2007	.341	64	255	42	87	124	20	1	5	37	0	1	4	15	1	30	0	2	3	.486	.385
	2008	.341	78	317	46	108	172	19	0	15	64	0	3	1	19	3	43	1	3	9	.543	.376
	TOTAL	.335	208	828	129	277	429	52	2	32	153	0	5	7	48	4	113	1	8	19	.518	.374
Moreta, Ramon	2001	.286	2	7	0	2	2	0	0	0	1	0	0	0	0	0	0	0	1	0	.286	.286
Morgan, Scott	2001	.265	128	501	93	133	262	39	3	28	83	0	2	5	41	4	117	2	0	10	.523	.326
Moriarty, Mike	1998	.224	64	161	21	36	57	8	2	3	19	2	1	1	22	0	39	2	1	1	.354	.319
	1999	.258	128	380	63	98	145	21	7	4	51	11	5	6	56	1	62	6	4	9	.382	.358
	2000	.249	127	390	73	97	167	23	4	13	55	9	4	5	63	0	58	1	2	9	.428	.357
	TOTAL	.248	319	931	157	231	369	52	13	20	125	22	10	12	141	1	159	5	2	6	.396	.351
Morrissey, Adam	2008	.299	32	107	14	32	54	7	0	5	15	0	0	0	10	0	23	1	0	3	.505	.359
Mulroy, Sam	2012	1.000	1	1	1	1	1	0	0	0	0	0	0	0	0	0	0	0	0	0	1.000	1.000
Murphy, Nate	2001	.249	53	177	28	44	69	8	1	5	21	2	0	2	16	1	53	1	3	2	.390	.318
Murphy, Tommy	2006	.302	73	285	43	86	129	16	3	7	36	2	1	3	19	2	62	6	13	1	.453	.351
	2007	.270	80	307	36	83	125	18	6	4	32	3	2	2	23	0	67	15	10	4	.407	.323
	TOTAL	.285	153	592	79	169	254	34	9	11	68	5	3	5	42	2	129	21	23	5	.423	.336
Myers, Corey	2006	.263	52	156	23	41	52	5	0	2	12	0	1	1	19	0	29	1	1	3	.333	.345
Napoli, Mike	2006	.244	21	78	12	19	34	6	0	3	10	0	0	4	8	0	29	1	1	0	.436	.344
Navarro, Efren	2011	.317	133	492	76	156	240	36	6	12	73	4	7	2	42	1	78	5	5	10	.488	.368
	2012	.294	141	528	79	155	213	35	1	7	71	0	10	3	36	1	70	3	2	5	.403	.336
	2013	.326	134	513	83	167	233	39	3	7	81	0	3	2	68	1	99	8	5	19	.454	.404
	2014	.326	72	273	45	89	126	19	3	4	50	0	1	1	43	1	47	2	1	6	.462	.418
	TOTAL	.314	480	1806	283	567	812	129	13	30	275	4	21	8	189	4	294	18	13	40	.450	.378
Nelson, Chris	2013	.328	34	134	20	44	73	11	0	6	24	0	3	0	8	0	23	4	0	3	.545	.361
Nicholas, Darrell	1999	.293	106	348	55	102	140	19	2	5	44	7	1	4	33	0	76	14	7	6	.402	.360
Nieves, Abel	2006	.111	3	9	1	1	1	0	0	0	0	0	0	0	1	0	2	0	1	1	.111	.200
	2009	.262	20	61	5	16	18	2	0	0	5	0	0	0	12	0	15	0	2	5	.295	.384
	2010	.188	7	16	1	3	3	0	0	0	0	0	0	1	3	0	6	0	0	1	.188	.350
	TOTAL	.233	30	86	7	20	22	2	0	0	5	0	0	1	16	0	23	0	3	7	.256	.359
Nieves, Jose	2001	.329	61	258	50	85	141	15	4	11	37	2	2	3	8	0	36	8	7	3	.547	.354
	2002	.286	15	63	12	18	35	3	1	4	13	0	0	0	4	0	6	2	1	1	.556	.328
	TOTAL	.321	76	321	62	103	176	18	5	15	50	2	2	3	12	0	42	10	8	4	.548	.349
Nieves, Wil	2003	.283	102	361	48	102	134	16	2	4	38	3	5	1	25	3	53	1	2	8	.371	.327
	2004	.297	108	421	60	125	193	22	8	10	53	1	1	0	12	0	64	3	6	11	.458	.316
	TOTAL	.290	210	782	108	227	327	38	10	14	91	4	6	1	37	3	117	4	8	19	.418	.321
Oeltjen, Trent	2013	.255	99	333	60	85	161	30	2	14	49	4	3	10	37	0	110	21	7	5	.423	.345

All-Time Salt Lake Stats - Hitting

PLAYER	SEASONS	AVG	G	AB	R	H	TB	2B	3B	HR	RBI	SH	SF	HBP	BB	1BB	SO	SB	CS	DP	SLG	OBP
Ogden, Jamie	1996	.263	123	448	80	118	198	22	2	18	74	2	2	2	45	6	105	17	2	9	.442	.332
	1997	.286	97	367	67	105	175	18	5	14	53	0	0	2	35	2	99	14	3	11	.477	.351
	1998	.250	94	272	29	68	102	16	0	6	32	3	0	2	16	0	65	4	2	7	.375	.297
	TOTAL	.268	314	1087	176	291	475	56	7	38	159	5	2	6	96	8	269	35	7	27	.437	.330
O'Malley, Shawn	2014	.330	89	318	60	105	151	19	9	3	38	9	3	7	39	0	44	13	4	4	.475	.411
Ortiz, David	1997	.214	10	42	5	9	22	1	0	4	10	0	0	0	2	0	11	0	1	4	.524	.250
	1998	.243	11	37	5	9	18	3	0	2	6	0	0	0	3	0	9	0	0	0	.486	.300
	1999	.235	130	476	85	150	281	35	3	30	110	0	5	3	79	5	105	2	2	8	.590	.412
	TOTAL	.303	151	555	95	168	321	39	3	36	126	0	5	3	84	5	125	2	3	12	.578	.394
Owens, Jayhawk	1998	.205	52	161	19	33	51	9	0	3	16	2	1	2	13	0	63	1	2	1	.317	.271
Parra, Jose *	1997	.000	50	1	0	0	0	0	0	0	0	0	0	0	0	0	0	0	0	0	.000	.000
Patchett, Gary	2007	.253	77	221	33	56	58	2	0	0	18	5	1	3	17	0	49	1	1	5	.262	.314
	2008	.239	95	318	30	76	103	11	2	4	35	8	3	4	29	0	81	2	3	6	.324	.308
	2009	.244	91	307	37	75	100	9	2	4	26	5	3	5	18	0	58	0	6	5	.326	.294
	2010	.255	60	196	18	50	59	4	1	1	25	6	4	6	14	1	51	0	2	3	.301	.318
	TOTAL	.247	323	1042	118	257	320	26	5	9	104	24	11	18	78	1	239	3	12	19	.307	.307
Paul, Josh	2005	.273	9	33	6	9	13	4	0	0	6	0	0	0	6	1	7	0	0	0	.394	.385
Pavkovich, Adam	2003	.200	1	5	0	1	1	0	0	0	0	0	0	0	0	0	0	0	0	0	.200	.200
	2005	.269	106	342	50	92	143	19	4	8	51	7	5	3	27	1	65	5	6	9	.418	.354
	2006	.246	104	317	40	78	131	16	2	11	46	3	8	3	35	0	66	7	6	11	.413	.320
	2007	.267	88	281	43	75	108	25	1	2	32	1	2	4	29	0	57	3	7	10	.384	.342
	2008	.280	121	450	76	126	225	25	4	22	80	3	4	5	38	1	107	8	3	5	.500	.340
	2009	.242	111	397	44	96	138	20	2	6	44	7	3	1	28	0	69	8	2	9	.448	.291
	TOTAL	.261	511	1792	253	467	745	105	13	49	253	21	22	16	157	2	364	31	24	44	.405	.339
Pelaez, Alex	2004	.317	92	353	43	112	161	18	2	9	60	0	7	1	20	2	48	1	1	10	.456	.349
Pettit, Chris	2009	.321	96	371	70	119	179	30	3	8	58	1	3	8	31	0	62	18	2	9	.482	.383
	2011	.167	59	209	23	35	56	8	2	3	33	3	3	5	23	0	51	3	4	5	.268	.263
	TOTAL	.266	155	580	93	154	235	38	5	11	91	4	6	13	54	0	113	21	6	14	.405	.338
Perez, Darwin	2010	.191	13	47	4	9	14	0	1	1	7	3	0	1	2	0	13	0	1	1	.298	.240
Pierzynski, A.J.	1998	.255	59	208	29	53	85	7	2	7	30	2	1	0	9	2	24	3	1	4	.409	.284
	1999	.259	67	228	29	59	72	10	0	1	25	2	0	0	16	0	29	0	0	11	.316	.307
	2000	.335	41	155	22	52	80	14	1	4	25	2	3	1	5	1	22	1	1	3	.516	.354
	TOTAL	.277	167	591	80	164	237	31	3	12	80	6	4	1	30	3	75	4	2	28	.401	.312
Porter, Greg	2007	.345	56	200	38	69	102	12	0	7	33	0	1	2	18	0	44	4	0	10	.510	.403
Pose, Scott	1995	.310	70	203	41	63	74	9	1	0	19	3	3	1	29	2	28	13	4	2	.365	.399
Pride, Curtis	2004	.431	19	65	13	28	44	8	1	2	10	1	1	1	4	0	12	2	0	0	.677	.465
	2005	.289	82	280	44	81	137	17	6	9	56	0	0	1	49	3	65	10	5	6	.489	.397
	2006	.311	87	273	54	85	127	18	0	8	44	1	2	1	54	3	75	21	6	10	.465	.424
	2007	.196	20	56	9	11	17	6	0	0	4	0	1	2	5	0	17	4	0	3	.304	.281
	TOTAL	.304	208	674	120	205	325	49	7	19	114	2	4	5	112	6	169	37	11	19	.482	.405
Prieto, Chris	2005	.317	97	363	71	115	166	18	12	3	45	12	3	5	60	1	41	26	10	3	.457	.417
Pritchett, Chris	2001	.303	125	476	66	144	237	36	3	17	75	2	3	1	45	5	102	3	2	7	.498	.362
Quinlan, Robb	2002	.333	136	528	95	176	293	31	13	20	112	0	15	4	41	2	93	8	2	16	.555	.376
	2003	.310	95	393	55	122	175	18	4	9	68	0	2	1	25	2	59	10	3	9	.445	.352
	2004	.296	27	108	15	32	49	9	1	2	17	0	0	0	14	1	14	1	1	3	.454	.377
	2005	.383	15	60	13	23	32	6	0	1	4	0	0	0	2	0	8	0	0	4	.533	.403
	2010	.258	34	128	13	33	39	6	0	0	8	1	0	0	15	0	23	1	0	9	.305	.336
	TOTAL	.317	307	1217	191	386	588	70	18	32	209	1	17	5	97	5	197	20	6	41	.483	.365
Quinlan, Tom	1995	.279	130	466	78	130	215	22	6	17	88	1	6	15	39	2	124	6	3	12	.461	.350
	1996	.282	121	491	81	139	224	38	1	15	81	0	8	15	38	2	121	4	8	8	.456	.348
	TOTAL	.281	251	957	159	269	439	60	7	32	169	1	14	30	77	4	245	10	11	20	.459	.349
Raabe, Brian	1994	.321	123	474	78	152	193	26	3	3	49	0	8	1	50	1	11	9	8	19	.407	.381
	1995	.305	112	440	88	134	187	32	6	3	60	2	7	3	45	2	14	15	0	12	.425	.368
	1996	.351	116	482	103	169	270	39	4	18	69	2	4	4	47	2	19	8	8	12	.560	.410
	TOTAL	.326	351	1396	269	455	650	97	13	24	178	4	19	8	142	5	44	32	16	43	.466	.391
Radmanovich, Ryan	1997	.264	133	485	92	128	245	25	4	28	78	1	5	4	67	7	138	11	4	4	.505	.358
Ramirez, Julio	2002	.273	39	139	17	38	57	3	5	2	10	1	0	1	4	0	31	8	3	2	.410	.299
	2003	.279	110	402	50	112	171	17	6	10	48	0	5	5	12	0	86	16	6	7	.425	.304
	TOTAL	.277	149	541	67	150	228	20	11	12	58	1	5	6	16	0	117	24	9	9	.421	.303

All-Time Salt Lake Stats - Hitting

PLAYER	SEASONS	AVG	G	AB	R	H	TB	2B	3B	HR	RBI	SH	SF	HBP	BB	1BB	SO	SB	CS	DP	SLG	OBP
Rath, Gary*	1999	.000	21	0	1	0	0	0	0	0	0	0	0	0	0	0	0	0	0	0	.000	.000
Reimer, Kevin	1996	.285	54	193	29	55	94	9	0	10	33	0	3	5	11	3	31	4	1	4	.487	.340
Remole, Cliff	2006	.214	4	14	2	3	3	0	0	0	1	0	0	0	0	0	3	0	0	0	.214	.214
Richardson, Brian	1999	.277	130	451	77	125	210	23	4	18	73	2	8	6	54	0	104	0	0	10	.466	.356
	2000	.252	42	155	20	39	48	7	1	0	17	0	1	1	6	0	35	2	0	3	.310	.282
TOTAL		.271	172	606	97	164	258	30	5	18	90	2	9	7	60	0	139	2	0	13	.425	.339
Richardson, Kevin	2011	.278	73	241	35	67	116	17	1	10	45	1	0	5	22	1	90	0	1	5	.481	.351
Riggs, Adam	2003	.294	103	394	59	116	193	35	0	14	82	1	10	5	37	0	67	8	2	13	.490	.354
	2004	.331	112	450	104	149	285	33	8	29	90	2	7	4	30	2	80	8	3	5	.633	.373
TOTAL		.314	215	844	163	265	478	68	8	43	172	3	17	9	67	2	147	16	5	18	.566	.364
Rivas, Luis	2000	.318	41	157	33	50	75	14	1	3	25	0	1	2	13	0	21	7	4	3	.478	.376
Rivera, Juan	2006	.556	2	9	3	5	11	3	0	1	6	0	0	0	1	0	0	0	0	1	1.222	.600
	2007	.262	15	61	4	16	24	8	0	0	17	0	1	0	3	0	6	0	0	8	.393	.292
TOTAL		.300	17	70	7	21	35	11	0	1	23	0	1	0	4	0	6	0	0	9	.500	.333
Roberson, Kevin	2000	.250	36	120	22	30	57	7	1	6	26	0	3	2	12	0	38	0	0	3	.475	.321
Rodriguez, Javy	2004	.263	20	80	9	21	29	3	1	1	7	0	1	0	6	0	13	1	4	1	.363	.310
Rodriguez, Luis	2013	.267	118	439	58	117	183	28	4	10	72	1	7	3	41	0	48	1	4	16	.417	.329
Rodriguez, Sean	2006	.000	1	2	0	0	0	0	0	0	0	0	0	0	0	0	0	0	0	0	.000	.000
	2008	.306	66	248	68	76	160	19	1	21	52	2	1	9	29	0	45	4	1	4	.645	.394
	2009	.299	103	365	81	109	225	17	6	29	93	3	3	13	51	0	119	9	2	5	.616	.400
TOTAL		.301	179	615	149	185	385	36	7	50	145	5	4	22	80	0	164	13	3	9	.626	.398
Romine, Andrew	2011	.281	105	381	67	107	132	9	2	4	35	8	0	4	45	0	87	23	6	4	.346	.363
	2012	.285	87	351	57	100	137	11	7	4	39	7	2	4	24	1	46	23	10	2	.390	.336
	2013	.287	89	363	61	104	142	16	5	4	49	4	2	4	43	3	68	15	6	6	.391	.367
TOTAL		.284	281	1095	185	311	411	36	14	12	123	19	4	12	112	4	201	61	22	12	.375	.356
Rosario, Alberto	2008	.333	1	3	1	1	1	0	0	0	0	0	0	0	0	0	0	0	0	0	.333	.333
	2012	.221	21	77	6	17	23	3	0	1	8	1	0	1	4	0	17	4	1	1	.299	.268
TOTAL		.225	22	80	7	18	24	3	0	1	8	1	0	1	4	0	17	4	1	1	.300	.271
Rosario, Anderson	2006	.118	18	17	0	2	2	0	0	0	0	0	0	0	0	0	11	0	1	1	.118	.118
	2007	.000	3	1	0	0	0	0	0	0	0	0	0	0	1	0	0	1	0	0	.000	.500
TOTAL		.111	21	18	0	2	2	0	0	0	0	0	0	0	1	0	11	1	1	1	.111	.158
Ross, Chance	2013	.421	6	19	2	8	11	1	1	0	5	1	0	0	0	0	4	1	0	0	.579	.421
Rupp, Chad	1997	.272	117	426	77	116	245	19	7	32	94	3	6	7	49	1	112	2	1	10	.575	.352
	1998	.291	115	413	78	120	211	25	3	20	89	1	8	6	61	4	105	8	3	3	.511	.383
	1999	.193	37	119	18	23	27	3	0	7	18	0	3	2	17	0	48	3	0	4	.395	.298
TOTAL		.270	269	958	173	259	503	47	10	59	201	4	17	15	127	5	275	13	4	17	.525	.359
Russo, Paul	1994	.296	35	115	18	34	50	7	0	3	17	0	3	2	12	0	28	0	3	4	.435	.372
Ryal, Rusty	2013	.400	2	5	1	2	3	1	0	0	1	0	0	0	1	0	0	0	0	1	.600	.500
Ryan, Jason*	2000	1.000	18	1	1	1	2	1	0	0	0	0	0	0	0	0	0	0	0	0	2.000	1.000
Ryan, Michael	2000	.222	3	9	1	2	2	0	0	0	2	0	0	0	3	0	2	0	0	1	.222	.417
	2010	.277	81	307	48	85	127	22	4	4	37	2	5	0	24	0	46	2	0	8	.414	.324
TOTAL		.275	84	316	49	87	129	22	4	4	39	2	5	0	27	0	48	2	0	9	.408	.328
Salazar, Oscar	2003	.308	7	26	5	8	15	2	1	1	4	0	1	0	3	0	4	0	0	1	.577	.367
Sandoval, Freddy	2008	.335	131	525	92	176	270	45	2	15	88	4	7	4	47	3	74	6	3	20	.514	.389
	2009	.300	67	277	46	83	127	16	5	6	46	0	0	0	26	2	39	12	3	6	.458	.360
	2010	.210	22	81	13	17	20	1	1	0	10	0	0	2	12	1	12	0	0	0	.247	.326
	2011	.280	44	157	24	44	65	7	1	4	20	2	3	1	14	1	29	5	2	3	.414	.337
TOTAL		.308	264	1040	175	320	482	69	9	25	164	6	10	7	99	7	154	23	8	29	.463	.369
Sears, Todd	2000	.364	3	11	2	4	8	1	0	1	4	0	0	0	1	0	2	0	0	1	.727	.417
Segura, Jean	2009	.421	7	19	2	8	10	2	0	0	2	0	0	0	0	0	4	0	0	0	.526	.421
Shave, Jon	1997	.329	103	395	75	130	184	27	3	7	60	1	8	6	39	0	62	6	6	9	.466	.391
	1998	.338	90	317	63	107	141	20	1	4	41	5	1	13	34	1	46	8	9	7	.445	.422
TOTAL		.333	193	712	138	237	325	47	4	11	101	6	9	19	73	1	108	14	15	16	.456	.405
Shelton, Ben	1995	.242	9	33	7	8	14	1	1	1	6	0	0	0	6	0	16	0	0	0	.424	.359
Short, Rick	2002	.356	105	410	71	146	200	29	2	7	68	0	4	9	23	1	43	3	2	4	.488	.399
Shuck, J.B.	2014	.320	102	406	64	130	181	18	9	5	57	4	9	3	43	2	30	9	6	11	.446	.382
Simons, Mitch	1995	.325	130	480	87	156	207	34	4	3	46	4	2	10	47	2	45	32	16	9	.431	.395
	1996	.264	129	512	76	135	193	27	8	5	59	3	4	8	43	3	59	35	11	7	.377	.328
	1997	.299	115	462	87	138	207	34	10	5	59	9	5	5	47	4	48	26	5	7	.448	.366
TOTAL		.295	374	1454	250	429	607	95	22	13	164	16	11	23	137	9	152	93	32	23	.417	.362

ALL-TIME STATS

All-Time Salt Lake Stats - Hitting

PLAYER	SEASONS	AVG	G	AB	R	H	TB	2B	3B	HR	RBI	SH	SF	HBP	BB	1BB	SO	SB	CS	DP	SLG	OBP
Smith, Casey	2004	.273	69	256	32	70	89	9	2	2	27	4	1	1	18	0	37	8	2	4	.348	.322
	2005	.221	83	272	37	60	70	6	2	0	18	2	2	3	24	1	40	6	3	3	.257	.289
	2006	.280	110	397	62	111	158	27	4	4	55	8	4	4	21	1	57	4	8	6	.398	.319
	2007	.290	109	393	49	114	154	24	5	2	53	7	3	2	28	0	54	13	3	12	.392	.338
	TOTAL	.261	371	1318	180	355	471	66	13	8	153	21	10	10	99	2	188	31	16	25	.357	.323
Smith, Coby	2007	.158	9	19	6	3	3	0	0	0	4	0	2	1	3	0	4	4	1	1	.158	.280
	2008	.195	42	123	12	24	29	3	1	0	8	1	1	3	13	0	21	3	1	1	.236	.286
	2009	.143	4	14	1	2	2	0	0	0	0	0	0	0	0	0	1	0	1	1	.143	.143
	TOTAL	.186	55	156	19	29	34	3	1	0	12	1	3	4	16	0	26	7	3	3	.218	.274
Smith, Corey	2008	.174	7	23	1	4	7	0	0	1	2	0	0	0	2	1	8	0	0	2	.304	.240
Smith, Jeff	1997	.250	7	12	2	3	5	2	0	0	2	0	0	0	1	0	3	0	0	0	.417	.308
	1998	.254	23	67	9	17	20	3	0	0	2	2	0	0	4	0	13	0	0	2	.299	.296
	1999	.389	5	18	5	7	13	3	0	1	3	0	0	0	0	0	1	0	0	1	.722	.389
	2000	.286	25	84	10	24	34	4	0	2	9	0	0	1	2	1	20	1	0	1	.405	.310
	TOTAL	.282	60	181	26	51	72	12	0	3	16	2	0	1	7	1	37	1	0	4	.398	.312
Snider, Van	1995	.357	32	115	25	41	69	7	0	7	28	1	0	0	7	0	17	1	0	5	.600	.393
Snyder, Chris	2013	.342	21	79	14	27	54	6	0	7	21	1	0	0	6	0	22	0	1	1	.684	.388
Sorensen, Zach	2004	.309	95	359	73	111	144	16	4	3	37	6	6	0	45	0	58	22	5	6	.401	.380
	2005	.303	78	287	47	87	110	11	3	2	41	10	6	1	34	0	55	21	9	5	.383	.372
	TOTAL	.307	173	646	120	198	254	27	7	5	78	16	12	1	79	0	113	43	14	11	.393	.377
Specht, Brian	2004	.237	54	190	30	45	68	10	2	3	15	0	2	17	0	45	8	1	2	2	.358	.306
	2005	.308	73	263	40	81	133	18	5	8	36	1	0	2	25	0	47	12	7	2	.506	.372
	2006	.269	28	93	16	25	39	3	1	3	13	1	0	0	11	0	22	7	1	1	.419	.346
	TOTAL	.278	155	546	86	151	240	31	8	14	64	2	0	4	53	0	114	27	9	5	.440	.345
Stahoviak, Scott	1994	.318	123	437	96	139	231	41	6	13	94	0	6	5	70	5	90	6	8	12	.529	.413
	1995	.303	9	33	6	10	11	1	0	0	5	0	0	0	6	0	3	2	0	0	.333	.410
	1997	.214	8	28	5	6	12	0	0	2	10	0	0	1	5	0	8	0	0	1	.429	.353
	1998	.316	111	399	71	126	225	33	6	18	82	0	7	1	45	4	94	5	2	9	.564	.388
	TOTAL	.313	251	897	178	281	479	75	12	33	191	0	13	7	126	9	195	13	10	22	.534	.397
Statia, Hainley	2009	.000	4	6	2	0	0	0	0	0	0	0	0	0	2	0	2	0	0	0	.000	.250
	2010	.260	30	96	10	25	31	4	1	0	14	1	0	0	13	1	14	1	1	5	.323	.349
	TOTAL	.245	34	102	12	25	31	4	1	0	14	1	0	0	15	1	16	1	1	5	.304	.342
Stewart, Ian	2014	.198	36	121	21	24	42	3	0	5	13	0	1	2	18	0	42	1	0	1	.347	.310
Stricklin, Scott	1994	.000	2	2	0	0	0	0	0	0	0	0	0	0	0	0	0	0	0	0	.000	.000
Sumi, Ikko	2009	.000	1	1	0	0	0	0	0	0	0	0	0	0	0	0	0	0	0	0	.000	.000
Sutton, Nate	2009	.250	24	84	12	21	31	4	3	0	10	1	2	1	9	1	12	3	0	1	.369	.323
	2010	.259	113	397	63	103	142	19	7	2	38	3	2	4	46	1	72	13	7	13	.358	.341
	TOTAL	.258	137	481	75	124	173	23	10	2	48	4	4	5	55	2	84	16	7	14	.360	.338
Swift, Jimmy	2012	.500	1	2	0	1	3	0	1	0	1	0	0	0	0	0	1	0	0	0	1.500	.500
	2013	.303	33	109	11	33	46	7	0	2	10	2	1	2	4	0	27	2	0	4	.422	.336
	2014	.247	21	77	10	19	26	4	0	1	12	2	1	2	0	17	0	0	1	3	.338	.268
	TOTAL	.282	55	188	21	53	75	11	1	3	23	4	3	3	6	0	45	2	0	1	.399	.310
t'Hoen, E.J.	2001	.219	18	64	8	14	25	5	0	2	7	0	0	2	1	0	18	0	1	3	.391	.254
Thomas, Derrick	2008	.000	1	1	0	0	0	0	0	0	0	0	0	0	0	0	0	0	0	0	.000	.000
Thrower, Jake	2004	.298	120	456	73	136	190	29	2	7	65	1	7	4	41	0	53	5	2	9	.417	.356
Tolentino, Juan	2001	.277	114	452	70	125	199	35	3	11	66	4	3	5	25	0	87	17	4	7	.440	.320
Torres, Gabby	2000	.000	1	1	0	0	0	0	0	0	0	0	0	0	0	0	0	0	0	0	.000	.000
Trout, Mike	2012	.403	20	77	21	31	48	4	5	1	13	1	3	1	11	0	16	6	1	1	.623	.467
Trumbo, Mark	2010	.301	139	532	103	160	307	29	5	36	122	0	4	1	58	8	126	3	4	12	.577	.368
Urquhart, Derick	2002	.222	14	54	6	12	19	2	1	1	6	0	0	0	5	0	11	0	2	1	.352	.288
Valdez, Mario	2000	.366	88	317	76	116	196	24	1	18	85	1	6	3	57	3	46	1	1	10	.618	.460
Valentin, Javier	2000	.357	39	140	25	50	91	16	2	7	35	0	1	1	9	0	27	1	0	1	.650	.397
Velazquez, Gil	2011	.328	123	427	78	140	199	25	5	8	58	10	4	4	49	2	60	17	6	12	.466	.399
Walker, Brian	2010	.300	6	20	1	6	7	1	0	0	6	1	0	0	1	0	3	0	0	1	.350	.333
Walker, Chris	2008	.257	78	319	45	82	108	11	6	1	27	5	3	1	17	1	58	14	10	2	.339	.294
Walker, Todd	1996	.339	135	551	94	187	330	41	9	28	111	2	10	5	57	11	91	13	8	17	.599	.400
	1997	.345	83	322	69	111	166	20	1	11	53	2	7	1	46	3	49	5	5	10	.516	.420
	2000	.325	63	249	51	81	103	14	1	2	37	3	3	0	32	0	32	8	3	6	.414	.398
	TOTAL	.338	281	1122	214	379	599	75	11	41	201	7	20	6	135	14	172	26	16	33	.534	.406

All-Time Salt Lake Stats - Hitting

PLAYER	SEASONS	AVG	G	AB	R	H	TB	2B	3B	HR	RBI	SH	SF	HBP	BB	1BB	SO	SB	CS	DP	SLG	OBP
Wells, Vernon	2012	.308	7	26	2	8	15	1	0	2	3	0	0	2	0	0	6	3	0	2	.577	.357
Wesson, Barry	2003	.280	123	475	62	133	196	27	6	8	53	0	5	3	38	0	86	17	3	10	.413	.334
	2004	.233	45	163	17	38	57	10	0	3	24	3	3	0	16	1	35	4	1	3	.350	.297
	TOTAL	.268	168	638	79	171	253	37	6	11	75	3	8	3	54	1	121	21	4	13	.397	.324
Wheeler, Ryan	2014	.326	25	92	13	30	37	1	0	2	15	0	2	0	8	1	19	0	0	2	.402	.373
Widlansky, Robbie	2013	.367	16	49	10	18	25	1	0	2	11	0	1	1	8	0	9	0	0	0	.422	.336
Willits, Reggie	2006	.327	97	352	85	115	150	18	4	3	39	4	2	2	77	2	50	31	15	5	.426	.448
	2008	.378	10	37	7	14	18	2	1	0	4	1	0	0	5	0	6	1	1	0	.486	.452
	2009	.261	62	234	40	61	76	10	1	1	27	4	6	2	34	0	44	11	4	5	.325	.351
	2011	.260	65	227	36	59	68	5	2	0	15	7	0	2	44	0	46	5	4	2	.300	.385
	TOTAL	.293	234	850	168	249	312	35	8	4	85	16	8	6	160	2	146	48	24	12	.367	.405
Williams, Eddie	1999	.316	97	345	56	109	184	24	0	17	57	0	2	5	35	1	68	0	1	13	.533	.385
Williams, George	1999	.303	74	228	38	69	105	16	1	6	31	0	0	6	42	2	51	0	3	9	.461	.424
Wilson, Bobby	2007	.295	40	132	15	39	66	13	1	3	22	1	0	0	8	1	18	1	0	6	.477	.336
	2008	.312	72	260	33	81	113	20	0	4	45	3	2	4	29	1	45	0	0	5	.435	.386
	2009	.271	97	354	38	96	141	19	1	8	55	4	0	1	22	0	56	0	0	10	.398	.316
	2010	.500	3	6	2	3	6	0	0	1	3	1	1	0	4	0	1	0	0	1	1.000	.636
	2012	.286	2	7	0	2	2	0	0	0	0	0	0	0	0	0	1	0	0	0	.286	.286
	TOTAL	.291	214	759	88	221	328	52	2	16	125	9	3	5	63	2	121	1	0	22	.432	.348
Wilson, Gary*	1998	.000	10	1	0	0	0	0	0	0	0	0	0	0	0	0	0	0	0	0	.000	.000
Wipke, Flint	2008	.077	5	13	3	1	1	0	0	0	0	0	0	0	2	0	7	1	0	1	.077	.200
	2009	.214	5	14	2	3	6	0	0	1	3	0	0	0	2	0	3	0	0	0	.429	.313
	TOTAL	.148	10	27	5	4	7	0	0	1	3	0	0	0	4	0	10	1	0	1	.259	.258
Wood, Brandon	2005	.316	4	19	1	6	10	2	1	0	1	0	0	0	0	0	6	0	0	0	.526	.316
	2007	.272	111	437	73	119	217	27	1	23	77	0	5	1	45	0	120	10	1	10	.497	.338
	2008	.296	103	395	82	117	235	21	2	31	84	0	2	6	45	1	104	6	5	9	.595	.375
	2009	.293	99	386	65	113	215	28	4	22	72	0	4	2	36	3	80	1	1	11	.557	.353
	2010	.196	13	51	4	10	13	0	0	1	2	0	0	0	3	0	17	0	0	1	.255	.241
	TOTAL	.283	330	1288	225	365	690	78	8	77	236	0	11	9	129	4	327	17	7	31	.536	.350
Wooten, Shawn	2002	.262	10	42	2	11	13	2	0	0	7	0	0	1	0	0	11	0	0	1	.310	.279
Young, Matt	2013	.208	41	130	17	27	39	4	1	2	13	1	0	3	20	0	17	11	3	1	.300	.327
Zamora, Junior	2001	.300	6	20	3	6	15	1	1	2	4	0	0	0	2	0	3	0	0	0	.750	.364
Zaneski, Zach	2014	.250	5	12	0	3	4	1	0	0	0	1	0	0	0	0	6	0	0	0	.333	.250

*Indicates Pitcher

All-Time Salt Lake Stats - Pitching

All-Time Individual Bees

Career Pitching Stats

PITCHER	SEASONS	W-L	PCT	ERA	GP	GS	CG	SHO	SV	IP	H	R	ER	HR	HB	BB	IBB	SO	WP	BK
Adenhart, Nick	2008	9-13	.409	5.76	26	26	0	0	0	145.1	173	99	93	15	3	75	0	110	9	5
Albano, Marco	2008	0-0	.000	0.00	1	0	0	0	0	1.0	1	0	0	0	0	1	0	1	0	0
	2010	3-6	.333	6.52	15	10	0	0	0	59.1	67	43	43	3	2	43	0	31	1	0
	TOTAL	3-6	.333	6.41	16	10	0	0	0	60.1	68	43	43	3	2	44	0	32	1	0
Aldred, Scott	1997	3-3	.500	7.03	7	7	0	0	0	39.2	56	39	31	4	1	16	1	23	7	0
Aldridge, Ryan	2010	0-0	.000	6.00	3	0	0	0	1	3.0	7	2	2	0	1	0	0	4	0	0
Allen, Luke*	2005	0-0	.000	0.00	1	0	0	0	0	1.0	1	0	0	0	0	0	0	0	0	0
Alvarado, Giancarlo	2008	7-5	.583	4.27	26	23	1	0	0	130.2	123	69	62	14	6	64	1	131	6	0
Alvarez, Jose	2014	0-2	.000	6.75	6	6	0	0	0	30.2	35	25	23	8	4	15	0	17	0	0
Alvarez, Juan	2001	2-2	.500	4.95	48	1	0	0	0	67.1	68	42	37	13	0	41	0	94	4	5
Andrade, Steve	2004	0-1	.000	4.61	12	0	0	0	3	13.2	15	7	7	1	1	8	0	17	0	0
Andrews, Clayton	2005	8-8	.500	6.31	28	20	0	0	0	122.2	165	97	86	16	3	45	0	58	4	0
Arenas, Orangel	2013	1-5	.167	6.57	6	6	0	0	0	24.2	34	25	18	4	1	14	0	8	2	0
Armstrong, Chris	2008	1-0	1.000	5.06	5	0	0	0	0	5.1	4	3	3	0	1	4	0	1	2	0
Arnold, Mitch	2004	0-0	.000	13.50	4	0	0	0	0	6.2	15	10	10	1	0	4	0	2	0	1
Arredondo, Jose	2007	0-0	.000	3.00	2	0	0	0	0	3.0	2	1	1	0	0	2	0	1	0	0
	2008	1-1	.500	2.12	15	0	0	0	10	17.0	12	4	4	2	1	4	0	15	1	0
	2009	1-1	.500	2.18	19	0	0	0	1	20.2	13	7	5	1	2	14	1	24	1	0
	TOTAL	2-2	.500	2.21	36	0	0	0	11	40.2	27	12	10	3	3	20	1	39	2	0
Aspito, Jason *	2006	0-0	.000	18.00	1	0	0	0	0	1.0	5	2	2	1	0	0	0	0	0	0
Astacio, Hector	2004	0-0	.000	2.70	1	0	0	0	0	3.1	3	2	1	1	0	1	0	2	0	0
Austen, David	2008	1-1	.500	8.04	10	4	0	0	0	28.0	41	27	25	4	0	9	1	19	0	0
	2009	2-5	.286	7.17	10	8	0	0	0	42.2	59	37	34	4	1	13	0	20	2	1
	TOTAL	3-6	.333	7.51	20	12	0	0	0	70.2	100	64	59	8	1	22	1	39	2	1
Baez, Kevin *	1997	0-0	.000	0.00	2	0	0	0	0	2.0	1	0	0	0	0	2	0	1	1	0
Bailey, Dwayne *	2010	0-0	.000	27.00	1	2	3	3	0	1.0	2	3	3	0	0	2	0	1	0	0
Baptist, Travis	1997	4-1	.800	2.08	7	6	1	1	0	47.2	47	16	11	3	1	9	0	28	2	1
	1998	8-5	.615	3.12	21	21	1	0	0	135.2	128	53	47	12	4	41	1	98	7	1
	1999	1-3	.250	5.35	17	6	0	0	1	38.2	46	24	23	6	1	17	0	23	3	0
	TOTAL	13-9	.591	3.28	45	33	2	1	222.0	221	93	81	21	6	67	1	149	12	2	
Barcelo, Marc	1995	8-13	.381	7.05	28	28	2	0	0	143.0	214	131	112	19	6	59	2	63	4	2
	1996	2-2	.500	6.52	12	9	0	0	0	59.1	82	45	43	8	3	17	1	34	4	0
	TOTAL	10-15	.400	6.89	40	37	2	0	0	202.1	296	176	155	27	9	76	3	97	8	2
Barnes, John *	2000	0-0	.000	18.00	1	0	0	0	0	1.0	0	2	2	0	1	4	0	1	0	0
Bay, Bear	2011	8-11	.421	5.19	28	25	2	1	0	159.2	207	98	92	24	2	40	0	95	2	0
Beck, Brad	2005	0-0	.000	0.00	1	0	0	0	0	1.0	1	0	0	0	0	0	0	1	0	0
Bedrosian, Cam	2014	1-1	.500	7.71	8	0	0	0	2	7.0	5	6	6	0	3	6	1	10	0	0
Bell, Jason	1999	5-5	.500	6.37	18	15	0	0	0	76.1	96	58	54	12	3	35	0	72	4	1
Bell, Trevor	2009	3-4	.429	3.15	11	11	2	2	0	71.1	67	27	25	5	2	15	1	38	0	0
	2010	2-0	1.000	3.00	6	6	0	0	0	30.0	30	12	10	3	2	6	0	19	1	0
	2011	2-5	.286	6.27	11	10	0	0	0	56.0	71	41	39	10	2	13	1	49	5	0
	2012	1-6	.143	8.27	10	10	0	0	0	37.0	62	44	34	7	1	24	0	19	1	1
	TOTAL	8-15	.348	5.00	38	37	2	2	0	194.1	230	124	108	25	7	58	2	125	7	1
Beltre, Esteban*	1998	0-0	.000	0.00	1	0	0	0	0	0.1	1	1	0	0	0	0	0	0	0	0
Bennett, Erik	1996	3-1	.750	6.38	17	0	0	0	0	24.0	27	17	17	4	2	14	1	10	0	0
Berg, Jeremy	2011	1-1	.500	4.70	43	0	0	0	3	61.1	64	34	32	1	4	24	2	47	1	0
	2012	2-2	.500	3.97	46	1	0	0	0	70.1	70	33	31	8	5	19	3	68	0	0
	2013	5-0	1.000	2.71	52	0	0	0	1	76.1	69	24	23	6	5	17	0	69	0	0
	2014	3-2	.600	7.50	38	0	0	0	0	48.0	68	47	40	4	7	14	0	46	3	0
	TOTAL	11-5	.688	4.43	179	1	0	0	4	256.0	271	138	126	19	21	74	5	230	4	0
Bergman, Dusty	2002	1-1	.500	6.44	21	0	0	0	1	29.1	34	25	21	7	2	9	0	26	1	0
	2003	0-1	.000	20.25	1	0	0	0	0	1.1	5	5	3	0	0	1	0	0	0	0
	2004	1-2	.333	2.85	45	0	0	0	1	72.2	82	35	23	2	2	13	0	54	1	0
	2005	8-5	.615	3.17	44	0	0	0	8	71.0	77	25	25	10	0	18	0	55	3	0
	TOTAL	10-9	.526	3.72	111	0	0	0	10	174.1	198	90	72	19	4	41	0	135	5	0
Beverlin, Jason	2001	6-2	.750	4.23	19	12	1	0	0	83.0	82	41	39	9	0	19	0	65	0	0

ALL-TIME STATS

All-Time Salt Lake Stats - Pitching

PITCHER	SEASONS	W-L	PCT	ERA	GP	GS	CG	SHO	SV	IP	H	R	ER	HR	BB	IBB	SO	WP	BK	
Bland, Nathan	2006	7-6	.538	5.57	33	15	0	0	0	108.1	134	83	67	14	4	27	1	81	7	2
Bones, Ricky	1998	5-1	.833	3.42	8	8	0	0	0	47.1	41	20	18	5	3	19	1	41	1	0
Bonilla, Henry	2007	12-8	.600	5.78	29	29	1	0	0	165.0	203	114	106	22	7	50	0	90	3	0
	2008	5-2	.714	4.67	51	1	0	0	3	71.1	70	45	37	11	0	33	2	64	6	0
	TOTAL	17-10	.630	5.45	80	30	1	0	3	236.1	273	159	143	33	7	83	2	154	9	0
Bootcheck, Chris	2002	4-3	.571	3.88	9	9	1	1	0	58.0	64	29	25	5	2	16	0	38	1	0
	2003	8-9	.471	4.25	28	26	3	0	0	171.1	194	103	81	19	7	43	1	82	1	0
	2004	11-9	.550	5.12	28	28	3	1	0	163.1	202	109	93	22	6	60	2	105	7	0
	2005	7-4	.636	5.42	21	21	0	0	0	116.1	144	75	70	13	1	50	0	90	4	0
	2006	4-3	.571	6.72	40	5	0	0	1	65.2	84	56	49	10	6	34	0	43	5	0
	2008	0-0	.000	2.86	19	0	0	0	1	28.1	29	12	9	2	1	17	0	34	4	0
	TOTAL	34-28	.548	4.88	145	89	7	2	2	603.0	717	384	327	71	23	220	3	392	22	0
Borbon Jr., Pedro	2005	0-0	.000	6.75	8	0	0	0	0	5.1	7	4	4	1	1	3	0	4	0	0
Borland, Toby	2001	7-3	.700	2.30	45	1	0	0	3	74.1	53	25	19	2	2	29	0	92	9	0
Boshers, Buddy	2009	0-0	.000	0.00	2	0	0	0	0	1.1	1	0	0	0	0	0	0	1	0	0
	2013	1-0	1.000	3.66	16	0	0	0	1	19.2	18	11	8	1	0	12	1	26	3	1
	2014	1-0	1.000	6.23	11	0	0	0	0	13.0	10	9	9	1	0	13	0	12	0	0
	TOTAL	2-0	1.000	5.29	29	0	0	0	1	34.0	29	20	17	2	0	25	1	38	3	1
Bowers, Shane	1997	6-2	.750	4.79	9	9	1	0	0	56.1	64	35	30	12	3	14	0	46	2	0
	1998	9-7	.563	5.89	33	16	2	0	0	110.0	137	76	72	18	1	40	0	101	6	0
	1999	7-4	.636	5.68	31	18	0	0	0	122.0	149	86	77	25	1	54	0	103	11	0
	TOTAL	22-13	.629	5.59	73	43	3	0	0	288.1	350	197	179	55	5	108	0	250	19	0
Boyd, Jake	2014	0-0	.000	0.00	2	0	0	0	0	3.1	3	0	0	0	0	1	0	1	0	0
Brady, Michael	2014	0-2	.000	7.01	17	1	0	0	2	25.2	30	21	20	1	0	13	0	21	2	0
Brandt, Doug	2007	0-1	.000	31.50	1	1	0	0	0	2.0	8	7	7	0	0	1	0	0	0	0
Brasier, Ryan	2011	2-1	.667	5.00	25	0	0	0	3	27.0	26	16	15	2	0	9	0	26	1	0
	2012	7-3	.700	4.37	55	0	0	0	13	59.2	66	30	29	1	1	24	0	54	2	0
	2013	5-2	.714	4.13	38	0	0	0	10	56.2	69	31	26	6	0	16	1	57	3	0
	TOTAL	14-6	.700	4.40	118	0	0	0	26	143.1	161	77	70	9	1	49	0	137	6	0
Browning, Barret	2010	2-1	.667	6.54	26	1	0	0	0	42.2	61	33	31	4	3	22	1	41	5	0
	2011	2-1	.667	4.61	50	2	0	0	0	66.1	67	38	34	5	4	35	0	47	6	0
	TOTAL	4-2	.667	5.37	76	3	0	0	0	109.0	128	71	65	9	7	57	1	88	11	0
Brummett, Greg	1994	4-3	.571	5.53	13	13	0	0	0	71.2	90	49	44	10	2	28	1	44	6	0
Brunet, Mike	2004	2-8	.200	6.51	13	12	0	0	0	65.0	85	57	47	6	3	29	0	49	2	1
	2005	5-3	.625	7.53	19	0	0	0	0	28.2	37	25	24	4	2	12	0	25	6	0
	TOTAL	7-11	.389	6.82	32	12	0	0	0	93.2	122	82	71	10	5	41	0	74	8	1
Brunson, Wil	2001	2-2	.500	4.39	39	1	0	0	0	69.2	73	37	34	9	1	20	2	52	0	1
Bruske, Jim	2001	3-1	.750	4.89	27	5	0	0	1	57.0	70	35	31	9	4	10	0	58	3	0
Bryant, Shawn	1994	5-9	.357	6.27	33	21	1	0	2	139.1	168	112	97	16	5	65	1	59	13	1
	1995	4-1	.800	4.88	31	0	0	0	0	48.0	62	31	26	1	2	16	2	27	1	2
	TOTAL	9-10	.474	5.91	64	21	1	0	2	187.1	230	143	123	17	7	81	3	86	14	3
Buckner, Billy	2013	7-4	.636	4.87	18	18	0	0	0	94.1	101	61	51	7	2	50	0	77	4	1
Bulger, Jason	2006	2-2	.500	4.72	27	0	0	0	4	34.1	30	19	18	0	4	15	0	44	2	0
	2007	5-2	.714	3.76	49	0	0	0	10	52.2	51	24	22	4	1	24	1	81	3	1
	2008	4-0	1.000	0.63	37	0	0	0	16	43.0	25	3	3	0	1	22	1	75	5	0
	2010	0-0	.000	0.96	10	0	0	0	0	9.1	3	1	1	0	2	9	0	12	0	0
	2011	1-0	1.000	4.03	35	0	0	0	1	38.0	31	17	17	7	1	17	0	49	1	0
	TOTAL	12-4	.750	3.10	158	0	0	0	31	177.1	140	64	61	11	9	87	2	261	11	1
Burke, Jamie *	2002	0-0	.000	0.00	1	0	0	0	0	1.0	0	0	0	0	0	2	0	0	0	0
Busby, Mike	2000	0-0	.000	6.75	7	0	0	0	0	9.1	16	7	7	2	0	9	0	8	2	0
Cabrera, Daniel	2010	0-2	.000	11.70	3	3	0	0	0	10.0	14	13	13	1	1	7	0	8	2	0
Cabrera, Fernando	2013	1-3	.250	3.47	54	3	0	0	1	72.2	71	37	28	10	4	35	1	71	8	1
Cabrera, Francis	2009	0-0	.000	4.50	2	0	0	0	0	2.0	2	1	1	0	0	1	0	1	1	0
Callaway, Mickey	2002	9-2	.818	1.68	17	14	1	0	0	91.1	79	26	17	7	1	22	0	75	5	2
	2003	1-0	1.000	2.95	7	4	0	0	0	21.1	22	8	7	1	0	6	0	10	1	0
	TOTAL	10-2	.833	1.92	24	18	1	0	0	112.2	101	34	24	8	1	28	0	85	6	2
Campbell, Kevin	1994	3-2	.600	3.60	29	0	0	0	7	40.0	39	17	16	1	1	14	1	35	2	0
Carmona, Ysmael	2010	1-1	.500	3.18	6	0	0	0	0	5.2	5	2	2	0	0	6	0	7	2	0

ALL-TIME STATS

All-Time Salt Lake Stats - Pitching

PITCHER	SEASONS	W-L	PCT	ERA	GP	GS	CG	SHO	SV	IP	H	R	ER	HR	HB	BB	IBB	SO	WP	BK
Carpenter, David	2012	0-0	.000	2.75	15	0	0	0	1	19.2	10	6	6	2	1	2	1	8	1	0
	2013	5-1	.833	9.48	24	0	0	0	2	31.1	42	35	33	4	0	27	0	31	4	0
	2014	2-1	.667	3.34	21	1	0	0	3	29.2	30	11	11	0	0	12	0	22	1	0
	TOTAL	7-2	.778	5.58	60	0	0	0	6	80.2	82	52	50	6	1	41	1	61	6	0
Carrasco, Hector	1999	1-0	1.000	0.00	3	0	0	0	1	4.1	3	0	0	0	0	1	0	3	0	0
	1999	0-1	.000	6.55	36	0	0	0	2	34.1	34	25	25	5	3	19	1	26	6	0
	2014	0-1	.000	10.34	14	0	0	0	0	15.2	23	18	18	2	0	13	0	9	1	0
Carson, Rob	2010	3-4	.429	4.27	45	0	0	0	5	59.0	69	32	28	7	4	25	3	38	2	0
	2011	1-3	.250	4.64	18	0	0	0	0	21.1	23	13	11	2	0	10	0	12	1	0
	2012	4-1	.800	6.22	44	0	0	0	10	46.1	60	33	32	3	1	19	0	28	3	0
	TOTAL	8-8	.500	5.04	108	0	0	0	15	126.2	152	78	71	12	5	54	3	78	6	0
Castillo, Yeiper	2014	1-0	1.000	0.00	1	0	0	0	0	3.1	0	0	0	0	1	0	0	2	0	0
	2013	0-0	.000	4.50	5	2	0	0	0	12	18	6	6	0	0	4	0	5	0	0
	1999	0-0	.000	36.00	1	0	0	0	0	1.0	3	4	4	1	0	1	0	0	0	0
Chaffee, Ryan	2011	1-1	.500	6.52	4	1	0	0	0	9.2	13	8	7	3	0	4	0	8	1	0
	2014	1-2	.333	6.08	31	0	0	0	2	37.0	42	25	25	2	0	28	0	45	8	0
	TOTAL	2-3	.400	6.17	35	1	0	0	2	46.2	57	33	32	5	0	32	0	53	9	0
Chatwood, Tyler	2010	1-0	1.000	6.35	1	1	0	0	0	5.2	9	4	4	1	0	0	0	3	0	0
	2011	1-2	.333	5.06	4	4	0	0	0	16.0	21	11	9	2	2	11	0	11	1	0
	TOTAL	2-2	.500	5.40	5	5	0	0	0	21.2	30	15	13	3	2	11	0	14	1	0
Clay, Caleb	2014	3-7	.300	5.09	12	12	1	1	0	76.0	87	44	43	14	1	17	0	45	1	0
	2013	1-0	1.000	4.82	15	0	0	0	4	18.2	15	10	10	1	1	11	0	29	0	0
	2005	0-1	.000	7.71	11	1	0	0	0	23.1	29	20	20	7	4	9	0	12	2	0
	2006	0-1	.000	6.17	2	2	0	0	0	11.2	14	8	8	4	1	2	0	3	1	0
Colon, Bartolo	2007	2-0	1.000	2.40	3	3	0	0	0	15.0	12	4	4	0	0	3	0	8	0	0
	TOTAL	2-1	.667	4.05	5	5	0	0	0	26.2	26	12	12	4	1	5	0	11	1	0
	1994	0-2	.000	6.75	3	3	0	0	0	14.2	17	14	11	2	1	4	0	7	1	0
Cooper, Brian	2001	12-8	.600	4.63	28	28	1	0	0	173.0	181	98	89	26	9	58	0	109	6	0
	2013	2-3	.400	5.44	52	0	0	0	2	49.2	64	31	30	5	4	11	1	39	0	0
	2011	0-0	.000	0.00	1	0	0	0	0	2.2	2	0	0	0	0	0	0	3	0	0
Courtright, John	1995	3-7	.300	6.80	18	17	1	0	0	84.2	108	70	64	6	0	36	7	42	4	2
	2004	0-0	.000	54.00	1	0	0	0	0	0.1	1	2	2	0	0	1	0	0	0	0
	2000	4-4	.500	3.44	54	1	0	0	8	86.1	87	40	33	3	1	39	4	87	6	0
Cruz Chavez, Rafael	2006	0-0	.000	11.81	5	0	0	0	0	5.1	8	7	7	3	0	1	0	4	1	0
	1998	3-2	.600	5.93	17	1	1	1	0	30.1	37	21	20	2	1	18	1	19	5	3
	2002	3-2	.600	3.80	22	0	0	0	0	23.2	24	11	10	2	1	6	0	13	2	0
Cummings, Ryan	2003	1-3	.250	8.36	12	0	0	0	0	14.0	22	14	13	2	2	7	0	6	0	0
	TOTAL	4-5	.444	5.50	34	0	0	0	0	37.2	46	25	23	4	3	13	0	19	2	3
	2004	0-0	.000	1.08	2	2	0	0	0	8.1	3	2	2	1	1	7	0	6	0	0
Cyr, Eric	2005	5-5	.500	5.64	38	9	0	0	1	99.0	130	71	62	14	4	28	1	61	4	0
	TOTAL	5-5	.500	5.37	40	11	0	0	1	107.1	133	73	64	15	5	35	1	67	4	0
	2006	1-2	.333	5.79	4	4	1	0	0	23.1	32	16	15	3	0	6	0	17	1	0
Davidson, Daniel	2008	0-0	.000	2.35	4	0	0	0	0	7.2	7	2	2	1	1	0	0	2	0	0
	2009	2-3	.400	7.33	45	0	0	0	0	50.1	66	44	41	12	7	24	2	46	2	0
	2010	8-2	.800	5.17	16	16	0	0	0	87.0	98	51	50	14	2	28	0	63	6	0
	TOTAL	11-7	.611	5.77	69	20	1	0	0	168.1	203	113	108	30	10	58	2	128	9	0
DeHoyos, Gabe	2010	5-1	.833	3.06	38	0	0	0	1	82.1	72	31	28	4	5	33	0	80	6	0
	2013	1-0	1.000	5.14	13	1	0	0	0	21.0	24	14	12	1	2	8	0	13	1	0
	2013	1-0	1.000	2.70	3	0	0	0	1	3.1	1	1	1	0	0	2	0	1	0	0
DeLaRosa, Dane	2014	3-2	.600	5.33	27	0	0	0	3	25.1	21	16	15	2	0	18	0	21	3	0
	TOTAL	4-2	.667	5.02	30	0	0	0	4	28.2	22	17	16	2	0	20	0	22	3	0
	2009	9-9	.500	4.97	29	22	0	0	0	128.2	151	88	71	16	2	61	0	62	7	0
Diaz, Amalio	2010	5-6	.455	5.68	28	12	0	0	1	90.1	111	61	57	4	5	40	3	69	1	0
	2011	4-2	.667	5.85	34	1	0	0	0	60.0	65	50	39	5	9	37	0	42	5	1
	TOTAL	9-8	.529	5.76	62	13	0	0	1	150.1	176	111	96	9	14	77	3	111	6	1
Dillinger, John	2002	3-0	1.000	6.64	8	6	0	0	0	42.0	56	33	31	8	5	7	0	26	2	1
	2008	0-0	.000	0.00	1	0	0	0	0	1.0	1	0	0	0	0	1	0	1	0	0
	2003	0-0	.000	1.80	3	0	0	0	0	5.0	5	1	1	1	0	2	0	5	0	0

ALL-TIME STATS

All-Time Salt Lake Stats - Pitching

PITCHER	SEASONS	W-L	PCT	ERA	GP	GS	CG	SHO	SV	IP	H	R	ER	HR	HB	BB	IBB	SO	WP	BK
Donnelly, Brendan	2001	5-1	.833	2.40	29	0	0	0	1	41.1	38	11	11	4	0	8	0	50	2	0
	2002	4-0	1.000	3.48	25	0	0	0	6	33.2	27	13	13	5	2	11	0	42	2	1
	2004	0-0	.000	7.71	3	0	0	0	0	2.1	2	2	2	0	0	2	0	6	0	0
	TOTAL	9-1	.900	3.03	57	0	0	0	7	77.1	67	26	26	9	2	21	0	98	4	1
Downs, Kelly	1994	1-0	1.000	5.14	2	1	0	0	0	7.0	7	4	4	1	0	1	0	5	0	0
Dreyer, Steve	1997	1-0	1.000	7.36	27	0	0	0	2	44.0	65	38	36	4	1	10	2	34	1	0
Duncan, Chip	1997	0-0	.000	7.94	5	1	0	0	0	11.1	17	13	10	1	0	3	0	16	6	1
Duncan, Courtney	2003	0-0	.000	0.00	2	0	0	0	0	2.2	2	0	0	0	1	2	0	5	1	0
Dunn, Scott	2003	0-0	.000	11.74	6	0	0	0	0	7.2	9	10	10	1	0	10	0	11	1	0
	2004	10-4	.714	3.21	46	6	0	0	1	89.2	72	36	32	6	3	56	0	84	4	0
	2005	5-7	.417	3.82	47	6	0	0	9	92.0	83	44	39	7	1	41	1	98	5	0
	TOTAL	15-11	.577	3.85	99	12	0	0	10	189.1	164	90	81	14	4	107	1	193	10	0
Ekstrom, Mike	2013	2-2	.500	5.19	17	0	0	0	0	26.0	30	15	15	2	0	7	0	22	1	0
Emanuel, Brandon	2002	2-3	.400	7.25	7	7	0	0	0	36.0	59	29	29	9	1	11	0	27	1	0
	2003	6-10	.375	5.14	29	23	1	0	2	147.0	186	93	84	25	4	37	1	71	4	0
	2004	5-8	.385	6.08	38	7	0	0	3	84.1	115	68	57	14	0	56	0	84	3	0
	TOTAL	13-21	.382	5.72	74	37	1	0	5	267.1	360	190	170	48	6	104	1	182	8	0
Enright, Bary	2012	5-1	.833	2.73	8	8	1	1	0	52.2	42	19	16	3	2	19	0	30	1	0
	2013	7-7	.500	7.12	24	22	0	0	0	116.1	153	95	92	30	3	48	0	78	4	0
	TOTAL	12-8	.600	5.75	32	30	1	1	0	169.0	195	114	108	33	5	67	0	108	5	0
Escobar, Kelvim	2005	1-0	1.000	2.51	4	4	0	0	0	14.1	14	4	4	2	1	8	0	22	1	0
	2009	0-0	.000	7.20	1	1	0	0	0	5.0	8	5	4	0	1	2	0	1	0	0
	TOTAL	1-0	1.000	3.72	5	5	0	0	0	19.1	22	9	8	2	2	10	0	23	1	0
Espina, Renny	2001	0-0	.000	3.86	2	0	0	0	0	2.1	1	1	1	0	0	0	0	1	0	0
Esslinger, Cam	2004	1-0	1.000	7.43	8	0	0	0	0	13.1	19	11	11	2	3	8	0	8	0	2
Figueroa, Luis *	2009	0-0	.000	0.00	1	0	0	0	0	1	0	0	0	0	0	0	0	0	0	0
Fiore, Tony	1999	2-1	.667	3.47	40	0	0	0	19	46.2	45	21	18	1	2	26	3	38	3	1
Fish, Robert	2009	0-0	.000	0.00	1	0	0	0	0	0.2	0	0	0	0	1	0	0	0	0	0
Flores, Manuel	2011	0-0	.000	7.50	1	1	0	0	0	6.0	8	5	5	1	1	0	0	5	1	0
Gandarillas, Gus	1995	2-3	.400	6.44	22	0	0	0	2	29.1	34	23	21	5	1	19	4	17	5	0
	1997	1-0	1.000	3.18	11	2	0	0	2	22.2	22	8	8	1	1	6	1	13	1	0
	1998	4-5	.444	5.27	53	1	0	0	4	70.0	88	47	41	4	0	24	5	42	9	0
	1999	2-2	.500	4.55	42	0	0	0	2	61.1	73	37	31	8	2	20	4	47	7	1
	2000	9-4	.692	4.32	63	1	0	0	7	89.2	105	50	43	9	2	33	4	75	6	0
	TOTAL	18-14	.563	4.75	191	4	0	0	17	273.0	322	166	144	27	6	102	18	194	22	0
Garza, Chris	2000	1-1	.500	6.10	19	0	0	0	0	20.2	28	19	14	1	0	13	1	19	2	0
Gavaghan, Sean	1995	1-4	.200	5.51	35	0	0	0	5	47.1	53	32	29	3	3	31	3	28	3	1
Gelinas, Karl	2005	1-0	1.000	1.80	3	0	0	0	0	5.0	1	1	1	0	0	0	0	3	0	0
	2006	0-0	.000	3.80	1	1	0	0	0	5.0	5	2	2	1	0	0	0	1	0	0
	TOTAL	1-0	1.000	2.70	4	1	0	0	0	10.0	6	3	3	1	0	0	0	4	0	0
Geltz, Steven	2011	0-0	.000	21.60	2	0	0	0	0	1.2	4	4	4	0	0	2	0	1	0	0
	2012	0-1	.000	5.08	25	0	0	0	5	33.2	29	19	19	4	2	14	0	33	2	0
	TOTAL	0-1	.000	5.86	27	0	0	0	5	35.1	33	23	23	4	2	16	0	34	2	0
Graham, Caleb	2012	0-0	.000	27.00	1	0	0	0	0	1.0	2	3	3	2	0	1	0	1	0	0
Green, Nick	2008	8-8	.500	5.32	28	28	0	0	0	159.0	186	101	94	31	3	44	0	112	3	1
Green, Steve	2001	6-2	.750	3.66	10	10	1	0	0	59.0	59	30	24	3	3	13	0	40	0	0
	2003	9-5	.643	4.66	21	21	0	0	0	110.0	120	63	57	6	6	47	0	70	3	1
	2004	5-17	.227	7.66	29	29	1	0	0	136.1	186	131	116	14	5	85	0	93	8	1
	TOTAL	20-24	.455	5.81	60	60	2	0	0	305.1	365	224	197	23	14	145	0	203	14	2
Greene, Ricky	2000	2-2	.500	5.81	22	0	0	0	3	26.1	30	21	17	2	3	19	3	15	1	1
Gregg, Kevin	2003	7-4	.636	4.03	15	15	0	0	0	91.2	90	47	41	10	8	18	0	75	4	0
	2005	3-1	.750	3.89	7	6	0	0	0	34.2	36	15	15	2	2	10	0	36	3	0
	2006	1-0	1.000	0.00	3	2	0	0	0	10.0	5	0	0	0	0	0	0	8	0	0
	TOTAL	11-5	.688	3.70	25	23	0	0	0	136.1	131	62	56	12	10	32	0	119	7	0
Griffith, Dustin	2004	0-1	.000	3.86	3	1	0	0	0	7.0	7	4	3	0	0	1	0	5	1	0
Grube, Jarrett	2013	7-5	.583	4.47	22	21	0	0	0	108.2	113	62	54	12	9	48	0	104	10	0
	2014	8-9	.471	5.56	27	27	1	0	0	147.1	164	99	91	26	7	41	0	121	4	0
	TOTAL	15-14	.517	5.10	49	48	1	0	0	256.0	277	161	145	38	16	89	0	225	14	0
Guardado, Eddie	1994	12-7	.632	4.83	24	24	2	0	0	151.0	171	90	81	23	2	51	0	87	3	1

ALL-TIME STATS

All-Time Salt Lake Stats - Pitching

PITCHER	SEASONS	W-L	PCT	ERA	GP	GS	CG	SHO	SV	IP	H	R	ER	HR	HB	BB	IBB	SO	WP	BK
Gwyn, Marcus	2006	3-1	.750	3.65	50	0	0	0	6	66.2	66	33	27	6	4	30	0	56	16	0
	2007	2-1	.667	3.79	47	0	0	0	15	57.0	68	25	24	5	1	17	2	54	3	0
	TOTAL	5-2	.714	3.71	97	0	0	0	0	21	123.2	154	58	51	11	5	47	2	110	19
Hansell, Greg	1995	3-1	.750	5.01	7	5	0	0	0	32.1	39	20	18	3	1	4	1	17	3	1
Hanson, Tommy	2013	0-2	.000	5.49	4	4	0	0	0	19.2	23	14	12	5	1	6	0	15	0	0
Harris, Jeff	1998	8-0	1.000	5.91	25	0	0	0	3	32.0	38	24	21	4	0	19	4	24	3	0
	1999	4-3	.571	6.90	36	0	0	0	0	45.2	61	38	35	7	3	26	1	20	2	0
TOTAL	12-3	.800	6.49	61	0	0	0	0	3	77.2	99	62	56	11	3	45	5	44	5	0
Hawkins, LaTroy	1994	5-4	.556	4.08	12	12	1	0	0	81.2	92	42	37	8	5	33	0	37	4	2
	1995	9-7	.563	3.55	22	22	4	1	0	144.1	150	63	57	7	1	40	1	74	6	1
	1996	9-8	.529	3.92	20	20	4	1	0	137.2	138	66	60	11	3	31	3	99	6	0
	1997	9-4	.692	5.45	14	13	2	1	0	76.0	100	53	46	4	4	16	1	53	8	1
	2012	0-0	.000	0.00	2	1	0	0	0	2.0	1	0	0	0	0	1	0	1	0	0
TOTAL	32-23	.582	4.08	70	68	11	3	0	441.1	481	224	200	30	13	121	5	264	24	4	
Heaverlo, Jeff	2006	2-4	.333	7.14	20	6	0	0	0	51.2	62	51	41	9	0	36	0	34	3	0
Heid, Drew*	2014	0-0	.000	9.00	1	0	0	0	0	1.0	3	1	1	0	0	0	0	0	0	0
Henry, Jon	1994	4-4	.500	5.65	10	10	0	0	0	57.1	72	42	36	7	6	17	0	27	2	0
	1995	1-0	1.000	6.75	3	2	0	0	0	12.0	15	9	9	3	0	2	0	3	0	0
TOTAL	5-4	.556	5.84	13	12	0	0	0	0	69.1	87	51	45	10	6	19	0	30	2	0
Hensley, Matt	2002	7-5	.583	4.97	19	18	1	0	0	117.2	132	76	65	16	8	39	0	106	5	2
	2003	8-12	.400	4.89	27	27	1	0	0	158.1	194	105	86	16	11	49	0	85	4	1
	2004	1-3	.250	2.93	30	0	0	0	5	43.0	29	16	14	6	2	12	0	49	0	0
	2006	2-1	.667	5.40	20	0	0	0	2	33.1	41	24	20	3	2	11	0	27	3	1
	2007	1-0	1.000	3.52	2	2	0	0	0	7.2	6	3	3	0	0	2	0	9	0	0
TOTAL	19-21	.475	4.70	98	47	2	0	7	360.0	402	224	188	41	23	113	0	276	12	4	
Herrera, Yoslan	2014	4-4	.500	2.52	41	0	0	0	5	50.0	51	16	14	3	3	16	2	47	2	0
Hill, Jeremy	2009	3-4	.429	4.68	55	0	0	0	20	59.2	63	31	31	7	2	27	5	55	2	0
	2010	1-0	1.000	3.78	17	0	0	0	3	16.2	17	9	7	3	0	4	1	13	2	0
TOTAL	4-4	.500	4.48	72	0	0	0	0	23	76.1	80	40	38	10	2	31	6	68	4	0
Hooten, David	2000	1-2	.333	3.90	13	0	0	0	1	27.2	26	14	12	7	0	10	0	15	0	0
Horsman, Vince	1995	1-0	1.000	10.38	16	0	0	0	0	13.0	23	15	15	3	0	4	2	10	1	0
Houston, Ryan	2010	0-1	.000	6.64	14	0	0	0	1	20.1	28	17	15	1	0	11	2	12	0	0
Huls, Steve *	1999	0-0	.000	9.00	1	0	0	0	0	1.0	1	1	1	1	0	0	0	0	0	0
Hundley, Jeff	2002	0-1	.000	9.28	4	2	0	0	0	10.2	16	13	11	2	2	7	0	8	1	0
Hunter, Chris	2005	1-2	.333	5.86	8	4	0	0	0	27.2	40	19	18	1	1	18	0	12	4	0
Hurley, Eric	2012	7-8	.467	5.81	18	18	0	0	0	97.2	107	71	63	11	7	38	0	70	4	1
Hurst, Kyle	2009	0-0	.000	9.00	1	0	0	0	0	1.0	2	1	1	0	0	1	0	1	1	0
Innis, Jeff	1994	0-0	.000	2.70	7	0	0	0	0	10.0	10	4	3	0	0	4	0	4	0	0
James, Delvin	2004	0-1	.000	5.03	4	4	0	0	0	19.2	24	12	11	3	1	8	0	6	2	0
Janzen, Marty	2001	0-0	.000	12.27	2	0	0	0	0	3.2	5	5	5	0	1	3	0	3	1	0
	2002	2-2	.500	4.40	11	6	0	0	0	28.2	34	17	14	5	4	13	0	16	2	0
TOTAL	2-2	.500	5.29	13	6	0	0	0	0	32.1	39	22	19	5	5	16	0	19	3	0
Jenks, Bobby	2004	0-1	.000	8.79	3	3	0	0	0	12.1	19	15	12	1	1	6	0	13	0	0
Jennings, Robin *	2000	0-0	.000	9.00	1	0	0	0	0	1.0	3	1	1	0	0	1	0	1	0	0
Jepsen, Kevin	2008	1-3	.250	2.35	15	0	0	0	2	23.0	17	9	6	3	0	12	1	21	2	0
	2009	1-0	1.000	9.00	14	0	0	0	2	18.0	30	24	18	4	1	16	1	20	0	0
	2011	1-3	.250	4.45	24	0	0	0	7	28.1	32	14	14	4	0	8	1	20	4	0
	2012	2-2	.500	3.24	23	0	0	0	2	25.0	18	9	9	1	0	9	0	35	3	0
	2013	0-0	.000	13.50	2	0	0	0	0	2.0	2	3	3	2	0	2	0	2	0	0
TOTAL	5-8	.385	4.67	78	0	0	0	0	13	96.1	99	59	50	14	1	47	3	98	9	0
Johnson, Judd	1995	1-1	.500	3.43	17	0	0	0	1	21.0	27	11	8	1	0	12	5	11	2	1
Johnson, Keith *	2002	0-0	.000	0.00	1	0	0	0	0	0.2	1	0	0	0	0	0	0	0	0	0
	2003	0-0	.000	0.00	1	0	0	0	0	0.2	0	0	0	0	0	0	0	1	0	0
TOTAL	0-0	.000	0.00	2	0	0	0	0	0	1.1	1	0	0	0	0	0	0	1	0	0
Johnson, Kevin	2012	1-2	.333	5.68	20	0	0	0	2	25.1	37	18	16	4	1	5	0	13	2	0
	2013	0-1	.000	7.45	16	0	0	0	3	19.1	26	16	16	3	2	12	1	8	3	0
	2014	0-0	.000	40.50	1	0	0	0	0	0.2	4	3	3	1	0	1	0	0	0	0
TOTAL	1-3	.250	6.95	37	0	0	0	0	5	45.1	67	37	35	8	3	18	1	21	5	0

All-Time Salt Lake Stats - Pitching

PITCHER	SEASONS	W-L	PCT	ERA	GP	GS	CG	SHO	SV	IP	H	R	ER	HR	HB	BB	IBB	SO	WP	BK
Jones, Greg	2002	7-4	.636	4.31	39	0	0	0	2	62.2	68	35	30	5	1	22	0	55	3	0
	2003	2-3	.400	4.40	33	0	0	0	4	47.0	36	24	23	4	0	9	0	56	2	0
	2004	1-4	.200	5.74	36	0	0	0	3	53.1	63	38	34	11	2	19	0	43	2	0
	2005	1-2	.333	3.20	23	0	0	0	10	25.1	20	9	9	3	0	6	0	25	1	0
	2006	5-6	.455	4.25	47	0	0	0	17	55.0	52	28	26	7	1	19	2	45	10	0
	2007	4-2	.667	4.86	36	0	0	0	3	53.2	68	34	29	7	2	14	0	39	3	1
	TOTAL	20-21	.488	4.56	214	0	0	0	39	298.0	307	168	151	37	6	91	0	263	21	1
Judy, Josh	2013	0-1	.000	7.02	15	0	0	0	1	16.2	30	16	13	3	0	10	0	10	1	0
Junge, Eric	2010	5-3	.625	5.15	14	12	0	0	0	80.1	92	49	46	10	3	10	3	23	3	0
	2011	8-9	.471	5.12	25	25	2	0	0	160.0	179	97	91	23	4	45	0	102	6	0
	TOTAL	13-12	.520	5.13	39	37	2	0	0	240.1	271	146	137	33	7	55	3	125	9	0
Kazmir, Scott	2011	0-5	.000	17.02	5	5	0	0	0	15.1	22	30	29	0	6	20	0	14	5	0
Kelley, Rich	2002	6-5	.545	4.08	40	15	1	0	0	119.0	128	64	54	15	6	40	1	72	5	2
Kelley, Ty	2013	0-0	.000	10.80	1	0	0	0	0	1.2	6	2	2	0	0	2	0	2	0	0
Kenward, Jeff	2008	4-3	.571	6.55	42	0	0	0	0	56.1	72	50	41	11	2	28	1	38	4	1
Ketchner, Ryan	2011	6-6	.500	6.12	24	18	1	0	1	107.1	142	77	73	22	1	46	1	50	3	1
Kiely, Tim	2010	3-2	.600	9.00	7	7	0	0	0	39.0	61	42	39	7	1	11	0	18	5	0
Kinney, Matt	2000	5-2	.714	4.25	9	9	0	0	0	55.0	42	26	26	5	1	26	0	59	2	1
Klingenbeck, Scott	1996	9-3	.750	3.11	22	22	5	2	0	150.2	159	64	52	8	3	42	2	100	9	1
	1997	0-0	.000	1.29	1	1	0	0	0	7.0	6	1	1	1	0	0	0	6	0	0
	TOTAL	9-3	.750	3.03	23	23	5	2	0	157.2	165	65	53	9	3	42	2	106	9	1
Knox, Brad	2009	9-8	.529	5.20	28	25	1	0	0	152.1	178	96	88	23	9	51	0	70	4	0
Kohn, Michael	2010	3-2	.600	1.95	26	0	0	0	8	27.2	16	7	6	3	1	17	2	32	0	0
	2011	1-3	.250	4.10	46	0	0	0	12	48.1	47	27	22	5	3	20	0	64	0	0
	2013	0-0	.000	0.00	5	0	0	0	1	4.1	2	0	0	0	0	0	0	7	0	0
	2014	1-1	.500	4.76	33	0	0	0	8	34.0	28	24	18	6	1	27	0	33	3	0
	TOTAL	5-6	.455	3.62	110	0	0	0	29	114.1	93	58	46	14	5	64	2	136	3	0
Konieczki, Dom	1996	0-0	.000	18.00	4	0	0	0	0	3.0	8	7	6	0	0	5	0	2	2	0
Kroon, Marc	2003	2-1	.667	3.86	9	0	0	0	2	14.0	10	6	6	2	1	3	0	10	1	0
Lackey, John	2001	3-4	.429	6.71	10	10	1	0	0	57.2	75	44	43	5	1	16	0	42	3	1
	2002	8-2	.800	2.57	16	16	2	1	0	101.2	89	35	29	5	2	28	0	82	5	2
	2009	0-1	.000	2.79	2	2	0	0	0	9.2	6	3	3	1	1	1	0	8	0	0
	TOTAL	11-7	.611	3.99	28	28	3	1	0	169.0	170	82	75	11	4	45	0	132	8	3
Lawrence, Brian	2011	2-5	.286	8.07	7	7	0	0	0	32.1	48	31	29	5	2	8	0	21	0	0
LeBlanc, Wade	2014	10-4	.714	4.43	22	22	1	0	0	128.0	143	68	63	11	4	42	0	119	1	0
Lee, Corey	2004	0-1	.000	7.64	4	4	0	0	0	17.2	21	15	15	5	1	16	0	16	2	0
	2005	6-2	.750	2.72	14	13	0	0	0	79.1	62	25	24	5	2	40	0	77	1	0
	TOTAL	6-3	.667	3.62	18	17	0	0	0	97.0	83	40	39	10	3	56	0	93	3	0
Legault, Kevin	1996	5-4	.556	5.36	50	0	0	0	0	80.2	100	51	48	10	0	24	2	57	4	1
	1997	1-3	.250	7.52	16	0	0	0	0	26.1	39	24	22	2	0	7	3	18	0	0
	TOTAL	6-7	.462	5.89	66	0	0	0	0	107.0	139	75	70	12	0	31	5	75	4	1
Leon, Sammy	2009	1-0	1.000	0.00	1	0	0	0	0	2.0	2	0	0	0	0	0	0	3	0	0
Lerew, Anthony	2014	4-6	.400	6.75	22	14	0	0	0	82.2	116	67	62	12	2	34	0	56	2	0
Levine, Alan	2002	0-0	.000	3.00	2	0	0	0	0	3.0	5	1	1	0	0	0	0	0	0	0
Lidle, Kevin *	2001	0-0	.000	0.00	1	0	0	0	0	1.0	0	0	0	0	0	0	0	1	0	0
Lincoln, Mike	1999	5-2	.714	7.78	9	9	0	0	0	59.0	82	52	51	12	2	21	0	39	2	0
	2000	4-1	.800	3.87	12	12	2	1	0	74.1	72	35	32	4	2	16	3	38	3	0
	TOTAL	9-3	.750	5.60	21	21	2	1	0	133.1	154	87	83	16	4	37	3	76	5	0
Lineberger, Keith	1997	4-6	.400	6.63	41	7	0	0	5	97.2	135	79	72	10	4	42	4	59	5	0
Linton, Doug	1998	4-4	.500	5.99	18	14	0	0	0	79.2	106	57	53	19	1	14	1	60	5	2
Liriano, Pedro	2007	4-12	.250	5.59	28	25	0	0	0	130.1	169	91	81	19	4	45	0	67	14	1
Looney, Brian	1997	0-2	.000	2.19	17	0	0	0	1	24.2	20	7	6	4	0	10	2	21	2	0
Lopez, Rene *	1996	0-0	.000	0.00	1	0	0	0	0	1.0	2	0	0	0	0	0	0	0	0	0
Lopez, Roberto *	2013	0-0	.000	0.00	1	0	0	0	0	1.0	1	0	0	0	0	0	0	0	0	0
	2014	0-0	.000	27.00	1	0	0	0	0	1.0	3	3	3	2	0	0	0	0	0	0
	TOTAL	0-0	.000	13.50	2	0	0	0	0	2.0	4	3	3	2	0	0	0	0	0	0
Loux, Shane	2008	12-6	.667	3.98	22	22	1	0	0	138.0	154	69	61	14	6	40	0	77	3	0
	2009	1-2	.333	3.96	8	5	0	0	0	25.0	24	12	11	2	0	14	0	13	1	0
	TOTAL	13-8	.619	3.98	30	27	1	0	0	163.0	178	81	72	16	6	54	0	90	4	0

ALL-TIME STATS

All-Time Salt Lake Stats - Pitching

PITCHER	SEASONS	W-L	PCT	ERA	GP	GS	CG	SHO	SV	IP	H	R	ER	HR	HB	BB	IBB	SO	WP	BK
Lukasiewicz, Mark	2001	3-0	1.000	1.48	20	0	0	0	2	30.1	12	5	5	4	0	2	0	41	0	0
	2002	3-2	.600	3.98	35	0	0	0	0	43.0	46	26	19	6	2	17	0	48	2	0
	2003	2-2	.500	6.06	40	4	0	0	0	62.1	74	47	42	8	0	18	0	52	1	0
TOTAL	8-4	.667	4.38	95	4	0	0	0	3	135.2	132	78	66	18	2	37	0	141	3	0
Lynch, Kevin	2005	0-0	.000	0.00	2	0	0	0	0	2.2	6	0	0	0	0	1	0	3	0	0
Lyon, Brandon	2014	0-6	.000	4.08	20	0	0	0	0	17.2	33	11	8	0	1	8	2	9	0	0
Mahaffey, Alan	1999	1-2	.333	5.48	7	5	0	0	0	21.1	28	17	13	1	1	15	1	11	1	1
	2000	7-3	.700	5.29	34	15	0	0	2	102.0	118	62	60	16	3	40	0	74	2	3
TOTAL	8-5	.615	5.32	41	20	0	0	2	123.1	146	79	73	17	4	55	1	85	3	4	
MacDonald, Mike	2009	8-13	.381	6.37	30	27	0	0	0	147.0	181	109	104	15	8	60	0	80	5	0
Mahomes, Pat	1996	3-1	.750	3.74	22	2	0	0	7	33.2	32	14	14	0	2	12	0	41	1	0
Maronde, Nick	2014	0-0	.000	9.35	9	0	0	0	0	8.2	11	9	9	0	0	15	0	12	2	0
Martinez, Joe	2014	0-3	.000	16.36	3	3	0	0	0	11.0	25	23	20	4	0	9	0	14	2	0
Marsters, Brandon *	1999	0-0	.000	0.00	1	0	0	0	0	1.0	1	0	0	0	0	2	0	0	0	0
Masteller, Dan *	1994	0-0	.000	0.00	1	0	0	0	0	1.0	0	0	0	0	0	0	0	0	0	0
Mays, Joe	2000	2-0	1.000	1.72	3	3	0	0	0	15.2	16	4	3	0	1	2	0	18	2	0
McAnulty, Paul *	2012	0-0	.000	0.00	1	0	0	0	0	1.0	1	0	0	0	0	0	0	0	0	0
McKiernan, Eddie	2009	0-1	.000	6.75	6	0	0	0	0	10.2	9	8	8	2	0	3	0	3	0	0
	2010	0-0	.000	20.25	1	0	0	0	0	1.1	3	3	3	0	0	1	0	2	0	0
	2012	5-3	.625	7.35	13	10	0	0	0	63.2	86	52	52	9	5	20	0	38	4	0
TOTAL	5-4	.556	7.49	20	10	0	0	0	75.2	98	63	63	11	5	24	0	43	4	0	
Mendoza, Mario	2002	0-1	.000	10.29	3	0	0	0	1	7.0	13	11	8	2	0	4	0	7	1	0
Mendoza, Tommy	2009	2-1	.667	2.91	4	4	0	0	0	21.2	18	8	7	3	1	11	0	10	0	0
	2010	0-4	.000	8.89	6	5	0	0	0	27.1	45	30	27	12	0	7	0	13	0	0
TOTAL	2-5	.286	6.24	10	9	0	0	0	49.0	63	38	34	15	1	18	0	23	0	0	
Merriman, Brett	1994	0-1	.000	7.08	17	0	0	0	2	20.1	18	18	16	1	4	16	0	12	3	0
Meyer, Matt	2011	1-2	.333	2.30	14	0	0	0	0	15.2	15	11	4	1	2	11	0	15	1	0
	2012	1-2	.333	6.26	51	0	0	0	0	41.2	46	34	29	3	6	41	0	38	1	1
	TOTAL	2-4	.333	5.18	65	0	0	0	0	57.1	61	45	33	4	8	52	0	53	2	1
Miadich, Bart	2001	4-4	.500	2.44	55	0	0	0	27	59.0	40	20	16	4	1	29	1	73	5	0
	2002	4-5	.571	3.68	59	0	0	0	14	80.2	60	43	33	5	3	64	2	92	12	0
	2003	5-5	.500	3.68	46	0	0	0	16	51.1	39	23	21	4	4	41	0	65	12	1
TOTAL	13-12	.520	3.30	160	0	0	0	57	191.0	139	86	70	13	8	134	3	230	29	0	
Middlebrook, Jason	2004	7-10	.412	6.94	29	29	0	0	0	155.2	220	126	120	31	2	50	0	93	1	0
Milchin, Mike	1996	0-0	.000	3.68	19	0	0	0	2	22.0	21	9	9	0	1	11	3	18	4	0
Miller, Travis	1996	8-10	.444	4.83	27	27	1	0	0	160.1	187	97	86	17	7	57	1	143	6	1
	1997	10-6	.625	4.73	21	21	0	0	0	125.2	140	73	66	11	4	57	0	86	5	0
	1998	3-4	.429	4.84	34	2	0	0	9	57.2	60	33	31	3	1	31	1	65	4	0
	1999	1-2	.333	2.50	16	0	0	0	1	18.0	16	7	5	1	0	6	0	19	2	0
TOTAL	22-22	.500	4.68	98	50	1	0	10	361.1	403	210	188	32	12	151	2	313	17	1	
Mills, Brad	2012	5-10	.333	5.86	21	19	0	0	0	109.0	133	73	71	13	5	40	0	67	2	0
Mintz, Steve	2001	1-2	.333	5.79	13	3	0	0	0	37.1	50	28	24	5	3	11	0	21	0	1
Misuraca, Mike	1994	3-5	.375	5.21	10	10	1	0	0	65.2	88	43	38	5	4	13	0	51	6	0
	1995	9-6	.600	5.34	31	19	1	0	0	143.1	174	93	85	15	8	36	1	67	1	0
	1996	1-2	.333	6.27	18	2	0	0	1	37.1	50	33	26	4	0	16	2	25	3	1
TOTAL	13-13	.500	5.44	47	31	2	0	1	246.1	312	169	149	24	12	65	3	143	16	1	
Mizuo, Yoshitaka	2004	0-4	.000	6.18	24	2	0	0	0	39.1	56	30	27	5	2	15	0	27	8	0
Morin, Michael	2014	0-1	.000	12.00	4	0	0	0	2	3.0	7	5	4	1	0	0	0	5	0	0
Mosebach, Bobby	2009	2-2	.500	2.23	33	0	0	0	7	40.1	33	11	10	1	2	18	1	31	0	0
	2010	2-1	.667	7.00	13	0	0	0	4	18.0	25	15	14	3	1	4	1	8	2	0
	TOTAL	4-3	.571	3.70	46	0	0	0	11	58.1	58	26	24	4	3	22	2	39	2	0
Moseley, Dustin	2005	4-6	.400	5.03	17	17	0	0	0	82.1	102	51	46	11	5	30	1	38	1	2
	2006	13-8	.619	4.69	26	26	3	0	0	149.2	164	89	78	18	8	51	0	114	7	2
	2008	7-10	.412	6.94	20	20	0	0	0	116.2	150	93	90	23	5	24	0	83	5	2
	TOTAL	24-24	.500	5.53	63	63	3	0	0	348.0	418	233	214	52	18	105	0	235	13	6
Mota, Danny	2000	0-0	.000	1.59	4	0	0	0	0	5.2	5	1	1	0	0	1	0	5	0	0
Munoz, Oscar	1994	9-8	.529	5.88	26	26	1	0	0	139.1	180	113	91	20	3	68	1	100	8	0
	1995	8-6	.571	4.95	19	19	1	1	0	112.2	121	67	62	9	6	35	1	74	7	0
	TOTAL	17-14	.548	5.46	45	45	2	1	0	252.0	301	180	153	29	3	103	2	174	15	0
Nabors, Kevin	2010	0-0	.000	1.69	4	0	0	0	0	5.1	6	1	1	0	0	3	0	4	0	0

All-Time Salt Lake Stats - Pitching

PITCHER	SEASONS	W-L	PCT	ERA	GP	GS	CG	SHO	SV	IP	H	R	ER	HR	HB	BB	IBB	SO	WP	BK
Naulty, Dan	1995	2-6	.250	5.18	42	8	0	0	4	90.1	92	55	52	10	2	47	2	76	6	0
	1997	0-1	.000	11.37	6	0	0	0	0	6.1	11	10	8	4	0	2	0	5	2	0
	1998	1-0	1.000	6.75	5	0	0	0	0	5.1	8	4	4	0	0	2	0	5	0	0
TOTAL	3-7	.300	5.65	53	8	0	0	4	102.0	111	69	64	14	2	51	2	86	8	0	
Newby, Kyle	2014	0-4	.000	3.98	30	2	0	0	0	40.2	50	21	18	3	3	11	1	32	1	0
Nickle, Doug	2003	2-2	.500	1.48	34	0	0	0	4	48.2	40	8	8	1	0	18	0	23	4	0
Niedermaier, Brad	1997	2-1	.667	5.88	16	0	0	0	0	26.0	29	22	17	7	0	13	2	20	1	0
Nieve, Fernando	2014	0-2	.000	5.29	15	1	0	0	0	17.0	21	10	10	0	0	12	0	22	3	0
Nina, Elvin	2001	10-11	.476	5.47	29	28	1	0	0	158.0	195	112	96	19	7	79	1	101	10	0
	2002	5-9	.359	4.64	26	15	0	0	0	108.2	115	75	56	15	8	50	1	68	4	0
TOTAL	15-20	.429	5.13	55	43	1	0	0	0	266.2	310	187	152	34	15	129	2	169	22	0
Norris, Joe	1996	1-1	.500	5.79	21	0	0	0	2	37.1	48	27	24	3	0	17	0	38	0	1
O'Day, Darren	2008	2-2	.500	3.27	21	0	0	0	7	33.0	29	13	12	3	1	7	0	30	0	0
Ohme, Kevin	1997	2-5	.286	5.62	56	0	0	0	11	73.2	70	49	46	6	6	34	4	45	4	1
	1998	4-3	.571	5.01	51	0	0	0	6	82.2	90	48	46	5	6	31	3	47	3	1
	1999	5-3	.625	3.83	51	3	0	0	2	82.1	94	44	35	8	8	31	2	48	4	1
TOTAL	11-11	.500	4.79	158	3	0	0	19	238.2	254	141	127	19	20	96	9	140	11	3	
Olenberger, Kasey	2006	7-5	.583	5.10	25	22	0	0	0	121.2	131	79	69	16	7	48	0	72	6	2
	2007	10-7	.588	5.25	29	28	0	0	0	180.0	205	113	105	35	5	46	0	116	10	0
	2008	4-6	.400	4.81	36	13	0	0	0	116.0	118	69	62	18	5	53	3	81	6	0
TOTAL	21-18	.538	5.09	90	63	0	0	0	417.2	454	261	236	69	17	147	12	269	22	2	
Olson, Jason	2005	0-0	.000	9.00	3	0	0	0	0	3.0	4	3	3	1	0	2	0	2	2	2
O'Sullivan, Sean	2009	6-4	.600	5.48	14	13	1	1	0	69.0	74	42	42	9	3	20	0	48	3	0
	2010	5-5	.500	4.76	15	15	1	0	0	85.0	95	50	45	8	3	31	1	58	3	1
TOTAL	11-9	.550	5.08	29	28	2	1	0	154.0	169	92	87	17	6	51	1	106	6	1	
Ortega, Anthony	2008	5-0	1.000	2.52	6	6	0	0	0	39.1	46	14	11	2	3	6	0	22	2	1
	2009	2-1	.667	9.64	4	4	0	0	0	18.2	30	21	20	5	1	6	0	5	0	0
	2011	1-3	.250	8.23	20	3	0	0	0	35.0	54	35	32	9	1	15	1	28	3	0
TOTAL	8-4	.667	6.10	30	13	0	0	0	93.0	130	70	63	16	5	27	0	55	5	1	
Oye, Matt	2010	0-0	.000	16.20	1	0	0	0	0	1.2	4	3	3	1	0	1	0	1	0	0
	2011	0-1	.000	18.90	1	1	0	0	0	3.1	8	7	7	0	1	3	0	0	0	0
TOTAL	0-1	.000	18.00	2	1	0	0	0	0	5.0	12	10	10	1	1	4	0	1	0	0
Palmer, Matt	2009	1-1	.500	11.74	2	2	0	0	0	7.2	13	10	10	2	1	3	0	5	0	0
	2010	2-3	.400	2.72	13	7	0	0	2	46.1	32	17	14	4	2	19	1	36	3	0
	2011	9-11	.450	6.44	24	24	0	0	0	137.0	170	105	98	14	16	65	0	109	18	0
TOTAL	12-15	.444	4.00	39	33	0	0	2	191.0	215	132	122	20	19	87	1	150	21	0	
Parra, Jose	1996	5-3	.625	5.11	23	1	0	0	8	44.0	51	25	25	2	1	13	2	26	1	0
	1997	2-8	.200	6.03	50	4	0	0	8	94.0	126	73	63	8	9	30	7	61	9	0
TOTAL	7-11	.389	5.74	73	5	0	0	16	138.0	177	98	88	10	10	43	9	87	10	0	
Pauley, David	2012	2-0	1.000	2.76	9	5	0	0	0	30.2	27	8	6	4	0	7	0	21	0	0
Pavkovich, Adam *	2009	0-0	.000	9.00	1	0	0	0	0	1.0	1	1	1	0	0	0	0	1	0	0
Peguero, Jailen	2009	0-1	.000	9.98	16	0	0	0	1	15.1	24	20	17	4	2	9	0	15	0	0
Pelaez, Alex *	2004	0-0	.000	18.00	1	0	0	0	0	1.0	3	2	2	1	0	0	0	0	0	0
Pena, Ariel	2011	0-0	.000	2.25	1	1	0	0	0	4.0	7	3	1	0	0	4	0	3	0	0
Peralta, Joel	2003	0-0	.000	0.00	1	0	0	0	0	0.0	0	0	0	0	0	1	0	0	0	0
	2004	4-2	.667	4.98	39	0	0	0	1	56.0	64	33	31	6	2	18	0	68	5	0
	2005	4-1	.800	2.70	19	0	0	0	10	20.0	11	6	6	0	3	6	0	18	0	0
TOTAL	8-3	.727	4.38	59	0	0	0	11	76.0	75	39	37	6	5	25	0	86	5	0	
Perkins, Dan	1998	5-0	1.000	4.82	7	7	1	0	0	46.2	48	30	25	8	2	20	1	33	2	0
	1999	0-0	.000	4.26	3	2	0	0	0	12.2	11	6	6	3	2	4	0	7	3	0
	2000	9-10	.474	7.34	33	22	0	0	1	141.0	207	131	115	26	5	51	0	97	6	3
TOTAL	14-10	.583	6.56	43	31	1	0	1	200.1	266	167	146	37	9	75	1	137	11	3	
Pestano, Vinnie	2014	1-1	.500	2.25	6	0	0	0	0	8.0	7	3	2	1	1	4	1	12	1	0
Pine, Chris	2002	1-6	.143	5.40	19	6	0	0	0	41.2	56	30	25	5	3	23	0	21	5	1
Pineiro, Joel	2014	1-2	.333	7.48	4	4	0	0	0	21.2	36	20	18	3	0	7	0	11	2	0
Pose, Scott *	1995	0-0	.000	0.00	1	0	0	0	0	1.0	0	0	0	0	0	1	0	0	0	0
Pote, Lou	2002	2-1	.667	6.00	7	7	0	0	0	39.0	42	29	26	3	1	10	0	43	4	0
Prinz, Bret	2005	0-0	.000	5.59	5	0	0	0	1	9.2	12	7	6	1	0	6	0	8	0	0
Pulido, Carlos	1995	8-1	.889	4.67	43	3	0	0	3	71.1	87	42	37	10	2	20	4	38	0	1
Pullin, Aaron	2007	1-1	.500	5.50	12	0	0	0	1	18.0	22	11	11	3	0	7	0	10	2	0

ALL-TIME STATS

All-Time Salt Lake Stats - Pitching

PITCHER	SEASONS	W-L	PCT	ERA	GP	GS	CG	SHO	SV	IP	H	R	ER	HR	HB	BB	IBB	SO	WP	BK
Radlosky, Rob	1999	8-4	.667	3.91	22	20	1	0	0	101.1	98	49	44	12	6	38	1	68	2	0
	2000	0-0	.000	4.26	5	2	0	0	0	19.0	18	10	9	3	2	7	0	19	1	1
	TOTAL	8-4	.667	3.96	27	22	1	0	0	120.1	116	59	53	15	8	45	1	87	3	1
Raley, Brooks	2014	0-3	.000	10.57	6	5	0	0	0	23.0	39	27	27	1	4	12	0	15	1	0
Ramirez, Edwar	2005	0-0	.000	0.00	1	0	0	0	0	2.0	0	0	0	0	0	0	0	2	0	0
Ramirez, Elvin	2013	0-0	.000	12.19	12	0	0	0	0	10.1	13	16	14	0	1	23	0	7	1	0
Ramirez, Horacio	2011	3-2	.600	3.96	45	1	0	0	6	52.1	52	23	23	8	1	15	0	21	1	2
Randall, Scott	2000	5-3	.625	5.47	14	14	0	0	0	75.2	105	52	46	9	1	22	0	54	5	0
Rasmus, Cory	2013	1-1	.500	2.79	9	0	0	0	3	9.2	6	3	3	0	0	5	0	8	1	1
	2014	2-1	.667	4.18	22	0	0	0	2	28.0	23	14	13	2	0	16	3	24	1	0
	TOTAL	3-2	.600	3.82	31	0	0	0	5	37.2	29	17	16	2	0	21	3	32	2	1
Rath, Fred	1997	1-0	1.000	1.64	10	0	0	0	3	11.0	11	2	2	1	0	2	0	11	0	0
	1998	1-2	.333	4.55	27	0	0	0	8	31.2	35	16	16	4	2	8	0	15	3	0
	1999	7-5	.583	3.92	56	0	0	0	3	82.2	88	41	36	9	6	24	0	36	6	0
	2000	2-1	.667	3.00	12	0	0	0	0	18.0	21	12	6	1	1	5	0	14	1	0
	TOTAL	10-9	.526	3.77	105	0	0	0	14	143.1	145	71	60	15	9	39	0	66	10	0
Rath, Gary	1999	3-8	.273	5.62	20	18	1	0	0	99.1	129	76	62	12	1	27	1	67	7	0
Reckling, Trevor	2010	4-7	.364	8.53	14	14	0	0	0	69.2	99	69	66	11	7	50	1	46	1	1
Redman, Mark	1996	0-0	.000	9.00	1	1	0	0	0	4.0	7	4	4	1	1	2	0	4	0	0
	1997	8-15	.348	6.31	29	28	0	0	1	158.1	204	123	111	19	4	80	3	125	12	2
	1998	6-7	.462	5.53	19	18	0	0	0	99.1	111	75	61	13	5	41	1	88	3	3
	1999	9-9	.500	5.05	24	24	1	0	0	133.2	141	87	75	12	4	51	1	114	3	0
	TOTAL	23-32	.418	5.71	73	71	1	0	1	395.1	463	289	251	45	13	174	5	331	18	5
Resop, Chris	2007	1-3	.250	4.57	27	0	0	0	0	45.1	50	26	23	4	0	16	0	39	1	0
Reynolds, Danny	2014	1-0	1.000	0.00	1	0	0	0	0	2.0	1	0	0	0	0	1	0	3	0	0
Richards, Garrett	2012	7-3	.700	4.21	14	14	0	0	0	77.0	87	36	36	5	6	35	0	65	6	0
Richardson, Dustin	2013	5-2	.714	6.47	20	8	0	0	0	55.2	61	42	40	3	2	32	0	50	6	0
	2014	3-3	.500	7.69	36	3	0	0	2	52.2	64	49	45	7	1	26	0	56	3	1
	TOTAL	8-5	.615	7.06	56	11	0	0	2	108.1	125	91	85	10	3	58	0	106	9	1
Rincon, Juan	2012	0-1	.000	3.12	17	3	0	1	0	26.0	21	11	9	3	2	18	0	23	0	0
Ritchie, Todd	1996	0-4	.000	5.47	16	0	0	0	0	24.2	27	15	15	5	1	11	0	19	4	0
	1998	1-3	.250	4.15	36	0	0	0	4	60.2	55	38	28	5	4	31	3	62	2	0
	TOTAL	1-7	.125	4.54	52	0	0	0	4	85.1	82	53	43	10	5	42	3	81	6	0
Rizzo, Todd	2000	6-4	.600	3.39	61	0	0	0	1	71.2	76	31	27	1	0	27	1	43	4	0
Roberts, Brett	1996	9-7	.563	5.40	31	30	2	1	0	168.1	211	115	101	28	9	71	0	86	7	0
	1997	1-3	.250	6.90	24	6	0	0	1	58.2	89	51	45	11	2	33	0	33	4	0
	TOTAL	10-10	.500	5.79	55	36	2	1	1	227.0	300	166	146	39	11	104	0	119	11	0
Robertson, Rich	1995	5-0	1.000	2.44	7	7	1	0	0	44.1	31	13	12	2	0	12	1	40	1	0
Rodriguez, Fernando	2009	1-1	.500	7.54	23	0	0	0	0	37.0	44	33	31	5	2	23	0	25	3	0
	2010	4-6	.400	5.92	31	17	0	0	0	97.1	134	78	64	12	6	42	0	84	4	0
	TOTAL	5-7	.417	6.36	54	17	0	0	0	134.1	178	111	95	17	8	65	0	109	7	0
Rodriguez, Francisco	2002	2-3	.400	2.57	27	0	0	0	6	42.0	30	13	12	1	3	13	0	59	2	0
Rodriguez, Francisco	2009	5-4	.556	3.96	44	1	0	0	0	77.1	67	35	34	8	2	40	1	60	4	1
	2010	2-1	.667	3.63	13	0	0	0	0	22.1	19	9	9	0	0	6	0	19	0	0
	2011	0-1	.000	27.00	6	1	0	0	0	4.2	12	16	14	1	1	8	0	5	1	0
	2012	2-3	.400	6.35	40	1	0	0	0	51.0	57	37	36	6	2	31	1	28	13	0
	TOTAL	9-9	.500	5.39	103	3	0	0	0	155.1	155	97	93	15	5	85	2	12	18	1
Rodriguez, Frank	1998	5-7	.417	4.67	16	16	2	1	0	96.1	97	53	50	9	5	35	0	79	7	1
	1999	3-4	.429	6.70	9	9	1	0	0	43.0	40	34	32	8	6	14	0	33	2	0
TOTAL	8-11	.421	5.30	25	25	3	1	0	139.1	137	87	82	17	11	49	0	112	9	1	
Rodriguez, Rafael	2008	2-0	1.000	6.28	9	0	0	0	0	14.1	20	12	10	2	0	6	0	8	1	0
	2009	1-0	1.000	1.85	22	0	0	0	3	34.0	27	7	7	2	1	10	1	23	1	0
	2010	5-3	.625	3.04	37	0	0	0	10	50.1	41	19	17	5	0	15	1	30	2	0
	TOTAL	6-3	.667	3.10	68	0	0	0	13	98.2	88	38	34	9	1	31	2	61	4	0
PITCHER	SEASONS	W-L	PCT	ERA	GP	GS	CG	SHO	SV	IP	H	R	ER	HR	HB	BB	IBB	SO	WP	BK
Rodriguez, Rich	2003	3-2	.600	2.47	34	0	0	0	1	43.2	47	14	12	3	0	12	0	18	3	0
Romano, Mike	2000	7-6	.538	6.14	16	16	1	0	0	95.1	122	71	65	11	8	30	0	54	6	1
Romero, J.C.	1999	4-1	.800	3.20	15	0	0	0	1	19.2	18	11	7	1	1	14	0	20	3	0
	2000	4-2	.667	3.44	17	11	1	0	4	65.1	60	40	25	6	4	25	0	38	3	0
	TOTAL	8-3	.727	3.39	32	11	1	0	5	85.0	78	51	32	7	5	39	0	58	6	0

ALL-TIME STATS

All-Time Salt Lake Stats - Pitching

PITCHER	SEASONS	W-L	PCT	ERA	GP	GS	CG	SHO	SV	IP	H	R	ER	HR	HB	BB	IBB	SO	WP	BK
Rouwenhorst, Jonathon	2005	4-3	.571	5.27	25	0	0	0	1	42.2	60	25	25	3	2	17	0	31	5	0
	2006	6-7	.462	4.32	50	7	0	0	1	89.2	96	47	43	12	4	38	1	65	2	0
	2007	10-10	.500	4.96	33	26	1	0	0	158.0	197	101	87	16	3	44	0	83	5	1
	TOTAL	20-20	.500	4.80	108	33	1	0	2	290.1	353	173	155	31	9	99	1	179	12	1
Russell, Adam	2012	0-0	.000	6.75	12	0	0	0	0	10.2	14	9	8	1	3	8	0	9	1	0
Ryan, Jason	1999	4-4	.500	5.13	9	9	0	0	0	54.1	57	36	31	8	1	24	1	34	0	0
	2000	9-2	.818	4.38	17	17	2	1	0	96.2	94	52	47	16	6	31	0	66	6	0
	TOTAL	13-6	.684	4.65	26	26	2	1	0	151.0	151	88	78	24	7	55	1	100	6	0
Salas, Fernando	2014	0-0	.000	0.00	3	0	0	0	1	2.2	2	0	0	0	0	0	0	0	0	0
Salmon, Brad	2009	8-4	.667	4.56	33	17	0	0	1	108.2	114	60	55	11	4	60	2	87	4	0
Sampson, Benj	1998	10-7	.588	5.14	28	28	0	0	0	161.0	198	99	92	24	2	52	0	132	8	4
	1999	1-1	.500	8.04	3	3	0	0	0	15.2	25	16	14	3	1	1	0	7	1	0
	2000	5-3	.625	8.19	18	13	0	0	0	70.1	114	67	64	15	3	22	3	47	4	1
	TOTAL	16-11	.593	6.19	49	44	0	0	0	247.0	337	182	170	42	6	75	3	186	13	5
Sanford, Mo	1994	7-5	.583	4.87	37	11	0	0	4	125.2	121	74	68	21	8	52	0	141	5	1
	1995	0-1	.000	6.35	4	0	0	0	0	5.2	6	4	4	1	0	4	0	8	0	0
	TOTAL	7-6	.538	4.93	41	11	0	0	4	131.1	127	78	72	22	8	56	0	149	5	1
Santana, Ervin	2005	1-0	1.000	4.19	3	3	0	0	0	19.1	19	11	9	2	2	2	0	17	0	0
Saunders, Joe	2007	2-1	.667	5.01	5	5	0	0	0	32.1	39	19	18	4	3	10	0	32	1	0
	2009	1-0	1.000	3.60	1	1	0	0	0	5.0	3	2	2	0	1	1	0	4	1	0
	TOTAL	4-1	.800	4.61	9	9	0	0	0	56.2	61	32	29	6	6	13	0	53	2	0
	2014	1-1	.500	6.43	3	3	0	0	0	14.0	23	12	10	0	1	7	0	9	0	0
Schneider, Scott	2005	3-3	.500	4.58	9	9	1	1	0	55.0	65	38	28	3	1	21	0	29	1	0
	2006	10-4	.714	2.67	21	20	1	1	0	135.0	117	44	40	12	3	38	0	97	2	0
	2007	4-7	.364	5.11	14	14	0	0	0	86.1	89	53	49	10	1	20	0	84	6	0
	TOTAL	17-14	.548	3.81	44	43	2	2	0	276.1	271	135	117	25	5	79	0	210	9	0
Schugel, A.J.	2013	4-6	.400	7.05	19	19	0	0	0	89.1	121	74	70	12	4	33	0	76		
Schullstrom, Erik	1994	0-1	.000	3.97	8	0	0	0	2	11.1	12	5	5	0	0	3	2	8	0	0
	1995	2-0	1.000	4.66	10	0	0	0	2	9.2	12	5	5	1	0	4	0	8	0	0
	TOTAL	2-1	.667	4.29	18	0	0	0	4	21.0	24	10	10	1	0	7	2	16	0	0
Seanez, Rudy	2009	0-0	.000	4.00	9	0	0	0	0	9.0	8	4	4	2	0	4	1	7	0	0
Secoda, Jason	2003	2-1	.667	5.40	7	0	0	0	0	13.1	12	9	8	0	2	9	0	4	0	0
Seibel, Phil	2007	0-1	.000	11.25	2	2	0	0	0	8.0	17	13	10	4	0	4	0	5	0	0
Sele, Aaron	2003	1-2	.333	6.43	3	3	0	0	0	14.0	16	10	10	2	0	9	0	8	1	0
Serafini, Dan	1995	0-0	.000	6.75	1	0	0	0	1	4.0	4	3	3	2	0	1	0	4	0	0
	1996	7-7	.500	5.58	25	23	1	0	0	130.2	164	84	81	20	2	58	1	109	9	2
	1997	9-7	.563	4.97	28	24	2	0	0	152.0	166	87	84	18	8	55	0	118	3	0
	1998	2-4	.333	3.71	9	8	0	0	0	53.1	56	29	22	4	3	21	0	39	4	0
	TOTAL	18-18	.500	5.03	63	55	3	0	1	340.0	390	203	190	44	4	135	1	260	16	2
	2008	2-0	1.000	6.50	14	0	0	0	0	18.0	26	13	13	7	0	5	0	12	0	1
TOTAL	5-5	.500	5.34	61	0	0	0	4	87.2	119	57	52	15	5	15	0	58	0	2	
Serrano, Alex	2007	3-5	.375	5.04	47	0	0	0	4	69.2	93	44	39	8	4	10	0	46	0	1
Serrano, Elio	2003	5-4	.556	4.72	46	1	0	0	2	68.2	84	43	36	7	3	22	1	46	1	0
	2005	0-4	.000	7.30	8	8	0	0	0	40.2	53	36	33	10	1	16	0	17	1	0
	2006	5-9	.357	6.16	24	22	0	0	0	122.2	156	91	84	16	12	32	0	82	2	1
	2007	7-3	.700	4.73	31	7	0	0	0	70.1	83	43	37	15	2	19	0	52	1	0
TOTAL	12-12	.500	5.65	55	29	0	0	0	192.2	239	134	121	31	14	51	0	134	3	1	
Shields, Scot	2001	6-11	.353	4.97	21	21	4	0	0	137.2	141	84	76	24	10	31	0	104	7	1
Shoemaker, Matt	2002	2-2	.500	3.06	28	1	0	0	1	47.0	39	18	16	5	3	6	0	50	3	0
	2008	0-0	.000	0.00	1	0	0	0	0	1.0	2	0	0	0	0	0	0	3	0	0
	TOTAL	8-13	.381	4.46	50	22	4	0	1	185.2	182	102	92	29	13	37	0	157	10	1
	2010	2-1	.667	5.87	3	2	0	0	0	15.1	20	10	10	0	0	8	0	9	0	0
Simons, Mitch *	2011	0-2	.000	8.14	4	4	0	0	0	21.0	28	19	19	3	1	12	0	12	2	0
	2012	11-10	.524	5.65	29	29	1	0	0	176.2	229	123	111	25	5	45	0	124	4	1
	2013	11-13	.458	4.64	29	29	0	0	0	184.1	212	99	95	27	8	29	0	160	5	0
	2014	1-0	1.000	6.31	5	5	0	0	0	25.2	34	18	18	2	2	9	0	26	1	0
	TOTAL	25-26	.490	5.32	70	69	1	0	0	423.0	523	269	253	57	16	103	0	331	12	1
Sisk, Brandon	1996	0-0	.000	36.00	1	0	0	0	0	1.0	3	4	4	2	0	2	0	0	0	0
Sisk, Brandon	2014	0-1	.000	13.09	17	0	0	0	0	11.0	15	16	16	2	2	5	0	11	2	0

*Indicates Position Player

ALL-TIME STATS

All-Time Salt Lake Stats - Pitching

PITCHER	SEASONS	W-L	PCT	ERA	GP	GS	CG	SHO	SV	IP	H	R	ER	HR	HB	BB	IBB	SO	WP	BK
Skaggs, Tyler	2014	0-1	.000	6.00	1	1	0	0	0	3.0	5	7	2	0	0	5	0	2	1	0
Small, Aaron	2001	0-1	.000	1.69	3	0	0	0	0	5.1	8	1	1	1	0	1	0	5	0	0
Smith, Jesse	2006	0-0	.000	0.00	1	1	0	0	0	7.0	4	1	0	0	1	0	0	5	1	0
	2007	0-1	.000	3.38	1	1	0	0	0	5.1	7	2	2	1	0	4	0	3	1	0
	TOTAL	0-1	.000	1.46	2	2	0	0	0	12.1	11	3	2	1	1	4	0	8	2	0
Smith, Will	2010	2-4	.333	5.60	9	9	0	0	0	53.0	65	39	33	6	0	20	3	40	0	1
Snyder, John	2003	3-2	.600	4.88	10	10	0	0	0	55.1	60	38	30	5	5	19	0	31	1	0
Stentz, Brent	1999	0-3	.000	11.22	23	0	0	0	3	25.2	43	34	32	6	0	21	1	23	3	1
Stange, Daniel	2013	4-1	.800	5.06	26	0	0	0	5	26.2	31	16	15	1	2	13	1	30	1	0
	2000	4-2	.667	1.93	42	0	0	0	13	46.2	31	14	10	6	0	13	1	47	1	1
	TOTAL	4-5	.444	5.23	65	0	0	0	16	72.1	74	48	42	12	0	34	2	70	4	2
Stephens, Jason	2002	0-4	.000	6.91	5	5	0	0	0	27.1	37	25	21	7	3	6	0	50	3	0
Stetter, Mitch	2013	3-1	.750	4.01	32	0	0	0	3	24.2	17	14	11	2	2	19	2	26	5	
Stevens, Dave	1994	6-2	.750	1.67	20	0	0	0	3	43.0	41	13	8	2	1	16	1	30	1	0
	1997	9-3	.750	4.30	19	14	1	0	0	90.0	93	52	43	10	4	31	0	71	4	1
	TOTAL	15-5	.750	3.95	39	14	1	0	3	133.0	134	65	51	12	5	47	1	101	5	1
Stevens, Matt	1994	4-1	.800	5.82	42	0	0	0	2	60.1	77	43	39	9	1	25	3	41	7	0
	1995	0-0	.000	3.52	7	0	0	0	1	7.2	9	4	3	1	1	2	0	5	0	0
	TOTAL	4-1	.800	5.56	49	0	0	0	3	68.0	86	47	42	10	2	27	3	46	7	0
Stidham, Phil	1996	10-5	.667	6.78	33	7	0	0	0	78.1	100	63	59	8	4	40	1	54	10	1
Stokely, Billy	2003	0-5	.000	6.46	9	9	1	0	0	47.1	69	40	34	7	4	13	0	16	1	1
Stokes, Brian	2010	1-1	.500	3.78	13	0	0	0	0	16.2	21	9	7	1	1	6	1	13	2	0
Takahashi, Hisanori	2012	0-0	.000	0.00	1	0	0	0	0	1.0	0	0	0	0	0	0	0	0	0	0
Taylor, Andrew	2012	1-0	1.000	3.50	16	0	0	0	0	18.0	16	7	7	3	2	11	0	17	1	0
Thomas, Justin	2014	4-8	.333	5.99	20	20	0	0	0	112.2	148	80	75	21	8	41	0	95	5	0
Thomas, Evan	2005	7-5	.583	6.73	20	14	0	0	0	92.1	131	75	69	16	8	30	0	48	3	0
Thompson, Rich	2006	0-1	.000	12.46	4	0	0	0	0	4.1	9	6	6	1	0	4	0	3	0	0
	2007	3-0	1.000	2.19	16	0	0	0	1	24.2	17	7	6	2	3	6	0	32	3	0
	2008	1-0	1.000	4.05	10	0	0	0	0	13.1	12	6	6	1	1	9	0	11	1	0
	2009	3-1	.750	3.47	29	0	0	0	2	43.1	41	19	15	7	2	11	0	51	2	0
	2010	1-1	.500	0.61	19	0	0	0	2	29.2	17	2	2	0	0	10	0	30	1	0
	TOTAL	8-3	.727	2.73	78	0	0	0	5	115.1	96	40	35	11	6	40	0	127	7	0
Trombly, Mike	1994	4-4	.500	5.04	11	10	0	0	0	60.2	75	37	34	7	4	20	1	63	7	1
	1995	5-3	.625	3.62	12	12	0	0	0	69.2	71	32	28	3	2	26	1	59	4	1
	1996	2-2	.500	2.45	20	0	0	0	10	36.2	24	12	10	3	0	10	0	38	6	0
	TOTAL	11-9	.550	3.88	47	22	0	0	10	167.0	170	81	72	13	6	56	2	160	17	2
Tullo, Aaron	2011	0-0	.000	0.00	1	0	0	0	0	1.0	0	0	0	0	0	0	0	0	0	0
Turnbow, Derrick	2003	1-2	.333	5.73	35	0	0	0	2	55.0	68	36	35	5	1	24	0	63	7	0
	2004	2-6	.250	5.06	46	3	0	0	6	74.2	75	46	42	8	3	42	0	56	7	0
	TOTAL	3-8	.273	5.34	81	3	0	0	8	129.2	143	82	77	13	4	66	0	119	14	0
Urquidez, Jason	2013	1-2	.333	6.92	11	0	0	0	1	13.0	15	11	10	3	0	6	1	17		
Van Mil, Loek	2012	1-0	1.000	6.30	8	0	0	0	0	10.0	12	10	7	1	0	5	0	5	2	0
Vargas, Jason	2013	0-0	.000	7.71	1	1	0	0	0	4.2	4	4	4	3	0	3	0	2		
Vogelsong, Ryan	2010	1-3	.250	4.66	8	7	0	0	0	36.2	47	23	19	2	3	22	1	37	3	0
Volstad, Chris	2014	2-1	.667	6.18	7	7	0	0	0	39.1	48	28	27	7	1	12	0	24	0	0
Walden, Jordan	2010	0-0	.000	4.05	6	0	0	0	0	6.2	8	3	3	0	0	2	0	3	0	0
	2012	0-1	.000	6.75	3	0	0	0	0	2.2	3	4	2	9	1	0	0	3	0	0
	TOTAL	0-1	.000	4.82	9	0	0	0	0	9.1	11	7	5	9	1	2	0	6	0	0
Wall, Donne	2002	0-1	.000	5.40	1	1	0	0	0	1.2	1	1	1	1	0	0	0	2	0	0
Wall, Josh	2014	0-0	.000	4.22	8	0	0	0	1	10.2	11	7	5	0	0	5	0	11	1	0
Washburn, Jarrod	2001	0-1	.000	5.87	1	1	0	0	0	7.2	9	5	5	1	0	1	0	5	0	0
Watkins, Scott	1994	2-6	.250	6.75	46	0	0	0	3	57.1	73	46	43	10	1	28	5	47	1	1
	1995	4-2	.667	2.80	45	0	0	0	20	54.2	45	18	17	4	1	13	1	57	1	0
	1996	4-6	.400	7.69	47	0	0	0	1	50.1	60	46	43	5	2	34	5	43	3	1
	TOTAL	10-14	.417	5.71	138	0	0	0	24	162.1	178	110	103	20	4	75	11	147	5	2
Watson, Mark	2005	0-0	.000	5.06	6	0	0	0	0	10.2	14	10	6	1	1	6	0	9	2	0
Weaver, Jered	2006	6-1	.857	2.10	12	11	2	2	0	77.0	63	19	18	7	2	10	0	93	0	0
Weber, Ben	2004	0-2	.000	8.64	15	0	0	0	1	16.2	27	25	16	3	1	9	1	18	0	0
Wells, Kip	2013	1-3	.250	10.36	6	6	0	0	0	24.1	35	28	28	4	1	22	0	9		
White, Sean	2012	0-1	.000	8.12	29	2	0	0	1	37.2	52	34	34	2	2	224	0	21	2	0

ALL-TIME STATS

All-Time Salt Lake Stats - Pitching

PITCHER	SEASONS	W-L	PCT	ERA	GP	GS	CG	SHO	SV	IP	H	R	ER	HR	HB	BB	IBB	SO	WP	BK
Wilhite, Matt	2006	7-2	.778	3.49	54	0	0	0	1	80.0	79	34	31	7	1	21	0	36	1	3
	2007	3-4	.429	4.70	49	0	0	0	3	74.2	89	48	39	8	5	20	1	40	0	2
	2008	7-0	1.000	4.71	47	0	0	0	0	63.0	75	37	33	9	0	16	0	58	2	0
	2009	0-0	.000	8.44	6	0	0	0	0	10.2	18	11	10	1	1	2	0	6	0	0
	TOTAL	17-6	.739	4.45	156	0	0	0	4	228.1	261	130	113	25	7	59	1	140	3	5
Williams, Eddie *	1999	0-1	.000	10.13	2	0	0	0	0	2.2	5	3	3	1	0	2	0	0	0	0
	2011	7-2	.778	3.91	11	10	1	0	0	73.2	78	36	32	10	4	15	0	60	2	0
Williams, Jerome	2012	0-1	.000	7.88	2	2	0	0	0	8.0	13	9	7	1	0	0	0	8	0	0
		TOTAL	7-3	.700	4.30	13	12	1	0	0	81.2	91	45	39	11	4	15	0	68	2
Williams, Shad	2001	0-0	.000	8.78	8	1	0	0	0	13.1	26	13	13	6	1	7	0	9	0	0
Willis, Dontrelle	2013	2-1	.667	6.43	5	4	0	0	0	21.0	20	16	15	3	2	14	1	12	1	0
Wilson, Gary	1998	0-1	.000	6.17	10	2	0	0	0	23.1	24	16	16	3	2	5	1	13	1	0
Wise, Matt	2001	9-9	.500	5.04	21	21	0	0	0	123.1	134	79	69	19	12	17	0	111	4	1
	2002	3-4	.429	5.42	16	16	0	0	0	78.0	102	51	47	12	5	15	0	76	0	0
		TOTAL	12-13	.480	5.18	37	37	0	0	0	201.1	236	130	116	31	17	32	0	187	4
Wissler, Bill	1994	5-6	.455	6.34	53	3	0	0	5	92.1	125	68	65	14	4	37	7	64	2	1
	1995	3-3	.500	4.62	37	2	0	0	1	60.1	69	32	31	7	1	24	1	26	5	0
	TOTAL	8-9	.471	5.66	90	5	0	0	6	152.2	194	100	96	21	5	61	8	90	7	1
Wojciechowski, Steve	1998	0-2	.000	6.55	9	1	0	0	0	11.0	13	10	8	0	0	7	0	6	1	0
Wolf, Randy	2014	1-1	.500	4.78	7	7	0	0	0	37.2	45	20	20	5	1	12	0	31	1	0
Wolff, Bryan	2000	4-1	.800	5.57	9	7	0	0	0	51.2	53	33	32	8	1	19	0	43	4	0
Woods, Jake	2004	6-4	.600	6.07	15	14	1	0	0	83.0	107	67	56	13	4	42	0	60	2	1
	2005	3-1	.750	5.89	15	5	0	0	0	36.2	50	27	24	7	2	17	1	36	1	0
	TOTAL	9-5	.643	6.02	30	19	1	0	0	119.2	157	94	80	20	6	59	1	96	3	1

FRANCHISE INFO

Year-By-Year History

Franchise Year-by-Year History

1994, Record: 74-70

- Triple-A Baseball returns to Salt Lake City for the first time since 1984.
- Under manager Scott Ullger, the Buzz qualify for the playoffs as a wild card, but lose 3-2 in the first round to Vancouver.
- Bernardo Brito established team records of 29 home runs and 122 RBIs that stood for many years despite missing six weeks with a broken wrist.
- Eddie Guardado leads the pitching staff with 12 wins.
- The franchise snaps a 40-year-old Pacific Coast League attendance record with a season total 713,224.

1995, Record: 79-65

- Phil Roof begins six-year tenure as manager.
- The Buzz defeat Vancouver in the first round of the playoffs 3-1 to win North Division title. Salt Lake gives up two runs in the bottom of the ninth of game five to fall to Colorado Springs in the PCL Championship Series.
- Riccardo Ingram leads the PCL with a .348 batting average.
- On June 15th, the Minnesota Twins plays an exhibition game against the Buzz, who win 4-3. Hall of Famer Kirby Puckett goes 2-for-2 for the Twins.
- Scott Watkins sets a team record that would stand for six years with 20 saves.
- The Buzz set a since-broken PCL record by committing only 103 errors the entire season.

1996, Record: 78-66

- The Buzz make the postseason for the third consecutive season, but fall 3-1 in the first round to Edmonton.
- Brian Raabe leads the PCL with a .351 batting average.
- Todd Walker leads the league with 28 home runs and 111 RBIs. He wins the PCL Player of the Week Award three times.
- Salt Lake hosts the Triple-A All-Star Game, as the National League edges the American League 2-1 in front of a sellout crowd of 15,500. Salt Lake's Walker belts a homer for the AL's only run.

1997, Record: 72-71

- Salt Lake misses the playoffs for the first time in franchise history.
- Chad Rupp establishes a new franchise record with 32 home runs.
- Ryan Radmanovich belts 27 home runs, but strikes out a PCL-leading 138 times.

1998, Record: 79-64

- The Buzz stay in the race to the end, but fall two games shy of Fresno for the South Division title.
- Hall of Famer Paul Molitor appears in two games for the Buzz on an injury rehab assignment and delivers five hits in 10 at-bats.
- Buzz pitchers combine for a franchise-record 10 shutouts.

1999, Record: 73-68

- The Buzz trail first-place Fresno by 3.5 games with six to play, but rally to win the South Division on the final day of the season. The team loses their first round series to Vancouver 3-2.
- On May 8, Frank Rodriguez tosses the first no-hitter in franchise history, a 2-1, seven-inning win at Iowa.
- Future Boston slugger David Ortiz leads the Buzz with 30 home runs and 110 RBIs.
- On May 13, the Twins return for their second and final exhibition game and edge the Buzz 10-9.

2000, Record: 90-53

- In the team's final season as the Buzz and as the Twins' affiliate, Salt Lake sets a team record for wins and beat Sacramento 3-2 for the Pacific Conference title. They fall 3-1 to Memphis in the PCL Championship, as the series ends on a game-ending home run by future All-Star Albert Pujols in the bottom of the 13th inning in game four.
- The Buzz are the only team in professional baseball, major or minor league, to score more than 1,000 runs during the season with 1,016. Salt Lake leads the PCL with a .312 team batting average with 185 home runs.
- Phil Roof is named the PCL Manager of the Year.
- John Barnes leads the league with a .365 batting average, which is a team record.
- On June 4, Mario Valdez equals a 68-year-old PCL record with seven RBIs in one inning at Calgary with a three-run homer and a grand slam.
- On August 10 vs Calgary, A.J. Pierzynski becomes the only player in franchise history to belt two grand slams in one game.

Year-By-Year History

2001, Record: 79-64

- Team changes its name to the Stingers and their major league affiliation to the Anaheim Angels.
- The Stingers lead the Central Division from opening day until the last weekend of the season, but get swept by Iowa and finish four games behind the Cubs.
- Bart Miadich set a franchise record with 27 saves.

2002, Record: 78-66

- The Stingers roll to the Central Division title under new manager Mike Brumley and sweep Oklahoma 3-0 for the American Conference title. Salt Lake wins game one of the PCL Championship Series, but drops the next three games to Edmonton.
- In Game three against Oklahoma, Lou Pote, Bart Miadich and Francisco Rodriguez combine to throw a one-hitter in a 1-0 win over the Redhawks.
- Robb Quinlan is named the league's MVP, as he bats .333 with 20 home runs and a league-leading 112 RBIs. Quinlan is also awarded the league's Rookie of the Year honor.
- Rick Short leads the PCL with a .356 batting average.
- Chone Figgins tops the league and sets a franchise mark with 18 triples and 39 stolen bases.
- Nathan Haynes establishes a franchise record with a 24-game hitting streak.

2003, Record: 68-75

- The franchise suffers through its first-ever sub .500 season, but still leads the North Division as late as August 25. The Buzz finish in third place, five and a half games behind Edmonton.
- Right-fielder Barry Wesson sets a franchise record by throwing out three Tacoma baserunners in the same game on July 5.
- Trent Durrington finishes among the league leaders with 35 stolen bases.

2004, Record: 56-88

- With injuries at the major league level and at Triple-A, the Stingers go through the worst season in franchise history despite an 11-6 start.
- Steve Green leads the PCL and sets a franchise record with 17 losses.
- Adam Riggs leads the Stingers with a .331 average, 29 home runs and 90 RBIs, and is second in the PCL with a .633 slugging percentage.

2005, Record: 79-65

- First-year manager Dino Ebel gets the Stingers back on the plus side as the team wins their final 10 games of the season, but fall one game short of Tacoma for the North Division title.
- Outfielder Chris Prieto sets a team record by not committing an error in 248 total chances.
- Nick Gorneault leads the Stingers with 26 home runs and 108 RBI.
- On August 29, Alberto Callaspo's RBI single brings home Ryan Budde with the franchise's 10,000th run scored. ESPN SportsCenter aired live from the ballpark that evening as part of their "50 states in 50 days" promotion.

2006, Record: 81-63

- The team changes its name for a second time, now known as the Salt Lake Bees.
- Former major league catcher Brian Harper takes over as the team's manager.
- After a three-year hiatus, the Bees win the North Division and advance to the playoffs where they fall three games to one to Tucson.
- Dustin Moseley sets a franchise record with 13 wins for the Bees.
- Howie Kendrick is named PCL Rookie of the Year, as he hits .369 with 13 home runs and 62 RBIs.
- On June 23, Jered Weaver sets a franchise mark with 14 strikeouts in a 1-0, two-hit win over Sacramento.

2007, Record: 74-69

- The Bees reach the postseason for a second straight season by winning the North Division. The team wins both games of the Pacific Conference Championship series at home, but then loses three straight at Sacramento.
- The franchise picks up its 1,000th win on April 27, 7-5 over Sacramento.
- Kasey Olenberger leads the PCL with 180 innings pitched.

2008, Record: 84-60

- The Bees set a minor league baseball record by winning 21 of its first 22 games of the season under new manager Bobby Mitchell.
- Salt Lake leads the North Division from start to finish, but fall to Sacramento in the first round of the playoffs 3-1.
- Freddy Sandoval leads the PCL and sets a franchise record with 45 doubles. He also leads the league with 176 hits.
- Shane Loux finishes second in the PCL with 12 wins and fourth in ERA at 3.98 while earning the franchise's first PCL Pitcher of the Year award.

Year-By-Year History

2009, Record: 72-71

- Former Bees pitcher Nick Adenhardt is one of three people killed in an auto accident in the early morning hours of April 9, the day of the team's season opener.
- The Bees struggle to finish above .500, but end the season in third place, just one and a half games behind Tacoma and Colorado Springs.
- On July 28 at Sacramento, Sean O'Sullivan throws the first nine inning no-hitter in franchise history as he blanks the River Cats 2-0.
- Sean Rodriguez finishes second in the PCL with 29 home runs before a late season trade to Tampa Bay.

2010, Record: 73-71

- For the second straight season, the Bees finish one and a half games behind eventual league champion Tacoma.
- Mark Trumbo establishes a new franchise record and leads the PCL with 36 home runs and equals the team mark and tops the league with 122 runs batted in.
- Peter Bourjos shares the league lead with 12 triples despite his early August promotion to the Angels. He sets a team record and equals a 73-year-old league mark with three triples against Tacoma on April 16. Bourjos also becomes the first player in franchise history to leg out two inside-the-park home runs in one season.

2011, Record: 62-82

- Keith Johnson became the first former Salt Lake player to manage the team after playing third base for the Stingers in 2002 and 2003.
- As a team, Salt Lake set a new franchise record for inside-the-park home runs with three (Alexi Amarista 1, Jeremy Moore 2).
- Jeremy Moore finished the season with 24 doubles, 18 triples (career and league-high), 15 home runs and 21 stolen bases, becoming only the second player in PCL history to record 15 or more in each category.
- Efran Navarro received a Rawlings Gold Glove Award for defensive excellence at first base. The lefty finished first all-time in franchise history in total chances (1,357), putouts (1,285), double plays (140) and fielding percentage (.998).

2012 Record: 73-71

- 2013 American League Rookie of the Year and MLB All-Star Mike Trout began the season with the Bees, hitting .403 with one home run, four doubles, five triples, 13 RBIs and six stolen bases before joining the Angels on April 28 for the remainder of the season.
- On April 21, team broadcaster Steve Klauke (2,642 games called) surpassed legendary Utah Jazz broadcaster 'Hot' Rod Hundley as having called the most games with a single team in the state of Utah.
- On May 15, hitting coach Jim Eppard in his 10th season with the Bees, was promoted to hitting coach of the Angels. Francisco Matos, previously hitting coach of Double-A Arkansas, replaced him on May 22.

2013 Record: 78-66

- Salt Lake holds off Tacoma for the North Division championship, clinching the first division title and playoff appearance for the Bees since 2008.
- The Bees defeat Las Vegas 3-1 in the PCL Pacific Conference Championship Series on the strength of three one-run victories, including a walk-off home run by Matt Long in game one and a walk-off sacrifice fly by Scott Cousins in game two. Salt Lake then fell 3-1 to Omaha in the PCL Championship Series.
- The team sets a new franchise record with 10 grand slams on the season after hitting none in 2012.
- Matt Shoemaker leads the PCL with 184.1 innings pitched and a new franchise record 160 strikeouts.
- Bees' skipper Keith Johnson wins the PCL Manager of the Year award. Johnson becomes the first Salt Lake manager to win the award since Phil Roof in 2000.

Year-By-Year History

2014 Record: 60-48

- Salt Lake uses a record 69 different players and 42 different pitchers during the season as the team makes a record 214 transactions.
- Efrén Navarro sets Salt Lake career records for hits (567), doubles (129), total bases (812) and multiple hit games (167).
- Slugger Brennan Boesch wins the PCL batting title with a .332 average. Boesch became the fifth batting title champion in Salt Lake history and the first since Rick Short in 2002. Boesch also set a Bees single-season record with a .636 slugging percentage and broke a 20-year old team record by reaching base safely in 11 straight plate appearances.
- 30 players suit up for both the Bees and the Angels, as Salt Lake helps the Angels to an MLB-best 98-64 record. Among the 30 players were eight Angels rehab assignments, including former American League MVP Josh Hamilton and former World Series MVP David Freese.
- Bees broadcaster Steve Klauke calls his 3,000th game on June 24. Klauke was named Ballpark Digest Broadcaster of the Year and Utah Sportscaster of the Year following the season.
- Salt Lake sees three hometown stars suit up for the team in University of Utah star C.J. Cron and Taylorsville High School graduates John Buck and Brandon Lyon.

ALL-TIME FRANCHISE COACHING STAFFS

1994:	Manager, Scott Ullger; Pitching Coach Gorman Heimuller; Hitting Coach Dan Rohn
1995-96:	Manager Phil Roof; Pitching Coach Rick Anderson; Hitting Coach Steve Liddle
1997-2000:	Manager Phil Roof; Pitching Coach Rick Anderson; Hitting Coach Bill Springman (w/ Bench Coach Al Newman in 1998)
2001:	Manager Garry Templeton; Pitching Coach Randy Kramer; Hitting Coach Bill Lachemann
2002:	Manager Mike Brumley; Pitching Coach Mike Butcher; Hitting Coach Bill Lachemann
2003-04:	Manager Mike Brumley; Pitching Coach Rich Bombard; Hitting Coach Jim Eppard
2005:	Manager Dino Ebel; Pitching Coach Bryn Smith; Hitting Coach Jim Eppard
2006-07:	Manager Brian Harper; Pitching Coach Charles Nagy; Hitting Coach Jim Eppard
2008-10:	Manager Bobby Mitchell; Pitching Coach Erik Bennett; Hitting Coach Jim Eppard
2011:	Manager Keith Johnson; Pitching Coach Erik Bennett; Hitting Coach Jim Eppard
2012:	Manager Keith Johnson; Pitching Coach Erik Bennett; Hitting Coaches Jim Eppard (start-5/15), Ty Boykin (interim; 5/17-24) & Francisco Matos (5/25-end)
2013-2014	Manager Keith Johnson; Pitching Coach Erik Bennett; Hitting Coach Francisco Matos

Opening Day

Opening Day Lineups in Franchise History

1994 @ VANCOUVER

Jeff Carter, 2B
J.T. Bruett, CF
Dan Masteller, LF
Bernardo Brito, DH
Scott Stahoviak, 3B
Juan DeLaRosa, RF
Steve Dunn, 1B
Denny Hocking, SS
Mike Durant, C
Eddie Guardado, P

1998 VS TACOMA

Chris Latham, CF
Esteban Beltre, SS
Corey Koskie, 3B
Chad Rupp, DH
Scott Stahoviak, 1B
Jon Shave, 2B
Jamie Ogden, LF
Brian Buchanan, RF
Jayhawk Owens, C
Dan Serafini, P

2002 VS PORTLAND

Chone Figgins, 2B
Robb Quinlan, 1B
Gary Johnson, LF
Clay Bellinger, 3B
Jeff Guiel, RF
Jamie Burke, DH
Jose Molina, C
Julio Ramirez, CF
Alfredo Amezaga, SS
John Lackey, P

1995 @ ALBUQUERQUE

Mitch Simons, 2B
Riccardo Ingram, RF
Dan Masteller, 1B
Bernardo Brito, DH
Ben Shelton, LF
Steve Hazlett, CF
Tom Quinlan, 3B
Damian Miller, C
Andres Duncan, SS
Mike Trombley, P

1999 VS IOWA

Darrell Nicholas, LF
Jacque Jones, CF
David Ortiz, 1B
Chad Rupp, DH
Brian Buchanan, RF
A.J. Pierzynski, C
Brian Richardson, 3B
Dan Cey, 2B
Mike Moriarty, SS
Gary Rath, P

2003 @ LAS VEGAS

Chone Figgins, 2B
Alfredo Amezaga, SS
Jeff DaVanon, CF
Robb Quinlan, LF
Gary Johnson, RF
Adam Riggs, DH
Jeff Guiel, 1B
Wil Nieves, C
Keith Johnson, 3B
Matt Hensley, P

1996 @ PHOENIX

Mitch Simons, 2B
Brian Raabe, DH
Todd Walker, 3B
Kevin Reimer, LF
Denny Hocking, SS
Steve Hazlett, RF
Jamie Ogden, 1B
Damian Miller, C
Chris Latham, CF
Dan Serafini, P

2000 @ TACOMA

Chad Allen, LF
Robin Jennings, CF
Doug Mientkiewicz, 1B
Mario Valdez, DH
Brian Buchanan, RF
Brian Richardson, 3B
Jay Canizaro, 2B
Javier Valentin, C
Mike Moriarty, SS
Scott Randall, P

2004 VS FRESNO

Chris Prieto, CF
Brian Gordon, RF
Robb Quinlan, 1B
Adam Riggs, LF
Alex Pelaez, 3B
Wil Nieves, C
Derrick Gibson, CF
Gary Johnson, DH
Brian Specht, 2B
Steve Green, P

1997 @ ALBUQUERQUE

Chris Latham, CF
Mitch Simons, 2B
Pedro Castellano, 3B
Chad Rupp, 1B
J.J. Johnson, LF
Damian Miller, C
Ryan Radmanovich, RF
Mike Durant, DH
Kevin Baez, SS
Dan Serafini, P

2001 @ OKLAHOMA

Juan Tolentino, CF
Wilmy Caceres, SS
Larry Barnes, 1B
Jose Fernandez, 3B
Jeff DaVanon, RF
Scott Morgan, LF
Jamie Burke, DH
Jose Molina, C
Justin Baughman, 2B
Brian Cooper, P

2005 VS TUCSON

Chone Figgins, 2B
David Matranga, SS
Dallas McPherson, 3B
Casey Kotchman, 1B
Jeff Mathis, C
Nick Gorneault, RF
Curtis Pride, LF
Luke Allen, DH
Andy Fox, 2B
Chris Bootcheck, P

Opening Day Lineups in Franchise History

2006 @ TUCSON

Erick Aybar, SS
Howie Kendrick, 2B
Dallas McPherson, 3B
Kendrys Morales, 1B
Nick Gorneault, RF
Mike Napoli, C
Tommy Murphy, CF
Curtis Pride, DH
Reggie Willits, LF
Joe Saunders, P

2010 @ LAS VEGAS

Peter Bourjos, CF
Freddy Sandoval, 3B
Hank Conger, DH
Cory Aldridge, RF
Mark Trumbo, 1B
Michael Ryan, LF
Gary Patchett, SS
Ryan Budde, C
Hainley Statia, 2B
Trevor Reckling, P

2014 VS SACRAMENTO

J.B. Shuck, LF
Taylor Lindsey, 2B
Grant Green, SS
Efren Navarro, DH
C.J. Cron, 1B
Brennan Boesch, RF
Luis Jimenez, 3B
John Hester, C
Matt Long, CF
Jarrett Grube, P

2007 VS LAS VEGAS

Nathan Haynes, CF
Jeff Mathis, C
Brandon Wood, 3B
Kendrys Morales, DH
Nick Gorneault, LF
Terry Evans, RF
Mike Eytward, 1B
Matt Brown, 2B
Casey Smith, SS
Kasey Olenberger, P

2011 VS RENO

Tyson Auer, CF
Alexi Amarista, 2B
Paul McNulty, DH
Jeff Baisley, 3B
Jeremy Moore, RF
Kevin Melillo, LF
Efren Navarro, 1B
Kevin Richardson, C
Andrew Romine, SS
Tyler Chatwood, P

2008 @ LAS VEGAS

Brad Coon, CF
Bobby Wilson, C
Kendrys Morales, 1B
Dee Brown, LF
Brandon Wood, SS
Matt Brown, 3B
Sean Rodriguez, 2B
Freddy Sandoval, DH
Adam Pavkovich, RF
Nick Green, P

2012 @ TACOMA

Mike Trout, DH
Andrew Romine, SS
Hank Conger, C
Ryan Langerhans, RF
Kole Calhoun, CF
Luis Jimenez, 3B
Efren Navarro, 1B
Ed Lucas, 2B
Doug Deeds, LF
Garrett Richards, P

2009 VS RENO

Reggie Willits, CF
Freddy Sandoval, 3B
Sean Rodriguez, 2B
Matt Brown, 1B
Brandon Wood, SS
Bobby Wilson, C
Terry Evans, RF
Chris Pettit, DH
Brad Coon, LF
Anthony Ortega, P

2013 @ TACOMA

Scott Cousins, CF
Luis Rodriguez, 2B
Luis Jimenez, 3B
Kole Calhoun, RF
Trent Oeltjen, CF
Chris Snyder, C
Efren Navarro, 1B
John Hester, DH
Tommy Field, SS
Barry Enright, P

Salt Lake PCL Baseball Year-By-Year

YEAR	MANAGER	W-L	PCT.	DIV.FINISH
1915	Cliff Blankenship	108-89	.548	Second
1916	Cliff Blankenship, Bill O'Connor & Bill Bernhard	99-96	.508	Third
1917	Bill Bernhard	102-97	.513	Third
1918	Walter McCredie	48-49	.495	Fifth
1919	Eddie Herr	88-83	.515	Third
1920	Erniel Johnson	95-92	.508	Fifth
1921	Gavvy Cravath	73-110	.399	Seventh
1922	Duffy Lewis	95-106	.473	Fourth
1923	Duffy Lewis	94-105	.472	Fifth
1924	Duffy Lewis	101-100	.502	Fifth
1925	Oscar Vitt	116-84	.580	Second
1958	Larry Shepard	77-77	.500	Fifth
1959	Larry Shepard	85-69	.552	First#
1960	Larry Shepard	80-73	.523	Third
1961	Herman Franks, Fred Fitzsimmons	67-87	.435	Eighth
1962	Bob Kennedy	81-73	.526	Second
1963	Elvin Tappe	73-85	.462	Eighth
1964	Vedie Himsl	58-98	.372	Fifth
1965	Stan Hack	56-91	.381	Twelfth
1970	Don Zimmer	44-99	.308	Eighth
1971	Del Rice	78-68	.534	Second#
1972	Les Moss	80-68	.541	Third
1973	Les Moss	79-65	.549	Third
1974	Norm Sherry	69-73	.486	Fifth
1975	Norm Sherry	80-64	.556	Second
1976	Jimmy Williams	90-54	.625	First
1977	Jimmy Williams	74-65	.532	Second
1978	Deron Johnson	72-65	.526	Fifth
1979	Jimmy Williams	80-68	.541	Fourth/First#
1980	Moose Stubing	77-65	.542	Third/Third
1981	Moose Stubing	63-71	.470	Fourth/Third
1982	Bobby Floyd	73-70	.510	Third/First
1983	Bobby Floyd	67-75	.472	Fourth/Third
1984	Bobby Floyd	74-66	.529	Second/First
1994	Scott Ullger	74-70	.514	Second/Third
1995	Phil Roof	79-65	.549	Second/First
1996	Phil Roof	78-66	.542	Fifth/Second
1997	Phil Roof	72-71	.503	Fourth/Third
1998	Phil Roof	79-64	.552	Second
1999	Phil Roof	73-68	.518	First
2000	Phil Roof	90-53	.629	First
2001	Garry Templeton	79-64	.552	Second
2002	Mike Brumley	78-66	.542	First
2003	Mike Brumley	68-75	.476	Third
2004	Mike Brumley	56-88	.389	Fourth
2005	Dino Ebel	79-65	.549	Second
2006	Brian Harper	81-63	.563	First
2007	Brian Harper	74-69	.517	First
2008	Bobby Mitchell	84-60	.583	First
2009	Bobby Mitchell	72-71	.503	Third
2010	Bobby Mitchell	73-71	.507	Second
2011	Keith Johnson	62-82	.431	Fourth
2012	Keith Johnson	73-71	.507	Third
2013	Keith Johnson	78-66	.542	First
2014	Keith Johnson	60-84	.417	Fourth
TOTALS		4258-4152	.506	

#- Won PCL Title

Last Time It Happened

Five Hits in One Game	6-14-14	Vance Albitz @ Colorado Springs (3 1B, 1 2B, 1 3B)
By Opponent	7-10-14	Jesus Montero vs. Tacoma (3 1B, 2 2B)
Five RBI in One Game	6-27-14	Zach Borenstein @ Fresno
By Opponent	7-10-14	Ty Kelly vs. Tacoma (7 RBIs)
Two Home Runs in One Game	8-18-14	Vance Albitz @ Iowa (2 solo)
By Opponent	7-10-14	Ty Kelly vs. Tacoma (3-run/grand slam)
Grand Slam	6-13-14	Efren Navarro @ Colorado Springs (off Christian Friedrich)
By Opponent	7-10-14	Ty Kelly vs. Tacoma (off Michael Kohn)
Pinch Hit Home Run	6-30-14	Taylor Lindsey @ Fresno (10th inning solo HR)
By Opponent	6-11-14	Marc Krauss @ OKC (8th inning 3 run HR)
Inside-The-Park Home Run	6-25-13	Matt Young @ Las Vegas
By Opponent	8-10-14	Rico Noel vs. El Paso
Game Opening Home Run	8-23-14	J.B. Shuck @ El Paso
By Opponent	7-31-14	Xavier Avery vs. Tacoma
Walk-Off Home Run	4-9-14	C.J. Cron vs. Fresno (12th innings, solo HR)
By Opponent	8-22-11	Ryan Spilborghs @ Colorado Springs (10th inning, 3 run HR)
Pinch-Hit Walk-Off Hit	8-21-05	Luke Allen vs Sacramento (single)
By Opponent	8-11-01	Juan Thomas @ Tacoma (home run)
Back-to-Back Home Runs	6-19-14	Luis Jimenez & Roberto Lopez vs. Memphis (4th inning)
By Opponent	7-10-14	Gabriel Noreiga & John Hicks (9th inning off Roberto Lopez)
Back-to-Back-to-Back Home Runs	4-19-14	Taylor Lindsey, Grant Green, Luis Jimenez vs. Albuquerque (3rd)
By Opponent	8-9-11	Jerry Sands, Jamie Hoffman & Justin Sellers @ Albuquerque (7th)
Back-to-Back-to-Back-to-Back Home Runs	Never	
By Opponent	5-8-14	Allen Dykstra, Zach Lutz, Taylor Teagarden, Brandon Allen vs. Las Vegas (4th)
Two Hits in the Same Inning	7-6-14	Tony Campana vs. El Paso (1st inning, 1B, 1B)
By Opponent	6-2-14	Joc Pederson @ Albuquerque (5th inning, 3B-1B)
Hit For The Cycle	4-9-08	Matt Brown @ Tucson
By Opponent	6-7-11	Collin Cowgill @ Reno
Five Home Runs in One Game	4-19-14	Vs. Albuquerque (5 HR)
By Opponent	5-19-14	Vs. Albuquerque (6HR)
Ten or More Runs Scored	8-26-14	Vs. New Orleans (11-2)
By Opponent	8-2-14	Vs. El Paso (L 13-2)
By Both Teams in Same Game	7-6-14	Vs. El Paso (L 12-10)
Twenty Runs in One Game	8-23-11	@ Colorado Springs (W 23-11)
By Opponent	5-30-12	vs Colorado Springs (L 22-8)
Ten or More Runs in One Inning	7-24-12	vs Sacramento (10 runs in the 2nd)
By Opponent	6-11-13	@ Colorado Springs (10 runs in the 6th)
Twenty or More Hits in One Game	7-13-13	@ Colorado Springs (20 hits)
By Opponent	7-11-14	Vs. Tacoma (20 hits)
Nine Inning Complete Game	7-20-14	Caleb Clay Vs. Las Vegas (W 3-0)
By Opponent	5-27-11	Matt Buschmann @ Tucson (W 11-1)
Nine Inning Complete Game No-Hitter	7-28-09	Sean O'Sullivan @ Sacramento (W 2-0)
By Opponent	8-14-09	Luis Mendoza @ Oklahoma City (W 5-0)
Nine Inning Complete Game One-Hitter	Never	
By Opponent	4-29-99	Clint Sodowsky @ Memphis (W 3-0)
Nine Inning Complete Game Two-Hitter	6-16-09	Trevor Bell vs Colorado Springs (W 1-0)
By Opponent	6-21-11	Barry Zito @ Fresno (W 2-0)
Nine Inning Complete Game Shutout	7-20-14	Caleb Clay Vs. Las Vegas (W 3-0)
By Opponent	6-21-11	Barry Zito @ Fresno (W 2-0)
Ten or More Strikeouts	7-17-14	Wade LeBlanc vs. Las Vegas (11K)
By Opponent	5-24-13	Carlos Torres @ Las Vegas (10 Ks)
Position Player Pitched	7-10-14	Roberto Lopez vs. Tacoma (1 IP, 3 H, 3 R, 3 ER, 0 BB, 0 K, 2 HR)
Steal of Home	8-11-13	Efren Navarro @ Round Rock
Three or More Stolen Bases	6-15-13	Luis Jimenez @ Fresno
Triple Play Turned	8-18-14	vs Iowa (1-6-2, LeBlanc-O'Malley-Cron) and hit into by Logan Watkins
By Opponent	7-20-00	@ Calgary (8-6-2-5) and hit into by Casey Blake
Staff Ejection	6-27-14	Keith Johnson @ Fresno (by HP Umpire Greg Stanzak 5th inning)
Player Ejection	8-28-13	Scott Cousins @ Tacoma by Greg Stanzak
Last Shutout	8-3-14	7-0 @ Fresno
By Opponent	6-26-14	8-0 @ Fresno
Last 1-0 shutout	7-23-12	vs Fresno
By Opponent	5-22-14	Vs. Albuquerque
Back-to-back shutouts by SL pitchers	6/7 & 6/8/12	3-0 @ Tacoma & 2-0 @ Tacoma
By Opponent's Pitchers	6/21 & 6/22/10	4-0 @ Sacramento & 8-0 @ Tacoma (G1)
B-to-B shutouts (1 win, 1 loss)	5/21-5/22/14	Won 3-0 vs. Albuquerque 5/21, Lost vs. Albuquerque 0-1 5/22
Sweep at Home	7/30-8/2/13	vs Iowa (four games)
Swept at Home	5/6-5/9/14	Vs. Las Vegas (four games)
Sweep on the Road	8/16-8/19/14	@ Iowa (four games)
Swept on the Road	5/10-5/13/14	@ Sacramento (four games)

Notable Former Players

Notable Former Salt Lake Players (Years in Salt Lake)

Erick Aybar (2006-2007, 2011, 2013) - Infielder

	G	AB	R	H	2B	3B	HR	RBI	BB	IBB	SO	SB	CS	AVG	OBP	SLG
MLB Career	1064	3830	498	1062	192	42	45	373	201	9	470	126	47	.277	.318	.385

2011 Gold Glove Winner

Marty Cordova (1994, 1997) - Outfielder

	G	AB	R	H	2B	3B	HR	RBI	BB	IBB	SO	SB	CS	AVG	OBP	SLG
MLB Career	952	3419	480	938	192	18	122	540	329	1	730	57	36	.274	.344	.448

1995 American League Rookie Of The Year

Chone Figgins (2002-03, 2007-08) - Infielder

	G	AB	R	H	2B	3B	HR	RBI	BB	IBB	SO	SB	CS	AVG	OBP	SLG
MLB Career	1282	4701	708	1298	188	58	35	403	540	6	832	341	119	.276	.349	.363

2005 American League stolen base leader (62), 2009 MLB All-Star

Eddie Guardado (1994) - Left Handed Pitcher

	W	L	ERA	G	GS	CG	SHO	SV	IP	H	R	ER	HR	BB	SO
MLB Career	46	61	4.32	908	25	0	0	187	945.0	894	477	453	138	348	798

Two-Time MLB All-Star, Appeared on 2014 Hall of Fame Ballot

LaTroy Hawkins (1994-97) - Right Handed Pitcher

	W	L	ERA	G	GS	CG	SHO	SV	IP	H	R	ER	HR	BB	SO
MLB Career	72	93	4.33	1000	98	2	0	124	1428.2	1563	747	688	159	449	949

One of only 16 pitchers to appear in 1,000 career MLB games

Torii Hunter (1998, 2000) - Outfielder

	G	AB	R	H	2B	3B	HR	RBI	BB	IBB	SO	SB	CS	AVG	OBP	SLG
MLB Career	2233	8336	1229	2327	476	39	331	1310	626	51	1636	193	94	.279	.334	.465

Five-Time MLB All-Star, Nine-Time Gold Glove Winner, 2009 Silver Slugger Award Winner, 2002 MLB.com Defensive Player of the Year, 2009 Branch Rickey Award Winner for exceptional community service

Howie Kendrick (2006-2009) - Infielder

	G	AB	R	H	2B	3B	HR	RBI	BB	IBB	SO	SB	CS	AVG	OBP	SLG
MLB Career	1081	4117	534	1204	249	30	78	501	211	27	761	95	36	.292	.332	.424

2011 MLB All-Star

John Lackey (2001-02, 2009) - Right Handed Pitcher

	W	L	ERA	G	GS	CG	SHO	SV	IP	H	R	ER	HR	BB	SO
MLB Career	152	117	.403	355	354	17	8	9	2263.1	2340	1109	1013	239	656	1790

2007 MLB All-Star, Led American League in 2007 with a 3.01 ERA.

Notable Former Players

Damian Miller (1995-97) - Catcher

	G	AB	R	H	2B	3B	HR	RBI	BB	IBB	SO	SB	CS	AVG	OBP	SLG
MLB Career	989	3182	361	834	205	4	87	406	303	0	772	5	5	.262	.329	.411

2002 MLB All-Star

David Ortiz (1997-99) - Infielder/DH

	G	AB	R	H	2B	3B	HR	RBI	BB	IBB	SO	SB	CS	AVG	OBP	SLG
MLB Career	2111	7575	1267	2159	547	18	466	1533	1162	178	1569	15	8	.285	.379	.547

Nine-Time MLB All-Star, 2013 World Series MVP, Six-Time MLB Silver Slugger Award Winner, 2004 ALCS MVP

A.J. Pierzynski (1998-2000) - Catcher

	G	AB	R	H	2B	3B	HR	RBI	BB	IBB	SO	SB	CS	AVG	OBP	SLG
MLB Career	1865	6636	754	1867	368	23	177	837	283	65	829	14	21	.281	.320	.424

Two-time MLB All-Star

Francisco Rodriguez (2002) - Right Handed Pitcher

	W	L	ERA	G	GS	CG	SHO	SV	IP	H	R	ER	HR	BB	SO
MLB Career	46	41	2.73	799	0	0	0	348	835.1	624	274	253	77	346	1005

Five-Time MLB All-Star, Two-Time Rolaids Relief Award Winner, Led American League in saves in 2005, 2006 and 2008

Mike Trout (2012) - Outfielder

	G	AB	R	H	2B	3B	HR	RBI	BB	IBB	SO	SB	CS	AVG	OBP	SLG
MLB Career	493	1873	373	572	111	26	98	307	269	20	489	102	14	.305	.395	.549

2014 AL MVP, Three-Time MLB All-Star, 2014 All-Star Game MVP, 2014 AL Hank Aaron Award Winner, Led American League in runs scored in 2012, 2013 and 2014

Mark Trumbo (2010) - Infielder/Outfielder

	G	AB	R	H	2B	3B	HR	RBI	BB	IBB	SO	SB	CS	AVG	OBP	SLG
MLB Career	548	2046	255	506	95	7	109	345	144	18	554	20	14	.247	.298	.460

2012 MLB All-Star

Todd Walker (1996-97, 2000) - Infielder

	G	AB	R	H	2B	3B	HR	RBI	BB	IBB	SO	SB	CS	AVG	OBP	SLG
MLB Career	1288	4554	647	1316	284	30	107	545	421	0	571	66	37	.289	.348	.435

Jared Weaver (2006) - Right Handed Pitcher

	W	L	ERA	G	GS	CG	SHO	SV	IP	H	R	ER	HR	BB	SO	SLG
CAREER	131	69	3.28	265	265	12	6	0	1688.0	1489	648	616	185	455	1405	

Three-Time MLB All-Star, Led American League in wins in 2012 and 2014, Led majors in strikeouts in 2010, Threw no-hitter on May 2, 2012 against Minnesota

Bees and the Community

The Salt Lake Bees have a strong tradition of community involvement ever since the franchise's return to Utah in 1994. Bees players, coaches, Bumble and front office staff make numerous appearances throughout the year while also supporting local causes through events at Smith's Ballpark.

BALLPARK TOURS

Groups and/or organizations can get an exclusive behind the scenes tour of Smith's Ballpark free of charge. Schools and summer camps often use this opportunity as a field trip location. Often times, the tour guide is the only 'voice' in franchise history, Steve Klauke.

BREAST CANCER AWARENESS NIGHT

The 2014 season marked the eighth consecutive year of the team trading in the traditional white home uniforms for pink jerseys in support of Breast Cancer Awareness. The club also encouraged fans attending the game to show their support for Breast Cancer Awareness by wearing pink and a silent auction for the player-worn jerseys and other team memorabilia was held during the game with proceeds benefiting the Huntsman Cancer Foundation. The charity jersey auction raised over \$4,000 in 2014 and the partnership with Huntsman Cancer Institute and Swing for Life combined for nearly \$14,000 in donations.

BUMBLE

Bumble, the official mascot of the Salt Lake Bees, makes public appearances during both the Bees season and offseason. Bumble is available for corporate events, charity functions, birthdays or other private parties and can always be found at home Bees games. Requests can be submitted online at slbees.com.

DONATION REQUESTS

The Bees proudly support charitable organizations and fundraisers through donations of tickets or memorabilia. Requests are accepted year round. A request form can be found online at slbees.com.

FIELD OF DREAMS

For the 12th straight season the Bees continued the experience of a lifetime for youth baseball and softball teams in the Salt Lake Valley. During the 2014 season, local youth teams were selected to join the Bees on the field pregame for the performance of the national anthem following their own introductions, and receive a behind the scenes tour of Smith's Ballpark.

JUVENILE JUSTICE SERVICES MENTORING PROGRAM

The Bees teamed up with Utah's Juvenile Justice Services (JJS) for a mentoring program for the seventh consecutive season in 2014, including player visits to facilities as well as inviting JJS groups to the ballpark for a player-given tour and tickets to a Bees game. Bees players and staff frequently traveled to facilities (six in the Salt Lake Valley) and/or invited groups to a game. Players speak to each group about overcoming life struggles while also providing insight on being a professional athlete.

KNOTHOLE CLUB

The Knothole Club, the official kids club of the Salt Lake Bees, consisted of approximately 13,000 members during the 2014 season. The club is open to kids ages 12 and under with a range of member benefits including a free ticket voucher to a Salt Lake Bees game, a Salt Lake Bees t-shirt, a membership ID card granting access to discounted Utah Jazz and Bees tickets and a discount at Fanzz stores. Members also get the opportunity to meet Bees players and participate in baseball clinics at Smith's Ballpark.

MILITARY APPRECIATION NIGHT

In honor of men and women of the U.S. Armed Forces, the Bees will host Military Appreciation Weekend in May. The team wears camouflage jerseys while military personnel receive discounted tickets. The pre and postgame ceremonies include participants from various military branches singing the national anthem, presenting the colors, performing during the seventh inning stretch and conducting a postgame enlistment ceremony. In 2014 the Bees auctioned off their camouflage uniforms, raising over \$4,000 for Honor Flight, an organization that sends veterans to see the memorials that were built in their honor.

Bees and the Community

PREVENTION DIMENSIONS KIDS DAY

The Bees, in conjunction with the Utah State Office of Education, hosted the tenth annual Prevention Dimensions Kids Day in 2014. The event, which promotes drug and alcohol prevention, brought over 14,000 students to Smith's Ballpark. The fourth, fifth and sixth grade students in attendance enjoyed a pregame program featuring Utah elementary school students. The Bees also provided lunch for the students.

READ TODAY NIGHT

Read Today, KSL, Deseret News and the Salt Lake Bees produced a newspaper insert to hand out to schools in May and encouraged a summer reading program. The newspaper was distributed to nearly 300 local schools and ran in the Deseret News. Children that read 1,000 minutes during the summer were eligible for two free tickets to a Bees game in August. 4,000 tickets were donated for Read Today night which included giveaways and a live broadcast of the KSL evening news from the Ballpark.

SHRINERS HOSPITAL FOR CHILDREN- SALT LAKE CITY/MIRACLE LEAGUE BASEBALL

Last season the Bees visited Shriners Hospital for Children during the hospital's annual 'Summerfest.' Bees players Caleb Clay, Vance Albitz, Shawn O'Malley, Tony Campana and Brennan Boesch played games with the attendees and signed autographs.

SONS OF BASEBALL

The Bees are proud to partner with Sons of Baseball Foundation again in 2015. Sons of Baseball organization finds inspiring special needs children and treats them to a MVP experience at baseball games. The Salt Lake Bees supported Sons of Baseball by hosting six different families during the 2014 season. The families got free tickets and food vouchers to a game, were invited onto the field before the game to watch batting practice and get autographs and received a special tour of Smith's Ballpark. The Bees also hosted a Hot Stove Charity Dinner before the season with all proceeds going to benefit Sons of Baseball.

SPEAKERS BUREAU

The Bees are proud to provide speakers for both civic and charitable functions along the Wasatch Front. Members of the Bees management staff are available to share their experiences. Learn what goes on behind the scenes of a successful minor league organization and what it takes to work in the sports industry. A request form can be found online at slbees.com.

YOUTH AND HIGH SCHOOL BASEBALL FUNDRAISING PROGRAM

Teams and organizations looking for fundraising opportunities are invited to sell Bees ticket vouchers to raise money for their organization. Groups earn money on each voucher sold and can also earn rewards like a suite night at a Bees game or hosting a game on the field at Smith's Ballpark. For more information contact Colin Forbes at 801-350-6917.

History of Professional Baseball in Salt Lake City



The year was 1915 and the Salt Lake Bees were born into the Pacific Coast League (PCL). The Sacramento Sacts were struggling at the gate in 1914 and on September 6, the team folded. The PCL took over the team and relocated them to San Francisco and renamed the club the Mission Wolves. Shortly after that lone season, the team was moved to the Beehive State and named the Salt Lake Bees.

In their first season under manager Cliff Blankenship, the Bees finished second with a 108-89 record. The team would operate through the 1925 season, a year that shortstop Tony Lazzeri hit a PCL record 60 homeruns. The 60th came on October 9, the final day of the season, and it was an inside-the-park roundtripper.

In 1926, the team moved to Los Angeles and became known as the Hollywood Stars. With the team's departure for Southern California, Salt Lake City went 23 years before the PCL returned in 1958. Larry Shepard managed the team to a 77-77 record before leading them to Salt Lake's first PCL title in 1959, as the Bees finished the season with a one and one-half game lead over Vancouver. In 1961, the Bees were led by future San Francisco Giants and Chicago Cubs manager Herman Franks and in 1962 another future big league skipper Bob Kennedy would be at the helm.

Beginning in 1963, the Bees gained the team's first full affiliation with a major league club, spending the next three years under the wings of the Chicago Cubs. The team would withdraw from the PCL after the 1965

season, but the Vancouver club would re-locate to Salt Lake City in 1970. The Bees, under an affiliation with the second-year San Diego Padres, would be led by yet another future big league manager in Don Zimmer. Despite his future success, Zimmer's club finished with a Salt Lake PCL worst record of 44-99, 52.5 games behind first place Hawaii in the Southern Division.

In 1971, the team changed its name and affiliation, becoming known as the Salt Lake Angels. In that first season with California, the Salt Lake Angels won the PCL title, the second in the city's history. Manager Del Rice led the team to the Southern Division crown and then took the title by sweeping Tacoma three games to none. The team was renamed the Gulls in 1975 and would provide more excitement by reaching the league finals in 1975 and 1976, but in each of those seasons, they would lose the title series to Hawaii. Finally, in 1979 under the tutelage of future major league manager Jimmy Williams, the Gulls got by their nemesis and swept the Islanders 3-0 to win the third and last PCL championship in Salt Lake City.

In 1982, the Gulls became affiliated with the Seattle Mariners and while they won the first half Northern Division title that year and the second half crown in the division in 1984, the team struggled financially and after that season, was sold and moved to Calgary, Alberta, Canada.


History of the Current Salt Lake Bees Franchise



SALT LAKE BUZZ



SALT LAKE STINGERS



SALT LAKE BEES

Salt Lake City was without Pacific Coast League baseball until 1994, when owner Joe Buzas moved the Portland Beavers franchise to the Beehive State and named the team the Salt Lake Buzz. As the Triple-A affiliate of the Minnesota Twins, the Buzz would enjoy a winning record in each of their seven seasons with trips to the postseason in five of those years. Unfortunately, the Buzz would be heartbroken with a pair of walk-off hits that would end their trips to the PCL finals. In 1995, Salt Lake had a one-run lead with one out and nobody on base in the bottom of the ninth of the fifth and deciding game at Colorado Springs, but the team never recorded the third out, as Jim Tatum's bloop single to left off Dan Naulty gave the Sky Sox the championship.

In 2000, the Buzz were down two games to one, but rallied to tie Memphis with three runs in the top of the ninth inning. The game would, however, end in the Redbirds favor on a 13th inning solo homer by future National League Rookie of the Year, Albert Pujols.

In 2001, the team would change its name and affiliation once again. The team would be known as the Stingers and would reunite with the Angels. That led to another trip to the league finals in 2002, but they would be defeated three games to one by the Edmonton Trappers. The Stingers struggled through 2003 and 2004 and, in 2005, the late Larry H. Miller purchased the Stingers. Under first-year manager Dino Ebel, the team finished 79-65, just one game behind Tacoma in the Northern Division race.

In October, the Stingers changed their name back to the original Salt Lake Bees.

Under manager Brian Harper in 2006 and 2007, the Bees enjoyed back-to-back PCL Pacific North Division titles, yet in both years the team lost in the Pacific Coast Conference Championship series.

Former World Champion Los Angeles Dodger Bobby Mitchell joined the Bees as manager in 2008. Beginning the season with a minor league best 21-1 start, Salt Lake once again captured the Pacific North Division title, but fell for the third consecutive time in the Pacific Conference Championship series. In 2009, Mitchell led the team to its fifth consecutive winning season (72-71) despite beginning the season with the devastating loss of former Bees pitcher Nick Adenhardt. Mitchell finished the 2010 season with a 73-71 and a game and a half out of first place in the Pacific North Division.

Keith Johnson was named manager for the 2011 season, becoming the first former Salt Lake player to manage the club, having played for the Stingers in 2002 and 2003. Johnson guided the Bees to a PCL Pacific Conference Championship in 2013. Former Major Leaguer Dave Anderson was named the ninth manager of the team prior to the 2015 season.

The franchise owns a 26-34 playoff record and a 4-10 playoff series record. Overall, Salt Lake teams have a 4258-4152 (.506) record in the Pacific Coast League.



**HOME UNIFORM
(WHITE)**



**AWAY UNIFORM
(GRAY)**




**ALTERNATE UNIFORM
(BLACK TOP, WHITE BOTTOMS)**

FRANCHISE INFO



PCL INFO

Steve Klauke



PCL INFO

Pacific Coast League



One Christolm Trail, Suite 4200
Round Rock, TX 78681

Phone: (512) 310-2900
Fax: (512) 310-8300

WEBSITE: www.pclbaseball.com



BRANCH RICKEY
PRESIDENT



DWIGHT HALL
DIRECTOR OF
BASEBALL
OPERATIONS



MELANIE FIORE
DIRECTOR OF
ADMINISTRATION



ANDREW COCKRUM
MEDIA &
OPERATIONS
ASSISTANT

PCL Executive Committee

VICE PRESIDENT/EXECUTIVE COMMITTEE CHAIRMAN:

MINOR LEAGUE BASEBALL BOARD OF TRUSTEES:

EXECUTIVE COMMITTEE AMERICAN CONFERENCE NORTHERN DIVISION:

EXECUTIVE COMMITTEE AMERICAN CONFERENCE SOUTHERN DIVISION:

EXECUTIVE COMMITTEE PACIFIC CONFERENCE NORTHERN DIVISION:

EXECUTIVE COMMITTEE PACIFIC CONFERENCE SOUTHERN DIVISION:

Don Logan

Sam Bernabe & Ken Young

Dave Elmore

Frank Ward

Aaron Artman

Marc Amicone

Conference Division Structure

PACIFIC CONFERENCE		AMERICAN CONFERENCE	
SOUTHERN DIVISION	NORTHERN DIVISION	SOUTHERN DIVISION	NORTHERN DIVISION
Albuquerque	Fresno	Memphis	Colorado Springs
El Paso	Reno	Nashville	Iowa
Las Vegas	Sacramento	New Orleans	Oklahoma City
Salt Lake	Tacoma	Round Rock	Omaha

Pacific Coast League



Albuquerque Isotopes

1601 Avenida Cesar Chavez SE
Albuquerque, New Mexico 87106
Phone: (505) 924-2255

WEBSITE: albuquerquebaseball.com
E-MAIL ADDRESS: info@abqisotopes.com
OWNER: Albuquerque Baseball Club L.L.C.
PCL Member Since: 2003



GLENALLEN HILL



ISOTOPES PARK

GENERAL MANAGER:
DIRECTOR OF PUBLIC RELATIONS:

John Traub
Lee Van Horn • lvanhorn@abqisotopes.com

Baseball Operations

MAJOR LEAGUE AFFILIATION: (since)
FIELD MANAGER:
PITCHING COACH:
HITTING COACH:
TRAINER:
PHYSICAL PERFORMANCE COACHES:

Colorado Rockies (2015)
Glenallen Hill
Darryl Scott
Dave Hajek
Heath Townsend
Brian Buck, Mike Jaspersen

Stadium Information

BALLPARK:
PLAYING SURFACE:
DIMENSIONS:
RADIO:
ANNOUNCER:

Isotopes Park (13,279 renovated and reopened in 2003)
Natural Grass
LF-340', CF-400', RF-340'
KNML 610 AM
Josh Suchon

2015 Schedule

April 30-May3 @ Albuquerque
June 6-9 @ Salt Lake
June 26-29 @ Salt Lake
July 28-31 @ Albuquerque

History vs. Albuquerque

All-Time: 79-64 (2014: 7-9)
@ Salt Lake: 38-34 (4-4)
@ Albuquerque: 41-30 (3-5)

Pacific Coast League

Albuquerque vs. Salt Lake (2014)

PLAYERS	AVG	G	AB	R	H	2B	3B	HR	RBI	BB	IBB	SO	SB	CS	OBP	SLG	OPS	SF	SAC	HBP	DP	E*
* Baxter, Mike	.318	11	44	6	14	3	3	0	4	6	0	13	2	1	.400	.591	.991	0	0	0	0	0
* Buss, Nick	.143	7	28	2	4	0	0	0	2	1	0	4	0	1	.194	.143	.336	1	1	1	0	0
Cannon, John	.333	1	3	0	1	0	0	0	0	0	0	1	0	0	.333	.333	.667	0	0	0	0	0
# Erickson, Griff	.200	8	30	3	6	2	0	1	4	2	0	9	0	0	.250	.367	.617	0	0	0	1	0
Federowicz, Tim	.200	4	15	1	3	1	0	2	2	1	0	1	0	0	.250	.267	.517	0	0	0	0	0
Figueroa, Dionne	.308	4	13	2	4	1	0	0	4	1	0	2	0	0	.471	.385	.855	0	0	0	0	1
Guerrero, Alex	.359	10	39	6	14	1	3	2	8	3	0	4	0	0	.468	.892	1.101	1	1	1	0	1
* Hazelbaker, Jeremy	.278	4	18	3	5	0	0	0	0	0	0	5	1	1	.278	.278	.556	0	0	0	0	0
Ibarra, Walter	.231	7	26	2	6	1	0	0	2	1	0	7	0	0	.250	.269	.519	1	1	1	0	1
Liddi, Alex	.176	5	17	3	3	1	0	0	0	3	0	5	0	0	.333	.236	.569	0	0	1	1	1
Monell, Johnny	.333	3	9	1	3	1	1	0	2	2	0	1	1	0	.455	.667	1.121	0	0	0	0	0
Olivo, Miguel	.500	4	18	2	9	3	0	0	5	0	0	5	0	0	.500	.667	1.167	0	0	0	0	1
* Pederson, Clint	.350	15	60	14	21	3	2	3	11	9	0	19	5	1	.443	.617	1.060	0	0	1	1	0
* Robinson, JC	.276	16	62	10	19	7	1	3	17	9	0	14	0	0	.389	.597	.986	1	0	0	1	2
# Robinson, Trayvon	.222	13	54	7	12	5	0	2	6	4	0	17	2	2	.236	.426	.662	0	0	0	0	0
Rojas, Miguel	.340	14	47	14	16	2	0	2	6	4	1	5	4	2	.404	.511	.914	0	0	1	1	1
Romak, Jamie	.262	11	42	7	11	2	1	3	8	7	0	13	1	0	.380	.571	.951	0	0	1	1	0
Triunfel, Carlos	.277	12	44	4	10	1	0	1	7	2	0	8	0	1	.256	.318	.574	1	1	0	3	1
TEAM TOTAL	.283	16	569	87	161	34	11	18	84	55	3	132	16	9	.350	.476	.826	5	3	6	10	9

PITCHERS	W-L	ERA	G	GS	CG	SHO	SV	SO	IP	H	R	ER	HR	HB	BB	IBB	SO	BK	WP	GO/AO	DP	WHIP	AVG	AB	TBF	SF	GF	LG	LD
Baez, Pedro	0-0	0.00	2	0	0	0	1	1	11.1	0	0	0	0	0	1	0	0	0	1.00	1	1.50	250	4	5	0	1	1	1	
Bennett, Jeff	2-0	1.63	2	0	0	0	0	13.0	17	7	1	0	0	6	6	0	6	0	1.80	3	1.89	321	63	58	0	0	0	0	
Danel, Sam	1-0	5.19	4	1	0	0	1	2	8.2	9	5	5	3	1	4	1	6	0	1.43	1	1.50	273	33	39	1	2	0	0	
Dominguez, Jose	1-0	0.00	4	0	0	0	2	2	5.1	1	0	0	0	2	1	0	5	0	1.75	0	0.38	059	17	20	0	4	0	0	
Edlfsen, Steve	0-0	***	1	0	0	0	0	0	0.0	3	5	5	0	0	3	0	0	0	0	*	1.00	3	6	0	0	0	0	0	
Fife, Stephen	0-0	3.00	2	0	0	0	0	0	3.0	4	1	0	0	0	0	1	0	0	0.75	0	1.33	333	12	13	0	1	0	0	
Frias, Carlos	1-2	10.20	3	3	0	0	0	0	15.0	26	19	17	1	1	8	0	11	1	4	1.50	0	2.27	377	69	79	1	0	0	0
Garcia, Yimi	0-0	1.63	3	0	0	0	0	0	5.1	2	1	1	0	0	0	0	6	0	0.80	0	0.38	111	18	18	0	0	1	1	
* Hynes, Colt	0-0	3.38	7	0	0	0	1	1	8.0	9	3	3	0	0	0	0	5	0	4.67	2	1.13	290	31	31	0	3	3	3	
Judy, Josh	2-0	7.88	5	0	0	0	0	2	8.0	15	8	7	0	1	2	0	6	1	1.50	1	2.13	429	35	39	0	2	0	0	
Lee, Zach	1-1	3.75	2	2	0	0	0	0	12.0	14	8	5	0	1	2	0	8	0	0.93	0	1.33	275	51	54	0	0	0	0	
Magill, Matt	0-0	5.79	4	2	0	0	0	0	14.0	15	9	9	1	2	7	0	5	0	1	0.82	0	1.57	283	53	63	1	0	1	0
* Moskals, Daniel	0-0	9.00	2	0	0	0	0	0	1.0	1	1	0	1	0	1	0	1	0	2.00	0	1.00	000	3	5	0	1	0	0	
Peterson, Hedi	2-2	7.77	2	2	0	0	0	0	13.0	19	5	4	0	0	2	0	12	2	1.22	0	1.15	145	55	61	0	0	0	0	
Rodriguez, Paco	0-0	3.86	5	0	0	0	0	0	4.2	5	2	2	0	0	1	0	8	0	5.00	0	1.29	263	19	20	0	2	2	2	
Smith, Steve	1-1	3.86	4	2	0	0	0	0	14.0	13	6	6	4	0	2	0	8	0	0.71	1	1.07	245	53	55	0	0	0	0	
Sosa, Henry	0-0	2.70	2	2	0	0	0	0	13.1	8	5	4	0	0	4	0	9	0	1.50	1	0.90	167	48	52	0	0	0	0	
Souza, Justin	1-0	5.68	3	0	0	0	0	0	6.1	8	4	4	1	1	1	0	2	0	1.20	1	1.42	320	25	27	0	1	0	0	
TEAM TOTAL	9-7	4.99	16	16	0	1	5	8	146.0	163	89	81	12	10	44	1	100	1	8	1.27	12	1.42	283	576	636	4	16	9	

Salt Lake vs. Albuquerque (2014)

PLAYERS	AVG	G	AB	R	H	2B	3B	HR	RBI	BB	IBB	SO	SB	CS	OBP	SLG	OPS	SF	SAC	HBP	DP	E*
Albitz, Vance	.250	1	4	0	1	1	0	0	0	0	0	0	0	0	.250	.500	.750	0	0	0	0	0
* Borsch, Brennan	.400	6	25	2	10	0	0	1	6	1	0	6	1	0	.400	.480	.880	0	0	0	1	1
* Borenstein, Zach	.235	4	17	3	4	0	0	0	2	0	0	2	0	0	.235	.235	.470	0	0	0	0	0
* Calhoun, Kole	.400	2	10	2	4	1	0	0	2	0	0	2	0	0	.400	.500	.900	0	0	0	0	0
Cron, C.J.	.214	7	28	4	6	2	0	1	5	1	0	4	0	0	.290	.393	.683	0	0	2	0	0
De La Rosa, Anderson	.267	4	15	0	4	0	0	0	1	0	0	4	0	0	.267	.267	.533	0	0	0	0	2
Field, Tommy	.414	7	29	6	12	3	0	1	4	0	0	7	1	0	.400	.621	1.021	1	0	0	1	1
Fresse, David	.250	2	4	0	1	0	0	1	1	1	0	1	0	0	.400	1.000	1.400	0	0	0	0	0
Gren, Grant	.386	8	36	5	11	2	1	1	13	2	0	4	1	0	.359	.500	.859	0	0	1	2	0
* Hamilton, Josh	.444	2	9	1	4	2	0	0	0	0	1	0	0	0	.444	.667	1.111	0	0	0	1	0
* Heid, Drew	.167	7	18	2	3	1	0	3	4	0	0	5	0	0	.304	.333	.638	1	0	0	1	0
Hester, John	.150	6	20	3	3	0	0	0	2	4	1	5	0	1	.308	.150	.458	1	0	1	1	0
Jimenez, Luis	.328	14	61	10	20	4	2	4	13	2	0	14	2	1	.349	.656	1.005	0	0	0	0	0
* Komatsu, Erik	.000	2	4	0	0	0	0	0	0	1	0	1	0	0	.200	.000	.200	0	0	0	0	0
* Lindsay, Taylor	.286	12	49	11	14	1	0	2	6	5	0	4	1	0	.342	.484	.826	0	0	1	1	0
* Long, Matt	.245	13	53	8	13	2	0	0	5	5	0	9	5	0	.310	.283	.593	0	1	0	0	1
Lopez, Roberto	.250	14	40	7	10	2	0	2	7	6	0	9	1	0	.375	.450	.825	0	0	2	2	0
Martinez, Luis	.310	8	29	4	9	5	0	0	3	1	0	3	0	0	.375	.483	.858	0	0	2	1	0
* Navarro, Efran	.209	11	43	5	9	4	0	0	3	4	0	6	0	0	.277	.302	.579	0	0	0	0	0
* O'Malley, Shawn	.410	11	39	10	16	2	1	0	5	4	0	5	1	0	.465	.513	.978	0	0	0	1	1
* Shuck, J	.388	5	19	3	7	1	0	0	2	3	0	2	1	1	.455	.421	.876	0	0	0	0	0
* Swift, Jimmy	.069	7	24	1	2	1	0	0	1	0	0	7	0	0	.080	.125	.205	1	1	0	0	2
TEAM TOTAL	.283	16	576	89	163	34	6	12	85	44	1	100	15	4	.342	.425	.768	4	2	10	12	8

PITCHERS	W-L	ERA	G	GS	CG	SHO	SV	SO	IP	H	R	ER	HR	HB	BB	IBB	SO	BK	WP	GO/AO	DP	WHIP	AVG	AB	TBF	SF	GF	LG	LD
* Alvarez, Jose	0-0	2.79	2	2	0	0	0	0	9.2	8	3	3	0	1	7	0	6	0	1.22	2	1.55	229	35	43	0	0	0	0	
Berg, Jeremy	0-0	10.38	5	0	0	0	0	1	8.2	16	10	4	0	1	0	8	0	1	0.75	0	1.96	410	39	41	1	0	0		

Pacific Coast League



Colorado Springs Sky Sox

4385 Tutt Boulevard
Colorado Springs, Colorado 80922
Phone: (719) 597-1449

WEBSITE: www.skysox.com
E-MAIL ADDRESS: info@skysox.com
OWNER: David G. Elmore - Elmore Sports Group
PCL MEMBER SINCE: 1988



RICK SWEET



SECURITY SERVICE FIELD

GENERAL MANAGER:
DIRECTOR OF PUBLIC RELATIONS:

Tony Ensor
Nick Dobreff • prdept@skysox.com

Baseball Operations

MAJOR LEAGUE AFFILIATION: (since)
FIELD MANAGER:
PITCHING COACH:
HITTING COACH:
TRAINER:
STRENGTH COACH:

Milwaukee Brewers (2015)
Rick Sweet
Fred Dabney
Bob Skube
Aaron Hoback
Andrew Emmick

Stadium Information

BALLPARK:
PLAYING SURFACE:
DIMENSIONS:
RADIO:
ANNOUNCER:

Security Service Field (9,000, opened in 1988)
Natural Grass
LF-350', CF-400', RF-350'
Sports Animal AM 1300
Dan Karcher

2015 Schedule

May 21-24 @ Salt Lake

History vs. Colorado Springs

All-time: 148-124 (2014: 3-1)
@ Salt Lake: 79-57 (DNP)
@ Colorado Springs 69-67 (3-1)

PCL INFO

Pacific Coast League

Colorado Springs vs. Salt Lake (2014)

PLAYERS	AVG	G	AB	R	H	2B	3B	HR	RBI	BB	IBB	SO	SB	CS	OBP	SLG	OPS	SF	SAC	HBP	DP	E*
# Cleary Jr., Delta	.455	3	11	1	5	2	0	0	4	0	0	3	1	0	.455	.636	1.091	0	0	0	0	0
* Frey, Evan	.200	3	10	1	2	1	0	0	0	2	0	2	0	1	.333	.300	.633	0	0	0	0	0
# Garcia, Drew	.333	4	15	3	5	1	0	0	2	3	0	4	2	0	.444	.400	.844	0	0	0	0	0
Janish, Paul	.333	4	15	3	5	2	0	0	0	1	0	2	0	0	.375	.467	.842	0	0	0	2	0
Nina, Angelys	.100	3	10	2	1	0	0	0	1	1	0	4	0	0	.182	.100	.282	0	1	0	0	1
Parker, Kyle	.462	4	13	1	6	2	0	0	3	0	0	0	0	0	.462	.615	1.077	0	0	0	0	0
* Paulsen, Ben	.083	4	12	2	1	0	0	1	2	6	1	2	0	0	.389	.333	.722	0	0	0	0	0
* Pridie, Jason	.000	1	1	0	0	0	0	0	0	0	0	0	0	0	.000	.000	.000	0	0	0	0	0
Smalling, Tim	.250	4	16	2	4	0	0	0	0	0	0	1	1	0	.250	.250	.500	0	0	0	1	1
Williams, Jackson	.188	4	16	1	3	0	0	0	3	1	0	3	1	0	.235	.188	.423	0	1	0	0	0
# Ynoa, Rafael	.467	4	15	3	7	1	0	0	3	3	0	2	2	1	.566	.533	1.089	0	0	0	0	0
TEAM TOTAL	.291	4	134	19	39	9	0	1	18	17	1	23	7	2	.371	.381	.751	0	2	0	3	2

PITCHERS	W-L	ERA	G	GS	CG	SHO	SV	SVO	IP	H	R	ER	HR	HB	BB	IBB	SO	BK	WP	GO/AO	GI DP	WHIP	AVG	AB	TBF	SF	GF	HLD
Bettis, Chad	0-0	4.50	1	0	0	0	0	0	2.0	2	1	1	0	0	1	0	3	0	0	1.00	0	1.50	.250	8	9	0	1	0
Brown, Brooks	0-0	0.00	1	0	0	0	0	0	2.0	1	0	0	0	0	0	0	0	0	0	1.50	0	0.50	.167	6	6	0	0	1
Burke, Greg	0-0	2.08	1	0	0	0	0	0	4.1	1	1	1	1	0	1	0	3	0	3.00	0	0.46	.077	13	14	0	0	0	0
* Burres, Brian	0-1	11.57	1	1	0	0	0	0	4.2	7	6	6	0	0	2	0	3	0	0.80	1	1.93	.368	19	22	1	0	0	0
Corpas, Manny	0-0	0.00	1	0	0	0	0	0	1.0	2	0	0	0	0	0	0	1	0	2.00	0	2.00	.400	5	5	0	0	0	0
* Friedrich, Christian	0-1	11.81	1	1	0	0	0	0	5.1	11	7	7	1	0	1	0	3	0	1.75	2	2.25	.440	25	26	0	0	0	0
Gomez, Luis	0-0	22.50	2	0	0	0	0	0	2.0	3	5	5	0	1	4	0	3	0	0.00	0	3.50	.375	8	13	0	2	0	0
* Hernandez, Pedro	1-0	5.40	1	1	0	0	0	0	5.0	7	3	3	1	0	1	0	3	0	8.00	2	1.60	.389	18	20	0	0	0	0
Lopez, Wilton	0-1	5.79	2	0	0	0	1	4.2	8	3	3	3	0	1	1	0	3	0	6.00	0	1.93	.400	20	21	0	0	0	0
McClelland, Mike	0-0	3.86	1	0	0	0	0	2.1	3	1	1	0	0	1	0	1	0	0	0.67	0	1.71	.333	9	10	0	0	0	0
Scahill, Rob	0-0	0.00	1	0	0	0	1	2.0	1	0	0	0	0	1	2	0	0	0	4.00	0	1.00	.167	6	8	0	1	0	
Tomko, Brett	0-0	13.50	1	1	0	0	0	0.2	2	3	1	0	0	2	0	2	0	0	0	6.00	5.00	4	6	0	0	0	0	
TEAM TOTAL	1-3	7.00	4	4	0	0	1	2	36.0	48	30	28	3	1	15	0	27	0	0	2.05	5	1.75	.340	141	160	1	4	1

Salt Lake vs. Colorado Springs (2014)

PLAYERS	AVG	G	AB	R	H	2B	3B	HR	RBI	BB	IBB	SO	SB	CS	OBP	SLG	OPS	SF	SAC	HBP	DP	E*
Albitz, Vance	.636	3	11	3	7	3	1	0	2	1	0	2	1	0	.667	1.091	1.758	0	0	0	0	0
* Boesch, Brennan	.500	3	12	5	6	3	0	1	6	1	0	2	0	0	.538	1.000	1.538	0	0	0	0	0
* Borenstein, Zach	.231	3	13	1	3	0	0	1	4	0	0	1	0	0	.231	.462	.692	0	0	0	0	0
Field, Tommy	.412	4	17	6	7	2	2	0	3	0	0	2	0	0	.412	.765	1.176	0	2	0	0	2
Green, Grant	.294	4	17	3	5	2	0	0	1	1	0	5	0	0	.368	.412	.780	0	0	1	1	0
Hester, John	.333	3	9	3	3	2	0	0	1	3	0	0	0	0	.500	.566	1.066	0	0	0	2	0
Jimenez, Luis	.313	4	16	2	5	1	0	0	3	1	0	4	0	0	.353	.375	.728	0	0	0	1	0
Lopez, Roberto	.375	3	8	0	3	1	0	0	0	0	0	2	0	0	.375	.500	.875	0	0	0	1	0
Martinez, Luis	.500	1	4	0	2	0	0	0	0	0	0	1	0	0	.500	.500	1.000	0	0	0	0	0
* Navarro, Efen	.267	4	15	3	4	1	0	1	6	4	0	5	0	0	.421	.533	.954	0	0	0	0	0
# O'Malley, Shawn	.000	1	4	1	0	0	0	0	0	1	0	1	0	0	.200	.000	.200	0	0	0	0	1
* Shuck, J.B.	.200	4	15	3	3	0	0	0	2	3	0	3	1	2	.316	.200	.516	1	2	0	0	0
TEAM TOTAL	.293	16	557	94	163	36	6	15	90	54	0	102	13	7	.362	.460	.822	2	2	8	13	17

PITCHERS	W-L	ERA	G	GS	CG	SHO	SV	SVO	IP	H	R	ER	HR	HB	BB	IBB	SO	BK	WP	GO/AO	GI DP	WHIP	AVG	AB	TBF	SF	GF	HLD
Berg, Jeremy	0-0	3.00	2	0	0	0	0	0	3.0	2	1	1	0	0	0	0	3	0	1	2.00	0	0.67	.182	11	11	0	0	1
Boyd, Jake	0-0	0.00	1	0	0	0	0	0	1.0	1	0	0	0	0	0	0	1	0	1.00	1	1.00	.333	3	3	0	0	1	
Chaffee, Ryan	0-0	4.50	1	0	0	0	0	0	2.0	5	1	1	0	0	3	0	1	0	2.00	0	4.00	.625	8	12	0	0	0	
De La Rosa, Dane	0-0	0.00	1	0	0	0	0	0	1.0	0	0	0	0	0	0	0	0	0	0.50	0	0.00	.000	3	3	0	0	1	
Grube, Jarrett	1-0	10.80	1	1	0	0	0	0	5.0	9	6	6	1	0	1	0	3	0	1.50	0	2.00	.391	23	24	0	0	0	
Herrera, Yoslan	0-0	0.00	1	0	0	0	0	0	1.0	1	0	0	0	0	0	0	0	0	2.00	0	1.00	.250	4	4	0	1	0	
Kohn, Michael	0-0	0.00	2	0	0	0	2	2	2.0	0	0	0	0	0	1	0	2	0	0.50	0	0.50	.000	6	7	0	2	0	
Lerew, Anthony	1-0	4.50	1	1	0	0	0	0	6.0	2	3	3	0	0	4	0	4	0	1.40	0	1.00	.111	18	23	0	0	0	
Newby, Kyle	0-0	0.00	2	0	0	0	0	0	1.1	0	0	0	0	1	2	0	0	0	0.67	0	0.86	.125	8	9	0	1	1	
Nieve, Fernando	0-0	5.40	1	1	0	0	0	0	2.1	3	1	1	0	0	1	0	1	0	1	3.00	0	2.40	.375	8	9	0	0	0
Richardson, Dustin	0-1	6.00	1	0	0	0	0	0	3.0	6	2	2	0	0	1	0	0	0	2.00	1	2.33	.462	13	14	0	0	0	
Sisk, Brandon	0-0	0.00	2	0	0	0	0	0	1.2	0	0	0	0	0	3	0	0	0	0.00	0	0.00	.000	5	5	0	0	2	
Thomas, Justin	1-0	6.75	1	1	0	0	0	0	5.1	9	5	4	0	0	5	0	3	0	4.50	1	2.63	.375	24	29	0	0	0	
TEAM TOTAL	10-6	5.30	16	16	0	0	6	8	141.0	179	100	83	16	6	54	0	130	0	7	1.17	10	1.65	.310	577	647	7	16	9

PL INFO

Pacific Coast League

El Paso Chihuahuas



One Ballpark Plaza
El Paso, TX 79901

WEBSITE: www.epchihuahuas.com
E-MAIL ADDRESS: info@epchihuahuas.com
OWNER: MountainStar Sports Group, LLC
PCL MEMBER SINCE: 2014



PAT MURPHY



SOUTHWEST UNIVERSITY PARK

**OWNER/CHAIRMAN OF BOARD
BROADCASTER & MEDIA RELATIONS:**

Paul Foster
Tim Hagerty • thagerty@epchihuahuas.com

Baseball Operations

MAJOR LEAGUE AFFILIATION: (since)
FIELD MANAGER:
PITCHING COACH:
HITTING COACH:
TRAINERS:
STRENGTH AND CONDITIONING COACH:

San Diego Padres (2014)
Pat Murphy
Bronswell Patrick
Jody Davis
Nate Stewart, Isak Yoon
A.J. Russell

Stadium Information

BALLPARK:
PLAYING SURFACE:
DIMENSIONS:
RADIO:
ANNOUNCER:

Southwest University Park
Natural Grass
LF-324', CF-403', RF-322'
ESPN 600
Tim Hagerty

2015 Schedule

April 25-28 @ El Paso
June 18-21 @ El Paso
July 4-7 @ Salt Lake
July 24-27 @ Salt Lake

History vs. El Paso

All-Time: 6-10 (2014: 6-10)
@ Salt Lake: 3-5 (2014: 3-5)
@ El Paso: 3-5 (2014: 3-5)

PCL INFO

Pacific Coast League

El Paso vs. Salt Lake (2014)

PLAYERS	AVG	G	AB	R	H	2B	3B	HR	RBI	BB	IBB	SO	SB	CS	OBP	SLG	OPS	SF	SAC	HBP	DP	F*
Asencio, Yelson	.429	5	21	6	9	1	0	3	7	3	0	2	0	0	.455	.905	1.359	0	0	0	3	0
Castellanos, Alex	.356	11	31	8	11	4	1	0	2	3	0	9	1	0	.417	.548	.965	1	1	0	1	0
Decker, Cody	.288	16	66	13	19	5	0	8	18	6	0	21	0	2	.356	.727	1.083	0	0	1	2	2
Francoeur, Jeff	.290	8	31	3	9	3	0	0	4	4	0	6	0	0	.371	.387	.759	0	0	0	0	0
* Fuentes, Raymond	.524	5	21	6	11	3	0	0	2	2	0	4	3	0	.565	.667	1.232	0	0	0	0	0
Gale, Rocky	.297	10	37	5	11	1	0	0	4	0	0	2	0	0	.282	.324	.606	2	0	0	1	1
Galvez, Jonathan	.306	16	62	7	19	5	0	1	9	7	0	9	0	0	.371	.455	.807	1	0	0	1	1
* Gaebbert, Jake	.421	5	19	8	8	3	0	2	9	6	0	3	0	0	.500	.855	1.455	0	0	0	1	0
Greene, Tyler	.321	13	56	11	18	4	0	2	11	5	0	12	0	0	.381	.500	.881	1	0	1	1	2
Jackson, Ryan	.000	2	2	1	0	0	0	0	0	4	0	0	0	0	.667	.000	.667	0	1	0	0	0
Kohlscheen, Stephen	.000	1	0	0	0	0	0	0	0	0	0	0	0	0	.000	.000	.000	0	0	0	0	2
Lane, Jason	.500	3	4	2	2	1	0	0	1	0	0	0	0	0	.500	.750	1.250	0	0	0	0	0
Lemmerman, Jake	.000	5	19	1	0	0	0	0	0	2	0	4	0	0	.095	.000	.095	0	0	0	0	0
* Lindsey, Taylor	.086	10	35	4	3	2	6	7	4	4	0	2	0	1	.185	.143	.338	0	0	1	1	2
Liriano, Rymar	.467	4	15	4	7	4	1	0	4	2	0	4	2	0	.529	.867	1.396	0	0	0	1	0
Moore, Adam	.259	7	27	3	7	3	0	1	1	3	0	6	0	0	.333	.481	.815	0	0	0	0	0
Nelson, Chris	.333	6	21	3	7	1	1	0	8	6	0	4	0	0	.464	.476	.940	1	0	0	1	0
# Noel, Rico	.347	15	49	16	17	6	0	1	9	7	0	11	3	2	.421	.531	.952	1	1	0	1	1
* Peterson, Jaca	.396	13	48	10	19	5	1	0	10	12	0	12	4	2	.517	.542	1.058	0	1	0	0	1
TEAM TOTAL	.314	16	564	111	177	51	4	18	103	74	0	111	13	7	.392	.514	.906	8	3	4	12	14

PITCHERS	W-L	ERA	G	GS	CG	SHO	SV	SVO	IP	H	R	ER	HR	HB	BB	IBB	SO	BK	WP	GO/AO	DP	WHIP	AVG	AB	TBF	SF	GF	HLD
Ambroz, Hector	0-0	0.00	2	0	0	0	1	1	2.0	3	1	0	0	0	2	0	2	0	0	3.00	0	2.50	.333	9	11	0	0	0
Buckner, Billy	0-0	5.40	1	1	0	0	0	0	5.0	5	4	3	2	1	2	0	4	0	0	1.00	0	1.40	.250	20	23	0	0	0
* Elin, Robbie	0-0	6.00	1	0	0	0	0	0	7.0	7	4	4	4	0	1	0	1	0	0	1.75	0	1.50	.316	23	26	0	0	0
Klimes, Branch	0-0	0.00	2	0	0	0	0	0	12.0	0	0	0	0	0	1	0	0	0	0.50	0	0.60	.000	5	6	0	1	1	
Kohlscheen, Stephen	0-0	0.00	5	0	0	0	0	1	5.1	4	2	0	0	0	1	0	4	0	1	0.67	0	0.94	.222	18	22	3	2	1
* LaFromboise, Bobby	0-2	9.00	3	0	0	0	0	0	4.0	6	4	4	1	0	1	0	3	0	0	1.33	0	1.75	.375	16	18	0	2	0
Lane, Jason	1-1	7.71	3	3	0	0	0	0	18.2	33	17	16	2	0	4	0	6	0	0	1.93	4	1.98	.407	81	88	0	0	0
Nix, Michael	2-0	1.93	5	0	0	0	0	1	9.1	8	3	2	0	0	2	0	8	0	2	3.50	2	1.07	.242	33	37	1	1	0
O'Grady, Dennis	2-0	1.23	6	0	0	0	0	0	7.1	8	4	1	0	0	2	0	3	0	1	1.13	0	1.36	.286	28	31	1	3	1
* Oramas, Juan Pablo	1-2	7.31	3	3	0	0	0	0	16.0	25	13	13	2	0	3	0	7	1	2	0.38	0	1.75	.368	68	73	2	0	0
* Reanick, Chris	0-0	1.69	5	0	0	0	0	0	5.1	5	1	1	0	0	2	0	4	0	0	3.00	1	1.31	.263	19	21	0	1	2
Roach, Donn	0-1	9.00	4	2	0	0	0	0	11.0	18	12	11	0	1	1	0	9	0	0	3.00	2	2.45	.383	47	58	0	1	0
Sampson, Keyvius	0-0	0.00	6	0	0	0	0	0	7.2	5	0	0	0	0	4	0	9	0	2	1.20	1	1.17	.192	26	31	1	1	1
Smith, Chris	0-0	6.39	4	2	0	0	0	0	12.2	14	10	9	3	1	4	0	11	0	0	1.56	0	1.42	.280	50	56	0	0	1
Sullivan, Jerry	0-0	3.98	4	0	0	0	0	2	5.1	4	2	2	1	0	2	0	5	0	0	1.50	0	1.13	.200	20	22	0	3	0
Wieland, Joe	1-0	0.00	1	1	0	0	0	0	6.1	6	0	0	0	0	1	0	8	0	0	0.25	0	1.11	.240	25	26	0	0	0
Wisler, Matt	3-0	4.42	3	3	0	0	0	0	18.1	22	9	9	2	2	4	0	14	0	0	1.17	0	1.42	.283	76	82	0	0	0
TEAM TOTAL	10-6	4.75	16	16	0	4	6	142	173	86	75	14	5	46	0	96	1	10	1.23	10	1.54	.307	564	631	8	16	8	

Salt Lake vs. El Paso (2014)

PLAYERS	AVG	G	AB	R	H	2B	3B	HR	RBI	BB	IBB	SO	SB	CS	OBP	SLG	OPS	SF	SAC	HBP	DP	F*
Albitz, Vance	.364	9	33	4	12	2	0	5	2	0	0	5	0	1	.400	.545	.945	0	0	0	1	0
* Boesch, Brennan	.344	16	64	11	22	7	0	5	14	4	0	11	4	0	.382	.688	1.070	0	0	0	1	2
Buck, John	.240	7	25	0	6	0	0	0	3	0	0	6	0	0	.259	.240	.499	1	0	1	2	0
* Campana, Tony	.352	14	54	9	19	2	1	0	5	7	0	6	1	4	.426	.426	.852	0	2	0	0	0
Cron, C.J.	.071	14	14	1	1	0	0	0	1	1	0	5	0	0	.188	.071	.259	0	0	0	1	0
Field, Tommy	.389	5	18	4	7	2	0	0	1	1	0	3	2	0	.421	.500	.921	0	0	0	0	2
Green, Grant	.462	4	13	4	6	3	0	1	2	2	0	2	1	0	.533	.923	1.456	0	0	0	1	1
Hester, John	.143	8	28	2	4	0	0	1	2	4	0	9	1	0	.250	.250	.500	0	0	0	0	0
Jimenez, Taylor	.310	15	58	10	18	6	0	2	14	1	0	6	1	0	.323	.517	.840	2	0	1	2	0
* Lindsey, Taylor	.399	5	19	2	7	0	1	0	2	1	0	3	0	1	.421	.500	.921	0	1	0	0	0
* Long, Matt	.000	1	3	0	0	0	0	0	0	0	0	0	1	0	.000	.000	.000	0	0	0	0	0
Lopez, Roberto	.357	9	28	3	10	2	0	0	2	2	0	5	1	0	.400	.429	.829	0	0	0	0	0
* Martinez, Luis	.250	3	12	3	3	0	0	0	3	0	0	0	0	0	.250	.250	.500	0	1	0	0	0
* Navarro, Ethen	.188	4	16	2	3	0	0	0	1	1	0	5	0	0	.235	.188	.423	0	0	0	1	0
* O'Malley, Shawn	.346	15	52	10	18	3	1	0	7	9	0	5	4	1	.446	.442	.888	2	3	2	1	1
Shuck, J.B.	.111	15	61	11	19	2	2	2	10	6	0	7	0	0	.357	.508	.865	3	1	0	0	0
* Stewart, Ian	.133	8	30	4	4	1	0	1	3	3	0	8	1	0	.212	.267	.479	0	0	0	0	0
* Wheeler, Ryan	.389	10	36	6	14	0	0	2	6	2	0	8	0	0	.421	.556	.977	0	0	0	0	1
Zaneski, Zach	.000	1	1	0	0	0	0	0	0	0	0	1	0	0	.000	.000	.000	0	0	0	0	0
TEAM TOTAL	.307	16	564	86	173	30	7	14	81	46	0	96	16	7	.360	.459	.819	8	8	5	10	9

PITCHERS	W-L	ERA	G	GS	CG	SHO	SV	SVO	IP	H	R	ER	HR	HB	BB	IBB	SO	BK	WP	GO/AO	DP	WHIP	AVG	AB	TBF	SF	GF	HLD
Bedrosian, Cam	0-1	15.43	3	0	0	0	0	0	1.1	4	4	4	0	2	3	0	0	0	0	2.00	0	1.71	.125	8	13	0	2	0
Berg, Jeremy	0-0	27.00	1	0	0	0	0	0	1	2.0	4	4	3	0	0	0	0	0	0	4.00	0	4.00	.500	8	8	0	0	0
Brady, Michael	0-0	4.50	1	0	0	0	0	0	2.0	2	1	1	0	0	2	0	3	0	1	2.00	0	2.00	.250	8	10	0	0	0
Carpenter, David	0-0	2.57	5	0	0	0	0	0	7.0	6	2	2	0	0	1	7	0	0	3.00	1	1.00	.222	27	28	0	3	2	
Chaffee, Ryan	0-0	4.50	4	0	0	0	0	0	2.0	11	10	10	1	0	4	0	4	0	3	1.00	0	7.50	.647	17	21	0	1	0
Clay, Caleb	0-2	4.61	2	2	0	0	0	0	13.2	17	7</																	

Pacific Coast League



Fresno Grizzlies

1800 Tulare Street
Fresno, California 93721
Phone: (559) 320-4487

WEBSITE: www.fresnogrizzlies.com
E-MAIL ADDRESS: info@fresnogrizzlies.com
OWNER: Fresno Sports Management, LLC
PCL MEMBER SINCE: 1998 (also 1906)



TONY DEFRANCESCO



CHUKCHANSI PARK

EXECUTIVE VICE PRESIDENT:
MEDIA RELATIONS COORDINATOR:

Brian Glover
Ryan Young • ryyoung@fresnogrizzlies.com

Baseball Operations

MAJOR LEAGUE AFFILIATION: (since)
FIELD MANAGER:
PITCHING COACH:
HITTING COACH:
HITTING COACH:
DEVELOPMENTAL SPECIALIST:
TRAINER:
STRENGTH COACH:

Houston Astros (2015)
Tony DeFrancesco
Arthur "Ace" Adams
Leon Roberts
Jeff Murphy
Bryan Baca
Trey Wiedman

Stadium Information

BALLPARK:
PLAYING SURFACE:
DIMENSIONS:
RADIO:
ANNOUNCER:

Chukchansi Park (12,500, opened in 2002)
Natural Grass
LF-324', CF-400', RF-335'
KIZN 105.5 FM
Doug Greenwald

2015 Schedule

April 13-16 @ Fresno
April 21-24 @ Salt Lake
June 11-14 @ Salt Lake
September 4-7 @ Fresno

History vs. Fresno

All-Time: 130-120 (2014: 6-10)
@ Salt Lake: 69-57 (2014: 3-5)
@ Freson: 65-63 (2014: 3-5)

PCL INFO

Pacific Coast League

Fresno vs. Salt Lake (2014)

PLAYERS	AVG	G	AB	R	H	2B	3B	HR	RBI	BB	IBB	SO	SB	CS	OBP	SLG	OPS	SF	SAC	HBP	DP	E*
# Alvarez, Tony	.419	11	43	9	16	5	0	2	0	0	0	2	0	0	.425	0.74	1.109	0	0	0	0	0
* Belt, Brandon	.500	2	8	1	4	2	0	1	2	0	0	2	0	0	.500	1.125	1.625	0	0	0	0	0
Brown, Gary	.294	16	67	14	19	2	1	2	9	5	0	16	8	2	.355	.433	.788	1	2	3	2	1
Criano, Trevor	.143	2	7	1	1	0	0	0	0	1	0	1	0	0	.250	.143	.393	0	0	0	0	0
* Brinaco, Juan	.320	7	25	3	8	1	0	1	4	1	0	1	3	0	.333	.480	.813	1	1	0	3	0
Colvin, Tyler	.077	4	13	2	1	0	0	0	0	2	0	6	1	0	.200	.077	.277	0	0	0	0	0
Dominguez, Chris	.260	13	51	9	18	3	1	2	12	4	0	15	2	1	.450	.627	1.077	0	0	0	4	1
Duwall, Adam	.219	8	32	5	7	1	0	2	11	4	0	8	0	0	.324	.438	.762	0	0	1	1	1
Ford, Darren	.286	16	52	10	15	4	0	1	5	9	0	11	3	1	.397	.423	.820	1	0	1	1	0
Herrera, Javier	.316	4	19	2	6	2	1	0	4	1	0	5	0	1	.350	.526	.876	0	0	0	1	0
Hicks, Brandon	.250	4	12	1	3	0	0	0	0	3	0	7	0	0	.438	.250	.688	0	0	1	0	0
Ishikawa, Travis	.419	8	31	8	13	1	0	2	6	4	0	5	0	0	.526	.645	1.171	0	0	3	1	0
Krill, Brett	.375	3	8	1	3	0	0	0	0	2	0	3	0	0	.500	.375	.875	0	0	0	0	0
* LaTore, Tyler	.429	2	7	3	3	1	0	0	0	1	0	1	0	0	.500	.571	1.071	0	0	0	0	0
* Minicucci, Mark	.385	11	39	9	15	3	0	2	14	7	0	10	0	0	.489	.615	1.105	0	0	1	0	0
* Noonan, Nick	.222	9	36	5	8	2	0	1	6	1	0	14	1	0	.263	.361	.624	0	0	1	1	0
* Pagan, Angel	.125	2	8	0	1	0	0	0	1	0	0	0	0	0	.125	.125	.250	0	0	0	0	0
* Frank, Joe	.368	8	38	9	14	1	0	0	9	3	0	2	0	0	.442	.447	.889	0	0	2	0	0
* Parker, Jarrett	.000	1	4	0	0	0	0	0	0	0	0	0	0	0	.000	.000	.000	0	0	0	0	1
Perez, Juan	.357	4	14	2	5	2	0	0	1	1	0	1	1	0	.400	.500	.900	0	0	0	1	0
Quiroz, Guillermo	.214	8	28	4	6	4	0	0	1	0	0	10	0	0	.214	.357	.571	0	0	0	1	0
* Sanchez, Hector	.333	1	3	0	1	0	0	0	1	0	0	0	0	0	.333	.333	.667	0	0	0	0	0
Santos, Adalberto	.200	5	10	2	2	1	0	0	1	0	0	5	0	0	.200	.300	.500	0	0	0	0	0
Suse, Andrew	.300	9	30	5	9	0	0	1	5	6	0	2	0	0	.417	.400	.817	0	0	0	1	1
TEAM TOTAL	.306	16	585	105	180	35	4	18	101	55	0	132	20	7	.379	.474	.853	4	3	15	18	11

PITCHERS	W	L	ERA	G	GS	CG	SHO	SV	SVO	IP	H	R	ER	HR	BB	IBB	SO	BK	WP	GO/AO	DP	WHIP	AVG	AB	TBF	SF	GF	LD	
Berlin, Jason	0-1	11.57	1	6	0	0	0	0	0	42.8	8	6	6	0	0	0	0	0	0	0	0	0.43	.286	381	20	25	1	0	
Bochy, Brett	1-1	2.16	5	0	0	0	0	0	0	81.6	3	2	2	2	3	0	9	0	0	0	0	1.08	.200	30	33	0	3	0	
Boggs, Mitchell	0-0	9.00	1	0	0	0	0	0	0	10.2	2	1	1	0	0	0	1	1	0	0	2.00	3.00	4.00	5	6	0	0	0	
Cordier, Erik	0-0	0.00	7	0	0	0	0	0	0	7.0	3	0	0	0	0	0	3	0	10	0	0.50	1.08	1.30	23	26	0	3	1	
* De Paula, Jose	0-1	27.00	1	0	0	0	0	0	0	0.2	2	2	2	0	0	0	0	0	0	0	0.00	3.00	5.00	4	4	0	0	0	
Dunning, Jake	0-0	9.00	4	0	0	0	0	0	0	7.0	8	7	7	0	0	0	4	0	0	1	5.50	2	1.71	.308	26	31	0	2	0
* Escobar, Edwin	1-0	3.57	3	0	0	0	0	0	0	12.2	14	7	7	0	1	0	5	0	0	0	1.00	2.08	.227	63	71	1	0	1	
Fleet, Austin	1-0	6.00	1	1	0	0	0	0	0	6.0	8	4	4	0	1	0	0	0	0	0	0.57	1.33	.333	24	25	1	0	0	
Hembree, Heath	0-0	0.00	3	0	0	0	0	2	2	2.3	2	0	0	0	0	1	0	4	0	0	0.25	0.90	.167	12	13	0	3	0	
Heston, Chris	1-1	5.48	4	4	0	0	0	0	0	21.1	29	16	13	4	1	9	0	14	0	2	1.75	3.178	.330	88	99	0	0	0	
* Kokham, Mike	2-1	1.33	4	4	0	0	0	0	0	27.0	17	7	4	0	1	9	0	25	0	2	1.53	2.06	.177	96	106	0	0	0	
Kontos, George	1-0	4.50	1	0	0	0	0	1	1	6.0	5	3	3	1	2	0	2	0	0	1	1.20	1.17	.217	23	25	0	2	0	
Liney, Mitch	1-0	5.88	4	4	0	0	0	0	0	12.2	15	9	9	0	1	0	5	0	0	0	2.28	1.53	.313	48	56	1	0	0	
* Marte, Kelvin	0-0	7.50	1	1	0	0	0	0	0	6.0	7	5	5	2	0	0	0	0	0	0	1.14	1.50	.304	23	25	0	0	0	
Reifer, Adam	2-0	6.00	4	0	0	0	0	0	0	6.0	9	4	4	0	0	3	0	8	0	0	0.75	2.00	.333	27	30	0	0	0	
Rosario, Sandy	0-0	0.00	1	0	0	0	0	1	1	1.0	0	0	0	0	0	1	0	2	0	0	1.00	1.00	.000	3	4	0	1	0	
* Runzier, Dan	0-0	7.94	5	0	0	0	0	0	0	5.2	7	6	5	0	0	0	5	0	0	0	0.80	1.21	.304	23	29	1	1	1	
Tobin, Mason	0-1	6.75	4	0	0	0	0	1	4.0	4	3	3	1	0	2	0	0	0	0	0	0.50	1.50	.250	16	18	0	0	2	
TEAM TOTAL	10-6	4.58	16	16	0	1	4	6	145	146	83	74	13	3	58	1	132	0	7	1.22	1.40	.263	555	626	5	16	4		

Salt Lake vs. Fresno (2014)

PLAYERS	AVG	G	AB	R	H	2B	3B	HR	RBI	BB	IBB	SO	SB	CS	OBP	SLG	OPS	SF	SAC	HBP	DP	E*
Albitz, Vance	.250	5	12	1	3	1	0	0	0	0	0	1	0	0	.231	.333	.564	0	0	0	0	0
* Boesch, Brennan	.136	8	31	4	8	1	0	1	4	2	0	9	0	1	.303	.387	.690	0	0	0	1	0
Borenstein, Zach	.258	5	22	0	3	1	0	0	6	1	0	12	0	0	.174	.162	.336	0	0	0	0	0
Buck, John	.467	1	15	2	7	2	0	1	3	0	0	0	0	0	.800	1.300	0	0	0	0	0	0
* Campana, Tony	.069	4	17	0	1	0	0	0	0	1	0	5	0	0	.211	.059	.170	0	0	0	0	0
Cowgill, Collin	.333	2	9	4	3	2	0	0	0	1	0	1	0	0	.400	.556	.956	0	0	0	0	0
Cron, C.J.	.444	4	18	3	8	3	0	2	7	0	0	3	0	0	.444	.944	1.388	0	0	0	0	0
De La Rosa, Anderson	.286	2	7	1	2	2	0	0	4	0	0	1	0	0	.286	.571	.857	0	0	0	0	0
Field, Tommy	.220	15	59	9	13	2	1	1	6	4	0	14	0	1	.281	.373	.654	0	0	0	2	5
Green, Grant	.294	4	17	2	5	0	0	0	1	2	0	4	0	0	.388	.412	.790	0	0	0	1	1
Hester, John	.294	5	17	2	5	2	0	0	4	2	0	4	0	1	.388	.412	.790	0	0	0	1	1
Jimenez, Luis	.318	12	44	5	14	5	1	1	5	2	0	6	0	1	.362	.545	.907	0	0	1	2	3
* Komatsu, Erik	.333	1	3	0	1	0	0	0	1	0	0	2	0	0	.333	.667	1.000	0	0	0	0	0
Lindsay, Taylor	.211	11	38	6	8	1	0	2	3	0	0	10	0	1	.333	.395	.728	0	0	0	1	1
Long, Matt	.286	12	42	10	12	3	0	1	2	8	0	15	2	0	.400	.429	.829	0	0	0	2	0
Lopez, Roberto	.136	3	14	4	6	1	0	1	5	3	0	0	0	0	.136	.235	.365	0	0	0	0	0
Martinez, Luis	.227	6	22	3	5	1	0	0	2	4	3	0	4	0	.320	.545	.865	0	0	1	1	2
* Navarro, Efen	.393	8	28	9	11	2	0	1	5	8	0	3	0	0	.528	.571	1.099	0	0	0	1	1
* O'Malley, Shawn	.379	8	29	7	11	3	1	0	4	0	0	6	1	0	.400	.552	.952	0	0	1	1	0
* Shuck, J.B.	.333	11	45	7	15	2	0	0	6	6	0	3	0	0	.412	.467	.878	0	0	0	3	0
Stewart, Ian	.136	8	22	3	3	0	0	0	1	7	0	10	0	0	.345	.136	.481	0	0	0	0	0
* Wheeler, Ryan	.100	3	10	1	1	0	0	0	0	2	0	0	0	0	.250	.100	.350	0	0	0	0	0
Zaniski, Zach	.250	1	4	0	1	0	0	0	0	0	0	2	0	0	.250	.250	.500	0	0	0	0	1
TEAM TOTAL	.263	<																				

Pacific Coast League



Iowa Cubs

One Line Drive
Des Moines, Iowa 50309
Phone: (515) 243-6111

WEBSITE: www.iowacubs.com
E-MAIL ADDRESS: info@iowacubs.com
OWNER: Raccoon Baseball, Inc.
PCL MEMBER SINCE: 1969



MARTY PEVEY



PRINCIPAL PARK

PRESIDENT/GENERAL MANAGER:
MEDIA RELATIONS DIRECTOR:

Sam Bernabe
Randy Wehofer • randyw@iowacubs.com

Baseball Operations

MAJOR LEAGUE AFFILIATION: (since)
FIELD MANAGER:
PITCHING COACH:
HITTING COACH:
VIDEO COORDINATOR:
TRAINER:
STRENGTH AND CONDITIONING COACH:

Chicago Cubs (1981)
Marty Pevey
Mike Cather
Brian Harper
Walker McKinven
Scott Baringer
Ryan Clausen

Stadium Information

BALLPARK:
PLAYING SURFACE:
DIMENSIONS:
RADIO:
ANNOUNCERS:

Principal Park (11,500, opened in 1992)
Natural Grass
LF-335', CF-400', RF-335'
AM 940 KPSZ
Deene Ehlis, Randy Wehofer

2015 Schedule

August 19-22 @ Salt Lake

History vs. Iowa

All-Time: 53-47 (2014: 4-0)
@ Salt Lake: 26-22 (DNP)
@ Iowa: 27-25 (4-0)

PCL INFO

Pacific Coast League

Iowa vs. Salt Lake (2014)

PLAYERS	AVG	G	AB	R	H	2B	3B	HR	RBI	BB	IBB	SO	SB	CS	OBP	SLG	OPS	SF	SAC	HBP	DP	E*
Bryant, Kris	.333	3	3	0	1	1	0	0	0	3	0	1	0	0	.667	.667	1.333	0	0	0	0	0
* Kalish, Ryan	.429	4	14	2	6	0	0	0	1	1	0	6	0	0	.467	.429	.895	0	0	0	0	1
Lake, Junior	.444	2	9	1	4	0	0	0	1	1	0	2	0	0	.500	.444	.944	0	0	0	0	0
* Lopez, Rafael	.333	2	6	1	2	0	0	0	0	2	0	3	0	0	.500	.333	.833	0	0	0	0	0
Mota, Jonathan	.182	4	11	0	2	1	0	0	0	1	0	3	0	0	.250	.273	.523	0	0	0	0	0
Olt, Mike	.154	4	13	2	2	0	0	0	1	1	0	5	0	0	.200	.154	.354	1	0	0	0	0
Ramirez, Manny	.154	4	13	2	2	0	0	1	2	3	0	3	0	0	.313	.385	.697	0	0	0	0	0
Soler, Jorge	.125	4	16	0	2	2	0	0	1	2	1	5	0	0	.222	.250	.472	0	0	0	0	0
Soto, Elliot	.308	4	13	2	4	0	0	0	1	1	0	2	0	0	.357	.308	.665	0	0	0	0	0
Vitters, Josh	.118	4	17	0	2	1	0	0	1	0	0	3	0	0	.118	.176	.294	0	0	0	0	1
* Watkins, Logan	.231	4	13	2	3	3	0	0	4	2	0	1	1	0	.333	.462	.795	0	0	0	0	1
Whiteside, Eli	.286	2	7	0	2	1	0	0	0	0	0	2	0	0	.375	.429	.804	0	0	1	0	0
TEAM TOTAL	.237	4	135	12	32	9	0	1	12	17	1	36	1	0	.325	.326	.651	1	0	1	1	3

GI

PITCHERS	W-L	ERA	G	GS	CG	SHO	SV	SVO	IP	H	R	ER	HR	HB	BB	IBB	SO	BK	WP	GO/AO	DP	WHIP	AVG	AB	TBF	SF	GF	HLD
Beeler, Dallas	0-1	3.86	1	1	0	0	0	0	7.0	5	3	3	0	0	1	0	1	1	1	1.83	0	0.86	.208	24	26	1	0	0
Cabrera, Alberto	0-0	5.40	1	0	0	0	0	0	1.2	3	1	1	1	0	1	0	0	0	0	0.67	0	2.40	.429	7	9	1	0	0
* Doubront, Felix	0-1	4.50	1	1	0	0	0	0	6.0	8	3	3	0	1	1	0	4	0	0	1.40	1	1.50	.333	24	26	0	0	0
Hatley, Marcus	0-0	0.00	2	0	0	0	0	0	2.0	2	0	0	0	0	0	0	0	0	0	1.00	1	1.00	.286	7	7	0	2	0
Mateo, Marcos	0-0	0.00	1	0	0	0	0	0	1.0	1	0	0	0	0	0	0	2	0	0	0	0	1.00	.250	4	4	0	0	0
Negrin, Yoanner	0-0	0.00	1	0	0	0	0	0	3.0	1	0	0	0	0	1	0	0	0	0	1.33	1	0.67	.100	10	11	0	0	0
Parker, Blake	0-0	9.00	1	0	0	0	0	0	1.0	1	1	1	0	0	0	0	0	0	0	2.00	0	1.00	.250	4	4	0	1	0
Pimentel, Carlos	0-1	9.00	1	1	0	0	0	0	5.0	9	5	5	1	0	4	0	3	0	1	0.50	1	2.60	.391	23	27	0	0	0
Rivero, Armando	0-0	0.00	1	0	0	0	0	0	2.0	1	0	0	0	0	0	0	2	0	0	0.33	0	0.50	.143	7	7	0	1	0
* Rosscup, Zac	0-0	0.00	1	0	0	0	0	0	1.0	0	0	0	0	0	1	0	1	0	0	1.00	0	1.00	.000	3	4	0	0	0
* Rusin, Chris	0-1	8.53	1	1	0	0	0	0	6.1	9	6	6	2	0	3	1	2	0	0	3.67	1	1.89	.333	27	30	0	0	0
TEAM TOTAL	0-4	4.75	4	4	0	0	0	0	36.0	40	19	19	5	1	12	2	15	1	2	1.42	5	1.44	.286	140	155	2	4	0

Salt Lake vs. Iowa (2014)

PLAYERS	AVG	G	AB	R	H	2B	3B	HR	RBI	BB	IBB	SO	SB	CS	OBP	SLG	OPS	SF	SAC	HBP	DP	E*
Albitz, Vance	.500	4	14	2	7	0	0	2	4	1	0	1	0	0	.533	.929	1.462	0	0	0	0	0
Buck, John	.375	2	8	2	3	2	0	0	1	1	0	1	0	0	.444	.625	1.069	0	0	0	0	0
* Campana, Tony	.077	4	13	0	1	0	0	0	2	2	0	1	1	0	.200	.077	.277	0	0	0	0	0
Cron, C.J.	.438	4	16	3	7	0	0	1	1	2	1	1	1	0	.500	.625	1.125	0	0	0	1	0
Hester, John	.125	2	8	1	1	0	0	0	0	0	0	1	0	0	.125	.125	.250	0	0	0	0	1
Jimenez, Luis	.294	4	17	3	5	1	0	1	2	1	1	3	1	0	.333	.529	.863	0	0	0	0	1
Lopez, Roberto	.267	4	15	2	4	1	0	1	5	1	0	2	0	1	.353	.533	.886	0	0	1	2	0
# O'Malley, Shawn	.111	4	18	2	2	1	0	0	0	1	0	3	1	0	.158	.167	.325	0	0	0	0	0
* Shuck, J.B.	.188	4	16	1	3	0	1	0	1	1	0	1	0	0	.222	.313	.535	1	0	0	1	0
* Wheeler, Ryan	.467	4	15	3	7	1	0	0	3	2	0	1	0	0	.500	.533	1.033	1	0	0	0	0
TEAM TOTAL	.286	4	140	19	40	6	1	5	19	12	2	15	4	1	.342	.450	.792	2	0	1	5	2

GI

PITCHERS	W-L	ERA	G	GS	CG	SHO	SV	SVO	IP	H	R	ER	HR	HB	BB	IBB	SO	BK	WP	GO/AO	DP	WHIP	AVG	AB	TBF	SF	GF	HLD
Bedrosian, Cam	0-0	3.86	2	0	0	0	2	2	2.1	2	1	1	0	1	1	0	2	0	0	1.50	0	1.29	.222	9	11	0	2	0
Carpenter, David	1-0	0.00	2	0	0	0	0	0	3.2	2	0	0	0	0	2	0	2	0	0	0.14	0	1.09	.154	13	15	0	0	1
Chaffee, Ryan	0-0	27.00	1	0	0	0	0	0	0.1	1	1	0	0	0	1	0	0	0	1	1.00	0	6.00	.500	2	3	0	0	1
Grube, Jarrett	0-0	7.20	1	1	0	0	0	0	5.0	5	4	4	0	0	2	0	6	0	0	0.75	0	1.40	.250	20	22	0	0	0
Herrera, Yoslan	0-0	0.00	1	0	0	0	0	0	2.0	1	0	0	0	0	0	0	2	0	0	4.00	0	0.50	.143	7	7	0	0	1
Kohn, Michael	0-0	0.00	2	0	0	0	2	2	2.1	0	0	0	0	0	0	0	4	0	0	0.50	0	0.00	.000	7	7	0	2	0
* LeBlanc, Wade	1-0	1.50	1	1	0	0	0	0	6.0	7	1	1	0	0	2	0	8	0	0	0.67	0	1.50	.304	23	25	0	0	0
Lerew, Anthony	1-0	0.00	1	0	0	0	0	0	1.0	0	0	0	0	0	1	0	0	0	0	1.00	1	1.00	.000	2	3	0	0	0
Pestano, Vinnie	0-0	0.00	1	0	0	0	0	0	1.1	1	0	0	0	0	2	1	3	0	1	1.00	0	2.25	.200	5	7	0	0	1
* Richardson, Dustin	0-0	0.00	2	0	0	0	0	0	0.2	2	0	0	0	0	0	0	1	0	0	0	0	3.00	.667	3	3	0	0	2
Volstad, Chris	1-0	4.76	1	1	0	0	0	0	5.2	6	3	3	0	0	4	0	3	0	0	1.00	0	1.76	.273	22	27	1	0	0
* Wolf, Randy	0-0	3.18	1	1	0	0	0	0	5.2	5	2	2	1	0	2	0	5	0	0	0.71	0	1.24	.227	22	24	0	0	0
TEAM TOTAL	4-0	3.00	4	4	0	4	4	36.0	32	12	1	1	17	1	17	1	36	0	2	0.88	1	1.36	.237	135	154	1	4	6

PCL INFO


Pacific Coast League



Las Vegas 51s

850 Las Vegas Blvd., North
Las Vegas Nevada 89101
Phone: (702) 798-7825

WEBSITE: www.lv51.com
E-MAIL ADDRESS: info@lv51.com
OWNER: Stevens Baseball Group, LLC
PCL MEMBER SINCE: 1983



WALLY BACKMAN



CASHMAN FIELD

GENERAL MANAGER:
DIRECTOR OF MEDIA RELATIONS:

Chuck Johnson
Jim Gemma • LV51sgemma@aol.com

Baseball Operations

MAJOR LEAGUE AFFILIATION: (since)

FIELD MANAGER:

PITCHING COACH:

HITTING COACH:

TRAINER:

STRENGTH COACH:

New York Mets (2013)
Wally Backman
Frank Viola
Jack Voigt
Joe Golia
Jon Cioffi

Stadium Information

BALLPARK:

PLAYING SURFACE:

DIMENSIONS:

RADIO:

ANNOUNCER:

Cashman Field (9,334, opened in 1983)
Natural Grass
LF-328', CF-433', RF-328'
Fox Sports Radio AM 920
Russ Langer

2015 Schedule

June 15-17 @ Las Vegas
June 23-25 @ Salt Lake
July 8-11 @ Las Vegas
August 5-9 @ Salt Lake

History vs. Las Vegas

All-Time: 166-152 (2014: 4-12)
@ Salt Lake: 94-65 (2014: 2-6)
@ Las Vegas: 72-87 (2014: 2-6)

PCL INFO

Pacific Coast League

Las Vegas vs. Salt Lake (2014)

PLAYERS	AVG	G	AB	R	H	ZB	3B	HR	RBI	BB	IBB	SO	SB	CS	OBP	SLG	OPS	SF	SAC	HBP	DP	F*
* Allen, Brandon	.346	13	52	15	18	0	0	4	11	5	0	10	2	0	.404	.577	.981	1	0	1	0	0
Brown, Andrew	.250	16	56	12	14	2	0	4	13	10	0	15	0	0	.368	.500	.868	0	0	0	1	0
Campbell, Eric	.526	4	19	8	10	4	0	0	4	2	0	2	0	0	.591	.737	1.328	0	0	1	2	0
* Centeno, Juan	.435	7	23	4	10	0	0	1	2	1	0	3	0	0	.440	.565	1.005	1	2	0	1	0
den Dekker, Matt	.236	16	55	10	13	4	1	0	4	7	0	15	4	0	.333	.345	.679	0	1	1	2	0
* Dykstra, Allan	.300	12	40	11	12	1	0	4	11	10	1	9	0	0	.442	.625	1.067	1	0	1	1	0
Flores, Wilmer	.350	10	45	12	16	4	1	2	11	7	0	8	0	0	.375	.622	.997	1	0	0	2	3
Lutz, Zach	.356	2	9	2	5	1	0	1	7	1	0	1	0	0	.600	1.000	1.600	0	0	0	0	0
# Muno, Daniel	.179	11	39	8	7	1	0	2	7	9	0	12	1	0	.327	.359	.686	1	1	0	2	5
* Nieuwenhuis, Kirk	.250	6	28	3	7	2	0	1	3	1	0	11	0	0	.276	.429	.704	0	0	0	0	0
Plawecki, Kevin	.238	21	2	5	1	0	0	5	1	0	5	0	0	0	.273	.286	.558	0	0	0	0	0
Puello, Cesar	.133	4	15	1	2	1	0	0	1	0	0	3	1	0	.188	.200	.388	0	0	1	1	0
* Quintanilla, Omar	.333	1	3	0	0	0	0	0	0	0	0	1	0	0	.333	.667	1.000	0	0	0	0	0
Reynolds, Matt	.370	11	46	10	17	1	2	2	10	5	0	10	1	1	.431	.609	1.040	1	0	0	0	2
Satin, Josh	.422	12	45	7	19	5	0	3	12	8	0	7	0	1	.500	.733	1.233	1	0	0	2	1
# Seratelli, Anthony	.276	10	29	5	8	0	0	1	5	2	0	5	0	0	.323	.379	.702	0	1	0	0	1
Teagarden, Taylor	.294	5	17	2	5	0	0	1	4	2	0	4	0	0	.368	.471	.839	0	0	0	0	0
Vaughn, Ryan	.048	6	21	1	1	0	0	0	0	3	0	9	0	0	.167	.048	.214	0	0	0	0	0
TEAM TOTAL	.302	16	563	113	170	27	4	26	107	69	1	130	9	2	.379	.503	.882	6	5	5	14	17

PITCHERS	GI																													
	W-L	ERA	G	GS	CG	SHO	SV	SVO	IP	H	R	ER	HR	HB	BB	IBB	SO	BK	WP	GO/AO	DP	WHIP	AVG	AB	TBF	SF	GF	LD		
Alvarado, Giancarlo	0-0	13.50	1	1	0	0	0	0	4.2	8	7	7	1	0	0	3	0	4	0	1	0.80	1	2.36	.381	21	24	0	0	0	
Black, Vic	0-0	0.00	2	0	0	0	0	2	2	2	0	0	0	0	0	0	0	0	0	3	0	1.00	0	1.50	.375	8	8	0	2	0
Bowman, Matthew	0-1	2.57	1	1	0	0	0	0	7.0	5	3	2	1	0	0	0	0	2	0	0	1.57	0	0.71	.192	26	26	0	0	0	
Bradford, Chase	0-0	2.35	6	0	0	0	1	1	7.2	10	3	2	1	0	0	0	7	0	1	4.00	0	1.30	.303	33	34	0	3	2		
Carlyle, Buddy	1-0	4.50	4	0	0	0	1	1	6.0	8	3	3	2	0	0	1	0	6	0	0	0.67	0	1.50	.320	25	28	0	2	0	
Carreno, Joel	0-0	9.00	2	0	0	0	0	0	3.0	5	4	3	0	0	0	0	0	0	0	0	0.25	0	2.67	.455	11	16	1	0	2	
Church, John	1-0	1.93	4	0	0	0	0	0	4.2	7	3	1	0	0	0	1	0	2	0	0	2.33	1	1.71	.350	20	21	0	2	0	
deGrom, Jacob	0-0	7.20	1	1	0	0	0	0	5.0	10	5	4	1	0	0	0	1	0	0	0	1.17	1	2.00	.417	24	25	1	0	0	
* Edgin, Josh	0-0	0.00	2	0	0	0	0	1	2.0	2	0	0	0	0	0	0	0	0	0	0	2.00	1	1.00	.286	7	7	0	1	1	
Eveland, Dana	0-0	12.00	1	1	0	0	0	0	3.0	5	4	4	2	0	0	0	0	0	0	0	0.75	1	1.67	.385	13	13	0	0	0	
Germen, Gonzalez	1-0	0.00	4	0	0	0	1	1	4.1	6	0	0	0	0	1	0	3	0	0	0.75	0	1.62	.316	19	20	0	2	1		
Goeddel, Erik	1-0	2.84	5	0	0	0	0	0	6.1	6	2	2	0	0	0	2	0	6	0	0	1.25	0	1.26	.240	25	27	0	0	1	
* Lannan, John	1-0	0.00	1	1	0	0	0	0	6.0	6	0	0	0	1	1	0	1	0	0	2.00	2	1.17	.273	22	24	0	0	0		
Mazzoni, Cory	1-0	4.76	1	1	0	0	0	0	5.2	5	3	3	1	0	0	2	0	3	0	0	1.00	0	1.24	.250	20	23	0	0	0	
Montero, Rafael	1-1	3.77	3	3	0	0	0	0	14.1	11	6	6	1	1	7	0	14	0	0	0.60	0	1.26	.204	54	62	0	0	0		
Peavey, Greg	1-0	3.38	1	1	0	0	0	0	8.0	8	3	3	2	0	0	0	3	0	0	0.54	1	1.00	.258	31	31	0	0	0		
Reid, Ryan	1-1	6.48	6	0	0	0	1	2	8.1	10	6	6	1	0	2	0	4	0	0	3.25	2	1.44	.313	32	34	0	2	1		
Socolovich, Miguel	0-0	5.68	7	0	0	0	0	1	6.1	9	5	4	0	0	4	0	8	0	0	0	1.00	0	2.05	.321	28	32	0	1	1	
Syndergaard, Noah	0-1	8.56	3	3	0	0	0	0	13.2	25	14	13	1	1	5	1	16	0	0	2.73	1	2.20	.391	64	70	0	0	0		
Thornton, Zack	1-0	0.00	7	0	0	0	0	0	8.0	4	1	1	0	0	0	1	0	3	0	3.00	0	0.63	.154	26	29	0	1	3		
Verrett, Logan	2-0	5.29	3	3	0	0	0	0	17.0	25	12	10	2	1	4	0	8	0	2	1.38	0	1.71	.347	72	79	2	0	0		
Walters, Jeff	0-0	0.00	1	0	0	0	0	0	1.0	0	0	0	0	0	1	0	1	0	0	0.00	0	1.00	.000	3	4	0	0	0		
TEAM TOTAL	12-4	4.56	16	16	0	7	10	144.0	178	84	73	16	4	38	1	97	0	6	1.21	11	1.50	.305	584	637	4	16	12			

Salt Lake vs. Las Vegas (2014)

PLAYERS	AVG	G	AB	R	H	ZB	3B	HR	RBI	BB	IBB	SO	SB	CS	OBP	SLG	OPS	SF	SAC	HBP	DP	F*
Alvarez, Vance	.310	8	29	3	9	2	1	0	3	1	0	2	1	0	.333	.448	.782	0	2	0	0	0
* Bensch, Brennan	.316	15	57	9	18	4	0	4	14	4	1	12	2	0	.355	.536	.891	1	0	0	2	0
Borenstein, Zach	.250	4	0	0	0	0	0	0	0	0	0	0	0	0	.250	.250	.500	0	0	0	0	0
Buck, John	.385	3	13	0	5	1	0	0	2	0	0	3	0	0	.385	.462	.846	0	0	0	0	0
* Campana, Tony	.343	8	35	8	12	2	0	0	4	1	0	8	3	0	.378	.400	.778	0	1	1	0	0
Field, Tommy	.283	12	46	10	13	1	0	1	4	6	0	11	1	0	.377	.370	.747	0	1	1	2	1
Heid, Drew	.444	3	9	1	4	0	0	1	0	0	1	0	0	0	.444	.444	.889	0	0	0	0	0
Hester, John	.270	11	37	2	10	0	0	1	3	8	0	14	0	0	.325	.351	.676	0	0	0	0	0
* Jimenez, Luis	.309	13	55	9	17	4	0	1	4	8	5	4	0	0	.367	.545	.912	0	0	0	0	2
* Lindsey, Taylor	.211	9	38	4	8	2	0	1	1	3	0	6	3	0	.268	.316	.584	0	1	0	2	0
* Long, Matt	.241	7	29	6	7	3	0	0	0	0	0	7	1	0	.241	.345	.586	0	0	0	0	0
Lopez, Roberto	.298	12	47	5	14	1	1	1	6	2	0	6	0	0	.320	.426	.746	1	0	0	2	1
* Martinez, Luis	.346	7	26	3	9	2	0	1	1	6	3	0	1	0	.414	.538	.952	0	0	0	0	0
* Navarro, Efran	.387	7	31	3	12	1	0	0	4	2	0	4	1	0	.424	.419	.844	0	0	0	1	1
# O'Malley, Shawn	.194	9	31	3	6	1	0	2	1	0	0	3	0	1	.212	.226	.438	1	0	0	1	0
* Shuck, J.B.	.354	11	48	4	17	2	0	1	8	3	0	0	2	0	.385	.458	.843	1	0	0	1	0
* Stewart, Ian	.333	10	39	13	13	2	0	4	7	4	0	12	0	0	.422	.692	1.115	0	0	2	0	0
Swift, Jimmy	.300	3	10	1	3	1	0	0	0	0	0	3	0	0	.300	.400	.700	0	1	0	0	0
Zaneski, Zach	1	0	0	0	0	0	0	0	0	0	0	0	0	0	.000	.000	.000	0	0	0	0	0
TEAM TOTAL	.305	16	584	84	178	29	3	16	74	38	1	97	14	1	.349	.447	.796	4	7	4	11	6

PITCHERS	GI																										
	W-L	ERA	G	GS	CG	SHO	SV	SVO	IP	H	R	ER	HR	HB	BB	IBB	SO	BK	WP	GO/AO	DP	WHIP	AVG	AB	TBF	SF	GF
* Alvarez, Jose	0-1	13.50	1	1	0	0	0	0	4.2	11	7	7	5	1	0	0											

Pacific Coast League

Memphis Redbirds



175 Toyota Plaza, Suite 300
Memphis, Tennessee 38103
Phone: (901) 721-6050

WEBSITE: www.memphisredbirds.com
E-MAIL ADDRESS: info@memphisredbirds.com
OWNER: Memphis Redbirds Baseball Foundation
PCL MEMBER SINCE: 1997



MIKE SCHILDT



AUTOZONE PARK

GENERAL MANAGER:
MEDIA RELATIONS MANAGER:

Ben Weiss
Michael Whitty • michael.whitty@memphisredbirds.com

Baseball Operations

MAJOR LEAGUE AFFILIATION: (since)
FIELD MANAGER:
PITCHING COACH:
HITTING COACH:
TRAINER:

St. Louis Cardinals (1998)
Mike Schildt
Bryan Eversgerd
Mark Budaska
Jeremy Clipperton

Stadium Information

BALLPARK:
PLAYING SURFACE:
DIMENSIONS:
RADIO:
ANNOUNCER:

AutoZone Park (10,000, revovated in 2015)
Natural Grass
LF-319', CF-400', RF-322'
WHBQ 560 AM
Steve Selby

2015 Schedule

May 29 – June 1 @ Memphis

History vs. Memphis

All-Time: 37-47 (2014: 1-3)
@ Salt Lake: 18-26 (1-3)
@ Memphis: 19-21 (DNP)

Pacific Coast League

Memphis vs. Salt Lake (2014)

PLAYERS	AVG	G	AB	R	H	2B	3B	HR	RBI	BB	IBB	SO	SB	CS	OBP	SLG	OPS	SF	SAC	HBP	DP	E*
Curtis, Jermaine	.400	1	5	1	2	0	0	0	2	0	0	0	0	0	.400	.400	.800	0	0	0	0	1
Easley, Ed	.571	2	7	2	4	1	0	0	1	1	0	1	0	0	.625	.714	1.339	0	0	0	1	0
* Garcia, Greg	.250	4	16	3	4	0	0	0	1	3	0	5	0	0	.400	.250	.650	0	0	1	1	0
Grichuk, Randal	.333	4	18	4	6	1	0	1	3	1	0	4	0	0	.368	.556	.924	0	0	0	1	0
Kozma, Pete	.357	4	14	4	5	1	0	1	7	3	0	1	0	0	.471	.643	1.113	0	0	0	0	0
* Moore, Scott	.313	4	16	4	5	1	0	1	2	1	0	2	0	0	.389	.563	.951	0	0	1	0	0
Perez, Audry	.400	2	10	3	4	0	0	0	2	0	0	1	0	0	.400	.400	.800	0	0	0	0	0
Pham, Thomas	.333	2	9	1	3	1	0	0	0	0	0	3	0	0	.400	.444	.844	0	0	1	0	0
Piscotty, Stephen	.313	4	16	2	5	3	0	0	5	2	0	0	1	1	.389	.500	.889	0	0	0	2	0
Robinson, Shane	.273	3	11	5	3	1	0	0	1	2	0	1	0	0	.429	.364	.792	0	0	1	0	0
Scruggs, Xavier	.583	3	12	5	7	2	0	1	7	1	0	1	0	0	.615	1.000	1.615	0	0	0	0	0
* Taveras, Oscar	.231	3	13	2	3	1	0	0	4	0	0	2	0	0	.231	.308	.538	0	0	0	0	0
TEAM TOTAL	.347	4	147	36	51	12	0	4	35	14	0	21	1	1	.418	.510	.928	0	0	4	5	1

GI

PITCHERS	W-L	ERA	G	GS	CG	SHO	SV	SVO	IP	H	R	ER	HR	HB	BB	IBB	SO	BK	WP	GO/AO	DP	WHIP	AVG	AB	TBF	SF	GF	HLD
Almarante, Jose	0-0	13.50	2	0	0	0	0	0	2.0	5	3	3	1	0	1	0	0	1	1	0.50	0	3.00	.455	11	12	0	1	0
Castro, Angel	1-0	1.50	1	1	0	0	0	0	6.0	5	1	1	0	0	2	0	3	0	0	10.00	1	1.17	.227	22	24	0	0	0
* Feliciano, Pedro	0-0	4.50	1	0	0	0	0	0	2.0	3	1	1	1	0	0	0	0	0	0	0.25	1	1.50	.375	8	8	0	0	0
Fomatato, Eric	0-0	0.00	2	0	0	0	2	2	2.1	0	0	0	0	0	0	0	0	0	0	0.40	0	0.00	.000	7	7	0	2	0
* Gast, John	1-0	7.36	1	0	0	0	0	0	3.2	6	3	3	0	0	2	0	3	0	1	5.00	1	2.18	.375	16	18	0	0	0
* Kiekhefer, Dean	0-0	0.00	1	0	0	0	0	0	2.2	1	0	0	0	0	0	0	1	0	0	4.00	1	0.37	.125	8	8	0	0	0
* Lyons, Tyler	0-0	14.73	1	1	0	0	0	0	3.2	9	6	6	2	0	0	0	0	4	2	0.75	0	2.45	.450	20	21	1	0	0
Petrick, Zach	1-0	3.00	1	1	0	0	0	0	6.0	4	2	2	0	0	0	5	0	0	1.00	0	0.67	.182	22	22	0	0	0	
Rondon, Jorge	0-1	3.86	2	0	0	0	0	0	2.1	3	1	1	0	0	1	0	1	0	0	5.00	0	1.71	.300	10	11	0	1	1
* Wright, Justin	0-0	27.00	2	1	0	0	0	0	1.1	5	4	4	1	1	1	0	1	0	0	1.00	0	4.50	.625	8	10	0	0	0
WVatt, Heath	0-0	20.25	1	0	0	0	0	0	1.1	5	3	3	1	0	0	0	1	0	0	0.00	0	3.75	.556	9	9	0	0	0
TEAM TOTAL	3-1	6.48	4	4	0	0	2	2	33.1	46	24	24	8	1	7	0	19	1	4	1.31	4	1.59	.326	141	150	1	4	1

Salt Lake vs. Memphis (2014)

PLAYERS	AVG	G	AB	R	H	2B	3B	HR	RBI	BB	IBB	SO	SB	CS	OBP	SLG	OPS	SF	SAC	HBP	DP	E*
Albitz, Vance	.143	4	14	1	2	1	0	0	0	0	0	0	0	0	.143	.214	.357	0	0	0	0	0
* Boesch, Brennan	.412	4	17	5	7	1	0	4	7	0	0	3	0	0	.412	1.176	1.588	0	0	0	1	0
* Borenstein, Zach	.500	2	6	0	3	1	0	0	1	0	0	2	0	0	.500	.667	1.167	0	0	0	0	1
Field, Tommy	.294	4	17	4	5	2	0	1	2	1	0	3	0	0	.333	.588	.922	0	0	0	1	0
Green, Grant	.385	3	13	4	5	3	0	0	2	0	0	1	0	1	.385	.615	1.000	0	0	0	1	0
Hester, John	.417	3	12	1	5	0	0	0	1	1	0	3	0	0	.462	.417	.878	0	0	0	1	0
Jimenez, Luis	.357	4	14	2	5	1	0	1	2	3	0	1	1	0	.471	.643	1.113	0	0	0	0	0
Lopez, Roberto	.353	4	17	4	6	1	0	2	3	0	0	1	0	0	.353	.765	1.118	0	0	0	0	1
Martinez, Luis	.200	2	5	0	1	0	0	0	0	1	0	0	0	0	.333	.200	.533	0	0	0	0	0
* Navarro, Efren	.167	3	12	1	2	0	0	0	2	1	0	3	0	0	.231	.167	.397	0	0	0	0	0
* Shuck, J.B.	.357	4	14	2	5	0	0	0	2	0	0	2	0	0	.375	.357	.732	1	0	1	0	1
TEAM TOTAL	.326	4	141	24	46	10	0	8	22	7	0	19	1	1	.360	.567	.927	1	0	1	4	3

GI

PITCHERS	W-L	ERA	G	GS	CG	SHO	SV	SVO	IP	H	R	ER	HR	HB	BB	IBB	SO	BK	WP	GO/AO	DP	WHIP	AVG	AB	TBF	SF	GF	HLD
Berg, Jeremy	1-0	0.00	2	0	0	0	0	0	3.0	0	0	0	0	0	0	0	2	0	0	4.00	0	0.00	.000	9	9	0	1	0
Grube, Jarrett	0-0	14.73	1	1	0	0	0	0	3.2	7	6	6	1	0	1	0	5	0	0	1.00	0	2.18	.389	18	19	0	0	0
Herrera, Yoslan	0-1	18.00	2	0	0	0	0	1	1.0	3	2	2	1	1	0	0	1	0	0	1.00	0	3.00	.500	6	7	0	2	0
Kohn, Michael	0-0	0.00	1	0	0	0	0	0	2.0	3	0	0	0	0	1	0	1	0	0	0.25	0	2.00	.333	9	10	0	0	0
* LeBlanc, Wade	0-1	9.00	1	1	0	0	0	0	4.0	6	5	4	0	0	2	0	2	0	1.00	1	2.00	.357	17	19	0	0	0	
Lerew, Anthony	0-1	14.40	1	1	0	0	0	0	5.0	12	8	8	1	1	3	0	1	0	0	3.00	2	3.00	.480	25	29	0	0	0
Newby, Kyler	0-0	4.15	2	0	0	0	0	0	4.1	6	2	2	0	0	2	0	3	0	0	1.33	0	1.85	.353	17	19	0	0	0
Nieve, Fernando	0-0	0.00	1	0	0	0	0	0	2.1	1	0	0	0	0	0	0	4	0	0	0.50	0	0.43	.125	8	8	0	1	0
Pineiro, Joel	0-0	2.70	1	1	0	0	0	0	6.2	7	2	2	1	0	1	0	1	0	0	4.33	2	1.20	.280	25	26	0	0	0
* Richardson, Dustin	0-0	21.60	1	0	0	0	0	0	1.2	4	4	4	0	0	2	0	1	0	0	0.00	0	2.40	.250	8	10	0	0	0
* Sisk, Brandon	0-0	189.00	2	0	0	0	0	0	0.1	4	7	7	0	0	2	0	0	0	0	0	0	18.00	.800	5	9	0	0	0
TEAM TOTAL	1-3	9.26	4	4	0	0	0	2	34.0	51	36	35	4	4	14	0	21	0	0	1.44	5	1.91	.347	147	165	0	4	0

Pacific Coast League



Nashville Sounds

401 Jackson Street
Nashville, Tennessee 37219
Phone: (615) 690-4487

WEBSITE: www.nashvillesounds.com
E-MAIL: info@nashvillesounds.com
OWNERS: Frank Ward, Steve Posner, Masahiro Honzawa
PCL MEMBER SINCE: 1998



STEVE SCARSONE



FIRST TENNESSEE PARK

CHIEF OPERATING OFFICER:
MEDIA RELATIONS MANAGER:

Garry Arthur
Grant Braden • GrantB@nashvillesounds.com

Baseball Operations

MAJOR LEAGUE AFFILIATION: (since)
FIELD MANAGER:
PITCHING COACH:
HITTING COACH:
TRAINER:
STRENGTH COACH:

Oakland Athletics (2015)
Steve Scarson
Don Schulze
Webster Garrison
Brad LaRosa
Terence Brannic

Stadium Information

BALLPARK:
PLAYING SURFACE:
DIMENSIONS:
RADIO:
ANNOUNCER:

First Tennessee Park (10,000, opened in 2015)
Natural Grass
LF-329', CF-404', RF-310'
WGFX 104.5 FM
Jeff Hem

2015 Schedule

June 2-5 @ Nashville

History vs. Nashville

All-Time: 43-40 (2014: 2-2)
@ Salt Lake: 21-22 (2-2)
@ Nashville: 22-18 (DNP)

PCL INFO

Pacific Coast League

Nashville vs. Salt Lake (2014)

PLAYERS	AVG	G	AB	R	H	2B	3B	HR	RBI	BB	IBB	SO	SB	CS	OBP	SLG	OPS	SF	SAC	HBP	DP	E*
Bianchi, Jeff	.154	3	13	1	2	0	0	0	1	0	0	3	0	0	.143	.154	.297	1	0	0	1	0
Diaz, Robinson	.000	2	4	0	0	0	0	0	0	1	0	0	0	0	.200	.000	.200	0	1	0	0	0
* Gindl, Caleb	.400	4	15	2	6	1	1	1	5	1	0	3	0	1	.438	.800	1.238	0	0	0	0	0
Gomez, Hector	.231	4	13	1	3	1	0	0	0	2	0	2	0	0	.333	.308	.641	0	0	0	1	0
Halton, Sean	.273	3	11	1	3	0	0	0	0	1	0	1	0	0	.333	.273	.606	0	0	0	0	0
* Hermida, Jeremy	.273	3	11	3	3	0	0	1	3	2	0	1	0	1	.385	.545	.930	0	0	0	0	0
* Mattison, Kevin	.143	2	7	0	1	0	0	0	0	0	0	3	0	1	.143	.143	.286	0	0	0	0	0
* Morris, Hunter	.333	4	18	3	6	2	0	0	0	0	0	3	0	0	.333	.444	.778	0	0	0	0	0
* Orr, Pete	.400	4	15	2	6	2	0	0	1	0	0	2	2	0	.400	.533	.933	0	0	0	0	1
Pagnozzi, Matt	.500	2	8	2	4	0	0	2	6	0	0	1	1	0	.500	1.250	1.750	0	0	0	1	0
* Schafer, Logan	.083	3	12	0	1	1	0	0	1	1	0	2	0	0	.154	.167	.321	0	0	0	1	0
# Velez, Eugenio	.375	2	8	2	3	2	0	0	0	1	0	0	0	0	.444	.625	1.069	0	0	0	0	0
TEAM TOTAL	.281	4	135	17	38	9	1	4	17	9	0	21	3	3	.324	.452	.776	1	1	0	4	2

PITCHERS	W-L	ERA	GI										DP	WHIP	AVG	AB	TBF	SF	GF	HLD								
			G	GS	CG	SHO	SV	SVO	IP	H	R	ER									HR	HB	BB	IBB	SO	BK	WP	GO/AO
Cravy, Tyler	0-0	2.70	1	1	0	0	0	0	3.1	3	1	1	0	0	3	0	4	0	0	0.67	1	1.80	.250	12	15	0	0	0
Figaro, Alfredo	0-0	2.25	2	0	0	0	0	0	4.0	3	1	1	0	0	0	0	2	0	0	0.80	0	0.75	.200	15	15	0	1	0
Hand, Donovan	0-0	4.50	1	0	0	0	0	0	2.0	2	1	1	0	0	0	0	1	0	0	0.33	0	1.00	.250	8	8	0	0	0
Heckathorn, Kyle	0-0	0.00	1	0	0	0	0	0	2.1	2	0	0	0	0	1	0	1	0	1	0.67	0	1.29	.222	9	10	0	0	0
Jeffress, Jeremy	0-0	18.00	1	0	0	0	0	0	1.0	3	2	2	0	0	1	0	3	0	0	0	0	4.00	.500	6	7	0	1	0
Jungmann, Taylor	1-0	3.00	1	1	0	0	0	0	6.0	4	2	2	0	2	2	0	0	0	0.75	1	1.00	.200	20	25	1	0	0	
Leach, Brent	0-0	6.75	2	0	0	0	0	0	1.1	2	1	1	1	0	0	0	0	0	0	0.00	0	1.50	.400	5	5	0	2	0
Leon, Arcenio	0-1	5.40	2	0	0	0	0	0	3.1	4	2	2	0	0	1	0	2	0	1	6.00	0	1.50	.308	13	14	0	0	0
Lowe, Johnnie	0-1	54.00	1	1	0	0	0	0	0.2	4	4	4	1	0	2	0	0	0	0.00	0	9.00	.800	5	8	1	0	0	
Marzec, Eric	0-0	0.00	1	0	0	0	0	0	1.0	1	0	0	0	0	0	0	1	0	0	1.00	0	1.00	.250	4	4	0	0	0
Molleken, Dustin	0-0	9.00	1	0	0	0	0	0	2.0	2	2	2	1	0	2	0	0	0	1.00	1	2.00	.286	7	9	0	0	0	
Nelson, Jimmy	1-0	3.86	1	1	0	0	0	0	7.0	5	3	3	2	0	1	0	5	0	1	0.44	0	0.86	.208	24	25	0	0	0
TEAM TOTAL	2-2	5.03	4	4	0	0	0	0	34.0	35	19	19	5	2	13	0	22	0	3	0.72	3	1.41	.273	128	145	2	4	0

Salt Lake vs. Nashville (2014)

PLAYERS	AVG	G	AB	R	H	2B	3B	HR	RBI	BB	IBB	SO	SB	CS	OBP	SLG	OPS	SF	SAC	HBP	DP	E*
Albitz, Vance	.500	2	6	1	3	0	0	0	0	1	0	1	0	0	.571	.500	1.071	0	0	0	0	0
* Boesch, Brennan	.500	3	12	3	6	2	0	1	2	1	0	2	1	0	.538	.917	1.455	0	0	0	1	0
* Borenstein, Zach	.313	4	16	2	5	1	0	1	2	0	0	4	0	2	.313	.563	.875	0	0	0	0	0
Field, Tommy	.375	3	8	1	3	0	0	0	1	3	0	1	0	0	.538	.375	.913	1	0	1	0	0
Hester, John	.222	3	9	2	2	0	0	0	0	2	0	3	0	0	.364	.222	.586	0	0	0	0	1
Jimenez, Luis	.250	4	16	2	4	0	0	1	4	1	0	3	0	0	.294	.438	.732	0	0	0	1	1
* Lindsey, Taylor	.200	3	10	2	2	2	0	0	1	1	0	0	0	0	.273	.400	.673	0	0	0	0	0
* Long, Matt	.167	3	12	2	2	0	0	1	3	1	0	2	1	0	.231	.417	.647	0	0	0	0	0
Lopez, Roberto	.267	4	15	0	4	0	0	0	1	0	0	1	0	0	.313	.267	.579	0	0	1	0	1
Martinez, Luis	.000	2	6	0	0	0	0	0	0	0	0	3	0	0	.000	.000	.000	0	0	0	0	0
* Shuck, J.B.	.300	4	10	4	3	1	0	1	2	3	0	0	1	0	.462	.700	1.162	0	0	0	0	0
* Stewart, Ian	.125	2	8	0	1	0	0	0	1	0	0	2	0	0	.111	.125	.236	1	0	0	1	0
TEAM TOTAL	.273	4	128	19	35	6	0	5	17	13	0	22	3	2	.345	.438	.782	2	0	2	3	3

PITCHERS	W-L	ERA	GI										DP	WHIP	AVG	AB	TBF	SF	GF	HLD							
			G	GS	CG	SHO	SV	SVO	IP	H	R	ER									HR	HB	BB	IBB	SO	BK	WP
Berg, Jeremy	0-0	0.00	1	0	0	0	0	0	1.0	0	0	0	0	0	0	0.00	0.00	0.00	3	3	0	0	1				
Clay, Caleb	1-0	1.59	1	1	0	0	0	0	5.2	3	1	1	1	0	0	0	0.50	0	0.53	1.58	19	20	0	0	0		
De La Rosa, Dane	0-0	0.00	2	0	0	0	0	0	2.1	1	0	0	0	0	0	2.00	1	0.86	.143	7	8	0	0	0			
Grube, Jarrett	1-0	1.50	1	1	0	0	0	0	6.0	6	1	1	0	0	0	2.00	0	1.17	.273	22	23	0	0	0			
Herrera, Yoslan	0-0	4.50	2	0	0	0	1	1	2.0	4	1	1	0	0	0	0.20	0	2.00	.400	10	10	0	1	0			
Kohn, Michael	0-0	0.00	3	0	0	0	0	0	2.1	1	0	0	0	1	0	0.33	0	0.86	.143	7	8	0	3	0			
Lerew, Anthony	0-0	13.50	1	0	0	0	0	0	0.2	3	1	1	0	0	0	1.00	1	6.00	.750	4	5	0	0	0			
Newby, Kyler	0-0	0.00	1	0	0	0	0	0	1.0	0	0	0	0	0	1	0	1.00	0	0.00	.000	3	3	0	0	0		
Nieve, Fernando	0-0	0.00	1	0	0	0	0	0	2.0	2	0	0	0	1	0	0.50	0	1.50	.286	7	8	0	0	0			
Pineiro, Joel	0-1	10.80	1	0	0	0	0	0	5.0	7	6	6	1	0	3	0	1	0	1.00	2.00	.350	20	23	0	0	0	
* Sisk, Brandon	0-0	0.00	2	0	0	0	0	0	2.0	1	0	0	0	0	0	4.00	0	0.50	.143	7	7	0	0	1			
* Thomas, Justin	0-1	10.50	1	1	0	0	0	0	6.0	10	7	7	2	0	1	0	8	0	1.33	1	1.83	.385	26	28	1	0	0
TEAM TOTAL	2-2	4.25	4	4	0	0	1	1	36.0	38	17	17	4	0	9	0	21	0	0.89	4	1.31	.281	135	146	1	4	2

PCL INFO

Pacific Coast League



New Orleans Zephyrs

6000 Airline Drive
Metairie, Louisiana 70003
Phone: (504) 734-5155

WEBSITE: www.zephyrsbaseball.com
E-MAIL ADDRESS: zephyrs@zephyrsbaseball.com
OWNER: Don Beaver
PCL MEMBER SINCE: 1998



RON HASSEY



ZEPHYR FIELD

GENERAL MANAGER:
MEDIA RELATIONS DIRECTOR:

Mike Schline
Dave Sachs • daves@zephyrsbaseball.com

Baseball Operations

MAJOR LEAGUE AFFILIATION: (since)
FIELD MANAGER:
PITCHING COACH:
HITTING COACH:
BULLPEN COACH:
TRAINER:
STRENGTH COACH:

Florida Marlins (2009)
Andy Haines
John Duffy
Damon Minor
Ronnie Deck
Chris Olson
Quentin Eberhardt

Stadium Information

BALLPARK:
PLAYING SURFACE:
DIMENSIONS:
RADIO:
ANNOUNCERS:

Zephyr Field (10,000, opened in 1997)
Natural Grass
LF-33', CF-405', RF 332'
WIST 690 AM
Tim Grubbs, Ron Swoboda

2015 Schedule

August 27-30 @ New Orleans

History vs. New Orleans

All-Time: 43-39 (2014: 2-2)
@ Salt Lake: 26-17 (2014: 2-2)
@ New Orleans: 17-22 (2014: DNP)

PCL INFO

Pacific Coast League

New Orleans vs. Salt Lake (2014)

PLAYERS	AVG	G	AB	R	H	2B	3B	HR	RBI	BB	IBB	SO	SB	CS	OBP	SLG	OPS	SF	SAC	HBP	DP	E*
* Black, Danny	.250	1	4	1	1	0	1	0	2	0	0	0	1	0	.250	.750	1.000	0	0	0	0	0
* Bogusevic, Brian	.273	3	11	2	3	1	0	0	2	1	0	1	1	0	.308	.364	.671	1	1	0	0	0
* Bour, Justin	.294	4	17	4	5	2	0	0	3	0	0	3	1	0	.333	.412	.745	0	0	1	0	0
* Brantly, Rob	.333	3	12	1	4	0	0	0	2	0	0	2	0	0	.333	.333	.667	0	0	0	0	0
Canha, Mark	.071	4	14	3	1	1	0	0	1	3	0	7	0	0	.278	.143	.421	0	0	1	1	0
* Cox, Zack	.250	1	4	0	1	0	0	0	0	0	0	1	0	0	.250	.500	.500	0	0	0	0	0
* Diaz, Juan	.417	3	12	1	5	1	0	0	1	0	0	3	1	0	.417	.500	.917	0	0	0	0	1
* Dietrich, Derek	.357	3	14	2	5	0	0	1	1	0	0	1	1	0	.357	.571	.929	0	0	0	1	1
Hernandez, Enrique	.250	2	8	1	2	1	0	0	1	1	0	2	0	0	.333	.375	.708	0	0	0	0	0
Jensen, Kyle	.188	4	16	2	3	2	0	0	3	1	0	5	0	0	.235	.313	.548	0	0	0	0	1
Rodriguez, Josh	.333	3	9	1	3	0	0	0	3	2	0	3	0	0	.417	.333	.750	1	0	0	0	0
* Skipworth, Kyle	.500	1	4	0	2	1	0	0	0	0	0	1	0	0	.500	.750	1.250	0	0	0	0	0
Wates, Austin	.176	4	17	3	3	1	0	0	0	2	0	1	3	0	.263	.235	.498	0	0	0	0	0
TEAM TOTAL	.268	4	142	21	38	10	1	1	19	10	0	30	8	0	.321	.373	.694	2	1	2	3	2

GI

PITCHERS	W-L	ERA	G	GS	CG	SHO	SV	SVO	IP	H	R	ER	HR	HB	BB	IBB	SO	BK	WP	GO/AO	DP	WHIP	AVG	AB	TBF	SF	GF	HLD	
Ames, Steve	0-1	4.50	1	0	0	0	0	0	2.0	2	1	1	1	0	0	0	1	0	0	0.25	0	1.00	.250	8	8	0	1	0	
Camirero, Arquimedes	0-0	0.00	1	0	0	0	1	1.1	2	0	0	0	0	1	0	0	1	0	3	0	1.00	0	2.25	.333	6	7	0	1	0
* Flynn, Brian	0-0	5.40	1	1	0	0	0	0	6.2	9	4	4	0	1	2	0	3	0	1	1.33	0	1.65	.346	26	30	0	0	0	
* Heaney, Andrew	0-0	4.50	1	1	0	0	0	0	6.0	7	5	3	0	1	3	0	4	0	0	2.67	1	1.67	.292	24	28	0	0	0	
Morey, Robert	0-0	18.00	1	0	0	0	0	0	2.0	7	4	4	0	1	0	0	2	0	0	3.00	0	4.00	.538	13	14	0	0	0	
* Olmos, Edgar	0-0	9.00	1	0	0	0	0	0	1.0	1	1	1	0	0	0	0	1	0	0	1.00	0	1.00	.250	4	4	0	0	1	
Roe, Chaz	0-0	5.40	1	0	0	0	1	1	1.2	2	1	1	0	0	1	0	0	0	0	0.33	0	1.80	.400	5	7	1	1	0	
Sanabria, Alex	1-0	2.70	1	1	0	0	0	0	6.2	9	4	2	0	0	1	0	2	0	0	3.25	2	1.50	.333	27	29	0	0	0	
Varner, Rlett	1-0	2.45	2	0	0	0	0	0	3.2	3	1	1	0	0	3	0	2	0	0	1.67	0	1.64	.214	14	17	0	1	0	
Villanueva, Elih	0-1	21.00	1	1	0	0	0	0	3.0	9	7	7	1	0	1	0	3	0	1	1.00	0	3.33	.563	16	18	1	0	0	
TEAM TOTAL	2-2	6.35	4	4	0	0	2	2	34.0	51	28	24	2	2	13	0	21	0	2	1.62	3	1.88	.357	143	162	2	4	1	

Salt Lake vs. New Orleans (2014)

PLAYERS	AVG	G	AB	R	H	2B	3B	HR	RBI	BB	IBB	SO	SB	CS	OBP	SLG	OPS	SF	SAC	HBP	DP	E*
Albitz, Vance	.615	4	13	4	8	4	1	0	3	1	0	1	1	0	.643	1.077	1.720	0	0	0	1	0
* Boesch, Brennan	.471	4	17	6	8	2	1	1	4	0	0	2	0	1	.500	.882	1.382	0	0	1	0	0
Buck, John	.333	3	9	4	3	1	0	0	0	3	0	1	0	0	.538	.444	.983	0	0	1	1	0
* Campana, Tony	.438	4	16	2	7	0	0	0	3	0	0	2	2	0	.438	.438	.875	0	1	0	0	0
Cron, C.J.	.250	3	12	0	3	1	0	0	2	1	0	2	0	0	.286	.333	.619	1	0	0	1	2
Green, Grant	.389	4	18	4	7	1	0	1	3	0	0	1	0	0	.389	.611	1.000	0	0	0	0	1
Hester, John	.000	1	2	0	0	0	0	0	0	2	0	1	0	0	.500	.000	.500	0	0	0	0	0
Jimenez, Luis	.214	3	14	1	3	2	0	0	0	0	0	5	0	0	.214	.357	.571	0	0	0	0	0
Lopez, Roberto	.222	3	9	0	2	0	0	0	1	2	0	3	1	0	.364	.222	.586	0	0	0	0	0
# O'Malley, Shawn	.385	4	13	3	5	1	1	0	6	4	0	1	2	0	.529	.615	1.145	0	1	0	0	0
* Shuck, J.B.	.333	4	12	2	4	2	0	0	2	0	0	0	0	0	.333	.500	.833	0	0	0	0	0
* Wheeler, Ryan	.125	2	8	2	1	0	0	0	1	0	0	2	0	0	.111	.125	.236	1	0	0	0	0
TEAM TOTAL	.357	4	143	28	51	14	3	2	25	13	0	21	6	1	.413	.538	.951	2	2	2	3	3

GI

PITCHERS	W-L	ERA	G	GS	CG	SHO	SV	SVO	IP	H	R	ER	HR	HB	BB	IBB	SO	BK	WP	GO/AO	DP	WHIP	AVG	AB	TBF	SF	GF	HLD
Bedrosian, Cam	0-0	0.00	1	0	0	0	0	0	1.0	0	0	0	0	0	1	0	1	0	0	2.00	0	1.00	.000	3	4	0	1	0
Carpenter, David	0-0	0.00	1	0	0	0	0	0	2.2	1	0	0	0	0	0	0	1	0	0	4.00	0	0.37	.111	9	9	0	0	0
Clay, Caleb	0-1	8.10	1	1	0	0	0	0	6.2	8	6	6	1	0	3	0	4	0	0	1.17	2	1.65	.296	27	30	0	0	0
De La Rosa, Dane	1-0	0.00	1	0	0	0	0	0	2.0	3	0	0	0	0	1	0	1	0	0	2.00	1	2.00	.375	8	9	0	0	0
Kohn, Michael	0-0	0.00	2	0	0	0	0	0	2.1	1	0	0	0	0	0	0	3	0	0	0.00	0	0.43	.125	8	8	0	2	0
Lerew, Anthony	0-0	3.60	1	1	0	0	0	0	5.0	9	5	2	0	0	1	0	4	0	1	0.38	0	2.00	.375	24	26	1	0	0
Newby, Kyler	0-1	7.36	2	1	0	0	0	0	3.2	5	3	3	0	1	0	0	2	0	0	1.00	0	1.36	.313	16	17	0	0	0
Pestano, Winnie	1-0	0.00	2	0	0	0	0	0	2.2	1	0	0	0	0	0	0	4	0	0	4.00	0	0.37	.100	10	10	0	1	0
* Richardson, Dustin	0-0	9.00	2	0	0	0	0	0	3.0	2	3	3	0	0	2	0	3	0	0	4.00	0	1.33	.182	11	13	0	0	1
* Wolf, Randy	0-0	5.14	1	1	0	0	0	0	7.0	8	4	4	0	1	2	0	7	0	0	2.67	0	1.43	.308	26	31	1	0	0
TEAM TOTAL	2-2	4.50	4	4	0	0	0	0	36.0	38	21	18	1	2	10	0	30	0	1	1.36	3	1.33	.268	142	157	2	4	1

PCL INFO

Pacific Coast League



Oklahoma City Dodgers

2 South Mickey Mantle Drive
Oklahoma City, Oklahoma 73104
Phone: (405) 218-1000

WEBSITE: www.okcredhawks.com
E-MAIL ADDRESS: info@okcredhawks.com
OWNER: Mandalay Baseball
PCL MEMBER SINCE: 1998 (also 1963-68)



DAMON BERRYHILL



CHICKASAW BRICKTOWN BALLPARK

PRESIDENT/GENERAL MANAGER:
MEDIA RELATIONS MANAGER:

Michael Byrnes
Alex Freedman • alex.freedman@okcredhawks.com

Baseball Operations

MAJOR LEAGUE AFFILIATION: (since)
FIELD MANAGER:
PITCHING COACH:
HITTING COACH:
COACH:
TRAINER:
STRENGTH COACH:

Los Angeles Dodgers (2015)
Damon Berryhill
Scott Radinsky
Franklin Stubbs
Johnny Washington
Greg Harrel
Travis Smith

Stadium Information

BALLPARK:
PLAYING SURFACE:
DIMENSIONS:
RADIO:
ANNOUNCER:

Chickasaw Bricktown Ballpark (9,000, opened in 1998)
Natural Grass
LF-325', CF-400', RF-325'
KGHM-AM 1340 "The Game"
Alex Freedman

2015 Schedule

May 25-28 @ Salt Lake

History vs. Oklahoma

All-Time: 45-39 (2014: 2-2)
@ Salt Lake: 25-15 (DNP)
@ Oklahoma City: 20-24 (2-2)

PCL INFO

Pacific Coast League

Oklahoma City vs. Salt Lake (2014)

PLAYERS	AVG	G	AB	R	H	2B	3B	HR	RBI	BB	IBB	SO	SB	CS	OBP	SLG	OPS	SF	SAC	HBP	DP	E*
* Castro, Erik	.250	1	4	0	1	0	0	0	0	0	0	2	0	0	.250	.250	.500	0	0	0	0	0
* Chambers, Adron	.250	1	4	2	1	0	0	0	0	0	0	1	0	0	.250	.250	.500	0	0	0	0	0
Duffy, Matt	.533	4	15	5	8	1	0	5	8	0	0	1	0	0	.588	1.600	2.188	0	0	2	2	0
Hernandez, Enrique	.313	4	16	0	5	0	0	0	2	0	0	1	0	0	.294	.313	.607	1	1	0	0	1
Hoes, L.J.	.462	4	13	1	6	1	0	0	1	2	0	1	0	2	.533	.538	1.072	0	0	0	0	0
* Krauss, Marc	.308	4	13	2	4	0	0	1	3	1	0	6	0	0	.357	.538	.896	0	0	0	0	0
Perez, Carlos	.143	2	7	1	1	0	0	0	0	1	0	0	0	0	.250	.143	.393	0	0	0	0	1
Petit, Gregorio	.545	3	11	1	6	0	0	0	2	0	0	1	0	0	.545	.545	1.091	0	0	0	0	0
Santana, Domingo	.176	4	17	3	3	1	0	1	1	1	0	4	0	0	.222	.412	.634	0	0	0	1	0
# Scalfani, Joe	.500	1	2	0	1	0	0	0	1	0	0	0	0	0	.500	.500	1.000	0	1	0	0	0
Stassi, Max	.100	3	10	1	1	0	0	0	0	1	0	5	0	0	.182	.100	.282	0	0	0	0	0
Torreyes, Ronald	.167	2	6	1	1	0	0	0	0	2	0	1	0	1	.375	.167	.542	0	0	0	0	0
* Tucker, Preston	.250	1	4	1	1	0	0	0	0	0	0	2	0	0	.250	.250	.500	0	0	0	0	0
Wates, Austin	.154	3	13	0	2	1	0	0	1	1	0	1	0	0	.214	.231	.445	0	0	0	0	0
TEAM TOTAL	.304	4	135	18	41	4	0	7	18	9	0	26	0	3	.354	.489	.843	1	2	2	3	2

PITCHERS	W-L	ERA	G	GS	CG	SHO	SV	SVO	IP	H	R	ER	HR	HB	BB	IBB	SO	BK	WP	GO/AO	DP	WHIP	GI					
																							AVG	AB	TBF	SF	GF	LD
* Chapman, Kevin	1-0	0.00	2	0	0	0	0	0	2.0	1	0	0	0	0	1	0	1	0	0	1.00	1	1.00	.167	6	7	0	2	0
Clemens, Paul	0-0	2.25	1	1	0	0	0	0	4.0	4	1	1	0	0	2	0	1	0	0	0.80	0	1.50	.250	16	18	0	0	0
De Leon, Jorge	0-0	0.00	2	0	0	0	0	0	4.2	1	0	0	0	0	3	0	2	0	0	2.50	2	0.86	.077	13	16	0	0	0
Doran, Bobby	0-1	3.00	1	1	0	0	0	0	6.0	5	2	2	1	0	2	0	5	0	2	10.00	1	1.17	.227	22	24	0	0	0
Martinez, David	0-1	16.62	1	1	0	0	0	0	4.1	10	8	8	0	0	5	0	5	0	2	1.67	0	3.46	.476	21	28	1	0	0
Seaton, Ross	0-0	9.00	2	0	0	0	0	0	4.0	5	4	4	0	0	1	0	1	0	0	8.00	0	1.50	.313	16	18	1	0	1
Stoffel, Jason	0-0	0.00	2	0	0	0	0	0	3.0	5	2	0	0	0	1	0	1	0	0	8.00	0	2.00	.357	14	16	0	2	0
Tropeano, Nick	1-0	2.57	1	1	0	0	0	0	7.0	4	2	2	1	0	1	0	7	0	0	2.67	1	0.71	.182	22	23	0	0	0
White, Alex	0-0	9.00	1	0	0	0	0	0	1.0	2	1	1	1	0	1	0	1	0	0	1.00	0	3.00	.400	5	6	0	0	0
TEAM TOTAL	2-2	4.50	4	4	0	0	0	36.0	37	20	18	3	0	17	0	24	0	4	2.83	5	1.50	.274	135	156	2	4	1	

Salt Lake vs. Oklahoma City (2014)

PLAYERS	AVG	G	AB	R	H	2B	3B	HR	RBI	BB	IBB	SO	SB	CS	OBP	SLG	OPS	SF	SAC	HBP	DP	E*
Albitz, Vance	.143	2	7	0	1	0	0	0	0	0	0	0	0	0	.143	.143	.286	0	0	0	0	1
* Boesch, Brennan	.455	3	11	2	5	0	1	0	1	1	0	3	1	0	.500	.636	1.136	0	0	0	0	0
* Borenstein, Zach	.083	3	12	1	1	0	0	0	2	1	0	3	0	0	.154	.083	.237	0	0	0	0	0
Field, Tommy	.364	3	11	3	4	1	0	0	2	3	0	2	1	0	.500	.455	.955	0	0	0	0	2
Green, Grant	.118	4	17	2	2	0	0	1	2	1	0	2	0	0	.167	.294	.461	0	0	0	2	1
Hester, John	.500	2	6	1	3	2	0	1	2	0	0	1	0	0	.625	1.333	1.958	0	0	0	0	0
Jimenez, Luis	.167	3	12	2	2	1	0	0	1	0	0	2	0	0	.167	.250	.417	0	0	0	0	0
Lopez, Roberto	.364	3	11	2	4	1	0	1	4	0	0	3	0	0	.333	.727	1.061	1	1	0	1	0
Martinez, Luis	.333	1	3	0	1	0	0	0	0	0	0	0	0	0	.333	.333	.667	0	0	0	1	0
* Navarro, Efren	.429	4	14	2	6	1	2	0	4	3	0	3	0	1	.529	.786	1.315	0	0	0	0	0
# O'Malley, Shawn	.250	3	12	2	3	1	0	0	0	3	0	2	1	0	.400	.333	.733	0	0	0	0	0
* Shuck, J.B.	.267	4	15	3	4	2	1	0	2	3	0	1	0	0	.368	.533	.902	1	0	0	1	0
Zaneski, Zach	.250	1	4	0	1	0	0	0	0	0	0	2	0	0	.250	.250	.500	0	1	0	0	0
TEAM TOTAL	.274	4	135	20	37	9	4	3	19	17	0	24	3	1	.351	.467	.817	2	2	0	5	4

PITCHERS	W-L	ERA	G	GS	CG	SHO	SV	SVO	IP	H	R	ER	HR	HB	BB	IBB	SO	BK	WP	GO/AO	DP	WHIP	GI					
																							AVG	AB	TBF	SF	GF	LD
Berg, Jeremy	1-0	0.00	1	0	0	0	0	0	2.2	0	0	0	0	0	0	0	5	0	0	2.00	0	0.00	.000	8	8	0	0	0
Boyd, Jake	0-0	0.00	1	0	0	0	0	0	2.1	2	0	0	0	1	1	0	0	0	0	2.00	0	1.29	.250	8	10	0	0	0
Chaffee, Ryan	0-0	0.00	1	0	0	0	0	0	1.0	0	0	0	0	0	1	0	0	0	0	2.00	1	1.00	.000	2	3	0	0	1
De La Rosa, Dane	0-1	6.75	2	0	0	0	0	0	1.1	2	1	1	0	0	1	0	0	0	0.50	0	2.25	.333	6	7	0	2	0	
Herrera, Yoslan	0-0	0.00	2	0	0	0	1	1	2.0	3	0	0	0	0	0	0	0	0	3.00	2	1.50	.429	7	7	0	1	1	
Kohn, Michael	0-0	0.00	2	0	0	0	1	2.0	2.3	0	0	1	0	2	0	2	0	2	0	2.00	0	2.00	.250	8	10	0	0	0
Lerew, Anthony	0-1	6.00	1	1	0	0	0	0	6.0	10	5	4	3	0	2	0	2	0	0	2.00	0	2.00	.370	27	29	0	0	0
Newby, Kyler	0-0	0.00	1	1	0	0	0	0	2.0	1	0	0	0	0	0	0	2	0	0	3.00	0	0.50	.200	5	6	0	0	0
Pineiro, Joel	1-0	5.40	1	1	0	0	0	0	5.0	11	5	3	1	0	0	0	7	0	1	3.50	0	2.20	.407	27	27	0	0	0
* Richardson, Dustin	0-0	0.00	1	0	0	0	0	0	3.0	1	0	0	0	0	0	0	5	0	0	1.00	0	0.33	.111	9	10	1	0	1
* Sisk, Brandon	0-0	9.00	1	0	0	0	0	0	1.0	1	1	1	0	0	0	0	1	0	0	0.00	0	1.00	.250	4	4	0	1	0
* Thomas, Justin	0-0	4.50	1	1	0	0	0	0	6.0	8	3	3	1	1	2	0	1	0	0	0.56	0	1.67	.333	24	28	0	0	0
Team Total	2-2	3.15	4	4	0	1	1	2	34.1	41	18	12	7	2	9	0	26	0	1	1.58	3	1.46	.304	135	149	1	4	3

Pacific Coast League

Omaha Storm Chasers



1202 Bert Murphy Avenue
Omaha, Nebraska 68107
Phone: (402) 734-2550

WEBSITE: www.omahastormchasers.com
E-MAIL ADDRESS: info@omahastormchasers.com
OWNER: Omaha Royals Limited Partnership
PCL MEMBER SINCE: 1998



BRIAN POLDBERG



WERNER PARK

PRESIDENT/GENERAL MANAGER:
MEDIA REPRESENTATIVE:

Martie Cordaro
Andrew Mitchell • andrewm2@omahastormchasers.com

Baseball Operations

MAJOR LEAGUE AFFILIATION: (since)

FIELD MANAGER:

PITCHING COACH:

HITTING COACH:

TRAINER:

STRENGTH COACH:

Kansas City Royals (1969)

Brian Poldberg

Al Nipper

Tommy Gregg

Dave Iannicca

Joey Greany

Stadium Information

BALLPARK:

PLAYING SURFACE:

DIMENSIONS:

RADIO:

ANNOUNCER:

Werner Park (9,000, opened in 2011)

Natural Grass

LF-332', CF-408', RF-332'

KOIL AM 1180

Mark Nasser

2015 Schedule

August 15-18 @ Salt Lake

History vs. Omaha

All-Time: 54-46 (2014: 2-2)

@ Salt Lake: 25-23 (DNP)

@ Omaha: 29-23 (2-2)

Pacific Coast League

Omaha vs. Salt Lake (2014)

PLAYERS	AVG	G	AB	R	H	2B	3B	HR	RBI	BB	IBB	SO	SB	CS	OBP	SLG	OPS	SF	SAC	HBP	DP	E*
Bocock, Brian	.167	2	6	1	1	0	1	0	0	0	0	2	0	0	.167	.500	.667	0	0	0	0	1
Ciriaco, Pedro	.417	3	12	1	5	1	0	0	2	0	0	2	1	0	.417	.500	.917	0	1	0	0	2
Cuthbert, Cheslor	.083	3	12	1	1	0	0	1	2	0	0	2	0	0	.083	.333	.417	0	0	0	0	0
Fields, Matt	.200	3	10	0	2	1	0	0	0	0	0	4	0	0	.200	.300	.500	0	0	0	0	1
Giavotella, Johnny	.077	4	13	1	1	0	0	0	1	1	0	1	0	0	.143	.077	.220	0	0	0	1	1
Gore, Terrance	.000	2	3	1	0	0	0	0	0	0	0	2	0	0	.000	.000	.000	0	0	0	0	0
Hayes, Brett	.250	1	4	0	1	0	0	0	0	0	0	0	0	0	.250	.250	.500	0	0	0	0	0
Janish, Paul	.333	3	9	2	3	1	0	0	1	2	0	1	0	0	.455	.444	.899	0	1	0	0	0
Maxwell, Justin	.273	3	11	1	3	1	0	0	0	1	0	2	0	0	.333	.364	.697	0	0	0	0	0
Merrifield, Whit	.444	4	18	5	8	3	0	0	2	0	0	0	1	0	.444	.611	1.056	0	0	0	0	0
Orlando, Paulo	.333	4	15	3	5	1	0	0	3	2	0	2	4	0	.412	.400	.812	0	0	0	0	0
* Peguero, Carlos	.364	4	11	3	4	1	0	2	6	2	1	3	1	0	.500	1.000	1.500	0	0	1	0	0
Pena, Francisco	.308	4	13	2	4	0	0	2	4	0	0	2	0	0	.308	.769	1.077	0	0	0	0	1
TEAM TOTAL	.277	4	137	21	38	9	1	5	21	8	1	21	9	0	.322	.467	.789	0	2	1	1	6

GI

PITCHERS	W-L	ERA	G	GS	CG	SHO	SV	SVO	IP	H	R	ER	HR	HB	BB	IBB	SO	BK	WP	GO/AO	DP	WHIP	AVG	AB	TBF	SF	GF	HLD
* Alexander, Scott	0-0	0.00	1	0	0	0	0	0	1.2	2	3	0	1	0	1	0	0	0	0	4.00	2	1.80	.333	6	7	0	0	0
Brooks, Aaron	1-0	3.86	1	1	0	0	0	0	7.0	4	3	3	1	0	2	0	6	0	1	1.33	1	0.86	.167	24	26	0	0	0
Coleman, Casey	0-1	10.12	1	0	0	0	0	0	2.2	5	3	3	0	0	1	0	0	0	0	1.33	0	2.25	.455	11	13	0	0	0
Coleman, Louis	0-0	9.00	1	0	0	0	0	0	2.0	4	2	2	0	0	1	0	2	0	0	0.00	0	2.50	.444	9	10	0	1	0
Culver, Malcom	0-0	0.00	1	0	0	0	0	0	0.1	0	0	0	0	0	0	0	0	0	1	0.00	0	0.00	.000	1	1	0	1	0
* Dwyer, Chris	0-0	0.00	1	0	0	0	1	1	2.0	0	0	0	0	0	0	0	2	0	0	1.00	0	0.00	.000	6	6	0	1	0
Hendriks, Liam	0-1	7.50	1	1	0	0	0	0	6.0	6	5	5	1	0	3	0	3	0	0	1.50	1	1.50	.261	23	26	0	0	0
* Lamb, John	0-0	4.15	1	1	0	0	0	0	4.1	3	3	2	0	0	6	0	2	0	1	0.83	0	2.08	.188	16	22	0	0	0
Mortensen, Clayton	1-0	2.57	1	1	0	0	0	0	7.0	5	2	2	0	0	1	0	1	0	1	0.70	1	0.86	.200	25	26	0	0	0
* Selman, Sam	0-0	27.00	2	0	0	0	0	1	1.0	4	3	3	0	0	3	0	1	0	0	1.00	0	7.00	.571	7	10	0	1	0
Wood, Blake	0-0	4.50	1	0	0	0	0	0	2.0	1	2	1	0	0	2	0	3	0	1	1.00	1	1.50	.167	6	8	0	0	0
TEAM TOTAL	2-2	5.25	4	4	0	0	1	2	36.0	34	26	21	3	0	20	0	20	0	5	1.09	6	1.50	.254	134	155	0	4	0

Salt Lake vs. Omaha (2014)

PLAYERS	AVG	G	AB	R	H	2B	3B	HR	RBI	BB	IBB	SO	SB	CS	OBP	SLG	OPS	SF	SAC	HBP	DP	E*
Albitz, Vance	.267	4	15	3	4	2	0	0	3	0	0	3	0	0	.267	.400	.667	0	1	0	0	1
Buck, John	.100	3	10	2	1	0	0	0	0	3	0	1	0	0	.308	.100	.408	0	0	0	2	0
* Campana, Tony	.143	4	14	4	2	0	0	0	2	4	0	4	0	0	.333	.143	.476	0	0	0	0	0
Cron, C.J.	.200	4	15	4	3	0	0	0	0	3	0	2	1	0	.333	.200	.533	0	0	0	0	0
Hester, John	.286	3	7	2	2	0	0	2	5	0	0	3	0	0	.286	1.143	1.429	0	0	0	0	0
Jimenez, Luis	.222	4	18	1	4	0	0	0	1	0	0	1	2	0	.222	.222	.444	0	0	0	2	1
Lopez, Roberto	.400	4	15	4	6	1	0	0	3	1	0	2	0	0	.438	.467	.904	0	0	0	0	0
# O'Malley, Shawn	.333	4	12	4	4	0	1	1	4	6	0	1	0	0	.556	.750	1.306	0	0	0	0	0
* Shuck, J.B.	.294	4	17	0	5	0	0	0	2	1	0	1	0	1	.333	.294	.627	0	0	0	1	0
* Stewart, Ian		1	0	1	0	0	0	0	0	0	0	0	0	0			.000	0	0	0	0	0
* Wheeler, Ryan	.273	3	11	1	3	0	0	0	3	2	0	2	0	0	.385	.273	.657	0	0	0	1	0
TEAM TOTAL	.254	4	134	26	34	3	1	3	23	20	0	20	3	1	.351	.358	.709	0	1	0	6	2

GI

PITCHERS	W-L	ERA	G	GS	CG	SHO	SV	SVO	IP	H	R	ER	HR	HB	BB	IBB	SO	BK	WP	GO/AO	DP	WHIP	AVG	AB	TBF	SF	GF	HLD
Bedrosian, Cam	1-0	6.75	2	0	0	0	0	1	1.1	2	1	1	0	0	1	1	3	0	0	0.00	0	2.25	.333	6	7	0	1	0
Brady, Michael	0-0	4.50	1	0	0	0	0	0	2.0	2	1	1	0	0	0	0	2	0	0	0.33	0	1.00	.250	8	8	0	1	0
Carpenter, David	0-0	9.00	1	0	0	0	0	0	1.0	2	1	1	0	0	1	0	0	2	0	0	0	3.00	.400	5	6	0	0	1
Chaffee, Ryan	0-0	0.00	1	0	0	0	0	0	1.2	2	0	0	0	0	1	0	1	0	0	0.33	0	1.80	.286	7	8	0	0	0
Clay, Caleb	0-1	18.00	1	1	0	0	0	0	3.0	6	6	6	3	0	3	0	1	0	0	0.67	0	3.00	.400	15	18	0	0	0
Grube, Jarrett	0-1	6.00	1	1	0	0	0	0	6.0	5	4	4	2	1	0	0	2	0	0	0.57	0	0.83	.208	24	25	0	0	0
Herrera, Yoslan	0-0	0.00	1	0	0	0	0	0	1.0	1	0	0	0	0	0	0	0	0	0	2.00	0	1.00	.250	4	4	0	1	0
Kohn, Michael	0-0	0.00	2	0	0	0	1	1	2.0	0	0	0	0	0	0	0	1	0	0	0.33	0	0.00	.000	6	6	0	1	0
* LeBlanc, Wade	1-0	1.29	1	1	0	0	0	0	7.0	4	1	1	0	0	0	0	4	0	0	1.60	1	0.57	.174	23	24	0	0	0
Lerew, Anthony	0-0	3.86	1	0	0	0	0	0	2.1	3	1	1	0	0	1	0	1	0	0	0.67	0	1.71	.300	10	11	0	0	0
* Richardson, Dustin	0-0	40.50	1	0	0	0	0	0	0.2	3	3	3	0	0	0	0	1	0	0	0	0	4.50	.600	5	5	0	0	1
* Wolf, Randy	0-0	4.50	1	1	0	0	0	0	6.0	8	3	3	0	0	1	0	3	0	0	1.75	0	1.50	.333	24	26	0	0	0
TEAM TOTAL	2-2	5.56	4	4	0	0	1	2	34.0	38	21	21	5	1	8	1	21	0	0	0.85	1	1.35	.277	137	148	0	4	2

PCL INFO

Pacific Coast League



Reno Aces

250 Evans Ave.
Reno, NV 89501
Phone: (775) 334-4700

WEBSITE: www.renoaces.com
E-MAIL ADDRESS: info@renoaces.com
OWNER: SK Baseball
PCL MEMBER SINCE: 2009



PHIL NEVIN



ACES BALLPARK

GENERAL MANAGER:
MANAGER OF COMMUNICATIONS:

Rick Parr
Chad Seely • chad@renoaces.com

Baseball Operations

MAJOR LEAGUE AFFILIATION: (since)
FIELD MANAGER:
PITCHING COACH:
HITTING COACH:
COACH:
TRAINER:
STRENGTH COACH:

Arizona Diamondbacks (2009)
Phil Nevin
Mike Parrott
Greg Gross
Luis Urueta
Joe Metz
Mike Schofield

Stadium Information

BALLPARK:
PLAYING SURFACE:
DIMENSIONS:
RADIO:
ANNOUNCER:

Aces Ballpark (9,100, opened in 2009)
Natural Grass
LF-339', CF-410', RF-340'
KPLY 630 AM
Ryan Radtke

2015 Schedule

May 8-11 @ Salt Lake
May 16-19 @ Reno
July 16-19 @ Salt Lake
August 11-14 @ Reno

History vs. Reno

All-Time: 45-51 (2014: 7-9)
@ Salt Lake: 22-26 (4-4)
@ Reno: 23-25 (3-5)

Pacific Coast League

Reno vs. Salt Lake (2014)

PLAYERS	AVG	G	AB	R	H	2B	3B	HR	RBI	BB	IBB	SO	SB	CS	OBP	SLG	OPS	SF	SAC	HBP	DP	E*
Ahmed, Nick	.324	11	34	5	11	2	0	0	4	6	0	4	0	1	.425	.382	.807	0	2	0	0	1
Bornick, Tyler	.250	2	4	3	1	0	1	0	0	2	0	0	1	0	.500	.750	1.250	0	0	0	0	1
* Campana, Tony	.296	6	27	8	8	1	1	0	3	4	0	7	2	0	.397	.407	.795	0	0	0	0	1
Cedeno, Ronny	.125	3	8	1	1	0	0	0	0	0	0	2	0	0	.125	.125	.250	0	0	0	0	0
Cunningham, Aaron	.300	12	40	4	12	3	1	0	9	6	0	3	0	0	.396	.425	.821	1	0	0	1	2
Diaz, Angelis	.200	4	15	1	3	1	0	1	1	1	0	5	0	0	.250	.267	.517	0	0	0	1	2
Evans, Nick	.293	9	24	16	15	5	1	4	12	0	0	4	0	0	.404	.739	1.143	0	0	0	1	2
* Freeman, Mike	.200	4	15	3	3	0	1	0	1	0	0	3	0	0	.198	.333	.531	1	0	0	0	0
* Gregorius, Didi	.327	12	49	11	16	5	1	6	2	0	7	1	0	0	.389	.490	.879	0	2	3	3	8
* Inciarte, Ender	.400	4	15	2	6	1	0	0	3	1	0	1	0	0	.412	.467	.878	1	0	0	0	0
* Jacobs, Mike	.404	16	57	17	23	6	0	6	22	8	1	11	0	0	.478	.825	1.303	2	0	2	1	2
Kleschnick, Roger	.154	12	52	5	8	1	0	1	1	1	0	6	0	0	.214	.231	.445	0	0	2	1	0
* Laili, Blake	.292	9	24	4	7	0	1	5	2	0	7	3	0	0	.346	.417	.763	0	0	0	0	1
Marte, Alfredo	.471	5	17	2	8	3	2	0	3	3	0	2	0	0	.550	.882	1.432	0	0	0	0	1
Marte, Andy	.438	16	64	16	28	5	0	3	15	0	2	0	0	0	.418	.656	1.074	3	0	0	4	2
* Martin, Dustin	.286	2	7	1	2	0	0	1	2	1	0	1	1	0	.375	.714	1.089	0	0	0	0	0
DeJen, Trent	.154	4	13	0	2	0	0	0	1	0	0	5	0	1	.214	.154	.368	0	0	0	0	0
Pacheco, Jordan	.200	3	10	1	2	0	0	0	2	1	0	1	0	0	.273	.200	.473	0	0	0	0	0
Weber, Garrett	.313	4	16	3	5	0	0	1	3	3	0	2	0	0	.421	.600	.921	0	0	0	0	0
Wilson, Bobby	.286	9	35	2	10	1	0	0	4	1	0	6	0	0	.306	.314	.620	0	0	0	1	0
TEAM TOTAL	.312	16	548	103	171	34	7	18	97	49	1	93	7	4	.373	.498	.871	8	4	9	18	23

PITCHERS	W-L	ERA	G	GS	CG	SHO	SV	SVO	IP	H	R	ER	HR	HB	BB	IBB	SO	SB	BK	WP	GO/AO	DP	WHIP	AVG	AB	TBF	SF	GF	HLD	
Barrett, Jake	0-0	0.00	2	0	0	0	2	2	2.0	2	0	0	0	0	0	0	10	2	0	0	3.00	1	1.50	.286	7	8	0	2	0	
Bolsinger, Mike	0-0	5.59	2	2	0	0	0	0	9.2	15	6	6	2	0	6	0	10	0	0	0	4.33	2	2.17	.306	41	47	0	0	0	
Bradley, Archie	0-1	11.25	1	1	0	0	0	0	4.0	7	5	0	0	0	4	0	3	1	0	0	1.80	0	2.75	.388	18	23	1	0	0	
Brewer, Charles	0-2	12.86	3	3	0	0	0	0	14.0	25	21	20	2	1	7	0	9	0	0	0	0.33	0	2.29	.385	65	75	1	0	0	
Chafin, Andrew	1-0	0.00	1	1	0	0	0	0	7.2	6	1	0	0	0	0	0	4	0	0	0	4.67	0	0.78	.207	29	29	0	0	0	
Cooper, Blake	0-0	54.00	1	0	0	0	0	0	1.0	5	6	6	0	0	2	0	1	0	0	0	2.00	0	7.00	.625	8	10	0	0	0	
De La Rosa, Euny	0-0	0.00	7	0	0	0	0	0	7.0	5	2	0	1	2	0	0	10	0	0	0	2.33	3	0.71	.192	26	28	0	0	1	
Eliel, Derek	0-0	0.00	2	0	0	0	0	0	2.0	4	2	1	0	0	0	0	3	1	0	0	3.00	0	2.50	.444	9	11	1	0	0	
Harrell, Lucas	0-0	6.88	2	2	0	0	0	0	9.0	20	10	9	2	1	2	0	0	0	0	0	1.30	0	2.36	.435	46	49	0	0	0	
Harris, Will	1-0	1.17	8	0	0	0	0	0	7.2	7	2	1	1	0	2	0	7	0	0	0	5.00	0	1.17	.250	28	31	0	4	3	
Loe, Kameron	0-0	27.00	1	0	0	0	0	0	0.1	3	1	1	0	0	0	0	0	0	0	0	0	0	9.00	.750	4	4	0	1	0	
Marshall, Evan	0-1	2.08	4	0	0	0	0	0	4.1	3	1	1	0	0	1	0	5	0	0	0	7.00	1	0.92	.188	16	17	0	2	1	
Munson, Kevin	1-1	9.00	5	0	0	0	0	0	2.4	6	5	4	0	0	4	1	3	0	0	0	2.50	0	2.50	.353	17	22	0	0	0	
* Peterson, Joe	0-1	15.00	2	0	0	0	0	0	1.0	2	1	1	0	0	0	0	0	0	0	0	10.00	0	0.83	.217	2	2	0	0	0	
Sarabia, Alex	0-0	3.60	3	0	0	0	0	0	5.0	9	4	2	1	0	0	0	3	0	0	0	1.40	1	1.80	.375	24	24	1	0	0	
Schultz, Bo	0-1	10.64	2	2	0	0	0	0	11.0	18	14	13	2	0	3	0	4	0	0	0	3.00	1	1.91	.360	50	53	0	0	0	
* Schuster, Patrick	0-0	0.00	1	0	0	0	0	0	1.2	1	0	0	0	0	0	0	0	0	0	0	1	0	3.00	1	0.60	.200	5	5	0	0
Serrano, Mark	1-0	5.14	3	1	0	0	0	0	7.0	9	4	4	1	0	2	0	6	0	1	0	1.00	1	1.57	.310	29	31	0	0	0	
Spruiell, Zake	1-0	3.00	2	2	0	0	0	0	12.0	7	6	4	3	1	1	0	8	0	0	0	2.63	0	0.67	.156	45	47	0	0	0	
Stiles, Matt	0-0	0.00	1	0	0	0	0	0	1.0	0	0	0	0	0	0	0	2.00	0	0	0	2.00	0	0.50	.167	6	7	0	0	0	
Todd, Jess	2-0	1.04	6	0	0	0	1	2	8.2	3	1	0	0	0	5	1	9	0	0	1	2.25	0	0.92	.277	27	33	1	0	0	
* Wolf, Randy	2-0	3.86	2	2	0	0	0	0	11.2	13	5	5	1	0	6	2	0	0	0	0	3.50	0	1.63	.277	47	53	0	0	0	
Team Total	9-7	5.41	16	16	0	4	7	138.0	174	97	83	16	5	47	2	106	2	8	0	3.00	14	1.60	.305	570	630	3	16	7		

Salt Lake vs. Reno (2014)

PLAYERS	AVG	G	AB	R	H	2B	3B	HR	RBI	BB	IBB	SO	SB	CS	OBP	SLG	OPS	SF	SAC	HBP	DP	E*	
Albitz, Vance	.182	4	11	1	2	0	0	0	1	0	0	0	0	0	.182	.384	.566	0	0	0	0	1	0
* Bosesch, Brennan	.286	8	35	7	10	2	2	9	1	0	6	0	0	0	.306	.629	.934	0	0	0	0	1	0
* Boschers, Buddy	.000	1	0	0	0	0	0	0	0	0	0	0	0	0	.000	.000	.000	0	0	0	0	0	0
Brady, Michael	.235	4	17	1	4	1	0	0	1	1	0	3	0	0	.278	.294	.572	0	0	0	0	1	0
* Calhoun, Kole	.583	3	12	5	7	1	1	1	3	0	0	1	0	0	.583	1.083	1.667	0	0	0	0	0	0
* Campana, Tony	.333	4	18	3	6	1	0	0	0	0	0	3	1	1	.333	.389	.722	0	0	0	0	0	0
Cron, C.J.	.500	7	28	9	14	1	2	8	3	0	7	0	1	0	.548	.821	1.370	0	0	0	0	0	
De La Rosa, Anderson	.220	9	36	3	14	0	0	0	22	0	0	22	2	0	.222	.222	.444	0	0	0	0	0	
Field, Tommy	.278	5	18	3	5	2	0	0	1	2	0	4	0	0	.350	.389	.739	0	0	0	0	2	0
Freesa, David	.167	2	6	2	1	0	0	1	3	3	0	1	0	0	.444	.667	1.111	0	0	0	0	0	
* Good, Riley	.500	1	2	0	1	0	0	0	0	0	0	0	0	0	.500	.500	1.000	0	0				

Pacific Coast League



Round Rock Express

3400 East Palm Valley Blvd.
Round Rock, Texas 78664
Phone: (512) 255-2255

WEBSITE: www.rrexpress.com
E-MAIL ADDRESS: info@rrexpress.com
OWNER: Ryan Sanders Baseball, LP
PCL MEMBER SINCE: 2005



JASON WOOD



THE DELL DIAMOND

GENERAL MANAGER:
DIRECTOR OF COMMUNICATIONS:

George King
Jill Cacic • jcacic@rrexpress.com

Baseball Operations

MAJOR LEAGUE AFFILIATION: (since)
FIELD MANAGER:
PITCHING COACH:
HITTING COACH:
THIRD BASE COACH:
TRAINER:
STRENGTH COACH:

Texas Rangers (2011)
Jason Wood
Brad Holman
Justin Mashore
Spike Owen
Jason Roberts
Ric Mabie

Stadium Information

BALLPARK:
PLAYING SURFACE:
DIMENSIONS:
RADIO:
ANNOUNCER:

The Dell Diamond (8,722, opened in 2000)
Natural Grass
LF-330', CF-400', RF-325'
KTXH FM 104.9 ESPN Radio/espnaustin.com
Mike Capps

2015 Schedule

August 23-26 @ Round Rock

History vs. Round Rock

All-Time: 18-22 (2014: 1-3)
@ Salt Lake: 10-10 (1-3)
@ Round Rock: 8-12 (DNP)

Pacific Coast League

Round Rock vs. Salt Lake (2014)

PLAYERS	AVG	G	AB	R	H	2B	3B	HR	RBI	BB	IBB	SO	SB	CS	OBP	SLG	OPS	SF	SAC	HBP	DP	E*
Choice, Michael	.400	4	15	3	6	3	0	2	8	2	0	4	0	0	.471	1.000	1.471	0	0	0	1	0
Donald, Jason	.300	3	10	1	3	0	0	1	0	0	3	0	0	0	.300	.300	.600	0	0	0	0	0
Gimenez, Chris	.571	2	7	1	4	1	0	0	1	2	0	2	0	0	.600	.714	1.314	1	0	0	0	0
* Hoying, Jared	.471	4	17	4	8	1	0	1	3	1	0	4	0	1	.500	.706	1.206	0	0	0	0	0
* Nicholas, Brett	.200	3	10	1	2	0	0	0	1	0	1	0	0	0	.273	.200	.473	0	0	0	3	0
* Petersen, Bryan	.182	3	11	2	2	1	0	0	2	0	0	2	0	0	.182	.273	.455	0	0	0	0	0
Rua, Ryan	.313	4	16	3	5	1	0	1	3	1	0	2	0	0	.353	.563	.915	0	0	0	0	0
# Sardinas, Luis	.368	4	19	4	7	2	0	0	3	0	0	3	1	1	.368	.474	.842	0	0	0	0	0
# Strausborger, Ryan	.167	3	12	2	2	1	1	0	1	0	0	2	0	0	.154	.417	.571	1	0	0	0	0
# Telis, Tomas	.429	4	14	2	6	0	0	0	2	1	0	1	0	0	.467	.429	.895	0	0	0	0	0
Wilson, Josh	.091	3	11	1	1	0	0	0	0	0	0	2	0	0	.091	.091	.182	0	0	0	0	0
TEAM TOTAL	.324	4	142	24	46	10	1	4	24	8	0	26	1	2	.355	.493	.848	2	0	0	4	0

PITCHERS	GI																											
	W-L	ERA	G	GS	CG	SHO	SV	SVO	IP	H	R	ER	HR	HB	BB	IBB	SO	BK	WP	GO/AO	DP	WHIP	AVG	AB	TBF	SF	GF	HLD
Adcock, Nate	0-0	0.00	2	0	0	0	0	1	1.2	1	0	0	0	0	1	0	3	0	0	1.00	0	1.20	.167	6	7	0	1	1
Bonilla, Livalberto	0-0	0.00	1	0	0	0	0	1.0	0	0	0	0	0	0	0	0	0	0	0	2.00	0	0.00	.000	3	3	0	0	0
* Cabrera, Edwar	1-0	1.69	1	1	0	0	0	5.1	7	1	1	0	0	2	0	3	0	1	1.75	2	1.69	.333	21	23	0	0	0	
* Feierabend, Ryan	0-0	27.00	1	1	0	0	0	2.0	7	6	6	1	0	0	0	2	0	0	1.00	0	3.50	.538	13	13	0	0	0	
* Garcia, Martire	0-0	4.50	2	0	0	0	0	4.0	6	2	2	0	0	1	0	4	0	0	1.33	1	1.75	.353	17	18	0	0	0	
Jackson, Luke	0-0	9.64	1	1	0	0	0	4.2	3	5	5	0	2	5	0	5	0	0	1.00	1	1.71	.200	15	22	0	0	0	
* Kirman, Michael	0-0	0.00	1	0	0	0	0	2.0	1	0	0	0	0	0	0	2	0	0	2.00	0	0.50	.143	7	7	0	0	0	
Patton, Spencer	0-0	0.00	1	0	0	0	1	1.0	1	0	0	0	0	0	0	1	0	0	0.00	0	1.00	.250	4	4	0	1	0	
* Reyes, Jimmy	1-0	0.00	1	0	0	0	0	2.0	1	0	0	0	0	0	0	1	0	0	4.00	0	0.50	.143	7	7	0	1	0	
* Ross Jr., Robbie	1-0	2.25	1	1	0	0	0	8.0	8	2	2	0	0	1	0	5	0	0	3.00	0	1.13	.258	31	32	0	0	0	
Rowen, Ben	0-0	6.75	1	0	0	0	0	1.1	2	1	1	0	0	0	0	1	0	0	1.00	0	1.50	.333	6	6	0	0	0	
West, Matt	0-1	***	1	0	0	0	0	0.0	2	1	1	0	0	0	0	0	0	0	0	0	*	1.000	2	2	0	1	0	
TEAM TOTAL	3-1	4.91	4	4	0	0	2	2	33.0	39	18	18	1	2	10	0	27	0	1	1.65	4	1.48	.295	132	144	0	4	1

Salt Lake vs. Round Rock (2014)

PLAYERS	AVG	G	AB	R	H	2B	3B	HR	RBI	BB	IBB	SO	SB	CS	OBP	SLG	OPS	SF	SAC	HBP	DP	E*
Albitz, Vance	.214	4	14	3	3	0	0	0	0	0	0	1	0	0	.267	.214	.481	0	0	1	1	0
* Boesch, Brennan	.333	2	6	1	2	1	0	0	1	0	0	0	0	0	.333	.500	.833	0	0	0	0	0
Buck, John	.231	4	13	1	3	0	0	1	4	1	0	2	0	0	.286	.462	.747	0	0	0	0	0
* Campana, Tony	.091	4	11	2	1	0	1	0	1	2	0	3	0	0	.231	.273	.503	0	0	0	0	0
Cron, C.J.	.417	4	12	1	5	1	0	0	2	3	0	4	0	0	.563	.500	1.063	0	0	1	0	1
Green, Grant	.333	1	3	1	1	0	0	0	1	0	0	1	0	0	.333	.333	.667	0	0	0	0	0
Hester, John	.000	1	3	0	0	0	0	0	0	0	0	1	0	0	.000	.000	.000	0	0	0	0	0
Jimenez, Luis	.267	4	15	3	4	0	0	0	2	1	0	3	0	0	.313	.267	.579	0	0	0	0	2
Lopez, Roberto	.100	3	10	0	1	0	0	0	1	2	0	4	0	0	.250	.100	.350	0	0	0	0	0
# O'Malley, Shawn	.467	4	15	3	7	0	1	0	2	1	0	3	1	0	.500	.600	1.100	0	0	0	0	0
* Shuck, J.B.	.444	4	18	3	8	0	0	0	2	0	0	4	1	0	.444	.444	.889	0	0	0	2	0
* Wheeler, Ryan	.333	3	12	0	4	0	0	0	2	0	0	1	0	0	.333	.333	.667	0	0	0	1	0
TEAM TOTAL	.295	4	132	18	39	2	2	1	18	10	0	27	2	0	.354	.364	.718	0	0	2	4	3

PITCHERS	GI																											
	W-L	ERA	G	GS	CG	SHO	SV	SVO	IP	H	R	ER	HR	HB	BB	IBB	SO	BK	WP	GO/AO	DP	WHIP	AVG	AB	TBF	SF	GF	HLD
Carpenter, David	0-0	0.00	1	0	0	0	0	1.1	0	0	0	0	1	0	2	0	0	1.00	0	0.75	.000	4	5	0	0	0		
Chaffee, Ryan	0-0	0.00	1	0	0	0	0	2.2	3	0	0	0	2	0	2	0	0	3.00	1	1.88	.333	9	11	0	0	0		
Clay, Caleb	0-1	6.43	1	1	0	0	0	7.0	11	5	5	1	0	1	0	2	0	1	3.25	2	1.71	.379	29	31	1	0	0	
De La Rosa, Dane	0-0	13.50	1	0	0	0	0	0.2	2	1	1	0	0	1	0	1	0	0	1.00	0	4.50	.500	4	5	0	0	0	
Grube, Jarrett	1-0	5.14	1	1	0	0	0	7.0	8	6	4	0	0	0	0	3	0	0	1.71	0	1.14	.276	29	30	1	0	0	
Herrera, Yoslan	0-0	0.00	2	0	0	0	0	4.0	1	0	0	0	0	0	8	0	1	0.33	0	0.25	.077	13	13	0	2	0		
Kohn, Michael	0-0	0.00	1	0	0	0	0	1.2	0	0	0	0	1	0	0	0	0	1.00	1	0.60	.000	4	5	0	0	0		
Lerew, Anthony	0-1	9.00	1	1	0	0	0	3.0	7	3	3	0	0	0	3	0	0	0.25	0	2.33	.438	16	16	0	0	0		
Newby, Kyler	0-0	0.00	1	0	0	0	0	1.0	1	0	0	0	1	0	1	0	0	1.00	0	2.00	.250	4	5	0	0	0		
Pestano, Vinnie	0-1	4.50	1	0	0	0	0	2.0	3	1	1	1	0	1	0	2	0	0	0.00	0	2.00	.333	9	10	1	0	1	
Richardson, Dustin	0-0	40.50	1	0	0	0	1	0.2	4	3	3	0	0	0	1	1	0	1.00	0	6.00	.667	6	6	0	0	0		
Volstad, Chris	0-0	15.00	1	1	0	0	0	3.0	6	5	5	2	0	0	1	0	0	8.00	0	2.00	.400	15	15	0	0	0		
TEAM TOTAL	1-3	5.82	4	4	1	0	0	1	34.0	46	24	22	4	0	8	0	26	1	2	1.87	4	1.59	.324	142	152	2	3	0


Pacific Coast League



Sacramento River Cats

400 Ballpark Drive
West Sacramento, California 95691
Phone: (916) 376-4700

WEBSITE: www.rivercats.com
E-MAIL ADDRESS: info@rivercats.com
OWNER: Susan Savage
PCL MEMBER SINCE: 2000
(also member 1903-13, 1918-60, 1974-76)



BOB MARIANO



RALEY FIELD

GENERAL MANAGER:
PUBLIC RELATIONS COORDINATOR:

Jeff Savage
Daniel Emmons • demmons@rivercats.com

Baseball Operations

MAJOR LEAGUE AFFILIATION: (since)
FIELD MANAGER:
PITCHING COACH:
HITTING COACH:
TRAINER:
STRENGTH COACH:

San Francisco Giants (2015)
Bob Mariano
Dwight Bernard
Andy Skeels
James Petra
Brad Lawson

Stadium Information

BALLPARK:
PLAYING SURFACE:
DIMENSIONS:
RADIO:
ANNOUNCER:

Raley Field (14,014, opened in 2000)
Natural Grass
LF-330', CF-403', RF-325'
KSTE 650 AM
Johnny Doskow

2015 Schedule

April 9-12 @ Sacramento
April 17-20 @ Salt Lake
June 30-July 3 @ Sacramento
August 1-4 @ Salt Lake

History vs. Sacramento

All-time 97-127 (2014: 5-11)
@ Salt Lake 65-48 (5-3)
@ Sacramento 32-79 (0-8)

PCL INFO

Pacific Coast League

Sacramento vs. Salt Lake (2014)

PLAYERS	AVG	G	AB	R	H	2B	3B	HR	RBI	BB	IBB	SO	SB	CS	OBP	SLG	OPS	SF	SAC	HBP	DP	FP	E*
* Aliotti, Anthony	.111	5	18	3	2	2	0	0	4	2	0	6	0	0	.200	.222	.422	0	0	0	0	1	1
* Barton, Danic	.474	4	19	4	9	4	0	1	7	0	0	1	0	0	.474	.842	1.316	0	0	0	0	2	0
* Buss, Nick	.406	8	32	9	13	1	0	0	5	2	0	3	0	1	.429	.438	.866	1	0	0	0	0	1
* Carrithers, Alden	.378	9	37	7	14	1	0	0	6	4	0	2	2	0	.439	.405	.844	0	2	0	0	1	0
Elmore, Jake	1.000	1	2	0	2	0	0	0	0	0	0	0	0	0	1.000	1.000	2.000	0	0	0	0	0	0
Freiman, Nate	.323	16	65	10	21	4	0	3	21	7	0	13	0	0	.378	.523	.901	2	0	0	0	1	1
* Goebbert, Jake	.259	8	27	4	7	4	0	1	6	6	1	5	1	0	.400	.519	.919	1	0	1	0	2	0
Ladendorf, Tyler	.318	13	44	6	14	4	0	0	11	6	0	8	2	0	.400	.409	.809	0	0	0	0	2	0
Lipkin, Ryan	.000	1	4	0	0	0	0	0	0	0	0	0	0	0	.000	.000	.000	0	0	0	0	0	0
Martinez, Jose	.315	16	54	14	17	3	0	1	9	12	0	5	1	0	.449	.426	.875	1	2	2	4	0	0
* Matthes, Kent	.130	6	23	5	3	1	0	0	3	2	0	11	0	0	.231	.174	.405	0	0	1	0	0	0
Nakajima, Hiroyuki	.278	5	18	3	5	2	0	0	2	1	0	4	1	0	.316	.389	.705	0	0	0	0	0	1
Ortiz, Ryan	.154	10	26	7	4	1	0	0	2	11	0	8	0	0	.436	.192	.628	0	0	2	1	1	1
# Parrino, Andy	.313	8	32	8	10	1	0	0	6	7	0	5	1	0	.436	.344	.780	0	1	0	0	1	1
* Peterson, Shane	.323	16	65	10	21	4	0	2	10	11	0	20	1	0	.421	.477	.898	0	0	0	0	1	1
Pohl, Philip	.286	2	7	0	2	1	0	0	2	0	0	4	0	0	.286	.429	.714	0	0	0	0	0	1
Taylor, Michael	.227	13	44	11	10	5	0	1	4	13	0	11	1	2	.424	.409	.833	0	0	2	3	2	0
* Vogt, Stephen	.158	5	19	3	3	1	0	0	2	2	0	2	0	0	.227	.211	.438	1	0	0	0	0	1
# Walsh, Colin	.429	2	7	1	3	0	0	0	2	1	0	1	0	0	.556	.429	.984	0	0	1	1	0	2
TEAM TOTAL	.295	16	543	105	160	39	0	9	100	87	1	109	10	3	.397	.416	.813	6	5	9	18	18	

PITCHERS	W-L	ERA	G	GS	CG	SHO	SV	SV%	IP	H	R	ER	HR	HB	BB	IBB	SO	BK	WP	GO/AAO	DP	WHIP	AVG	AB	TF	SF	GF	HLD
0-0 Berger, Eric	6.75	2	0	0	0	0	0	0	1.1	2	1	1	0	1	0	0	0	0	0	3.00	0	2.25	.333	6	7	0	0	0
1-0 Blanton, Joe	9.00	1	1	0	0	0	0	0	5.0	9	6	5	0	2	0	4	0	1	1.00	0	2.20	.391	23	25	0	0	0	
1-1 Buschmann, Matt	5.79	3	3	0	0	0	0	0	14.0	21	10	9	2	1	4	0	11	0	1	5.00	0	1.79	.350	60	67	1	0	0
1-1 Flores, Jose	7.71	5	0	0	0	0	0	0	7.0	10	6	6	0	5	2	9	0	1	1.75	0	2.14	.323	31	36	0	1	0	
0-0 Hooker, Denyk	5.79	4	0	0	0	0	0	0	4.2	7	4	3	0	4	0	4	0	1	2.05	0	2.36	.350	20	25	1	2	0	
0-0 Hunter, Philip	1.00	5	0	0	0	0	0	0	9.0	8	4	1	0	0	5	0	12	0	1	0.75	0	1.44	.222	36	41	0	1	0
1-1 Leon, Arnold	3.86	4	4	0	0	0	0	0	18.2	22	8	8	2	1	6	0	11	0	0	1.56	1	1.50	.286	77	84	0	0	0
1-0 Lindblom, Josh	5.79	3	3	0	0	0	0	0	14.0	18	10	9	1	0	6	0	9	0	0	0.86	1	1.71	.310	58	65	0	0	0
1-1 McBryde, Jeremy	9.00	5	1	0	0	0	0	0	9.1	11	9	9	1	0	9	1	5	0	0	0.67	1	2.22	.324	34	44	0	0	0
0-1 Murphy, Sean	8.31	1	1	0	0	0	0	0	4.0	6	5	4	0	3	0	3	0	0	1.67	0	2.08	.333	18	21	0	0	0	
1-0 Nieve, Fernando	1.50	5	0	0	0	0	0	0	2.0	6	1	1	0	1	0	5	2	4	0	0.71	1	1.63	.261	23	29	0	4	0
0-0 Rodriguez, Fernando	1.59	4	0	0	0	0	0	0	6.2	4	1	1	0	2	0	5	0	1	0.50	0	1.06	.200	20	23	0	0	1	
2-0 Savery, Joe	4.05	6	0	0	0	1	1	6	12	10	3	0	0	4	0	4	0	2	1.60	1	2.10	.400	25	31	1	2	0	
0-1 Scribner, Evan	4.50	5	0	0	0	2	3	6	7	3	3	0	0	0	0	5	0	0	1.00	1	1.17	.292	24	24	0	4	0	
0-0 Smyth, Paul	1.64	7	0	0	0	0	0	0	11.0	6	2	2	1	2	3	0	9	0	0	1.57	0	0.82	.162	37	43	0	1	0
0-0 Straily, Dan	10.80	1	1	0	0	0	0	0	5.0	6	6	6	1	1	2	0	5	0	0	0.33	0	1.60	.300	20	25	1	0	0
0-0 Weikens, Marcus	7.20	2	0	0	0	0	0	0	10.0	12	8	8	0	4	4	0	0	0	1.44	2	2.30	.413	42	51	1	0	0	
TEAM TOTAL	11-5	5.18	16	16	0	1	5	7	137.1	172	91	79	10	6	65	5	103	1	10	1.22	9	1.73	.308	598	642	5	16	3

Salt Lake vs. Sacramento (2014)

PLAYERS	AVG	G	AB	R	H	2B	3B	HR	RBI	BB	IBB	SO	SB	CS	OBP	SLG	OPS	SF	SAC	HBP	DP	FP	E*	
Albitz, Vance	.125	2	8	1	1	0	0	0	0	0	0	1	0	0	.125	.125	.250	0	0	0	0	0	0	0
* Boesch, Brennan	.242	16	62	9	15	2	2	3	4	11	8	1	20	0	.324	.484	.808	1	0	0	0	0	0	0
* Borstein, Zach	5.00	4	14	2	7	1	0	0	4	3	1	3	0	0	.563	.674	1.134	0	0	0	0	0	0	0
Cron, C.J.	.250	8	32	3	8	4	0	0	5	3	0	9	0	0	.314	.375	.689	0	0	0	0	1	0	0
Field, Tommy	.296	8	27	1	8	1	0	0	4	4	0	0	0	0	.382	.333	.716	2	0	1	2	1	1	
Green, Grant	.433	7	30	6	13	4	0	0	8	3	0	5	2	2	.485	.567	1.052	0	0	0	0	0	2	0
Heid, Drew	.353	4	17	3	6	0	0	0	2	0	0	3	0	0	.353	.353	.706	0	2	0	0	0	1	0
Hester, John	.259	8	27	5	7	2	1	1	2	1	0	12	0	0	.276	.519	.794	1	1	0	1	0	0	0
Jimenez, Luis	.182	11	44	3	8	3	0	0	1	1	0	0	0	0	.182	.318	.500	0	0	0	0	0	0	0
* Lindsey, Taylor	.280	12	50	11	14	3	1	1	7	8	1	5	2	2	.379	.440	.819	0	0	0	0	0	3	0
* Long, Matt	.316	11	38	12	12	0	1	2	10	12	1	15	4	1	.480	.526	1.006	0	0	0	0	1	2	0
Lopez, Roberto	.359	13	39	8	14	2	0	0	1	4	0	3	1	1	.432	.410	.842	0	1	1	0	1	1	0
Martinez, Luis	.265	9	34	3	9	2	0	0	1	1	0	4	0	0	.306	.324	.629	0	1	1	0	3	0	0
* Navarro, Ethan	.341	12	44	8	15	4	0	1	11	8	0	7	0	0	.453	.545	.998	0	0	0	0	1	0	0
* O'Malley, Shawn	.500	8	30	7	15	4	2	0	3	5	0	1	1	0	.583	.767	1.350	0	0	0	0	1	3	0
* Shuck, J.B.	.306	11	49	8	15	1	2	1	5	7	2	2	2	2	.393	.469	.862	0	1	0	0	1	1	0
Swift, Jimmy	.385	3	13	1	5	0	0	0	3	0	0	1	0	0	.357	.385	.742	1	0	0	0	0	1	0
TEAM TOTAL	.308	16	558	91	172	33	10	10	80	65	5	103	14	4	.383	.457	.840	5	7	6	9	17	17	

PITCHERS	W-L	ERA	G	GS	CG	SHO	SV	SV%	IP	H	R	ER	HR	HB	BB	IBB	SO	BK	WP	GO/AAO	DP	WHIP	AVG	AB	TF	SF	GF	HLD
0-0 Alvarez, Jose	0.0	7.71	1	0	0	0	0	0	4.2	3	4	1	0	1	0	0	0	0	10.00	0	1.33	.167	17	23	0	0	0	
0-1 Berg, Jeremy	4.00	8	0	0	0	0	0	0	20.0	11	9	4	0	1	7	0	10	0	1	1.13	0	2.00	.289	38	48	2	3	1
* Boshers, Buddy	0-0	22.50	3	0	0	0	0	0	9.0	5	5	5	0	0	5	0	3	0	0	1.00	0	5.00	.500	10	15	0	0	1
Brady, Michael	0-0	3.38	1	0	0	0	0	0	2.2	2	1	1	0	0	1	0	3	0	0	4.00	0	1.13	.200	10	11	0	0	1
Carpenter, David	1-1	5.06	3	1	0	0	0	0	5.1	7	3	3	0	0	4	0	3	0	0	3.00	2	2.06	.350	20	24	0	0	0
* Carson, Robert	0-1	6.75	4	0	0	0	0	0	5.1																			



2502 South Tyler St.
Tacoma, Washington 98405
Phone: (253) 752-7707

WEBSITE: www.tacomarainiers.com
E-MAIL ADDRESS: rainiers@tacomarainiers.com
OWNERS: The Baseball Club of Tacoma
PCL MEMBER SINCE: 1960 (also 1904-05)



PAT LISTACH



CHENEY STADIUM

PRESIDENT:
DIRECTOR OF COMMUNICATIONS:

Aaron Artman
Ben Spradling • bspradling@tacomarainiers.com

Baseball Operations

MAJOR LEAGUE AFFILIATION: (since)

FIELD MANAGER:

PITCHING COACH:

HITTING COACH:

TRAINERS:

PERFORMANCE SPECIALIST:

Seattle Mariners (1995)
Pat Listach
Cory Snyder
Jamie Navarro
Tom Newberg, BJ Downie
Will Lindholm

Stadium Information

BALLPARK:

PLAYING SURFACE:

DIMENSIONS:

RADIO:

ANNOUNCER:

Cheney Stadium (7,200, opened in 1960, renovated in 2011)
Natural Grass
LF-325', CF-425', RF-325'
KHHO 850 AM
Mike Curto

2015 Schedule

May 4-7 @ Salt Lake
May 12-15 @ Tacoma
July 20-23 @ Tacoma
August 31-September 3 @ Salt Lake

History vs. Tacoma

All-time: 156-147 (2014: 8-8)
@ Salt Lake: 79-78 (4-4)
@ Tacoma: 79-71 (4-4)

Pacific Coast League


Tacoma vs. Salt Lake (2014)

PLAYERS	AVG	G	AB	R	H	2B	3B	HR	RBI	BB	IBB	SO	SB	CS	OBP	SLG	OPS	SF	SAC	HBP	DP	F*
* Almonte, Abraham	.274	9	37	8	12	4	0	2	6	4	0	9	1	0	.390	.514	.904	0	2	0	1	0
Avery, Xavier	.323	15	56	9	15	4	0	1	3	3	0	14	3	1	.310	.400	.710	0	0	0	1	0
Bash, Jabari	.000	1	0	0	0	0	0	0	0	0	0	0	0	0	.167	.000	.167	0	0	0	0	0
Bonilla, Leury	.289	12	38	7	11	2	1	1	3	4	0	10	2	0	.357	.474	.831	0	3	0	0	0
* Chavez, Andy	.357	5	14	1	5	0	0	0	2	1	1	1	0	0	.375	.357	.732	1	0	0	0	0
Choi, Ji-Man	.296	7	28	2	8	1	0	0	3	2	0	6	0	0	.333	.321	.655	0	0	0	1	0
* Franklin, Nick	.093	4	12	2	1	0	0	1	3	3	0	6	0	0	.250	.333	.388	0	1	0	0	0
* Gillespie, Cole	.308	4	13	3	4	2	1	1	5	4	0	2	1	0	.471	.846	1.317	0	0	0	0	0
Hebert, Brock	.286	2	7	0	2	0	0	0	0	1	0	2	0	0	.375	.286	.661	0	0	0	0	0
Hicks, John	.444	1	9	4	4	0	0	1	1	1	0	2	0	0	.500	.778	1.278	0	0	0	0	0
* Jones, James	.500	1	4	2	2	1	0	0	0	0	1	0	0	0	.600	.750	1.350	0	0	0	0	0
* Kelly, V.	.360	15	50	14	18	2	0	5	16	11	0	16	1	2	.475	.700	1.175	0	1	0	1	2
* Mack, Chantz	.333	1	3	1	1	0	0	0	0	0	0	2	0	0	.333	.333	.667	0	0	0	0	0
* Montero, Jesus	.269	16	67	7	18	4	1	2	11	2	0	16	0	0	.296	.448	.744	1	0	1	1	2
* Moran, Julio	.412	4	17	7	7	1	0	2	0	0	0	4	0	0	.500	.647	1.147	0	0	0	0	0
* Morrison, Logan	.389	4	18	4	7	1	0	1	2	1	0	3	1	0	.421	.611	1.032	0	0	0	0	0
* Noriega, Gabriel	.266	10	35	6	10	2	0	1	6	1	0	9	1	0	.306	.429	.734	0	0	0	2	1
Pina, Manny	.333	1	3	0	0	0	0	0	1	0	0	0	0	0	.333	.333	.667	0	0	0	0	0
Quintero, Humberto	.469	8	32	3	15	2	0	0	0	0	0	0	0	0	.471	.501	1.002	1	1	0	0	0
Romero, Stefan	.450	4	20	3	9	2	0	1	4	0	0	2	0	0	.429	.700	1.129	1	1	0	0	0
Smith, Carson	.1	0	0	0	0	0	0	0	0	0	0	0	0	0	.000	.000	.000	0	0	0	0	1
* Smeak, Justin	.400	8	35	8	14	2	0	3	10	2	0	8	0	0	.421	.714	1.135	1	0	1	0	0
Suarez, Jesus	.222	5	18	5	7	1	0	0	0	0	0	1	0	0	.278	.341	1.000	0	0	0	0	0
Taylor, Chris	.379	8	29	6	11	3	1	0	6	6	0	13	1	1	.472	.552	1.024	1	0	0	0	1
* Tenbrink, Nate	.182	3	11	0	0	0	0	0	1	1	0	4	0	0	.250	.182	.432	0	0	0	0	0
TEAM TOTAL	.318	16	570	93	181	31	5	20	89	52	1	144	13	6	.372	.495	.867	7	6	2	14	9

PITCHERS	W-L	ERA	G	GS	CG	SHO	SV	SVO	IP	H	R	ER	HR	HB	BB	IBB	SO	BK	WP	GO/AO	DP	WHIP	AVG	AB	TFB	SF	GF	HLD
Beavon, Logan	0-1	2.57	5	5	0	0	0	0	7.0	7	0	0	0	0	0	0	0	0	0	0.00	0	.57	263	28	37	1	0	0
Bevan, Blake	0-0	0.00	1	0	0	0	0	0	2.0	1	0	0	0	0	0	0	0	0	0	0.00	0	.050	.143	7	0	0	0	0
Bonilla, Leury	1-0	0.00	1	0	0	0	0	0	0.0	0	0	0	0	0	0	0	0	0	0	0.00	0	-	-	0	0	0	0	0
Carraway, Andrew	0-1	9.72	2	2	0	0	0	0	8.1	13	9	9	3	0	0	0	0	0	0	2.00	1	1.56	.371	35	37	0	0	0
Coffey, Todd	0-0	3.00	3	0	0	0	0	0	12.1	9	5	2	0	0	0	0	0	0	0	2.00	1	1.00	.365	43	48	1	0	0
* Fernandez, Anthony	0-0	2.25	1	0	0	0	0	0	4.0	6	6	1	1	0	0	0	0	0	0	1.50	0	2.50	.316	19	23	0	0	0
* Gilheeny, James	1-1	2.40	4	3	0	0	0	0	15.0	10	4	4	0	1	0	0	15	0	0	1.22	1	1.27	.192	52	61	0	0	0
Kensung, Logan	1-0	3.09	6	0	0	0	0	0	11.7	7	5	4	0	0	0	0	12	0	0	1.38	0	.777	.179	39	44	1	0	1
Kohlischen, Stephen	0-0	4.16	2	0	0	0	0	0	8.0	8	2	2	2	0	0	0	0	0	0	1.11	0	1.86	.382	18	18	0	0	0
Luetge, Lucas	1-0	1.59	4	0	0	0	0	0	5.2	4	1	1	1	1	0	0	9	0	0	2.50	0	.088	.190	21	23	0	0	2
MacDougal, Mike	0-0	0.00	1	0	0	0	0	0	1.0	3	0	0	0	0	0	0	0	0	0	1.00	1	3.00	.600	5	5	0	0	0
Minez, Zach	0-0	7.71	2	0	0	0	0	0	4.2	8	4	4	1	0	0	0	0	0	0	2.13	0	1.71	.381	21	21	0	0	1
Palmer, Matt	0-0	0.00	1	0	0	0	0	0	1.0	0	0	0	0	0	0	0	0	0	0	1.00	0	1.00	.000	2	3	0	0	1
Pries, Jordan	2-1	7.36	3	3	0	0	0	0	18.1	27	15	15	3	1	3	0	16	2	0	2.10	1	1.64	.342	79	83	0	0	0
Pivot, Stephen	0-0	3.00	3	0	0	0	1	1	3.0	2	1	1	0	0	0	0	2	0	0	1.40	0	1.33	.200	10	13	1	2	1
Quintero, Humberto	0-0	0.00	1	0	0	0	0	0	1.0	0	0	0	0	0	0	0	0	0	0	1.00	1	1.00	.000	2	3	0	0	1
Ramirez, Erasmo	1-0	3.00	1	0	0	0	0	0	6.0	2	2	2	0	0	0	0	7	0	0	1.11	0	1.00	.227	25	25	0	0	0
Ramirez, Ramon	0-0	0.00	2	0	0	0	0	0	1.2	2	0	0	0	0	0	0	0	0	0	2.00	0	1.20	.286	7	8	0	1	1
Ruffin, Chance	0-0	2.70	2	1	0	0	0	0	6.2	6	2	2	0	0	0	0	5	0	0	1.00	0	1.20	.331	26	28	0	0	0
Walker, Chance	0-1	0.00	6	0	0	0	0	0	6.1	4	4	0	1	0	1	0	0	0	0	13.00	0	.079	.174	23	25	0	0	4
Snow, Forrest	0-0	1.00	1	0	0	0	0	0	0.0	0	0	0	0	0	0	0	0	0	0	1.00	0	1.44	.000	1	1	0	0	0
Smith, Travis	0-2	9.00	2	2	0	0	0	0	8.0	11	8	8	5	1	2	0	10	0	0	1.17	0	1.63	.314	35	39	0	0	0
TEAM TOTAL	8-8	3.95	16	16	0	0	5	7	139.0	141	74	61	17	8	48	0	124	0	11	1.29	9	1.36	.263	536	602	4	16	7

Salt Lake vs. Tacoma (2014)


PLAYERS	AVG	G	AB	R	H	2B	3B	HR	RBI	BB	IBB	SO	SB	CS	OBP	SLG	OPS	SF	SAC	HBP	DP	F*	
Albrit, Vance	.267	4	15	0	4	1	0	0	0	0	0	2	0	2	.267	.333	.600	0	0	0	0	0	0
* Boesch, Brennan	.280	7	25	4	7	0	0	3	6	6	0	10	0	1	.419	.640	1.059	0	0	0	0	0	0
* Borenstein, Zach	.231	4	13	2	3	0	0	0	1	0	0	6	0	0	.214	.231	.445	1	0	0	0	0	0
Buck, John	.333	3	9	1	3	1	0	0	1	3	0	2	0	0	.500	.444	.944	0	0	0	0	0	0
* Campana, Tony	.208	7	24	3	5	1	0	0	0	0	0	10	0	0	.240	.250	.490	0	0	0	0	0	0
* Cowgill, Collin	.333	1	3	0	1	0	0	0	0	1	0	1	0	0	.500	.333	.833	0	0	0	0	0	0
Cron, C.J.	.333	4	15	2	5	2	0	1	2	1	0	3	0	0	.375	.667	1.042	0	0	0	0	0	



PCL INFO

AFFILIATES / MISC.

Los Angeles Angels Of Anaheim



Los Angeles Angels of Anaheim

American League West

Founded: 1960

2014: 98-64, American League West Champions

Angel Stadium of Anaheim

2000 Gene Autry Way

Anaheim, CA 92806

Phone: (714) 940-2000

WEBSITE: www.angelsbaseball.com

Front Office

OWNER:

Arte & Carole Moreno

PRESIDENT:

John Carpino

CHAIRMAN:

Dennis Kuhl

CHIEF FINANCIAL OFFICER:

Bill Beverage

GENERAL MANAGER:

Jerry Dipoto

ASSISTANT GENERAL MANAGER,

SCOUTING/PLAYER DEVELOPMENT:

Scott Servais

ASSISTANT GENERAL MANAGER:

Matt Klentak

SENIOR ADVISOR:

Bill Stoneman

DIRECTOR OF BASEBALL OPERATIONS:

Justin Hollander

DIRECTOR OF PLAYER DEVELOPMENT:

Bobby Scales

ASSISTANT DIRECTOR OF PLAYER DEVELOPMENT:

Mike LaCassa

VICE PRESIDENT, COMMUNICATIONS:

Tim Mead

DIRECTOR OF COMMUNICATION:

Eric Kay

TRAVELING SECRETARY

Tom Taylor

MEDIA RELATIONS REPRESENTATIVE:

Adam Chodzko

FIELD MANAGER:

Mike Scioscia, 16th season with Angels

Stadium Information

BALLPARK:

Angel Stadium of Anaheim (opened in 1996)

CAPACITY:

45,257

PLAYING SURFACE:

Natural Grass

DIMENSIONS:

LF-365', LF Power Alley-365', CF-400', RF-365', RF Power Alley-370'

SPRING TRAINING FACILITY:

Tempe Diablo Stadium, 2200 W. Alameda, Tempe, AZ 85282

Club Affiliates

Salt Lake Bees (Pacific Coast League)

Burlington Bees (Midwest League)

Arkansas Travelers (Texas League)

Orem Owlz (Pioneer League)

Inland Empire 66ers (California League)

Tempe Angels (Arizona Summer League)

Angels Minor League Affiliates



Arkansas Travelers

DOUBLE-A TEXAS LEAGUE

Dickey-Stephens Park

400 W. Broadway

Little Rock, AR 72214

(501) 664-1555

travs@travs.com

www.travs.com

2014 Individual Statistics - W-L Record: 75-65

BATTERS	AVG	G	AB	R	H	2B	3B	HR	RBI	TB	BB	IBB	SO	SB	CS	OBP	SLG	OPS	G1												
																			SAC	IF	SH	DP	1B	2B	3B	SS	OF	C	E		
Albitz, Vance	.230	25	87	10	20	8	0	1	6	31	9	0	13	3	0	.309	.356	.666	0	0	1	2	0	2	0	23	0	0	4		
Allbritton, Alex	.235	5	17	2	4	2	0	0	2	6	1	0	5	0	0	.278	.353	.631	0	0	0	0	0	2	0	0	0	1			
Bandy, Jett	.250	93	312	38	78	12	0	13	40	129	33	2	63	2	4	.348	.413	.762	2	1	15	7	0	0	0	0	0	91	3		
Bianucci, Mike	.274	62	241	36	66	17	1	12	49	121	11	0	55	1	0	.306	.502	.808	4	0	2	9	2	0	0	0	0	11	0	3	
* Borenstein, Zach	.266	48	184	23	49	13	2	5	28	81	21	1	53	6	4	.338	.440	.778	2	0	0	6	0	0	0	0	0	42	0	1	
* Cowart, Kaleb	.223	126	435	48	97	18	4	6	54	141	43	2	99	26	7	.295	.324	.619	4	2	3	12	0	0	120	0	0	0	23		
De La Rosa, Anderson	.200	41	145	12	29	11	0	2	18	46	7	0	38	0	1	.239	.317	.556	2	0	1	2	1	0	0	0	0	39	2		
* Gonzalez, Maikol	.270	89	319	57	86	10	3	1	21	105	52	1	52	30	7	.372	.329	.701	2	7	1	12	0	4	0	0	7	66	0	7	
* Gowens, Brennan	.208	9	24	3	5	1	0	0	3	6	3	1	8	1	0	.296	.250	.546	0	0	0	1	0	0	0	0	0	4	0	0	
* Heid, Drew	.250	82	272	35	68	7	5	2	22	91	29	1	47	7	4	.326	.335	.660	1	2	2	2	0	0	0	0	0	78	0	2	
Hernandez, Brian	.308	119	458	53	141	25	0	7	60	187	39	4	85	5	5	.366	.408	.774	5	0	6	15	98	0	17	1	0	0	0	9	
* Hudson, Kyle	.244	55	197	29	48	4	1	0	15	54	28	0	39	11	5	.338	.274	.612	0	5	0	1	0	0	0	0	0	49	0	0	
* Komatsu, Erik	.179	20	56	2	10	1	1	2	5	19	7	0	19	2	1	.266	.339	.605	1	0	0	0	0	0	0	0	0	15	0	0	
* Long, Matt	.223	50	175	32	39	8	2	4	15	63	20	2	52	6	2	.296	.360	.656	4	1	0	1	0	1	0	0	0	50	0	0	
* Melker, Adam	.258	83	275	29	71	6	1	5	32	94	19	1	51	12	4	.318	.342	.660	0	3	5	6	0	0	0	0	0	75	0	4	
# O'Malley, Shawn	.188	11	32	3	6	0	1	0	5	8	6	0	8	1	0	.308	.250	.558	1	1	0	1	0	1	0	1	0	1	3	0	1
Ross, Chance	.333	1	3	2	1	0	0	0	0	1	1	0	1	1	0	.500	.333	.833	0	0	0	0	0	1	0	0	0	0	0	0	0
Snyder, Michael	.211	47	166	15	35	9	0	3	17	53	12	0	54	1	0	.265	.319	.584	2	0	1	7	36	0	0	0	0	0	0	0	1
Stamets, Eric	.235	106	344	46	81	13	1	4	23	108	24	0	62	11	1	.293	.314	.607	2	7	5	2	0	0	0	0	106	0	0	12	
Swift, Jimmy	.179	29	95	6	17	2	0	2	7	25	4	0	24	0	2	.212	.263	.475	0	0	0	3	7	0	6	2	9	0	1	0	
Workman, Andy	.188	39	117	13	22	4	0	2	17	32	14	0	30	2	4	.296	.274	.570	0	3	4	1	0	0	0	0	0	31	0	2	
# Yarbrough, Alex	.285	136	544	66	155	38	4	5	77	216	33	1	124	6	6	.321	.397	.718	11	3	1	12	0	132	0	0	0	0	0	0	10
Zaneski, Zach	.279	19	61	9	17	3	0	3	7	29	5	0	12	0	0	.333	.475	.809	0	0	0	3	0	0	0	0	0	15	3	0	
Zaneski, Zach	.239	22	71	9	17	3	0	3	7	29	6	0	14	0	0	.308	.408	.716	0	0	1	3	0	0	0	0	0	0	17	3	0
TEAM TOTAL	.251	140	4559	569	1145	212	26	79	523	1646	421	16	994	134	57	.318	.361	.679	43	36	47	104								97	

PITCHERS	W-L	ERA	G	GS	CG	SHO	SV	SVO	IP	H	R	ER	HR	HB	BB	IBB	SO	BK	WP	GO/AO	DP	G1									
																						WHIP	AVG	AB	TBF	SF	GF	HL	D		
Alvarez, R.J.	0-0	0.33	21	0	0	0	1	27.0	13	2	1	0	3	10	2	38	0	0	1.12	5	0.85	.149	87	100	0	2	6				
Arenas, Orangel	6-8	3.86	26	20	0	0	0	1	114.1	113	58	49	7	7	44	0	51	0	4	1.16	6	1.37	.266	425	489	8	2	1			
Bedrosian, Cam	1-0	1.11	30	0	0	0	15	16	32.1	10	5	4	1	0	10	0	57	0	2	1.34	2	0.62	.097	103	114	0	25	1			
* Boshers, Buddy	2-3	2.66	29	8	0	0	0	0	61.0	47	21	18	1	1	27	0	70	0	10	1.34	2	1.21	.211	223	255	2	3	6			
Brady, Michael	1-4	2.98	28	2	0	0	2	4	42.1	41	16	14	3	0	10	0	42	0	2	1.00	2	1.20	.256	160	175	2	12	6			
* Burnett, Sean	0-0	5.06	6	0	0	0	0	0	5.1	6	3	3	0	0	3	0	7	0	0	0.50	0	1.69	.286	21	25	0	0	0			
Carpenter, David	2-1	1.10	24	0	0	0	6	7	32.2	24	4	4	1	2	13	1	36	1	3	1.28	3	1.13	.209	115	132	0	15	1			
Castillo, Yeiper	3-3	5.36	8	8	0	0	0	0	42.0	39	25	25	2	4	26	0	33	0	5	0.71	1	1.55	.248	157	189	2	0	0			
Chaffee, Ryan	3-0	2.31	13	0	0	0	0	1	23.1	22	7	6	0	0	9	0	30	0	4	0.90	1	1.33	.242	91	101	1	4	1			
De La Rosa, Diane	0-0	0.00	2	0	0	0	0	0	2.0	1	0	0	0	0	0	2	0	0	0.50	0	0.50	.167	6	6	0	1	1				
* DeLoach, Tyler	4-0	2.29	6	6	0	0	0	0	35.1	17	9	9	3	6	17	0	39	0	0	0.47	1	0.96	.144	118	142	1	0	1			
Diaz, Jairo	2-1	2.20	27	0	0	0	11	11	32.2	30	8	8	2	1	10	1	48	0	4	1.81	4	1.22	.252	119	134	1	18	6			
* Giardina, Carmine	2-1	4.45	49	0	0	0	0	0	56.2	53	33	28	6	2	30	1	45	0	5	1.16	4	1.46	.251	211	249	3	14	11			
Gott, Trevor	2-1	1.53	13	0	0	0	2	4	17.2	11	3	3	0	0	7	0	18	0	1	1.91	2	1.02	.186	59	68	1	8	3			
T Gott, Trevor	2-1	2.76	23	0	0	0	2	4	29.1	22	11	9	0	0	16	0	29	0	1	2.11	2	1.30	.166	102	123	1	8	5			
Johnson, Kevin	4-4	2.98	41	0	0	0	2	60.1	73	24	20	2	2	29	0	35	0	2	2.05	11	1.69	.312	234	267	0	12	4				
* Maronde, Nick	0-0	13.50	7	0	0	0	1	7.1	6	11	11	4	0	0	15	0	10	0	0	0.57	0	2.86	.222	47	42	0	2	0			
McGowin, Kyle	0-1	5.40	1	1	0	0	0	0	5.0	6	3	3	1	0	0	3	0	0	0.71	0	1.20	.286	21	21	0	0	0				
Morin, Mike	1-0	0.00	5	0	0	0	3	3	5.0	3	0	0	0	0	0	6	0	0	7.00	1	0.60	.176	17	17	0	5	0				
Reynolds, Danny	3-2	3.60	30	0	0	0	2	4	40.0	42	16	16	1	3	15	1	41	0	1	0.97	1	1.43	.273	154	174	1	6	9			
* Roth, Michael	11-7	2.62	22	22	0	0	0	0	140.2	121	48	41	9	3	53	1	79	0	3	1.24	9	1.24	.238	509	578	5	0	0			
Rucinski, Drew	10-6	3.15	26	2	1	0	0	0	148.2	142	61	52	7	6	41	0	140	0	10	1.30	17	1.23	.257	553	610	6	0	0			
Sappington, Mark	1-1	6.44	9	9	0	0	0	0	43.1	44	31	31	2	0	36	0	34	0	2	0.59	5	1.85	.275	160	200	3	0	0			
* Sisk, Brandon	0-2	3.95	13	0	0	0	1	1	13.2	11	6	6	0	1	5	0	16	0	1	0.63	0	1.17	.220	50	59	1	4	3			
* Smith, Nate	5-3	2.89	11	11	0	0	0	0	62.1	48	21	20	3	0	30	0	67	0	3	0.57	3	1.25	.180	220	255	2	0	0			
* Sneed, Kramer	8-11	4.68	28	26	0	0	0	0	138.1	136	80	72	18	1	66	0	109	0	10	0.76	4	1.46	.255	534	609	3	0	0			
Sporer, Kurt	3-3	3.70	16	0	0	0	2	24.1	21	11	10	1	0	0	12	3	10	0	1	1.54	3	1.36	.244	86	104	2	5	1			
Wilson, C.J.	1-0	3.38	1	1	0	0	0	0	5.1	4	2	2	1	0	2	0	7	0	0	1.67	1	1.13	.211	19	21	0	0	0			
TEAM TOTAL	75-65																														

Angels Minor League Affiliates



Inland Empire 66ers

SINGLE-A ADVANCED - CALIFORNIA LEAGUE

San Manuel Stadium

280 South E Street

San Bernardino, CA 92401

(909) 888-9922

info@ie66ers.com

www.66ers.com

2014 Individual Statistics - W-L Record: 62-78

BATTERS	AVG	G	AB	R	H	2B	3B	HR	RBI	TB	BB	IBB	SO	SB	CS	OBP	SLG	OPS	SF	GI — GAMES BY POSITION —										
																				SAC	HBP	DP	1B	2B	3B	SS	OF	C	E	
*Aguilera, Eric	.279	11	43	3	12	3	0	2	15	2	0	10	0	0	0	.311	.349	.680	0	1	0	6	8	0	0	2	0	0	0	
*Allbritton, Alex	.241	110	369	43	89	26	1	2	37	123	34	0	112	7	5	.306	.333	.640	3	8	2	7	13	39	37	25	0	0	9	
*Baker, Abel	.143	25	77	3	11	3	0	0	3	14	4	0	31	0	0	.185	.182	.367	0	0	0	1	0	0	0	0	0	0	24	0
*Bayardi, Brandon	.321	7	28	9	9	0	0	1	5	12	0	0	4	2	0	.345	.429	.773	0	0	1	3	1	0	0	0	2	0	0	
*Bembloom, Anthony	.244	46	172	21	42	6	2	3	30	61	8	0	27	2	2	.280	.355	.635	1	0	1	3	0	4	0	0	0	23	3	
*Cayones, Exicardo	.284	44	148	30	42	10	1	0	14	54	17	0	39	6	2	.361	.365	.726	0	1	1	5	0	0	0	0	0	38	0	
*Clarke, Chevy	.173	36	110	4	19	1	0	1	5	23	13	0	35	3	2	.266	.209	.475	0	4	1	0	0	0	0	0	0	32	0	
*Davis, Quinten	.200	1	5	1	1	0	0	0	1	1	0	0	2	0	0	.200	.200	.400	0	0	0	0	0	0	0	0	1	0	0	
*Gomez, Rolando	.210	23	81	9	17	3	1	0	7	22	10	0	24	3	1	.297	.272	.568	0	1	0	1	0	1	0	3	2	0	3	
*Good, Riley	.246	49	167	15	41	9	1	0	12	52	4	0	39	11	3	.263	.311	.575	0	1	0	4	0	0	0	0	47	0	4	
*Gowens, Brannan	.205	25	83	9	17	4	2	0	6	25	9	0	16	5	3	.290	.301	.592	0	1	1	2	0	0	0	0	25	0	2	
*Hernandez, Brian	.190	19	79	5	15	4	0	2	10	25	3	0	17	2	1	.226	.316	.543	1	0	1	2	9	9	0	0	0	1	0	1
*Hinkle, Wade	.295	82	292	48	86	25	3	9	46	144	40	2	69	2	0	.405	.493	.898	1	0	15	4	61	0	0	0	1	0	9	0
*Hinshaw, Chad	.261	65	264	49	69	14	0	10	46	129	15	0	65	16	7	.333	.489	.822	3	1	15	6	0	0	0	0	64	0	1	
*Johnson, Sherman	.276	136	529	107	146	23	13	17	78	246	88	1	104	26	12	.382	.465	.847	3	4	5	4	0	97	15	22	2	0	7	
*O'Loughlin, Nick	.107	10	28	3	3	1	0	0	1	4	3	0	9	0	0	.194	.143	.336	0	0	0	2	0	0	0	0	0	9	1	1
*Raben, Dennis	.292	105	397	63	116	15	3	31	94	230	38	5	96	4	3	.362	.579	.941	5	0	8	3	51	0	0	0	17	0	7	
*Ray, Andrew	.110	35	109	9	12	3	0	2	8	21	14	0	52	3	2	.211	.193	.404	0	1	0	1	0	0	0	0	30	0	2	
*Rondon, Jose	.327	72	297	40	97	17	5	0	24	124	17	0	50	8	6	.362	.418	.779	1	9	0	7	0	0	0	71	0	0	12	
*Rosa, Angel	.348	28	112	14	39	7	3	0	18	52	6	1	21	4	3	.390	.464	.855	2	1	3	1	0	0	1	27	0	0	7	
*Ross, Chance	.245	29	106	10	26	3	1	1	9	34	2	0	30	2	2	.264	.321	.594	1	1	1	2	1	8	16	0	4	0	6	
*Shannon, Mark	.288	107	420	58	121	23	1	10	53	176	19	0	86	17	6	.327	.419	.746	4	5	7	6	0	0	0	0	106	0	2	
*Towey, Cal	.279	128	477	72	133	24	6	10	63	199	51	1	137	21	15	.364	.417	.782	3	1	15	15	1	0	0	67	0	38	18	8
*Weik, Joe	.179	21	67	8	12	2	0	1	5	17	10	1	8	0	0	.282	.254	.536	1	1	0	1	0	0	0	0	14	0	0	
*Wright, Zach	.243	89	309	49	75	11	2	9	43	117	36	0	95	3	1	.331	.379	.709	3	3	6	6	0	0	0	0	0	84	10	
TEAM TOTAL	.262	140	4772	682	1250	237	53	109	620	1920	444	11	1180	147	76	.333	.402	.736	32	44	83	92							130	

PITCHERS	W-L	ERA	G	GS	CG	SHO	SV	SVO	IP	H	R	ER	HR	HB	BB	IBB	SO	BK	WP	GO/AO	DP	GI										
																						WHIP	AVG	AB	TBF	SF	GF	FHLD				
Adams, Austin	3-2	3.79	42	0	0	0	1	1	59.1	27	28	25	3	0	53	0	80	2	14	2.03	7	1.35	.141	191	261	2	10	3				
Bedrosian, Cam	0-0	0.00	5	0	0	0	1	1	5.2	1	0	0	0	0	2	0	15	0	0	2.00	0	0.53	.056	18	20	0	4	0				
Billo, Greg	0-2	14.40	2	0	0	0	0	0	5.0	11	8	8	1	2	6	0	4	0	2	1.00	1	3.40	.478	23	31	0	0	0				
Blackford, Alex	0-0	7.36	5	0	0	0	0	0	11.0	10	10	9	1	1	5	1	10	0	1	0.35	0	1.36	.250	40	49	3	2	0				
Boyd, Jake	1-2	5.10	27	0	0	0	3	47.2	56	29	27	4	1	17	3	36	0	6	1.40	7	1.53	.298	188	211	1	6	2					
Castillo, Yeiper	0-1	9.82	2	1	0	0	0	0	3.2	6	5	4	0	1	4	0	1	0	0	0	0	1.75	.173	.375	16	23	2	1	0			
*Clevinger, Mike	1-3	5.37	13	3	0	0	0	0	55.1	58	41	33	8	4	27	0	58	0	6	1.35	5	1.54	.272	213	248	2	0	0				
*Clemens, Ryan	0-6	6.07	9	7	0	0	0	0	43.0	63	33	29	7	2	6	0	23	0	6	1.43	8	1.60	.356	177	191	2	0	0				
*De La Rosa, Dane	0-0	0.00	1	0	0	0	0	0	1.0	0	0	0	0	0	0	0	0	0	0	0	0	0.00	.000	3	3	0	0	0				
*DeLoach, Tyler	10-4	3.21	21	19	0	0	0	0	112.0	87	46	40	6	16	49	2	122	1	4	0.81	7	1.21	.213	408	479	4	0	0				
Diaz, Jairo	2-3	4.78	29	0	0	0	4	6	32.0	31	18	17	2	1	10	1	37	0	8	1.77	1	1.28	.244	127	140	0	16	2				
Foss, Trevor	3-0	4.54	11	7	0	0	0	0	41.2	48	26	21	6	3	11	0	25	0	4	1.50	5	1.42	.300	160	182	4	0	2				
Gordon, Grant	0-1	8.71	11	0	0	0	0	1	10.1	18	11	10	3	0	6	0	6	0	0.60	1	2.32	.375	48	54	5	0	0					
Hanson, Raymond	4-5	4.00	12	12	1	1	0	0	72.0	67	37	32	6	3	31	0	55	0	6	0.69	4	1.36	.245	273	308	1	0	0				
Hernandez, Brian	1-0	0.00	1	0	0	0	0	0	2.0	1	0	0	0	1	2	0	0	0	0.00	0	1.50	.143	7	10	0	0	0					
*Hernandez, Matt	0-0	7.56	5	0	0	0	0	0	8.1	9	8	7	1	3	4	1	5	0	4	0.75	0	1.56	.290	31	42	3	0	0				
Hurtado, Daniel	0-1	2.45	2	0	0	0	0	0	3.2	2	1	1	1	0	0	0	0	0	0.50	0	0.55	.154	13	13	0	1	0					
Keudell, Alex	1-5	10.08	7	7	0	0	0	0	27.2	48	34	31	3	2	14	1	22	0	3	1.26	2	2.24	.375	128	147	2	0	0				
*Krehbiel, Joey	0-0	2.25	4	0	0	0	0	0	4.0	2	2	1	1	0	1	0	6	0	1	0.75	0	0.75	.133	15	16	2	0	0				
*McCown, Kyle	1-5	2.93	10	10	0	0	0	0	58.1	51	24	19	4	1	16	0	48	1	2	1.46	3	1.15	.236	216	239	3	0	0				
*Miranda, Danny	3-1	4.80	8	0	0	0	0	1	3	15.0	17	9	8	2	2	6	2	10	0	1	0.94	2	1.53	.309	55	68	2	4	1			
Morin, Mike	0-0	0.00	1	0	0	0	0	1	1.0	1	0	0	0	0	0	0	0	0	0	0	0	1.00	.250	4	4	0	1	0				
Morris, Elliot	3-3	4.17	9	9	0	0	0	0	45.1	37	23	21	5	1	28	0	40	0	4	1.09	3	1.43	.220	168	198	0	0	0				
Murillo, David	0-0	0.00	1	0	0	0	0	1	3.0	1	0	0	0	0	1	0	3	0	0	0.50	0	0.67	.100	10	11	0	1	0				
*O'Grady, Chris	44	3.33	45	2	0	0	5	8	83.2	84	40	31	5	2	17	1	81	0	4	1.10	5	1.21	.263	320	346	5	11	8				
*Ortman, Dillon	1-0	5.87	4	2	0	0	0	0	15.1	17	10	10	4	1	5	0	5	0	0	0.67	0	1.43	.279	61	68	0	1	0				
Ray, Andrew	0-1	4.50	2	0	0	0	0	1	2.0	2	1	1	0	0	2	0	1	0	1.00	1	2.00	.286	7	9	0	2	0					
Reynolds, Danny	0-0	1.80	11	0	0	0	0	1	20.0	11	6	4	0	1	7	0	19	0	2	2.08	1											

Angels Minor League Affiliates



Burlington Bees SINGLE-A V MIDWEST LEAGUE

Community Field
2712 Mt. Pleasant St.
Burlington, IA 52601
(319) 754-5705
www.gobees.com

2014 Individual Statistics - W-L Record: 68-71

BATTERS	AVG	G	AB	R	H	2B	3B	HR	RBI	TB	BB	IBB	SO	SB	CS	OBP	SLG	OPS	GI — GAMES BY POSITION —										
																			SAF	SS	1B	2B	3B	SS	OF	C	E		
* Aguilera, Eric	.292	124	469	59	137	22	4	14	71	209	35	2	101	17	3	.342	.446	.788	12	1	7	12	88	0	0	0	0	0	8
Bayardi, Brandon	.272	48	173	15	47	9	1	5	20	73	13	0	40	5	1	.335	.422	.757	1	1	4	4	6	0	0	0	36	0	1
* Bembboom, Anthony	.217	19	60	8	13	3	2	2	13	26	4	0	7	1	0	.277	.433	.710	0	0	1	3	0	0	0	0	0	18	1
* Cayones, Exicardo	.256	51	160	20	41	11	1	2	21	60	34	1	42	1	2	.386	.375	.761	2	3	1	2	0	0	0	38	0	2	
Dalton, Ryan	.207	79	266	28	55	8	0	5	24	78	31	1	68	1	0	.295	.293	.588	4	2	4	7	44	0	19	0	5	2	7
# Dionicio, Ismael	.245	53	159	12	39	3	0	0	13	42	12	0	39	0	3	.297	.264	.561	3	2	1	0	0	3	29	0	3	0	6
* Eaves, Kody	.268	130	549	74	147	37	7	10	45	228	29	2	142	25	10	.308	.415	.724	4	0	5	5	0	126	0	0	0	0	30
Fish, Mike	.252	110	428	51	108	25	6	9	57	172	30	0	78	8	3	.306	.402	.708	4	2	5	12	0	0	0	82	0	0	6
* Gretzky, Trevor	.201	50	179	14	36	7	1	3	12	54	4	0	47	5	0	.219	.302	.520	0	3	0	1	4	0	0	41	0	1	
Hinshaw, Chad	.282	59	206	51	58	13	3	6	24	95	28	0	63	25	8	.403	.461	.864	0	0	14	5	0	0	0	57	0	1	
Houchins, Zachary	.200	28	110	8	22	6	0	0	10	28	7	0	26	3	0	.258	.255	.513	1	0	2	2	0	21	5	0	0	4	
McGee, Stephen	.217	99	313	30	68	12	1	2	29	88	50	1	80	1	1	.337	.281	.618	5	2	9	7	0	0	0	0	93	9	
Mendoza, Ranyelmy	.169	96	343	29	58	11	2	8	35	97	29	1	121	5	6	.232	.283	.515	3	2	0	6	0	0	0	93	0	6	
Moye, Cambric	.148	40	122	11	18	6	0	2	12	30	15	0	45	0	0	.252	.246	.498	0	0	2	4	0	0	0	36	5		
Palmer, Tyler	.160	27	94	6	15	2	1	0	2	19	7	0	24	2	2	.229	.202	.431	2	1	2	1	0	0	0	27	0	1	
* Pellant, Kirby	.095	8	21	1	2	1	0	0	1	3	2	0	7	3	0	.167	.143	.310	1	0	0	1	0	1	4	0	0	3	
Rosa, Angel	.246	99	395	43	97	23	3	7	46	147	25	0	103	15	5	.300	.372	.672	1	2	6	6	0	0	73	22	0	0	26
# Salcedo, Erick	.239	128	422	48	101	5	3	0	24	112	32	0	57	21	10	.295	.265	.560	2	10	2	15	0	12	0	114	0	0	16
* Shannon, Mark	.284	26	95	12	27	3	0	3	16	45	7	0	12	3	1	.327	.474	.801	2	0	0	1	1	0	1	23	0	0	
* Way, Bo	.339	29	115	21	39	4	2	2	10	53	13	0	16	6	4	.424	.461	.885	0	1	4	3	0	0	0	27	0	0	
TEAM TOTAL	.241	139	4680	541	1128	217	37	80	485	1659	407	8	1119	147	59	.308	.354	.663	47	32	69	97						163	

PITCHERS	W-L	ERA	G	GS	CG	SHO	SV	VO	IP	H	R	ER	HR	HB	BB	IBB	SO	BK	WP	GO/AO	DP	WHIP	AVG	AB	TBF	SF	GFHLD		
																												Alicantara, Victor	7-6
Almonte, Yency	2-5	4.93	9	9	0	0	0	0	42.0	40	23	23	5	2	14	0	32	0	3	1.14	2	1.29	.252	159	178	2	0	0	
Blackford, Alex	2-4	2.89	20	6	0	0	0	0	53.0	41	22	17	2	2	16	1	67	0	9	0.80	1	1.08	.207	198	218	1	8	2	
Busenitz, Alan	4-5	1.94	49	0	0	0	0	17	26	69.2	55	18	15	2	1	21	3	62	2	8	2.74	5	1.09	.217	253	281	2	34	4
Carlson, Ben	3-2	2.60	52	0	0	0	0	14	19	65.2	69	27	19	2	2	17	1	62	0	4	1.61	4	1.31	.266	259	283	1	31	6
Clevinger, Mike	3-0	1.88	5	5	0	0	0	0	24.0	16	5	5	2	0	5	0	27	1	1	1.20	1	0.88	.186	86	92	0	0	0	
Cooney, Harrison	9-8	2.65	25	22	1	1	1	1	129.0	108	50	38	5	11	51	0	91	0	9	1.27	18	1.23	.227	476	542	2	1	1	
Dalton, Ryan	0-0	0.90	4	0	0	0	1	1	10.0	6	1	1	0	0	0	0	5	0	0	0.27	0	1.10	.171	35	40	0	4	0	
Etsell, Ryan	5-4	4.11	18	15	0	0	0	0	81.0	89	44	37	10	3	24	0	70	2	5	0.87	7	1.40	.281	317	347	2	0	2	
Foss, Trevor	3-6	2.77	24	1	0	0	0	1	48.2	37	18	15	2	1	20	2	46	0	5	2.13	4	1.17	.219	169	198	2	8	2	
Gordon, Grant	2-3	4.37	30	0	0	0	0	1	4	55.2	51	36	27	3	1	36	0	45	0	8	0.83	4	1.56	.245	208	252	5	9	2
Hurtado, Daniel	2-4	2.95	16	12	0	0	0	0	64.0	63	27	21	7	8	20	0	64	0	4	0.65	5	1.30	.267	236	269	1	1	1	
Jimenez, Esvarlin	1-2	9.87	12	0	0	0	0	2	11.1	34	23	19	3	0	8	1	18	0	0	1.29	1	2.42	.415	82	92	1	3	1	
Krehiel, Joey	0-0	1.93	13	0	0	0	0	5	14.0	8	4	3	0	0	6	0	17	1	0	0.89	1	1.00	.163	49	57	0	8	0	
Loconsole, Brian	5-4	1.68	34	0	0	0	0	3	5	69.2	53	20	13	1	2	16	3	51	2	2	1.70	7	0.99	.208	255	276	1	9	8
* Mahle, Greg	0-1	3.38	18	0	0	0	1	2	29.1	20	12	11	2	1	2	12	0	38	0	6	1.23	1	1.09	.190	105	121	1	5	2
Morris, Elliot	2-1	2.25	8	7	0	0	0	0	40.0	29	14	10	2	2	13	0	44	0	4	1.70	1	1.05	.200	145	161	0	1	0	
Muck, Ronald	2-3	4.64	11	0	0	0	0	1	21.1	26	18	11	1	0	8	0	25	0	2	1.73	2	1.59	.286	91	100	1	5	0	
* Newcomb, Sean	0-1	6.94	4	4	0	0	0	0	11.2	13	9	9	1	0	5	0	15	0	3	0.27	0	1.54	.289	45	52	1	0	0	
Nuss, Garrett	5-1	3.76	20	20	0	0	0	0	105.1	105	51	44	4	6	39	0	85	0	8	1.32	10	1.37	.265	396	448	3	0	0	
Shannon, Mark	1-0	6.00	1	0	0	0	0	0	3.0	5	2	2	0	0	1	0	2	0	0	0.75	0	2.00	.385	13	15	1	0	0	
Sharp, Clint	6-5	5.03	18	18	0	0	0	0	91.1	98	61	51	13	6	32	0	54	0	9	1.10	8	1.42	.275	356	402	4	0	0	
Smith, Michael	3-2	4.05	15	0	0	0	0	0	26.2	25	13	12	4	0	7	2	25	0	2	1.60	2	1.20	.250	100	109	0	1	1	
Swanson, Cole	1-3	4.35	37	0	0	0	0	2	49.2	35	24	24	4	0	23	0	69	0	4	0.68	1	1.17	.196	179	206	2	7	11	
Troy, Spencer	0-1	4.50	3	0	0	0	0	1	4.0	3	2	2	1	1	3	0	4	1	2	0.33	0	1.50	.200	15	19	0	0	1	
TEAM TOTAL	68-71	3.46	139	139	1	4	44	72	1251.1	1127	581	481	81	54	462	13	1140	10	116	1.67	95	1.27	.241	4675	5277				

Angels Minor League Affiliates



Orem Owlz

ROOKIE - PIONEER LEAGUE

Home of the Owls

970 West University Parkway

Orem, UT 84058

(801) 377-BALL

fan@oremowlz.com

www.oremowlz.com

2014 Individual Statistics - W-L Record: 42-33

BATTERS	AVG	G	AB	R	H	2B	3B	HR	RBI	TB	BB	IBB	SO	SB	CS	OBP	SLG	OPS	SF	GI —GAMES BY POSITION—												
																				SAC	HBP	DP	1B	2B	3B	SS	OF	C	E			
Adams, Caleb	.252	61	210	37	53	9	2	7	28	87	21	0	70	7	1	.325	.414	.739	1	1	2	4	0	0	0	0	61	0	5			
Daniel, Andrew	.340	63	259	49	88	20	3	6	39	132	23	0	42	13	3	.408	.510	.917	2	1	8	3	0	57	0	4	0	0	8			
Davis, Quinten	.274	36	124	20	34	7	2	5	18	60	6	0	24	2	3	.313	.484	.797	0	2	1	0	0	0	0	0	30	0	3			
* Delgado, Natanael	.301	38	153	23	46	8	4	3	21	71	5	0	34	4	0	.333	.464	.797	1	0	3	1	0	0	0	0	0	20	0	1		
Everett, Dillon	.143	6	21	3	3	0	0	0	0	3	1	0	3	2	0	.250	.143	.393	0	0	2	0	0	6	0	0	0	0	0			
* Gretzky, Trevor	.429	11	42	9	18	3	1	0	7	23	2	0	6	2	1	.455	.548	1.002	0	0	0	0	8	0	0	0	0	0	2			
Hermosillo, Miguel	.244	54	180	36	44	10	4	3	23	71	29	0	48	10	4	.358	.394	.753	2	1	4	4	0	0	0	0	0	49	0	1		
Houchins, Zachary	.388	36	139	39	54	13	1	6	39	87	13	0	15	1	0	.442	.626	1.068	2	1	0	2	1	0	0	25	13	0	0	12		
# Linares, Raul	.270	50	196	35	53	12	5	3	33	84	22	0	33	7	3	.341	.429	.769	2	1	0	4	0	4	0	12	28	0	10	0	10	
* Lindsey, Taylor	.200	1	5	0	1	1	0	0	1	2	0	0	0	0	0	.200	.400	.600	0	0	0	0	0	0	0	1	0	0	0	0	0	
* Long, Matt	.667	1	3	2	2	0	1	1	1	7	2	0	1	1	0	.800	2.333	3.133	0	0	0	0	0	0	0	0	0	0	0	1	0	0
Moreno, Juan	.200	5	20	4	4	1	0	0	3	5	0	0	4	0	0	.200	.250	.450	0	0	0	0	0	0	0	0	0	5	0	0	1	0
Palmer, Tyler	.300	34	120	27	36	8	2	2	17	54	11	0	16	10	1	.368	.450	.818	2	1	3	4	0	0	0	0	0	0	32	0	1	
Pizarro, Pedro	.193	16	57	7	11	0	0	2	9	17	1	0	14	0	0	.220	.298	.519	0	0	1	0	0	0	0	0	0	0	0	0	16	6
* Santigate, RJ	.230	31	100	15	23	1	0	0	11	24	9	0	27	4	0	.294	.240	.534	0	0	0	1	1	0	0	30	0	0	0	0	6	
# Seiz, Ryan	.261	39	165	35	43	8	2	8	31	79	12	0	51	0	2	.306	.479	.784	3	1	0	6	35	0	0	0	0	0	0	0	0	8
# Soto, Wendell	.259	50	162	30	42	6	1	6	27	68	26	0	37	2	1	.358	.420	.777	4	7	1	6	0	1	0	50	0	0	0	0	16	
Spivey, Eason	.208	15	48	10	10	2	0	0	8	12	14	0	7	0	0	.387	.250	.637	0	0	0	2	0	0	0	0	0	0	0	13	1	
Strentz, Michael	.330	43	176	29	58	15	2	4	29	89	6	0	41	6	1	.360	.506	.866	1	0	3	3	0	0	0	0	0	0	0	28	7	
# Toribio, Pedro	.455	3	11	4	5	0	0	0	1	5	1	0	3	4	1	.500	.455	.955	0	0	0	0	1	0	0	1	2	0	0	0	4	
Wass, Wade	.341	39	132	21	45	14	0	7	20	80	21	0	42	0	0	.461	.606	1.067	2	0	10	1	5	0	0	0	0	0	20	6		
* Way, Bo	.354	32	130	29	46	12	4	2	27	72	8	0	13	7	5	.397	.554	.951	1	6	2	3	0	0	0	0	0	31	0	4		
* Whitten, Fran	.261	33	138	20	36	7	1	9	33	72	5	0	40	3	0	.290	.522	.811	1	0	1	3	27	0	0	0	0	3	0	7		
Yacinch, Jake	.176	6	17	5	3	1	0	0	2	4	0	0	6	1	0	.364	.236	.599	0	0	1	1	0	0	0	0	6	0	0	7		
TEAM TOTAL	.291	75	2608	489	758	158	35	74	428	1208	242	0	577	86	26	.358	.463	.821	24	21	44	47									129	

PITCHERS	W-L	ERA	G	GS	CG	SHO	SV	SVO	IP	H	R	ER	HR	HB	BB	IBB	SO	BK	WP	GO/AO	DP	WHIP	AVG	AB	TBF	SF	GF	HLD
Anderson, Justin	1-4	9.00	11	5	0	0	0	0	22.0	31	29	22	1	1	12	0	13	0	6	1.70	1	1.95	.316	98	111	0	0	1
Bolaski, Michael	5-3	4.52	13	12	0	0	0	0	67.2	62	40	34	4	6	32	0	51	3	13	2.74	12	1.39	.244	254	293	0	0	0
Carpenter, Tyler	0-0	3.74	10	0	0	0	1	2	21.2	26	11	9	2	1	2	0	15	1	4	1.17	1	1.29	.289	90	94	1	2	2
Davis, Quinten	0-0	0.00	2	0	0	0	0	0	2.0	0	0	0	0	0	0	0	0	0	0	0.00	0	0.00	.000	6	6	0	2	0
Ellis, Christopher	0-1	6.89	9	2	0	0	0	1	15.2	17	12	12	2	2	8	0	16	0	2	2.57	3	1.60	.309	55	65	0	2	2
Fernandez, Arjenis	9-5	4.23	15	14	0	0	0	0	78.2	103	51	37	6	2	19	0	46	0	11	2.29	7	1.55	.316	326	354	4	0	1
Gatto, Joe	0-0	4.50	1	1	0	0	0	0	2.0	3	1	1	0	0	0	0	1	0	0	0.33	0	1.50	.375	8	8	0	0	0
Guerra, Angel	4-1	5.79	14	5	0	0	0	0	42.0	55	31	27	4	7	21	0	13	4	2.00	6	1.81	.313	176	207	1	2	0	
Jewell, Jake	0-2	8.76	3	3	0	0	0	0	12.1	22	12	12	1	2	4	0	9	0	2	1.36	1	2.11	.386	57	63	0	0	0
Kipper, Jordan	3-2	2.73	14	0	0	0	2	26.1	26	10	8	1	2	8	0	21	0	2	1.67	4	1.29	.257	101	113	1	2	4	
Klonowski, Alex	1-2	6.00	14	2	0	0	1	2	27.0	31	19	18	0	4	11	0	26	0	1	1.00	2	1.56	.290	107	124	1	4	2
Kopra, Jacob	0-0	3.60	14	0	0	0	4	5	15.0	16	6	6	2	1	5	0	15	0	1	2.10	1	1.40	.258	62	68	0	13	0
* Mahle, Greg	1-1	0.00	5	0	0	0	1	1	8.0	5	5	0	0	1	3	0	11	0	2	3.67	0	1.00	.172	29	34	0	5	0
Middleton, Keynan	5-4	6.45	14	14	0	0	0	0	67.0	69	58	48	9	6	30	0	53	0	7	1.29	3	1.48	.260	265	302	1	0	0
Muck, Ronald	1-0	1.84	8	0	0	0	0	0	14.2	10	4	3	2	0	0	0	23	0	0	1.86	0	0.68	.192	52	53	1	5	3
Ortman, Dillon	0-0	27.00	2	0	0	0	0	1	1.1	5	4	4	1	1	2	0	2	0	0	10.00	0	5.25	.625	8	11	0	0	0
Paredes, Eduardo	2-1	1.33	19	0	0	0	7	7	20.1	8	4	3	0	3	8	0	31	1	2	1.46	1	0.79	.114	70	82	0	16	1
* Petersen, Jacob	2-1	5.96	14	0	0	0	1	2	22.2	31	18	15	4	1	8	0	15	0	9	1.17	3	1.72	.326	95	105	0	6	2
Rhoades, Jeremy	2-1	4.42	14	7	0	0	0	0	38.2	43	25	19	3	2	15	0	40	0	10	1.52	3	1.50	.279	154	173	1	0	0
Robichaux, Austin	2-3	4.91	15	8	0	0	0	0	40.1	44	25	22	5	2	8	0	27	1	10	1.55	3	1.29	.286	154	165	0	0	0
* Rodriguez, Natanael	0-0	12.00	2	0	0	0	0	0	3.0	6	6	4	1	0	2	0	0	0	1									

Medical Glossary

ABSCCESS

An infection that produces pus; can be the result of a blister, callus, penetrating wound or laceration.

ANAPHYLATIC SHOCK

Shock that is caused by an allergic reaction.

ANTERIOR COMPARTMENT SYNDROME

Condition in which swelling within the anterior compartment of the lower leg jeopardizes the viability of muscles, nerves and arteries that serve the foot. In severe cases, emergency surgery is necessary to relieve the swelling and pressure.

ANTERIOR CRUCIATE LIGAMENT (ACL)

A primary stabilizing ligament within the center of the knee joint that prevents hyperextension and excessive rotation of the joint. A complete tear of the ACL necessitating reconstruction could require up to 12 months of rehabilitation.

ANTI-INFLAMMATORY

Any agent which prevents inflammation, such as aspirin or ibuprofen.

ARTERIOGRAM

A film demonstrating arteries after injection of a dye.

ARTHROGRAM

X-Ray technique for joints using air and/or dye injected into the affected area; useful in diagnosing meniscus tears of the knee and rotator cuff tears of the shoulder.

ARTHROSCOPE

An instrument used to visualize the interior of a joint cavity.

ARTHROSCOPY

A surgical examination of the internal structures of a joint by means for viewing through an arthroscope. An arthroscope procedure can be used to remove or repair damaged tissue or as a diagnostic procedure in order to inspect the extent of any damage or confirm a diagnosis.

ASPIRATION

The withdrawal of fluid from a body cavity by means of a suction or siphonage apparatus, such as a syringe.

ATROPHY

To shrivel or shrink from disuse, as in muscular atrophy.

AVASCULAR NECROSIS

Death of a part due to lack of circulation.

AVULSION

The tearing away, forcibly, of a part or structure.

BAKER'S CYST

Localized swelling of a bursa sac in the posterior knee as a result of fluid that has escaped from the knee capsule. A Baker's cyst indicates there is trauma inside the knee joint that leads to excessive fluid production.

BONE SCAN

An imaging procedure in which a radioactive-labeled substance is injected into the body to determine the status of a bone injury. If the radioactive substance is taken up by the bone at the injury site, the injury will show as a "hot spot" on the scan image. The bone scan is particularly useful in the diagnosis of stress fractures.

BRACHIAL PLEXUS

Network of nerves originating from the cervical vertebrae and running down to shoulder, arm, hand, and fingers.

BURSA

A fluid-filled sac that is located in areas where friction is likely to occur, then minimizes the friction; for example between a tendon and bone.

CAPSULE

An enclosing structure which surrounds the joint and contains ligaments which stabilize that joint.

CAT SCAN

Use of a computer to produce a cross sectional view of an anatomical part being investigated from x-ray data.

CELLULITIS

Inflammation of cellular or connective tissue.

CERVICAL VERTEBRAE

Group of seven vertebrae located in the neck.

COLLATERAL LIGAMENT

On either side of and acting as a radius of movement, a hinge joint, as of the elbow, knee and wrist.

COLLES' FRACTURE

A fracture of the distal end of the radius with the lower end being displaced backward.

CONCUSSION

Jarring injury of the brain resulting in dysfunction. It can be graded as mild, moderate or severe depending on loss of consciousness, amnesia and loss of equilibrium.

CORTICAL STEROIDS

Used to suppress joint inflammation.

COSTOCHONDRAL

Cartilage that separates the bones within the rib cage.

DEGENERATIVE JOINT DISEASE

Changes in the joint surfaces as a result of repetitive trauma.

DELTOID LIGAMENT

Ligament that connects the tibia to bones of the medial aspect of the foot and is primarily responsible for stability of the ankle on the medial side. Is sprained less frequently than other ankle ligaments.

DELTOID MUSCLE

Muscles at the top of the arm, just below the shoulder, responsible for shoulder motions to the front, side and back.

DISC, INTERVERTEBRAL

A flat, rounded plate between each vertebrae of the spine. The disc consists of a thick fiber ring which surrounds a soft gel-like interior. It functions as a cushion and shock absorber for the spinal column.

DISLOCATION

Complete displacement of joint surfaces.

DUSKY

Areas of decreased temperature may indicate arterial compromise and decrease tissue viability.

ECCHYMOSIS

Bleeding into the surface tissue below the skin, resulting in a 'black and blue' effect.

EDEMA

Accumulation of fluid in organs and tissues of the body; swelling.

EFFUSION

Accumulation of fluid, or the knee itself, in various spaces in the body. Commonly, the knee has an effusion after an injury.

ELECTROMYOGRAM (EMG)

Test to determine nerve function.

EPICONDYLITIS

Inflammation in the elbow due to overuse.

ERYTHEMA

Inflammatory redness of the skin.

EXUDATE

Any fluid that has exuded out of a tissue or its capillaries, specifically because of injury or inflammation.

FRACTURE

Breach in continuity of a bone. Types of fractures include simple, compound, comminuted, greenstick, incomplete, impacted, longitudinal, oblique, stress or transverse.

GADOLINIUM MRI

The chemical gadolinium is injected into the joint being studied to enhance the diagnosis image of the structures under investigation.

GRADE ONE INJURY

A mild injury in which ligament, tendon, or other musculoskeletal tissue may have been stretched or confused, but not torn or otherwise disrupted.

GRADE TWO INJURY

A moderate injury when musculoskeletal tissue has been partially, but not totally torn which cause appreciable limitation in function of the injured tissue.

GRADE THREE INJURY

A severe injury in which tissue has been significant, and in some cases totally, torn or otherwise disrupted causing a virtual loss of function.

HEMATOMA

Tumor-like mass produced by an accumulation of coagulated blood in a cavity.

ILLIOTIBIAL BAND

A thick, wide fascial layer than runs from the iliac crest to the knee joint and is occasionally inflamed as a result of excessive running.

INFLAMMATION

The body's natural response to injury in the which the injury site might display various degrees of pain, swelling, heat, redness and/or loss of function.

LABRUM

An edge, rim or lip-shaped structure found in the shoulder joint.

Medical Glossary

LIGAMENT

Band of fibrous tissue that connects bone-to-bone or bone to cartilage and supports and strengthens joints.

MAGNETIC RESONANCE IMAGING (MRI)

Imaging procedure in which a radio frequency pulse causes certain electrical elements of the injured tissue to react to this pulse and through this process a computer display and permanent film establish a visual image. MRI does not require radiation and is very useful in the diagnosis of soft tissue, disc and meniscus injuries.

MENISCECTOMY

An intra-articular surgical procedure of the knee by which all or part of the damaged meniscus is removed.

MENISCUS

Crescent shaped cartilage, usually pertaining to the knee joint; also known as "cartilage." There are two menisci in the knee, medial and lateral. These work to absorb weight within the knee and provide stability.

METACARPALS

Five long bones of the hand running from the wrist to the fingers.

METATARSALS

Five long bones of the foot, running from the ankles to the toes.

PATELLA TENDINITIS

Inflammation of the patellar ligament; also known as "jumper's knee."

PATELLOFEMORAL JOINT

Articulation of the kneecap and femur. Inflammation of this joint can occur through: 1) acute injury to the patella, 2) overuse from excessive running particularly if there is an associated knee weakness, 3) chronic wear and tear of the knee, 4) as a result of poor foot mechanics. Patellofemoral irritation can lead to chondromalacia, which in its more chronic condition, could require surgery.

PHLEBITIS

Inflammation of a vein.

PLICA

Fold of tissue in the joint capsule and a common result of knee injury.

POSTERIOR CRUCIATE LIGAMENT (PCL)

A primary stabilizing ligament of the knee that provides significant stability and prevents displacement of the tibia backward within the knee joint. A complete tear of this ligament necessitating reconstruction could require up to 12 months rehabilitation.

RECONSTRUCTION

Surgical rebuilding of a joint using natural, artificial or transplanted materials.

REFERRED PAIN

Pain felt in an undamaged area of body away from the actual injury.

ROTATOR CUFF

Comprised of four muscles in the shoulder area that can be irritated by overuse. The muscles are the supraspinatus (most commonly injured), infraspinatus, teres minor, and subscapularis.

ROTATOR CUFF IMPINGEMENT SYNDROME

A microtrauma or overuse injury caused by stress, and the four stages are 1) tendinitis with temporary thickening of the bursa and rotator cuff, 2) fiber dissociation in the tendon with permanent thickening of the bursa and scar formation; 3) a partial rotator cuff tear of less than one centimeter; and 4) a complete tear of one centimeter or more.

SCAPULA

Shoulder blade.

SCIATICA

Irritation of the sciatic nerve resulting in pain or tingling running down the inside of the leg.

SCIATIC NERVE

Major nerve that carries impulses for muscular action and sensations between the low back and thigh and lower leg; it is the longest nerve in the body.

SHIN SPLINT

A catch-all syndrome describing pain in the shin that is not a fracture or tumor and cannot be defined otherwise.

SPONDYLITIS

Inflammation of one or more vertebrae.

SPONDYLOLISTHESIS

Forward displacement of one vertebrae over another below it due to a developmental defect in the vertebrae.

Medical Glossary

SPONDYLOSIS

Abnormal vertebral fixation or immobility.

SPRAIN

Injury resulting from a stretch or twist of the joint and causes various degrees of stretch or tear of a ligament or other soft tissue at the joint.

STRAIN

Injury resulting from a pull or torsion to the muscle or tendon that causes various degrees of stretch or tear to the muscle or tendon tissue.

STRESS FRACTURE

A hair-line type of break in a bone caused by overuse.

STRESS X-RAY

A continual x-ray taken when a portion of the body is stressed to its maximum in order to determine joint stability. This is a test utilized in some ankle injuries.

SUBLAXATION

Partial dislocation of a joint. The term usually implies that the joint can return to its normal position without formal reduction.

TARSALS

Group of seven bones of the foot consisting of the calcaneal, talus, cuboid and three cuneiform bones.

TENDINITIS

Inflammation of the tendon and/or tendon sheath, caused by chronic overuse or sudden injury.

TENDON

Tissue that connects muscle to bone.

THORACIC OUTLET COMPRESSION SYNDROME

A neuro-vascular disorder or the upper extremity common in throwing.

TOMOGRAPH

A special type of x-ray apparatus that demonstrates an organ or tissue at a particular depth.

TRANSVERSE PROCESS

Small lateral projection off the right and left side of each vertebrae that functions as an attachment site for muscles and ligaments of the spine.

TRIANGULAR CARTILAGE

A connective tissue characterized by its nonvascularity and firm consistency; located on the little finger side of the wrist.

ULNA COLLATERAL LIGAMENT

A band of fibrous tissue connecting two or more bones, cartilage, or other structures, or serving as support for fasciae or muscles located on the inside of the elbow (ligament that is replaced for the "Tommy John" surgery).

ULNAR NERVE

Nerve in the elbow commonly irritated by excessive throwing.

WRIST

The junction between the forearm bones (radius and ulna) and eight wrist bones (trapezium, capitate, hamate, pisiform, trapezoidal, lunate and scaphoid).

NOTE: This list is not meant to be all-inclusive nor should it be used as a substitute for physician's diagnosis and/or description of an injury or illness. For further information, please check with the team's communications staff.

Transaction Glossary

Minor league players are generally under contract to a major league club and are signed to play for a minor league club (1) that the major league club owns or (2) that has a Player Development Contract with the major league club. Major league clubs may freely assign their minor league players among their affiliated minor league clubs, subject to certain league age and service requirements. The following glossary describes some terms used in minor league transactions. References to “players” in the glossary apply only to minor league players.

ACTIVE LIST

The roster of players eligible to participate in a game:

- For Triple-A and Class AA clubs, the Active List is 24 players from opening day through the end of the championship season.
- For Class A Clubs, the Active List is 25 players from opening day through the end of the championship season.
- For short-season Class A clubs, the Active List is 30 players, only 25 of whom may be in uniform and eligible to play in a given game, from opening day through the end of the championship season.
- For rookie clubs, the Active List is 35 players, only 30 of whom may be in uniform and eligible to play in a given game, from opening day through the end of the championship season.

DESIGNATED FOR ASSIGNMENT:

When a club that has reached its 40 and/or 25-man roster limit, either reinstates a player or wishes to acquire another player, notice must be given to release or designate for assignment an equal number of players. The player(s) so notified must be released or have their contract assigned within 10 days of notification.

DISABLED LIST

An injured minor league player may be placed on this list during the championship season only. A player on the Disabled List must remain there for a minimum period of seven days before the player can be reinstated to the Active List. A player on the Disabled List does not count against a club’s Active List limits, but does count against a club’s Reserve List limits.

FREE AGENT

A minor league player is a free agent, able to sign with any club, when the term of the player’s minor league contract has expired. If the player has not re-signed with the same Club, the player becomes a minor league free agent on October 15 at 5 p.m. (ET).

INELIGIBLE LIST

A player found to have committed misconduct may be placed on this list. There is no minimum number of days the player must remain on the Ineligible List before the player can be reinstated. A player on the Ineligible List does not count against a Club’s Active List limits or its Reserve List limits.

LOAN

A minor league player’s contract may be loaned from one organization to another, so long as the new club is also under the jurisdiction of the Commissioner of Baseball. The assignor club retains contractual rights to the player. The player must be returned to the assignor club at the end of the championship season. Loans of players are most commonly made to Mexican League clubs. A player is said to be “returned” when he is given back to his original team.

MAJOR LEAGUE REHABILITATION ASSIGNMENT

A major league player may be assigned to a minor league affiliate for the purpose of injury rehabilitation for a maximum of 20 days for non-pitchers and 30 days for pitchers. The player continues to receive his major league salary and any service with the minor league club is deemed as major league service. Rehab assignments do not count as optional assignments.

OPTIONS

To assign a player from the active 25-man roster to a minor league affiliate with right of recall. A player on the 40-man roster and in the minor leagues is on an “optional assignment”. The player must serve at least 10 days on option unless they are replacing a player placed on the disabled list. Players have three option years and can be sent up and down as many times as the Major League club chooses within those seasons but will only be charged with one option per season. When a player is out of options, he will have to clear irrevocable waivers in order to be removed from the 40-man roster and sent to the minor leagues.

Transaction Glossary

OUTRIGHT ASSIGNMENT

A player who is traded from one major league organization to another is assigned outright. The assignor club transfers all contractual rights regarding the player to the assignee club.

RECALLED

A player on the 40-man roster is "recalled" to the major league club.

REHABILITATION ASSIGNMENT

A minor league player on either the Disabled List or Emergency Disabled List may be sent to a short-season Class A or rookie classification minor league club to play on a rehabilitation assignment, while the player remains on the Disabled List or Emergency Disabled List of the player's original Club. A rehabilitation assignment may not exceed 20 days for non-pitchers or 30 days for pitchers. A player on a minor league rehabilitation assignment does not count against the Active List or Reserve List limits of the club for which the player is playing on the rehabilitation assignment.

RELEASE

A player's contract is terminated and the player becomes a free agent.

RESERVE LIST

The roster of players eligible for placement on the Active List:

- Triple-A, Reserve List limit is 38 players.
- Class AA, Reserve List limit is 37 players.
- Class A, short-season and rookie, Reserve List limit is 35 players.

RESTRICTED LIST

A player who fails to report or fails to sign a contract with the club to which the player is reserved may be placed on the Restricted List. There is no minimum number of days the player must remain on the Restricted List before the player can be reinstated to the Active List. A player on the Restricted List does not count against a club's Active List limits or its Reserve List limits.

SELECTED/CONTRACT PURCHASED

A player that is not on the 40-man roster has his contract selected or purchased by the major league club and must be added to the 40-man roster.

SUSPENDED LIST

A player may be placed on the Suspended List for misconduct or rule or contract violations. There is no minimum amount of days the player must be on the Suspended List before the player can be reinstated to the Active List. A player on the Suspended List does not count against a club's Active List limits, but the player does count against its Reserve List limits.

TEMPORARILY INACTIVE LIST

A player with an excused absence to perform personal obligations is placed on this list. The player must be on the Temporarily Inactive List for a minimum of three days before the player can be reinstated to the Active List. A player on the Temporarily Inactive List does not count against a club's Active List limits, but does count against its Reserve List limits.

TRANSFER

Minor league player is moved from one minor league club to another within the same major league organization.

WAIVERS

A permission granted from all 30 clubs to assign a major league player's contract to another major league team or minor league affiliate. Such permission is granted only for a specific time period from 2 p.m. (ET) any business day until 1 p.m. (ET) on the second business day. The actual request is filed through the Commissioner's Office and is not disclosed to the public until the contract is rewarded. Priority for the claim is given to the club with the lowest winning percentage if there are multiple claims. If there is only one claim, then the waiver is awarded to that team. No club is permitted to exceed the 40-man roster or the 25-man roster. If a claim is made which will exceed the roster limit, then a different player must be designated for waivers.

Baseball Calculations

ASSISTS

An assist shall be credited to each fielder who throws or deflects a batted or thrown ball in such a way that a putout results, or would have resulted except for a subsequent error by any fielder. Only one assist and no more shall be credited to each fielder who throws or deflects the ball in a run-down play which results in a putout, or would have resulted in a putout, except for a subsequent error.

BATTING AVERAGE

Divide the numbers of at-bats into the number of hits.

SLUGGING PERCENTAGE

Divide the total bases of all safe hits by the total number of at-bats.

ON BASE PERCENTAGE

Take the total number of hits, walks, and hit-by-pitches and divide by the total number of at-bats, walks, hit-by-pitches, and sacrifice flies. Times awarded first base on interference or obstruction are not figured into on base percentage.

CONSECUTIVE GAME HITTING STREAK

A consecutive-game hitting streak shall not be terminated if all the player's plate appearances result in a walk, hit batsman, defensive interference or a sacrifice bunt. The streak shall terminate if the player has a sacrifice fly and no hit.

CONSECUTIVE GAMES PLAYED STREAK

A consecutive-game streak shall extend if the player plays one half-inning on defense, or if he completes a time at bat by reaching base or being put out. A pinch-running appearance shall not extend the streak. If a player is ejected from a game by an umpire before he complies with the requirements of this rule, his streak shall continue.

DETERMINING THE MAGIC NUMBER

Determine the number of games yet to be played, add one, then subtract the number of games ahead in the lost column of the standings from the closest opponent.

EARNED RUN AVERAGE

Multiply earned runs by 9 and then divide by innings pitched.

FIELDING PERCENTAGE

Divide the total putouts and assists by total putouts, assists and errors.

SAVES FOR RELIEF PITCHERS

Credit a pitcher with a save when he meets all three of the following conditions:

- He is the finishing pitcher in a game won by his club; and
- He is not the winning pitcher; he must be credited with at least 1/3 of an inning pitched and
- He qualifies under one of the following conditions:
 1. He enters the game with a lead of no more than three runs and pitches for at least one inning; or
 2. He enters the game, regardless of the count, with the potential tying run either already on base, at bat or on deck; or
 3. He enters the game, regardless of how large the lead is, and pitches effectively as he completes the last three innings of the game.

No more than one save may be credited in each game.

WINNING PITCHER

The starting pitcher will be credited with the win only if he has pitched at least five complete innings and his team not only is in the lead when he is replaced, but remains in the lead the remainder of the game. When the starting pitcher does not meet the preceding criteria and more than one relief pitcher is used, the victory shall be awarded on the following basis:

- When, during the tenure of the starting pitcher, the winning team assumes the lead and maintains it to the finish of the game, credit the victory to the relief pitcher judged by the scorer to have been the most effective.
- Whenever the score is tied, the game becomes a new contest insofar as the winning and losing pitcher is concerned.
- Once the opposing team assumes the lead, all pitchers who have pitched up to that point are excluded from being credited with the victory except the current pitcher.
- The winning relief pitcher shall be the one who is the pitcher of record when his team assumes the lead and maintains it to the finish of the game.

EXCEPTION: Do not credit a victory to a relief pitcher who is ineffective in a brief appearance, when a succeeding relief pitcher pitches effectively in helping his team maintain the lead. In such cases credit the succeeding relief pitcher with the victory.



2015 ANGELS SCHEDULE

APRIL

SUN	MON	TUE	WED	THU	FRI	SAT
			1	2	3 LAD*	4 LAD*
5 LAD*	6 SEA	7 SEA	8 SEA	9	10 KC	11 KC
12 KC	13 TEX	14 TEX	15 TEX	16	17 HOU	18 HOU
19 HOU	20 OAK	21 OAK	22 OAK	23 OAK	24 TEX	25 TEX
26 TEX	27	28 OAK	29 OAK	30 OAK		

MAY

SUN	MON	TUE	WED	THU	FRI	SAT
					1 SF	2 SF
3 SF	4 SEA	5 SEA	6 SEA	7 HOU	8 HOU	9 HOU
10 HOU	11	12 COL	13 COL	14	15 BAL	16 BAL
17 BAL	18 TOR	19 TOR	20 TOR	21 TOR	22 BOS	23 BOS
24 BOS DET	25 SD	26 SD	27 SD	28 DET	29 DET	30 DET
	31					

JUNE

SUN	MON	TUE	WED	THU	FRI	SAT
	1 TB	2 TB	3 TB	4	5 NYY	6 NYY
7 NYY	8	9 TB	10 TB	11 TB	12 OAK	13 OAK
14 OAK	15 AZ	16 AZ	17 AZ	18 AZ	19 OAK	20 OAK
21 OAK	22 HOU	23 HOU	24 HOU	25	26 SEA	27 SEA
28 SEA	29 NYY	30 NYY				

JULY

SUN	MON	TUE	WED	THU	FRI	SAT
			1 NYY	2	3 TEX	4 TEX
5 TEX	6	7 COL	8 COL	9 SEA	10 SEA	11 SEA
12 SEA	13	14	15	16	17 BOS	18 BOS
ALL STAR BREAK						
19 BOS	20 BOS	21 MIN	22 MIN	23 MIN	24 TEX	25 TEX
26 TEX	27	28 HOU	29 HOU	30 HOU	31 LAD	

AUGUST

SUN	MON	TUE	WED	THU	FRI	SAT
						1 LAD
2 LAD	3 CLE	4 CLE	5 CLE	6	7 BAL	8 BAL
9 BAL	10 CWS	11 CWS	12 CWS	13 KC	14 KC	15 KC
16 KC	17 CWS	18 CWS	19 CWS	20 CWS	21 TOR	22 TOR
23 TOR	24 OAK	25 DET	26 DET	27 DET	28 CLE	29 CLE
	30	31				

SEPT/OCT

SUN	MON	TUE	WED	THU	FRI	SAT
		1 OAK	2 OAK	3	4 TEX	5 TEX
6 TEX	7 LAD	8 LAD	9 LAD	10	11 HOU	12 HOU
13 HOU	14 SEA	15 SEA	16 SEA	17 MIN	18 MIN	19 MIN
20 MIN	21 HOU	22 HOU	23 HOU	24	25 SEA	26 SEA
27 SEA TEX	28 OAK	29 OAK	30 OAK	1 TEX	2 TEX	3 TEX
	4					

All game dates, times, opponents, prices, promotions, and events are tentative and subject to change without notice. All times are Pacific Time.

Schedule current as of 9/9/14.

REGULAR SEASON

■ HOME □ AWAY * EXHIBITION

AM 830

1330 AM
ESPN
SPORTS
RADIO

ANGELS™



2015 SEASON SCHEDULE

APRIL

S	M	T	W	T	F	S
29	30	31	1	2	3	4
5	6	7	8	9 SAC 8:05	10 SAC 8:05	11 SAC 8:05
12 SAC 2:05	13 FRE 7:35	14 FRE 7:35	15 FRE 7:35	16 FRE 7:35	17 SAC 6:35	18 SAC 6:35
19 SAC 1:05	20 SAC 6:35	21 FRE 6:35	22 FRE 6:35	23 FRE 6:35	24 FRE 6:35	25 ELP 7:05
26 ELP 1:05	27 ELP 6:35	28 ELP 11:05	29	30 ABQ 6:35	1	2

MAY

S	M	T	W	T	F	S
26	27	28	29	30	1 ABQ 7:05	2 ABQ 7:05
3 ABQ 1:35	4 TAC 6:35	5 TAC 6:35	6 TAC 6:35	7 TAC 6:35	8 REN 6:35	9 REN 6:35
10 REN 1:05	11 REN 10:35	12 TAC 7:05	13 TAC 8:05	14 TAC 8:05	15 TAC 8:05	16 REN 7:35
17 REN 2:05	18 REN 7:35	19 REN 12:35	20	21 CSP 6:35	22 CSP 6:35	23 CSP 6:35
24 CSP 1:05	25 OKC 6:35	26 OKC 6:35	27 OKC 6:35	28 OKC 12:05	29 MEM 6:05	30 MEM 5:05
31 MEM 12:35						

JUNE

S	M	T	W	T	F	S
31	1 MEM 6:05	2 NAS 6:05	3 NAS 6:05	4 NAS 6:05	5 NAS 6:05	6 ABQ 7:05
7 ABQ 1:05	8 ABQ 7:05	9 ABQ 12:05	10	11 FRE 7:05	12 FRE 7:05	13 FRE 6:35
14 FRE 1:05	15 LAS 8:05	16 LAS 8:05	17 LAS 1:05	18 ELP 7:05	19 ELP 7:05	20 ELP 7:05
21 ELP 6:05	22	23 LAS 7:05	24 LAS 7:05	25 LAS 7:05	26 ABQ 7:05	27 ABQ 7:05
28 ABQ 1:05	29 ABQ 7:05	30 SAC 8:05	1	2	3	4

JULY

S	M	T	W	T	F	S
28	29	30	1 SAC 8:05	2 SAC 8:05	3 SAC 8:05	4 ELP 6:35
5 ELP 1:05	6 ELP 7:05	7 ELP 7:05	8 LAS 8:05	9 LAS 8:05	10 LAS 8:05	11 LAS 8:05
12	13 ALL-STAR BREAK	14	15	16 REN 7:05	17 REN 7:05	18 REN 7:05
19 REN 1:05	20 TAC 8:05	21 TAC 8:05	22 TAC 8:05	23 TAC 8:05	24 ELP 6:35	25 ELP 6:35
26 ELP 1:05	27 ELP 7:05	28 ABQ 7:05	29 ABQ 7:05	30 ABQ 7:05	31 ABQ 7:05	1

AUGUST

S	M	T	W	T	F	S
26	27	28	29	30	31	1 SAC 7:05
2 SAC 1:05	3 SAC 7:05	4 SAC 7:05	5 LAS 7:05	6 LAS 7:05	7 LAS 7:05	8 LAS 6:35
9 LAS 1:05	10	11 REN 8:05	12 REN 8:05	13 REN 8:05	14 REN 8:05	15 OMA 7:05
16 OMA 1:05	17 OMA 7:05	18 OMA 7:05	19 IWA 7:05	20 IWA 7:05	21 IWA 6:35	22 IWA 7:05
23 RR 5:05	24 RR 6:05	25 RR 6:05	26 RR 6:05	27 NO 6:00	28 NO 6:00	29 NO 5:00
30 NO 3:00	31 TAC 7:05	1	2	3	4	5

SEPTEMBER

S	M	T	W	T	F	S
30	31	1 TAC 7:05	2 TAC 7:05	3 TAC 7:05	4 FRE 8:05	5 FRE 8:05
6 FRE 7:05	7 FRE 12:05	8	9	10	11	12
13	14	15				

- HOME GAMES
- AWAY GAMES
- FIREWORKS GAMES
- DH - DOUBLE HEADER

PACIFIC CONFERENCE

- NORTHERN DIVISION**
- FRE** Fresno Grizzlies [HOU]
 - REN** Reno Aces [ARI]
 - SAC** Sacramento River Cats [SF]
 - TAC** Tacoma Rainiers [SEA]

- SOUTHERN DIVISION**
- ABQ** Albuquerque Isotopes [COL]
 - ELP** El Paso Chihuahuas [SD]
 - LAS** Las Vegas 51s [NYM]
 - SLC** Salt Lake Bees [LAA]

AMERICAN CONFERENCE

- NORTHERN DIVISION**
- CSP** Colorado Springs Sky Sox [MLB]
 - IWA** Iowa Cubs [CHC]
 - OKC** Oklahoma City Dodgers [LAD]
 - OMA** Omaha Storm Chasers [KC]

- SOUTHERN DIVISION**
- MEM** Memphis Redbirds [STL]
 - NAS** Nashville Sounds [OAK]
 - NO** New Orleans Zephyrs [MIA]
 - RR** Round Rock Express [TEX]