

2014 TAMPA BAY STORM

MEDIA GUIDE

 **THERE IS NO CALM**



2014 SEASON SCHEDULE

FIVE TIME WORLD CHAMPIONS | '91 '93 '95 '96 '03 

FRIDAY, MARCH 14		-VS-		7:30 PM
FRIDAY, MARCH 21		-AT-		8:30 PM
SATURDAY, MARCH 29		-VS-		7:00 PM
FRIDAY, APRIL 4		-VS-		7:30 PM
FRIDAY, APRIL 11		-AT-		7:30 PM
SATURDAY, APRIL 19		-AT-		8:00 PM
SATURDAY, APRIL 26		-VS-		7:30 PM
SATURDAY, MAY 3		-VS-		7:30 PM
SATURDAY, MAY 17		-AT-		6:00 PM
SATURDAY, MAY 24		-VS-		7:30 PM
FRIDAY, MAY 30		-AT-		8:30 PM
SATURDAY, JUNE 7		-VS-		5:00 PM
SATURDAY, JUNE 14		-AT-		8:05 PM
SATURDAY, JUNE 21		-VS-		7:30 PM
FRIDAY, JUNE 27		-AT-		7:00 PM
FRIDAY, JULY 11		-AT-		10:30 PM
FRIDAY, JULY 18		-AT-		10:00 PM
SATURDAY, JULY 26		-VS-		7:30 PM

STAFF	2
EXECUTIVE	
CHAIRMAN	4
CEO	5
COO	6
AFL BOARD MEMBER/ EVP COMMUNICATIONS	7
PRESIDENT	8
STAFF	10-20

PLAYERS	
TRAINING CAMP ROSTER	22-23
PLAYERS	24-50

2013 SEASON IN REVIEW	
GAME RECAPS	52-89
PLAYER PARTICIPATION	90
STARTING LINEUPS	91
TRANSACTIONS	92
TEAM PHOTO	93
STORM STATISTICS	94-98
AFL FINAL STANDINGS	99-100

STORM HISTORY	
PITTSBURGH GLADIATORS	102
FRANCHISE TIMELINE	103-107
WAR ON I-4	108-109
MEMORABLE MOMENTS "WAR ON I-4"	110-111
ACCOMPLISHMENTS UNDER TIM MARCUM	112-113
ACCOMPLISHMENTS UNDER WOODY KERN	114
STORM LEGENDS	115
HALL OF FAME MEMBERS	116
25 GREATEST PLAYERS/ALL TIME RESULTS	117
SEASON BY SEASON STATISTICS	118-148

STORM RECORDS	
LAST TIME (REGULAR & POST SEASON)	150-151
INDIVIDUAL REGULAR SEASON HIGHS	152-153
TEAM REGULAR SEASON MOST & LEAST	154-157
CAREER LEADERS	158-159
SEASON LEADERS	160-162
GAME LEADERS	162-163
ALL-TIME VS. AFL	164-166
AWARD WINNERS	166-167
ALL-TIME POINTS SCORED	168-169
SITUATIONAL RECORD	170
COLLEGES REPRESENTED	171
ALL-TIME ROSTER	172-185
ALL-TIME ATTENDANCE	186-187
ALL-TIME COACHES	188

PLAYOFFS	
PLAYOFF HISTORY	190
ARENABOWL APPEARANCES	191-199
INDIVIDUAL RECORDS	200-201
TEAM RECORDS	202
PLAYOFF SITUATIONAL	203
ALL-TIME PLAYOFF RECORDS	204-206

AFL	
AFL MISSION STATEMENT/FAN BILL OF RIGHTS	208
COMMISSIONER KURZ	209
AFL TEAM INFO	210-217
AFL SEASON SCHEDULE	218-219
NATIONAL BROADCAST SCHEDULE	220
ESPN BROADCAST SCHEDULE	221
RULES OF THE GAME	222
GLOSSARY OF TERMS	223
MISCELLANEOUS	224
PLAYOFF QUALIFICATIONS LEAGUE OFFICIALS	225
AFL PR CONTACTS	226

SIDELINES	
CHEERLEADERS	228-229
TAMPA BAY TIMES FORUM INFORMATION	230-231
BROADCAST INFORMATION	232
MEDIA DIRECTORY	233
MEDIA GUIDELINES	234-235
SOCIAL MEDIA	236

YEARS IN THE AFL:	27th Season
TEAM COLORS:	Blue, Gold & White
ALIGNMENT:	American Conference South Division

HOME ARENA:	Tampa Bay Times Forum
CAPACITY:	18,555
HEAD COACH:	Lawrence Samuels
SAMUELS RECORD:	0-0
SAMUELS WITH STORM:	0-0

2013 OVERALL:	7-12
2013 SOUTH DIVISION:	2-4
ALL-TIME:	237-153
ALL-TIME REG. SEASON:	214-136
ALL-TIME P.O.:	23-17

ADDRESS:	401 Channelside Drive Tampa, Florida 33602
-----------------	---

PHONE:	813.276.7300
---------------	--------------

FAX:	813.307.5902
-------------	--------------

TICKETS:	813.301.6600
-----------------	--------------

SPONSORSHIP SALES:	813.301.6500
---------------------------	--------------

STORM ONLINE:	www.TampaBayStorm.com
----------------------	--

AFL ONLINE:	www.ArenaFootball.com
--------------------	--

The 2014 Tampa Bay Storm Media Guide was produced by the Tampa Bay Storm Communication Department. Information within is for use by accredited members of the news media. Those desiring to use this information for commercial purposes must contact the Tampa Bay Storm Communications Department. The guide is based on information available through March 2, 2014.

Statistical Information Provided by: The Stat Guys, Tampa Bay Storm Media Relations Dept
Executive Editor: Ben Shotten
Cover Design: Justin Langley
Photography: Chris Arnold; Scott Audette; Mitchell Davis; Michael Manelli; KC Rossman; Steve Waltmann

PATENT AND TRADEMARK NOTICE: AFL, arenafootball2 & Design, Arena Football Championship Game, Hometown Football, and all the names, symbols, emblems, logos and colors of the AFL and the AFL Operator Members are trademarks owned by AFL, and Chicago, Illinois. Arena, Arena Football, The 50-Yard Indoor War, Football With a Bite, In Your Face Football, War on the Floor, Don't Blink, The Fastest Game on Turf, High Scoring! Heart Stoppin! Helmet Poppin!, Brawl Inside the Wall, and Wall 2 Wall Brawl are trademarks owned by Arena Football League, Chicago, Illinois, and are used under license. IRONMAN is a trademark of World Triathlon Corporation, Tarp Springs, Florida and is used under license. The Arena Football Game System and Method of play is protected under U.S. Patent No. 4911433 and used under license.

STAFF DIRECTORY

EXECUTIVE STAFF

Owner, Governor & Chairman Jeff Vinik
 Chief Executive Officer & Alternate Governor
 Chief Operating Officer
 Executive VP of Finance & Strategic Planning
 Executive VP of Marketing & Communications
 Executive VP of Sales
 Executive VP & General Counsel
 Senior VP of Corporate Partnership & Activation

VP of Corporate Relations
 VP of Corporate Partnerships
 VP of Human Resources
 VP of Corporate & Community
 VP of Guest Experience
 VP of Event Booking
 VP of Ticket Operations
 VP of Game Presentation
 VP of Philanthropy & Community Initiatives
 Vice President of Finance
 Executive Assistant to Owner & CEO/EVP Finance
 Executive Assistant to COO & General Counsel

STORM

Head Coach
 Vice President of Football Operations
 Player Personnel Director
 Assistant Head Coach
 Coordinator
 Offensive Coordinator
 Football Operations Manager
 Media Relations Coordinator
 Administrative Coordinator
 Football Operations Assistant
 Medical Director
 Head Athletic Trainer
 Head Equipment Manager
 Team Chiropractor
 Cheerleader Director

ARENA MANAGEMENT

General Manager, Tampa Bay Times Forum
 General Manager, SportService
 Director of Facility & Event Services
 Event Manager
 Event Coordinator
 Building Operations Manager
 Assistant Building Operations Manager
 Senior Facilities Project Manager
 Event Operations Manager
 Event Operations Coordinator
 Platinum Services Manager
 Hospitality Coordinator
 Event Operations Coordinator
 Operations Analyst
 Director of Security
 Assistant Security Manager
 Security Supervisor
 Security Supervisor
 Security Supervisor
 Manager of Facility Services
 Facility Services Shift Manager
 Facility Services Shift Manager
 Facility Services Shift Manager
 Electrician

Electrician
 Engineer
 Engineer
 Engineer
 Engineer
 Plumbing Technician
 HVAC/Plumbing Technician
 HVAC Technician
 Paul Wright
 Anthony Adams, Jr.
 Tyree Boone
 James Carpenter
 Donald Cherniske
 Luis Olivera
 Jeffery Gray
 Daniel Lynn
 Marcus Vaughn

AUDIO/VIDEO/GAME ENTERTAINMENT

Director of Production Systems
 Production Systems Coordinator
 Audio / Visual Manager
 Senior Video Coordinator
 Video Coordinator
 Motion Graphics Coordinator
 Motion Graphics Coordinator
 A/V Coordinator
 Jorge Rosell
 Tyler Brewer
 JC Kent
 Brian Fink
 Zach Peterson
 Josh Boyd
 Ryan Bushey
 Jim Wilson

BROADCASTING

Director of Broadcasting & Programming
 Radio Broadcaster
 Radio Broadcaster
 Audio Mgr.
 Matt Sammon
 Jack Harris
 Darek Sharp
 Tom Gilbert

COMMUNITY RELATIONS & LIGHTNING FOUNDATION

Senior Director of Community Relations
 Lightning Foundation Coordinator
 Community Relations Coordinator
 Community Hockey Coordinator
 Kasey Smith
 Heidi Hamlin
 Kelley Cureton
 Tom Garavaglia

CORPORATE PARTNERSHIPS & ACTIVATION

Senior Director of Partnership Development & Activation
 Director of Partnership Activation
 Manager of Partnership Development
 Corporate Partnerships Sales Manager
 Partnership Activation Coordinator
 Partnership Activation Coordinator
 Sales Assistant / Coordinator
 Mike Harrison
 Julia Wyman
 Suzy O'Malley
 Bob Rossi
 Nicole Pincus
 Amy Bigelow
 Betsy Shirah

EXECUTIVE SUITE SALES & SERVICE

Director of Suite Sales
 Director of Executive Suite Services
 Senior Executive Suite Sales Manager
 Senior Executive Suite Sales Manager
 Executive Suite Specialist
 Executive Suite Specialist
 Matthew Hill
 Amanda Straub
 Adam Laws
 Katie Valone
 Toni Angeli
 Erin Bailey

FINANCE

Director of Business Strategy & Analytics
 Finance Manager
 Accounts Payable Manager
 Accounts Receivable Manager
 Senior Accountant
 Business Analyst
 Staff Accountant
 Chris Kamke
 Michelle Davidson
 Donna Clark
 Angela Edwards
 Tim Ennis
 Matthew Samost
 Scott Peterson

HUMAN RESOURCES & LEGAL

Human Resources Manager
 Associate General Counsel
 Human Resources Generalist
 Human Resources Assistant
 Front Desk Administrator
 Nicole Parente
 Danna Haydar
 Charlea Jackson
 Caitlyn Schultz
 Audrey Flowers

INFORMATION TECHNOLOGY

Director of IT
 IT Help Desk
 Ian Steele
 Bryan Ririe

MARKETING

Director of Marketing
 Director of Digital & Social Media
 Senior Event Marketing Manager
 Entertainment Manager
 Sports Marketing Manager
 Social Media Marketing Manager
 Creative Services Manager
 Graphic Designer
 Project Coordinator
 Mobile Marketing Coordinator
 Mascot Coordinator
 Web Video Coordinator
 Feature Reporter
 Database Marketing Coordinator
 Kelsey Carlson
 James Royer
 Angela Parone
 Kelli Yeloushan
 Erin Allison
 Casey Kauffman
 Brittany Austin
 Carolina Bermudez
 Jenna DeBruzer
 Justin Savoie
 Patrick Gardenier
 Gab Marte
 Michelle Gingras
 Patrick Abts

PUBLIC RELATIONS

Media Relations Manager
 Public Relations Coordinator
 Beat Reporter / Media Relations Assistant
 Brian Breseman
 Trevor Van Knotsenburg
 Missy Zielinski

SEASON TICKET MEMBERSHIP

Director of Season Ticket Membership
 Manager of Member Services
 Assistant Manager of Season Ticket Membership
 Account Membership Executive
 Account Membership Executive
 Account Membership Executive
 Account Membership Executive
 Member Services Coordinator
 Travis Pelleymounter
 Lakisha Sharpe
 Thomas Gregory
 Shannon Dixie
 Vince Massi
 Joe Rusanoo
 Dan Schindlwein
 Justin Versaggi
 Rachel Kilman

TICKET OFFICE

Sport Ticket Supervisor
 Event Ticket Supervisor
 Premium & Staffing Supervisor
 Sport Ticket Coordinator
 Event Ticket Coordinator
 Helen Junker
 Bobby Loman
 Missy Davis
 Hayden Buttner
 Justin Andrews

TICKET SALES

Senior Director of New Business Development
 Director of Inside Sales
 Director of Group Sales
 Senior Corporate Sales Manager
 Senior Group Event Coordinator
 Database Coordinator
 Ticket Service Coordinator
 Corporate Sales Manager
 Corporate Sales Manager
 Corporate Sales Manager
 Corporate Sales Manager
 Corporate Sales Manager
 Corporate Sales Manager
 Corporate Sales Manager
 Group Event Coordinator
 Group Event Coordinator
 Group Event Coordinator
 Group Event Coordinator
 Group Event Coordinator
 Concert & Event Group Coordinator
 Concert & Event Group Coordinator
 Account Representative
 Account Representative
 Account Representative
 Account Representative
 Account Representative
 Account Representative
 Account Representative
 Account Representative
 Ryan Bringer
 Ryan Cook
 Ryan Niemeyer
 Trent Gerhart
 Alison Martin
 TJ Aufiero
 Charlene Beverly
 Madelyn Anthony
 Gary Napert
 Adam Lawson
 Mike Lopez
 Rich Sadowsky
 Mike Sarage
 Brian Specia
 Jim Van Dam
 Ryan Wellman
 Brian Boksen
 Oisín Crean
 Chris Duffy
 Kate Kasunic
 Stephen Gerhard
 Tyler Thompson
 TJ Abone
 Tommy Curtis
 Tony Econ
 Mark Guckenberger
 Kyle Laga
 Daniel Lozada
 Emily Williams

TAMPA BAY STORM

STAFF



JEFF VINIK CHAIRMAN | TAMPA BAY STORM

Jeff Vinik purchased the Tampa Bay Lightning on March 3, 2010 and the Tampa Bay Storm on January 13, 2011. Vinik is the Chairman of the Lightning and the Storm, and serves as the Lightning's Governor on the NHL's Board of Governors.

Upon purchasing the two teams, Vinik, 54, pledged to make the Lightning organization "world-class," creating a first-rate fan experience while putting together a team of which Tampa Bay sports fans would be proud of. He promptly hired Hockey Hall-of-Famer and four-time Stanley Cup Champion Steve Yzerman as vice president and general manager, and then named lauded sports business executive Tod Leiweke to be the chief executive officer of the two teams and the Tampa Bay Times Forum. He then hired future Hall of Famer and Super Bowl Champion Derrick Brooks as President

of the Storm.

The transformation of the organization began to take shape shortly with a series of announcements off of the playing surface demonstrating Vinik's desire to create a world-class organization. Vinik detailed a vision that included teams inspired by championship values; an organization committed to Tampa Bay, giving back through leadership, mentoring and charitable contributions; and a state-of-the-art venue.

The Storm unveiled a new logo and uniform that debuted for the 2012 season. Additionally fans were able to experience a \$47-million privately-funded building renovation to the publicly-owned Tampa Bay Times Forum. Furthering his commitment to enhancing the fan experience, Vinik funded \$5-million for a new scoreboard that stretches 50 feet wide by 28 feet high, which at the time was the largest indoor center-hung scoreboard in the United States and Canada.


Vinik, along with his wife, Penny, made an impact in the Tampa Bay community in 2011 by pledging more than \$10 million to be donated through the Lightning Foundation during a span of five years, while Tampa Bay Sports and Entertainment employees commit 4,000 hours of community service each year through its employee volunteer program, C.H.A.R.G.E., "Contributing Hours Across our Region through our Generous Employees."

Tampa Bay sports fans have embraced Vinik's vision as the Lightning's attendance increased an NHL best 11.3% during the 2010-11 season and the Tampa Bay Storm finished second in the AFL in overall attendance.

Vinik was the founder and chairman of Vinik Asset Management and a minority owner of the Boston Red Sox. He grew up in New Jersey and attended high school in New York City before graduating from Duke University with a Bachelor of Science degree in Engineering and Economics with Summa Cum Laude honors. Jeff went on to earn his Masters of Business Administration degree from the Harvard Business School, graduating in 1985.

Jeff was awarded Duke University's Distinguished Young Alumni Award in 1994 and serves on the Duke University Board of Trustees. In May 2012, the family made a \$10-million donation to Duke to establish a faculty challenge fund that will be used to hire and retain professors who focus on complex societal challenges such as engineering and related areas in energy, global health, brain sciences and the environment.

Jeff and Penny reside in South Tampa with their four children: Danny, Jared, Kyra and Joshua.



TOD LEIWEKE CHIEF EXECUTIVE OFFICER

Tod Leiweke (LIGH-wih-kee) was named chief executive officer of Tampa Bay Sports and Entertainment, which includes the Tampa Bay Lightning, Tampa Bay Storm and the Tampa Bay Times Forum, on July 26, 2010. He also serves as an Alternate Governor for the Lightning. Leiweke is responsible for all business operations of the Lightning, Storm and the Times Forum.

Leiweke, who is in his 31st season in professional sports, helped rejuvenate the Lightning fan base. Spurred by an improved product on the ice which saw the Lightning tie the franchise record for wins in a season with 46 in 2010-11 and advance to the Eastern Conference Final, Leiweke led the team's transformation off the ice which

has resulted in the more than doubling of the team's season ticket base while vastly increasing its footprint in the community.

In 2012, the Storm donned a new jersey and logo, with all season ticket members receiving their own revolutionary jersey with a chip implanted in the jersey that granted them access to a variety of benefits. The Times Forum itself underwent a \$40 million, privately-funded renovation during the summer of 2011, completed for the 2012 Arena Football season. Highlights of the project, spearheaded by Leiweke, include a signature stage with pipe organ, new seats throughout the arena, reconstructed executive suites, a paradise deck overlooking downtown and a grand entry with an open-air box office and merchandise store.

Under Leiweke the team continues to grow as a member of the community, committing more than 4,000 hours of community service through its employees and the distribution of \$10-million over five years to community heroes through the Lightning Foundation and the Vinik family. Along with his wife, Tara, Leiweke serves as an honorary chair at the annual FARA Energy Ball's held in Tampa. The event promotes research and raises awareness for Friedreich's Ataxia (FA), a rare debilitating neuromuscular disease that is caused by a lack of energy production required for human cells to function properly.

Leiweke was previously CEO of the Seattle Seahawks and Vulcan Sports & Entertainment for seven years, also overseeing all aspects of the Portland Trail Blazers and Seattle Sounders FC. He was also president of First & Goal Inc., which operates Qwest Field and Qwest Field Event Center for the state of Washington. Leiweke was recognized for his efforts in 2009 being named a finalist by Street & Smith's Sports Business Journal as the 2009 Sports Executive of Year. Along with that nomination, he was named CEO of the Year by the Puget Sound Business Journal and also CEO of the Year by the Seattle Sports Commission.

In 2005, Qwest Field was named by The Sporting News as the finest venue in the NFL. That year the team won the NFC Championship and advanced to their first Super Bowl. The on-field success also helped spur an unprecedented string of sellouts. His leadership also helped Sounders FC set a MLS record for season ticket sales more than six months before the first home game. Leiweke chaired a 2008-09 United Way campaign that raised more than \$100 million to help fight family homelessness, capped with a climb of Mt. Rainier (14,410 ft) alongside Roger Goodell. Leiweke was instrumental in forming the "Spirit of 12" Partnerships which has raised more than \$1.5 million.

Before joining the Seahawks, Leiweke served as president of the Minnesota Wild and chief operating officer of Minnesota Sports & Entertainment. Under Leiweke's leadership the Sports Fans of America Association, Inc. awarded its 2003 NHL Sports Fan's Quality Award to the Wild as the league's "Fan Friendliest" team. In an ESPN survey conducted in 2003, the team was ranked number one for stadium experience and number two for fan relationships among 123 sports franchises. Leiweke has also held executive positions with the PGA Tour, the NHL's Vancouver Canucks and the NBA's Golden State Warriors.

Leiweke, 53, is a native of St. Louis, Missouri and is married to Tara. The couple has two children, Tyler and Tori, and the family resides on Davis Islands in Tampa.



STEVE GRIGGS

CHIEF OPERATIONS OFFICER

Steve Griggs was named chief operating officer of the Tampa Bay Lightning, Tampa Bay Storm and Tampa Bay Times Forum on August 31, 2010. As chief operating officer, Mr. Griggs oversees the organization's broadcast and community relations, game presentation, and marketing departments; ticket sales and service, suite sales and service, and the sponsorship department, which includes corporate partnerships, service, and activation. He also oversees all concerts and events held at the Times Forum.

During Griggs's first season on the job, the Lightning saw a significant increase in attendance from the previous season, jumping nearly 12 percent from 15,497 per game in 2009-10 to 17,269 in 2010-11. That can be attributed to increases in brand management, increased value, enhanced customer service as well as overall fan

experience. Under Griggs' guidance, the Bolts also saw a significant boost in corporate partnerships as well as higher renewal and activation rates. The Lightning also posted a season ticket renewal rate of more than 90 percent during the summer of 2011 and nearly doubled the previous year's base with the addition of new sales.

Griggs was instrumental in generating the Bolts' "ALL IN" campaign that galvanized the fan base and served as a rallying cry during the 2010-11 season and the team's subsequent trip to within one game of the Stanley Cup Final. He played an integral role in the Tampa Bay Times Forum's \$40 million transformation which enhanced the experiences of fans, season ticket members, and corporate partners. In 2011 ESPN the Magazine named Tampa Bay the No. 2 team of 123 major sports franchises in their "Ultimate Standings", marking the second consecutive year a team with Griggs as an executive had ranked second, after he helped the NBA's Orlando Magic earn the distinction the previous year.

Before coming to Tampa Bay, he spent nearly three years serving as executive vice president of sales and marketing for the Magic. During his time in Orlando, Griggs oversaw the Orlando Magic's corporate partnerships, premium sales and services, season ticket services and operations, brand management, event presentation, and ticket sales departments. Griggs also directed strategic sales and marketing efforts for the new Amway Center, which opened in October 2010.

Griggs was instrumental in growing the Orlando season ticket base to over 14,000, sporting 75 consecutive sellouts and ranking second overall in the ESPN Ultimate Standing. Griggs also established the Champions of the Community partnership program for the team's founding partners of the new Amway Center. He led all digital signage platforms that made the Amway Center one of the most technologically advanced buildings in North America. Griggs re-engineered the Magic brand while introducing a new primary logo, new third jersey and establishing the BeMagic and EnterLegend campaigns.

Prior to joining the Magic, Griggs served for eight years as the vice president of sales and service for the Minnesota Wild of the National Hockey League and its parent company, Minnesota Sports & Entertainment (MSE). At Minnesota, Griggs's responsibilities included overseeing all Minnesota Wild and MSE ticket sales and service, corporate sales and service, suite sales and service, retail operations as well as group and event suite sales. Under his leadership, the club entered its seventh NHL season having sold out every home game in franchise history, posting 284 consecutive sellouts.

Prior to joining the Wild, Griggs served as the vice president of corporate sales and service for Sportsco International, LP and SkyDome. The Aurora, Ontario native also worked for both the NBA's Toronto Raptors (1994-99) and the NHL's Toronto Maple Leafs (1998-99) as the director of ticket sales and service, where he led the sales and relocation efforts from historic Maple Leaf Gardens into Air Canada Centre in Toronto.

Griggs, and his wife, Janell, have a daughter, Madeline, and a son, Jack.



ELMER STRAUB

MEMBER AFL BOARD OF DIRECTORS

Elmer Straub is Vice President, Event Booking for the Tampa Bay Times Forum and sits on the Board of Directors for the Arena Football League. In his role as V.P. of Event Booking, Straub is responsible for filling the 21,500 seat arena on a regular basis. In addition to facilitating scheduling for the 2003 ArenaBowl champion Tampa Bay Storm of the AFL and 2004 Stanley Cup champion Tampa Bay Lightning of the National Hockey League, Straub is credited with maintaining the Times Forum as one of the nation's busiest arenas on an annual basis.

After working for three seasons in Van Andel Arena in his native Grand Rapids, Michigan, Straub joined the staff in Tampa as Event Coordinator in 2000. In that role, he served as the building's lead liaison for events, concerts and family shows, ensuring smooth conversion and event production. Three years later, Straub was elevated to

Director of Event Booking, becoming responsible for driving people into the Tampa Bay Times Forum, which is considered the economic engine of downtown Tampa.

In his current position, Straub maintains business relationships and negotiates contracts with the nation's biggest booking agents, talent managers and promoters including Live Nation, AEG Live, Feld Entertainment, WWE and more, booking the nation's top musical acts, events and family shows into the Times Forum. Straub also directs the internal execution of those contracts, working with the arena's marketing, ticketing, accounting and event services department, ensuring each event's success.

Under his leadership, the arena has earned kudos as one of North America's busiest venues of its size, continually being cited by publications like Billboard, Pollstar and Venues Today for concert and event ticket sales and grosses.

Straub, 41, resides with his wife Amanda and their English Bulldog Russell in Tampa. He graduated from Grand Rapids' Aquinas College in 1994 with a B.A. in Communication, having also played four years of collegiate men's basketball. Straub went on to earn his Masters of Sport Administration from Central Michigan University in 1998.

BILL WICKETT

EXECUTIVE VICE PRESIDENT | COMMUNICATIONS



Executive vice president of communications, Bill Wickett, enters his 14th season with the Tampa Bay Lightning and the Tampa Bay Times Forum. Prior to coming to Tampa, Wickett worked in Detroit, Michigan, where he was director of media relations for the Detroit Pistons of the NBA for six seasons. In his current role, Wickett oversees all communications and community relations efforts and strategies for the Lightning, the Tampa Bay Times Forum and the Tampa Bay Storm of the Arena Football League, including media relations, publications, game operations and broadcasting for the hockey team.

Wickett, 45, began his public relations career as Assistant Director of Athletic Media Relations for the University of Michigan in 1991, where his responsibilities included publications and media relations for the Michigan men's basketball program. The 1989 Michigan graduate worked in his alma mater's athletic department for three seasons before he joined the Pistons in 1993.

While with the Lightning, Wickett also served in a separate capacity as Chairman of the Tampa Bay Sports Commission. He represents the Lightning ownership on the Florida Sports Foundation.

The Detroit native resides in Oldsmar with his wife, Mikki, and their sons, Sean and Jake, and daughter Jane.



DERRICK BROOKS TEAM PRESIDENT

Derrick joined the Tampa Bay Storm as team president in April of 2011. This is his fourth season as President of the Storm. He is responsible for the overall day-to-day operations of the team. Brooks has led the charge to remold the team to fit in with the “world-class” vision of team chairman and owner Jeff Vinik. He has spearheaded the effort of the team to recast itself as the preeminent team of the AFL as the team will enter its 27th season with a new charge – “There Is No Calm”

A long-time fixture in the Tampa Bay community Brook brings a wealth of football experience as well as keen business acumen to the Storm. Recognized for his hard work in the community as much as he is for his hard hits on the football field, Brooks remains one of the most community-minded players in the NFL and has parlayed that

into a lasting impression on the Tampa Bay community. Through his foundation, Derrick Brooks Charities, Inc., Brooks has made it his life's mission to positively impact the lives of youth in the Tampa Bay area and beyond.

The Brooks Bunch program served as the cornerstone of Derrick's community involvement leading the way for the formation of Derrick Brooks Charities, Inc. The Brooks Bunch was founded in 1997, and consisted of youth from the Wilbert Davis, Ybor City, and Brandon Boys & Girls Clubs. As a rookie, Brooks began to visit the Boys & Girls Clubs as a way to encourage and motivate the children to excel in the classroom. During one visit, Brooks realized through conversation with a young girl that the kids at the club had not experienced things that average Americans take for granted. Thus, the idea behind the Brooks Bunch was born.

What started as a day trip on an airplane to Fort Lauderdale has blossomed into a program that incorporates a classroom element, a panel presentation, and behavior and grade assessments, all while leading up to trips around the country and around the globe. Brooks has accompanied his Bunch on seven educational journeys altogether, including a college tour to New York, Chicago, and Tallahassee, and trips to Atlanta, Washington, D.C., and the western United States. In 2000 and 2005, Brooks Bunch members who earned their way traveled with Brooks to South Africa where they visited Johannesburg, Cape Town, Robben Island, and Sabi Sabi safari camp.

In addition to the Brooks Bunch program, Derrick Brooks Charities, Inc., includes annual programs such as the college preparatory program “First and Goal” which prepares first-generation college attendees for their next step in life – post secondary education, something that never looked like a reality to them. The Brooks Bunch Scholarship Program provides Semester Stipends for the students that have successfully completed the First and Goal Program and qualify with program minimums of 12 credit hours and a minimum GPA of 2.5. Derrick's outreach also includes the Rites of Passage Program, a mentoring program for young ladies. Other initiatives include the annual Game Day Ticket Program, Thanksgiving Feeding and Christmas Party.

In August of 2007, Derrick realized one of his lifelong goals with the opening of the Brooks-DeBartolo Collegiate High School, a public charter school sponsored by Hillsborough County Public Schools. There are currently over 250 students enrolled with a three-year goal of reaching a total enrollment of 500. Through a partnership with the DeBartolo family, and a strong board of directors, Derrick was able to oversee the implementation of the only traditional charter high school in the Tampa Bay area. Brooks-DeBartolo's mission is to provide a rigorous and relevant academic environment where both students and teachers achieve excellence through high expectations, collaboration and support.

Brooks has been the recipient of several prestigious awards, including the 2000 Walter Payton/NFL Man of the Year award, the 2003 Bart Starr Award, and the 2004 Bryon “Whizzer” White Award, and the 2008 JB Award through the NFL Players association, all of which recognize an NFL player annually for their commitment to the communities in which they live. In addition, he received the 2013 Arena Football League Commissioner's Award which recognized his efforts in turning the Storm into a model organization for the rest of the league.

From 2003 to 2011, Brooks occupied a seat on the board of trustees of Florida State University, a position to which he was appointed to by former Governor Jeb Bush. Brooks attended FSU where he was a four-year letterman on his way to becoming a First Team All-American, a First Team All-Atlantic Coast Conference selection, and a participant in the

Senior Bowl during his senior season. Brooks graduated from FSU with a Bachelor's degree in business communications before adding his Master's in the same subject in 1999. In 2006, Derrick also received his Doctorate in Humane Letters from St. Leo's University.

Derrick has also joined the boards of the Florida Department of Education Foundation, St. Leo's University and Brooks-DeBartolo Charities, Inc. In 2007 he was appointed by Governor Charlie Christ as the Chairman for the Governor's Council on Physical Fitness, helping to address the issue of childhood obesity in the State of Florida.

In 2009, Derrick expanded his career as a football commentator on First Take for ESPN, and the Morning Drive with Bob Papas on the SIRIUS Satellite Radio NFL Station. He also hosted the Derrick Brooks Radio Show on AM 620 WDAE from 1997 to 2009 and currently he co-hosts the Legends Hour with Steve Duernig, a show they have done since 2009.

Derrick Brooks has long been one of the most respected players in the National Football League. A seasoned veteran of the NFL, Brooks holds the distinction of being the only Buccaneers player to be named to 11 Pro Bowls. He started over 200 consecutive games, at the time, most among active NFL defenders. His ability to run down some of the league's top playmakers led Brooks to become the most prolific tackler in Buccaneers history with over 1,900 career tackles.

The 2002 season ranks as the best of Derrick's career, during which he led Tampa Bay to its first Super Bowl championship, was named AP Defensive Player of the Year and racked up numerous All-Pro and MVP team honors from various sports publications and organizations. Brooks is just the fifth player in NFL history whose career accomplishments include the trifecta of ten consecutive Pro Bowl appearances, AP Defensive Player of the Year honors, and a Super Bowl championship. He was elected to the Pro Football Hall of Fame Class of 2014 on February 1, 2014.

Derrick is married to Carol and has four children, Brianna Monai, Derrick Brooks, Jr., Darius Dewan, and Dania Denice.

AWARDS AND RECOGNITION

IN THE COMMUNITY

- Founder of Derrick Brooks Charities
- Co-founder of Brooks-DeBartolo Collegiate High School
- 2000 Walter Payton NFL Man of the Year Award - honoring a player's volunteer and charity work, as well as his excellence on the field.
- 2003 Bart Starr Award - honoring a player's commitment to serving as a positive role model to his family, teammates, and community.
- 2004 Byron “Whizzer” White Award - honors work in the community as the NFL player who best served his team, community and country in the spirit of Byron “Whizzer” White, who was a Supreme Court justice, professional football player and humanitarian.
- 2008 JB Award through the NFL Players Association
- 2011 Tampa Bay Business Journal Up & Comers Award
- 2013 Great Floridian Award
- 2013 Arena Football League Commissioner's Award

APPOINTMENTS

- Florida State University Board of Trustees (2003-2011)
- Chairman for the Governor's Council on Physical Fitness, State of Florida, 2007
- Served on various boards: Florida Department of Education Foundation, St. Leo University and Brooks-Debartolo Collegiate High School

ON THE FIELD

- Florida State University - four-year letterman, Two-time College Football All-America Team, Three-time All-ACC First-Team, 1993 ACC Defensive Player of the Year
- Tampa Bay Buccaneers - Super Bowl XXXVII winner, 2002 AP Defensive Player of the Year, 11-time Pro Bowl selection, Nine-time All-Pro selection, 2004 Pro Bowl MVP
- Pro Football Hall of Fame Class of 2014



JEFF GOOCH

VICE PRESIDENT | FOOTBALL OPERATIONS

Jeff Gooch enters his fourth season as Vice President of Football operations with the Tampa Bay Storm. He joined the Storm in April of 2011. Gooch is responsible for overseeing the day to day operations of the club, including, but not limited to, managing players and personnel, team finances and budgets, travel plans and football operations staff.

Gooch came to the Storm following a stint with the Jacksonville Jaguars of the NFL as their BLESTO scout. His duties with the Jaguars included scouting college football programs and their athletes across the southeast for draft purposes. Prior to joining the Jaguars scouting personnel, Gooch interned with the Jaguars scouting staff for two seasons.

Gooch played 10 seasons as a linebacker in the National Football League for the Tampa Bay Buccaneers (1996-2001, 2004-05) and Detroit Lions (2002-03). He began his NFL career as an undrafted rookie free agent with the Buccaneers in 1996 and was teammates with Storm President Derrick Brooks and defensive backs coach Donnie Abraham. During his career he recorded 282 tackles, two sacks, and one interception in 137 games. Gooch was named the Yale Lary Award winner as the Detroit Lions special teams MVP in 2002.

Gooch attended Austin Peay University, where he played from 1992-95 and graduated with a degree in business administration. Gooch recently finished work on his master's in business administration with the University of Phoenix. He was born to Georgia and Billy Gooch on October 31, 1974 in Nashville, Tennessee. Jeff attended John Overton H.S. (Nashville, TN) where in addition to playing football, he ran track and field. Gooch and his wife, Tonya, have a son, Dorian (11) and live in the Tampa Bay area.



LAWRENCE SAMUELS

HEAD COACH

19TH AFL SEASON | 18TH WITH THE STORM
1ST AS HEAD COACH

The Tampa Bay Storm and Arena Football League Hall of Famer, Lawrence Samuels, enters his first season as the head coach of the Tampa Bay Storm. This is his 18th season with the Storm and 19th in the Arena Football League. He spent the past two seasons as an assistant coach.

Before joining the Storm coaching staff in 2012, he spent the 2011 season as the wide receivers coach at Central State (Wilberforce, OH) where he was the passing game coordinator and assisted in coaching the special teams units. Prior to that he was the consummate professional and veteran wider receiver with the Tampa Bay Storm where he assisted in the development of new and rookie receivers teaching them how

to break down film and write up scouting reports.

During his tenure as a wide receiver with the Storm he held several high school coaching positions where he instructed high school athletes in the fundamentals of the wide receiver and defensive back positions, as well as assembled weekly scouting reports and film breakdowns.

He also coached for USA football at their numerous summer football camps sponsored by the National Football League. His duties included fundamental and skills teaching at the wide receiver and defensive back positions and tutoring team skills, life skills and leadership.

Samuels served two stints as the wide receiver coach at his alma mater West Alabama, where he learned the intricacies of coaching, coordinating the passing game, mentoring and advising student-athletes, coordinating conditioning programs, recruiting student-athletes and monitoring NCAA academic rules and regulations.

He was the AFL's all-time leading wide receiver prior to the end of his career. He was the first player in AFL history to record 1,000 receptions and the sixth player ever in professional football to reach that milestone. He retired as the Storm all-time leader in receptions (967), receiving yards (11,078), receiving touchdowns (160), points scored (1,076), fumble recoveries (32), forced fumbles (20) and tackles (455.5) and was second in all-purpose yards (11,651) and interceptions (32).

He is one of only two players in the history of the AFL to earn both MVP and Ironman of the Game honors in an Arena Bowl. He was a member of three AFL Championships teams and one of the greatest two-way players to ever play the game of Arena Football. He will be inducted into the Arena Football Hall of Fame during the 2014 season.

He and his wife Kellei live in Wesley Chapel with their two daughters Landry and Wilson.

COACHING CAREER

2014	Head Coach	Tampa Bay Storm (AFL)
2013	Offensive Coordinator	Tampa Bay Storm (AFL)
2012	Assistant Coach Wide Receivers Interim Offensive Coordinator	Tampa Bay Storm (AFL)
2011	Assistant Coach Wide Receivers	Central State University (Div. II)
2009-10	Wide Receivers Defensive Backs Coach	East Lake H.S. (Palm Harbor, FL)
2009	Wide Receivers Coach	USA Football
2005-06	Assistant Coach Wide Receivers	Wharton H.S. (Tampa, FL)
2005-05	Assistant Coach Wide Receivers Defensive Backs	Sickles H.S. (Tampa, FL)
2002-03	Assistant Coach Wide Receivers Lineman	Central H.S. (Brooksville, FL)
1998-00	Assistant Coach Wide Receivers	University of West Alabama (Div. II)
1993-94	Assistant Coach Wide Receivers	University of West Alabama (Div. II)



DAVE WILSON

DIRECTOR OF PLAYER PERSONNEL
3RD AFL SEASON | 3RD WITH THE STORM

Wilson enters his third season with the Tampa Bay Storm. Wilson adds more than 25 years football experience to the Tampa Bay Storm staff, having won championships at several levels including a Division I NCAA National Championship, Division II NCAA National Championship, Florida State High School Championship, a Southeastern Conference Championship and an Atlantic Coast Conference Championship. While serving as the director of player personnel, he also is a coach for Football University and the U.S. Army All-American Bowl.

Prior to joining the Storm he served as the special teams coach and recruiting coordinator for the Georgia Tech Yellow Jackets where he played an instrumental role in the recruitment of such players as Calvin 'Megatron' Johnson and Tashard Choice.

Wilson joined the Yellow Jackets staff after spending five seasons with Jackie Sherrill at Mississippi State where he served as the director of football operations, recruiting coordinator and tight ends coach during his tenure. He also served two one year stints with the Florida State Seminoles under the tutelage of legendary head coach Bobby Bowden.

He also made coaching stops at Nicholls State, where he served as the assistant head coach, and at Troy State from 1983-85 where he was a part of the 1984 Division II National Championship team. Additionally he spent eight years coaching high school football in Pensacola and Fort Walton Beach where he had the opportunity to coach Derrick Brooks, Danny Wuerffel and E.G. Green among many others.

A United States Air Force Vietnam era veteran and native of Atlanta, Georgia, he is married to the former Tammy Groce of Athens, Alabama and the couple has a daughter Holly, son-in-law, Josh and son Austin who is a member of the U.S. Navy, as well as four grandchildren.

COACHING CAREER

2011-Present	Director of Player Personnel	Tampa Bay Storm (AFL)
2010-2011	Head Coach	Elkmont H.S. (Elkmont, AL)
2002-2006	Dir. of Football Operations Sp. Teams Coord. Recruiting Coord.	Georgia Tech (FBS)
1997-2002	Asst. to Head Coach Recruiting Coord. Tight Ends Coach	Mississippi State (FBS)
1996-1997	Recruiting Coordinator	Florida State (FBS)
1994-1996	Head Coach	Pensacola H.S. (Pensacola, FL)
1993-1994	Asst. to Head Coach & Recruiting Coord. Linebacker Coach	Nicholls State (Div. II)
1992-1993	Asst. to Defensive Coordinator & Recruiting Coordinator	Florida State (Div. I)
1990-1992	Defensive Coordinator Linebacker Coach	Ft. Walton Beach H.S. (Fort Walton Beach, FL)
1988-1990	Defensive Coordinator Linebacker & Defensive Backs Coach	B.T. Washington H.S. (Pensacola, FL)
1986-1988	Offensive Coordinator Defensive Coordinator	Woodham H.S. (Pensacola, FL)
1983-1986	WR Coach OLB Coach RB Coach Recruiting Coordinator	Troy State (Div. II)



DOUG KAY

ASSISTANT HEAD COACH
17TH AFL SEASON | 4TH WITH THE STORM

Kay, who has over 50 years of coaching experience, including 17 in the Arena Football League, joins Samuels's coaching staff as an assistant head coach. He began his AFL career in 1993 as the defensive coordinator for the ArenaBowl VII Champion Tampa Bay Storm, returning as the special teams coach in 2002 and defensive backs coach in 2013.

He was with the Columbus Destroyers from 2006-08, where as head coach he led the team to its first and only ArenaBowl appearance. In 1997 he was the defensive coordinator for ArenaBowl XI Champion Arizona Rattlers. During his career in the AFL he has served as either the head coach or defensive coordinator with the Albany Firebirds, Charlotte Rage Carolina Cobras and Los Angeles Avengers.

Firebirds, Charlotte Rage Carolina Cobras and Los Angeles Avengers.

He began his coaching career as a position coach, quarterbacks and defensive backs, at his alma mater Western Illinois in 1960. Kay then spent five seasons as the head coach at Deerfield H.S. (Ill.) prior to returning to the collegiate ranks as the defensive coordinator at Indiana State University for three years. In 1970 Kay was named the head coach at Olivet College (MI). After six seasons he took over the role of offensive coordinator at San Jose State prior to joining UCLA as a defensive assistant coach from 1977-1979.

In 1980, he joined the University of Hawaii as the associate head coach and defensive coordinator for three seasons. He then spent the next four seasons coaching in the USFL with the Boston/New Orleans Breakers, and Tampa Bay Bandits and an additional two seasons in the World League as defensive coordinator with the Raleigh-Durham Skyhawks and head coach with Team Dallas prior to joining the coaching ranks of the AFL.

A native of Chicago, Kay served in the U.S. Army for two years from 1954-56. He received a bachelor's degree in physical education in 1961 from Western Illinois University, where he played both football and baseball. On the gridiron, he played under the tutelage of Lou Saban as a quarterback, tight end and punter. He went on to earn a master's degree in physical education at Indiana State University in 1966.

He and his wife, Dawn, live in the Tampa Bay area and have two children Kimber and Bart.

COACHING CAREER

2014	Assistant Head Coach	Tampa Bay Storm (AFL)
2013	Defensive Assistant	Tampa Bay Storm (AFL)
2006-08	Head Coach	Columbus Destroyers (AFL)
2005	Program Consultant	Gardner-Webb University (FCS)
2003-04	Defensive Coordinator	Los Angeles Avengers (AFL)
2002	Special Team Coordinator	Tampa Bay Storm (AFL)
2000-01	Head Coach	Carolina Cobras (AFL)
1996-99	Defensive Coordinator	Arizona Rattlers (AFL)
1995	Head Coach	Charlotte Rage (AFL)
1994	Defensive Coordinator	Albany Firebirds (AFL)
1993	Defensive Coordinator	Tampa Bay Storm (AFL)
1992	Senior Football Advisor	Kajima Corporation
1992	Head Coach	Team Dallas (WLAF)
1991	Head Coach	Raleigh-Durham Skyhawks (WLAF)
1985-86	Secondary Coach	Tampa Bay Bandits (USFL)
1983-84	Defensive Coordinator	Boston/New Orleans Breakers (USFL)

DOUG KAY COACHING CAREER (CONT.)

1980-82	Associate Head Coach Defensive Coordinator	University of Hawaii (FBS)
1977-79	Linebacker Defensive Line Coach	UCLA (FBS)
1976	Offensive Coordinator	San Jose State University (FBS)
1970-75	Head Coach	Olivet College (DIII)
1967-69	Defensive Coordinator	Indiana State University (FCS)
1961-66	Head Coach	Deerfield H.S. (Deerfield, IL)
1960	Quarterback Wide Receiver Coach	Western Illinois (FCS)



CHRIS HOVAN DEFENSIVE COORDINATOR 2ND AFL SEASON | 2ND WITH THE STORM

Hovan enters his second season with the Tampa Bay Storm as the team's defensive coordinator. He joined the team last season as its defensive line coach. Prior to joining the Storm he spent two years at the University of South Florida where he was a member of the Strength and Conditioning Staff for the athletic program.

He began as an intern on the staff in 2011 working directly with the football program and assisted with 14 other sports as well. In 2012 he was promoted to Assistant Strength and Conditioning coach working specifically with the football program.

An 11-year veteran of the National Football League, Hovan began his career as a first-round draft pick (25th overall) for the Minnesota Vikings. After five seasons with the Vikings, during which time he was a consensus All-Rookie pick (2000) and earned All-Pro honors (2002), he signed a free-agent contract that would bring him to the Tampa Bay area to play with the Buccaneers.

In his first season with the Buccaneers (2005), the defense finished as top unit in the NFL. He would spend five seasons with Tampa Bay prior to joining the St. Louis Rams. A back injury derailed him for the 2010 season, his 11th in the NFL, and he was placed on injured reserve during training camp for the remainder of the season.

For his career, Hovan appeared in 156 games and started 149 of them. He finished his career with 362 tackles, 22 sacks, 14 pass breakups and two forced fumbles.

A native of Rocky River, OH, Hovan prepped at St. Ignatius H.S. (Cleveland, OH) where he was a star football and lacrosse player, earning state and national recognition in each sport. He went on to receive a bachelor's degree in business from Boston College where earned All-America honors and was a semi-finalist for the Lombardi Award his senior season. Hovan was the first player in school history to earn All-Big East honors three times. He started 43-of-45 games while at BC and still ranks third all-time in career sacks (20.5) and tackles for a loss (43). While still playing in the NFL, he participated in the Kellogg School of Business at Northwestern.

He and his wife, Jaimi, live in the Tampa Bay area with their four children and remain active members in the Tampa Bay community.

COACHING CAREER

2014	Defensive Coordinator	Tampa Bay Storm (AFL)
2013	Defensive Line Coach	Tampa Bay Storm (AFL)
2012	Assistant Strength and Conditioning Coach	University of South Florida (BCS)
2011	Intern Strength and Conditioning Coach	University of South Florida (BCS)



DOUG MILLER OFFENSIVE COORDINATOR 12TH AFL SEASON | 1ST WITH THE STORM

Miller enters his first season with the Storm as the team's offensive coordinator. He joins the team after spending the past two seasons with the New Orleans VooDoo coaching staff. Miller began his coaching career with the Orlando Predators in 2010. Miller also served as the assistant defensive line coach for the Florida Tuskers of the UFL in 2011.

As 12-year veteran of the AFL, Miller played for the Orlando Predators for seven years and was a two-time All-Ironman Team selection. He finished his career with 75.5 tackles and 9.5 sacks. He helped lead Orlando to a playoff appearance all seven years of play including an appearance in ArenaBowl XX.

A Tampa, FL native, Miller began his professional career in the National Football League with the Atlanta Falcons. He also played a season with the Scottish Claymores (NFL Europe) and the Montreal Alouettes of the Canadian Football League. Miller played collegiately at Howard University and was a four-year letter winner and two-year starter on the defensive line.

COACHING CAREER

2014	Offensive Coordinator	Tampa Bay Storm (AFL)
2012-13	Assistant Head Coach	New Orleans VooDoo (AFL)
2011	Defensive Line Coach	Florida Tuskers (UFL)
2010-11	Assistant Coach	Orlando Predators (AFL)



BEN SHOTTEN

MEDIA RELATIONS COORDINATOR

Ben Shotten enters his third season with the Tampa Bay Storm. His responsibilities include public, media and community relations as well as production of the Storm media guide, game day programs, game notes and media packets. He is also the primary contact for player and coach interviews.

The Commack, New York native, served as an intern and media relations assistant with the Storm in 2012 where his duties included game day preparation, assisting in the preparation of game notes, drafting press releases, creating and editing original content, and other various duties.

Prior to joining the Storm, Shotten was an attorney with a law firm in Lansing, Michigan, and practiced in several areas of the law.

Shotten graduated from the State University of New York at Albany and received a Juris Doctor degree from Thomas M. Cooley Law School. He also holds a Master of Sport Administration from Canisius College. Shotten is a member of the State Bar of Michigan, and licensed to practice in the U.S. District Court for the Eastern and Western Districts of Michigan. He lives in Riverview.

KINDRA EBANKS

PUBLIC RELATIONS ASSISTANT



Kindra, a Tampa native, has been involved with cheerleading and dance for more than 20 years. The majority of her dance experience comes from many years of technical training, competing and performing with a local studio. Growing up in Tampa, Kindra's desire to continue performing during college led her to the Tampa Bay Storm. Starting in 1998 she spent three seasons as a Storm Cheerleader, also serving as captain. Kindra took over the Director position in the championship year of 2003.

While Directing the Storm Cheerleaders, Kindra was selected by the AFL to be Co-Director and Choreographer for the ArenaBowl XVII All-Star Dancers in 2004 and also for the Aaron's AFL Dream Team at ArenaBowl XIX in 2005.

From 2002-2006 Kindra served as the assistant coach for the nationally ranked University of South Florida dance team, the SunDolls.

Kindra continues to share her knowledge and love of the sport by judging auditions for local teams as well as speaking to coaches at seminars around the bay area.



CHRIS RAMENDA

FOOTBALL OPERATIONS ASSISTANT

Chris Ramenda enters his third season with the Tampa Bay Storm. This is his first season as Football Operations Manager. His responsibilities include assisting VP of Football Operations, Jeff Gooch, assisting in player personnel, gameday operations, setting up and filming practice, and editing game film.

Prior to joining the Storm, Ramenda worked in football operations for the Tampa Bay Buccaneers, the University of South Florida Bulls, and the San Jose SaberCats. His experience in the Arena Football League began with the SaberCats in the 2008 season. That year, working in player personnel, scouting, and assisting in player development, he helped San Jose win the Western Conference Championship, reaching Arena Bowl XXII.

Ramenda graduated from the University of Florida in 2007 with a Bachelor's degree in Sport Management, where he was a member of the Fellowship of Christian Athletes.

BRYANNA REVEIZ

ADMINISTRATIVE COORDINATOR



Bryanna enters her first season with the Tampa Bay Storm. She will assist Derrick Brooks and Jeff Gooch with daily administrative functions of football operations.

Bryanna grew up in Knoxville, TN and graduated from the University of Tennessee in May of 2013 with a Bachelor's degree in Sports Management

Prior to joining the Storm, Bryanna worked throughout college with the University of Tennessee as a Football Operations Student Assistant, interned with Team Operations for the Tampa Bay Buccaneers, and worked Training Camp for the Minnesota Vikings and the Tampa Bay Buccaneers.

Growing up in a football family, Bryanna has been involved in sports her whole life. In her spare time she enjoys working out and playing/coaching volleyball.



PAUL BRACE HEAD EQUIPMENT MANAGER

Brace enters his first season with the Tampa Bay Storm as the Head Equipment Manager. He oversees and maintains all players' equipment for practices and games, ordering and inventory of coach and player apparel and equipment, daily practice and game laundry duties, and coordinating transportation and setup of team's equipment for home and away games.

Before joining the Storm staff Brace worked for the Lakeland Flying Tigers, the minor league affiliate of the Detroit Tigers. Brace spent two full seasons in Lakeland as the team's Club House Manager.

The Tampa, Florida native is a longtime fan of the Storm and was a fixture on the sidelines growing up as a child. He lives in Brandon, FL.



DR. JONATHAN PHILLIPS MEDICAL DIRECTOR

Dr. Jonathan Phillips is the official team physician for the Tampa Bay Storm. He is a fellowship trained primary care sports medicine physician. He has taken care of the Tampa Bay storm in the past as well as USF athletics including football, soccer and basketball.

Dr. Phillips has also staffed events such as the 70.3-triathlon world championships, and the East-West College Football All-Star shrine game.

Dr. Phillips completed his residency in Latrobe, Pennsylvania in family medicine and also completed a sports medicine fellowship at the University of South Florida in Tampa.

LEIGH BAKER HEAD ATHLETIC TRAINER

Leigh enters his second season with the Storm as Head Athletic Trainer. His responsibilities include: providing athletic training services to the team under the supervision of the team physician, keeping record of all injuries and treatments, as well as acting as a liaison between the team physician, front office personnel, coaches, and athletes.

He also works with the Florida Hospital Wesley Chapel assisting in outpatient rehabilitation.

Prior to joining the Storm, Leigh provided extra coverage for Tampa Preparatory School, was the athletic trainer for Mitchell High School football (Trinity, FL), and spent two years as a graduate assistant athletic trainer at Saint Leo University.

Leigh graduated from the University of South Florida Class of 2009 with a B.S. degree in Athletic Training. A native of Wesley Chapel, FL, Leigh currently resides in Dade City, FL with his wife and 3 dogs.



DR. SUSAN WELSH TEAM CHIROPRACTOR

Dr Welsh has been with the Storm since the team's first season in Tampa Bay at the Thunderdome to the team's current location at the Forum. She is the team Chiropractor for the University of South Florida's Athletic Teams since 1982. She is also a clinical instructor for USF and has an office in the Morsani Center for Advanced Healthcare on campus as well as an office in Carrollwood.

She remains involved with the Community on the SWFWMD Basin Board, Leadership Tampa Bay, and as a Trustee for Fairleigh Dickinson University in New Jersey.

Dr. Welsh and her husband Tom Martin, a former wide receiver for the Philadelphia Eagles resides in Odessa.





DAREK SHARP

STORM COLOR COMMENTARY
4TH SEASON WITH STORM

This is Darek's third season on the Storm radio broadcast team. He has been a member of the Tampa Bay sports radio scene since 1988 when he began working at WPLA-AM, which would in 1990 turn into Tampa's first all-sports station, WFNS. While at WFNS, he worked as a producer for Steve Duemig and directed the Tampa Bay Lightning broadcasts, duties he continued doing after WFNS was sold and the Sports Animal-WDAE was born in 1997.

In 2001 he became the morning Sports Attack man for the top sports radio station in the Tampa Bay market, WDAE, delivering the updates every morning. Currently he is the producer of the Ron & Ian show weekly from 9 AM until 12 PM and he also covers high

school sports for the leading newspaper in Florida the Tampa Bay Times.

JACK HARRIS

STORM RADIO PLAY-BY-PLAY | 18TH WITH STORM

Jack is the most popular and recognized media personality in Tampa Bay. Currently he co-hosts A.M. Tampa Bay, on 970 WFLA, often the highest rated morning show in Tampa Bay. He came to the Tampa Bay area in 1970 and was on the original broadcast team for the Tampa Bay Buccaneers (NFL). Jack went on to join the broadcast teams for the Tampa Bay Bandits (USFL) and the University of South Florida Bulls basketball team as well as the professional soccer team Tampa Bay Rowdies. Jack first called a Storm game in 1991, including when the Storm beat the Marcum-led Detroit Drive for its first championship. He also called the Storm in 1993 and has been a permanent fixture in the radio booth since his return in 1997.

He has been the voice of The Jerry Lewis Telethon, Gasparilla and Festival of States Parade coverage. Jack hosted The Buccaneers Coach's Show for five seasons during which time he asked then Buccaneer Head Coach John McKay about the team's execution after a particular game, and McKay famously replied, "I think executing them is a good idea." He has also been a part of numerous other shows including the Noon Show and Pulse Plus on Channel 13; hosted "Harris Live" at weekdays on WFLA-TV Channel 8; was a restaurant reviewer on Baynews 9 and did a commentary on ABC Action News Channel 28. Additionally he has been the voice of the Outback Bowl for the past 27 years.

Born and reared in a small town in West Virginia Jack graduated Valedictorian of Logan High School prior to attending Davidson College. He went on to graduate from West Virginia University with a B.A. in History and then served two years as an officer in the U.S. Army. He and his wife Joy have one son Jackson.



JASON DIXON

STORM RADIO ANALYST | 17TH SEASON WITH STORM

Jason Dixon has been a member of the Storm radio team since 1997 and currently fills in for Jack and Darek when needed while continuing to contribute to www.tampabaystorm.com. During his time with the Storm he has called three ArenaBowls.

Jason began his career in the Tampa Bay market in 1989. He has worked at 970 WFLA, 93.3 WFLZ and "The Sports Animal" 620 WDAE. He spent eight years as The Senior Director of Broadcasting and Programming for the Storm and Tampa Bay Lightning. Dixon left the Tampa Bay Storm and Lightning on a full-time basis in 2008 when he was named Program Director of WJXL (1010 XL) in Jacksonville. Most recently he served as the Sports Radio Program Director and Operations Manager for the Capitol Broadcasting Company in Raleigh, NC. He currently serves as the Sports Program Director for Detroit Sports 105.1 of Greater Media Detroit.

TAMPA BAY STORM

PLAYERS

ALPHABETICAL ROSTER

35 MAN ROSTER

NO.	POS.	First Name	Last Name	HGT	WGT	EXP	DOB	College
56	DL	Rodney	Beamon	6.2	285	1	5.23.87	Tennessee-Chattanooga
	WR	Landon	Cox	6.3	220	1	8.19.90	Northern Illinois
21	DB	Jean	Fanor	6.1	205	R	6.17.89	Bethune-Cookman
	WR	Tyrece	Gaines	6.3	220	R	3.16.87	Oregon
	QB	Stephen	Garcia	6.3	230	R	2.15.88	South Carolina
	DL	Uriah	Grant	6.1	295	R	3.22.89	Mississippi
31	DB	James	Harrell	5.10	195	1	10.7.89	Arkansas-Pine Bluff
	OL	Mario	Henderson	6.7	330	R	10.29.84	Florida State
2	WR	Joe	Hills	6.5	215	1	10.2.87	Tennessee State
	WR	Justin	Hilton	6.1	195	1	12.8.88	Indiana State
8	QB	Randy	Hippeard	6.3	205	1	12.6.85	UVA - Wise
11	WR	Amarri	Jackson	6.5	215	3	5.17.85	South Florida
	OL	Carl	Johnson	6.5	255	R	9.3.87	Florida
	DL	Josh	Julmiste	6.6	275	R	2.13.85	South Florida
	DL	Jammie	Kirlew	6.2	260	R	5.12.87	Indiana
10	WR/KR	Michael	Lindsey	6.1	200	2	7.10.87	N.W. Mississippi C.C.
	K	Carlos	Lopez	5.10	200	R	12.12.89	Middle Tennessee
68	OL	Alfred	McCullough	6.2	330	R	7.16.89	Alabama
	OL	Raymond	McNeil	6.2	315	4	10.14.84	Fort Valley State
	DB	Travaun	Nixon	6.0	205	R	11.20.90	UTEP
4	DB	Chris	Smith	5.10	186	R	6.23.87	Northern Illinois
	WR	Samuel	Tranks	6.0	185	R	12.14.86	Seton Hill (PA)
	DB	Isiah	Wiley	6.0	184	R	5.24.90	Belhaven
	DB	Jerrell	Young	6.1	205	R	9.24.87	South Florida

RESERVE LIST

	DL	Richard	Clebert	6.0	300	3	11.15.85	South Florida
44	OL	Terence	Crosby	6.2	315	2	12.10.86	Catawba
9	WR	Chris C.	Davis	5.10	190	R	1.23.84	Florida State
14	DB	De'Audra	Dix	5.10	180	R	3.3.84	John C. Smith University (NC)
82	WR	Greg	Ellingson	6.4	200	1	12.30.88	Florida International
	OL	Jermarcus	Hardrick	6.6	320	1	5.30.90	Nebraska
5	QB	Adrian	McPherson	6.3	220	3	5.8.83	Florida State
67	C	Brad	Serini	6.3	315	1	8.12.89	Florida International

COACHING STAFF

Head Coach: Lawrence Samuels
 Assistant Head Coach: Doug Kay
 Defensive Coordinator: Chris Hovan
 Offensive Coordinator: Doug Miller

NUMERICAL ROSTER

35 MAN ROSTER

NO.	POS.	First Name	Last Name	HGT	WGT	EXP	DOB	College
2	WR	Joe	Hills	6.5	215	R	10.2.87	Tennessee State
4	DB	Chris	Smith	5.10	186	R	6.23.87	Northern Illinois
8	QB	Randy	Hippeard	6.3	205	1	12.6.85	UVA - Wise
10	WR/KR	Michael	Lindsey	6.1	200	2	7.10.87	N.W. Mississippi C.C.
11	WR	Amarri	Jackson	6.5	215	3	5.17.85	South Florida
21	DB	Jean	Fanor	6.1	205	R	6.17.89	Bethune-Cookman
31	DB	James	Harrell	5.10	195	1	10.7.89	Arkansas-Pine Bluff
56	DL	Rodney	Beamon	6.2	285	1	5.23.87	Tennessee-Chattanooga
68	OL	Alfred	McCullough	6.2	330	R	7.16.89	Alabama
	WR	Landon	Cox	6.3	220	1	8.19.90	Northern Illinois
	QB	Stephen	Garcia	6.3	230	R	2.15.88	South Carolina
	WR	Tyrece	Gaines	6.3	220	R	3.16.87	Oregon
	DL	Uriah	Grant	6.1	295	R	3.22.89	Mississippi
	OL	Mario	Henderson	6.7	330	R	10.29.84	Florida State
	WR	Justin	Hilton	6.1	195	1	12.8.88	Indiana State
	OL	Carl	Johnson	6.5	255	R	9.3.87	Florida
	DL	Josh	Julmiste	6.6	275	R	2.13.85	South Florida
	DL	Jammie	Kirlew	6.2	260	R	5.12.87	Indiana
	K	Carlos	Lopez	5.10	200	R	12.12.89	Middle Tennessee
	OL	Raymond	McNeil	6.2	315	4	10.14.84	Fort Valley State
	DB	Travaun	Nixon	6.0	205	R	11.20.90	UTEP
	WR	Samuel	Tranks	6.0	185	R	12.14.86	Seton Hill (PA)
	DB	Isiah	Wiley	6.0	184	R	5.24.90	Belhaven
	DB	Jerrell	Young	6.1	205	R	9.24.87	South Florida

RESERVE LIST

5	QB	Adrian	McPherson	6.3	220	3	5.8.83	Florida State
9	WR	Chris C.	Davis	5.10	190	R	1.23.84	Florida State
14	DB	De'Audra	Dix	5.10	180	R	3.3.84	John C. Smith University (NC)
44	OL	Terence	Crosby	6.2	315	2	12.10.86	Catawba
67	C	Brad	Serini	6.3	315	1	8.12.89	Florida International
82	WR	Greg	Ellingson	6.4	200	1	12.30.88	Florida International
	DL	Richard	Clebert	6.0	300	3	11.15.85	South Florida
	OL	Jermarcus	Hardrick	6.6	320	1	5.30.90	Nebraska

COACHING STAFF

Head Coach: Lawrence Samuels
 Assistant Head Coach: Doug Kay
 Defensive Coordinator: Chris Hovan
 Offensive Coordinator: Doug Miller



RODNEY BEAMON

 #56

POS: DL
Height: 6'2
Weight: 285
Date of Birth: 5/23/1987
Experience: 1
Acquired: 3/1/2013
College: Tennessee-Chattanooga
Hometown: Torrance, CA

CAREER HIGHLIGHTS: Assigned to the Storm on March 1, 2013.

2013 HIGHLIGHTS: GP/GS – 16/15...Recorded his first career sack, 4/6 at UTA...Earned NET10 Wireless Hit of The game 5/4 versus the New Orleans VooDoo...Has a tackle for a loss in five consecutive games...Earned the JLS Playmaker of The Game honors for his performance versus the Chicago Rush, 6/22, having played on the offensive and defensive line for the entirety of the game...3/23 vs. JAX: Started at DE...Tallied one tackle and a fumble recovery...3/30 vs CLE: Inactive...4/6 at UTA: Started at DE...Tallied two tackles including a sack for a loss of four yards...4/12 vs. SAT: Saw time at DE...Had three tackles including a half tackle for a loss of a yard...4/20 at ORL: Started at MLB...Had two tackles including a half tackle for a loss...4/27 at SPO: Started at MLB...Tallied two tackles, including a sack for a loss of 10 yards...Hauled in his first interception...5/4 vs NOV: Started at MLB...Tallied five tackles including a tackle for a loss of two yards...Had a pass breakup...5/11 at SJS: Started at MLB...5/18 at PIT: Started at MLB...Tallied a sack for a loss of five yards...5/25 vs PHI: Started at MLB...6/1 at IOW: Started at MLB...6/8 vs. ORL: Started at MLB...Tallied two tackles...6/15 at NOV: Started at MLB...Had 2.5 tackles...6/22 vs. CHI: Started at MLB...Recorded three tackles including a tackle for a loss of one yard...Played both offense and defense for the entirety of the game...7/6 vs. SPD: Started at MLB...Had a tackle...7/13 at SAT: Started at MLB...7/20 vs. PIT: Started at MLB...Recorded two tackles including a sack for a loss of a yard and a safety...7/27 at JAX: Inactive...PLAYOFFS: 8/3 at JAX: Started at MLB...Recorded 2.5 tackles including a sack for six yards.

OTHER PROFESSIONAL EXPERIENCE: Spent time with the Chattanooga Steam (DSFL), Louisiana Swashbucklers (PIFL), and Rome Rampage (UIFL)...Was the Swashbucklers Defensive Lineman of The Year.

COLLEGE INFORMATION: Began his collegiate career at Chaffey Community College before transferring to Tennessee-Chattanooga...TENNESSEE-CHATTANOOGA: 2008 (Senior): Played in 12 games for the Mocs...He tallied 38 tackles, including six tackles for a loss of 18 yards...Had four sacks for 15 yards, a pass breakup, two fumble recoveries, and a forced fumble...2007 (Junior): Saw a backup role in 11 games on the defensive line...Compiled 18 tackles, a sack and two tackles for a loss...CHAFFEY COMMUNITY COLLEGE: 2006 (Sophomore) and 2005 (Freshman): Played two seasons with the Panthers...Compiled 10 sacks, including 20 tackles for a loss of yardage.

PERSONAL INFORMATION: Born May 23, 1987...Prepped at Valley View High School (Moreno Valley, CA)...Named Second Team All-America...Son of Delania Willis and Tyrone Beamon...Has one brother and one sister.

TRANSACTIONS


3/1/13: Assigned to the Tampa Bay Storm
 2010-2011: Played for the Louisiana Swashbucklers (PIFL)
 2011: Played for the Rome Rampage (UIFL)
 2009-11: Signed with the Chattanooga Steam (DSFL)

CAREER AFL STATISTICS

DEFENSE

SEASON	UT	A	TT	TFL-YDS	SACK-YDS	INT-YDS	PBU	FF	FR-YDS	TD	QH	BLK	G-S
2013	21	10	26.0	7.0-26	4.0-20	1-0	1	0	1-0	0	5	0	16-15

*2013 Playoffs: Recorded 2.5 tackles including a sack for six yards.



JOHN BROWN



POS: DL
Height: 6'1
Weight: 285
Date of Birth: 06/26/88
Experience: R
Acquired: 2/17/14
College: Valdosta State
Hometown: Lakeland, FL

CAREER HIGHLIGHTS: Assigned to the Storm late in the 2013 season...Assigned to the Storm on February 17, 2014.

COLLEGE INFORMATION: Played at Northeast Mississippi Community College before settling in at Valdosta State...Valdosta State: 2010: Started in 6-of-11 games for the Blazers...Recorded 22 tackles, two sacks, and a blocked kick...Northeast Mississippi Community College: Recorded 80 tackles and 3.5 sacks with NMCC.

PERSONAL INFORMATION: Born June 26, 1988...A native of Lakeland, FL...Prepped at Lakeland High School (Lakeland, FL)...Finished his senior year with 94 tackles and 11.5 sacks...Rated the No. 3 defensive tackle by ESPN...Rated a five-star prospect by Scout.com his senior season...Led Lakeland High School to 45 straight victories and three Class 5A State Championships.



RICHARD CLEBERT



POS: DL
Height: 6'0
Weight: 300
Date of Birth: 11/15/85

Experience: 3
Acquired: 9/30/13
College: South Florida
Hometown: Miami, FL

CAREER HIGHLIGHTS: A two-time ArenaBowl Champion having won with the Spokane Shock (2010) and Jacksonville Sharks (2011)...Assigned to the Storm, 9/30/13.

2012 HIGHLIGHTS: Started in 11-of-12 games for the Orlando Predators...3/9 vs. PIT: Did not play...3/22 at CHI: Started at DE...Tallied three tackles including a half tackle for a loss...3/29 vs. SAT: Saw action on the defensive line...4/8 at CLE: Did not play...4/14 at PIT: Started on the defensive line...Recorded three tackles including a tackle for a loss of 2 yards...4/20 vs. GEO: Started on the DL...Had a tackle and a pass breakup...4/28 vs. PHI: Started on the DL...Recorded a half tackle...5/5 at TAM: Started on the DL...Tallied a tackle...5/18 at NOV: Started on the DL...5/25 vs. JAX: Started at DE...Tallied 1.5 tackles including a tackle

for a loss...Had a blocked kick...6/2 at PHI: Started at DE...Recorded a tackle...6/8 at SJS: Started at NG...Recorded a sack for a loss of six yards...6/15 vs. TAM: Started on the defensive line...6/22 vs. NOV: Started at DE...Recorded a tackle...7/1 at GEO: Started at DE...7/3: Placed on injured reserve...7/6 vs. CLE: Injured reserve...7/14 at JAX: Injured reserve...7/22 vs. MKE: Injured reserve.

2011: Began the 2011 season with the Tampa Bay Storm...TAMPA BAY STORM HIGHLIGHTS: Started in 3-of-4 games for the Storm...3/11 at NOV: Started at NG...Recorded a sack for a loss of two yards...3/17 at UTA: Started at NG...Recorded a tackle...3/27 vs. CLE: Started at NG...Tallied 1.5 tackles including a tackle for a loss of one yard...4/1 vs. JAX: Did not play...4/15 at PHI: Did not play...4/23 vs. DAL: Did not play...4/30 at MKE: Did not play...5/6 at ORL: Saw time on the defensive line...5/10: Placed on recallable reassignment...JACKSONVILLE SHARKS HIGHLIGHTS: 6/11 at ORL: Saw action on the DL...Recorded a tackle...6/18 vs. MKE: Saw action on the DL...Tallied a tackle...6/25 vs. TAM: Saw action on the DL...Recorded a half tackle and a pass breakup...7/1 at SJS: Saw action on the DL...Had a half tackle and a blocked kick...7/9 vs. DAL: Saw time on the DL...Recorded 1.5 tackles for a loss including a sack for a loss of five yards...Also had a fumble recovery...7/15 at KCC: Saw action on DL...Had a blocked kick...7/22 vs. SPO: Recorded 1.5 tackles including a sack for a loss of four yards...PLAYOFFS: 7/29 vs. ORL: Saw action on the DL...Recorded 1.5 tackles...8/8 vs. GEO: Saw action on the DL...Tallied two tackles including a sack for a loss of three yards...8/12 at ARI: Saw action on the DL...Recorded a tackle.

2010: Played in 15 games for the Spokane Shock...4/2 vs. MKE: Saw action on the DL...Recorded a tackle...4/9 at UTA: Saw action on the DL...Tallied 1.5 tackles including a sack for a loss of six yards...4/17 vs. BSB: Saw action on DL...Recorded 1.5 tackles...5/1 vs. CLE: Did not play...5/7 at ARI: Did not play...5/16 at OKC: Saw action on the DL...Recorded a tackle...5/22 vs. UTA: Saw action on the DL...Recorded 1.5 sacks and a fumble recovery...5/29 vs. JAX: Saw action on the DL...6/12 at ORL: Did not play...6/18 vs. TUL: Did not play...6/26 vs. MKE: Saw action on the DL...Recorded a tackle...7/2 vs. ARI: Did not play...7/10 at CLE: Saw action on the DL...Recorded a half tackle...7/16 at IOW: Saw action on the DL...Recorded a tackle...7/23 vs. CHI: Saw action on the DL...Tallied a half tackle...7/30 at JAX: Saw action on the DL...Had a half tackle...PLAYOFFS: 8/6 vs. ARI: Did not play...8/12 vs. MKE: Started at DE...Recorded 1.5 tackles including a sack for a loss of four yards...8/20 vs. TAM: Saw action on the DL...Had a fumble return for 31 yards.

OTHER PROFESSIONAL EXPERIENCE: Spent part of the 2009 season with the New York Sentinels (UFL)...Was a member of the Orlando Predators in 2012...Spent time with the Tampa Bay Buccaneers (NFL) in 2013.

COLLEGE INFORMATION: Played four seasons at South Florida...Started in 28-of-38 games for the Bulls...2007 (Senior): Started in 11-of-13 games...Tallied 32 tackles and nine tackles for a loss including three sacks...Blocked a field goal versus Elon and recovered a safety versus Central Florida...2006 (Junior): Started in 10-of-13 games...Recorded 14 tackles and two tackles for a loss including a sack...Had a sack and a fumble recovery in a game against Florida International...2005 (Sophomore): Started in 7-of-12 games...Tallied 16 tackles and 3.5 tackles for a loss...Forced a fumble at Rutgers...2004 (Freshman): Played in three games...Recorded four tackles including two for a loss.

PERSONAL INFORMATION: Prepped at Edison High School (Miami, FL)...Ranked as the 14th best player overall in Dade County by the Miami Herald...Was a Class 5A second team All-State selection...Earned Second Team All-Dade County honors by the Miami Herald...Played in the Florida-California All-Star Game. Bench pressed 225lbs 51 times, a USF record. Earned USF record for benching 570lbs.

CAREER AFL STATISTICS

SEASON	GP	-----Tackles-----			TFL/Yds	-Sacks-		----Pass Def-----		-Fumbles-		Bldk	
		Solo	Ast	Total		No-Yds	Int-Yds	BrUp	QBH	Rcv-Yds	FF	Kick	Saf
2010*	15	8	11	13.5	3.5-17	3.5-17	.	.	.	2-31	1	.	.
2011 (TAM)	4	3	1	3.5	2.0-3	1
2011 (JAX)*	10	6	9	10.5	4.0-13	3.0-12	.	.	1	1-0	.	2	1
2012	12	8	10	13.0	4.0-11	1.0-6	.	1	.	.	.	1	.
Career:	41	25	31	40.5	13.5-44	8.5-37	.	1	1	3-31	1	3	2

*Includes Playoffs



TERENCE CROSBY



POS: OL
Height: 6-2
Weight: 315
Date of Birth: 12/10/86

Experience: 3
Acquired: 3/13/12
College: Catawba (NC)
Hometown: Winstom-Salem, NC

CAREER HIGHLIGHTS: Returns for his second season with the Storm and third in the AFL...Spent the 2011 season, and part of the 2012 season with the Iowa Barnstormers.

2013 HIGHLIGHTS: GP/GS - 3/3...Scored his first touchdowns (3) of the season, 4/6 at UTA...3/23 vs. JAX: Started at FB...Rushed four times for eight yards...3/30 vs. CLE: Started at FB...Rushed twice for four yards...4/6 at UTA: Started at FB...Rushed five times for twelve yards and three touchdowns...4/12 vs. SAT: Inactive...4/20 at ORL: Injured reserve...4/27 at SPO: Injured reserve...5/4 vs. NOV: Injured reserve...5/10 at SJS: Injured reserve...5/18 at PIT: Injured reserve...5/25 vs. PHI: Injured reserve...6/1 at IOW: Injured reserve...6/8 vs. ORL: Injured reserve...6/15 at NOV: Injured reserve...6/22 vs. CHI: Injured reserve...7/6 vs. SPO: Injured reserve...7/13 at SAT: Injured reserve...7/20 vs. PIT: Injured reserve...7/27 at JAX: Injured reserve...PLAYOFFS: 8/3 at JAX: Injured Reserve.

2012 HIGHLIGHTS: GP/GS - 11/8... Had a multi-touchdown game 6/2 at Jacksonville, rushing three times for two touchdowns...3/10 at Chicago: Not on roster...3/16 vs. GEO: Saw action on special teams...3/30 vs. JAX: Inactive...4/6 at NOV: Inactive...4/13 vs. CLE: Saw time at the FB position catching a pass for 4 yards...4/20 at PHI: Started at FB, allowed a sack...4/30 vs. KCC: Inactive...5/4: Reassigned...5/26 vs. MKE: Started at FB, rushed once for a gain of a yard, allowed one sack...6/2 at JAX: Started at FB, rushed three times for three yards and 2 touchdowns...6/15 at ORL: Started at FB...6/23 vs. SAT: Started at NG...6/29 vs. PHI: Started at NG, also saw time on offense with one reception for 12 yards...7/7 at PIT: Started at FB, rushed twice for seven yards and recorded a tackle on defense...7/14 vs. NOV: Started at FB, rushed 3 times for 14 yards and a touchdown...7/21 at SPO: Started at FB, rushed once for a loss of three yards...Recorded a tackle.

2011 IOWA BARNSTORMERS HIGHLIGHTS: Played in 9 games for the Iowa Barnstormers...Recorded a pass breakup on defense, and rushed one time for 3 yards.

COLLEGE INFORMATION: Played for Catawba from 2006 - 2009...Started in 33 games at the offensive guard position...Named to the All-South Atlantic Conference First Team in his final three seasons playing for the Indians...Named to the Daktronics All-Super Region 2 Football Team in 2009...Invited to play in the 2009 Cactus Bowl and the 2009 East Coast All-Star Bowl...Selected to the 2008 AP Little All-America Second Team.

PERSONAL INFORMATION: A native of Kernersville, NC where he was a standout athlete at Glenn High School (Kernersville, NC).

TRANSACTIONS:

3/13/2012: Assigned to the Tampa Bay Storm
 2011: Assigned to the Iowa Barnstormers

CAREER AFL STATISTICS

SEASON	GP	Att.	Yds	TD
2011	9	1	3	0
2012	11	11	24	3
2013	3	11	24	3
Career	23	23	51	6
Game Highs:	.	5	14	3
Season Highs:	11	11	24	3

*2012 Season: Caught two passes for 16 yards, and recorded three tackles.



CHRIS C. DAVIS

 #9

POS: WR
Height: 5'10
Weight: 190
Date of Birth: 1/23/1984
Experience: 1
Acquired: 11/13/2012
College: Florida State
Hometown: St. Petersburg, FL

CAREER HIGHLIGHTS: Selected by the Tennessee Titans (NFL) in the 4th Round of the National Football League Entry draft...Spent two seasons (2007 and 2008) with the Titans...Assigned to the Storm on November 13, 2012.

2013 HIGHLIGHTS: GP/GS — 15/9...Started his first game 5/4 vs. NOV and caught his first touchdown pass...3/23 vs. JAX: Saw time at WR...3/30 vs. CLE: Saw time at WR...Had four receptions for 40 yards...Recorded two tackles on special teams...4/6 at UTA: Saw time at WR...4/12 vs. SAT: Saw time at WR and QB after McPherson and Boyd left due to injury...Went 0-for-1...Rushed once for three yards...4/20 at ORL: Saw time on special teams...4/27 at SPO: Saw action on special teams...Recorded 2.5 tackles...5/4 vs. NOV: Had two tackles on special teams...5/10 at SJS: Started at WR...Caught six passes for 34 yards and a touchdown...Had two touchdowns on special teams...6/15 at NOV: Started at WR...Caught 11 passes for 121 yards and a touchdown...6/22 vs. CHI: Started at WR...Caught eight passes for 80 yards and two touchdowns...Recorded a tackle on special teams...7/6 vs. SPO: Started at WR...Hauled in 8 passes for 110 yards and a touchdown...Had a fumble recovery on special teams...7/13 at SAT: Started at WR...Reeled in three passes for 53 yards and a touchdown...Had one rush for a yard...7/20 vs. PIT: Started at WR...Caught 10 passes for 88 yards and a touchdown...Recorded a tackle on special teams...7/27 at JAX: Inactive reserve...PLAYOFFS: 8/3 at JAX: Inactive.

Started at WR...Caught six passes for 68 yards and a touchdown...Had two touchdowns on special teams...4/27 at SPO: Saw action on special teams...Recorded 2.5 tackles...5/4 vs. NOV: Had two tackles on special teams...5/10 at SJS: Started at WR...Caught six passes for 34 yards and a touchdown...Had two touchdowns on special teams...6/15 at NOV: Started at WR...Caught 11 passes for 121 yards and a touchdown...6/22 vs. CHI: Started at WR...Caught eight passes for 80 yards and two touchdowns...Recorded a tackle on special teams...7/6 vs. SPO: Started at WR...Hauled in 8 passes for 110 yards and a touchdown...Had a fumble recovery on special teams...7/13 at SAT: Started at WR...Reeled in three passes for 53 yards and a touchdown...Had one rush for a yard...7/20 vs. PIT: Started at WR...Caught 10 passes for 88 yards and a touchdown...Recorded a tackle on special teams...7/27 at JAX: Inactive reserve...PLAYOFFS: 8/3 at JAX: Inactive.

OTHER PROFESSIONAL EXPERIENCE: Spent time with the Cincinnati Bengals (NFL) and the New York Giants (NFL)...Also played for the Hartford Colonials (UFL), Omaha Nighthawks (UFL) and the Montreal Alouettes (CFL).

COLLEGE INFORMATION: Played in 51 games for Florida State at WR...Finished his career ranked 5th on the all-time career receptions list with 137, and 14th in career receiving yards with 1,803...2006 (Senior): One of just four seniors to start on offense...Caught a pass in 24 straight games for the Seminoles...led the team with 49 receptions for 694 yards on the season...Caught a career-high 10 passes (100 yards) against Boston College and caught eight passes for career-high 132 yards against Maryland...Had 26 punt returns for 224 yards...2005 (Junior): Started 12 games and played in 13...Was the leading receiver on a young Florida State group of wideouts...Experienced career-highs in receptions and yards...Reeled in 51 catches for 666 yards...Had a career-high five touchdowns, which was second best on the team...Named the co-MVP on offense by the coaching staff at the conclusion of the season...Named the Most Dependable wide receiver during spring practice in 2005 by the coaching staff...Earned the Offensive Iron Nole Award at the conclusion of spring practice in 2005...2004 (Sophomore): Played in all 12 games...Ranked fourth on the team with 228 receiving yards on 14 catches...Led team with 16.3 yards per catch average...Also saw time as a punt returner...ranked second on the team behind Willie Reid with 26 yards on eight returns...Hauled in three passes for 39 yards vs. West Virginia in the Gator Bowl...2003 (Freshman): Played in all 13 games for the Seminoles...Was third on the team with 23 receptions, and fourth on the team with 264 receiving yards...Had at least one reception in 11 of 13 games...Finished in the top 10 for scoring and third in receiving TDs...Had 12 punt returns for 111 yards...Had two touchdowns on the year.

PERSONAL INFORMATION: Born January 23, 1984...Majored in social science...Prepped at St. Petersburg Catholic (St. Petersburg, FL)...Named First Team All-America by USA Today, and Parade...Named to the PrepStar Dream Team...Rated a five-star athlete by Rivals 100.com...Rivals.com named him as second best prep athlete in the nation as a high school senior and the No. 6 overall prospect in the nation...Named to the Riddell Footwear All-American team...A Super 75 selection by the Florida Times Union...The No. 5 prospect in the state of Florida by the Orlando Sentinel...named to the Super Southern 100 by the Atlanta Journal Constitution...Played quarterback, defensive back and wide receiver in high school...totalled 3,110 yards of total offense as a senior quarterback, throwing for 1,580 yards, 12 touchdowns and rushing for 1,530 yards and 15 touchdowns...totalled 3,186 yards of total offense as a junior quarterback...passed for 1,599 yards and 14 touchdowns and rushed for 1,587 yards.

TRANSACTIONS:


Selected by the Tennessee Titans (NFL) in the 4th round 7/2010: Signed by the Hartford Colonials (UFL)
 7/17/2007: Signs with the Titans 9/5/2010: Released by Hartford Colonials
 8/22/2009: Released by the Titans 6/10/2011: Signs with the Omaha Nighthawks (UFL)
 3/12/2010: Signs with Cincinnati Bengals (NFL) 3/26/2012: Signs with the Montreal Alouettes (CFL)
 6/22/2010: Waived by the Bengals 6/21/2012: Released by Montreal Alouettes
 6/23/2010: Claimed off waivers by the New York Giants (NFL) 11/14/2012: Assigned to Tampa Bay Storm
 6/28/2010: Waived by Giants

CAREER AFL STATISTICS

YEAR	TEAM	REC	YDS	AVG	TD	LG	YDS/G	G-S
2013	TAM	71	759	10.7	11	34	54.2	15-9
Career Totals		71	759	10.7	11	*	54.2	15-9
Game Highs		11	121	17.7	2	34	121.0	*
Season Highs		71	759	10.7	11	34	54.2	15-9

*Had four rushes for 10 yards

*Had 11.5 tackles on special teams



DE'AUDRA DIX

 #14

POS: DB
Height: 5'10
Weight: 180
Date of Birth: 3/3/1984
Experience: 1
Acquired: 11/12/2012
College: John C. Smith University (NC)
Hometown: Merritt Island, FL

CAREER HIGHLIGHTS: Signed as a street free agent with the Montreal Alouettes (CFL) on June 7, 2009...Appeared in 45 games for the Alouettes from 2009 to 2011...Helped the Alouettes win back-to-back Grey Cup championships in 2009 and 2010... Named CIAA Special Teams Player of the Year his senior season.

2013 HIGHLIGHTS: GP/GS — 7/7...Hauled in his first interception in his first game in a Storm uniform...Had reeled in an interception in two consecutive games (4/12 vs. SAT, and 4/20 at ORL)...3/23 vs. JAX: Inactive...3/30 vs. CLE: Inactive...4/6 at UTA: Inactive...4/12 vs. SAT: Started at DB...Had 5.5 tackles, an interception and a pass breakup...4/20 at ORL: Started at DB...Tallied 3.5 tackles...Had a fumble return of 12 yards...Returned an interception for 37 yards...Had two pass breakups...4/27 at SPO: Started at DB...Record five tackles...5/4 vs. NOV: Started at DB...Led the team with 9.5 tackles...Had an interception return for 10 yards and two pass breakups...5/10 at SJS: Started at DB...Recorded a tackle...5/18 at PIT: Started at DB...Tallied two tackles...Had two pass breakups and reeled in two interceptions...5/25 vs. PHI: Inactive...6/1 at IOW: Inactive...6/8 vs. ORL: Inactive...6/15 at NOV: Inactive...6/20: Placed on inactive reserve...6/22 vs. CHI: Inactive reserve...7/6 vs. SPO: Inactive reserve...7/13 at SAT: Inactive...7/20 vs. PIT: Started at DB...Recorded four tackles and two pass breakups...7/27 at JAX: Injured reserve...PLAYOFFS: 8/3 at JAX: Injured reserve.

OTHER PROFESSIONAL EXPERIENCE: Spent three seasons with the Montreal Alouettes and was a key contributor to the Alouettes' back-to-back Grey Cup Championships prior to his release before the start of the 2012 season.

COLLEGE INFORMATION: Named CIAA Special Teams Player of the Year...Two-time All-CIAA on both offense and defense...All-Region on both offense and defense...Participated in the East Coast Bowl and Valero Cactus Bowl...The second player in JCSU history to be named an American Coaches Football Association (AFCA) All-American...2007 (Senior): Played in 10 games for the Golden Bulls...Recorded 33 tackles, including one for a loss of 1 yard...Had four interceptions returned for 42 yards and a touchdown to go along with 7 pass breakups...Had 26 kick returns for 813 yards, and 15 punt returns for 101 yards...2006 (Junior): Saw action in 11 games...Named 2nd team Daktronics All-Region on both offense (all-purpose player) and defense (corner back)...Named 1st team All-CIAA on both offense (kick returner) and defense (corner back)...Tallied 23 total tackles (13 solo, 10 assisted)...three interceptions for 86 yards...17 pass break-ups, four blocked kicks and one fumble recovery...Had 19 kick returns for 548 yards, three returned for a touchdown...Led the conference in passes defended and kick-off returns which were also good for 5th and 7th in all of NCAA Division II...2005 (Sophomore): Played in all 10 games...had 35 total tackles (20 solo, 15 assisted)...1 tackle for a loss of 2 yards...2 interceptions returned for 105 yards...5 pass breakups and three blocked kicks which led the team...2004 (Freshman): Played in all 10 games...Was named to the All-Rookie team...tallied 39 total tackles (24 solo, 15 assisted)...4 tackles for a loss of 16 yards...a team high 4 interceptions returned for 17 yards...7 deflected passes.

PERSONAL INFORMATION: Born on March 3, 1984...Son of Gloria Bradley...Prepped at Merritt Island High School (Merritt Island, FL)...Named to the All-Space Coast team...Recorded seven interceptions and eight blocked kicks in high school.


TRANSACTIONS:

6/7/2009: Signs with the Montreal Alouettes (CFL)
 3/2012: Released by the Montreal Alouettes
 11/12/2012: Assigned to the Tampa Bay Storm

CAREER AFL STATISTICS

DEFENSE (REGULAR SEASON)

YEAR	TEAM	UT	A	TT	TFL-YDS	SACK-YDS	INT-YDS	PBU	FF	FR-YDS	TD	QH	BLK	G
2013	TAM	28	5	30.5	0-0	0-0	5-64	9	0	1-12	0	0	0	7-7
Career Totals		28	5	30.5	0-0	0-0	5-64	9	0	1-12	0	0	0	7-7
Game Highs		9	2	9.5	0-0	0-0	2-17	2	0	1-12	0	0	0	*
Season Highs		28	5	30.5	0-0	0-0	2-17	9	0	1-12	0	0	0	7-7



JEAN FANOR

 #21

POS: DB
Height: 6'1
Weight: 210
Date of Birth: 6/17/1989

Experience: 1
Acquired: 11/12/2012
College: Bethune-Cookman
Hometown: Miami, FL

CAREER HIGHLIGHTS: Signed with the Kansas City Chiefs (NFL) as an undrafted rookie free agent...Assigned to the Storm November 12, 2012.

2013 HIGHLIGHTS: GP/GS – 16/16...Hauled in his first interception versus the Gladiators, 3/30...Reeled in an interception in two consecutive games (3/30 vs. CLE; 4/6 at UTA)...Finished the season with six interceptions.3 /23 vs. JAX: Started at JLB...Had 3.5 tackles...3/30 vs CLE: Started at JLB...Recorded 4.5 tackles...Had an interception return of five yards...4/6 at UTA: Started at DB...Recorded two tackles, two forced fumbles and hauled in an interception...4/12 vs. SAT: Inactive...4/20 at ORL: Started at JLB...Recorded eight tackles and had a fumble return of five yards...4/27 at SPO: Started at JLB...Had 3.5 tackles...5/4 vs

NOV: Started at JLB...Tallied 5.5 tackles and had a pass breakup...5/10 at SJS: Started at JLB...Tallied five tackles...5/18 at PIT: Started at JLB...Tallied five tackles...5/25 vs PHI: Started at JLB...Tallied 3.5 tackles...6/1 at IOW: Started at JLB...Recorded three tackles and pass breakup...6/8 vs. ORL: Started at JLB...Recorded 5.5 tackles including a tackle for a loss...Had an interception return of 2 yards...6/15 at NOV: Started at JLB...Had two tackles...Reeled in an interception and returned it 45 yards for a touchdown...6/22 vs. CHI: Started at JLB...Recorded 3.5...7/6 vs. SPO: Started at JLB...Recorded four tackles, including a tackle for a loss of a yard...7/13 at SAT: Started at JLB...Recorded 1.5 tackles...7/20 vs. PIT: Started at JLB...Tallied three tackles and a pass breakup...7/27 at JAX: Started at JLB...Tallied 3.5 tackles, a fumble recovery and an interception...PLAYOFFS: 8/3 at JAX: Started at JLB...Had three tackles and a pass breakup.

OTHER PROFESSIONAL EXPERIENCE: Spent the 2012 NFL training camp competing for a spot on the Kansas City Chiefs roster.

COLLEGE INFORMATION: Appeared in 39 games for Bethune-Cookman...Winner of the Walter Payton Achievement Award at the MEAC/SWAC Challenge...Earned All-MEAC honors in his senior season... 2011 (Senior): Tallied 74 tackles including six tackles for a loss of 18 yards...Had three interceptions for 18 yards to go along with two pass breakups and two forced fumbles...2010: Redshirted due to injury...2009 (Junior): Switched his focus strictly to defense, playing safety for the Wildcats in 11 games on the year...Seventh on the defense last year with 41 tackles (19 solo)...Record a half sack for a loss of 4 yards and had two pass breakups...2008 (Sophomore): Played in seven games for the Wildcats...Had eight tackles, and a pass breakup on defense...Had two receptions for 47 yards and a touchdown...2007 (Freshman): Saw action in eight games for the Wildcats as a freshman...Split time on both offense and defense...Had four tackles on defense...Caught 3 passes for 44 yards, and rushed twice for 19 yards.

PERSONAL INFORMATION: Born June 17, 1989...Native of Haiti...Son of Eloi and Sonide Fanor...Prepped at North Miami Senior High, playing two season for the Pioneers...Earned All-Dade Honorable Mention as a receiver and defensive back.

TRANSACTIONS:

4/30/12: Signed with Kansas City Chiefs (NFL) as UDFA
 8/26/12: Released by Kansas City
 11/13/12: Assigned to Tampa Bay Storm

CAREER AFL STATISTICS

DEFENSE (REGULAR SEASON)

YEAR	TEAM	UT	A	TT	TFL-YDS	SACK-YDS	INT-YDS	PBU	FF	FR-YDS	TD	QH	BLK	G
2013	TAM	46	41	66.5	2.0-2	0-0	5-53	3	2	2-5	1	0	0	17-17
Career Totals		46	41	66.5	2.0-2	0-0	5-53	3	2	2-5	1	0	0	17-17

DEFENSE (POST SEASON)

YEAR	TEAM	UT	A	TT	TFL-YDS	SACK-YDS	INT-YDS	PBU	FF	FR-YDS	TD	QH	BLK	G
2013	TAM	1	4	3.0	0-0	0-0	0-0	1	0	0-0	0	0	0	1-1
Career Totals		1	4	3.0	0-0	0-0	0-0	1	0	0-0	0	0	0	1-1



TYRECE GAINES

 #82

POS: WR
Height: 6'3
Weight: 220
Date of Birth: 3/16/87

Experience: R
Acquired: 8/1/2013
College: Oregon
Hometown: Tallahassee, FL

CAREER HIGHLIGHTS: Assigned to the Storm on July 25, 2013.

HIGHLIGHTS: GP/GS – 1/0...Made his Storm debut, 7/27 at Jacksonville...3 /23 vs. JAX: Not on roster...3/30 vs CLE: Not on roster...4/6 at UTA: Not on roster...4/12 vs. SAT: Not on roster...4/20 at ORL: Not on roster...4/27 at SPO: Not on roster...5/4 vs NOV: Not on roster...5/10 at SJS: Not on roster...5/18 at PIT: Not on roster...5/25 vs PHI: Not on roster...6/1 at IOW: Not on roster...6/8 vs. ORL: Not on roster...6/15 at NOV: Not on roster...6/22 vs. CHI: Not on roster...7/6 vs. SPO: Not on roster...7/13 at SAT: Not on roster...7/20 vs. PIT: Not on roster...7/27 at JAX: Did not play...PLAYOFFS: 8/3 at JAX: Saw time at wide receiver...Had one reception for 32 yards and a touchdown.

COLLEGE INFORMATION: Played at Butler Community College before transferring to Oregon...Earned second-team All-America honors in 2008 after leading his team to a JUCO National Championship...Butler Community College: Had 28 receptions for 490 yards (17.5 avg.), including a team-high nine touchdowns in 2008...Caught 23 balls for 424 yards (18.4 avg.) and four scores as a freshman in 2007.

PERSONAL INFORMATION: Born March 16, 1987...A native of Tallahassee, FL.

CAREER AFL STATISTICS

Receiving Statistics (POSTSEASON)

SEASON	GP	No.	Yds	Avg	TD	Long	Avg/G
2013	1	1	32	32.0	1	32	32.0
Career	1	1	32	32.0	1	32	32.0



STEPHEN GARCIA



POS: QB
Height: 6'3
Weight: 230
Date of Birth: 2/15/88

Experience: R
Acquired: 1/6/14
College: University of South Carolina
Hometown: Lutz, FL

CAREER HIGHLIGHTS: Assigned to the Tampa Bay Storm on January 6, 2014

OTHER PROFESSIONAL EXPERIENCE: Spent the 2012 season with the Montreal Alouettes (CFL).

COLLEGE INFORMATION: Appeared in 40 games for South Carolina, starting in 35...2011 (Senior): Started in 5-of-5 games for the Gamecocks...Completed 61-of-118 passes for 844 yards and four touchdowns...2010 (Junior): Started in 14-of-14 games...Earned third-team All-SEC accolades from Phil Steele...Threw for 20 touchdowns which was the second most in South Carolina history in a single-season...Completed 224-of-349 passes for 3,059 yards for 20 touchdowns...2009 (Sophomore): Started

13-of-13 games...Earned fourth-team All-SEC honors from Phil Steele...Ranked second in the SEC with 220.2 yards passing per game...Logged four 300+ passing yard games...Completed 239-of-432 passes for 2,862 yards and 17 touchdowns...2008 (Redshirt Freshman): Started in 3-of-8 games for the Gamecocks...Started in the Outback Bowl, a loss to Iowa...Completed 65-of-122 passes for 832 yards and six touchdowns...2007 (Freshman): Redshirted this season.

PERSONAL INFORMATION: A local product out of Lutz, FL...Prepped at Jefferson H.S. (Tampa, FL)...Finished his high school career having completed 506-of-821 passes for 8,081 yards and 83 touchdowns and led Jefferson to a playoff appearance in each season...Also rushed 263 times for 1,345 yards and 17 touchdowns...Graduated as the All-Time Hillsborough County leader in passing yards, completions and touchdowns and third in the state for career passing yards and sixth in touchdown passes...Earned all-state honors in his senior season...Was a two-sport athlete having played both football and basketball



URIAH GRANT



POS: DL
Height: 6'1
Weight: 300
Date of Birth: 3/22/89

Experience: R
Acquired: 9/30/13
College: Mississippi
Hometown: Miramar, FL

CAREER HIGHLIGHTS: Assigned to the Tampa Bay Storm on 9/30/13.

OTHER PROFESSIONAL EXPERIENCE: Spent time with the Jacksonville Jaguars (NFL).

COLLEGE INFORMATION: Began his collegiate career at Eastern Kentucky before transferring to Fullerton Community College and finally settling in at Mississippi...MISSISSIPPI: Started in 11-of-22 games for the Rebels...2012 (Senior): Started in 4-of-11 games for the Rebels...Finished the season with 29 total tackles and seven tackles for a loss including five sacks...2011 (Junior): Started in 7-of-11 games...Recorded 22 tackles and two tackles for a loss including a sack...Also posted a forced fumble...FULLERTON C.C. All-American. 2010 (Sophomore): Received first team All-Conference honors from the California Community College Football Coaches Association...Recorded 42 tackles and 17 tackles for a loss including six sacks...EASTERN KENTUCKY: 2009 (Freshman): Played in 10 games for the Colonels...Tallied 17 tackles and five tackles for a loss including two sacks.

PERSONAL INFORMATION: Prepped at Everglades High School (Miramar, FL)...A two-time All-Broward County selection...Invited to play in the North-South All-Star Game...Helped lead his team to back-to-back district championships...Son of IBF and IBO Cruiserweight Champion, Uriah "Bossman" Grant.



MATT HARDISON



POS: DL
Height: 6'4
Weight: 300
Date of Birth: 5/23/88

Experience: R
Acquired: 11/7/13
College: Delaware
Hometown: Freehold, NJ

CAREER HIGHLIGHTS: Signed as an undrafted rookie free agent with the New York Jets (NFL) in 2012... Acquired by the Storm on Nov. 11, 2013.

OTHER PROFESSIONAL EXPERIENCE: Spent the 2012 season on the New York Jets' practice squad.

COLLEGE INFORMATION: Began his collegiate career at Rutgers University before transferring to Delaware...UNIVERSITY OF DELAWARE: 2011 (Senior): Started in 5-of-9 games for the Blue Hens...Tallied 15 total tackles including 3.5 tackles for a loss and a half sack...Also had a pass breakup...2010 (Junior): Saw action in 15 games...Recorded 14 total tackles including three tackles for a loss...RUTGERS: 2009 (Sophomore): Appeared in two games for the Scarlet Knights...2008 (Redshirt Freshman): Did not see any action...2007: Redshirted the season.

PERSONAL INFORMATION: Prepped at Freehold Township H.S. (Freehold, N.J).



JERMARCUS HARDRICK



POS: OL
Height: 6'6
Weight: 320
Date of Birth: 5/30/90

Experience: 0
Acquired: 9/6/2013
College: Nebraska
Hometown: Batesville, MS

CAREER HIGHLIGHTS: Signed with the Tampa Bay Buccaneers (NFL) as an undrafted rookie free agent... Assigned to the Storm on 9/6/13.

2013 UTAH BLAZE HIGHLIGHTS: GP/GS: 13/13...3/23 at PIT: Started on the offensive line...3/29 vs. ARI: Started on the offensive line...4/6 vs. TAM: Started on the offensive line...4/20 vs. CHI: Started on the offensive line...4/27 at CLE: Started on the offensive line...5/4 vs. SPO: Started on the offensive line...5/9: Placed on OLEX...5/11 at ARI: OLEX...5/13: Activated from OLEX...5/18 vs. IOW: Started on the offensive line...5/25 at SJS: Started on the offensive line...6/3 at SAT: Started on the offensive line...6/15 vs. JAX: Started on the offensive line...6/21 at SPO: Started on the offensive line...6/27: Inactive reserve...7/6: Activated from inactive reserve...7/6 vs. NOV: Did not play...7/10: Placed on the offensive line...6/29 vs. SJS: Inactive reserve...7/12 at PHI: Inactive reserve...7/20 at IOW: Inactive reserve...7/26: Activated from inactive reserve...7/27 vs. CLE: Started on the offensive line...

Placed on inactive reserve...6/29 vs. SJS: Inactive reserve...7/12 at PHI: Inactive reserve...7/20 at IOW: Inactive reserve...7/26: Activated from inactive reserve...7/27 vs. CLE: Started on the offensive line...

OTHER PROFESSIONAL EXPERIENCE: Spent time with the New Orleans Saints (NFL) and Utah Blaze.

COLLEGE INFORMATION: Began his collegiate career at Fort Scott Community College (Fort Scott, KS) before transferring to Nebraska...NEBRASKA: Started in 13-of-27 games for Nebraska...2011 (Senior): Started in all 13 games at left tackle for the Cornhuskers...Worked on an offensive line that put up a season-high 346 rushing yards at Minnesota...2010 (Junior): Played in all 14 games and helped the team rush for at least 200 yards in 10 games...FORT SCOTT CC: 2009 (Sophomore): Earned first-team all-conference (Jayhawk Conference) honors as well as an All-Region VI pick...Helped lead the Greyhounds to an 11-1 record...Played in an offense that averaged over 30 points per game and led the Jayhawk Conference in total offense, averaging more than 420 yards per game...2008 (Freshman): Was a second-team All-Jayhawk Conference pick...Helped lead the school to a 9-2 record and a No. 6 national ranking.

PERSONAL INFORMATION: Born on May 30, 1990...Prepped at South Panola High School (Batesville, MS)...South Panola did not lose a game while Hardrick was on the team...He helped lead his team to three Mississippi 5A state titles.



JAMES HARRELL



POS: DB
Height: 5'10
Weight: 195
Date of Birth: 10/7/1989

Experience: 1
Acquired: 4/10/2013
College: Arkansas – Pine Bluff
Hometown: Tampa, FL

CAREER HIGHLIGHTS: Attended rookie mini-camp for the Detroit Lions (NFL) and Tampa Bay Buccaneers (NFL)...Assigned to the Storm on April 10, 2013.

HIGHLIGHTS: GP/GS – 5/5...Made his Storm debut on 4/12 vs. SAT...Reeled in his first interception on 5/18 at PIT and returned it 38 yards for a touchdown...3/23 vs. JAX: Not on roster...3/30 vs. CLE: Not on roster...4/6 at UTA: Not on roster...4/10: Assigned to the Storm...4/12 vs. SAT: Started at DB...Led the team in tackles with seven...4/20 at ORL: Inactive...4/27 at SPO: Inactive...5/4 vs. NOV: Inactive...5/10 at SJS: Inactive...5/18 at PIT: Started at DB...Tallied seven tackles...Had a 38 yard interception return for a touchdown and two pass breakups...5/25 vs. PHI: Started at DB...Tallied three tackles...6/1 at IOW: Started at DB...Tallied 5.5 tackles...6/6: Reassigned...6/8 vs. ORL: Not on roster...6/15 at NOV: Not on roster...6/22 vs. CHI: Not on roster...7/6 vs. SPO: Not on roster...7/13 at SAT: Not on roster...7/20 vs. PIT: Not on roster...7/27 at JAX: Started at DB...Had six tackles including a tackle for a loss of seven yards...PLAYOFFS: GP/GS – 0/0...8/3 at JAX: Inactive.

COLLEGE INFORMATION: Played in 33 games at Arkansas-Pine Bluff from 2008-2011...Named 2011 First-team All-SWAC his senior season...Lead the nation in D-1 in interceptions...2011 (Senior): Played in five games...Had five interceptions for 33 yards...Had a kick return for 22 yards...2010 (Junior): Played in 11 games...Hauled in four interceptions for 115 yards and a touchdown...2009 (Sophomore): Played in 10 games...Had four interceptions for 42 yards...Returned nine kicks for 188 yards...2008 (Freshman): Played in seven games...Returned two interceptions for 92 yards and a touchdown...Had two punt returns for 10 yards...Had five kick returns for 122 yards.

PERSONAL INFORMATION: Born October 7, 1989...The Tampa, FL native prepped locally at Plant High School...Member of the Plant High School coaching staff in 2012.



ANDREW HELMICK



POS: WR
Height: 6'0
Weight: 192
Date of Birth: 9/2/90


Experience: R
Acquired: 10/18/13
College: Lindenwood
Hometown: Kansas City, MO

CAREER HIGHLIGHTS: Assigned to the Storm on October 18, 2013.

OTHER PROFESSIONAL EXPERIENCE: Signed with the St. Louis Rams (NFL) as an undrafted rookie free agent.

COLLEGE INFORMATION: Played at Lindenwood University for four seasons (2009-12)...Named the Lions Most Valuable Offensive Player in his junior season...2012 (Senior): Started in 12-of-12 games for Lindenwood...Caught 66 passes for 1,363 yards and 14 touchdowns...Also rushed four times for 25 yards and a touchdown...Saw time on special teams with 16 kick returns for 318 yards and seven punt returns for 99 yards and a touchdown...2011 (Junior): Named the team's Most Valuable Offensive Player...Started in all 11 games...Set a school record with 81.9 receiving yards per game and tied a school record with 12 touchdown receptions in a season...2010 (Sophomore): Appeared in 11 games...Earned third-team all-conference honors...Caught 20 passes for 437 yards and six touchdowns...Rushed 12 times for 27 yards...2009 (Freshman): Appeared in nine games...Caught 11 passes for 127 yards...Rushed seven times for 88 yards and a touchdown...Had one kickoff return for five yards.

PERSONAL INFORMATION: Born September 2, 1990...Prepped at Winnetonka High School (Kansas City, MO)...Was a first team all-conference selection on offense and defense as a senior.



MARIO HENDERSON



POS: OL
Height: 6'7
Weight: 330
Date of Birth: 10/29/84

Experience: 0
Acquired: 9/6/2013
College: Florida State
Hometown: Ft. Myers, FL

CAREER HIGHLIGHTS: Career highlights: Selected by the Oakland Raiders (NFL) in the 3rd round (91st Pick) of the 2007 National Football League Entry...Spent time San Diego Chargers, Virginia Destroyers (UFL) and Utah Blaze...Assigned to the Storm, September 6, 2013.

COLLEGE INFORMATION: Started in 16-of- 49 games for Florida State on the offensive line...2006 (Senior): Started all 13 games for the Seminoles...Totaled 34 knockdowns on an offense that was ranked fourth nationally...2005 (Junior): Started in 2-of-13 games on the offensive line...2004 (Sophomore): Saw action in all 12 games...2003 (Freshman): Saw time in 11-of-12 games for the Seminoles...Earned his first start in the Orange Bowl against Miami...Worked in an offense that finished second in the ACC in scoring, third in pass offense, third in total offense and fourth in passing efficiency.

PERSONAL INFORMATION: Born October 19, 1984...Prepped at LeHigh Senior High School (LeHigh Acres, FL)...Rated a three-star player by Rivals.com and one of the top-40 offensive guards in the nation...Earned all-district, all-region, and all-county honors as a senior on a team that finished 8-3.



JOE HILLS



POS: WR
HT: 6-5
WT: 215
DOB: 10/2/87

EXP: 2
AOD: 6/13/12
COL: Tennessee State
Hometown: Palmetto, FL

CAREER HIGHLIGHTS: Played for University of South Carolina prior to transferring to Tennessee State...Signed with the Tennessee Titans (NFL) as an undrafted free agent on July 25, 2011 before his release in September...Assigned to the Spokane Shock 9/27/11 - appeared in three games with Shock...Acquired by the Storm June 13, 2012.

HIGHLIGHTS: GP/GS - 16/16...Had a record breaking performance, 4/6 at UTA, catching 16 passes for 259 yards (the most in Storm history in a single-game)...Caught 16 passes, 4/6 at UTA, the second most receptions in a single-game in franchise history...Has scored a touchdown in 20 consecutive games dating back to the 2012 season...Caught the game-winning touchdown, 6/1 at IOW, with 0.3 seconds left in the game...Holds the Storm single-season record for most receiving touchdowns at 42, receiving yards 1,861, receptions 133, and points scored 262...3/23 vs. JAX: Started at WR...Caught four passes for 53 yards and two touchdowns...3/30 vs. CLE: Started at WR...Had 10 receptions for 155 yards and three touchdowns...4/6 at UTA: Started at WR...Caught 16 passes for 259 yards and five touchdowns...Had a kick return of two yards...4/12 vs. SAT: Started at WR...Caught four passes for 42 yards and two touchdowns...4/20 at ORL: Started at WR...Hauled in four passes for 83 yards and two touchdowns...4/27 at SPO: Started at WR...Caught 10 passes for 177 yards and five touchdowns...5/4 vs. NOV: Inactive...5/11 at SJS: Inactive...5/18 at PIT: Started at WR...Caught six passes for 79 yards and a touchdown...5/25 vs. PHI: Started at WR...Hauled in nine receptions with 131 yards and three touchdowns...6/1 at IOW: Started at WR...Had 8 receptions for 120 yards and three touchdowns...6/8 vs. ORL: Started at WR...Caught 11 passes for 103 yards and three touchdowns...6/15 at NOV: Started at WR...Caught 6 passes for 107 yards and a touchdown...6/22 vs. CHI: Started at WR...Caught eight passes for 140 yards and two touchdowns...7/6 vs. SPO: Started at WR...Reeled in 10 passes for 101 yards and four touchdowns...7/13 at SAT: Started at WR...Caught 9 passes for 126 yards and three touchdowns...7/20 vs. PIT: Started at WR...Had seven receptions for 49 yards and two touchdowns...7/27 at JAX: Started at WR...Caught 11 passes for 144 yards and a touchdown...PLAYOFFS: 8/3 at JAX: Started at WR...Hauled in seven receptions for 95 yards and three touchdowns.

2012: HIGHLIGHTS: GP/GS - 5/3 with Tampa Bay, appeared in three games with Spokane Shock earlier in season... Made his Storm debut 6/15 at Orlando...Had a huge game 7/7 at PIT, catching 13 passes for 160 yards and four touchdowns... 7/14 vs NOV caught 6 passes for 139 yards and four touchdowns... Caught passes for 100+ yards and 3+ touchdowns in three consecutive games... 7/21 at SPD had 215 receiving yards, the second highest total this season by a Storm receiver, fourth highest total in the league this season, and the most by a rookie in franchise history... Appeared in three games for the Shock where he hauled in 24 passes for 134 yards and one touchdown...Also recorded a tackle, and recovered a forced fumble for five yards... 3/10 at Chicago: Not on roster... 3/16: Not on roster... vs. GEO: Not on roster... 3/30 vs. JAX: Not on roster... 4/6 at NOV: Not on roster... 4/13 vs. CLE: Not on roster... 4/20 at PHI: Not on roster... 4/30 vs. KCC: Not on roster... 5/5 vs. ORL: Not on roster... 5/12 at GEO: Not on roster... 5/19 at CLE: Not on roster... 5/26 vs. MKE: Not on roster... 6/2 at JAX: Not on roster... 6/15 at ORL: Saw time at WR, caught five passes for 50 yards... 6/23 vs. SAT: Inactive... 6/29 vs. PHI: Saw time at WR, caught seven passes for 84 yards and two touchdowns... 7/7 at PIT: Started at WR, caught 13 passes for 160 yards and four touchdowns...Had one kick return for 10 yards...Recorded a tackle... 7/14 vs. NOV: Started at WR, caught six passes for 139 yards and four touchdowns, also recorded 1.5 tackles... 7/21 at SPO: Started at WR, caught eight passes for 215 yards and three touchdowns.

OTHER PROFESSIONAL EXPERIENCE: Entered training camp with Tennessee Titans in 2011 and was waived injured in September.

COLLEGE INFORMATION: Played two seasons with the Tennessee State Tigers... 2010: Played in all 11 games at wide receiver...Led the team in receptions with 40 for 462 yards and four touchdowns... Caught a 43 yard pass, his longest reception of the season, in his final game as a Tiger... 2009: Started in 9-of-11 games...Led the team in receptions for 39 for 528 yards and three touchdowns...Racked up 538 all-purpose yards, and recorded two tackles... University of South Carolina: Played two seasons with the Gamecocks... 2008: Played in 11 games, hauling in 11 passes for 87 yards and a touchdown...His longest reception of the season was a catch for 24 yards at the University of Kentucky... 2007: Played in one game against Mississippi State.

PERSONAL INFORMATION: A Florida native, Hills prepped at Palmetto High School (Palmetto, FL)...A two sport athlete having played both football and basketball...Palmetto's second leading basketball scorer with 1,900 points.


CAREER AFL STATISTICS

RECEIVING

Year	Team	REC	YDS	AVG	TD	LONG	YDS/G	G-S
2012	SPO	14	134	9.6	1	20	44.7	3-1
2012	TAM	39	648	16.6	13	45	129.6	5-3
2013	TAM	133	1,861	14.0	42	42	116.3	16-16
Career Totals		186	2,643	14.2	56	45	110.1	24-20
Game Highs		16	259	26.9	5	45	259.0	*
Season Highs		133	1,861	14.8	42	45	116.3	16-16

RECEIVING (POST SEASON)

Year	Team	REC	YDS	AVG	TD	LONG	YDS/G	G-S
2013	TAM	7	95	13.6	3	43	95.0	1-1
Career Totals		7	95	13.6	3	43	95.0	1-1



JUSTIN HILTON

 #11

POS: WR
Height: 6'1
Weight: 195
Date of Birth: 12/8/88

Experience: 0
Acquired: 7/11/2013
College: Indiana State
Hometown: Kissimmee, FL

CAREER HIGHLIGHTS: Signed by the Cincinnati Bengals (NFL) as an undrafted rookie free agent...Assigned to the Tampa Bay Storm on July 11, 2013.

2013 HIGHLIGHTS: GP/GS – 3/3...3 /23 vs. JAX: Not on roster...3/30 vs. CLE: Not on roster...4/6 at UTA: Not on roster...4/12 vs. SAT: Not on roster...4/20 at ORL: Not on roster...4/27 at SPO: Not on roster...5/4 vs. NOV: Not on roster...5/10 at SJS: Not on roster...5/18 at PIT: Not on roster...5/25 vs. PHI: Not on roster...6/1 at IOW: Not on roster...6/8 vs. ORL: Not on roster...6/15 at NOV: Not on roster...6/22 vs. CHI: Not on roster...7/6 vs. SPO: Not on roster...7/11: Acquired by the Storm...7/13 at SAT: Started action at WR...Caught three passes for 60 yards and a touchdown...7/18: Placed on OLEX...7/20 vs. PIT: OLEX...7/25: Activated from OLEX...7/27 at JAX: Saw time at wide receiver...Caught two passes for 35 yards and a touchdown...7/30: Placed on other league exempt...PLAYOFFS: 8/3 at JAX: OLEX.

OTHER PROFESSIONAL EXPERIENCE: Spent time with the Tennessee Titans (NFL) and Hamilton Tiger-Cats (CFL).

COLLEGE INFORMATION: Began his collegiate career at Butte Community College (Oroville, CA) before transferring to Indiana State...INDIANA STATE: 2011 (Senior): Played in 11 games for the Sycamores...Had 32 receptions for 540 yards and four touchdowns...2010 (Junior): Started 11 games at wide receiver...Reeled in 40 passes for 684 yards and seven touchdowns...Earned All-Missouri Valley Football Conference honors and was named to the MVFC All-Newcomer Team...BUTTE C.C.: Caught 25 passes for 620 yards and eight touchdowns...Named Butte College's Wide Receiver of the Year in 2008 and helped lead the team to a National Junior College Championship.

Personal Information: Born December 8, 1988...Prepped at Harmony High School (Harmony, FL)...Was an all-county and all-Central Florida selection his junior and senior years...A three sport athlete having lettered in football, track and basketball.

TRANSACTIONS:

- 8/26/2013: Released by the Tennessee Titans
- 7/31/2013: Signed by the Tennessee Titans
- 7/25/2013: Released by the Hamilton Tiger-Cats
- 7/19/2013: Signed by the Hamilton Tiger-Cats
- 7/11/2013: Assigned to the Storm
- 6/23/2013: Released by the Hamilton Tiger-Cats
- 5/22/2013: Signed by the Hamilton Tiger-Cats
- 5/2/2013: Released by the Cincinnati Bengals
- 1/1/2013: Signed to the Cincinnati Bengals practice squad
- 8/20/2012: Released by the Cincinnati Bengals
- 5/2/2012: Signed by the Cincinnati Bengals as an undrafted rookie free agent

CAREER AFL STATISTICS

RECEIVING

SEASON	GP	No.	Yds	Avg	TD	Long	Avg/G
2013	2	5	95	19.0	2	45	47.5
Career	2	5	95	19.0	2	45	47.5



RANDY HIPPEARD

 #8

POS: QB
Height: 6'3
Weight: 205
Date of Birth: 12/6/1985

Experience: 1
Acquired: 4/18/2013
College: UVA - Wise
Hometown: Stafford, VA

CAREER HIGHLIGHTS: Assigned to the Storm on April 18, 2013.

HIGHLIGHTS: GP/GS – 15/4...Threw his first career AFL touchdown versus San Jose, 5/10...Made his first career start, 6/22 vs. Chicago...Was the third QB in Storm history to throw for 300+ yards in a starting debut with 315...3 /23 vs. JAX: Not on roster...3 /30 vs. CLE: Not on roster...4/6 at UTA: Not on roster...4/12 vs. SAT: Not on roster...4/18: Assigned to the Storm...4/20 at ORL: Did not see any action...4/27 at SPO: Did not see action...5/4 vs. NOV: Saw action at QB...Rushed twice for two yards...5/10 at SJS: Saw action at QB...Completed 6-of-11 passes for 67 yards and a touchdown...5/18 at PIT: Saw action at QB...Completed 2-of-4 passes for 36 yards and a touchdown...5/25 vs. PHI: Did not see any action...6/1 at IOW: Did not see any action...6/8 vs. ORL: Did not see any action...6/15 at NOV: Saw action at QB...Completed 13-of-18 passes for 195 yards and two touchdowns...Rushed three times for four yards and two touchdowns...6/22 vs. CHI: Started at QB...Completed 25-of-38 passes for 315 yards and six touchdowns...Rushed once for a yard and a touchdown...7/6 vs. SPO: Started at QB...Completed 23-of-37 passing attempts for 249 yards, six touchdowns and no interceptions...Rushed once for a yard and a touchdown...7/13 at SAT: Started at QB...Completed 17-of-33 passes for 246 yards, four touchdowns and three interceptions...7/20 vs. PIT: Started at QB...Completed 25-of-45 passes for 202 yards, four touchdowns and an interception...7/27 at JAX: Did not record any stats...PLAYOFFS: 8/3 at JAX: Did not record any stats.

OTHER PROFESSIONAL EXPERIENCE: Spent time with the Winterthur Warriors (Switzerland), Columbus Lions (PFL) and the Knoxville Nighthawks (PFL).

COLLEGE INFORMATION: Played at the University of Virginia - Wise from 2005-2008...Appeared in 41 games for the Cavaliers...A two-time All Mid-South Conference selection, and named the Mid-South Conference Player of The Year as a senior in UVA-wide HOF...2008 (Senior): Played in 11 games...Completed 217-of-354 passes for 3,637 yards, 38 touchdowns, and nine interceptions...Rushed 57 times for 102 yards and three touchdowns...2007 (Junior): Played in 11 games...Completed 226-of-359 passes for 3,455 yards, 37 touchdowns, and nine interceptions...Rushed 26 times for 56 yards and two touchdowns...2006 (Sophomore): Played in 11 games...Completed 211-of-361 passes for 3,100 yards, 25 touchdowns and 11 interceptions...Gained 10 yards and two touchdowns on the ground on 18 rushing attempts...2005 (Freshman): Appeared in eight games...Completed 102-of-199 passes for 1,448 yards, 11 touchdowns and six interceptions...Gained one yard and a touchdown on 17 rush attempts.

PERSONAL INFORMATION: Born December 6, 1985...Prepped at Colonial Forge H.S. (Stafford, VA)...Helped lead the Eagles to a district title...Received All-district, All-region, and All-state honors.

TRANSACTIONS

- 4/18/13: Assigned to the Tampa Bay Storm
- 2012: Columbus Nighthawks
- 2011: Winterthur Warriors (Switzerland)

CAREER AFL STATISTICS

PASSING STATISTICS

SEASON	GP	Rating	Cmp	Att	Int	Pct	Yds	TD	Avg/G
2013	15	104.46	111	186	4	59.7	1310	24	131.0
Career	15	104.46	111	186	4	59.7	1310	24	131.0

RECEIVING (POST SEASON)

SEASON	GP	No.	Yds	Avg	TD	Long	Avg/G
2012	15	18	10	0.6	5	17	1.0
Career	15	18	10	0.6	5	17	1.0



BYRON ISOM



POS: OL
Height: 6'3
Weight: 300
Date of Birth: 6/10/88
Experience: R
Acquired: 11/12/13
College: Auburn
Hometown: Jonesboro, GA

CAREER HIGHLIGHTS: Signed with the Minnesota Vikings (NFL) as an undrafted rookie free agent in 2011... Acquired by the Storm on November 12, 2013.

OTHER PROFESSIONAL EXPERIENCE: Signed with the Minnesota Vikings in 2011 as an undrafted rookie free agent and attended training with the team.

COLLEGE INFORMATION: Played at Auburn from 2006-2010... Appeared in 37 games, with 32 career starts for the Tigers... A BCS Nation Champion (2010)... An All-Southeastern Conference Second Team selection... 2010 (Senior): Started in 14-of-14 games at right guard... Earned Second Team All-SEC... 2009 (Junior): Appeared in 11 games and started in all of them... Started on an offensive line that gave up only 21 sacks... 2008 (Sophomore): Started in 7-of-9 games for the Tigers... 2007 (Redshirt Freshman): Saw action in only three games... 2006 (Freshman): Redshirted his freshman season.

PERSONAL INFORMATION: Prepped at Lovejoy High School (Hampton, GA)... Started on both the offensive and defensive lines his senior season... Finished his high school career with 219 tackles and 31 sacks.

TRANSACTIONS:

11/32/2013: Assigned to the Tampa Bay Storm
 9/27/2011: Waived by the Minnesota Vikings
 7/27/2011: Signed with the Minnesota Vikings



AMARRI JACKSON



POS: WR
Height: 6'5
Weight: 215
Date of Birth: 5/18/85
Experience: 3
Acquired: 1/4/11
College: South Florida
Hometown: Sarasota, FL

CAREER HIGHLIGHTS: Enters his third season with the Storm... During his rookie season he led team with 35 receiving touchdowns, breaking the franchise rookie record for TDs of 28 set by Freddie Solomon... Broke Solomon's Franchise Rookie record for receptions with his second catch against Tulsa on 7/9/11... Broke Freddie Solomon's franchise rookie mark for receiving yards in a season against SJS 7/23... Caught a single-game best five touchdowns vs. ORL 6/17... Single-game high of 14 receptions twice, Single-game high of 187 yards twice... Missed time in 2012 due to injuries... Attended training camp with the NFL's Tampa Bay Buccaneers in 2008 and 2009... Also spent time with Hamilton Tiger-Cats of the CFL... Spent the 2013 season with the Orlando Predators and San Jose SaberCats.

2013: HIGHLIGHTS: Spent the 2013 season with the Orlando Predators and San Jose SaberCats... ORLANDO PREDATORS: GP/GS - 3/3... 3/23: Assigned to the Orlando Predators... 3/24 at NOV: Inactive... 3/29 at SJS: Started at WR... Caught 12 passes for 209 yards and five touchdowns... 4/6 vs. PHI: Started at WR... Caught four passes for 17 yards... 4/20 vs. TAM: Caught five passes for 65 yards and a touchdown... SAN JOSE SABERCATS: GP/GS - 8/0... 4/25: Acquired in a trade from Orlando... 4/27 at NOV: Did not play... 5/4 vs. CLE: Did not play... 5/10 vs. TAM: Did not play... 5/18 at JAX: Saw time at WR... 5/25 vs. UTA: Inactive... 6/1 at SPO: Saw action at WR... Caught two passes for 22 yards... Also had a tackle... 6/8 vs. PIT: Saw time at WR... Reeled in five passes for 68 yards and a touchdown... Also had a tackle... 6/15 at IOW: Saw action at WR... Had two receptions for 79 yards... 6/22 vs. ARI: Saw time at WR... Had five receptions for 72 yards and a touchdown... 6/29 at UTA: Played at WR... Caught 8 passes for 68 yards and a touchdown... 7/6 vs. SAT: Inactive... 7/13 at PIT: Inactive... 7/20 vs. PHI: Saw action at WR... Had a tackle... 7/27 vs. CHI: Saw time at WR... Had a tackle... PLAYOFFS: GP/GS - 1/0... 8/4 at ARI: Saw time at WR.

2012: HIGHLIGHTS: GP/GS - 11/11... Returned from injured reserve at New Orleans (4/6) and caught 6 passes for 98 yards and a touchdown... Named the Russell Athletic Offensive Player of the game on 4/13 vs. Cleveland... Had the second most receiving yards (220) in a game in franchise history 6/15 at ORL... Named the AFL Playmaker of the Week for his Week 15 performance at Orlando... 3/10 at Chicago: Injured reserve... 3/16 vs. GEO: Injured reserve... 3/30 vs. JAX: Injured reserve... 4/6 at NOV: Started at WR his first game returning from injured reserve... Caught 6 passes for 98 yards and a touchdown, also had 1 kick return for 9 yards... 4/13 vs. CLE: Caught 6 passes for 92 yards and 3 touchdowns... Also recorded a tackle... 4/20 at PHI: Started at WR, caught 5 passes for 31 yards, and had 2 kick returns for -5 yards... 4/30 vs. KCC: Inactive... 5/5 vs. ORL: Started at WR, caught eleven passes for 135 yards and a touchdown, also recorded one tackle on special teams... 5/12 at GEO: Started at WR, caught 5 passes for 66 yards and three touchdowns... 5/19 at CLE: Started at WR, caught 7 passes for 56 yards and a touchdown... had 22 return yards and a touchdown after receiving a lateral from Chandler Williams on a kick return... 5/26 vs. MKE: Started at WR, caught six passes for 85 yards and three touchdowns... 6/2 at JAX: Started at WR, had nine receptions for 103 yards and a

touchdown... 6/15 at ORL: Started at WR, caught 12 passes for 220 yards, and four touchdowns... Had two returns for 77 yards... 6/23 vs. SAT: Caught nine passes for 105 yards and three touchdowns... Also returned one kick for 41 yards... 6/29 vs. PHI: Started at WR, caught one pass for 21 yards prior to leaving the game with injury... 7/5: Placed on injured reserve... 7/7 at PIT: Injured reserve... 7/14 vs. NOV: Injured reserve... 7/21 at SPO: Injured reserve.

2011: HIGHLIGHTS: GP/GS - 18/15... Caught first career TD 4/1 vs. JAX... Led team with 35 receiving touchdowns, breaking the franchise rookie record for TDs of 28 set by Freddie Solomon... Broke Solomon's Franchise Rookie record for receptions with his second catch against Tulsa on 7/9... First on team in receiving yards with 1,619 and tied for first with 125 receptions... Breakout game was at ORL 5/6... Had 12 straight games with a touchdown reception... Caught a single-game best five touchdowns vs. ORL 6/17... Single-game high of 14 receptions twice this season, Single-game high of 187 yards twice this season... Broke Freddie Solomon's franchise rookie mark for receiving yards in a season against SJS 7/23... Had eight 100-yard games and nine multi-touchdown games... 3/11 at New Orleans: Started at WR, did not catch a ball, recorded 1.5 tackles on special teams... 3/17 at Utah: Saw action at WR and special teams, recorded first career reception for 14 yards... had a TD called back on holding penalty... 3/27 vs. Cleveland: Played at WR and on special teams, caught two passes for 14 yards... 4/1 vs. Jacksonville: Saw action at WR and on special teams, caught a season-high five passes for 84 yards and his first career touchdown... 4/15 at Philadelphia: Started at WR, caught a career high seven passes for 48 yards and a TD... 4/23 vs. Dallas: Started at WR, caught four passes for 30 yards and a TD... 4/30 at Milwaukee: Started at WR, had a career-high 89 yards receiving on six catches, added a TD... 5/6 at Orlando: Started at WR, led all receivers with 146 yards receiving on 10 receptions, had three TDs, two through the air and he recovered a Storm fumble and returned it 11 yards for a touchdown... 5/13 vs. Kansas City: Started at WR, caught a career-high 14 receptions, 187 yards and four TDs... 5/20 at Spokane: Started at WR, gathered six passes for 54 yards and three scores... 6/4 at Georgia: Started at WR, caught two passes for 25 yards and a TD... 6/11 vs. Pittsburgh: Started at WR, caught a team high 11 passes for 158 yards and three touchdowns... 6/17 vs. Orlando: Started at WR, caught a game-high 11 passes for 151 yards and five TDs... 6/25 at Jacksonville: Started at WR, caught a game high 14 passes for 187 yards along with 4 TD's... 7/1 vs. New Orleans: Started at WR, had fourth consecutive 100+ yard game receiving, tied franchise rookie record with his 28th touchdown reception of the season, surpassed 100 receptions on the season with an 11 catch 123 yard performance, added two touchdowns... 7/9 at Tulsa: Started at WR, 7 receptions for 81 yards, broke franchise single-season rookie reception mark with second catch of the night... 7/16 vs. Georgia: Started at WR, eight catches for 112 yards and three touchdowns, broke franchise single season rookie touchdown reception mark on first TD of the night... 7/23 vs. San Jose: Started at WR, caught six passes for 116 yards and four scores... Broke Freddie Solomon's franchise rookie mark for receiving yards in a season (1544) with a nine yard TD catch in the second quarter.

PROFESSIONAL CAREER: Invited to mini-camp two consecutive seasons with the Tampa Bay Buccaneers (2008-2009)... Also spent training camp with the Hamilton Tiger-Cats in 2010... Also spent time with the Virginia Destroyers (UFL) in 2011.

COLLEGE CAREER: Played 31 games over three seasons for USF (2005-2007)... Caught 70 passes for 891 yards and five touchdowns at South Florida... Gained national attention for his performance in USF's 2005 win over Louisville with two rushing touchdowns on reverse runs of 51 and 12 yards, a touchdown pass of 11 yards on another reverse, and two catches for 75 yards... Named National and Big East Conference Offensive Player of the Week for after Louisville outing... Missed four games in senior season due to injury.

PERSONAL: Full name is Amarri Nathaniel Jackson... Son of Vickie Jackson... Played basketball for two seasons at Hillsborough Community College... Lettered four times in football, three in basketball and four in track at Riverview H.S. of Sarasota, Florida... All-District, All-Area and All-Conference in football as a junior and senior... Two-time all-state performer in basketball.

TRANSACTIONS:

9/17/2013: Traded to Tampa Bay Storm
 4/25/2013: Traded to San Jose SaberCats
 3/23/2013: Assigned to the Orlando Predators
 1/4/2011: Assigned to Tampa Bay Storm
 6/22/2010: Released by Hamilton Tiger-Cats
 6/8/2010: Signed by Hamilton Tiger-Cats
 6/19/2009: Released by Tampa Bay Buccaneers
 5/9/2009: Signed by Tampa Bay Buccaneers
 6/20/2008: Released by Tampa Bay Buccaneers
 5/5/2008: Signed by Tampa Bay Buccaneers

CAREER AFL STATISTICS

RECEIVING

YEAR	TEAM	REC	YDS	AVG	TD	LG	YDS/G	G-S
2011	TAM	125	1619	13.0	35	45	89.9	18-17
2012	TAM	77	1012	13.1	20	45	92.0	11-11
2013	SJS	23	312	13.6	3	43	39.0	8-1
2013	ORL	21	291	13.9	6	49	97.0	3-3
Career Totals		246	3234	13.0	55	*	90.7	40-32
Game Highs		14	220	21.0	5	45	220.0	*
Season Highs		125	1619	13.8	35	45	92.0	18-17

AMARRI JACKSON ROOKIE RECORDS SET IN 2011

RECEPTIONS

125 - old record 105

RECEIVING YARDS

1,619 - old record 1,544

RECEIVING TOUCHDOWNS

35 - old record 28



DEXTER JACKSON



POS: DL
Height: 6'2
Weight: 270
Date of Birth: 3/19/1988

Experience: 3
Acquired: 2/17/2014
College: Bethune-Cookman
Hometown: Jacksonville, FL

CAREER HIGHLIGHTS: Played with the Milwaukee Mustangs (AFL) and San Jose SaberCats (AFL)... Assigned to the Storm on February 17, 2014.

2013 ORLANDO PREDATORS HIGHLIGHTS: GP/GS – 10/6...3/24 at NOV: Inactive...3/29 at SJS: Inactive...4/6 vs. PHI: Saw action at MLB...Recorded 2.5 tackles...4/20 vs. TAM: Inactive...4/28 at ARI: Inactive...5/4 at PIT: Inactive...5/11 at SPO: Inactive...5/18 at PHI: Inactive...5/25 vs. JAX: Saw action at MLB...Tallied 1.5 tackles...6/1 vs. CHI: Inactive...6/8 at TAM: Started at MLB...Recorded two tackles and a sack...6/15 vs. CLE: Saw action at MLB...Tallied a tackle...6/22 vs. PIT: Started at MLB...Tallied a half tackle...6/29 at JAX: Started at MLB...Recorded 1.5 tackles...7/6 vs. ARI: Started at MLB...Had a fumble

recovery...7/13 vs. IOW: Saw action at MLB...Recorded a half tackle...7/20 at CLE: Started at MLB...Recorded a half tackle...7/27 vs. NOV: Started at MLB...PLAYOFFS: 8/3 at PHI: Started at MLB.

2012 MILWAUKEE MUSTANGS HIGHLIGHTS: GP/GS – 5/4...3/17 at ARI: Started at MLB...Recorded a tackle...3/23 at NOV: Started at MLB...Had a tackle...3/29 vs. PIT: Started at MLB...Recorded two tackles and a half sack...4/14 at SPO: Started at MLB...4/21 at CHI: Inactive...2012 SAN JOSE SABERCATS HIGHLIGHTS: 4/28 at IOW: Saw action at MLB...Recorded a half tackle...5/5 at ARI: Started at MLB...Recorded a tackle...5/11 vs. UTA: Inactive...5/19 at SAT: Inactive...5/26 vs. CHI: Inactive...6/2 at MKE: Inactive...6/8 vs. ORL: Inactive...6/17 at KCC: Started at MLB...Recorded a tackle and half sack...6/23 vs. SPO: Started at MLB...6/30 at CHI: Started at MLB...7/7 vs. NOV: Inactive...7/14 vs. IOW: Inactive...PLAYOFFS: 7/28 at ARI: Inactive.

2011 MILWAUKEE MUSTANGS HIGHLIGHTS: GP/GS – 17/13...3/14 vs. CHI: Saw action on the defensive line...Recorded a tackle and half sack...3/19 at ARI: Started on the defensive line...tallied two tackles and a sack...3/28 vs. PIT: Saw action on the defensive line...Had three tackles and an interception...4/4 vs. PHI: Started at MLB...Tallied 1.5 tackles...4/14 at DAL: Started at MLB...Recorded two tackles...4/23 vs. GEO: Saw action at MLB...Recorded a half tackle...4/30 vs. TAM: Saw action at MLB...Recorded 1.5 tackles and a half sack...5/6 at CLE: Started at MLB...5/14 at UTA: Started at MLB...Recorded a tackle...5/26 v. ORL: Started at MLB...Recorded four tackles, two sacks and a tackle for loss...6/3 at PHI: Started at MLB...6/11 vs. KCC: Started at MLB...Tallied here tackles, a sack and a pass breakup...6/18 at JAX: Started at MLB...Had two tackles and a tackle for loss...6/25 at PIT: Started on the defensive line...Recorded a tackle and a sack...7/2 vs. CLE: Started at MLB...7/8 at NOV: Started at MLB...Recorded three tackles and a forced fumble...7/15 vs. IOW: Started at MLB...Recorded a tackle...7/2 at CHI: Started at MLB...Had a tackle.

COLLEGE INFORMATION: Played four seasons at Bethune-Cookman University...2 time All-American Senior 1st team, Junior 2nd team...2009 (Senior): Started in 11-of-11 games...Recorded 58 tackles, eight tackles for loss, 2.5 sacks and a fumble recovery...2008 (Junior): Started in 5-of-11 games for the Wildcats...Recorded 56 tackles, eight tackles for loss, 3.5 sacks and two fumble recoveries...2007 (Sophomore): Started in 10-of-11 games...Tallied 31 tackles, a sack, a tackle for loss, a forced fumble and a fumble recovery...2006 (Freshman): Appeared in nine games...Tallied nine tackles and a tackle for loss.

PERSONAL INFORMATION: Born March 19, 1988...Native of Jacksonville, FL.

TRANSACTIONS

2/17/14: Assigned to the Tampa Bay Storm
 11/6/12: Assigned to the Orlando Predators
 10/12/11: Assigned to the Milwaukee Mustangs
 2010: Assigned to the Milwaukee Mustangs

CAREER AFL STATISTICS

DEFENSE

SEASON	UT	A	TT	TFL-YDS	SACK-YDS	INT-YDS	PBU	FF	FR-YDS	TD	QH	BLK	G-S
2011	23	7	26.5	5.0-44	6.0-28	1-0	1	1	2-0	0	3	0	17-13
2012 (MKE)	1	4	3.0	0.5-4	0.5-4	0-0	0	0	0-0	0	0	0	5-4
2012 (SJS)	1	3	2.5	0.5-1	0.5-1	0-0	0	0	0-0	0	1	0	5-4
2013	4	12	10.0	1.0-5	1.0-5	0-0	1	0	1-0	0	0	0	11-7
Career:	29	26	42.0	7.0-54	8.0-38	1-0	1	1	3-0	-	4	-	38-28
Season High:	23	7	26.5	5.0-44	6.0-28	1-0	1	1	2-0	0	3	0	17-13

2013: Includes playoff start



CARL JOHNSON



POS: OL
Height: 6'5
Weight: 355
Date of Birth: 9/3/87

Experience: R
Acquired: 10/7/13
College: Florida
Hometown: Durham, NC

CAREER HIGHLIGHTS: Signed as an undrafted rookie free agent with the New Orleans Saints (NFL)... Assigned to the Tampa Bay Storm on 10/7/13.

COLLEGE INFORMATION: Played at Florida from 2006-10...Appeared in 50 games, with 33 career starts, for the Gators...A BCS National Champion (2009)...2010 (Senior): Started in 11-of-13 games... Played at the left guard position...2009 (Junior): Started in all 14 games at the left tackle position... Started in the 2010 Allstate Sugar Bowl victory over Cincinnati...2008 (Sophomore): Started in 8-of-14 games...Started at left guard in the 2008 SEC Championship game and the 2009 FedEx BCS National Championship game...2007 (Redshirt Freshman): Played in 11 games...Played at three different positions on the offensive line...2006 (Freshman): Redshirted this season.

PERSONAL INFORMATION: Prepped at Southern High School (Durham, NC)...Rated the No. 6 offensive lineman in the country...Earned Parade All-American status his senior year and was selected to play in the U.S. Army All-American Game...Named the 2005 Gatorade Player of The Year in North Carolina.



RICKY JOHNSON



POS: DB
Height: 6'0
Weight: 198
Date of Birth: 3/5/87

Experience: R
Acquired: 10/18/13
College: Fort Valley State
Hometown: Atlanta, GA

CAREER HIGHLIGHTS: Assigned to the Storm on October 18, 2013.

OTHER PROFESSIONAL EXPERIENCE: Played for the Cedar Rapids Titans of the Indoor Football League...Earned All-IFL honors in 2013.

COLLEGE INFORMATION: Played collegiately at Fort Valley State University...Earned First Team All-Southern Intercollegiate Athletic Conference honors his senior season...He finished his senior year with 90 tackles, eight tackles for a loss including 3.5 sacks, an interception, three fumble recoveries and two forced fumbles.

PERSONAL INFORMATION: Born March 5, 1987.



JOSH JULMISTE



POS: DL
Height: 6'6
Weight: 275
Date of Birth: 2/13/85
Experience: R
Acquired: 10/11/13
College: South Florida
Hometown: Miramar, FL

CAREER HIGHLIGHTS: Assigned to the Tampa Bay Storm on 10/11/13.

OTHER PROFESSIONAL INFORMATION: Played for the Lakeland Raiders (UIFL) and Lehigh Valley Steelhawks (IFL).

COLLEGE INFORMATION: Played two seasons (2005-06) at South Florida and appeared in 18 games...2006 (Sophomore): Played in seven games for the Bulls...Tallied 22 tackles, six tackles for a loss and four sacks... Also had three passes defended and forced two fumbles...2005 (Freshman): Appeared in 11 games for USF... Recorded eight tackles and a sack.

PERSONAL INFORMATION: Prepped at Miramar High School (Miramar, FL)...A versatile athlete, played at the tight end position in high school...Had 16 receptions for 237 yards and three touchdowns...Saw time at quarterback and completed 6-of-16 passes for 63 yards and a touchdown...Had one rushing touchdown on seven carries...A two-sport athlete, played basketball for the Patriots and led the city in scoring.



JAMMIE KIRLEW



POS: DL
Height: 6'2
Weight: 260
Date of Birth: 5/12/87
Experience: R
Acquired: 2/6/2014
College: Indiana
Hometown: Orlando, FL

CAREER HIGHLIGHTS: Drafted in the seventh round (232nd pick) of the 2010 National Football League Entry Draft by the Denver Broncos...Also spent time with the Jacksonville Jaguars, Buffalo Bills and Saskatchewan Roughriders (CFL)...Assigned to the Storm February 6, 2014.

COLLEGE INFORMATION: Started in 41-of-48 games for Indiana University...Was a two-time All-Big Ten selection (2008 and 2009) finished his Hoosier career third all-time in sacks (23) and second in tackles for loss (52.5)...2009 (Senior): Started in 12 games for Indiana...A second team All-Big Ten selection...Tallied 62 tackles, 15.5 tackles for loss and 6.5 sacks...Had two pass breakups, five forced fumbles and three fumble recoveries...2008 (Junior): Started in 12 games...Voted first-team All-Big Ten and Academic All-Big Ten selection...

...Recorded 74 tackles, 19.5 tackles for loss, and 10.5 sacks...Had two forced fumbles and a fumble recovery...2007 (Sophomore): Started in all 13 games for the Hoosiers...Was an Academic All-Big Ten selection...Tallied 57 tackles, 12.5 tackles for loss, 4.5 sacks, two pass breakups, a forced fumble and fumble recovery...2006 (Freshman): Played in 11 games...Was a Freshman All-Big Ten selection and Academic All-Big Ten selection...Had 27 tackles, five tackles for loss, 1.5 sacks, a forced fumble and fumble recovery...2005: Redshirted the 2005 season.

PERSONAL INFORMATION: Prepped at Cypress Creek H.S. (Orlando, FL)...Was a second team All-State selection at tight end and defensive end his senior season...Member of Cypress Creek's district champion basketball team.

TRANSACTIONS

- 2/6/14: Acquired by the Tampa Bay Storm
- 4/22/13: Signed with the Berlin Rebels (GFL)
- 2/6/13: Signed with the Saskatchewan Roughriders
- 12/9/11: Signed by the Jacksonville Jaguars
- 2011: Signed with the Buffalo Bills
- 4/24/10: Drafted by the Denver Broncos



MICHAEL LINDSEY



POS: WR/KR
Height: 6'1
Weight: 200
Date of Birth: 7/10/87
Experience: 3
Acquired: 1/5/11
College: N.W. Mississippi
Hometown: St. Petersburg, FL

CAREER HIGHLIGHTS: Returns for his third season with the Storm...Set the Franchise single-season record for kickoff return yards his rookie year with 1,745 shattering the previous mark of 1,282 held by AFL Hall of Famer George LaFrance...Led AFL in 2011 with 11 games with more than 100 kickoff return yards...His 1,745 return yards were the third most in the AFL in 2011...Led Los Medanos (JUCO) in all-purpose yards with 1,172 as a freshman...Named to 2009 NJCAA All America First Team...Originally signed with Tampa Bay 1/5/11.

HIGHLIGHTS: GP/GS - 17/17...Had 6 kick returns for 131 yards, including a 55 yard return for a touchdown in the Storm season opener, 3/23...Has seven games in which he recorded 100+ kickoff return yards...Has 4,323 career kickoff return yards...3/23 vs. JAX: Started at WR...Had 6 kick returns for 131 yards and a touchdown...Caught a pass for six yards...3/30 vs. CLE: Had five returns for 72 yards...Recorded a tackle on special teams...4/6 at UTA: Started at WR...Had two receptions for 15 yards...Had three kick returns for 42 yards and recorded a tackle on special teams...4/12 vs. SAT: Started at WR...Had nine kick returns for 150 yards...Caught three passes for 16 yards...4/20 at ORL: Started at WR...Caught four passes for 61 yards and a touchdown...4/27 at SPO: Started at WR...Caught three passes for 25 yards...Had four kick returns for 23 yards...5/4 vs. NOV: Started at WR...Caught four passes for 66 yards and a touchdown...Had two kick returns for 44 yards...5/10 at SJS: Started at WR...Caught four passes for 44 yards...Had five kick returns for 70 yards...5/18 at PIT: Started at WR...Caught five passes for 80 yards and two touchdowns...Rushed twice for four yards...Had four kick returns for 58 yards...5/25 vs. PHI: Started at WR...Had a reception of four yards...Had seven kick returns for 182 yards...Saw action on defense and recorded five tackles and a forced fumble...6/1 at IOW: Started at WR...Caught eight passes for 77 yards and a touchdown...Had 9 kick returns for 196 yards...6/8 vs. ORL: Started at WR...Caught five passes for 91 yards and a touchdown...Returned five kicks for 47 yards...6/15 at NOV: Started at WR...Caught seven passes for 84 yards and a touchdown...Had seven kick returns for 110 yards...6/22 vs. CHI: Started at WR...Caught nine passes for 95 yards and two touchdowns...Had five kickoff returns for 58 yards...7/6 vs. SPO: Started at WR...Caught four passes for 30 yards and a touchdown...Had five kickoff returns for 55 yards...Saw action at JLB and recorded two tackles...7/13 at SAT: Started at WR...Caught four passes for 38 yards...Had kick returns for 185 yards...7/20 vs. PIT: Started at WR...Caught four passes for 30 yards...Had 6 kickoff returns for 106 yards...7/27 at JAX: Inactive reserve...PLAYOFFS: 8/3 at JAX: Started at WR...Had five receptions for 77 yards and two touchdowns...Had five kick returns for 82 yards.

2012: HIGHLIGHTS: GP/GS - 10/5...Had seven 100+ yard return games on the season, 18 in his career...Third on team with 1,457 all-purpose yards...Returned from injured reserve 6/29 vs. PHI, returning eight kicks for 169 yards and a touchdown...Had a single-game career high in kick return yards, with 209 yards, the fourth highest single-game total in team history, 7/14 vs. NOV...Caught the game winning two point conversion in overtime 7/14 vs. NOV...Finished the season with 2,837 career kickoff return yards, placing him second on the franchise all-time kickoff return yards list...3/10 at Chicago: Started at WR, caught 6 passes for 76 yards and a touchdown, and had 6 kick returns for 113 yards...3/16 vs. GEO: Started at WR, caught 5 passes for 36 yards, had 2 kick returns for 26 yards, and also rushed 2 for a yard and a touchdown...3/30 vs. JAX: Had 6 kick returns for 117 yards...4/6 at NOV: Inactive...4/13 vs. CLE: Had 6 kick returns for 104 yards and one tackle on defense...4/20 at PHI: Had 6 kick returns for 133 yards and had 1 reception for 16 yards...4/30 vs. KCC: Had three kick returns for 32 yards, and recorded 1.5 tackles...5/5 vs. ORL: Inactive...5/12 at GEO: Had two kick returns for 37 yards, and caught a pass for eight yards...5/19 at CLE: Inactive...5/26 vs. MKE: Inactive...6/2 at JAX: Injured reserve...6/15 at ORL: Injured reserve...6/23 vs. SAT: Injured reserve...6/29 vs. PHI: Started at WR, caught nine passes for 105 yards, and had eight kick returns for 169 yards and a touchdown...7/7 at PIT: Started at WR, caught eight passes for 47 yards, and two touchdowns...Had seven kick returns for 152 yards...Recorded a tackle...7/14 vs. NOV: Started at WR, caught six passes for 49 yards and a touchdown, caught the game winning two point conversion in OT, returned 10 kicks for 209 yards...7/21 at SPO: Injured reserve.

2011: HIGHLIGHTS: GP/GS - 18/8...Scored three touchdowns in first career game at New Orleans...Third in AFL with 1,745 kick return yards, fifth with a 20.3 yard per return average and seventh with three TD returns...Led AFL with 11 100+ kick return yard games...Returned two kickoffs for a TD 3/27 vs. Cleveland...6/25 at JAX he set the franchise single-season record for kick return yards as he reached 1,293 surpassing George LaFrance's 1,282 yard performance in 1998...Surpassed 2,000 all-purpose yards against GEO on 7/16...Led team with 2,246 all-purpose yards and 14 100+ all-purpose yard games...3/11 at New Orleans: Saw action at WR, RB and KR, led team with 137 all-purpose yards and three touchdowns, including one on a 57 yard kickoff return...3/17 at Utah: Started at WR and returned kicks, led all-players with 170 all-purpose yards, had four catches for 34 yards and a TD, returned six kicks for 136 yards...3/27 vs. Cleveland: Started at WR and returned kicks, returned five kicks for 179 yards and two TDs, added two catches for 15 yards...4/1 vs. Jacksonville: Started at WR, caught four passes for 20 yards and returned three kickoffs for 28 yards...4/15 at Philadelphia: Played WR and returned kicks, three returns for 80 yards and 14 yards on one reception...4/23 vs. Dallas: Played WR and returned kicks, caught two passes for 69 yards and a TD, returned six kicks for 102 yards, added 1.5 tackles...4/30 at Milwaukee: Returned kicks and played WR, has seven returns for 108 yards...5/6 at Orlando: Started at WR and returned kicks, led all players with 178 all-purpose yard, five receptions for 41 yards, four kick returns for 135 yards and one rush for a two-yard touchdown...5/13 vs. Kansas City: Started at WR and returned kicks, totaled 83 all-purpose yards on four returns (46) and five receptions (39)...5/20 at Spokane: Started at WR and returned kicks, snared in five catches for 34 yards, only had one return for 13 yards...6/4 at Georgia: Played WR and returned kicks, caught two passes for 26 yards and a TD, added 28 yards on three kickoff returns...6/11 vs. Pittsburgh: Returned kicks and saw action at WR, returned seven kickoffs 140 yards, no catches, surpassed 1,000 KR yards on the season...6/17 vs. Orlando: Returned kicks, had four returns for 78 yards...6/25 at Jacksonville: Saw action at WR and KR...two catches for 16 yards...seven returns for 102 yards, set franchise single-season record surpassing George LaFrance...7/1 vs. New Orleans: Returned kicks, six returns for 117 yards, his ninth 100+ yard return game of the season...7/9 at Tulsa: Returned kicks, seven total returns (6KR-1MFG) for 162 total yards, his tenth 100+ yard return game of the season...7/16 vs. Georgia: Started at WR, caught five passes for 64 yards and one touchdown, returned six kicks for 130 yards...7/23 vs. San Jose: Started at WR, caught three passes for 51 yards...Returned five kicks for 82 yards.

MICHAEL LINDSEY STATS *CONTINUED*

COLLEGE CAREER: As a freshman in 2007, he led Los Medanos in receiving yards with 776 ... Tallied 34 receptions and eight touchdowns... Rushed for 16 yards on two carries ... Logged a career-best 255 yards and three touchdowns on seven receptions in a 34-28 win over Chabot ... Second on the team in kick return yardage with 380 yards and a touchdown on 14 returns ... Ranked second in scoring with 54 points ... Was an All-Golden Gate conference pick as a freshman... Redshirted sophomore season... Committed to Memphis and was assigned to NW Mississippi CC in 2009... Played one season for the Rangers... Named to the 2009 NJCAA All-America Team... Played in nine games, catching 52 passes for 1,060 yards and 13 touchdowns.

PERSONAL INFORMATION: Born in St. Petersburg, Florida... A business administration major... Prepped at Boca Ciega H.S (St. Pete, FL)... Also played DB.

CAREER AFL STATISTICS

RECEIVING

YEAR	TEAM	REC	YDS	AVG	TD	LG	YDS/G	G-S
2011	TAM	44	440	10.0	4	45	24.4	18-8
2012	TAM	40	364	9.1	6	44	36.4	10-5
2013	TAM	73	820	11.2	12	40	48.2	17-17
Career Totals		157	1624	10.3	22	*	36.1	45-30

RUSHING

Year	Team	Att	Yds	Avg	TD	LG	YDS/G	G-S
2011	TAM	8	-2	-0.3	3	3	-0.1	18-8
2012	TAM	2	1	0.5	1	3	0.1	10-5
2013	TAM	6	4	0.7	0	4	0.2	17-17
Career Totals		16	3	0.2	4	*	0.1	45-30

KICKOFF RETURNS

YEAR	TEAM	RET	YDS	AVG	TD	LG	MISSED FG RETURNS					
							RET	YDS	AVG	TD	LG	TOTAL
2011	TAM	86	1745	20.3	3	57	2	63	31.5	0	39	1808
2012	TAM	56	1082	19.3	1	56	0	0	0.0	0	0	1082
2013	TAM	90	1537	17.1	1	55	0	0	0.0	0	0	1537
Career Totals		232	4364	18.8	4	*	2	63	31.5	0	*	4427



CARLOS LOPEZ



POS: K

Height: 5'10

Weight: 200

Date of Birth: 12/12/89

Experience: R

Acquired: 10/1/13

College: Middle Tennessee

Hometown: Seymour, TN

CAREER HIGHLIGHTS: 2012: Played in all 12 games as the primary place-kicker and kickoff specialist ... Connected on 17 of 22 field goals and made all 36 of his extra points ... The 17 field goals ranked tied for the second-most in a single-season and his 87 points ranked as the third highest by a kicker ... Had two stretches where he made five straight three-pointers ... Made both his field goal attempts and scored seven points in opener against McNeese ... Connected on a 36-yard field goal and scored seven points in win over FAU ... Went 2-for-2 in field goals at Memphis, including a long of 43 yards ... Also scored 12 points at Memphis ... Missed his first field goal at Georgia Tech (42 yards) ... Hit a 44-yard field goal against ULM in his only attempt ... Hit both his field goals (33, 31) against FIU and scored 10 points ... Connected on both field goal attempts at WKU ... Hit two of three field goals at USA ... Connected on three of four field goals in win over Troy.


2011: Preseason First Team All-SAC as a placekicker ... Made 4 of 6 field goals and connected on 35 of 37 extra points in his final year at Carson Newman ... Hit a long field goal of 46 yards ... Averaged 53.6 yards on kickoffs.

2010: Redshirted. 2009: Second team All-SAC selection ... Started all 14 games for the Eagles ... Connected on 10-of-11 field goal attempts to finish third in the conference ... Made 67-of-69 extra points to lead the league ... Fifth in the SAC in scoring with 97 points ... Named SAC Special Teams Player of the Week after making all three field goal attempts, including the game-winner, in Carson-Newman's 23-20 win over Newberry (9/26) ... Set a school record for most extra points made in a game by connecting on all 11 attempts in a win over Brevard (10/24).

2008: Made 1-of-4 field goal attempts and 22-of-24 extra point attempts.

HIGH SCHOOL: Standout at Seymour in Seymour, Tenn... Earned All-District, All-Region, and All-State honors ... Helped lead the Eagles to a district title ... Also played soccer.

PERSONAL INFORMATION: Full Name: Jose Carlos Sanchez-Lopez ... Parents: Jose and Arly Alayon ... Born: 12/12/89.



ALFRED MCCULLOUGH

 #68

POS: OL

Height: 6'2

Weight: 311

Date of Birth: 7/16/89

Experience: 1

Acquired: 1/30/13

College: Alabama

Hometown: Athens, AL

CAREER HIGHLIGHTS: Signed as an undrafted free agent with the Philadelphia Eagles (NFL) on May 17, 2012... Assigned to the Storm on January 30, 2013.

2013 HIGHLIGHTS: GP/GS – 16/16... Scored his first touchdown since middle school on a screen pass, 3/30 vs. CLE... 3/23 vs. JAX: Started at G... 30 vs CLE: Started at G... Had one reception for 17 yards and a touchdown... 4/6 at UTA: Started at G... 4/12 vs. SAT: Started at G... 4/20 at ORL: Started at G... 4/27 at SPO: Started at G... 5/4 vs NOV: Started at G... 5/10 at SJS: Did not play... 5/18 at PIT: Started at G... 5/25 vs PHI: Started at G... 6/1 at IOW: Started at G... 6/8 vs. ORL: Started at G... 6/15 at NOV: Started at G... 6/22 vs. CHI: Started at G... 7/6 vs. SPO: Started at G... 7/13 at SAT: Started at G... 7/20 vs. PIT: Started at G... 7/27 at JAX: Started at G... PLAYOFFS: 8/3 at JAX: Started at G... Had one reception for 20 yards.

OTHER PROFESSIONAL EXPERIENCE: Spent time with the Baltimore Ravens (NFL) in 2012 mini-camp.

COLLEGE INFORMATION: Played at Alabama from 2007-11... Appeared in 32 games, with 10 career starts, for the Crimson Tide... A two-time BCS National Champion (2010 and 2012)... 2011 (Senior): Played in 13 games with six starts on the offensive line... Played in every game of the season... 2010 (Junior): Started in 4-of-12 games on the offensive line... Named Offensive Player of the Week for his performance against Mississippi... 2009 (Sophomore): Played in six games a reserve offensive lineman... 2008: Did not play this season due to transition from defensive to offensive line... 2007 (Freshman): Appeared in one game on the defensive line... Recorded a half tackle, and a fumble recovery in a win over Western Carolina.

PERSONAL INFORMATION: Born on July 16, 1989... Prepped at Athens High School (Athens, AL)... Super All-State Team honoree and first-team Class 5A All-State selection by The Birmingham News... Led Athens to a Class 5A Alabama State Championship... Recorded 128 tackles and 28 tackles for loss in his junior and senior seasons at Athens High School.

TRANSACTIONS:

1/30/2013: Assigned to the Tampa Bay Storm

8/25/2012: Waived by the Philadelphia Eagles

5/17/2012: Signed by the Philadelphia Eagles as an undrafted free agent

4/29/2012: Invited to the Baltimore Ravens mini-camp

CAREER AFL STATISTICS

RECEIVING

YEAR	TEAM	REC	YDS	AVG	TD	LG	YDS/G	G-S
2013	TAM	3	51	17.0	1	20	2.7	17-17
Career Totals		3	51	17.0	1	*	2.7	17-17
Game Highs		1	20	20.0	1	20	105.0	*
Season Highs		3	51	17.0	1	20	2.7	17-17

*Includes Post-Season



RAYMOND McNEIL



POS: C

Height: 6'2

Weight: 315

Date of Birth: 10/14/84

Experience: 3

Acquired: 9/17/13

College: Fort Valley State

Hometown: Riverside, CA

CAREER HIGHLIGHTS: Earned First Team All-af2 honors for the Green Bay Blizzard in 2008 and Milwaukee Iron in 2009...Acquired by the Storm via trade with the San Jose SaberCats on September 17, 2013.

2013 SAN JOSE SABERCATS HIGHLIGHTS: GP/GS – 15/12...3/23 at SAT: Started at C...3/29 vs. ORL: Started at C...4/6 at ARI: Started at C...4/19 vs. SPO: Started at C...4/27 at NOV: Started at C...5/4 vs. CLE: Started at C...5/5 vs. TAM: Started at C...5/18 at JAX: Started at C...5/25 vs. UTA: Started at C...6/1 at SPO: Started at C...6/8 vs. PIT: Saw action at C...6/15 at IOW: Started at C...6/22 vs. ARI: Saw action at C...6/29 at UTA: Started at C...7/6 vs. SAT: Saw action at C...7/13 at PIT: Inactive...7/20 vs. PHI: Inactive...7/27 vs. CHI: Inactive...PLAYOFFS: 8/4 at ARI: Inactive.

2012 MILWAUKEE MUSTANGS HIGHLIGHTS: GP/GS – 14/13...3/17 at ARI: Started at C...3/23 at NOV: Started at C...3/29 vs. PIT: Started at C...4/14 at SPO: Started at C...4/21 at CHI: Inactive...4/28 vs. UTA: Started at C...5/5 at PHI: Started at C...5/11 vs. CLE: Inactive...5/18 vs. GEO: Saw action at C...5/26 at TAM: Started at C...6/2 vs. SJS: Started at C...6/8 vs. PHI: Started at C...6/16 at PIT: Started at C...6/22 vs. ARI: Inactive...6/29 at CLE: Started at C...7/6 at JAX: Started at C...7/14 vs. CHI: Inactive...7/22 at ORL: Started at C...

2011 UTAH BLAZE HIGHLIGHTS: GP/GS – 9/9...3/17 vs. TAM: Started at C...3/26 at ORL: Started at C...3/31 vs. DAL: Started at C...4/8 at SJS: Started at C...4/15 vs. SPO: Started at C...4/23 at ARI: Started at C...5/6 at GEO: Inactive...5/14 vs. MKE: Started at C...5/21 vs. SJS: Started at C...5/27 at IOW: Started at C...SPOKANE SHOCK HIGHLIGHTS: GP/GS – 6/6...6/10 vs. PHI: Started at C...6/18 vs. CHI: Started at C...6/25 at NOV: Started at C...7/2 at ARI: Started at C...7/9 vs. UTA: Started at C...7/16 vs. SJS: Started at C...7/22 at JAX: Started at C...PLAYOFFS: 7/29 at ARI: Started at C...

OTHER PROFESSIONAL EXPERIENCE: Played with the Green Bay Blizzard (af2) and Milwaukee Iron (af2) earning First Team All-af2 honors in 2008 and 2009.

COLLEGE INFORMATION: Attended Fort Valley State University (GA)...Was an All-Southern Intercollegiate Athletic Conference selection...Played in the Magnolia Gridiron Classic All-Star game.

PERSONAL INFORMATION: Born October 14, 1984...Native of Riverside, CA...Prepped at Jurupa Valley High School (Mira Loma, CA).

TRANSACTIONS:

9/17/13: Acquired by the Tampa Bay Storm via trade with San Jose

11/7/12: Acquired by the San Jose SaberCats

2012: Acquired by Milwaukee Mustangs

2011: Traded to Spokane Shock

2011: Acquired by the Utah Blaze



TRAVAUN NIXON



POS: DB

Height: 6'0

Weight: 200

Date of Birth: 11/20/90

Experience: R

Acquired: 10/3/13

College: University of Texas – El Paso


Hometown: Hueneme, CA

CAREER HIGHLIGHTS: Assigned to the Tampa Bay Storm on 10/9/13.

COLLEGE INFORMATION: Began his collegiate career at Ventura J.C. before transferring to University of Texas - El Paso... UTEP: 2011 (Senior): Recorded 50 total tackles including 1.5 for a loss...Reeled in four interceptions for 20 yards...Had three punt returns for 50 yards...2010 (Junior): Started in 9-of-12 games...Named the team's Defensive MVP...Led the Minors in interceptions with four and was second among defensive backs with 75 tackles...Fourth in Conference USA in interceptions...Finished the season with 75 total tackles including four for a loss...Had four interceptions for 140 yards...Returned five punts for 79 yards and six kicks for 122 yards...VENTURA J.C.: 2009 (Sophomore): Named to the Southern California Football

Association's All-Star first team...Had three interceptions in 18 minutes against Cerritos Junior College...Recorded 38 tackles including 4.5 for losses...Had five pass breakups, a forced fumble, and a blocked kick...Reeled in six interceptions for 74 yards and a touchdown...2008 (Freshman): Played in 10 games...Recorded 81 tackles including one for a loss of eight yards...Had three interceptions, six pass breakups and a fumble recovery.

PERSONAL INFORMATION: Prepped at Hueneme High School (Port Hueneme, CA)...In two seasons he amassed nearly 200 tackles to go along with 11 interceptions...Returned four interceptions for touchdowns...Also saw action at wide receiver brining in 85 catches and 11 touchdowns, and returned a punt for a touchdown.



CHRIS SMITH

#4

POS: DB
Height: 5'10
Weight: 186
Date of Birth: 6/23/1987
Experience: 1
Acquired: 11/5/2012
College: Northern Illinois
Hometown: Palmetto, FL

CAREER HIGHLIGHTS: Drafted in the fourth round of the 2011 United Football League Entry Draft by the Omaha Nighthawks...Assigned to the Storm on November 5, 2012.

HIGHLIGHTS: GP/GS – 14/14...Had his first interception of the season versus CLE, 3/30...Has an interception in two consecutive games (3/30 vs. CLE; 4/6 at UTA)...Leads the team with eight (8) interceptions...Is sixth in the AFL with eight (8) interceptions...3 /23 vs. JAX; Started at DB...Had 4.5 tackles...3/30 vs CLE: Started at DB...Tallied six tackles, an interception...4/6 at UTA: Started at DB...Tallied four tackles and an interception return for 33 yards...4/12 vs. SAT: Started at DB...Had 3.5 tackles...4/20 at ORL: Started at DB...Recorded eight tackles...Had an interception...4/27 at SPO: Started at DB...Tallied 1.5 tackles. Reeled in an interception...5/4 vs NOV: Started at DB...Tallied 3.5 tackles and had two pass breakups...5/10 at SJS: Started at DB...Led the team with 5.5 tackles...Reeled in two interceptions...5/18 at PIT: Started at DB...Lead the team with nine tackles including a tackle for a loss of three yards...Had four pass breakups and an interception return for 20 yards...5/25 vs PHI: Started at DB...Led the team with six tackles...6/1 at IOW: Inactive...6/8 vs. ORL: Inactive...6/15 at NOV: Started at DB...Recorded 3.5 tackles...Hauled in an interception and had a pass breakup...6/22 vs. CHI: Started at DB...Recorded 3.5 tackles...7/6 vs. SPO: Started at DB...Tallied 4.5 tackles...7/13 at SAT: Inactive...7/20 vs. PIT: Started at DB...Led the team with seven tackles including a tackle for a loss of two yards...Also had three pass breakups...7/27 at JAX: Inactive...PLAYOFFS: 8/3 at JAX: Started at DB...Tallied 7.5 tackles.

OTHER PROFESSIONAL EXPERIENCE: Signed with the St. Louis Rams (NFL) on July 29, 2011...Activated from the Rams practice squad on December 8, 2011...Played in three games for the Rams recording three tackles.

COLLEGE INFORMATION: Played for Highland Community College (Highland, KS) prior to transferring to Northern Illinois (DeKalb, IL)...NORTHERN ILLINOIS: Was a First-team All Mid-American Conference selection in 2010...Named NIU's 2010 Defensive Back of the Year...2010 (Senior): Started 13 games at cornerback...His 15 passes defended, including 12 pass break-ups and three interceptions, ranked second in the league with 1.15 per game...Led the Huskies in pass break-ups and ranked second on the team in INTs...Led the team with 50 solo tackles...Tallied 4.5 tackles for loss and forced a fumble...His 12 passes break-ups were the most by a Huskies defender since 2003 and tied for the third-most all-time...Credited with seven stops, a tackle for loss and a career-best three pass break-ups versus Fresno State in the 2010 Humanitarian Bowl...2009 (Junior): Appeared in 13 games and started 12...Tied for third on the team in pass break-ups with four and finished fourth on the team in tackles with 70...Totalled eight tackles, with five solo stops, against South Florida in the International Bowl (1-3)...HIGHLAND COMMUNITY COLLEGE: Second-team All-Conference selection in 2008...Ranked the 48th best JUCO prospect in the country...2008: Recorded 41 tackles, six interceptions, 15 pass break-ups, forced two fumbles and blocked a kick for Highland C.C. in 2008...Saw action at cornerback as well as kick and punt returner.

PERSONAL INFORMATION: Born June 23, 1987...Son of Michelle Johnson and Donald Smith...Twin brother Donald Smith also played for the NIU Huskies...High School teammate of Storm WR Joe Hills.

TRANSACTIONS:

5/2/2011: Selected in the 4th round of the United Football League Entry Draft by the Omaha Nighthawks
 7/29/2011: Signed with the St. Louis Rams (NFL)
 12/8/2011: Activated from St. Louis Rams practice squad
 11/5/2012: Assigned to the Tampa Bay Storm


CAREER AFL STATISTICS

DEFENSE (REGULAR SEASON)

YEAR	TEAM	UT	A	TT	TFL-YDS	SACK-YDS	INT-YDS	PBU	FF	FR-YDS	TD	QH	BLK	G
2013	TAM	62	17	70.5	2.0-5	0-0	8-53	11	0	0-0	0	0	0	14-14
Career Totals	62	17	70.5	2.0-5	0-0	8-53	11	0	0-0	0	0	0	0	14-14
Game Highs	8	3	9.5	1.0-3	0-0	2-0	3	0	0-0	0	0	0	0	*
Season Highs	62	17	70.5	1.0-5	0-0	2-0	11	0	0-0	0	0	0	0	14-14

DEFENSE (POSTSEASON)

YEAR	TEAM	UT	A	TT	TFL-YDS	SACK-YDS	INT-YDS	PBU	FF	FR-YDS	TD	QH	BLK	G
2013	TAM	6	3	7.5	0-0	0-0	0-0	0	0	0-0	0	0	0	1-1
Career Totals	6	3	7.5	0-0	0-0	0-0	0	0	0	0-0	0	0	0	1-1



SAMUEL TRANKS

#


POS: WR
Height: 6'0
Weight: 190
Date of Birth: 12/14/86
Experience: R
Acquired: 9/20/2013
College: Seton Hill (PA)
Hometown: Philadelphia, PA

CAREER HIGHLIGHTS: Won a Grey Cup Championship in 2012 as a member of the Toronto Argonauts (CFL)...Assigned to the Storm on September 20, 2013.

OTHER PROFESSIONAL EXPERIENCE: Spent time with the Tulsa Talons (AFL) in 2011.

College Information: Played four seasons at Seton Hill University (PA) appearing in 43 games for the Griffins...2009 (Senior): Was a CDS Division II Preseason All-American...Played in nine games for the Griffins...Caught 36 passes for 482 yards and four touchdowns...Rushed four times for 69 yards...Had 22 kick returns for 493 yards and eight punt returns for 92 yards...2008 (Junior): Named a Don Hansen's Football Gazette Co-Specialist of the Year...First Team All-West Virginia Intercollegiate Athletic Conference selection...Appeared in 13 games...Hauled in 63 receptions for 826 yards and seven touchdowns...Rushed five times for 41 yards...Had 26 kick returns for 574 yards and a touchdown to go with 18 punt returns for 431 yards and four touchdowns...2007 (Sophomore): All-WVIAC honorable mention as a kick returner...Caught 25 passes for 422 yards and five touchdowns...Rushed twice for two yards...Returned 36 kicks for 928 yards and a touchdown...Had 18 punt returns for 175 yards and a touchdown...2006 (Freshman): Caught 12 passes for 166 yards and two touchdowns...Rushed twice for 14 yards...Had 40 kick returns for 757 yards to go with 11 punt returns for 34 yards.

PERSONAL INFORMATION: Born December 14, 1986...A Philadelphia, PA native...Prepped at Martin Luther King H.S. (Philadelphia, PA) and started at cornerback, wide receiver and returner on special teams.



ISIAH WILEY

#

POS: DB
Height: 6'0
Weight: 180
Date of Birth: 5/24/90
Experience: R
Acquired: 10/2/13
College: Belhaven University (MS)
Hometown: West Monroe, LA

CAREER HIGHLIGHTS: Assigned to the Tampa Bay Storm on 10/2/13.

OTHER PROFESSIONAL EXPERIENCE: Invited to the Tampa Bay Buccaneers (NFL) rookie mini-camp.

COLLEGE INFORMATION: Began his collegiate career at Arizona Western J.C. before transferring to University of Southern California and settling in at Belhaven...BELHAVEN UNIVERSITY: 2012 (Senior): Played in 10 games for the Blazers...Finished the season with 23 tackles, 1.5 tackles for a loss and two interceptions...Had six pass breakups and two forced fumbles...SOUTHERN CALIFORNIA: 2011 (Junior): Started in 6-of-10 games for the Trojans...Recorded 39 tackles including two tackles for a loss with a sack...

Had four pass breakups and a fumble recovery...ARIZONA WESTERN J.C.: Earned NJCAA All-American first team honors and named NJCAA Region I Defensive Co-MVP as a sophomore...2010 (Sophomore): Played in 11 games for the Matadors...Recorded 52 tackles including four tackles for a loss of 20 yards...Had 10 pass breakups and returned three interceptions for 35 yards...2009 (Freshman): Played in 8 games...Tallied 32 tackles.

PERSONAL INFORMATION: Prepped at West Monroe High School (West Monroe, LA)...Earned 2008 Class 5A All-State first team honors...Recorded 45 tackles and two interceptions as a senior in 2008.



JERRELL YOUNG



POS: DB

Height: 6'1

Weight: 209

Date of Birth: 9/24/87

Experience: R

Acquired: 10/10/13

College: South Florida

Hometown: St. Petersburg, FL

CAREER HIGHLIGHTS: Signed as an undrafted rookie free agent with the Jacksonville Jaguars (NFL) in 2012...Assigned to the Tampa Bay Storm on 10/3/13.

COLLEGE INFORMATION: Played four seasons (2007-11) at South Florida, playing in 46 games and starting in 30...Was a second-team All-Big East selection in his senior year...2011 (Senior): Started in all 12 games for the Bulls...Was a second team All-Big East selection...Recorded 51 tackles including three tackles for a loss of eight yards...He had two interceptions, two pass breakups and a forced fumble...2010 (Junior): Started in 11-of-12 games...Notched 41 total tackles including one for a loss of

two yards...Young hauled in three interceptions and had three pass breakups...Reeled in the game winning interception against the Miami Hurricanes with five seconds left on the clock...2009 (Sophomore): Started in 6-of-9 games for the Bulls...Tallied 21 tackles and two pass breakups...2008 (Redshirt Freshman): Started in 1-of-13 games...Made his starting debut in the magicJack St. Petersburg Bowl against Memphis...Finished the season with 25 tackles including a tackle for a loss of a yard...Also had a pass breakup...2007 (Freshman): Redshirted this season.

PERSONAL INFORMATION: Prepped at Gibbs High School (St. Petersburg, FL)...Rushed for 1,583 yards and 16 touchdowns and recorded 122 tackles and six interceptions...Was a first team All-State selection as a senior...A three sport athlete having won Team MVP as a senior in football, track and basketball...Was a City and Sun Coast District Champion in the 100 and 200 meters races...He is the cousin of former Cincinnati Bengal Peter Warrick.

TAMPA BAY STORM

SEASON IN REVIEW

2013 SEASON IN REVIEW

FIVE TIME WORLD CHAMPIONS | '91 '93 '95 '96 '03 

GAME 01 JACKSONVILLE SHARKS 64, TAMPA BAY STORM 55

JACKSONVILLE SHARKS (1-0) VS. TAMPA BAY STORM (0-1)

MAR 23, 2013 • TAMPA, FL • TAMPA BAY TIMES FORUM • ATT: 12,222



JACKSONVILLE'S LATE SCORING SPOILS TAMPA BAY STORM AFL OPENER, 64-55

TAMPA, FL - Quarterback Bernard Morris threw for a pair of touchdowns in the game's final two minutes as the Jacksonville Sharks (1-0) defeated the Tampa Bay Storm (0-1), 64-55, in the season-opening Arena Football League game on the Amalie Motor Oil field at the Tampa Bay Times Forum Saturday night.

First-time Storm quarterback Adrian McPherson, an AFL veteran, kept the Storm in the game and set a team single-game record with 5 rushing touchdowns. All from one-yard out except for a dazzling 35 yard burst in the second quarter.

Michael Lindsey ran back a kickoff 55 yards with 2:31 left in the game

to give the Storm a 55-49 lead. The Sharks got the ball back with 1:48 remaining and scored on a Morris to Jeff Hughley pass. The ensuing onside kick was recovered by the Sharks and Morris went to work connecting with Jeron Harvey for 36 yards. This gave the Sharks a 62-55 lead with 44 seconds left. Morris ran in the final 2-point conversion.

The game was tied four times in the first half and the Storm took a 28-21 lead following the net recovery a little more than four minutes left in the second quarter. Storm lineman Rodney Beamon recovered the kickoff on the Jacksonville one yard line. From there McPherson went in from one yard out for his record-setting rushing 4th score of the game.

SCORE BY QUARTERS	1	2	3	4	SCORE
Jacksonville Sharks	14	14	14	22	64
Tampa Bay Storm	7	21	14	13	55

SCORING SUMMARY	PLAY	SCORE
1st	12:13 JAX HARVEY, J. 13 yd pass from MORRIS, B. (CAPOZZOLI, M. kick)	7 - 0
	06:23 TBY MCPHERSON, A. 1 yd run (BONGARRA, J. kick)	7 - 7
	03:30 JAX WHITE, M. 6 yd pass from MORRIS, B. (CAPOZZOLI, M. kick)	14 - 7
2nd	13:12 TBY MCPHERSON, A. 1 yd run (BONGARRA, J. kick)	21 - 14
	08:41 JAX MORRIS, B. 5 yd run (CAPOZZOLI, M. kick)	14 - 14
	05:04 TBY MCPHERSON, A. 35 yd run (BONGARRA, J. kick)	21 - 21
	03:55 TBY MCPHERSON, A. 1 yd run (BONGARRA, J. kick)	21 - 28
	00:11 JAX HUGHLEY, J. 5 yd pass from MORRIS, B. (CAPOZZOLI, M. kick)	28 - 28
3rd	13:16 TBY HILLS, J. 15 yd pass from MCPHERSON, A. (BONGARRA, J. kick)	28 - 35
	11:25 JAX TAYLOR, R. 32 yd run (CAPOZZOLI, M. kick)	35 - 35
	05:24 JAX HARVEY, J. 1 yd pass from MORRIS, B. (CAPOZZOLI, M. kick)	42 - 35
	00:54 TBY HILLS, J. 16 yd pass from MCPHERSON, A. (BONGARRA, J. kick)	42 - 42
4th	07:01 TBY MCPHERSON, A. 1 yd run (BONGARRA, J. kick)	42 - 49
	03:24 JAX WHITE, M. 25 yd pass from MORRIS, B. (CAPOZZOLI, M. kick)	49 - 49
	02:35 TBY LINDSEY, M. 55 yd kickoff return (BONGARRA, J. kick block)	49 - 55
	00:53 JAX HUGHLEY, J. 25 yd pass from MORRIS, B. (CAPOZZOLI, M. kick)	56 - 55
	00:44 JAX HARVEY, J. 36 yd pass from MORRIS, B. (MORRIS, B. rush)	64 - 55

TAMPA BAY STORM	RUSHING	NO.	GAIN	LOSS	NET	TD	LG	AVG.
MCPHERSON	10	58	0	58	5	35	5.8	
CROSBY	4	8	0	8	0	3	2.0	
LINDSEY	1	1	0	1	0	1	1.0	
TOTALS	15	67	0	67	5	35	4.5	

PASSING	CMP-ATT-INT	YDS	TD	LONG	SACK
MCPHERSON	20-33-0	218	2	21	1
TEAM	0-0-0	-1	0	0	0
TOTALS	20-33-0	217	2	21	1

RECEIVING	NO.	YDS	TD	LG
ELLINGSON	15	159	0	21
HILLS	4	53	2	16
LINDSEY	1	6	0	6
TOTALS	20	218	2	21

ALL RETURNS	----MFG-----			---KICKOFFS---			---INTERCEPT---		
	NO	YDS	LG	NO	YDS	LG	NO	YDS	LG
LINDSEY	0	0	0	6	131	55	0	0	0
TOTALS	0	0	0	6	131	55	0	0	0

JACKSONVILLE SHARKS	RUSHING	NO.	GAIN	LOSS	NET	TD	LG	AVG.
TAYLOR	7	57	0	57	1	32	8.1	
MORRIS	5	20	0	20	1	10	4.0	
TOTALS	12	77	0	77	2	32	6.4	

PASSING	CMP-ATT-INT	YDS	TD	LONG	SACK
MORRIS	24-31-0	269	7	36	0
TOTALS	24-31-0	269	7	36	0

RECEIVING	NO.	YDS	TD	LG
HUGHLEY	13	146	2	25
HARVEY	6	62	3	36
WHITE	4	47	2	25
AVERY	1	14	0	14
TOTALS	24	269	7	36

ALL RETURNS	----MFG-----			---KICKOFFS---			---INTERCEPT---		
	NO	YDS	LG	NO	YDS	LG	NO	YDS	LG
HUGHLEY	0	0	0	6	101	32	0	0	0
TOTALS	0	0	0	6	101	32	0	0	0

TAMPA BAY STORM	U	A	TT	TFL/YDS	FF	FR-YDS	INT-YDS	BRUP	BLKD	SK/YDS	QBH
BARKSDALE	7	2	8.0					1			
ROBERTS	5	2	6.0					1			
SMITH	3	3	4.5								
FANOR	2	3	3.5								
CUFF	3		3.0								
TYLER	1	1	1.5								
DAVIS	1	1	1.5								
GRIFFIN	1		1.0								
HILLS	1		1.0								
BEAMON	1		1.0			1-0					
BONGARRA		1	0.5								
ELLINGSON		1	0.5								
LINDSEY		1	0.5								
DOLCE		1	0.5								

FIELD GOAL ATTEMPTS

None

JACKSONVILLE SHARKS	U	A	TT	TFL/YDS	FF	FR-YDS	INT-YDS	BRUP	BLKD	SK/YDS	QBH
BELTON	10		10.0					2			
ROBINSON	4	1	4.5					3			
SMITH	4	1	4.5								
ALFORD	2	3	3.5								
TURNER	2	2	3.0	1.0/1						1.0/1	
DUNCAN	1	3	2.5								
OKPOKOWURUK	1	2	2.0								
ROBBINS	1	1	1.5								
AVERY	1		1.0								
HUGHLEY	1		1.0								
MARCORELLE		1	0.5						1		2

FIELD GOAL ATTEMPTS

None

TEAM STATS

TEAM TOTALS	JAX	TAM
FIRST DOWNS	21	22
Rushing	5	7
Passing	14	13
Penalty	2	2
NET YARDS RUSHING	77	67
Rushing Attempts	12	15
Average Per Rush	6.4	4.5
Rushing Touchdowns	2	5
NET YARDS PASSING	269	217
Completions-Attempts-Int	24-31-0	20-33-0
Average Per Attempt	8.7	6.6
Average Per Completion	11.2	10.9
Passing Touchdowns	7	2
TOTAL OFFENSE YARDS	346	284
Total offense plays	43	49
Average Gain Per Play	8.0	5.8
Fumbles: Number-Lost	1-1	0-0
Penalties: Number-Yards	5-32	4-30
KICKOFFS-YARDS	9-503	9-498
Average Yards Per Kickoff	55.9	55.3
Net Yards Per Kickoff	40.8	42.4
Touchbacks	1	3

TEAM TOTALS	JAX	TAM
MFG Returns: Number-Yards-TD	0-0-0	0-0-0
Average Per Return	0.0	0.0
Kickoff returns: Number-Yards-TD	6-101-0	6-131-1
Average Per Return	16.8	21.8
Interceptions: Number-Yds-TD	0-0-0	0-0-0
Fumble Returns: Number-Yards-TD	0-0-0	0-0-0
Miscellaneous Yards	0	0
Possession Time	28:16	31:44
1st Quarter	6:22	8:38
2nd Quarter	7:55	7:05
3rd Quarter	4:59	10:01
4th Quarter	9:00	6:00
Third-Down Conversions	3 of 4	4 of 7
Fourth-Down Conversions	0 of 1	1 of 3
Red-Zone Scores-Chances	4-4	4-5
Sacks By: Number-Yards	1-1	0-0
PAT Kicks	8-8	7-8
2-Point drop-kick PATs	0-0	0-0
Field Goals	0-0	0-0
4-Point drop kick FGs	0-0	0-0
Touchdowns (Rush-Pass-Return)	2-7-0	5-2-1

2013 SEASON IN REVIEW

FIVE TIME WORLD CHAMPIONS | '91 '93 '95 '96 '03 

GAME 02 CLEVELAND GLADIATORS 47, TAMPA BAY STORM 69

CLEVELAND GLADIATORS (0-2) VS. TAMPA BAY STORM (1-1)

MAR 30, 2013 • TAMPA, FL • TAMPA BAY TIMES FORUM • ATT: 10,142



QUARTERBACK MCPHERSON LEADS STORM OVER GLADIATORS, 69-47

TAMPA, FL - Quarterback Adrian McPherson, who ran for a team-record 5 touchdowns last week, tuned up his arm by passing for 8 TDs and 362 yards, without an interception, as the Tampa Bay Storm defeated the Cleveland Gladiators, 69-47, Saturday night in an Arena Football League game on the Amalie Motor Oil Field in the Tampa Bay Times Forum.

McPherson also ran for two more scores of 1 and 14 yards.

Tampa Bay evened its AFL record to 1-1 and Cleveland fell to 0-2.

Storm wide receiver Joe Hills used his 6-5 frame in making 10 catches for 155 yards and three touchdowns.

Tampa Bay held serve in the 3rd period and had a 49-41 lead.

The Storm took a 35-27 halftime lead by closing out the 2nd quarter with a pair of touchdowns. McPherson connected with Hills for 15 yards with 1:52 left. An onside kick by Tampa Bay was recovered by the Storm with 56 seconds remaining. McPherson went to work driving the Storm 40 yards on 4 plays and hitting Michael Lindsey for 18 yards with only 7 seconds left.

Hills had 112 first-half yards on 7 catches and a pair of scores. McPherson was four of 7 for 200 yards and 4 TDs.

SCORE BY QUARTERS

	1	2	3	4	SCORE
Cleveland Gladiators	13	14	14	6	47
Tampa Bay Storm	7	28	14	20	69

SCORING SUMMARY

	PLAY	SCORE
1st	09:56 CLE STEINER, D. 3 yd run (GORNALL, R. kick blockd)	6 - 0
	04:37 TBY MCPHERSON, A. 1 yd run (BONGARRA, J. kick)	6 - 7
	02:02 CLE WILSON, J. 8 yd pass from ZBYDNIIEWSKI, B. (GORNALL, R. kick)	13 - 7
2nd	13:58 TBY HILLS, J. 34 yd pass from MCPHERSON, A. (BONGARRA, J. kick)	13 - 14
	09:47 CLE GOODMAN, D. 1 yd run (GORNALL, R. kick)	20 - 14
	07:23 TBY ELLINGSON, G. 3 yd pass from MCPHERSON, A. (BONGARRA, J. kick)	20 - 21
	03:48 CLE WILSON, J. 21 yd pass from ZBYDNIIEWSKI, B. (GORNALL, R. kick)	27 - 21
	01:52 TBY HILLS, J. 15 yd pass from MCPHERSON, A. (BONGARRA, J. kick)	27 - 28
	00:07 TBY LINDSEY, M. 18 yd pass from MCPHERSON, A. (BONGARRA, J. kick)	27 - 35
3rd	12:24 CLE WILSON, J. 14 yd pass from ZBYDNIIEWSKI, B. (GORNALL, R. kick)	34 - 35
	09:26 TBY MCCULLOUGH, A. 17 yd pass from MCPHERSON, A. (BONGARRA, J. kick)	34 - 42
	05:43 TBY ELLINGSON, G. 15 yd pass from MCPHERSON, A. (BONGARRA, J. kick)	34 - 49
	03:02 CLE STEINER, D. 6 yd run (GORNALL, R. kick)	41 - 49
4th	08:37 TBY LINDSEY, M. 11 yd pass from MCPHERSON, A. (BONGARRA, J. kick failed)	41 - 55
	03:50 TBY HILLS, J. 27 yd pass from MCPHERSON, A. (BONGARRA, J. kick)	41 - 62
	01:07 CLE GOODMAN, D. 6 yd pass from ZBYDNIIEWSKI, B. (GORNALL, R. kick blockd)	47 - 62
	00:47 TBY MCPHERSON, A. 14 yd run (BONGARRA, J. kick)	47 - 69

TAMPA BAY STORM

RUSHING	NO.	GAIN	LOSS	NET	TD	LG	AVG.
MCPHERSON	3	31	0	31	2	16	10.3
CROSBY	2	4	0	4	0	2	2.0
TOTALS	5	35	0	35	2	16	7.0

PASSING	CMP-ATT-INT	YDS	TD	LONG	SACK
MCPHERSON	25-38-0	362	8	36	3
TEAM	0-0-0	-5	0	0	0
TOTALS	25-38-0	357	8	36	3

RECEIVING	NO.	YDS	TD	LG
HILLS	10	155	3	34
ELLINGSON	5	95	2	36
LINDSEY	5	55	2	18
DAVIS	4	40	0	13
MCCULLOUGH	1	17	1	17
TOTALS	25	362	8	36

ALL RETURNS	[----MFG-----]			[---KICKOFFS---]			[---INTERCEPT---]		
	NO	YDS	LG	NO	YDS	LG	NO	YDS	LG
LINDSEY	0	0	0	5	72	17	0	0	0
BARKSDALE	0	0	0	0	0	0	1	0	0
FANOR	0	0	0	0	0	0	1	5	5
SMITH	0	0	0	0	0	0	1	0	0
TOTALS	0	0	0	5	72	17	3	5	5

CLEVELAND GLADIATORS

RUSHING	NO.	GAIN	LOSS	NET	TD	LG	AVG.
STEINER	3	28	0	28	2	19	9.3
GOODMAN	2	7	0	7	1	6	3.5
TOTALS	5	35	0	35	3	19	7.0

PASSING	CMP-ATT-INT	YDS	TD	LONG	SACK
ZBYDNIIEWSKI	23-34-3	246	4	23	0
TOTALS	23-34-3	246	4	23	0

RECEIVING	NO.	YDS	TD	LG
WILSON	9	106	3	23
LEWIS	7	75	0	22
GOODMAN	6	57	1	15
STEINER	1	8	0	8
TOTALS	23	246	4	23

ALL RETURNS	[----MFG-----]			[---KICKOFFS---]			[---INTERCEPT---]		
	NO	YDS	LG	NO	YDS	LG	NO	YDS	LG
LEWIS	0	0	0	1	3	3	0	0	0
GOODMAN	0	0	0	8	129	31	0	0	0
TEAM	0	0	0	1	0	0	0	0	0
TOTALS	0	0	0	10	132	31	0	0	0

TAMPA BAY STORM	U	A	TT	TFL/YDS	FF	FR-YDS	INT-YDS	BRUP	BLKD	SK/YDS	QBH
BARKSDALE	7	1	7.5	-	1	-	1-0	1	-	-	-
CUFF	6	-	6.0	-	-	-	-	-	-	-	-
SMITH	6	-	6.0	-	-	-	1-0	1	-	-	-
FANOR	4	1	4.5	-	-	-	1-5	-	-	-	-
DAVIS	2	-	2.0	-	-	-	-	-	-	-	-
BURGESS	1	-	1.0	-	-	-	-	-	-	-	-
ROBERTS	1	-	1.0	-	-	1-0	-	-	1	-	-
MCPHERSON	1	-	1.0	-	-	-	-	-	-	-	-
HOLLOWAY	1	-	1.0	-	-	-	-	-	-	-	-
LINDSEY	1	-	1.0	-	-	-	-	-	-	-	-
TYLER	1	-	1.0	-	-	1-0	-	-	-	-	-
GRIFFIN	-	-	-	-	-	-	-	-	1	-	-

FIELD GOAL ATTEMPTS

None

CLEVELAND GLADIATORS	U	A	TT	TFL/YDS	FF	FR-YDS	INT-YDS	BRUP	BLKD	SK/YDS	QBH
LOVE	5	1	5.5	-	-	-	-	1	-	-	-
ANDERSON	5	1	5.5	-	-	1-13	-	-	-	-	-
CALDWELL	5	1	5.5	-	-	-	-	-	-	-	-
WICKS	5	-	5.0	-	-	-	-	1	-	-	-
COLLING	3	1	3.5	1.0/1	1	1-0	-	-	-	1.0/1	-
BRIKOWSKI	2	3	3.5	1.0/3	1	-	-	-	-	1.0/3	-
GOODMAN	2	-	2.0	-	-	-	-	-	-	-	-
WILSON	1	1	1.5	-	-	-	-	-	-	-	-
LEWIS	1	-	1.0	-	-	-	-	-	-	-	-
BYRD	1	-	1.0	1.0/1	-	-	-	-	-	1.0/1	1
ZBYDNIIEWSKI	1	-	1.0	-	-	-	-	-	-	-	-

FIELD GOAL ATTEMPTS

None

TEAM STATS

TEAM TOTALS	CLE	TAM
FIRST DOWNS	20	25
Rushing	4	3
Passing	13	20
Penalty	3	2
NET YARDS RUSHING	35	35
Rushing Attempts	5	5
Average Per Rush	7.0	7.0
Rushing Touchdowns	3	2
NET YARDS PASSING	246	357
Completions-Attempts-Int	23-34-3	25-38-0
Average Per Attempt	7.2	9.4
Average Per Completion	10.7	14.3
Passing Touchdowns	4	8
TOTAL OFFENSE YARDS	281	392
Total offense plays	39	46
Average Gain Per Play	7.2	8.5
Fumbles: Number-Lost	3-3	2-2
Penalties: Number-Yards	3-30	10-67
KICKOFFS-YARDS	7-387	10-541
Average Yards Per Kickoff	55.3	54.1
Net Yards Per Kickoff	43.6	40.4
Touchbacks	2	1

TEAM TOTALS	CLE	TAM
MFG Returns: Number-Yards-TD	0-0-0	0-0-0
Average Per Return	0.0	0.0
Kickoff returns: Number-Yards-TD	10-132-0	5-72-0
Average Per Return	13.2	14.4
Interceptions: Number-Yds-TD	0-0-0	3-5-0
Fumble Returns: Number-Yds-TD	1-13-0	0-0-0
Miscellaneous Yards	9	2
Possession Time	28:55	31:05
1st Quarter	8:23	6:37
2nd Quarter	7:59	7:01
3rd Quarter	4:58	10:02
4th Quarter	7:35	7:25
Third-Down Conversions	1 of 2	3 of 5
Fourth-Down Conversions	0 of 1	1 of 2
Red-Zone Scores-Chances	6-7	8-9
Sacks By: Number-Yards	3-5	0-0
PAT Kicks	5-7	9-10
2-Point drop-kick PATs	0-0	0-0
Field Goals	0-0	0-0
4-Point drop kick FGs	0-0	0-0
Touchdowns (Rush-Pass-Return)	3-4-0	2-8-0

2013 SEASON IN REVIEW

FIVE TIME WORLD CHAMPIONS | '91 '93 '95 '96 '03 

GAME 03 TAMPA BAY STORM 77, UTAH BLAZE 65

TAMPA BAY STORM (2-1) VS. UTAH BLAZE (1-2)

APR 6, 2013 • SALT LAKE CITY, UT • ENERGYSOLUTIONS ARENA • ATT: 6,014



STORM DEFEATS UTAH BLAZE, 77-65

SALT LAKE CITY, UT - Adrian McPherson threw five touchdown passes and rushed for three more, and receiver Joe Hills set a franchise single-game record with 259 yards receiving as the Tampa Bay Storm claimed a victory over the Utah Blaze, 77-65. It was the second-straight victory for the Storm and first road win of the season. Tampa Bay improved to 2-1 on the season.

The two teams played to a 28-28 tie at the end of the first half. Keyed by a defense that forced a season-high five turnovers and a Demarcus Tyler safety, the Storm broke open the game with 29 points in the third quarter. Hills caught three of his game-high five touchdown passes during the third

stanza as the Storm raced out to a 57-41 lead.

Hills hauled in 16 receptions in the contest.

McPherson finished 20-of-31 passing for 294 yards and ran nine times for 41 yards. Fullback Terrence Crosby rushed for three more scores on the night.

Storm defensive back Jean Fanor had a breakout performance defensively as he forced two fumbles and also intercepted Utah quarterback Tommy Grady.

SCORE BY QUARTERS

	1	2	3	4	SCORE
Tampa Bay Storm	7	21	29	20	77
Utah Blaze	21	7	13	24	65

SCORING SUMMARY

	PLAY	SCORE
1st	11:02 UTA LESUE, A. 26 yd pass from GRADY, T. (TREVINO, A. kick)	0 - 7
	08:28 TBY MCPHERSON, A. 14 yd run (BONGARRA, J. kick)	7 - 7
	05:24 UTA LESUE, A. 5 yd pass from GRADY, T. (TREVINO, A. kick)	7 - 14
	03:08 UTA STALLINGS, B. 1 yd run (TREVINO, A. kick)	7 - 21
2nd	12:43 TBY CROSBY, T. 3 yd run (BONGARRA, J. kick)	14 - 21
	05:16 TBY CROSBY, T. 2 yd run (BONGARRA, J. kick)	21 - 21
	01:01 UTA DEADDER, C. 12 yd pass from GRADY, T. (TREVINO, A. kick)	21 - 28
	00:13 TBY MCPHERSON, A. 8 yd run (BONGARRA, J. kick)	28 - 28
3rd	12:12 TBY HILLS, J. 23 yd pass from MCPHERSON, A. (BONGARRA, J. kick)	35 - 28
	10:22 UTA THOMPSON, B. 40 yd pass from GRADY, T. (TREVINO, A. kick)	35 - 35
	05:42 TBY HILLS, J. 5 yd pass from MCPHERSON, A. (BONGARRA, J. kick)	42 - 35
	04:15 TBY TYLER, D. safety	44 - 35
	03:49 TBY MCPHERSON, A. 6 yd run (BONGARRA, J. kick)	51 - 35
	01:41 UTA URRUTIA, M. 10 yd pass from GRADY, T. (GRADY, T. pass failed)	51 - 41
	00:14 TBY HILLS, J. 36 yd pass from MCPHERSON, A. (BONGARRA, J. kick failed)	57 - 41
4th	08:29 TBY HILLS, J. 26 yd pass from MCPHERSON, A. (BONGARRA, J. kick)	64 - 41
	07:56 UTA THOMPSON, B. 53 yd kickoff return (STALLINGS, B. rush)	64 - 49
	05:58 TBY CROSBY, T. 1 yd run (BONGARRA, J. kick)	71 - 49
	01:52 UTA STALLINGS, B. 2 yd run (LESUE, A. pass from GRADY, T.)	71 - 57
	00:56 TBY HILLS, J. 10 yd pass from MCPHERSON, A. (BONGARRA, J. kick blocked)	77 - 57
	00:30 UTA URRUTIA, M. 16 yd pass from GRADY, T. (THOMPSON, B. pass from GRADY, T.)	77 - 65

TAMPA BAY STORM

RUSHING	NO.	GAIN	LOSS	NET	TD	LG	AVG.
MCPHERSON	9	41	0	41	3	14	4.6
CROSBY	5	12	0	12	3	3	2.4
TOTALS	14	53	0	53	6	14	3.8

PASSING	CMP-ATT-INT	YDS	TD	LONG	SACK
MCPHERSON	20-31-0	294	5	36	2
TEAM	0-0-0	-4	0	0	0
TOTALS	20-31-0	290	5	36	2

RECEIVING	NO.	YDS	TD	LG
HILLS	16	259	5	36
ELLINGSON	2	20	0	14
LINDSEY	2	15	0	9
TOTALS	20	294	5	36

ALL RETURNS	----MFG----			----KICKOFFS----			----INTERCEPT----		
	NO	YDS	LG	NO	YDS	LG	NO	YDS	LG
HILLS	0	0	0	1	2	2	0	0	0
LINDSEY	0	0	0	3	42	19	0	0	0
FANOR	0	0	0	0	0	0	1	9	9
SMITH	0	0	0	0	0	0	1	33	33
TOTALS	0	0	0	4	44	19	2	42	33

UTAH BLAZE

RUSHING	NO.	GAIN	LOSS	NET	TD	LG	AVG.
STALLINGS	4	6	0	6	2	2	1.5
TOTALS	4	6	0	6	2	2	1.5

PASSING	CMP-ATT-INT	YDS	TD	LONG	SACK
GRADY	23-38-2	355	6	40	2
TEAM	0-0-0	-11	0	0	0
TOTALS	23-38-2	344	6	40	2

RECEIVING	NO.	YDS	TD	LG
THOMPSON	8	127	1	40
LESUE	7	103	2	26
URRUTIA	5	90	2	27
DEADDER	3	35	1	16
TOTALS	23	355	6	40

ALL RETURNS	----MFG----			----KICKOFFS----			----INTERCEPT----		
	NO	YDS	LG	NO	YDS	LG	NO	YDS	LG
THOMPSON	0	0	0	3	85	53	0	0	0
TOTALS	0	0	0	3	85	53	0	0	0

TAMPA BAY STORM	U	A	TT	TFL/YDS	FF	FR-YDS	INT-YDS	BRUP	BLKD	SK/YDS	QBH
CUFF	3	4	5.0	-	-	-	-	-	-	-	-
SMITH	3	2	4.0	-	-	-	1-33	-	-	-	-
BARKSDALE	2	4	4.0	-	-	1-0	-	1	-	-	-
BEAMON	2	-	2.0	1.0/4	-	-	-	-	-	1.0/4	-
TYLER	2	-	2.0	1.0/7	-	-	-	-	-	1.0/7	-
FANOR	1	2	2.0	-	2	-	1-9	-	-	-	-
DAVIS	1	-	1.0	-	-	-	-	-	-	-	-
LINDSEY	1	-	1.0	-	-	-	-	-	-	-	-
ROBERTS	-	1	0.5	-	-	1-0	-	2	-	-	-
GRIFFIN	-	1	0.5	-	-	-	-	-	-	-	-
BONGARRA	-	-	-	-	-	1-5	-	-	-	-	-

FIELD GOAL ATTEMPTS

None

UTAH BLAZE	U	A	TT	TFL/YDS	FF	FR-YDS	INT-YDS	BRUP	BLKD	SK/YDS	QBH
HYLAND	9	1	9.5	-	-	-	-	-	-	-	-
MORTENSEN	3	1	3.5	-	-	-	-	-	-	-	-
ALSTON	2	3	3.5	-	-	-	-	-	-	1.0/0	-
PHILLIPS	3	-	3.0	-	-	-	-	-	-	-	-
DEADDER	2	-	2.0	-	-	-	-	-	-	-	-
LEGGETT	2	-	2.0	-	1	1-8	-	1	-	-	-
RAYFORD	1	2	2.0	1.0/4	-	-	-	-	1	1.0/4	-
MARSH	1	1	1.5	-	-	-	-	1	-	-	-
URRUTIA	1	-	1.0	-	-	-	-	-	-	-	-
MACE	-	2	1.0	-	-	-	-	1	-	-	-
TEVAGA	-	1	0.5	-	-	-	-	-	-	-	-
THOMPSON	-	1	0.5	-	-	1-0	-	-	-	-	-

FIELD GOAL ATTEMPTS

None

TEAM STATS

TEAM TOTALS	TAM	UTA
FIRST DOWNS	26	22
Rushing	7	2
Passing	15	15
Penalty	4	5
NET YARDS RUSHING	53	6
Rushing Attempts	14	4
Average Per Rush	3.8	1.5
Rushing Touchdowns	6	2
NET YARDS PASSING	290	344
Completions-Attempts-Int	20-31-0	23-38-2
Average Per Attempt	9.4	9.1
Average Per Completion	14.5	15.0
Passing Touchdowns	5	6
TOTAL OFFENSE YARDS	343	350
Total offense plays	47	44
Average Gain Per Play	7.3	8.0
Fumbles: Number-Lost	2-2	3-3
Penalties: Number-Yards	10-43	12-102
KICKOFFS-YARDS	12-608	7-382
Average Yards Per Kickoff	50.7	54.6
Net Yards Per Kickoff	41.5	46.9
Touchbacks	5	2

TEAM TOTALS	TAM	UTA
MFG Returns: Number-Yards-TD	0-0-0	0-0-0
Average Per Return	0.0	0.0
Kickoff returns: Number-Yards-TD	4-44-0	3-85-1
Average Per Return	11.0	28.3
Interceptions: Number-Yds-TD	2-42-0	0-0-0
Fumble Returns: Number-Yds-TD	1-5-0	1-8-0
Miscellaneous Yards	0	1
Possession Time	30:34	29:26
1st Quarter	6:59	8:01
2nd Quarter	8:49	6:11
3rd Quarter	10:18	4:42
4th Quarter	4:28	10:32
Third-Down Conversions	5 of 7	3 of 4
Fourth-Down Conversions	0 of 1	1 of 1
Red-Zone Scores-Chances	6-6	3-4
Sacks By: Number-Yards	2-11	2-4
PAT Kicks	9-11	5-5
2-Point drop-kick PATs	0-0	0-0
Field Goals	0-0	0-0
4-Point drop kick FGs	0-0	0-0
Touchdowns (Rush-Pass-Return)	6-5-0	2-6-1

GAME 04 SAN ANTONIO TALONS 52, TAMPA BAY STORM 36

SAN ANTONIO TALONS (1-2) VS. TAMPA BAY STORM (2-2)

APR 12, 2013 • TAMPA, FL • TAMPA BAY TIMES FORUM • ATT: 10,126



STORM FALLS TO THE SAN ANTONIO TALONS, 52-36

TAMPA, FL - Following two consecutive wins, all that kept the Tampa Bay Storm from achieving a three-game win streak was the San Antonio Talons. A close game manifested itself through three quarters, but San Antonio eventually pulled away in the final period, leading to a 52-36 win over the home team Storm at the Tampa Bay Times Forum on Friday night.

The defeat dropped Tampa Bay to 2-2 on the season, as the Storm evened up their record to .500, while the Talons earned their first win of the year after beginning the 2013 campaign with losses in each of their previous two contests.

"I don't know what it was, but we didn't get off to a good start and we just didn't focus," Storm head coach Dave Ewart said.

A relatively low-scoring game through each of the first three quarters, the contest perhaps dealt the Storm more than a loss in the standings. Quarterback Adrian McPherson left the game early, exiting in the fourth quarter, after being shaken up on a previous play.

McPherson, however, was still effective prior to the injury, completing 12 of his 24 passes for 141 yards and a pair of scores through the air. McPherson also added two touchdowns of the rushing variety on the night.

He was replaced by Shane Boyd, who came in midway through the final period to complete four of seven passes for 39 yards and one touchdown, however he also exited the game early due to injury.

"It's tough, but there's a lot we can learn from it," said defensive back De'Audra Dix, who recorded one interception on the night.

On the receivers front, Greg Ellingson led the Storm with seven catches, 101 yards and a touchdown and fellow wide receiver Joe Hills had four grabs and two scores as well.

The Tampa Bay offense, though, was not enough to match former Storm passer Nick Hill, who connected on 23 of 35 passes for 187 yards and four touchdowns on the night.

Hill's favorite target on the night proved to be Burl Toler, who reeled in 10 passes for 74 yards and a score. Dwayne Eley Jr. also registered half of Toler's reception total for 52 yards and a touchdown, while Jomo Wilson had two touchdowns for San Antonio.

Both sides seemed to start slow, with the clubs exchanging just a touchdown each in the first quarter, while Tampa Bay also made up for a missed extra point with a successful field goal attempt that gave them a 9-7 lead after the first 15 minutes.

Despite Dix's interception of Hill to start the second quarter, as well as a fumble recovery by Rashad Barksdale that didn't yield a score, Hill still managed to give the Talons a six-point lead going into the half.

The game remained close following the break, where the teams traded scores until McPherson was picked off by Fred Shaw, which seemed to shift the momentum.

Shaw's interception led to a Talons touchdown, and a 14-point advantage, only to have San Antonio extend its lead from there.

The Talons went up by 21 points at one juncture of the fourth quarter, turning their largest lead of the game into their first victory of the season.

SCORE BY QUARTERS	1	2	3	4	SCORE
San Antonio Talons	7	14	14	17	52
Tampa Bay Storm	9	6	13	8	36

SCORING SUMMARY	PLAY	SCORE
1st	12:25 TBY MCPHERSON, A. 28 yd run (BONGARRA, J. kick failed)	0 - 6
	11:26 SAT ELEY, D. 58 yd kickoff return (DEMOS, S. kick)	7 - 6
	04:21 TBY BONGARRA, J. 29 yd field goal	7 - 9
2nd	06:38 SAT WILSON, J. 1 yd pass from HILL, N. (DEMOS, S. kick)	14 - 9
	04:51 TBY ELLINGSON, G. 44 yd pass from MCPHERSON, A. (BONGARRA, J. kick failed)	14 - 15
	00:03 SAT TOLER, B. 7 yd pass from HILL, N. (DEMOS, S. kick)	21 - 15
3rd	10:27 TBY HILLS, J. 7 yd pass from MCPHERSON, A. (BONGARRA, J. kick failed)	21 - 21
	09:34 SAT STEPHENS, D.J. 50 yd kickoff return (DEMOS, S. kick)	28 - 21
	04:23 SAT ELEY, D. 8 yd pass from HILL, N. (DEMOS, S. kick)	35 - 21
	02:00 TBY MCPHERSON, A. 10 yd run (BONGARRA, J. kick)	35 - 28
4th	13:18 SAT WILSON, J. 25 yd pass from HILL, N. (DEMOS, S. kick)	42 - 28
	10:44 SAT RANSOM, J. 18 yd fumble recovery (DEMOS, S. kick)	49 - 28
	07:10 TBY HILLS, J. 10 yd pass from BOYD, S. (HILLS, J. pass from BOYD, S.)	49 - 36
	03:48 SAT DEMOS, S. 23 yd field goal	52 - 36

TAMPA BAY STORM	RUSHING	NO.	GAIN	LOSS	NET	TD	LG	AVG.
MCPHERSON	4	47	1	46	2	28	11.5	
DAVIS	1	3	0	3	0	3	3.0	
TOTALS	5	50	1	49	2	28	9.8	

PASSING	CMP-ATT-INT	YDS	TD	LONG	SACK
MCPHERSON	12-24-1	141	2	44	4
BOYD	4-7-0	39	1	19	0
DAVIS	0-1-0	0	0	0	1
TEAM	0-0-0	-14	0	0	0
TOTALS	16-32-1	166	3	44	5

RECEIVING	NO.	YDS	TD	LG
ELLINGSON	7	101	1	44
HILLS	4	42	2	14
LINDSEY	3	16	0	12
DAVIS	1	17	0	17
TORRESSO	1	4	0	4
TOTALS	16	180	3	44

ALL RETURNS	[----MFG-----]			[---KICKOFFS---]			[---INTERCEPT---]		
	NO	YDS	LG	NO	YDS	LG	NO	YDS	LG
LINDSEY	0	0	0	9	150	38	0	0	0
DIX	0	0	0	0	0	0	1	0	0
TOTALS	0	0	0	9	150	38	1	0	0

SAN ANTONIO TALONS	RUSHING	NO.	GAIN	LOSS	NET	TD	LG	AVG.
COOK	8	12	5	7	0	5	0.9	
HILL	1	0	0	0	0	0	0.0	
TOTALS	9	12	5	7	0	5	0.8	

PASSING	CMP-ATT-INT	YDS	TD	LONG	SACK
HILL	23-35-1	187	4	25	2
TEAM	0-0-0	-5	0	0	0
TOTALS	23-35-1	182	4	25	2

RECEIVING	NO.	YDS	TD	LG
TOLER	10	74	1	19
WILSON	6	42	2	25
ELEY	5	52	1	23
RUFFINS	1	12	0	12
STEPHENS	1	7	0	7
TOTALS	23	187	4	25

ALL RETURNS	[----MFG-----]			[---KICKOFFS---]			[---INTERCEPT---]		
	NO	YDS	LG	NO	YDS	LG	NO	YDS	LG
WILSON	0	0	0	1	8	8	0	0	0
ELEY	0	0	0	2	68	58	0	0	0
STEPHENS	0	0	0	1	50	50	0	0	0
SHAW	0	0	0	1	2	2	1	4	4
TOTALS	0	0	0	5	128	58	1	4	4

TAMPA BAY STORM	U	A	TT	TFL/YDS	FF	FR-YDS	INT-YDS	BRUP	BLKD	SK/YDS	QBH
HARRELL	6	2	7.0								
DIX	5	1	5.5				1-0	1			
ROBERTS	3	2	4.0	2.5/6	1					2.0/5	
SMITH	3	1	3.5								
PHILLIPS	3	1	3.5								3
TYLER	3		3.0	1.0/3							
BEAMON	2	2	3.0	0.5/1							
BARKSDALE	2	1	2.5			1-0		1			
ELLINGSON	1		1.0								

FIELD GOAL ATTEMPTS

BONGARRA	1st	04:21	29 yards	Good
BONGARRA	2nd	11:26	62 yards	Missed

SAN ANTONIO TALONS	U	A	TT	TFL/YDS	FF	FR-YDS	INT-YDS	BRUP	BLKD	SK/YDS	QBH
BROWN	5		5.0					1			
JONES	4		4.0								
DEGRATE	3	1	3.5	0.5/1				1		0.5/1	
SHAW	3	1	3.5				1-4	1			
RANSOM	2	3	3.5	1.5/2		1-18				0.5/1	
SYKES	2	2	3.0	2.0/7	1					3.0/7	3
TURNER	2		2.0								
TOLER	1	1	1.5								
MCGILL	1		1.0	1.0/5						1.0/5	2
ELEY	1		1.0								
WILSON	1		1.0								
KING	1		1.0								
STEPHENS	1		1.0								
HISATAKE	1		1.0								

FIELD GOAL ATTEMPTS

DEMOS	4th	03:48	23 yards	Good
-------	-----	-------	----------	------

TEAM STATS

TEAM TOTALS	SAT	TAM
FIRST DOWNS	15	13
Rushing	2	3
Passing	9	10
Penalty	4	0
NET YARDS RUSHING	7	49
Rushing Attempts	9	5
Average Per Rush	0.8	9.8
Rushing Touchdowns	0	2
NET YARDS PASSING	182	166
Completions-Attempts-Int	23-35-1	16-32-1
Average Per Attempt	5.2	5.2
Average Per Completion	7.9	10.4
Passing Touchdowns	4	3
TOTAL OFFENSE YARDS	189	215
Total offense plays	46	42
Average Gain Per Play	4.1	5.1
Fumbles: Number-Lost	1-1	1-1
Penalties: Number-Yards	5-30	10-60
KICKOFFS-YARDS	9-500	6-332
Average Yards Per Kickoff	55.6	55.3
Net Yards Per Kickoff	38.9	32.3
Touchbacks	0	2

TEAM TOTALS	SAT	TAM
MFG Returns: Number-Yards-TD	0-0-0	0-0-0
Average Per Return	0.0	0.0
Kickoff returns: Number-Yards-TD	5-128-2	9-150-0
Average Per Return	25.6	16.7
Interceptions: Number-Yds-TD	1-4-0	1-0-0
Fumble Returns: Number-Yds-TD	1-18-1	0-0-0
Miscellaneous Yards	1	7
Possession Time	28:59	31:01
1st Quarter	4:57	10:03
2nd Quarter	8:28	6:32
3rd Quarter	9:00	6:00
4th Quarter	6:34	8:26
Third-Down Conversions	2 of 7	1 of 7
Fourth-Down Conversions	2 of 3	1 of 3
Red-Zone Scores-Chances	4-6	2-3
Sacks By: Number-Yards	5-14	2-5
PAT Kicks	7-7	1-4
2-Point drop-kick PATs	0-0	0-0
Field Goals	1-1	1-2
4-Point drop kick FGs	0-0	0-0
Touchdowns (Rush-Pass-Return)	0-4-3	2-3-0

2013 SEASON IN REVIEW

FIVE TIME WORLD CHAMPIONS | '91 '93 '95 '96 '03 

GAME 05 TAMPA BAY STORM 53, ORLANDO PREDATORS 35

TAMPA BAY STORM (3-2) VS. ORLANDO PREDATORS (0-4)

APR 20, 2013 • ORLANDO, FL • AMWAY CENTER • ATT: 11,969



STORM WINS FIRST INSTALLMENT OF WAR ON I-4, DEFEATS THE ORLANDO PREDATORS 53-35

ORLANDO, FL - That the Tampa Bay Storm rebounded from a previous loss last week was sweet. The fact that it came against a long-time rival, not to mention one in its own division, made it even sweeter.

Adrian McPherson completed 12 of 20 passes on the night and recorded four touchdowns as well as 223 yards through the air, as the Storm defeated the Orlando Predators 53-35 at the Amway Center on Saturday night.

The win, aside from helping Tampa Bay improve to 3-2 on the season, also boosted its record to 26-25 all-time against Orlando in the long history of the in-state rivalry.

McPherson also added a pair of scores on the ground in the victory, while fullback Nick Torresso cashed in his first score of the season in the second quarter.

Tampa Bay's victory, however, came as a result of more than just offense.

On the game's first series, Tampa Bay defensive back De'Audra Dix picked off Kyle Rowley's pass, then had the interception disrupted by a fan in the stands, but fortunately Rashad Barksdale was there to secure the ball and waltz into the end zone for an early lead.

Later on, both Chris Smith and DeMarcus Tyler would also recover turnovers for the Storm.

That one play though, although early, seemed to set the tone for the remainder of the game, as the Storm built a 14-7 lead after 15 minutes and only trailed once in the entire game.

The game's first play also seemed to rattle Rowley a bit, as backup signal caller Chris Dixon came in for the Predators and despite the loss, gave a strong performance.

Dixon connected on all but four of his 21 passes throughout the game, racking up 198 yards and three touchdowns.

His primary receiver on the night, TT Toliver, led the team with 106 receiving yards and a pair of scores, while former Storm receiver Amari Jackson added an additional score for Orlando.

As far as the Storm's receivers went, they were relatively quiet in the first half, catching only one pass for a touchdown, but came alive more in the final two periods as the game went on.

Joe Hills had four receptions for 83 yards and two scores, and Greg Ellingson and Michael Lindsey each had four catches as well and a touchdown each.

Orlando attempted to keep it close, however, coming to within a single point at one juncture of the third quarter.

But just when the Predators tried to mount a comeback, the Storm continued to pull away.

Lindsey's touchdown at the end of the third period made it 39-28 in favor of Tampa Bay, and although Orlando came to within just four on the ensuing possession, a pair of Storm touchdowns proved enough to seal the win.

SCORE BY QUARTERS

	1	2	3	4	SCORE
Tampa Bay Storm	14	13	12	14	53
Orlando Predators	7	14	7	7	35

SCORING SUMMARY

	TIME	BY	PLAY	SCORE
1st	09:20	TBY	BARKSDALE, R. 15 yd fumble recovery (BONGARRA, J. kick)	7 - 0
	05:10	TBY	MCPHERSON, A. 1 yd run (BONGARRA, J. kick)	14 - 0
	00:00	ORL	RICHARDSON, J. 1 yd run (LEWIS, M. kick)	14 - 7
2nd	13:44	TBY	HILLS, J. 34 yd pass from MCPHERSON, A. (BONGARRA, J. kick failed)	20 - 7
	09:09	ORL	JACKSON, A. 20 yd pass from DIXON, C. (LEWIS, M. kick)	20 - 14
	03:28	TBY	TORRESSO, N. 3 yd run (BONGARRA, J. kick)	27 - 14
	00:50	ORL	TOLIVER, T.T. 34 yd pass from DIXON, C. (LEWIS, M. kick)	27 - 21
	08:10	ORL	TOLIVER, T.T. 30 yd pass from DIXON, C. (LEWIS, M. kick)	27 - 28
3rd	05:08	TBY	ELLINGSON, G. 40 yd pass from MCPHERSON, A. (MCPHERSON, A. pass failed)	33 - 28
	01:56	TBY	LINDSEY, M. 25 yd pass from MCPHERSON, A. (MCPHERSON, A. pass failed)	39 - 28
	08:49	ORL	DIXON, C. 16 yd run (LEWIS, M. kick)	39 - 35
4th	06:29	TBY	HILLS, J. 33 yd pass from MCPHERSON, A. (MCPHERSON, A. pass failed)	45 - 35
	01:51	TBY	MCPHERSON, A. 2 yd run (MCPHERSON, A. pass from MCPHERSON, A.)	53 - 35

TAMPA BAY STORM

RUSHING	NO.	GAIN	LOSS	NET	TD	LG	AVG.
MCPHERSON	8	12	5	7	2	4	0.9
Torresso	4	6	0	6	1	3	1.5
TOTALS	12	18	5	13	3	4	1.1

PASSING

	CMP	ATT	INT	YDS	TD	LONG	SACK
MCPHERSON	12	20	0	223	4	40	1
TEAM	0	0	0	-1	0	0	0
TOTALS	12	20	0	222	4	40	1

RECEIVING

	NO.	YDS	TD	LG
HILLS	4	83	2	34
ELLINGSON	4	79	1	40
LINDSEY	4	61	1	25
TOTALS	12	223	4	40

ALL RETURNS

	[----MFG----]			[---KICKOFFS---			[---INTERCEPT---		
	NO	YDS	LG	NO	YDS	LG	NO	YDS	LG
HILLS	0	0	0	1	0	0	0	0	0
LINDSEY	0	0	0	1	17	17	0	0	0
DIX	0	0	0	0	0	0	1	37	37
SMITH	0	0	0	0	0	0	1	0	0
TOTALS	0	0	0	2	17	17	2	37	37

ORLANDO PREDATORS

RUSHING	NO.	GAIN	LOSS	NET	TD	LG	AVG.
DIXON	5	60	0	60	1	27	12.0
RICHARDSON	1	1	0	1	1	1	1.0
ROWLEY	1	0	1	-1	0	0	-1.0
TOTALS	7	61	1	60	2	27	8.6

PASSING

	CMP	ATT	INT	YDS	TD	LONG	SACK
DIXON	17	21	0	198	3	34	2
ROWLEY	6	17	2	70	0	15	0
TEAM	0	0	0	-18	0	0	0
TOTALS	23	38	2	250	3	34	2

RECEIVING

	NO.	YDS	TD	LG
GEATHERS	8	75	0	15
TOLIVER	6	106	2	34
JACKSON	5	65	1	20
RODRIGUEZ	4	22	0	13
TOTALS	23	268	3	34

ALL RETURNS

	[----MFG----]			[---KICKOFFS---			[---INTERCEPT---		
	NO	YDS	LG	NO	YDS	LG	NO	YDS	LG
JONES	0	0	0	4	67	19	0	0	0
TOTALS	0	0	0	4	67	19	0	0	0

TAMPA BAY STORM	U	A	TT	TFL/YDS	FF	FR-YDS	INT-YDS	BRUP	BLKD	SK/YDS	QBH
SMITH	8	-	8.0	-	-	-	1-0	-	-	-	-
FANOR	6	4	8.0	-	-	1-5	-	-	-	-	-
BARKSDALE	3	1	3.5	-	-	0-0	-	1	-	-	-
DIX	3	1	3.5	-	-	1-12	1-37	2	-	-	-
TYLER	2	1	2.5	2.5/19	1	-	-	-	-	2.0/18	-
BEAMON	1	2	2.0	0.5/0	-	-	-	-	-	-	-
MCPHERSON	1	-	1.0	-	-	-	-	-	-	-	-
LINDSEY	1	-	1.0	-	-	-	-	-	-	-	-
PHILLIPS	-	1	0.5	-	-	-	-	-	-	-	-
ROBERTS	-	-	-	-	-	-	-	1	-	-	-

FIELD GOAL ATTEMPTS

None

ORLANDO PREDATORS	U	A	TT	TFL/YDS	FF	FR-YDS	INT-YDS	BRUP	BLKD	SK/YDS	QBH
JONES	4	1	4.5	-	-	-	-	-	-	-	-
EVERETT	3	1	3.5	1.0/1	-	-	-	-	-	1.0/1	-
NORMAN	3	-	3.0	-	-	-	-	-	-	-	-
ROBINSON	2	-	2.0	1.0/5	-	-	-	-	-	-	-
CASTILLE	1	2	2.0	-	-	-	-	-	-	-	-
TRULUCK	1	1	1.5	-	-	-	-	-	-	-	-
NILAND	1	-	1.0	-	-	-	-	-	-	-	-
TOLIVER	1	-	1.0	-	-	-	-	-	-	-	-
CHEATWOOD	1	-	1.0	-	-	-	-	-	-	-	-
PURNELL	-	1	0.5	-	-	1-0	-	-	-	-	-
RICHARDSON	-	-	-	-	-	1-0	-	-	-	-	-

FIELD GOAL ATTEMPTS

None

TEAM STATS

TEAM TOTALS

	TAM	ORL
FIRST DOWNS	16	17
Rushing	3	4
Passing	10	11
Penalty	3	2
NET YARDS RUSHING	13	60
Rushing Attempts	12	7
Average Per Rush	1.1	8.6
Rushing Touchdowns	3	2
NET YARDS PASSING	222	250
Completions-Attempts-Int	12-20-0	23-38-2
Average Per Attempt	11.1	6.6
Average Per Completion	18.5	10.9
Passing Touchdowns	4	3
TOTAL OFFENSE YARDS	235	310
Total offense plays	33	47
Average Gain Per Play	7.1	6.6
Fumbles: Number-Lost	3-2	2-2
Penalties: Number-Yards	4-46	13-65
KICKOFFS-YARDS	8-442	6-259
Average Yards Per Kickoff	55.2	43.2
Net Yards Per Kickoff	44.4	37.8
Touchbacks	4	3

TEAM TOTALS

	TAM	ORL
MFG Returns: Number-Yards-TD	0-0-0	0-0-0
Average Per Return	0.0	0.0
Kickoff returns: Number-Yards-TD	2-17-0	4-67-0
Average Per Return	8.5	16.8
Interceptions: Number-Yds-TD	2-37-0	0-0-0
Fumble Returns: Number-Yds-TD	2-17-1	0-0-0
Miscellaneous Yards	15	1
Possession Time	23:35	36:25
1st Quarter	2:00	13:00
2nd Quarter	8:54	6:06
3rd Quarter	9:28	5:32
4th Quarter	3:13	11:47
Third-Down Conversions	1 of 4	2 of 6
Fourth-Down Conversions	1 of 2	1 of 3
Red-Zone Scores-Chances	2-3	2-4
Sacks By: Number-Yards	2-18	1-1
PAT Kicks	3-4	5-5
2-Point drop-kick PATs	0-0	0-0
Field Goals	0-0	0-0
4-Point drop kick FGs	0-0	0-0
Touchdowns (Rush-Pass-Return)	3-4-1	2-3-0

2013 SEASON IN REVIEW

FIVE TIME WORLD CHAMPIONS | '91 '93 '95 '96 '03 

GAME 06 TAMPA BAY STORM 70, SPOKANE SHOCK 62

TAMPA BAY STORM (4-2) VS. SPOKANE SHOCK (5-1)

APR 27, 2013 • SPOKANE, WA • SPOKANE VETERANS ARENA • ATT: 9,872



STORM HANDS UNDEFEATED SPOKANE ITS FIRST LOSS, DEFEATS SHOCK 70-62

SPOKANE, WA - The Tampa Bay Storm (4-2, 1-1) defeated the formerly undefeated Spokane Shock (5-1, 2-0) Saturday evening at the Spokane Veterans Memorial Arena, in front of a crowd of 9,872 fans, by a score of 70-62. The game saw the Storm defense intercept Erik Meyer twice, breaking his streak of 193 pass attempts without throwing an interception.

The Storm defense led the way in the first half holding the Shock's high-powered offense to only seven points. The team made it a point to put pressure on Spokane's quarterback. The team believed that by applying pressure it would be able to force Meyer into throwing an interception. The strategy worked as the team would come away with two interceptions on the night. This was the Storm's fifth consecutive game with an interception. Defensive lineman Rodney Beamon had an interception to go along with his sack for a loss of 10 yards.

The Storm offense was led by the combination of Adrian McPherson and Joe Hills. They connected ten times for 177 yards and five touchdowns. Hills has now caught at least two touchdowns in 10 consecutive games.

Storm receiver Greg Ellingson got in on the scoring action as well. He caught

eight passes for 108 yards and two touchdowns, including a 46-yard pass that put the Storm up 14-0 in the first quarter.

McPherson completed 21-of-36 passes for 310 yards, seven touchdowns and zero interceptions. He also rushed for three touchdowns. This was the second time this season, and fourth time in Storm history, that a quarterback has accounted for 10 total touchdowns.

The Shock attempted to make a comeback at the beginning of the second half. Within the first five minutes of the third quarter the team scored twice, closing the gap to 28-21. But the Storm would not allow the Shock to come any closer, and it would score on the next possession, a 42-yard touchdown by Joe Hills.

For Spokane, the highlight of the night was a 58-yard kick return for a touchdown by defensive back Terrance Sanders. Sanders would finish the night with 266 kick return yards, a franchise record. The team's offense was led by Erik Meyer who threw for 258 yards and seven touchdowns, and two interceptions on 21-of-35 passing. His primary target was Adron Tennell who caught twelve passes for 161 yards and three touchdowns.

SCORE BY QUARTERS	1	2	3	4	SCORE
Tampa Bay Storm	14	14	14	28	70
Spokane Shock	0	7	28	27	62

SCORING SUMMARY	PLAY	SCORE
1st	09:36 TBY HILLS, J. 2 yd pass from MCPHERSON, A. (CAMAY, C. kick)	7 - 0
	04:20 TBY ELLINGSON, G. 46 yd pass from MCPHERSON, A. (CAMAY, C. kick)	14 - 0
2nd	14:56 SPO JORDEN, K. 9 yd pass from MEYER, E. (SPENCER, K. kick)	14 - 7
	05:09 TBY MCPHERSON, A. 1 yd run (CAMAY, C. kick)	21 - 7
	00:06 TBY MCPHERSON, A. 1 yd run (CAMAY, C. kick)	28 - 7
3rd	13:55 SPO TENNELL, A. 1 yd run (SPENCER, K. kick)	28 - 14
	10:43 SPO JORDEN, K. 10 yd pass from MEYER, E. (SPENCER, K. kick)	28 - 21
	07:11 TBY HILLS, J. 42 yd pass from MCPHERSON, A. (CAMAY, C. kick)	35 - 21
	05:06 SPO JORDEN, K. 40 yd pass from MEYER, E. (SPENCER, K. kick)	35 - 28
	00:55 TBY HILLS, J. 18 yd pass from MCPHERSON, A. (CAMAY, C. kick)	42 - 28
	00:10 SPO SANDERS, T. 58 yd kickoff return (SPENCER, K. kick)	42 - 35
4th	12:40 TBY ELLINGSON, G. 8 yd pass from MCPHERSON, A. (CAMAY, C. kick)	49 - 35
	11:56 SPO TENNELL, A. 37 yd pass from MEYER, E. (SPENCER, K. kick)	49 - 42
	10:13 TBY HILLS, J. 23 yd pass from MCPHERSON, A. (CAMAY, C. kick)	56 - 42
	07:21 SPO TENNELL, A. 1 yd pass from MEYER, E. (SPENCER, K. kick)	56 - 49
	05:45 TBY MCPHERSON, A. 5 yd run (CAMAY, C. kick)	63 - 49
	02:27 SPO BROOKS, D. 2 yd pass from MEYER, E. (SPENCER, K. kick)	63 - 56
	01:02 TBY HILLS, J. 10 yd pass from MCPHERSON, A. (CAMAY, C. kick)	70 - 56
	00:21 SPO TENNELL, A. 12 yd pass from MEYER, E. (SPENCER, K. kick failed)	70 - 62

TAMPA BAY STORM	RUSHING	NO.	GAIN	LOSS	NET	TD	LG	AVG.
MCPHERSON	16	51	0	51	3	8	3.2	
TORRESSO	1	0	0	0	0	0	0.0	
TOTALS	17	51	0	51	3	8	3.0	

TAMPA BAY STORM	PASSING	CMP-ATT-INT	YDS	TD	LONG	SACK
MCPHERSON	21-36-0	310	7	46	3	0
TEAM	0-0-0	-7	0	0	0	0
TOTALS	21-36-0	303	7	46	3	0

TAMPA BAY STORM	RECEIVING	NO.	YDS	TD	LG
HILLS	10	177	5	42	
ELLINGSON	8	108	2	46	
LINDSEY	3	25	0	12	
TOTALS	21	310	7	46	

TAMPA BAY STORM	ALL RETURNS	NO	YDS	LG	NO	YDS	LG	NO	YDS	LG
LINDSEY	0	0	0	4	23	14	0	0	0	0
FANOR	0	0	0	1	0	0	1	0	0	0
SMITH	0	0	0	1	0	0	1	0	0	0
TOTALS	0	0	0	5	23	14	2	0	0	0

SPOKANE SHOCK	RUSHING	NO.	GAIN	LOSS	NET	TD	LG	AVG.
MEYER	1	13	0	13	0	13	13.0	
BROOKS	2	3	0	3	0	2	1.5	
TENNELL	2	1	0	1	1	1	0.5	
TOTALS	5	17	0	17	1	13	3.4	

SPOKANE SHOCK	PASSING	CMP-ATT-INT	YDS	TD	LONG	SACK
MEYER	21-35-2	258	7	40	1	0
TEAM	0-0-0	-10	0	0	0	0
TOTALS	21-35-2	248	7	40	1	0

SPOKANE SHOCK	RECEIVING	NO.	YDS	TD	LG
TENNELL	12	161	3	37	
JORDEN	7	92	3	40	
AFIF	1	3	0	3	
BROOKS	1	2	1	2	
TOTALS	21	258	7	40	

SPOKANE SHOCK	ALL RETURNS	NO	YDS	LG	NO	YDS	LG	NO	YDS	LG
SANDERS	1	32	32	9	266	58	0	0	0	0
STEPHENS	0	0	0	1	9	9	0	0	0	0
TOTALS	1	32	32	10	275	58	0	0	0	0

TAMPA BAY STORM	U	A	TT	TFL/YDS	FF	FR-YDS	INT-YDS	BRUP	BLKD	SK/YDS	QBH
ROBERTS	5	2	6.0
DIX	5	.	5.0
FANOR	2	3	3.5
DAVIS	2	1	2.5
CUFF	2	1	2.5
BEAMON	1	2	2.0	1.0/10	.	.	1-0	.	.	1.0/10	.
SMITH	1	1	1.5	.	.	.	1-0
LINDSEY	1	1	1.5
PHILLIPS	1	1	1.5
CAMAY	.	1	0.5
TYLER	.	1	0.5

FIELD GOAL ATTEMPTS

CAMAY, CRAIG 2nd 12:45 56 yards Returned

SPOKANE SHOCK	U	A	TT	TFL/YDS	FF	FR-YDS	INT-YDS	BRUP	BLKD	SK/YDS	QBH
STEPHENS	8	1	8.5
STOUDAMIRE	3	6	6.0
SANDERS	3	.	3.0
TAYLOR	1	3	2.5	.	1	1-0	.	.	.	1.0/0	.
RUFFIN	1	3	2.5	1.5/4	1.5/4	1
MCGLENN	1	2	2.0
BROOKS	1	1	1.5
SCHIEHL	1	1	1.5	0.5/3	0.5/3	1
NELSON	1	.	1.0
TENNELL	1	.	1.0
BELL	.	2	1.0
VAUGHN	.	1	0.5	1	.	.	.

FIELD GOAL ATTEMPTS

None

TEAM STATS

TEAM TOTALS	TAM	SPO
FIRST DOWNS	21	23
Rushing	7	3
Passing	14	14
Penalty	0	6
NET YARDS RUSHING	51	17
Rushing Attempts	17	5
Average Per Rush	3.0	3.4
Rushing Touchdowns	3	1
NET YARDS PASSING	303	248
Completions-Attempts-Int	21-36-0	21-35-2
Average Per Attempt	8.4	7.1
Average Per Completion	14.4	11.8
Passing Touchdowns	7	7
TOTAL OFFENSE YARDS	354	265
Total offense plays	56	41
Average Gain Per Play	6.3	6.5
Fumbles: Number-Lost	1-1	0-0
Penalties: Number-Yards	17-95	8-48
KICKOFFS-YARDS	11-618	7-352
Average Yards Per Kickoff	56.2	50.3
Net Yards Per Kickoff	30.7	44.9
Touchbacks	1	3

TEAM TOTALS	TAM	SPO
MFG Returns: Number-Yards-TD	0-0-0	1-32-0
Average Per Return	0.0	32.0
Kickoff returns: Number-Yards-TD	5-23-0	10-275-1
Average Per Return	4.6	27.5
Interceptions: Number-Yds-TD	2-0-0	0-0-0
Fumble Returns: Number-Yds-TD	0-0-0	0-0-0
Miscellaneous Yards	0	0
Possession Time	32:58	27:02
1st Quarter	9:27	5:33
2nd Quarter	6:04	8:56
3rd Quarter	9:01	5:59
4th Quarter	8:26	6:34
Third-Down Conversions	6 of 11	3 of 6
Fourth-Down Conversions	2 of 2	0 of 1
Red-Zone Scores-Chances	5-5	4-6
Sacks By: Number-Yards	1-10	3-7
PAT Kicks	10-10	8-9
2-Point drop-kick PATs	0-0	0-0
Field Goals	0-1	0-0
4-Point drop kick FGs	0-0	0-0
Touchdowns (Rush-Pass-Return)	3-7-0	1-7-1

2013 SEASON IN REVIEW

FIVE TIME WORLD CHAMPIONS | '91 '93 '95 '96 '03

GAME 07 NEW ORLEANS VOODOO 32, TAMPA BAY STORM 63

NEW ORLEANS VOODOO (1-5) VS. TAMPA BAY STORM (5-2)

MAY 4, 2013 • TAMPA, FL • TAMPA BAY TIMES FORUM • ATT: 10,114



TAMPA BAY STORM CRUSH NEW ORLEANS VOODOO, 63-32

TAMPA, FL. The Tampa Bay Storm had more reason than just Cinco de Mayo to celebrate Saturday night. Coming off two straight wins, the team reeled in the jubilation of a third consecutive victory after defeating the South Division-rival New Orleans Voodoo 63-32 in front of a crowd of over 10,000 at the Tampa Bay Times Forum.

The victory, coming perhaps in what was Tampa Bay's best all-around game all year, helped the club improve to 5-2 on the season, just one game back of the in-state rival Jacksonville Sharks for first place in the South Division standings.

New Orleans, meanwhile, dropped to 1-5 on the year, with its 32 points on Saturday night being its lowest total on the season thus far to date.

"We're going to enjoy this one," Storm head coach Dave Ewart said. "I'm proud of the guys. I thought they executed well in all aspects of the game and thought we cleaned a lot of stuff up that we needed to in order to get this victory."

Adrian McPherson led the Storm by completing 13 of his 16 passes on the night and throwing for 197 yards and four touchdowns. He also scored four times rushing, on just six carries.

Even without receiver Joe Hills, Tampa Bay still managed to put forth a solid night in the receiving department, as Chris C. Davis caught six balls, and Michael Lindsey four, with each hauling one in for a score. The scoring output for each individual proved to be one less than Greg Ellingson, who had a team-best two touchdown receptions on the evening.

Although the Storm's offense got off to a quick start, holding leads of 14-6 and 35-13 after the first and second quarters, respectively, it was the team's effort on defense that really seemed to be the difference, and which was responsible for keeping much of the momentum in the Storm's favor throughout the night.

From a team perspective, the Storm defense held New Orleans to just six points through nearly the entire first half, with the Voodoo's only other score coming as the final horn sounded on the first 30 minutes.

Individually, however, there were several highlights that contributed to the overall team's success.

Vance Cuff returned a pick for a score in the second quarter that put Tampa Bay up 35-6 at that juncture of the game, and De'Audra Dix came up with a similar play in which he intercepted New Orleans signal caller Bill Stull to open the third quarter on the Voodoo's very first possession of the second half.

In addition, the Storm produced a record season-high four sacks, with Pennell Phillips taking credit for two of them. Tampa Bay also managed to force the Voodoo to turn the ball over on downs not once, but twice, in the second quarter, adding to Stull's frustrations.

"If a defense can make that many stops like we did tonight, then that's huge," Ellingson said. "If they perform like this every game, create turnovers, give the offense a chance to get on the field and score some points, then I think we can win a lot of games."

Stull finished the night by going 27-of-47 for 265 yards and three touchdowns, but also threw a pair of picks.

After a slow start, and after trailing Tampa Bay 49-13 to start the fourth quarter, Stull began to find his receivers with a little bit more ease, as his two touchdown passes in the final period were his most in a single frame all night.

Courtney Smith was on the receiving end of two of his quarterback's three scores through the air, while Derek Lee had the other.

Still, despite scoring 19 points alone in the fourth period after combining for just 13 through the first three, the Storm's lead was too much to overcome for the Voodoo.

"This was really a complete game," Ewart added. "Guys are playing at a high level and we're starting to see some of that consistency. The more we're together, the better off we'll be."

TAMPA BAY STORM	U	A	TT	TFL/YDS	FF	FR-YDS	INT-YDS	BRUP	BLKD	SK/YDS	QBH
DIX	9	1	9.5	-	-	-	1-10	2	-	-	-
CUFF	8	1	8.5	-	-	-	1-30	1	-	-	-
FANOR	5	1	5.5	-	-	-	-	1	-	-	-
BEAMON	4	2	5.0	1.0/2	-	-	-	1	-	-	2
SMITH	3	1	3.5	-	-	-	-	2	-	-	-
BURGESS	3	-	3.0	1.0/2	1	-	-	1	1	1.0/2	-
PHILLIPS	3	-	3.0	2.0/9	1	-	-	-	-	2.0/9	3
CHERY	2	-	2.0	-	-	-	-	-	-	-	-
DAVIS	2	-	2.0	-	-	-	-	-	-	-	-
TYLER	1	-	1.0	1.0/6	-	-	-	-	-	1.0/6	-
CAMAY	1	-	1.0	-	-	-	-	-	-	-	-
GRIFFIN	1	-	1.0	-	-	-	-	-	-	-	2

FIELD GOAL ATTEMPTS

None

NEW ORLEANS VOODOO	U	A	TT	TFL/YDS	FF	FR-YDS	INT-YDS	BRUP	BLKD	SK/YDS	QBH
BROWN	4	2	5.0	-	-	-	-	-	-	-	-
ROBINSON	2	2	3.0	-	-	-	-	-	-	-	-
MAJORS	2	-	2.0	-	-	-	-	-	-	-	-
FRYE	2	-	2.0	-	-	-	-	-	-	-	-
BRYANT	2	-	2.0	-	-	-	-	-	-	-	-
JANAC	1	2	2.0	1.0/3	-	-	-	-	-	1.0/3	-
OSAWEMWENZE	1	1	1.5	-	-	-	-	-	-	-	-
SMITH	1	-	1.0	-	-	-	-	-	-	-	-
LEE	1	-	1.0	-	-	-	-	-	-	-	-
FAVORITE	1	-	1.0	-	-	-	-	-	-	-	-
BROWN	1	-	1.0	-	-	-	-	-	-	-	-
COLEMAN	-	1	0.5	-	-	-	-	-	-	-	-

FIELD GOAL ATTEMPTS

CISMESIA, GARY 3rd 06:20 55 yards Returned

SCORE BY QUARTERS

	1	2	3	4	SCORE
New Orleans VooDoo	6	7	0	19	32
Tampa Bay Storm	14	21	14	14	63

SCORING SUMMARY

	TIME	BY	PLAY	SCORE
1st	11:05	TBY	MCPHERSON, A. 1 yd run (CAMAY, C. kick)	0 - 7
	05:17	NOV	SMITH, C. 9 yd pass from STULL, B. (CISMESIA, G. kick failed)	6 - 7
	03:36	TBY	DAVIS, C. 17 yd pass from MCPHERSON, A. (CAMAY, C. kick)	6 - 14
2nd	10:24	TBY	MCPHERSON, A. 2 yd run (CAMAY, C. kick)	6 - 21
	01:49	TBY	ELLINGSON, G. 26 yd pass from MCPHERSON, A. (CAMAY, C. kick)	6 - 28
	00:42	TBY	CUFF, V. 30 yd interception return (CAMAY, C. kick)	6 - 35
	00:00	NOV	STULL, B. 1 yd run (CISMESIA, G. kick)	13 - 35
3rd	12:06	TBY	MCPHERSON, A. 9 yd run (CAMAY, C. kick)	13 - 42
	06:01	TBY	LINDSEY, M. 37 yd pass from MCPHERSON, A. (CAMAY, C. kick)	13 - 49
4th	11:35	NOV	SMITH, C. 3 yd pass from STULL, B. (CISMESIA, G. kick blocked)	19 - 49
	09:59	TBY	ELLINGSON, G. 13 yd pass from MCPHERSON, A. (CAMAY, C. kick)	19 - 56
	08:07	NOV	LEE, D. 4 yd pass from STULL, B. (STULL, B. pass failed)	25 - 56
	04:40	TBY	MCPHERSON, A. 2 yd run (CAMAY, C. kick)	25 - 63
	00:55	NOV	STULL, B. 1 yd run (CISMESIA, G. kick)	32 - 63

TAMPA BAY STORM

RUSHING	NO.	GAIN	LOSS	NET	TD	LG	AVG.
MCPHERSON	6	29	0	29	4	11	4.8
HIPPEARD	2	2	0	2	0	1	1.0
LINDSEY	2	2	0	2	0	1	1.0
TOTALS	10	33	0	33	4	11	3.3

PASSING

	CMP-ATT-INT	YDS	TD	LONG	SACK
MCPHERSON	13-16-0	197	4	37	1
TEAM	0-0-0	-3	0	0	0
TOTALS	13-16-0	194	4	37	1

RECEIVING

	NO.	YDS	TD	LG
DAVIS	6	68	1	17
LINDSEY	4	66	1	37
ELLINGSON	3	63	2	26
TOTALS	13	197	4	37

ALL RETURNS

	[----MFG-----]			[----KICKOFFS----]			[----INTERCEPT----]		
	NO	YDS	LG	NO	YDS	LG	NO	YDS	LG
DAVIS	0	0	0	1	2	0	0	0	0
LINDSEY	0	0	0	2	44	25	0	0	0
ELLINGSON	0	0	0	1	0	0	0	0	0
DIX	0	0	0	0	0	0	1	10	10
CUFF	0	0	0	0	0	0	1	30	30
TOTALS	0	0	0	4	42	25	2	40	30

NEW ORLEANS VOODOO

RUSHING	NO.	GAIN	LOSS	NET	TD	LG	AVG.
RICHARDSON	3	4	0	4	0	2	1.3
STULL	4	3	2	1	2	1	0.2
TOTALS	7	7	2	5	2	2	0.7

PASSING

	CMP-ATT-INT	YDS	TD	LONG	SACK
STULL	27-47-2	265	3	27	4
TEAM	0-0-0	-19	0	0	0
TOTALS	27-47-2	246	3	27	4

RECEIVING

	NO.	YDS	TD	LG
PAYNE	10	102	0	27
DUVALT	7	77	0	16
SMITH	6	38	2	9
LEE	3	37	1	20
RICHARDSON	1	11	0	11
TOTALS	27	265	3	27

ALL RETURNS

	[----MFG-----]			[----KICKOFFS----]			[----INTERCEPT----]		
	NO	YDS	LG	NO	YDS	LG	NO	YDS	LG
PAYNE	0	0	0	8	138	25	0	0	0
DUVALT	0	0	0	2	53	32	0	0	0
TOTALS	0	0	0	10	191	32	0	0	0

TEAM STATS

TEAM TOTALS	NOV	TAM
FIRST DOWNS	21	18
Rushing	3	6
Passing	17	9
Penalty	1	3
NET YARDS RUSHING	5	33
Rushing Attempts	7	10
Average Per Rush	0.7	3.3
Rushing Touchdowns	2	4
NET YARDS PASSING	246	194
Completions-Attempts-Int	27-47-2	13-16-0
Average Per Attempt	5.2	12.1
Average Per Completion	9.1	14.9
Passing Touchdowns	3	4
TOTAL OFFENSE YARDS	251	227
Total offense plays	58	27
Average Gain Per Play	4.3	8.4
Fumbles: Number-Lost	3-0	0-0
Penalties: Number-Yards	8-53	5-34
KICKOFFS-YARDS	5-194	10-569
Average Yards Per Kickoff	38.8	56.9
Net Yards Per Kickoff	29.4	37.8
Touchbacks	1	0

TEAM TOTALS	NOV	TAM
MFG Returns: Number-Yards-TD	0-0-0	0-0-0
Average Per Return	0.0	0.0
Kickoff returns: Number-Yards-TD	10-191-0	4-42-0
Average Per Return	19.1	10.5
Interceptions: Number-Yds-TD	0-0-0	2-40-1
Fumble Returns: Number-Yards-TD	0-0-0	0-0-0
Miscellaneous Yards	5	14
Possession Time	41:16	18:44
1st Quarter	9:24	5:36
2nd Quarter	9:40	5:20
3rd Quarter	13:10	1:50
4th Quarter	9:02	5:58
Third-Down Conversions	5 of 11	1 of 2
Fourth-Down Conversions	3 of 5	1 of 1
Red-Zone Scores-Chances	5-7	7-7
Sacks By: Number-Yards	1-3	4-17
PAT Kicks	2-4	9-9
Field Goals	0-0	0-0
2-Point drop-kick PATs	0-0	0-0
Field Goals	0-1	0-0
4-Point drop kick FGs	0-0	0-0
Touchdowns (Rush-Pass-Return)	2-3-0	4-4-1

2013 SEASON IN REVIEW

FIVE TIME WORLD CHAMPIONS | '91 '93 '95 '96 '03 

GAME 08 TAMPA BAY STORM 34, SAN JOSE SABERCATS 64

TAMPA BAY STORM (5-3) VS. SAN JOSE SABERCATS

MAY 10, 2013 • SAN JOSE, CA • HP PAVILION • ATT: 8,001



STORM FALLS TO THE SABERCATS, 64-34

SAN JOSE, CA - Looking to extend their current winning streak to four games, the Tampa Bay Storm couldn't duplicate its performance from each of the past three weeks on Friday night, as the team fell to the San Jose SaberCats by a 64-34 score at HP Pavilion.

After winning four of its previous five games, the loss dropped Tampa Bay to 5-3 on the year. The Storm will now have to wait until tomorrow night and hope that Jacksonville losses to San Antonio in order to remain just one game behind the division-rival Sharks in the South Division race.

San Jose, meanwhile, improved to 5-2 on the season. On Friday, Tampa Bay fell victim to a slow start, which may have been expected seeing that the team arrived in San Jose in the early hours of the morning following a cross-country flight, and had little time to rest before the opening kickoff.

In a rare instance, the Storm failed to score on their first offensive series of the game, but led by quarterback Adrian McPherson, came back from a two-score deficit to make the score 14-7 following the first quarter, heading into the second.

McPherson went 13-for-29 passing on the evening, connecting for a pair of touchdown passes and 166 yards through the air. He added two more rushing touchdowns on the ground, but also was intercepted twice for just the first time this season. He was relieved

by backup signal caller Randy Hippeard in the fourth quarter.

Still, McPherson could not shoulder the blame for the loss, as he turned in a solid performance and even set a new Arena Football League record. In the third quarter, McPherson rushed for his 23rd touchdown of the season, surpassing Ryan Vena to become the league's all-time leader for most rushing touchdowns by a quarterback in a single season.

It was one, if not the brightest, highlight of the night for Tampa Bay, which despite being down 35-21 at the half, seemed to have momentum, as the Storm were set to receive to start the second half. Unfortunately, McPherson was picked off by Ken Fontenette, his first of two on the night, and the swing shifted back to San Jose, who was led by passer Russ Michna.

Michna connected on 16 of his 23 attempts on the night and hooked up for five scores on 182 yards passing.

Former Storm receiver Huey Whittaker emerged as the SaberCats' primary playmaker on the night, hauling in seven balls for 84 yards and a score.

His touchdown output was doubled only by two of his teammates, Fred Williams and Jason Willis, who had two each.

SCORE BY QUARTERS	1	2	3	4	SCORE
Tampa Bay Storm	7	14	7	6	34
San Jose SaberCats	14	21	20	9	64

SCORING SUMMARY	PLAY	SCORE
1st	12:39 SJS SIMMONS, J. 3 yd run (PERTUIT, N. kick)	0 - 7
	07:16 SJS WILLIS, J. 8 yd pass from MICHNA, R. (PERTUIT, N. kick)	0 - 14
	01:32 TBY ELLINGSON, G. 4 yd pass from MCPHERSON, A. (BONGARRA, J. kick)	7 - 14
2nd	12:44 SJS WILLIAMS, F. 27 yd pass from MICHNA, R. (PERTUIT, N. kick)	7 - 21
	09:08 SJS WHITTAKER, H. 0 yd fumble recovery (PERTUIT, N. kick)	7 - 28
	02:02 TBY MCPHERSON, A. 4 yd run (BONGARRA, J. kick)	14 - 28
	00:55 SJS WHITTAKER, H. 2 yd pass from MICHNA, R. (PERTUIT, N. kick)	14 - 35
	00:07 TBY ELLINGSON, G. 37 yd pass from MCPHERSON, A. (BONGARRA, J. kick)	21 - 35
3rd	12:45 SJS WILLIS, J. 10 yd pass from MICHNA, R. (PERTUIT, N. kick)	21 - 42
	08:55 SJS WILLIAMS, F. 11 yd pass from MICHNA, R. (PERTUIT, N. kick failed)	21 - 48
	05:56 TBY MCPHERSON, A. 1 yd run (BONGARRA, J. kick)	28 - 48
	03:21 SJS SIMMONS, J. 3 yd run (PERTUIT, N. kick)	28 - 55
4th	13:54 SJS FONTENETTE, K. 36 yd interception return (PERTUIT, N. kick)	28 - 62
	09:12 TBY ELLINGSON, G. 25 yd pass from HIPPEARD, R. (HIPPEARD, R. pass failed)	34 - 62
	01:24 SJS TEAM safety	34 - 64

TAMPA BAY STORM	RUSHING						
	NO.	GAIN	LOSS	NET	TD	LG	AVG.
MCPHERSON	2	5	0	5	2	4	2.5
TORRESSO	1	1	0	1	0	1	1.0
HIPPEARD	1	0	0	0	0	0	0.0
TOTALS	4	6	0	6	2	4	1.5

TAMPA BAY STORM	PASSING					
	CMP-ATT-INT	YDS	TD	LONG	SACK	
MCPHERSON	13-29-2	166	2	37	6	
HIPPEARD	6-11-0	67	1	25	0	
TEAM	0-0-0	-22	0	0	0	
TOTALS	19-40-2	211	3	37	6	

TAMPA BAY STORM	RECEIVING			
	NO.	YDS	TD	LG
ELLINGSON	8	143	3	37
DAVIS	6	34	0	8
LINDSEY	4	44	0	23
CHERY	1	12	0	12
TOTALS	19	233	3	37

TAMPA BAY STORM	[----MFG-----]			[---KICKOFFS---]			[---INTERCEPT---]		
	NO	YDS	LG	NO	YDS	LG	NO	YDS	LG
LINDSEY	0	0	0	5	70	17	0	0	0
SMITH	0	0	0	0	0	0	2	0	0
TOTALS	0	0	0	5	70	17	2	0	0

SAN JOSE SABERCATS	RUSHING						
	NO.	GAIN	LOSS	NET	TD	LG	AVG.
SIMMONS	4	9	0	9	2	3	2.2
WILLIS	1	3	0	3	0	3	3.0
TOTALS	5	12	0	12	2	3	2.4

SAN JOSE SABERCATS	PASSING					
	CMP-ATT-INT	YDS	TD	LONG	SACK	
MICHNA	16-23-1	182	5	36	0	
MUSTAIN	1-3-1	24	0	24	0	
TOTALS	17-26-2	206	5	36	0	

SAN JOSE SABERCATS	RECEIVING			
	NO.	YDS	TD	LG
WHITTAKER	7	84	1	36
WILLIAMS	4	61	2	27
SIMMONS	3	37	0	24
WILLIS	2	18	2	10
RANGLIN	1	6	0	6
TOTALS	17	206	5	36

SAN JOSE SABERCATS	[----MFG-----]			[---KICKOFFS---]			[---INTERCEPT---]		
	NO	YDS	LG	NO	YDS	LG	NO	YDS	LG
WILLIAMS	0	0	0	5	100	27	0	0	0
FONTENETTE	0	0	0	0	0	0	2	36	36
TOTALS	0	0	0	5	100	27	2	36	36

TAMPA BAY STORM	U	A	TT	TFL/YDS	FF	FR-YDS	INT-YDS	BRUP	BLKD	SK/YDS	QBH
SMITH	5	1	5.5	-	-	-	2-0	-	-	-	-
CUFF	5	-	5.0	-	-	-	-	-	-	-	-
FANOR	4	2	5.0	-	-	-	-	-	-	-	-
BURGESS	1	1	1.5	-	-	-	-	-	-	-	-
CHERY	-	3	1.5	-	-	-	-	-	-	-	-
DIX	1	-	1.0	-	-	-	-	-	-	-	-
ELLINGSON	1	-	1.0	-	-	-	-	-	-	-	-
GRIFFIN	1	-	1.0	-	-	-	-	-	-	-	-
PHILLIPS	1	-	1.0	-	-	-	-	1	-	-	-
DAVIS	-	1	0.5	-	-	-	-	-	-	-	-

FIELD GOAL ATTEMPTS

BONGARRA, JUAN 1st 09:19 60 yards Missed

SAN JOSE SABERCATS	U	A	TT	TFL/YDS	FF	FR-YDS	INT-YDS	BRUP	BLKD	SK/YDS	QBH
FONTENETTE	9	-	9.0	-	-	-	2-36	2	-	-	-
NEAL	7	-	7.0	-	-	-	-	-	-	-	-
WHITTAKER	3	-	3.0	-	-	1-0	-	1	-	-	1
MAKA	1	3	2.5	2.0/10	1	-	-	-	-	2.0/10	1
WILLIAMS	2	-	2.0	-	-	-	-	-	-	-	-
SIMMONS	1	1	1.5	-	-	-	-	-	-	-	-
THOMAS	1	1	1.5	-	-	-	-	1	-	-	-
STEWART	-	3	1.5	1.5/6	-	-	-	-	-	1.5/6	1
WARREN	1	-	1.0	1.0/3	-	-	-	-	-	1.0/3	1
FLETCHER	1	-	1.0	1.0/3	-	-	-	1	-	1.0/3	-
CARTER	-	2	1.0	0.5/0	-	-	-	-	-	0.5/0	-
TEAM	-	-	-	-	-	-	-	-	-	-	-

FIELD GOAL ATTEMPTS

None

TEAM STATS

TEAM TOTALS	TAM	SJS
FIRST DOWNS	15	15
Rushing	2	2
Passing	10	11
Penalty	3	2
NET YARDS RUSHING	6	12
Rushing Attempts	4	5
Average Per Rush	1.5	2.4
Rushing Touchdowns	2	2
NET YARDS PASSING	211	206
Completions-Attempts-Int	19-40-2	17-26-2
Average Per Attempt	5.3	7.9
Average Per Completion	11.1	12.1
Passing Touchdowns	3	5
TOTAL OFFENSE YARDS	217	218
Total offense plays	50	31
Average Gain Per Play	4.3	7.0
Fumbles: Number-Lost	2-1	0-0
Penalties: Number-Yards	9-48	6-36
KICKOFFS-YARDS	6-336	9-511
Average Yards Per Kickoff	56.0	56.8
Net Yards Per Kickoff	38.5	46.8
Touchbacks	1	4

TEAM TOTALS	TAM	SJS
MFG Returns: Number-Yards-TD	0-0-0	0-0-0
Average Per Return	0.0	0.0
Kickoff returns: Number-Yards-TD	5-70-0	5-100-0
Average Per Return	14.0	20.0
Interceptions: Number-Yds-TD	2-0-0	2-36-1
Fumble Returns: Number-Yds-TD	0-0-0	0-0-1
Miscellaneous Yards	-18	0
Possession Time	39:31	20:29
1st Quarter	8:34	6:26
2nd Quarter	10:43	4:17
3rd Quarter	9:40	5:20
4th Quarter	10:34	4:26
Third-Down Conversions	0 of 8	0 of 6
Fourth-Down Conversions	2 of 5	0 of 0
Red-Zone Scores-Chances	3-3	4-4
Sacks By: Number-Yards	0-0	6-22
PAT Kicks	4-4	8-9
Field Goals	0-0	0-0
2-Point drop-kick PATs	0-0	0-0
4-Point drop kick FGs	0-0	0-0
Touchdowns (Rush-Pass-Return)	2-3-0	2-5-2

2013 SEASON IN REVIEW

FIVE TIME WORLD CHAMPIONS | '91 '93 '95 '96 '03

GAME 09 TAMPA BAY STORM 62, PITTSBURGH POWER 34

TAMPA BAY STORM (6-3) VS. PITTSBURGH POWER (2-6)

MAY 18, 2013 • PITTSBURGH, PA • CONSOL ENERGY CENTER • ATT: 4,625



STORM BLOWS THROUGH PITTSBURGH, DEFEATS THE POWER 62-34

PITTSBURGH, PA - The Tampa Bay Storm had little difficulty getting back on the winning track Saturday night.

Following a road defeat exactly one week ago in San Jose, the Storm put forth a dominant performance and rebounded with a 62-34 victory over the Pittsburgh Power at the CONSOL Energy Center.

For Tampa Bay, the win was helped along by an impressive performance by signal caller Adrian McPherson, as well as a stellar defensive display that saw Tampa Bay record five turnovers on the night.

The victory also vaulted Tampa Bay to 6-3 on the season, while Pittsburgh fell to 2-6. The Storm potentially could leap into a first-place tie with the in-state rival Jacksonville Sharks for first place in the South Division, pending the outcome of the Sharks' contest against the Orlando Predators, also in progress Saturday night.

McPherson was nearly perfect on the night, completing 20 of 22 throws, good for 240 yards and six scores through the air. McPherson also proved to be a threat on the ground with his legs, totaling 29 yards on four carries and one touchdown, which helped the Tampa Bay quarterback set a Storm single-season record for most rushing scores in a season with 24.

Late in the game, Randy Hippeard came in to replace McPherson, who was given a rest, and connected on what proved to be the Storm's final offensive touchdown of the game.

Greg Ellingson emerged on three of McPherson's six passing touchdowns on the evening, as he led the team with 10 receptions in total and 56 yards. Despite missing some time due to his attendance at NFL minicamp, Joe Hills proved to be a welcomed return for the Storm and caught a touchdown pass as well, matching that of teammate Jason Chery. Michael Lindsey's output, meanwhile, was twice that, as he finished with a pair of scores on the night.

McPherson and his trio of receivers helped the Storm get off to a fast start, which ultimately proved to be the difference.

A low-scoring first quarter produced a score of just 14-7 in favor of the visitors, but by the conclusion of the first half, Tampa Bay had already put up 35 points as opposed to Pittsburgh's 21.

The Storm's contributions on defense also helped keep the momentum generated on the other side of the ball, on offense, in Tampa Bay's favor throughout the game.

De'Audra Dix finished the night with two interceptions, while Chris Smith and James Harrell recorded one pick each. LeRoy Burgess also got in on the action, registering a fumble.

The performance on both sides of the ball seemingly was too much for the Power to handle.

Pittsburgh succeeded in keeping the game close through each of the first two quarters, but ultimately began to falter starting in the third, when it fell behind 48-21 with just one period to play.

Tampa Bay sustained pressure on Pittsburgh quarterback Steven Sheffield, who connected on only 23 of 44 passes for 276 yards and just three touchdowns.

He also added one rushing touchdown, as did teammate Kirby Griffin.

Alvin Ray Jackson hauled in seven receptions, matching a team-best held also by teammates Mike Washington and Shamar Graves, with two of those catches coming for scores.

After struggling offensively throughout the majority of the game, Pittsburgh managed to score on the game's final possession, but even at that, the deficit was still too great to begin with, as the Storm came out on top following 60 minutes of action.

SCORE BY QUARTERS	1	2	3	4	SCORE
Tampa Bay Storm	14	21	13	14	62
Pittsburgh Power	7	14	0	13	34

SCORING SUMMARY	PLAY	SCORE
1st	14:23 TBY LINDSEY, M. 25 yd pass from MCPHERSON, A. (BONGARRA, J. kick)	7 - 0
	11:07 PIT SHEFFIELD, S. 6 yd run (RAUCH, J. kick)	7 - 7
	06:52 TBY ELLINGSON, G. 13 yd pass from MCPHERSON, A. (BONGARRA, J. kick)	14 - 7
2nd	13:15 TBY LINDSEY, M. 32 yd pass from MCPHERSON, A. (BONGARRA, J. kick)	21 - 7
	08:59 PIT GRIFFIN, K. 20 yd run (RAUCH, J. kick)	21 - 14
	07:23 TBY HILLS, J. 34 yd pass from MCPHERSON, A. (BONGARRA, J. kick)	28 - 14
	06:03 PIT WASHINGTON, M. 39 yd pass from SHEFFIELD, S. (RAUCH, J. kick)	28 - 21
	02:13 TBY ELLINGSON, G. 6 yd pass from MCPHERSON, A. (BONGARRA, J. kick)	35 - 21
3rd	13:07 TBY HARRELL, J. 38 yd interception return (BONGARRA, J. kick failed)	41 - 21
	03:53 TBY ELLINGSON, G. 19 yd pass from MCPHERSON, A. (BONGARRA, J. kick)	48 - 21
4th	12:24 PIT JACKSON, A. 3 yd pass from SHEFFIELD, S. (RAUCH, J. kick)	48 - 28
	08:54 TBY MCPHERSON, A. 1 yd run (BONGARRA, J. kick)	55 - 28
	04:16 TBY CHERY, J. 21 yd pass from HIPPEARD, R. (BONGARRA, J. kick)	62 - 28
	00:06 PIT JACKSON, A. 4 yd pass from SHEFFIELD, S. (RAUCH, J. kick failed)	62 - 34

TAMPA BAY STORM							
RUSHING	NO.	GAIN	LOSS	NET	TD	LG	AVG.
MCPHERSON	4	29	0	29	1	16	7.2
LINDSEY	2	4	4	0	0	4	0.0
MCCULLOUGH	0	8	0	8	0	0	0.0
TOTALS	6	41	4	37	1	16	6.2

PASSING	CMP-ATT-INT	YDS	TD	LONG	SACK
MCPHERSON	20-22-0	240	6	34	2
HIPPEARD	2-4-0	36	1	21	0
TEAM	0-0-0	-12	0	0	0
TOTALS	22-26-0	264	7	34	2

RECEIVING	NO.	YDS	TD	LG
ELLINGSON	10	96	3	19
HILLS	6	79	1	34
LINDSEY	5	80	2	32
CHERY	1	21	1	21
TOTALS	22	276	7	34

ALL RETURNS	-----MFG-----			---KICKOFFS---			---INTERCEPT---		
	NO	YDS	LG	NO	YDS	LG	NO	YDS	LG
LINDSEY	0	0	0	4	58	27	0	0	0
DIX	0	0	0	0	0	0	2	17	14
HARRELL	0	0	0	0	0	0	1	38	38
SMITH	0	0	0	0	0	0	1	20	20
TOTALS	0	0	0	4	58	27	4	75	38

PITTSBURGH POWER							
RUSHING	NO.	GAIN	LOSS	NET	TD	LG	AVG.
SHEFFIELD	6	36	1	35	1	16	5.8
GRIFFIN	3	21	1	20	1	20	6.7
TOTALS	9	57	2	55	2	20	6.1

PASSING	CMP-ATT-INT	YDS	TD	LONG	SACK
SHEFFIELD	23-44-4	276	3	39	1
TEAM	0-0-0	-5	0	0	0
TOTALS	23-44-4	271	3	39	1

RECEIVING	NO.	YDS	TD	LG
WASHINGTON	7	99	1	39
GRAVES	7	69	0	21
JACKSON	7	65	2	16
ROBINSON	2	43	0	38
TOTALS	23	276	3	39

ALL RETURNS	-----MFG-----			---KICKOFFS---			---INTERCEPT---		
	NO	YDS	LG	NO	YDS	LG	NO	YDS	LG
LEFLORE	0	0	0	7	95	26	0	0	0
TOTALS	0	0	0	7	95	26	0	0	0

TAMPA BAY STORM	U	A	TT	TFL/YDS	FF	FR-YDS	INT-YDS	BRUP	BLKD	SK/YDS	QBH
SMITH	8	3	9.5	1.0/3			1-20	4			
HARRELL	6	2	7.0				1-38	2			
FANOR	2	6	5.0								
CHERY	2	3	3.5								
BURGESS	2	1	2.5	1.0/1	1			1			
DIX	1	2	2.0				2-17	2			
TYLER	1		1.0								
BEAMON	1		1.0	1.0/5						1.0/5	
PHILLIPS		1	0.5	0.5/1							
ELLINGSON		1	0.5								
GRIFFIN		1	0.5	0.5/0		1-0					

FIELD GOAL ATTEMPTS
None

PITTSBURGH POWER	U	A	TT	TFL/YDS	FF	FR-YDS	INT-YDS	BRUP	BLKD	SK/YDS	QBH
GILLIAM	7	2	8.0					1			
FREEMAN	5	2	6.0								
JACKSON	1	5	3.5	0.5/2							
BUTLER	2	1	2.5	1.0/2	1			1		1.0/2	
GRAVES	1	3	2.5								
LEFLORE	2		2.0								
YOUNG	1	2	2.0	0.5/2							
PITTMAN	1		1.0	1.0/10						1.0/10	
TERRELL	1		1.0								
WASHINGTON	1		1.0								
MCGINNIS		2	1.0								
GRIFFIN		1	0.5								
POWELL											1

FIELD GOAL ATTEMPTS
None

TEAM STATS

TEAM TOTALS	TAM	PIT
FIRST DOWNS	18	25
Rushing	2	4
Passing	15	14
Penalty	1	7
NET YARDS RUSHING	37	55
Rushing Attempts	6	9
Average Per Rush	6.2	6.1
Rushing Touchdowns	1	2
NET YARDS PASSING	264	271
Completions-Attempts-Int	22-26-0	23-44-4
Average Per Attempt	10.2	6.2
Average Per Completion	12.0	11.8
Passing Touchdowns	7	3
TOTAL OFFENSE YARDS	301	326
Total offense plays	34	54
Average Gain Per Play	8.9	6.0
Fumbles: Number-Lost	1-0	1-1
Penalties: Number-Yards	10-76	6-25
KICKOFFS-YARDS	10-571	6-330
Average Yards Per Kickoff	57.1	55.0
Net Yards Per Kickoff	46.1	44.5
Touchbacks	3	1

TEAM TOTALS	TAM	PIT
MFG Returns: Number-Yards-TD	0-0-0	0-0-0
Average Per Return	0.0	0.0
Kickoff returns: Number-Yards-TD	4-58-0	7-95-0
Average Per Return	14.5	13.6
Interceptions: Number-Yds-TD	4-75-1	0-0-0
Fumble Returns: Number-Yds-TD	0-0-0	0-0-0
Miscellaneous Yards	0	0
Possession Time	26:52	33:08
1st Quarter	5:53	9:07
2nd Quarter	8:48	6:12
3rd Quarter	4:02	10:58
4th Quarter	8:09	6:51
Third-Down Conversions	0 of 1	4 of 9
Fourth-Down Conversions	0 of 1	1 of 2
Red-Zone Scores-Chances	2-3	3-5
Sacks By: Number-Yards	1-5	2-12
PAT Kicks	8-9	4-5
Field Goals	0-0	0-0
2-Point drop-kick PATs	0-0	0-0
4-Point drop kick FGs	0-0	0-0
Touchdowns (Rush-Pass-Return)	1-7-1	2-3-0

2013 SEASON IN REVIEW

FIVE TIME WORLD CHAMPIONS | '91 '93 '95 '96 '03 

GAME 10 PHILADELPHIA SOUL 73, TAMPA BAY STORM 55

PHILADELPHIA SOUL (5-4) VS. TAMPA BAY STORM (6-4)

MAY 25, 2013 • TAMPA, FL • TAMPA BAY TIMES FORM • ATT: 11,804



SECOND HALF DOOMS STORM, FALLS TO THE SOUL 55-73

TAMPA, FL - The Tampa Bay Storm came into tonight's game against the Philadelphia Soul tied for the South Division lead with a 6-3 record and had been playing good football. Storm quarterback Adrian McPherson said it best, "We may have come into this game too confident."

That may have even been the case after the first half when the Storm went into the locker room with a 34-31 lead over the Soul.

Even though the Storm offense started the game slow, the defense kept it close in the first quarter with a key stop deep in Storm territory after a turnover on downs. The defense would get the ball back for the Storm during the sequence when the Soul fumbled a field goal snap.

McPherson would sneak in four plays later for one of his two rushing touchdowns on the night. Tampa Bay exploded in the second quarter for 28 points behind two touchdown receptions from Joe Hills, as well as his first career kickoff return for a touchdown when the Soul tried an inside kick. The standout receiver jumped up and pulled down the ball and took it 15 yards to the endzone.

McPherson also posted a solid half going 9-for-15 with three touchdown passes and a rushing touchdown.

The Storm got the ball to begin the second half and looked to build on its three-point

lead, but the drive stalled and Tampa Bay turned the ball over on downs. Three plays later, Soul fullback Derrick Ross took it in to the end zone for his third rushing touchdown of the night and that is where the momentum swung in favor of Philadelphia.

After trading scores, Tampa Bay failed to recover its inside kick attempt and the Soul's Tiger Jones caught a touchdown pass on the very next play.

Philadelphia would then recover an inside kick and two plays later Ryan McDaniel turned a short pass into a 44-yard touchdown.

The Storm could never gain the momentum back and only managed 21 second half points, falling 73-55 to the Soul Saturday night at the Tampa Bay Times Forum.

Individually, receivers Hills and Ellingson had strong nights for the Storm. They tied for a game-high nine catches. Hills finished with a game-high 131 yards and four total touchdowns. Ellingson added two touchdowns receptions as well.

McPherson finished 19-for-35 passing with 258 yards and five touchdowns. He also rushed for 48 yards and two touchdowns.

Soul signal-caller Dan Raudabaugh had an almost perfect night going 20-for-23 for 297 yards and seven touchdowns. Ross finished with four total touchdowns for Philadelphia.

SCORE BY QUARTERS	1	2	3	4	SCORE
Philadelphia Soul	14	17	21	21	73
Tampa Bay Storm	6	28	7	14	55

SCORING SUMMARY	PLAY	SCORE
1st	13:06 PHI ROSS, D. 6 yd run (MARTINEZ, C. kick)	7 - 0
	10:31 TBY ELLINGSON, G. 29 yd pass from MCPHERSON, A. (BONGARRA, J. kick failed)	7 - 6
	07:32 PHI MCDANIEL, R. 16 yd pass from RAUDABAUGH, D. (MARTINEZ, C. kick)	14 - 6
2nd	12:43 TBY MCPHERSON, A. 1 yd run (BONGARRA, J. kick)	14 - 13
	07:31 PHI ROSS, D. 1 yd run (MARTINEZ, C. kick)	21 - 13
	01:54 TBY HILLS, J. 6 yd pass from MCPHERSON, A. (BONGARRA, J. kick)	21 - 20
	00:55 PHI ROSS, D. 7 yd pass from RAUDABAUGH, D. (MARTINEZ, C. kick)	28 - 20
	00:49 TBY HILLS, J. 15 yd kickoff return (BONGARRA, J. kick)	28 - 27
	00:21 TBY HILLS, J. 6 yd pass from MCPHERSON, A. (BONGARRA, J. kick)	28 - 34
	00:00 PHI MARTINEZ, C. 33 yd field goal	31 - 34
3rd	10:28 PHI ROSS, D. 3 yd run (MARTINEZ, C. kick)	38 - 34
	04:48 PHI THURMAN, A. 14 yd pass from RAUDABAUGH, D. (MARTINEZ, C. kick)	45 - 34
	02:09 TBY ELLINGSON, G. 31 yd pass from MCPHERSON, A. (BONGARRA, J. kick)	45 - 41
	01:03 PHI JONES, A. 10 yd pass from RAUDABAUGH, D. (MARTINEZ, C. kick)	52 - 41
4th	14:54 PHI MCDANIEL, R. 44 yd pass from RAUDABAUGH, D. (MARTINEZ, C. kick)	59 - 41
	12:36 TBY HILLS, J. 39 yd pass from MCPHERSON, A. (MCPHERSON, A. pass failed)	59 - 47
	09:24 PHI MCDANIEL, R. 14 yd pass from RAUDABAUGH, D. (MARTINEZ, C. kick)	66 - 47
	02:26 TBY MCPHERSON, A. 3 yd run (LINDSEY, M. pass from MCPHERSON, A.)	66 - 55
	00:53 PHI JONES, A. 13 yd pass from RAUDABAUGH, D. (MARTINEZ, C. kick)	73 - 55

TAMPA BAY STORM	NO.	GAIN	LOSS	NET	TD	LG	AVG.
RUSHING	11	48	0	48	2	16	4.4
MCPHERSON	11	48	0	48	2	16	4.4
TOTALS	11	48	0	48	2	16	4.4

PASSING	CMP-ATT-INT	YDS	TD	LONG	SACK
MCPHERSON	19-35-0	258	5	39	4
TEAM	0-0-0	-26	0	0	0
TOTALS	19-35-0	232	5	39	4

RECEIVING	NO.	YDS	TD	LG
HILLS	9	131	3	39
ELLINGSON	9	123	2	31
LINDSEY	1	4	0	4
TOTALS	19	258	5	39

ALL RETURNS	NO	YDS	LG	NO	YDS	LG	NO	YDS	LG
HILLS	0	0	0	1	15	15	0	0	0
LINDSEY	0	0	0	7	182	55	0	0	0
TOTALS	0	0	0	8	197	55	0	0	0

PHILADELPHIA SOUL	NO.	GAIN	LOSS	NET	TD	LG	AVG.
RUSHING	9	25	10	15	3	7	1.7
ROSS	9	25	10	15	3	7	1.7
TOTALS	9	25	10	15	3	7	1.7

PASSING	CMP-ATT-INT	YDS	TD	LONG	SACK
RAUDABAUGH	20-23-0	297	7	44	1
TEAM	0-0-0	-5	0	0	0
TOTALS	20-23-0	292	7	44	1

RECEIVING	NO.	YDS	TD	LG
JONES	8	122	2	23
MCDANIEL	7	108	3	44
THURMAN	4	60	1	25
ROSS	1	7	1	7
TOTALS	20	297	7	44

ALL RETURNS	NO	YDS	LG	NO	YDS	LG	NO	YDS	LG
STEVENSON	0	0	0	4	44	17	0	0	0
ROMAIN	0	0	0	1	14	14	0	0	0
TOTALS	0	0	0	5	58	17	0	0	0

TAMPA BAY STORM	U	A	TT	TFL/YDS	FF	FR-YDS	INT-YDS	BRUP	BLKD	SK/YDS	QBH
SMITH	6	-	6.0	-	-	-	-	-	-	-	-
LINDSEY	5	-	5.0	-	1	-	-	-	-	-	-
FANOR	3	1	3.5	-	-	-	-	-	-	-	-
CUFF	3	-	3.0	-	-	1-0	-	1	-	-	-
HARRELL	3	-	3.0	-	-	-	-	-	-	-	-
GRIFFIN	2	1	2.5	0.5/1	-	-	-	-	-	-	-
PHILLIPS	1	3	2.5	1.5/5	-	1-0	-	-	-	1.0/5	1
BURGESS	1	1	1.5	1.0/9	-	-	-	-	-	-	-

FIELD GOAL ATTEMPTS

None

PITTSBURGH POWER	U	A	TT	TFL/YDS	FF	FR-YDS	INT-YDS	BRUP	BLKD	SK/YDS	QBH
STEVENSON	6	1	6.5	-	-	-	-	-	-	-	-
FANCE	5	-	5.0	1.0/4	-	-	-	-	-	1.0/4	1
KIZER	5	-	5.0	-	-	-	-	2	-	-	-
GOOSBY	5	-	5.0	-	-	-	-	-	-	-	-
MARTINEZ	3	-	3.0	-	-	-	-	-	-	-	-
ROBINSON	3	-	3.0	2.0/20	-	-	-	-	-	2.0/20	1
ROMAIN	2	-	2.0	-	-	-	-	-	-	-	-
PERKINS	1	1	1.5	-	-	-	-	-	-	-	1
TEAM	1	-	1.0	-	1	1-0	-	-	-	-	-
THURMAN	1	-	1.0	-	-	-	-	-	-	-	-
QUAYE	1	-	1.0	1.0/2	-	-	-	-	-	1.0/2	-
ALMOND	1	-	1.0	-	-	-	-	-	-	-	-
MCDANIEL	1	-	1.0	-	-	-	-	-	-	-	-

FIELD GOAL ATTEMPTS

MARTINEZ, CARLOS 2nd 00:00 33 yards Good

TEAM STATS

TEAM TOTALS	PHI	TAM
FIRST DOWNS	20	20
Rushing	4	5
Passing	16	12
Penalty	0	3
NET YARDS RUSHING	15	48
Rushing Attempts	9	11
Average Per Rush	1.7	4.4
Rushing Touchdowns	3	2
NET YARDS PASSING	292	232
Completions-Attempts-Int	20-23-0	19-35-0
Average Per Attempt	12.7	6.6
Average Per Completion	14.6	12.2
Passing Touchdowns	7	5
TOTAL OFFENSE YARDS	307	280
Total offense plays	33	50
Average Gain Per Play	9.3	5.6
Fumbles: Number-Lost	2-2	1-1
Penalties: Number-Yards	8-54	7-62
KICKOFFS-YARDS	9-495	6-316
Average Yards Per Kickoff	55.0	52.7
Net Yards Per Kickoff	32.0	42.2
Touchbacks	2	1

TEAM TOTALS	PHI	TAM
MFG Returns: Number-Yards-TD	0-0-0	0-0-0
Average Per Return	0.0	0.0
Kickoff returns: Number-Yards-TD	5-58-0	8-197-1
Average Per Return	11.6	24.6
Interceptions: Number-Yds-TD	0-0-0	0-0-0
Fumble Returns: Number-Yards-TD	0-0-0	1-0-0
Miscellaneous Yards	-4	0
Possession Time	23:58	36:02
1st Quarter	6:59	8:01
2nd Quarter	6:51	8:09
3rd Quarter	4:24	10:36
4th Quarter	5:44	9:16
Third-Down Conversions	0 of 2	4 of 9
Fourth-Down Conversions	1 of 1	2 of 5
Red-Zone Scores-Chances	10-11	4-5
Sacks By: Number-Yards	4-26	1-5
PAT Kicks	10-10	5-6
2-Point drop-kick PATs	0-0	0-0
Field Goals	1-1	0-0
4-Point drop kick FGs	0-0	0-0
Touchdowns (Rush-Pass-Return)	3-7-0	2-5-1

2013 SEASON IN REVIEW

FIVE TIME WORLD CHAMPIONS | '91 '93 '95 '96 '03 

GAME 11 TAMPA BAY STORM 65, IOWA BARNSTORMERS 62

TAMPA BAY STORM (7-4) VS. IOWA BARNSTORMERS (4-7)

JUNE 1, 2013 • DES MOINES, IA • WELLS FARGO ARENA • ATT: 6,568



STORM HANGS ON TO WIN A WILD ONE, DEFEATS THE BARNSTORMERS 65-62

DES MOINES, IA - The Tampa Bay Storm used Joe Hills' last-second touchdown catch to catapult past the Iowa Barnstormers 65-62 Saturday night, improving to 7-4 on the season.

After Pernell Phillips sacked Iowa quarterback J.J. Raterink for a safety to take a two-point lead late in the fourth quarter, the Storm squandered a chance to put the game away.

On fourth down, Adrian McPherson overshot an open Joe Hills that would have likely resulted in a touchdown and wrapped up another road victory for the Storm. The Barnstormers took over on downs and three plays later Raterink gave Iowa a four-point lead on a one-yard touchdown sneak with 23 seconds left.

The Storm began its drive on its own 13 yard line and used two Chris Davis receptions and a catch from Michael Lindsey to reach the Iowa three yard line with less than a second remaining. McPherson took the snap on what would be the last play of the game and calmly dumped the ball over the Iowa defense to a wide open Hills who made the catch as time expired securing the Storm win and the team improved to 5-1 on the road.

The late heroics by the Storm defense was key in tonight's victory, especially since neither defense was really able to stop the opposing offense. The offenses marched up and down the field during the first half scoring on each possession, except for the Storm, who was held out of the end zone on the last possession of the half because time expired.

The Barnstormers only defensive stop of the night came on the Storm's second possession of the third quarter when McPherson was hit from behind and coughed up the football, resulting in an Iowa touchdown seven plays later. This would put the Barnstormers up by 14.

Tampa Bay would storm back. McPherson redeemed himself on the following drive, taking it in for a three-yard rushing touchdown pulling his team within seven. The Storm would then recover the onside kick and McPherson, again, ran it in for a two-yard touchdown to tie the game at 49.

The Storm signal-caller would rush for his third straight touchdown, six plays after Barnstormers receiver Marco Thomas reeled in his second touchdown catch of the night, to tie the game at 56. Ultimately the Storm would own the last minute of the game with regards to big plays, including Phillips' safety and Hills game-winning catch.

The receiving core of Hills, Davis and Lindsey led the way for the Storm tonight in the absence of Greg Ellingson, who signed with the Hamilton Tiger-Cats of the CFL earlier this week.

Joe Hills led the team with 120 yards and three touchdowns to go along with eight receptions.

Chris Davis finished with a team-high 10 catches, accumulating 89 yards and two touchdowns after missing last week's game due to injury.

Michael Lindsey added eight catches, 77 yards and a score.

Adrian McPherson went 26-for-39 for 286 yards and six touchdown passes. The quarterback also tacked on three rushing touchdowns, mounting his league-leading total to 29 touchdowns.

Marco Thomas and J.J. Raterink of the Barnstormers had great nights as well.

Thomas had a game-high 11 catches for 149 yards including four scores, while Raterink threw for 264 yards and seven touchdowns, completing 25-of-34 passes.

SCORE BY QUARTERS

	1	2	3	4	SCORE
Tampa Bay Storm	14	14	14	23	65
Iowa Barnstormers	14	21	14	13	62

SCORING SUMMARY

	PLAY	SCORE
1st	14:20 IOW THOMAS, M. 23 yd pass from RATERINK, J.J. (SCACCIA, F. kick)	0 - 7
	09:18 TBY HILLS, J. 38 yd pass from MCPHERSON, A. (BONGARRA, J. kick)	7 - 7
	06:35 IOW SCHMIDT, J. 4 yd pass from RATERINK, J.J. (SCACCIA, F. kick)	7 - 14
2nd	01:15 TBY HILLS, J. 16 yd pass from MCPHERSON, A. (BONGARRA, J. kick)	14 - 14
	13:00 IOW PARKER, A. 8 yd pass from RATERINK, J.J. (SCACCIA, F. kick)	14 - 21
	11:10 TBY DAVIS, C. 4 yd pass from MCPHERSON, A. (BONGARRA, J. kick)	21 - 21
	06:15 IOW SCHMIDT, J. 18 yd pass from RATERINK, J.J. (SCACCIA, F. kick)	21 - 28
	01:50 TBY LINDSEY, M. 10 yd pass from MCPHERSON, A. (BONGARRA, J. kick)	28 - 28
3rd	00:44 IOW THOMAS, M. 33 yd pass from RATERINK, J.J. (SCACCIA, F. kick)	28 - 35
	15:00 TBY DAVIS, C. 33 yd pass from MCPHERSON, A. (BONGARRA, J. kick)	35 - 35
	11:20 IOW THOMAS, M. 33 yd pass from RATERINK, J.J. (SCACCIA, F. kick)	35 - 42
	05:25 IOW READER, B. 1 yd run (SCACCIA, F. kick)	35 - 49
4th	00:34 TBY MCPHERSON, A. 3 yd run (BONGARRA, J. kick)	42 - 49
	12:00 TBY MCPHERSON, A. 2 yd run (BONGARRA, J. kick)	49 - 49
	08:15 IOW THOMAS, M. 15 yd pass from RATERINK, J.J. (SCACCIA, F. kick)	49 - 56
	03:00 TBY MCPHERSON, A. 20 yd run (BONGARRA, J. kick)	56 - 56
	00:56 TBY TEAM safety	58 - 56
	00:23 IOW RATERINK, J.J. 1 yd run (RATERINK, J.J. rush failed)	58 - 62
	00:00 TBY HILLS, J. 3 yd pass from MCPHERSON, A. (BONGARRA, J. kick)	65 - 62

TAMPA BAY STORM

RUSHING	NO.	GAIN	LOSS	NET	TD	LG	AVG.
MCPHERSON	9	47	0	47	3	20	5.2
TOW-ARNETT	5	13	0	13	0	9	2.6
DAVIS	1	6	0	6	0	6	6.0
TOTALS	15	66	0	66	3	20	4.4

PASSING

	CMP-ATT-INT	YDS	TD	LONG	SACK
MCPHERSON	26-39-0	281	6	38	5
TEAM	0-0-0	-29	0	0	0
TOTALS	26-39-0	252	6	38	5

RECEIVING

	NO.	YDS	TD	LG
DAVIS	10	89	2	33
HILLS	8	112	3	38
LINDSEY	8	80	1	15
TOTALS	26	281	6	38

ALL RETURNS

	[---MFG---]			[---KICKOFFS---]			[---INTERCEPT---]		
	NO	YDS	LG	NO	YDS	LG	NO	YDS	LG
LINDSEY	0	0	0	8	177	48	0	0	0
TOTALS	0	0	0	8	177	48	0	0	0

IOWA BARNSTORMERS

RUSHING	NO.	GAIN	LOSS	NET	TD	LG	AVG.
BROWN	2	9	0	9	0	6	4.5
RATERINK	1	1	0	1	1	1	1.0
READER	1	1	0	1	1	1	1.0
TOTALS	4	11	0	11	2	6	2.8

PASSING

	CMP-ATT-INT	YDS	TD	LONG	SACK
RATERINK	25-34-0	264	7	33	1
TEAM	0-0-0	-1	0	0	0
TOTALS	25-34-0	263	7	33	1

RECEIVING

	NO.	YDS	TD	LG
THOMAS	11	149	4	33
SCHMIDT	6	49	2	18
HARRIS	6	49	0	13
BROWN	1	9	0	9
PARKER	1	8	1	8
TOTALS	25	264	7	33

ALL RETURNS

	[---MFG---]			[---KICKOFFS---]			[---INTERCEPT---]		
	NO	YDS	LG	NO	YDS	LG	NO	YDS	LG
THOMAS	0	0	0	1	9	9	0	0	0
HARRIS	0	0	0	3	91	44	0	0	0
MOHRING	0	0	0	2	35	26	0	0	0
TOTALS	0	0	0	6	135	44	0	0	0

TAMPA BAY STORM	U	A	TT	TFL/YDS	FF	FR-YDS	INT-YDS	BRUP	BLKD	SK/YDS	QBH
GAVINS	6	1	6.5	-	-	-	-	2	-	-	-
BARKSDALE	4	5	6.5	-	-	-	-	1	-	-	-
HARRELL	4	3	5.5	-	-	-	-	-	-	-	-
FANOR	1	4	3.0	-	-	-	-	1	-	-	-
DAVIS	2	1	2.5	-	-	-	-	-	-	-	-
PHILLIPS	1	-	1.0	1.0/1	-	-	-	-	-	1.0/1	-
BONGARRA	1	-	1.0	-	-	-	-	-	-	-	-
CHERY	1	-	1.0	-	-	-	-	-	-	-	-
TOW-ARNETT	-	1	0.5	-	-	-	-	-	-	-	-
SERINI	-	1	0.5	-	-	-	-	-	-	-	-
TEAM	-	-	-	-	-	-	-	-	-	-	-

FIELD GOAL ATTEMPTS

None

IOWA BARNSTORMERS	U	A	TT	TFL/YDS	FF	FR-YDS	INT-YDS	BRUP	BLKD	SK/YDS	QBH
GLANTON	9	2	10.0	-	-	-	-	-	-	-	-
BENTON	7	2	8.0	-	-	-	-	-	-	-	-
MOHRING	4	5	6.5	1.0/4	1	-	-	-	-	-	-
LEWIS	4	4	6.0	4.5/25	2	-	-	-	-	3.5/21	-
TONGA	3	1	3.5	1.0/5	-	1-0	-	1	-	1.0/5	-
MCINTOSH	3	-	3.0	-	-	-	-	2	-	-	-
AMBROSE	1	2	2.0	0.5/3	-	-	-	-	-	0.5/3	-
BROWN	1	1	1.5	-	-	-	-	-	-	-	-
READER	1	-	1.0	-	-	-	-	-	-	-	-
HARRIS	-	2	1.0	-	-	-	-	-	-	-	-
RAY	-	2	1.0	-	-	-	-	-	-	-	1
THOMAS	-	1	0.5	-	-	-	-	-	-	-	-
CARTER	-	1	0.5	-	-	-	-	-	-	-	-
SCACCIA	-	1	0.5	-	-	-	-	-	-	-	-

FIELD GOAL ATTEMPTS

None

TEAM STATS

TEAM TOTALS	TAM	IOW
FIRST DOWNS	26	19
Rushing	5	2
Passing	18	15
Penalty	3	2
NET YARDS RUSHING	66	11
Rushing Attempts	15	4
Average Per Rush	4.4	2.8
Rushing Touchdowns	3	2
NET YARDS PASSING	252	263
Completions-Attempts-Int	26-39-0	25-34-0
Average Per Attempt	6.5	7.7
Average Per Completion	9.7	10.5
Passing Touchdowns	6	7
TOTAL OFFENSE YARDS	318	274
Total offense plays	59	39
Average Gain Per Play	5.4	7.0
Fumbles: Number-Lost	3-1	0-0
Penalties: Number-Yards	4-21	6-43
KICKOFFS-YARDS	8-452	11-619
Average Yards Per Kickoff	56.5	56.3
Net Yards Per Kickoff	38.4	38.8
Touchbacks	2	3

TEAM TOTALS	TAM	IOW
MFG Returns: Number-Yards-TD	0-0-0	0-0-0
Average Per Return	0.0	0.0
Kickoff returns: Number-Yards-TD	8-177-0	6-135-0
Average Per Return	22.1	22.5
Interceptions: Number-Yds-TD	0-0-0	0-0-0
Fumble Returns: Number-Yds-TD	0-0-0	0-0-0
Miscellaneous Yards	6	0
Possession Time	33:05	26:55
1st Quarter	9:58	5:02
2nd Quarter	6:43	8:17
3rd Quarter	6:47	8:13
4th Quarter	9:37	5:23
Third-Down Conversions	3 of 8	2 of 5
Fourth-Down Conversions	4 of 5	1 of 1
Red-Zone Scores-Chances	4-4	4-4
Sacks By: Number-Yards	1-1	5-29
PAT Kicks	9-9	8-8
2-Point drop-kick PATs	0-0	0-0
Field Goals	0-0	0-0
4-Point drop kick FGs	0-0	0-0
Touchdowns (Rush-Pass-Return)	3-6-0	2-7-0

2013 SEASON IN REVIEW

FIVE TIME WORLD CHAMPIONS | '91 '93 '95 '96 '03 

GAME 12 ORLANDO PREDATORS 55, TAMPA BAY STORM 48

ORLANDO PREDATORS (3-8) VS. TAMPA BAY STORM (7-5)

JUNE 8, 2013 • TAMPA, FL • TAMPA BAY TIMES FORUM • ATT: 14,041



ORLANDO PREDATORS DERAILED TAMPA BAY STORM, 55-48

TAMPA, FL - The Tampa Bay Storm came into tonight's game against its rivals the Orlando Predators knowing turnovers would play a key role in the game's outcome. Unfortunately, even though each team turned the ball over twice, the Storm's turnovers came at the most inopportune time.

Rashad Barksdale intercepted Predators quarterback Aaron Garcia in the end zone and returned it for what looked to be the game tying touchdown with under a minute left in the game.

However, the officials reviewed it and concluded Barksdale was pushed out of bounds at the Storm four yard line. Two plays later, Adrian McPherson found receiver Jason Chery who had a big gain after dragging Orlando defenders deep into Predators territory. As Chery battled for extra yardage he coughed up the ball sealing up the 55-48 victory for Orlando.

Tampa Bay played hard and played with effort, but things never quite went the Storm's way. Whether it was bad breaks, unlucky turnovers or untimely penalties, the Storm could not get anything to go its way.

Both Storm turnovers, a fumble by Chery and a fumble by Joe Hills, happened when receivers were fighting for extra yards. Penalties also played a key role as well.

Michael Lindsey was ejected for retaliation after being pinned down in the end zone by Orlando kick returner Dominic Jones. Jones did not receive any discipline on the play.

It looked as if the Lindsey ejection lit a fire under the Storm defense, who struggled

to stop Orlando all night, as Vance Cuff intercepted Garcia on the next play, but it was called back due to pass interference. On that same drive, the Predators would eat up almost six minutes off the clock and score on a one yard run by Wendell Rutledge.

Orlando featured a couple of former Storm players, and they were vital in the Predators victory. Prachag Rodriguez, a premier player for the Storm last season, racked up 157 yards, 12 catches and five touch downs tonight, all game highs.

Rutledge, who formerly played defense for Tampa Bay, had two rushing touchdowns for Orlando tonight.

Garcia improved to 8-3 in his career against Tampa Bay tonight with 289 yards passing and six touchdowns.

The Orlando defense kept Adrian McPherson in the pocket and did not let him beat them with his legs as he did not register a rushing touchdown. McPherson did not have a bad game though, posting 314 yards through the air and seven touchdowns.

Hills led the team in receiving with 11 catches for 103 yards and three touchdowns, but it was not enough as the Storm fall to 7-5 on the season and 2-4 at the Tampa Bay Times Forum.

Tampa Bay, who is 5-1 on the road this season, will look to bounce back next week as the end zone travel to New Orleans to take on the Voodoo.

SCORE BY QUARTERS

	1	2	3	4	SCORE
Orlando Predators	14	14	13	14	55
Tampa Bay Storm	14	14	7	13	48

SCORING SUMMARY

	PLAY	SCORE
1st	10:21 TBY HILLS, J. 6 yd pass from MCPHERSON, A. (BONGARRA, J. kick)	0 - 7
	04:53 ORL RODRIGUEZ, P. 13 yd pass from GARCIA, A. (LEWIS, M. kick)	7 - 7
	03:35 TBY LINDSEY, M. 40 yd pass from MCPHERSON, A. (BONGARRA, J. kick)	7 - 14
	00:19 ORL RUTLEDGE, W. 2 yd run (LEWIS, M. kick)	14 - 14
2nd	11:50 TBY HILLS, J. 6 yd pass from MCPHERSON, A. (BONGARRA, J. kick)	14 - 21
	10:10 ORL RODRIGUEZ, P. 13 yd pass from GARCIA, A. (LEWIS, M. kick)	21 - 21
	03:14 ORL RODRIGUEZ, P. 5 yd pass from GARCIA, A. (LEWIS, M. kick)	28 - 21
	00:11 TBY HILLS, J. 9 yd pass from MCPHERSON, A. (BONGARRA, J. kick)	28 - 28
3rd	11:22 ORL GEATHERS, J. 13 yd pass from GARCIA, A. (LEWIS, M. kick failed)	34 - 28
	06:46 TBY DAVIS, C. 21 yd pass from MCPHERSON, A. (BONGARRA, J. kick)	34 - 35
	00:27 ORL RUTLEDGE, W. 1 yd run (LEWIS, M. kick)	41 - 35
4th	12:16 ORL RODRIGUEZ, P. 3 yd pass from GARCIA, A. (LEWIS, M. kick)	48 - 35
	09:51 TBY CHERY, J. 19 yd pass from MCPHERSON, A. (BONGARRA, J. kick blockd)	48 - 41
	06:40 TBY DAVIS, C. 28 yd pass from MCPHERSON, A. (BONGARRA, J. kick)	48 - 48
	05:24 ORL RODRIGUEZ, P. 46 yd pass from GARCIA, A. (LEWIS, M. kick)	55 - 48

TAMPA BAY STORM

RUSHING	NO.	GAIN	LOSS	NET	TD	LG	AVG.
MCPHERSON	2	8	0	8	0	7	4.0
TOW-ARNETT	2	4	0	4	0	4	2.0
TOTALS	4	12	0	12	0	7	3.0

PASSING

	CMP	ATT	INT	YDS	TD	LONG	SACK
MCPHERSON	24	41	0	314	7	40	2
TEAM	0	0	0	-6	0	0	0
TOTALS	24	41	0	308	7	40	2

RECEIVING

	NO.	YDS	TD	LG
HILLS	11	103	3	14
LINDSEY	5	91	1	40
DAVIS	4	59	2	28
CHERY	3	47	1	21
MCCULLOUGH	1	14	0	14
TOTALS	24	314	7	40

ALL RETURNS

	NO	YDS	LG	NO	YDS	LG	NO	YDS	LG
LINDSEY	0	0	0	5	47	22	0	0	0
DAVIS	0	0	0	1	22	22	0	0	0
BARKSDALE	0	0	0	0	0	0	1	8	8
FANOR	0	0	0	0	0	0	1	2	2
TOTALS	0	0	0	6	69	22	2	10	8

ORLANDO PREDATORS

RUSHING	NO.	GAIN	LOSS	NET	TD	LG	AVG.
RUTLEDGE	5	3	1	2	2	2	0.4
EVERETT	1	0	0	0	0	0	0.0
TOTALS	6	3	1	2	2	2	0.3

PASSING

	CMP	ATT	INT	YDS	TD	LONG	SACK
GARCIA	24	37	2	289	6	46	0
TOTALS	24	37	2	289	6	46	0

RECEIVING

	NO.	YDS	TD	LG
RODRIGUEZ	12	157	5	46
GEATHERS	6	62	1	15
TOLIVER	5	51	0	20
WILSON	1	19	0	19
TOTALS	24	289	6	46

ALL RETURNS

	NO	YDS	LG	NO	YDS	LG	NO	YDS	LG
GEATHERS	0	0	0	2	-1	0	0	0	0
JONES	0	0	0	5	62	22	0	0	0
TOTALS	0	0	0	7	61	22	0	0	0

TAMPA BAY STORM	U	A	TT	TFL/YDS	FF	FR-YDS	INT-YDS	BRUP	BLKD	SK/YDS	QBH
GAVINS	7	.	7.0
BARKSDALE	6	.	6.0	.	.	.	1-8	1	.	.	.
FANOR	5	1	5.5	1.0/1	.	.	1-2
CUFF	4	.	4.0	2	.	.	.
TYLER	2	.	2.0
BEAMON	2	.	2.0
HILLS	1	.	1.0
CHERY	.	1	0.5
BURGESS	1
PHILLIPS	1

FIELD GOAL ATTEMPTS

None

ORLANDO PREDATORS	U	A	TT	TFL/YDS	FF	FR-YDS	INT-YDS	BRUP	BLKD	SK/YDS	QBH
CASTILLE	6	1	6.5	2	.	.	.
EVERETT	5	1	5.5	.	1	1-0	.	1	.	.	.
JONES	5	.	5.0	.	1	.	.	2	.	.	.
BERUBE	2	1	2.5
GEATHERS	2	.	2.0	.	1
COLEMAN	2	.	2.0	1	.	.	.
JACKSON	1	2	2.0	1.0/5	1.0/5	.
SMITH	1	.	1.0	1.0/1	1	1.0/1	.
WILLIAMS	1	.	1.0
JAMISON	1	.	1.0
RODRIGUEZ	1	.	1.0
PURNELL	.	1	0.5
LAYBOURN	.	1	0.5
ROBINSON	.	1	0.5
TEAM	1-0

FIELD GOAL ATTEMPTS

None

TEAM STATS

TEAM TOTALS	ORL	TAM
FIRST DOWNS	24	19
Rushing	2	0
Passing	18	15
Penalty	4	4
NET YARDS RUSHING	2	12
Rushing Attempts	6	4
Average Per Rush	0.3	3.0
Rushing Touchdowns	2	0
NET YARDS PASSING	289	308
Completions-Attempts-Int	24-37-2	24-41-0
Average Per Attempt	7.8	7.5
Average Per Completion	12.0	12.8
Passing Touchdowns	6	7
TOTAL OFFENSE YARDS	291	320
Total offense plays	43	47
Average Gain Per Play	6.8	6.8
Fumbles: Number-Lost	0-0	3-2
Penalties: Number-Yards	6-41	11-68
KICKOFFS-YARDS	9-510	8-424
Average Yards Per Kickoff	56.7	53.0
Net Yards Per Kickoff	46.2	44.8
Touchbacks	5	1

TEAM TOTALS	ORL	TAM
MFG Returns: Number-Yards-TD	0-0-0	0-0-0
Average Per Return	0.0	0.0
Kickoff returns: Number-Yards-TD	7-61-0	6-69-0
Average Per Return	8.7	11.5
Interceptions: Number-Yds-TD	0-0-0	2-10-0
Fumble Returns: Number-Yds-TD	0-0-0	0-0-0
Miscellaneous Yards	0	0
Possession Time	27:49	32:11
1st Quarter	8:44	6:16
2nd Quarter	2:52	12:08
3rd Quarter	9:57	5:03
4th Quarter	6:16	8:44
Third-Down Conversions	1 of 3	3 of 7
Fourth-Down Conversions	2 of 2	1 of 3
Red-Zone Scores-Chances	7-9	6-6
Sacks By: Number-Yards	2-6	0-0
PAT Kicks	7-8	6-7
2-Point drop-kick PATs	0-0	0-0
Field Goals	0-0	0-0
4-Point drop kick FGs	0-0	0-0
Touchdowns (Rush-Pass-Return)	2-6-0	0-7-0

2013 SEASON IN REVIEW

FIVE TIME WORLD CHAMPIONS | '91 '93 '95 '96 '03

GAME 13 TAMPA BAY STORM 51, NEW ORLEANS VOODOO 54

TAMPA BAY STORM (7-6) VS. NEW ORLEANS VOODOO (3-9)

JUNE 15, 2013 • NEW ORLEANS, LA • MERCEDES-BENZ SUPERDOME • ATT: 4,758



LATE SURGE NOT ENOUGH FOR A STORM VICTORY, FALL TO NEW ORLEANS 54-51

NEW ORLEANS, LA - The Tampa Bay Storm could not quite finish off its improbable fourth quarter comeback this past Saturday night in New Orleans as it dropped to 7-6 on the season with a 54-51 loss to the Voodoo.

After only managing to score 26 points through the first three quarters, Tampa Bay lit up the scoreboard with 25 fourth quarter points, but the deficit was just too much to overcome.

The Storm's first half could not have really gone any worse. The first possession of the game saw Adrian McPherson throw an interception that led to a quick score for the Voodoo. Early in the second quarter McPherson threw another pick and New Orleans capitalized with a touchdown on the next play.

Just before halftime, McPherson would be relieved by quarterback Randy Hippeard due to a lower body injury.

Heading into the fourth quarter the Storm found itself down by 21 points but the team started to show some signs of life. Storm defensive back Jean Fanor knew the defense would have to step up and make a play if the team was going to have any chance to get back into the game.

After a one yard touchdown run by Hippeard, Fanor stepped in front of a Kurt Rocco pass and took it 45 yards for a touchdown bringing the Storm within 10 points with less than nine minutes left to play.

The defense would stymie the Voodoo offense again, getting the ball back from a turnover-downs.

On the next play, Hippeard would find Michael Lindsey for a 23-yard touchdown with less than four minutes left to play.

The ensuing kickoff saw the Storm's Jason Chery force a fumble, but New Orleans would recover. Unfortunately it was just too late. The Voodoo would escape the Storm's tumultuous comeback as New Orleans was able to run out the clock.

Chris C. Davis led the Storm offensively with 11 catches for 121 yards and a touchdown.

Joe Hills and Lindsey had respectable games, with 107 and 84 yards receiving respectively. Each had a touchdown grab.

Hippeard came in after the McPherson injury and led the Storm comeback. He did not turn the ball over and threw for 195 yards and two touchdowns, completing 13-of-18 passing. He also added two rushing touchdowns.

Prior to leaving the game McPherson completed 13-of-21 passes for 147 yards, a touchdown and two interceptions. He would rush for a pair of scores as well.

Along with Fanor, Chris Smith, added an interception in his first game back, bringing his season total to eight.

New Orleans was led by receivers Quorey Payne and Donovan Morgan.

Payne accumulated 99 yards on four catches and added two touchdowns while Morgan had a team-high eight catches, two of which were touchdowns, and 69 yards.

Rocco threw for 210 yards on 17-for-31 passing, six touchdowns and two interceptions. He also had a rushing touchdown to his credit.

SCORE BY QUARTERS	1	2	3	4	SCORE
Tampa Bay Storm	6	14	6	25	51
New Orleans Voodoo	14	19	14	7	54

SCORING SUMMARY	PLAY	SCORE
1st	12:38 NOV PAYNE, Q. 21 yd pass from ROCCO, K. (CISMESIA, G. kick)	0 - 7
	07:43 TBY DAVIS, C. 5 yd pass from MCPHERSON, A. (BONGARRA, J. kick blocked)	6 - 7
	03:27 NOV AUMAITRE, N. 9 yd pass from ROCCO, K. (CISMESIA, G. kick)	6 - 14
2nd	12:59 NOV SMITH, C. 4 yd pass from ROCCO, K. (CISMESIA, G. kick failed)	6 - 20
	10:04 TBY MCPHERSON, A. 7 yd run (BONGARRA, J. kick)	13 - 20
	06:46 NOV MORGAN, D. 10 yd pass from ROCCO, K. (CISMESIA, G. kick failed)	13 - 26
	00:56 TBY MCPHERSON, A. 1 yd run (BONGARRA, J. kick)	20 - 26
	00:37 NOV PAYNE, Q. 37 yd pass from ROCCO, K. (CISMESIA, G. kick)	20 - 33
3rd	08:39 NOV MORGAN, D. 6 yd pass from ROCCO, K. (CISMESIA, G. kick failed)	20 - 39
	05:28 TBY HILLS, J. 1 yd pass from HIPPEARD, R. (BONGARRA, J. kick blocked)	26 - 39
	03:35 NOV ROCCO, K. 1 yd run (ROCCO, K. rush)	26 - 47
4th	14:36 TBY HIPPEARD, R. 1 yd run (BONGARRA, J. kick failed)	32 - 47
	13:07 NOV RICHARDSON, J. 4 yd run (CISMESIA, G. kick)	32 - 54
	10:41 TBY HIPPEARD, R. 1 yd run (BONGARRA, J. kick blocked)	38 - 54
	08:48 TBY FANOR, J. 45 yd interception return (HIPPEARD, R. kick failed)	44 - 54
	03:48 TBY LINDSEY, M. 23 yd pass from HIPPEARD, R. (BONGARRA, J. kick)	51 - 54

TAMPA BAY STORM	RUSHING	NO.	GAIN	LOSS	NET	TD	LG	AVG.
MCPHERSON	6	28	0	28	2	12	4.7	
TOW-ARNETT	2	1	0	1	0	1	0.5	
LINDSEY	1	1	0	1	0	1	1.0	
DAVIS	1	0	0	0	0	0	0.0	
HIPPEARD	4	4	30	-26	2	2	-6.5	
TOTALS	14	34	30	4	4	12	0.3	

TAMPA BAY STORM	PASSING	CMP-ATT-INT	YDS	TD	LONG	SACK
MCPHERSON	13-21-2	147	1	21	2	
HIPPEARD	13-18-0	195	2	29	0	
TEAM	0-0-0	-13	0	0	0	
TOTALS	26-39-2	329	3	29	2	

TAMPA BAY STORM	RECEIVING	NO.	YDS	TD	LG
DAVIS	11	121	1	18	
LINDSEY	7	84	1	23	
HILLS	6	107	1	29	
CHERY	2	30	0	18	
TOTALS	26	342	3	29	

TAMPA BAY STORM	ALL RETURNS	NO	YDS	LG	NO	YDS	LG	NO	YDS	LG
LINDSEY	0	0	0	7	110	26	0	0	0	0
FANOR	0	0	0	0	0	0	1	45	45	
SMITH	0	0	0	0	0	0	1	0	0	
TOTALS	0	0	0	7	110	26	2	45	45	

NEW ORLEANS VOODOO	RUSHING	NO.	GAIN	LOSS	NET	TD	LG	AVG.
ROCCO	6	15	0	15	1	5	2.5	
RICHARDSON	2	6	0	6	1	4	3.0	
PAYNE	1	3	0	3	0	3	3.0	
TOTALS	9	24	0	24	2	5	2.7	

NEW ORLEANS VOODOO	PASSING	CMP-ATT-INT	YDS	TD	LONG	SACK
ROCCO	17-31-2	210	6	37	0	
TOTALS	17-31-2	210	6	37	0	

NEW ORLEANS VOODOO	RECEIVING	NO.	YDS	TD	LG
MORGAN	8	69	2	15	
PAYNE	4	98	2	37	
SMITH	4	34	1	12	
AUMAITRE	1	9	1	9	
TOTALS	17	210	6	37	

NEW ORLEANS VOODOO	ALL RETURNS	NO	YDS	LG	NO	YDS	LG	NO	YDS	LG
PAYNE	0	0	0	5	80	21	0	0	0	0
SMITH	0	0	0	1	1	1	0	0	0	0
MCGLENN	0	0	0	0	0	0	2	51	32	
TOTALS	0	0	0	6	81	21	2	51	32	

TAMPA BAY STORM	U	A	TT	TFL/YDS	FF	FR-YDS	INT-YDS	BRUP	BLKD	SK/YDS	QBH
BARKSDALE	4	1	4.5								
SMITH	3	1	3.5				1-0	1			
BURGESS	3		3.0					1			
CUFF	2	1	2.5					1			
MCPHERSON	2		2.0								
BEAMON	1	2	2.0								
FANOR	1	2	2.0				1-45				
PHILLIPS	1		1.0							1	
BONGARRA	1		1.0								
LINDSEY	1		1.0								
JOHNSON		2	1.0								1
CHERY		1	0.5		1						
TYLER											1

FIELD GOAL ATTEMPTS
None

NEW ORLEANS VOODOO	U	A	TT	TFL/YDS	FF	FR-YDS	INT-YDS	BRUP	BLKD	SK/YDS	QBH
MCGLENN	6	1	6.5				2-51				
MCCLEAN	5	2	6.0								
CASTILLE	4	3	5.5								
MOTEN	5		5.0								
BRYANT	3	4	5.0	0.5/15				1			
JANAC	1	4	3.0	0.5/15					1		1
FAVORITE	2	1	2.5	1.0/8	1					1.0/8	
SMITH	2		2.0								1
BROWN	1	2	2.0	1.0/5					2	1.0/5	
RICHARDSON	1	1	1.5								
MORGAN	1		1.0								
LEE	1		1.0								

FIELD GOAL ATTEMPTS
None

TEAM STATS

TEAM TOTALS	TAM	NOV
FIRST DOWNS	24	20
Rushing	4	2
Passing	19	14
Penalty	1	4
NET YARDS RUSHING	4	24
Rushing Attempts	14	9
Average Per Rush	0.3	2.7
Rushing Touchdowns	4	2
NET YARDS PASSING	329	210
Completions-Attempts-Int	26-39-2	17-31-2
Average Per Attempt	8.4	6.8
Average Per Completion	12.7	12.4
Passing Touchdowns	3	6
TOTAL OFFENSE YARDS	333	234
Total offense plays	55	40
Average Gain Per Play	6.1	5.8
Fumbles: Number-Lost	2-0	1-0
Penalties: Number-Yards	12-73	8-46
KICKOFFS-YARDS	6-344	9-515
Average Yards Per Kickoff	57.3	57.2
Net Yards Per Kickoff	43.5	44.6
Touchbacks	1	2

TEAM TOTALS	TAM	NOV
MFG Returns: Number-Yards-TD	0-0-0	0-0-0
Average Per Return	0.0	0.0
Kickoff returns: Number-Yards-TD	7-110-0	6-81-0
Average Per Return	15.7	13.5
Interceptions: Number-Yds-TD	2-45-1	2-51-0
Fumble Returns: Number-Yards-TD	0-0-0	0-0-0
Miscellaneous Yards	0	0
Possession Time	31:47	28:13
1st Quarter	9:25	5:35
2nd Quarter	10:11	4:49
3rd Quarter	7:22	7:38
4th Quarter	4:49	10:11
Third-Down Conversions	3 of 8	2 of 4
Fourth-Down Conversions	2 of 4	0 of 2
Red-Zone Scores-Chances	6-7	5-7
Sacks By: Number-Yards	0-0	2-13
PAT Kicks	3-8	4-7
Field Goals	0-0	0-0
4-Point drop kick FGs	0-0	0-0
Touchdowns (Rush-Pass-Return)	4-3-1	2-6-0

2013 SEASON IN REVIEW

FIVE TIME WORLD CHAMPIONS | '91 '93 '95 '96 '03

GAME 14 CHICAGO RUSH 50, TAMPA BAY STORM 49

CHICAGO RUSH (8-6) VS. TAMPA BAY STORM (7-7)

JUNE 22, 2013 • TAMPA, FL • TAMPA BAY TIMES FORUM • ATT: 11,514



TWO-POINT CONVERSION GIVES CHICAGO A 50-49 WIN OVER TAMPA BAY STORM

TAMPA, FL - Tonight two teams took the field at the Tampa Bay Times Forum that, on paper, were evenly matched and that is exactly how the game went. It could have been predicted that it would come down to the last play tonight between the Tampa Bay Storm and Chicago Rush, and that it did.

In the fourth quarter the Storm defense held strong and forced a turnover with an interception by defensive lineman Tremaine Johnson. The Storm would then take a 49-42 lead with 4:28 remaining in the game on a Michael Lindsey touchdown grab. But Chicago would not go down quietly and drove the ball down the field to the one yard line with under a minute left.

The Rush implemented a strategy that would force the Storm to use all of its timeouts, setting up a fourth and goal from the one with two seconds left. Rush quarterback Carson Coffman would push his way into the endzone leaving the Rush down by one with a decision to make; go for the win or play for overtime.

The Rush decided to go for two-point conversion and the win, only after there was some confusion on the field, as Chicago's coaching staff called a timeout that was not granted.

On the final play, Chicago threw a screen pass to star receiver Reggie Gray who was pinned against the boards at the three yard line, making it a difficult call for the officials to decide whether he was out of bounds or in for the score.

The referees decided in favor of Chicago, sending Tampa Bay into its bye week with a one-point loss and a three-game losing streak.

A bright spot for the Storm was quarterback Randy Hippeard, who made his first career start.

"I came out a little nervous," Hippeard said, "but I settled down and I think we played well

offensively." Hippeard played a phenomenal game, going 25-for-38, 305 yards and six touchdowns. He also added in a rushing touchdown as well.

Hippeard distributed the ball evenly to Lindsey, Joe Hills and Chris Davis, as Lindsey led the team with nine catches, while Davis and Hills each hauled in eight, with each grabbing a pair of touchdowns.

Rodney Beamon was another standout player for the storm.

Center Brad Serini went down early in the game and Beamon, who usually plays linebacker, played both linebacker and fullback as normal fullback Jeff Tow-Arnett slid to center.

"I am pretty tired," Beamon gasped, "but that is what the job calls for. We preach next man up and when Serini went down that was me. We stepped up as a team as well and that is what it is all about."

Chicago was led by receiver Gray who did a little bit of everything. Gray had eight catches, 115 yards and two touchdowns, but he also threw a three-yard touchdown pass to Jared Jenkins who led the team in receiving with 10 catches and 120 yards. Coffman threw for 258 yards on 21-for-32 passing, three touchdowns and one interception. He also had 14 rushing yards and three touchdowns.

With the loss, the Storm fell behind Jacksonville by two games in the South Division standings as Jacksonville claimed a two-point victory over Cleveland. The Storm has a much needed bye week before it gets back on home turf July 6th against the Spokane Shock.

"This bye week is much needed," stated Head Coach Dave Ewart. Beamon seconded his coach, stating, "It is coming at such a crucial time because we need to get guys healthy and get re-focused."

SCORE BY QUARTERS

	1	2	3	4	SCORE
Chicago Rush	14	14	7	15	50
Tampa Bay Storm	14	14	7	14	49

SCORING SUMMARY

1st	10:38	TBY	DAVIS, C. 13 yd pass from HIPPEARD, R. (BONGARRA, J. kick)	0 - 7
	07:44	CHI	GRAY, R. 16 yd pass from COFFMAN, C. (MARTINEZ, J. kick) <td>7 - 7</td>	7 - 7
	04:55	TBY	HILLS, J. 41 yd pass from HIPPEARD, R. (BONGARRA, J. kick) <td>7 - 14</td>	7 - 14
	02:25	CHI	JENKINS, J. 3 yd pass from GRAY, R. (MARTINEZ, J. kick) <td>14 - 14</td>	14 - 14
2nd	10:35	TBY	DAVIS, C. 17 yd pass from HIPPEARD, R. (BONGARRA, J. kick) <td>14 - 21</td>	14 - 21
	05:25	CHI	WOODS, D.J. 3 yd pass from COFFMAN, C. (MARTINEZ, J. kick) <td>21 - 21</td>	21 - 21
	00:53	TBY	LINDSEY, M. 6 yd pass from HIPPEARD, R. (BONGARRA, J. kick) <td>21 - 28</td>	21 - 28
	00:18	CHI	GRAY, R. 31 yd pass from COFFMAN, C. (MARTINEZ, J. kick) <td>28 - 28</td>	28 - 28
3rd	11:55	CHI	COFFMAN, C. 6 yd run (MARTINEZ, J. kick) <td>35 - 28</td>	35 - 28
	05:39	TBY	HILLS, J. 8 yd pass from HIPPEARD, R. (BONGARRA, J. kick) <td>35 - 35</td>	35 - 35
4th	14:17	CHI	COFFMAN, C. 1 yd run (MARTINEZ, J. kick) <td>42 - 35</td>	42 - 35
	10:35	TBY	HIPPEARD, R. 1 yd run (BONGARRA, J. kick) <td>42 - 42</td>	42 - 42
	04:28	TBY	LINDSEY, M. 25 yd pass from HIPPEARD, R. (BONGARRA, J. kick) <td>42 - 49</td>	42 - 49
	00:00	CHI	COFFMAN, C. 1 yd run (GRAY, R. pass from COFFMAN, C.) <td>50 - 49</td>	50 - 49

TAMPA BAY STORM

RUSHING	NO.	GAIN	LOSS	NET	TD	LG	AVG.
HIPPEARD	1	1	0	1	1	1	1.0
TOTALS	1	1	0	1	1	1	1.0

PASSING

CMP-ATT-INT	YDS	TD	LONG	SACK
25-38-0	315	6	41	2
TEAM	0-0-0	-10	0	0
TOTALS	25-38-0	305	6	41

RECEIVING

NO.	YDS	TD	LG	
LINDSEY	9	95	2	25
HILLS	8	140	2	41
DAVIS	8	80	2	20
TOTALS	25	315	6	41

ALL RETURNS

----MFG----			---KICKOFFS---			---INTERCEPT---		
NO	YDS	LG	NO	YDS	LG	NO	YDS	LG
LINDSEY	0	0	0	5	58	13	0	0
JOHNSON	0	0	0	0	0	0	1	6
TOTALS	0	0	0	5	58	13	1	6

CHICAGO RUSH

RUSHING	NO.	GAIN	LOSS	NET	TD	LG	AVG.
COFFMAN	7	14	0	14	3	6	2.0
PAYNE	3	8	3	5	0	5	1.7
WOODS	1	0	1	-1	0	0	-1.0
TOTALS	11	22	4	18	3	6	1.6

PASSING

CMP-ATT-INT	YDS	TD	LONG	SACK
21-32-1	258	3	31	0
GRAY	1-1-0	3	1	3
TOTALS	22-33-1	261	4	31

RECEIVING

NO.	YDS	TD	LG	
JENKINS	10	120	1	23
GRAY	8	115	2	31
PAYNE	2	14	0	11
WOODS	2	12	1	9
TOTALS	22	261	4	31

ALL RETURNS

----MFG----			---KICKOFFS---			---INTERCEPT---		
NO	YDS	LG	NO	YDS	LG	NO	YDS	LG
PAYNE	0	0	0	5	80	21	0	0
CALVIN	0	0	0	5	110	41	0	0
TOTALS	0	0	0	5	110	41	0	0

TAMPA BAY STORM	U	A	TT	TFL/YDS	FF	FR-YDS	INT-YDS	BRUP	BLKD	SK/YDS	QBH
GAVINS	6	2	7.0	1.0/1	.	.	.	1	.	.	.
BARKSDALE	5	1	5.5	0.5/1	.	.	.	1	.	.	.
JOHNSON	3	2	4.0	0.5/0	.	.	1-6
SMITH	3	1	3.5
FANOR	3	1	3.5
BEAMON	3	.	3.0	1.0/3	1
CHERY	2	1	2.5
DAVIS	1	.	1.0
MCCULLOUGH	1	.	1.0
BONGARRA	.	1	0.5
DAVIS	.	1	0.5	1
PHILLIPS	1	.	.	1
TOW-ARNETT	1	.	.	.

FIELD GOAL ATTEMPTS

BONGARRA, JUAN	2nd	00:00	36 yards	Blocked
----------------	-----	-------	----------	---------

CHICAGO RUSH

U	A	TT	TFL/YDS	FF	FR-YDS	INT-YDS	BRUP	BLKD	SK/YDS	QBH
HALL	6	1	6.5	.	.	.	2	.	.	.
PLEASANT	5	1	5.5	.	.	.	2	.	.	.
CALVIN	4	1	4.5	.	.	.	1	.	.	.
MOODY	3	1	3.5
MORRIS	2	1	2.5	0.5/2	0.5/2	.
JACKSON	1	.	1.0	1.0/6	1.0/6	1
PAYNE	1	.	1.0
COFFMAN	1	.	1.0
JENKINS	1	.	1.0
CAMPBELL	.	1	0.5	0.5/2	0.5/2	.
HOKÉ	1	.	.

FIELD GOAL ATTEMPTS

None

TEAM STATS

TEAM TOTALS	CHI	TAM
FIRST DOWNS	24	22
Rushing	4	1
Passing	16	19
Penalty	4	2
NET YARDS RUSHING	18	1
Rushing Attempts	11	1
Average Per Rush	1.6	1.0
Rushing Touchdowns	3	1
NET YARDS PASSING	261	305
Completions-Attempts-Int	22-33-1	25-38-0
Average Per Attempt	7.9	8.0
Average Per Completion	11.9	12.2
Passing Touchdowns	4	6
TOTAL OFFENSE YARDS	279	306
Total offense plays	44	41
Average Gain Per Play	6.3	7.5
Fumbles: Number-Lost	0-0	1-0
Penalties: Number-Yards	6-42	10-53
KICKOFFS-YARDS	7-396	8-450
Average Yards Per Kickoff	56.6	56.2
Net Yards Per Kickoff	46.9	40.0
Touchbacks	2	4

TEAM TOTALS	CHI	TAM
MFG Returns: Number-Yards-TD	0-0-0	0-0-0
Average Per Return	0.0	0.0
Kickoff returns: Number-Yards-TD	5-110-0	5-58-0
Average Per Return	22.0	11.6
Interceptions: Number-Yds-TD	0-0-0	1-6-0
Fumble Returns: Number-Yds-TD	0-0-0	0-0-0
Miscellaneous Yards	4	25
Possession Time	29:58	30:02
1st Quarter	5:24	9:36
2nd Quarter	5:45	9:15
3rd Quarter	8:44	6:16
4th Quarter	10:05	4:55
Third-Down Conversions	3 of 6	3 of 6
Fourth-Down Conversions	2 of 3	3 of 3
Red-Zone Scores-Chances	6-7	6-6
Sacks By: Number-Yards	2-10	0-0
PAT Kicks	6-6	7-7
2-Point drop-kick PATs	0-0	0-0
Field Goals	0-0	0-1
4-Point drop kick FGs	0-0	0-0
Touchdowns (Rush-Pass-Return)	3-4-0	1-6-0

2013 SEASON IN REVIEW

FIVE TIME WORLD CHAMPIONS | '91 '93 '95 '96 '03 

GAME 15 SPOKANE SHOCK 63, TAMPA BAY STORM 49

SPOKANE SHOCK (11-4) VS. TAMPA BAY STORM (7-8)

JULY 6, 2013 • TAMPA, FL • TAMPA BAY TIMES FORUM • ATT: 9,934



SPOKANE SHOCK SPOIL TAMPA BAY STORM FIRST-HALF EFFORT WITH 63-49 VICTORY

TAMPA, FL - The Tampa Bay Storm did what it had to do early on tonight against the Spokane Shock to give itself a chance to win, but the Storm could not finish business.

On the game's first possession, Storm defensive back Vance Cuff stepped in front of Shock quarterback Erik Meyer's pass. The following possession would lead to a Michael Lindsey touchdown catch.

More good fortune came the Storm's way when Chris Davis recovered a kickoff with under a minute left in the first half after the ball took a Storm bounce off of the field goal post.

Storm quarterback Randy Hippeard would run it in from one yard out a couple plays later, putting Tampa Bay up by 14 with 28 seconds remaining in the half.

Then came the game's turning point.

Meyer completed a 10-yard pass to Brandon Thompkins as time expired in the half to pull the Shock within seven heading into the break.

After Joe Hills' touchdown catch early in the second half, the Shock would score three straight times to go up by seven. During the stretch the Storm turned the ball over on downs and Spokane recovered its kickoff in the endzone for a touchdown after it caromed off the goal post for the second time during the game.

Hills would tie the game at 49 with another touchdown catch, but Spokane answered right back with a 20-yard touchdown on a screen pass to offensive lineman Chris Pino.

Spokane would add another touchdown to claim the 63-49 victory, dropping the Storm to 7-8 on the season.

The Storm was led by Hills and Hippeard tonight.

Hills finished the night with 10 grabs for 101 yards and four touchdowns, a few of those were highlight worthy.

Hippeard had another solid game, filling in for injured Adrian McPherson. The Storm quarterback went 23-for-37 with 249 passing yards and six touchdowns. He also added a rushing touchdown.

The Storm could not contain Spokane's star receiver Thompkins however. Thompkins recorded 12 catches for 123 yards and five touchdowns and was hands down, tonight's player of the game.

Meyer was a stellar 30-for-42 for 303 yards and seven touchdowns, despite the interception on the game's first possession.

SCORE BY QUARTERS

	1	2	3	4	SCORE
Spokane Shock	7	21	21	14	63
Tampa Bay Storm	7	28	7	7	49

SCORING SUMMARY

	PLAY	SCORE
1st	11:42 TBY LINDSEY, M. 5 yd pass from HIPPEARD, R. (BONGARRA, J. kick)	0 - 7
	04:41 SPO MEYER, E. 1 yd run (ROWAN, T. kick)	7 - 7
2nd	14:53 TBY HILLS, J. 8 yd pass from HIPPEARD, R. (BONGARRA, J. kick)	7 - 14
	10:35 SPO THOMPkins, B. 22 yd pass from MEYER, E. (ROWAN, T. kick)	14 - 14
	05:35 TBY HILLS, J. 13 yd pass from HIPPEARD, R. (BONGARRA, J. kick)	14 - 21
	02:21 SPO THOMPkins, B. 6 yd pass from MEYER, E. (ROWAN, T. kick)	21 - 21
	00:44 TBY DAVIS, C. 14 yd pass from HIPPEARD, R. (BONGARRA, J. kick)	21 - 28
	00:28 TBY HIPPEARD, R. 1 yd run (BONGARRA, J. kick)	21 - 35
3rd	00:00 SPO THOMPkins, B. 10 yd pass from MEYER, E. (ROWAN, T. kick)	28 - 35
	10:35 TBY HILLS, J. 16 yd pass from HIPPEARD, R. (BONGARRA, J. kick)	8 - 42
	08:49 SPO TENNELL, A. 39 yd pass from MEYER, E. (ROWAN, T. kick)	35 - 42
	00:57 SPO THOMPkins, B. 14 yd pass from MEYER, E. (ROWAN, T. kick)	42 - 42
	00:00 SPO JORDEN, K. 0 yd net recovery (ROWAN, T. kick)	49 - 42
4th	13:05 TBY HILLS, J. 25 yd pass from HIPPEARD, R. (BONGARRA, J. kick)	49 - 49
	09:38 SPO PINO, C. 19 yd pass from MEYER, E. (ROWAN, T. kick)	56 - 49
	02:25 SPO THOMPkins, B. 7 yd pass from MEYER, E. (ROWAN, T. kick)	63 - 49

TAMPA BAY STORM

RUSHING	NO.	GAIN	LOSS	NET	TD	LG	AVG.
HIPPEARD	5	12	0	12	1	7	2.4
TOTALS	5	12	0	12	1	7	2.4

PASSING

	CMP-ATT-INT	YDS	TD	LONG	SACK
HIPPEARD	23-37-0	249	6	26	1
TEAM	0-0-0	-7	0	0	0
TOTALS	23-37-0	242	6	26	1

RECEIVING

	NO.	YDS	TD	LG
HILLS	10	101	4	25
DAVIS	8	110	1	26
LINDSEY	4	30	1	13
CHERY	1	8	0	8
TOTALS	23	249	6	26

ALL RETURNS

	[----MFG-----]			[---KICKOFFS---]			[---INTERCEPT---]		
	NO	YDS	LG	NO	YDS	LG	NO	YDS	LG
LINDSEY	0	0	0	5	55	14	0	0	0
CUFF	0	0	0	0	0	0	1	11	11
TOTALS	0	0	0	5	55	14	1	11	11

SPOKANE SHOCK

RUSHING	NO.	GAIN	LOSS	NET	TD	LG	AVG.
MEYER	4	6	1	5	1	4	1.2
FALAKISENI	1	3	0	3	0	3	3.0
TOTALS	5	9	1	8	1	4	1.6

PASSING

	CMP-ATT-INT	YDS	TD	LONG	SACK
MEYER	30-42-1	303	7	39	1
TEAM	0-0-0	-6	0	0	0
TOTALS	30-42-1	297	7	39	1

RECEIVING

	NO.	YDS	TD	LG
THOMPkins	12	123	5	22
JORDEN	9	97	0	23
TENNELL	7	59	1	39
PINO	2	24	1	19
TOTALS	30	303	7	39

ALL RETURNS

	[----MFG-----]			[---KICKOFFS---]			[---INTERCEPT---]		
	NO	YDS	LG	NO	YDS	LG	NO	YDS	LG
SANDERS	0	0	0	6	103	40	0	0	0
TOTALS	0	0	0	6	103	40	0	0	0

TAMPA BAY STORM	U	A	TT	TFL/YDS	FF	FR-YDS	INT-YDS	BRUP	BLKD	SK/YDS	QBH
BARKSDALE	9	1	9.5					1			
CUFF	5		5.0				1-11	1			
SMITH	3	3	4.5								
FANOR	2	4	4.0	1.0/1							
ROBERTS	3		3.0	1.0/6						1.0/6	
JOHNSON	2	1	2.5								
LINDSEY	2		2.0								
BEAMON	1		1.0								1
BONGARRA		1.0									
PHILLIPS		1	0.5								1
TYLER											1
DAVIS						1-1					

FIELD GOAL ATTEMPTS

None

SPOKANE SHOCK	U	A	TT	TFL/YDS	FF	FR-YDS	INT-YDS	BRUP	BLKD	SK/YDS	QBH
SANDERS	7		7.0					2			
STEPHENS	6	2	7.0								
BELL	3	2	4.0	1.0/7		1-0				1.0/7	4
MOORE	1	3	2.5								
BRIGGS	2		2.0								2
TENNELL	2		2.0								
NELSON	1		1.0								
MEYER	1		1.0								
DODD-MASTERS	1		1.0					1			
JORDEN	1		1.0			1-0					
RUFFIN	1		1.0								
STOUDAMIRE		1	0.5								
SCHIECHL								2			
TAYLOR											1

FIELD GOAL ATTEMPTS

None

TEAM STATS

TEAM TOTALS	SPO	TAM
FIRST DOWNS	20	18
Rushing	2	2
Passing	15	14
Penalty	3	2
NET YARDS RUSHING	8	12
Rushing Attempts	5	5
Average Per Rush	1.6	2.4
Rushing Touchdowns	1	1
NET YARDS PASSING	297	242
Completions-Attempts-Int	30-42-1	23-37-0
Average Per Attempt	7.1	6.5
Average Per Completion	9.9	10.5
Passing Touchdowns	7	6
TOTAL OFFENSE YARDS	305	254
Total offense plays	48	43
Average Gain Per Play	6.4	5.9
Fumbles: Number-Lost	1-1	2-2
Penalties: Number-Yards	7-44	9-53
KICKOFFS-YARDS	8-443	8-447
Average Yards Per Kickoff	55.4	55.9
Net Yards Per Kickoff	46.6	42.4
Touchbacks	3	1

TEAM TOTALS	SPO	TAM
MFG Returns: Number-Yards-TD	0-0-0	0-0-0
Average Per Return	0.0	0.0
Kickoff returns: Number-Yards-TD	6-103-0	5-55-0
Average Per Return	17.2	11.0
Interceptions: Number-Yds-TD	0-0-0	1-11-0
Fumble Returns: Number-Yards-TD	1-0-1	1-1-0
Miscellaneous Yards	0	-1
Possession Time	30:44	29:16
1st Quarter	10:11	4:49
2nd Quarter	8:00	7:00
3rd Quarter	5:52	9:08
4th Quarter	6:41	8:19
Third-Down Conversions	6 of 9	6 of 9
Fourth-Down Conversions	2 of 2	1 of 3
Red-Zone Scores-Chances	6-7	6-6
Sacks By: Number-Yards	1-7	1-6
PAT Kicks	9-9	7-7
2-Point drop-kick PATs	0-0	0-0
Field Goals	0-0	0-0
4-Point drop kick FGs	0-0	0-0
Touchdowns (Rush-Pass-Return)	1-7-1	1-6-0

2013 SEASON IN REVIEW

FIVE TIME WORLD CHAMPIONS | '91 '93 '95 '96 '03 

GAME 16 SAN ANTONIO TALONS 52, TAMPA BAY STORM 36

TAMPA BAY STORM (7-9) VS. SAN ANTONIO TALONS (9-7)

JULY 13, 2013 • SAN ANTONIO, TX • ALAMODOME • ATT: 8,576



TURNOVERS SEND STORM TO FIFTH STRAIGHT LOSS

SAN ANTONIO, TX - Tonight the Tampa Bay Storm offense could never get on track and it all started with an unlucky bounce.

The Storm drove down the field on its first possession of the night, thanks to a great play by quarterback Randy Hippeard who found Joe Hills deep in San Antonio Talons territory.

However, on the next play Hippeard targeted Hills again in the back of the endzone, but the ball deflected off of Hills' hands and then ricocheted off of the field goal post landing in the hands of Talons defensive back Fred Shaw. San Antonio would go onto score after the interception.

Later on, the Storm would actually take a 14-13 lead, due to a missed extra-point by the Talons but the lead would be short-lived as D.J. Stephens would haul in a pass from Talons quarterback Rahon Davey putting San Antonio 20-14.

On the ensuing possession, Jamar Ransom intercepted Hippeard and took it in for the school and the Talons never looked back.

With a 12-point halftime lead, San Antonio came out in the second half and poured it on Tampa Bay erupting for 35 points on their way to a 68-42 win over the Storm.

Hills once again led the Storm with nine catches, 126 yards and three touchdowns. His three touchdowns on the night broke the Storm single-season record for most touchdowns with 39.

Newcomer Justin Hilton added three catches, 60 yards and a touchdown for the Storm as well.

Hippeard had his worst game since taking over for the injured Adrian McPherson, going 17-for-33 with 246 yards, four touchdowns and three interceptions.

Hippeard was knocked out of the game late in the fourth quarter as well and Shane Boyd saw his first action since early in the season when he went down with a knee injury.

Boyd only had five pass attempts, completing three of them for 47 yards.

Stephens and Davey stole the show for the Talons as Stephens reeled 11 passes for 184 yards and five touchdowns.

Davey was stellar going 21-for-31 for 313 yards and eight touchdowns.

Even though the Storm was defeated tonight, its playoff hopes are still alive.

SCORE BY QUARTERS

	1	2	3	4	SCORE
Tampa Bay Storm	7	14	7	14	42
San Antonio Talons	13	20	21	14	68

SCORING SUMMARY

	TIME	TEAM	PLAY	SCORE
1st	07:45	SAT	STEPHENS, D.J. 27 yd pass from DAVEY, R. (DEMOS, S. kick)	0 - 7
	03:50	TBY	HILLS, J. 17 yd pass from HIPPEARD, R. (BONGARRA, J. kick)	7 - 7
	01:05	SAT	STEPHENS, D.J. 30 yd pass from DAVEY, R. (DEMOS, S. kick failed)	7 - 13
2nd	13:35	TBY	HIPPEARD, R. 1 yd run (BONGARRA, J. kick)	14 - 13
	08:14	SAT	STEPHENS, D.J. 10 yd pass from DAVEY, R. (DEMOS, S. kick)	14 - 20
	06:50	SAT	RANSOM, J. 20 yd interception return (DEMOS, S. kick)	14 - 27
3rd	01:44	TBY	HILLS, J. 8 yd pass from HIPPEARD, R. (BONGARRA, J. kick)	21 - 27
	00:35	SAT	HOLMES, B. 25 yd pass from DAVEY, R. (DEMOS, S. kick failed)	21 - 33
	11:20	SAT	HOLMES, B. 11 yd pass from DAVEY, R. (DEMOS, S. kick)	21 - 40
4th	09:37	TBY	HILLS, J. 16 yd pass from HIPPEARD, R. (BONGARRA, J. kick)	28 - 40
	07:08	SAT	STEPHENS, D.J. 24 yd pass from DAVEY, R. (DEMOS, S. kick)	28 - 47
	02:22	SAT	RUFFINS, M. 14 yd pass from DAVEY, R. (DEMOS, S. kick)	28 - 54
	09:38	SAT	HOLMES, B. 4 yd run (DEMOS, S. kick)	28 - 61
	07:32	TBY	HILTON, J. 45 yd pass from HIPPEARD, R. (DAVIS, C. pass from HIPPEARD, R.)	36 - 61
	03:39	SAT	STEPHENS, D.J. 2 yd pass from DAVEY, R. (DEMOS, S. kick)	36 - 68
	00:42	TBY	DAVIS, C. 34 yd pass from BOYD, S. (BOYD, S. pass failed)	42 - 68

TAMPA BAY STORM

RUSHING	NO.	GAIN	LOSS	NET	TD	LG	AVG.
HIPPEARD	2	18	0	18	1	17	9.0
DAVIS	1	1	0	1	0	1	1.0
TOTALS	3	19	0	19	1	17	6.3

PASSING

	CMP-ATT-INT	YDS	TD	LONG	SACK
HIPPEARD	17-33-3	246	4	45	4
BOYD	3-5-0	47	1	34	0
TEAM	0-0-0	-18	0	0	0
TOTALS	20-38-3	275	5	45	4

RECEIVING

	NO.	YDS	TD	LG
HILLS	9	126	3	25
LINDSEY	4	38	0	18
HILTON	3	60	1	45
DAVIS	3	53	1	34
MCCALEB	1	16	0	16
TOTALS	20	293	5	45

ALL RETURNS	----MFG----			---KICKOFFS---			---INTERCEPT---		
	NO	YDS	LG	NO	YDS	LG	NO	YDS	LG
LINDSEY	0	0	0	8	185	41	0	0	0
TOTALS	0	0	0	8	185	41	0	0	0

SAN ANTONIO TALONS

RUSHING	NO.	GAIN	LOSS	NET	TD	LG	AVG.
COOK	5	10	0	10	0	4	2.0
HOLMES	1	4	0	4	1	4	4.0
DAVEY	1	0	0	0	0	0	0.0
TOTALS	7	14	0	14	1	4	2.0

PASSING

	CMP-ATT-INT	YDS	TD	LONG	SACK
DAVEY	21-31-0	313	8	43	0
TOTALS	21-31-0	313	8	43	0

RECEIVING

	NO.	YDS	TD	LG
STEPHENS	11	184	5	43
HOLMES	4	67	2	25
TOLER	4	44	0	13
RUFFINS	2	18	1	14
TOTALS	21	313	8	43

ALL RETURNS	----MFG----			---KICKOFFS---			---INTERCEPT---		
	NO	YDS	LG	NO	YDS	LG	NO	YDS	LG
STEPHENS	0	0	0	4	81	29	0	0	0
RANSOM	0	0	0	0	0	0	1	20	20
SHAW	0	0	0	0	0	0	1	0	0
JONES	0	0	0	0	0	0	1	9	9
TOTALS	0	0	0	4	81	29	3	29	20

TAMPA BAY STORM	U	A	TT	TFL/YDS	FF	FR-YDS	INT-YDS	BRUP	BLKD	SK/YDS	QBH
ISSAC	5	4	7.0								
JOHNSON	2	2	3.0								
BARKSDALE	2	2	3.0			1-0					
ROBERTS	1	4	3.0								
GRIFFIN	1	1	1.5								1
HILLS	1	1	1.5								
CUFF		3	1.5		1			4			
FANOR		3	1.5								
TYLER	1		1.0								
HIPPEARD	1		1.0								
LINDSEY	1		1.0								
BEAMON											1

FIELD GOAL ATTEMPTS

None

SAN ANTONIO TALONS	U	A	TT	TFL/YDS	FF	FR-YDS	INT-YDS	BRUP	BLKD	SK/YDS	QBH
RANSOM	5	2	6.0				1-20				
JONES	4	2	5.0				1-9				
BROWN	3	2	4.0					1			
HANNAH	3	1	3.5								
SHAW	1	3	2.5				1-0	1			
SYKES	2		2.0	2.0/10						2.0/10	3
KING	1	1	1.5								
MCGILL	1		1.0	1.0/6						1.0/6	
TOLER	1		1.0								
STEPHENS	1		1.0								
TURNER	1		1.0	1.0/2						1.0/2	3
COOK	1		1.0								
HOLMES		1	0.5								
WEIVODA											1

FIELD GOAL ATTEMPTS

None

TEAM STATS

TEAM TOTALS	TAM	SAT
FIRST DOWNS	15	17
Rushing	1	1
Passing	13	15
Penalty	1	1
NET YARDS RUSHING	19	14
Rushing Attempts	3	7
Average Per Rush	6.3	2.0
Rushing Touchdowns	1	1
NET YARDS PASSING	275	313
Completions-Attempts-Int	20-38-3	21-31-0
Average Per Attempt	7.2	10.1
Average Per Completion	13.8	14.9
Passing Touchdowns	5	8
TOTAL OFFENSE YARDS	294	327
Total offense plays	45	38
Average Gain Per Play	6.5	8.6
Fumbles: Number-Lost	0-0	2-1
Penalties: Number-Yards	9-66	10-73
KICKOFFS-YARDS	6-342	11-626
Average Yards Per Kickoff	57.0	56.9
Net Yards Per Kickoff	41.8	38.7
Touchbacks	2	3

TEAM TOTALS	TAM	SAT
MFG Returns: Number-Yards-TD	0-0-0	0-0-0
Average Per Return	0.0	0.0
Kickoff returns: Number-Yards-TD	8-185-0	4-81-0
Average Per Return	23.1	20.2
Interceptions: Number-Yds-TD	0-0-0	3-29-1
Fumble Returns: Number-Yds-TD	0-0-0	0-0-0
Miscellaneous Yards	0	-1
Possession Time	32:15	27:45
1st Quarter	8:39	6:21
2nd Quarter	12:07	2:53
3rd Quarter	6:26	8:34
4th Quarter	5:03	9:57
Third-Down Conversions	4 of 7	4 of 6
Fourth-Down Conversions	1 of 3	2 of 2
Red-Zone Scores-Chances	2-4	2-2
Sacks By: Number-Yards	0-0	4-18
PAT Kicks	4-4	8-10
Field Goals	0-0	0-0
4-Point drop kick FGs	0-0	0-0
Touchdowns (Rush-Pass-Return)	1-5-0	1-8-1

GAME 17 PITTSBURGH POWER 48, TAMPA BAY STORM 37

PITTSBURGH POWER (4-13) VS. TAMPA BAY STORM (7-10)

JULY 20, 2013 • TAMPA, FL • TAMPA BAY TIMES FORUM • ATT: 16,118



STORM MAKES PLAYOFFS BUT LOSES SIXTH STRAIGHT, 48-37

TAMPA, FL - The Tampa Bay Storm managed to secure a playoff berth Saturday night, however it was a bittersweet moment as the team came up short, losing to the Pittsburgh Power, 48-37, stretching its losing streak to six games.

The Storm offense could never get things going Saturday night as the defense stood tall and kept the Storm in it for the majority of the game.

Joe Hills scored the team's first touchdown of the game on its fourth possession to cut the 14-point Power lead in half.

The Storm defense would score the game's next nine points as Rodney Beamon sacked Power quarterback Shane Austin the end zone for a safety. On Pittsburgh's next possession, R.J. Roberts scooped up a fumble as the Power were going in for a score and returned it 48 yards for a Storm Touchdown.

However, the Storm offense went four-and-out on the ensuing possession, putting a tired defense back on the turf, resulting in a Power touchdown.

The offense had plenty of opportunities to take control of the game, but in the end those missed chances were the Storm's Achilles' heel.

The Storm had a chance to head into the locker room at halftime with the lead but it failed to convert deep in Power territory before time ran out.

The second-half saw much of the same from the Storm with the defense running out of gas after holding the Power off the scoreboard during the third quarter. Pittsburgh erupted for 27 fourth quarter points sending the Storm to its sixth loss in as many games.

Even with the loss, the Storm managed to clinch an AFL record 22nd playoff berth thanks to a New Orleans VooDoo loss at the hands of the Jacksonville Sharks. It will be the team's first playoff appearance since 2010, when it made a run to ArenaBowl XXIII.

SCORE BY QUARTERS

	1	2	3	4	SCORE
Pittsburgh Power	14	7	0	27	48
Tampa Bay Storm	9	7	7	14	37

SCORING SUMMARY

	PLAY	SCORE
1st	10:27 PIT GILLIAM, S. 15 yd fumble recovery (RAUCH, J. kick)	7 - 0
	06:40 PIT AUSTIN, S. 3 yd run (RAUCH, J. kick)	14 - 0
	03:27 TBY HILLS, J. 12 yd pass from HIPPEARD, R. (BONGARRA, J. kick)	14 - 7
	00:59 TBY BEAMON, R. safety	14 - 9
2nd	08:47 TBY ROBERTS, R.J. 48 yd fumble recovery (BONGARRA, J. kick)	14 - 16
	01:26 PIT COLLINS, T. 12 yd pass from AUSTIN, S. (RAUCH, J. kick)	21 - 16
3rd	11:49 TBY HILLS, J. 5 yd pass from HIPPEARD, R. (BONGARRA, J. kick)	21 - 23
4th	13:04 PIT WASHINGTON, M. 16 yd pass from AUSTIN, S. (RAUCH, J. kick)	28 - 23
	10:29 TBY DAVIS, C. 19 yd pass from HIPPEARD, R. (BONGARRA, J. kick)	28 - 30
	09:20 PIT COLLINS, T. 44 yd pass from AUSTIN, S. (RAUCH, J. kick)	35 - 30
	04:16 PIT WASHINGTON, M. 23 yd pass from AUSTIN, S. (RAUCH, J. kick)	42 - 30
	00:55 TBY CHERY, J. 9 yd pass from HIPPEARD, R. (BONGARRA, J. kick)	42 - 37
	00:51 PIT AUSTIN, S. 9 yd run (RAUCH, J. kick failed)	48 - 37

TAMPA BAY STORM

RUSHING	NO.	GAIN	LOSS	NET	TD	LG	AVG.
HIPPEARD	3	3	0	3	0	3	1.0
ROYAL	2	2	0	2	0	2	1.0
TOTALS	5	5	0	5	0	3	1.0

PASSING	CMP-ATT-INT	YDS	TD	LONG	SACK
HIPPEARD	25-45-1	202	4	19	6
TEAM	0-0-0	-31	0	0	0
TOTALS	25-45-1	171	4	19	6

RECEIVING

	NO.	YDS	TD	LG
COLLINS	8	97	2	44
WASHINGTON	6	109	2	34
WISE	4	43	0	20
TOTALS	18	249	4	44

ALL RETURNS	-----MFG-----			---KICKOFFS---			---INTERCEPT---		
	NO	YDS	LG	NO	YDS	LG	NO	YDS	LG
JACKSON	0	0	0	1	0	0	0	0	0
LEFLORE	0	0	0	4	37	12	0	0	0
GILLIAM	0	0	0	0	0	0	1	9	9
TOTALS	0	0	0	5	37	12	1	9	9

PITTSBURGH POWER

RUSHING	NO.	GAIN	LOSS	NET	TD	LG	AVG.
AUSTIN	5	22	0	22	2	9	4.4
WISE	1	0	2	-2	0	0	-2.0
TOTALS	6	22	2	20	2	9	3.3

PASSING	CMP-ATT-INT	YDS	TD	LONG	SACK
AUSTIN	18-32-0	249	4	44	2
TEAM	0-0-0	-6	0	0	0
TOTALS	18-32-0	243	4	44	2

RECEIVING

	NO.	YDS	TD	LG
COLLINS	8	97	2	44
WASHINGTON	6	109	2	34
WISE	4	43	0	20
TOTALS	18	249	4	44

ALL RETURNS	-----MFG-----			---KICKOFFS---			---INTERCEPT---		
	NO	YDS	LG	NO	YDS	LG	NO	YDS	LG
JACKSON	0	0	0	1	0	0	0	0	0
LEFLORE	0	0	0	4	37	12	0	0	0
GILLIAM	0	0	0	0	0	0	1	9	9
TOTALS	0	0	0	5	37	12	1	9	9

TAMPA BAY STORM	U	A	TT	TFL/YDS	FF	FR-YDS	INT-YDS	BRUP	BLKD	SK/YDS	QBH
SMITH	7	.	7.0	1.0/2	.	.	.	3	.	.	.
CUFF	4	.	4.0	2	.	.	.
DIX	4	.	4.0	2	.	.	.
FANOR	3	.	3.0	1	.	.	.
BEAMON	2	.	2.0	1.0/1	1.0/1	.
ROBERTS	1	1	1.5	.	1	1-48
DAVIS	1	.	1.0
TYLER	1	.	1.0	1.0/5	1.0/5	.
ROYAL	1	.	1.0
LINDSEY	1	.	1.0
PHILLIPS	.	1	0.5	1	.	.	.

FIELD GOAL ATTEMPTS

BONGARRA, JUAN	1st	12:39	62 yards	Missed
----------------	-----	-------	----------	--------

PITTSBURGH POWER	U	A	TT	TFL/YDS	FF	FR-YDS	INT-YDS	BRUP	BLKD	SK/YDS	QBH
FREEMAN	8	1	8.5	1	.	.	.
BUTLER	6	.	6.0	2.0/14	1	2.0/14	1
GILLIAM	4	1	4.5	.	.	0-15	1-9	1	.	.	.
LEFLORE	4	.	4.0	4	.	.	.
YOUNG	3	.	3.0	1.0/6	1	1.0/6	.
JACKSON	3	.	3.0	.	.	1-18	.	2	.	.	.
WISE	2	.	2.0
PITTMAN	2	.	2.0	1.0/5	1.0/5	.
KEMP	2	.	2.0
GRIFFIN	1	1	1.5	1.0/2	1.0/2	.
MCGINNIS	1	1	1.5	1.0/4	1.0/4	5
COLLINS	1	.	1.0

FIELD GOAL ATTEMPTS

None

TEAM STATS

TEAM TOTALS	PIT	TAM
FIRST DOWNS	14	17
Rushing	2	1
Passing	11	11
Penalty	1	5
NET YARDS RUSHING	20	5
Rushing Attempts	6	5
Average Per Rush	3.3	1.0
Rushing Touchdowns	2	0
NET YARDS PASSING	243	171
Completions-Attempts-Int	18-32-0	25-45-1
Average Per Attempt	7.6	3.8
Average Per Completion	13.5	6.8
Passing Touchdowns	4	4
TOTAL OFFENSE YARDS	263	176
Total offense plays	40	56
Average Gain Per Play	6.6	3.1
Fumbles: Number-Lost	1-1	2-1
Penalties: Number-Yards	10-58	3-20
KICKOFFS-YARDS	9-505	5-276
Average Yards Per Kickoff	56.1	55.2
Net Yards Per Kickoff	42.7	46.8
Touchbacks	1	1

TEAM TOTALS	PIT	TAM
MFG Returns: Number-Yards-TD	0-0-0	0-0-0
Average Per Return	0.0	0.0
Kickoff returns: Number-Yards-TD	5-37-0	6-116-0
Average Per Return	7.4	19.3
Interceptions: Number-Yds-TD	1-9-0	0-0-0
Fumble Returns: Number-Yards-TD	1-33-1	1-48-1
Miscellaneous Yards	-11	0
Possession Time	27:31	32:29
1st Quarter	5:41	9:19
2nd Quarter	8:01	6:59
3rd Quarter	9:29	5:31
4th Quarter	4:20	10:40
Third-Down Conversions	3 of 7	3 of 9
Fourth-Down Conversions	0 of 4	0 of 5
Red-Zone Scores-Chances	4-6	4-7
Sacks By: Number-Yards	6-31	2-6
PAT Kicks	6-7	5-5
2-Point drop-kick PATs	0-0	0-0
Field Goals	0-0	0-1
4-Point drop kick FGs	0-0	0-0
Touchdowns (Rush-Pass-Return)	2-4-1	0-4-1

2013 SEASON IN REVIEW

FIVE TIME WORLD CHAMPIONS | '91 '93 '95 '96 '03 

GAME 18 TAMPA BAY STORM 44, JACKSONVILLE SHARKS 52

TAMPA BAY STORM (7-11) AT JACKSONVILLE SHARKS (12-6)

JULY 27, 2013 • JACKSONVILLE, FL • JACKSONVILLE MEMORIAL ARENA • ATT: 10,409



STORM LOSES REGULAR SEASON FINALE, 52-44

TAMPA, FL. - The Tampa Bay Storm ended its season right where it started, at the hands of its intra-state rivals the Jacksonville Sharks as the two closed out the regular season Saturday night at Jacksonville Veterans Memorial Arena.

With both teams already securing a berth in the playoffs, each roster looked similar to that when the two division-rivals faced each other during the season-opener in March.

Unfamiliarity would lead to a neck-and-neck game heading into the half, but Jacksonville, a team that the Storm has been successful against just once in team history last season, would eventually breakaway just enough at the end of the third quarter to hand Tampa Bay its 11th loss of the season in a 52-44 defeat.

A loss was everything but what the Storm needed heading into the postseason, now losing seven straight and failing to fourth in playoff-seeding, which puts the team on the road for the foreseeable future.

The Storm started out the game by demonstrating why they have one of the best defenses in the league as linebacker Jean Fanor forced a turnover on the Sharks' initial possession of the game. The interception led to the first score as this week's starting quarterback Shane Boyd, who made his team debut, drove the ball to the end zone with a one-yard rushing touchdown on the ensuing possession.

Boyd would finish the game completing 27-of-42 passes in the air with four touchdowns, good for 315 yards. He is the fourth Storm quarterback to throw for over 300 yards in a starting debut. Boyd also tacked on two rushing touchdowns verse Jacksonville. The lead would be short-lived however, as the signal caller struggled with the snap and fumbled the ball early in the contest. The turnover was recovered by the Sharks Jamal Fudge and would lead to a 7-7 tie.

It then seemed that Jason Chery would return the kickoff for a touchdown at the end of the first quarter, but the play was overturned and put Tampa Bay at its own five-yard line to begin the drive.

Before the half's end tempers would take the best of each side, and lead to multiple ejections, including Jacksonville's starting quarterback Bernard Morris. The Sharks backup Kyle Rowley took the reigns at quarterback for the remainder of the game.

Rowley wouldn't miss a beat though, as Jacksonville's drive ended in a 14-7 Sharks lead on a three-yard rushing touchdown from Shamar Graves.

Boyd went deep with a 30-yard touchdown, his longest ball of the night to Chery, in response for the 14-14 tie, but enough time was left on the clock for Jacksonville and Tampa Bay to exchange scores once more and the Sharks again to take a 28-21 lead at the close of the second quarter.

The third quarter started with a crucial possession and a successful drive for Boyd and the Storm as wide receiver Joe Hills completed the 19-yard pass from Boyd to lock the game at 28 points apiece.

Hills led all Storm receivers with 11 receptions for 144 yards and a touchdown this evening. Hills now holds the franchise single-season receiving yards record (1,861) and is the franchise-leader for receptions in a season (133).

The Storm's defense nearly managed to hold the Sharks from scoring for the first time since its initial possession on the next drive, but Jacksonville managed to kick a field goal for the lead, shifting momentum to the Sharks favor for the remainder of the night as the Storm's next possession resulted in a turnover for back-to-back tallies.

Tampa Bay would attempt to come within striking distance at the close of the fourth quarter, but it wouldn't be enough to rattle Jacksonville in the team's 13th win of the season.

SCORE BY QUARTERS	1	2	3	4	SCORE
Tampa Bay Storm	7	14	7	16	44
Jacksonville Sharks	7	21	17	7	52

SCORING SUMMARY	PLAY	SCORE
1st	08:58 TBY BOYD, S. 1 yd run (BONGARRA, J. kick)	7 - 0
	04:20 JAX MORRIS, B. 1 yd run (CAPOZZOLI, M. kick)	7 - 7
2nd	11:42 JAX GRAVES, S. 3 yd run (CAPOZZOLI, M. kick)	7 - 14
	09:50 TBY HILTON, J. 30 yd pass from BOYD, S. (BONGARRA, J. kick)	14 - 14
	05:42 JAX ROWLEY, K. 1 yd run (CAPOZZOLI, M. kick)	14 - 21
	00:44 TBY BOYD, S. 1 yd run (BONGARRA, J. kick)	21 - 21
3rd	00:29 JAX PHILPART, J. 17 yd pass from ROWLEY, K. (CAPOZZOLI, M. kick)	21 - 28
	12:00 TBY HILLS, J. 19 yd pass from BOYD, S. (BONGARRA, J. kick)	28 - 28
	05:00 JAX CAPOZZOLI, M. 22 yd field goal	28 - 31
	03:48 JAX BELTON, T. 20 yd interception return (CAPOZZOLI, M. kick)	28 - 38
	01:52 JAX FUDGE, J. 15 yd fumble recovery (CAPOZZOLI, M. kick)	28 - 45
4th	04:28 TBY CHERY, J. 8 yd pass from BOYD, S. (BOYD, S. rush)	36 - 45
	03:19 JAX GRAVES, S. 11 yd pass from ROWLEY, K. (CAPOZZOLI, M. kick)	36 - 52
	00:12 TBY CHERY, J. 6 yd pass from BOYD, S. (HILLS, J. pass from BOYD, S.)	44 - 52

TAMPA BAY STORM								JACKSONVILLE SHARKS							
RUSHING	NO.	GAIN	LOSS	NET	TD	LG	AVG.	RUSHING	NO.	GAIN	LOSS	NET	TD	LG	AVG.
BOYD	6	5	0	5	2	3	0.8	ROWLEY	4	5	0	5	1	3	1.2
TOTALS	6	5	0	5	2	3	0.8	BIBBS	1	4	0	4	0	4	4.0
PASSING	CMP-ATT-INT	YDS	TD	LONG	SACK										
BOYD	27-42-1	318	4	30	1	MARCORELLE	1	3	0	3	0	3	3	3.0	
TEAM	0-0-0	-2	0	0	0	GRAVES	2	3	0	3	1	3	1.5		
TOTALS	27-42-1	316	4	30	1	MORRIS	2	1	0	1	1	1	0.5		
						PHILPART	2	0	0	0	0	0	0.0		
						TOTALS	12	16	0	16	3	4	1.3		

RECEIVING	NO.	YDS	TD	LG							
HILLS	11	144	1	22							
CHERY	10	119	2	27							
WOODIE	4	20	0	7							
HILTON	2	35	1	30							
TOTALS	27	318	4	30							

ALL RETURNS	----MFG----			---KICKOFFS---			---INTERCEPT---		
	NO	YDS	LG	NO	YDS	LG	NO	YDS	LG
CHERY	0	0	0	2	42	22	0	0	0
BARKSDALE	0	0	0	2	21	12	0	0	0
FANOR	0	0	0	0	0	0	1	-8	0
TOTALS	0	0	0	4	63	22	1	-8	0

ALL RETURNS	----MFG----			---KICKOFFS---			---INTERCEPT---		
	NO	YDS	LG	NO	YDS	LG	NO	YDS	LG
GRAVES	0	0	0	1	1	1	0	0	0
PHILPART	0	0	0	1	-1	0	0	0	0
FUDGE	0	0	0	1	23	23	0	0	0
BELTON	0	0	0	0	0	0	1	20	20
ROBINSON	0	0	0	4	88	36	0	0	0
TOTALS	0	0	0	7	111	36	1	20	20

TAMPA BAY STORM	U	A	TT	TFL/YDS	FF	FR-YDS	INT-YDS	BRUP	BLKD	SK/YDS	QBH
BARKSDALE	6	7	9.5								
HARRELL	5	3	6.5	1.0/7							
SMITH	2	6	5.0					2			
FANOR	2	3	3.5			1-0	1-8				
MCCASKILL	2		2.0								
WOODIE	2		2.0								
ROBERTS	1	2	2.0								
PHILLIPS	1	2	2.0							1.0/0	
MOORE		2	1.0								
GRIFFIN		2	1.0			1-0					
CHERY		1	0.5								

FIELD GOAL ATTEMPTS

BONGARRA, JUAN 2nd 00:00 30 yards Missed

JACKSONVILLE SHARKS	U	A	TT	TFL/YDS	FF	FR-YDS	INT-YDS	BRUP	BLKD	SK/YDS	QBH
ROBINSON	10		10.0					6			
BELTON	7	2	8.0	1.0/5			1-20	2			
FUDGE	4	2	5.0		1	2-15		2			
ALFORD	3		3.0								
SUMMERS	1	2	2.0	1.0/2	1					1.0/2	
PHILPART	1	1	1.5								
ROWLEY	1		1.0								
HARVEY	1		1.0								
CRAWFORD		2	1.0								
TURNER		1	0.5			1-0					

FIELD GOAL ATTEMPTS

CAPOZZOLI 3rd 05:00 22 yards Good

TEAM STATS

TEAM TOTALS	TAM	JAX	TEAM TOTALS	TAM	JAX
FIRST DOWNS	20	19	MFG Returns: Number-Yards-TD	0-0-0	0-0-0
Rushing	2	4	Average Per Return	0.0	0.0
Passing	17	12	Kickoff returns: Number-Yards-TD	4-63-0	7-111-0
Penalty	1	3	Average Per Return	15.8	15.9
NET YARDS RUSHING	5	16	Interceptions: Number-Yds-TD	1-8-0	1-20-1
Rushing Attempts	6	12	Fumble Returns: Number-Yds-TD	0-0-0	3-15-1
Average Per Rush	0.8	1.3	Miscellaneous Yards	-1	0
Rushing Touchdowns	2	3	Possession Time	24:59	35:01
NET YARDS PASSING	316	196	1st Quarter	4:12	10:48
Completions-Attempts-Int	27-42-1	21-27-1	2nd Quarter	6:51	8:09
Average Per Attempt	7.5	7.3	3rd Quarter	6:10	8:50
Average Per Completion	11.7	9.3	4th Quarter	7:46	7:14
Passing Touchdowns	4	2	Third-Down Conversions	0 of 5	2 of 3
TOTAL OFFENSE YARDS	321	212	Fourth-Down Conversions	3 of 4	1 of 1
Total offense plays	49	40	Red-Zone Scores-Chances	4-5	4-7
Average Gain Per Play	6.6	5.3	Sacks By: Number-Yards	1-0	1-2
Fumbles: Number-Lost	4-3	2-2	PAT Kicks	4-4	7-7
Penalties: Number-Yards	5-46	8-30	2-Point drop-kick PATs	0-0	0-0
KICKOFFS-YARDS	7-303	9-380	Field Goals	0-1	1-1
Average Yards Per Kickoff	43.3	42.2	4-Point drop kick FGs	0-0	0-0
Net Yards Per Kickoff	27.4	32.4	Touchdowns (Rush-Pass-Return)	2-4-0	3-2-2
Touchbacks	0	5			

2013 SEASON IN REVIEW

AMERICAN CONFERENCE
FIRST ROUND PLAYOFFS

FIVE TIME WORLD CHAMPIONS | '91 '93 '95 '96 '03 

GAME 01 TAMPA BAY STORM 62, JACKSONVILLE SHARKS 69

TAMPA BAY STORM (7-12) AT JACKSONVILLE SHARKS (13-6)

AUGUST 3, 2013 • JACKSONVILLE, FL • JACKSONVILLE MEMORIAL ARENA • ATT: 7,899



SEASON ENDS WITH LOSS TO SHARKS, 69-62

JACKSONVILLE, FL - It was a familiar setting with a similar result, despite the Tampa Bay Storm attempting to start with a fresh slate as it faced the Jacksonville Sharks for the first round of the playoffs, tonight at Jacksonville Veterans Memorial Arena. Despite holding the lead for a majority of the game, the Storm were defeated 69-62 tonight after fizzling in the final seconds of play.

The game began just how the Storm hoped, with momentum in their favor and staying neck-and-neck with the Sharks. Tampa Bay, who had the first possession of the game, and Jacksonville exchanged multiple scores in the first quarter. The Storm would have the 14-13 edge after the first 15 minutes of play.

In the second quarter, the game would continue to fall in Tampa Bay's favor, as its drive began with a touchdown and was followed by a Jacksonville turnover. Sharks' quarterback Bernard Morris was sacked by the Storm's Demarcus Tyler for a loss of seven yards. The ball was in turn recovered by Tampa Bay, but then returned to the Sharks just minutes later when Tracy Belton intercepted a ball from Boyd.

Morris finished the night going 28-for-37, good for 266 yards and six touchdowns. The Jacksonville signal caller also threw one interception and was sacked three times.

Tampa Bay shutdown Jacksonville for the remainder of the half, and added one more tally as Storm quarterback Boyd went on to end the first 30 minutes of play with a four-yard touchdown pass to wide receiver Joe Hills, for the 27-13 go-ahead score.

Boyd finished the night completing 17-of-33 passes good for 282 yards, while throwing seven touchdowns and running for one more.

With Tampa Bay ahead and the crowd silenced the Storm found itself in unfamiliar territory for the first time this season.

Tampa Bay continued to add on to its lead, by forcing another fumble and scoring on the recovery. The Sharks gained their footing however and would return to form by continuing to exchange points in the third. Jacksonville also scored back-to-back touchdowns for the first time in the game in a matter of less than four minutes.

Tying the game with an 11-yard touchdown pass to Jeron Harvey, Morris helped the Sharks keep pace with the Storm, but Tampa Bay's offensive miscues eventually cost them the game.

Jacksonville scored the go-ahead touchdown when the Storm fumbled the ball with just four seconds remaining in the game. The Storm had one last chance on the kickoff, but would come up just short, ending its 2013 Arena Football playoff run early.

The loss eliminated the Storm from playoff contention, finishing the regular season with a record of 7-11, and a playoff record of 0-1 in 2013.

SCORE BY QUARTERS

	1	2	3	4	SCORE
Tampa Bay Storm	14	13	21	14	62
Jacksonville Sharks	13	0	20	36	69

SCORING SUMMARY		PLAY		SCORE
1st	11:10	TBY	LINDSEY, M. 14 yd pass from BOYD, S. (BONGARRA, J. kick)	7 - 0
	09:06	JAX	HARVEY, J. 6 yd pass from MORRIS, B. (CAPOZZOLI, M. kick failed)	7 - 6
	06:50	TBY	GAINES, T. 32 yd pass from BOYD, S. (BONGARRA, J. kick)	14 - 6
	01:47	JAX	HARVEY, J. 8 yd pass from MORRIS, B. (CAPOZZOLI, M. kick)	14 - 13
2nd	11:05	TBY	ROYAL, T. 14 yd pass from BOYD, S. (BONGARRA, J. kick)	21 - 13
	00:03	TBY	HILLS, J. 4 yd pass from BOYD, S. (BONGARRA, J. kick failed)	27 - 13
3rd	13:57	TBY	ROBERTS, R.J. 4 yd fumble recovery (BONGARRA, J. kick)	34 - 13
	10:03	JAX	WHITE, M. 8 yd pass from MORRIS, B. (CAPOZZOLI, M. kick)	34 - 20
	08:57	TBY	LINDSEY, M. 45 yd pass from BOYD, S. (BONGARRA, J. kick)	41 - 20
	05:44	JAX	HUGHLEY, J. 3 yd run (CAPOZZOLI, M. kick failed)	41 - 26
	03:21	JAX	HARVEY, J. 26 yd run (CAPOZZOLI, M. kick)	41 - 33
	02:15	TBY	HILLS, J. 43 yd pass from BOYD, S. (BONGARRA, J. kick)	48 - 33
4th	13:42	JAX	HUGHLEY, J. 26 yd pass from MORRIS, B. (CAPOZZOLI, M. pass from HUGHLEY, J.)	48 - 41
	09:10	JAX	HARVEY, J. 11 yd pass from MORRIS, B. (CAPOZZOLI, M. kick)	48 - 48
	04:51	TBY	BOYD, S. 1 yd run (BONGARRA, J. kick)	55 - 48
	01:29	JAX	MORRIS, B. 35 yd run (CAPOZZOLI, M. kick)	55 - 55
	00:52	TBY	HILLS, J. 8 yd pass from BOYD, S. (BONGARRA, J. kick)	62 - 55
	00:08	JAX	WHITE, M. 7 yd pass from MORRIS, B. (HUGHLEY, J. rush)	62 - 63
	00:04	JAX	SUMMERS, D. 0 yd fumble recovery (HUGHLEY, J. rush failed)	62 - 69

TAMPA BAY STORM							
RUSHING	NO.	GAIN	LOSS	NET	TD	LG	AVG.
BOYD	4	5	0	5	1	2	1.2
HILLS	1	2	0	2	0	2	2.0
TOTALS	5	7	0	7	1	2	1.4

PASSING							
CMP-ATT-INT	YDS	TD	LONG	SACK			
BOYD 17-33-1	282	7	45	1			
TEAM 0-0-0	-9	0	0	0			
TOTALS	17-33-1	273	7	45	1		

RECEIVING				
NO.	YDS	TD	LG	
HILLS	7	95	3	43
LINDSEY	5	77	2	45
CHERY	2	44	0	34
GAINES	1	32	1	32
MCCULLOUGH	1	20	0	20
ROYAL	1	14	1	14
TOTALS	17	282	7	45

ALL RETURNS											
[----MFG-----]			[---KICKOFFS---]			[---INTERCEPT---]					
NO	YDS	LG	NO	YDS	LG	NO	YDS	LG	NO	YDS	LG
LINDSEY	0	0	0	5	82	25	0	0	0	0	0
CHERY	0	0	0	1	15	15	0	0	0	0	0
BARKSDALE	0	0	0	1	2	2	0	0	0	0	0
SMITH	0	0	0	0	0	0	1	0	0	0	0
TEAM	0	0	0	1	0	0	0	0	0	0	0
TOTALS	0	0	0	8	99	25	1	0	0	0	0

JACKSONVILLE SHARKS							
RUSHING	NO.	GAIN	LOSS	NET	TD	LG	AVG.
MORRIS	5	72	0	72	1	35	14.4
HARVEY	1	26	0	26	1	26	26.0
MARCORELLE	1	7	0	7	0	7	7.0
HUGHLEY	2	4	0	4	1	3	2.0
TOTALS	9	109	0	109	3	35	12.1

PASSING							
CMP-ATT-INT	YDS	TD	LONG	SACK			
MORRIS 28-37-1	266	6	26	3			
TEAM 0-0-0	-21	0	0	0			
TOTALS	28-37-1	245	6	26	3		

RECEIVING				
NO.	YDS	TD	LG	
HARVEY	13	113	3	15
HUGHLEY	8	106	1	26
WHITE	7	47	2	9
TOTALS	28	266	6	26

ALL RETURNS											
[----MFG-----]			[---KICKOFFS---]			[---INTERCEPT---]					
NO	YDS	LG	NO	YDS	LG	NO	YDS	LG	NO	YDS	LG
HUGHLEY	0	0	0	7	173	49	0	0	0	0	0
BELTON	0	0	0	0	0	0	1	16	16	16	16
TOTALS	0	0	0	7	173	49	1	16	16	16	16

TAMPA BAY STORM	U	A	TT	TFL/YDS	FF	FR-YDS	INT-YDS	BRUP	BLKD	SK/YDS	QBH
BARKSDALE	9	3	10.5					1			
SMITH	6	3	7.5								
SMITH	6	1	6.5				1-0				
FANOR	1	4	3.0					1			
BEAMON	2	1	2.5	1.0/6						1.0/6	
PHILLIPS	1	1	1.5								
GAINES	1	1	1.5								
ROBERTS		3	1.5			2-4					
TYLER	1		1.0	1.0/7	1					1.0/7	
ROYAL		1	0.5								
HILLS		1	0.5								
CHERY		1	0.5								
LINDSEY		1	0.5								

FIELD GOAL ATTEMPTS

NONE

JACKSONVILLE SHARKS	U	A	TT	TFL/YDS	FF	FR-YDS	INT-YDS	BRUP	BLKD	SK/YDS	QBH
SMITH	3	3	4.5					3			
BELTON	3	2	4.0				1-16	2			
ROBINSON	3	1	3.5					3			
SUMMERS	2	3	3.5			1-0					
GRAVES	1	2	2.0								
CRAWFORD	1	1	1.5								
DUNCAN	1	1	1.5								
FUDGE	1		1.0								
MARCORELLE	1		1.0	1.0/9	1					1.0/9	
TURNER		1	0.5								

FIELD GOAL ATTEMPTS

None

TEAM STATS

TEAM TOTALS	TAM	JAX
FIRST DOWNS	17	25
Rushing	2	6
Passing	13	15
Penalty	2	4
NET YARDS RUSHING	7	109
Rushing Attempts	5	9
Average Per Rush	1.4	12.1
Rushing Touchdowns	1	3
NET YARDS PASSING	273	245
Completions-Attempts-Int	17-33-1	28-37-1
Average Per Attempt	8.3	6.6
Average Per Completion	16.1	8.8
Passing Touchdowns	7	6
TOTAL OFFENSE YARDS	280	354
Total offense plays	39	49
Average Gain Per Play	7.2	7.2
Fumbles: Number-Lost	2-2	2-2
Penalties: Number-Yards	5-33	10-80
KICKOFFS-YARDS	10-574	9-497
Average Yards Per Kickoff	57.4	55.2
Net Yards Per Kickoff	38.6	42.6
Touchbacks	3	3

TEAM TOTALS	TAM	JAX
MFG Returns: Number-Yards-TD	0-0-0	0-0-0
Average Per Return	0.0	0.0
Kickoff returns: Number-Yards-TD	8-99-0	7-173-0
Average Per Return	12.4	24.7
Interceptions: Number-Yds-TD	1-0-0	1-16-0
Fumble Returns: Number-Yards-TD	1-4-1	0-0-1
Miscellaneous Yards	-1	-2
Possession Time	27:47	32:13
1st Quarter	8:28	6:32
2nd Quarter	8:16	6:44
3rd Quarter	3:48	11:12
4th Quarter	7:15	7:45
Third-Down Conversions	3 of 5	4 of 5
Fourth-Down Conversions	1 of 2	1 of 1
Red-Zone Scores-Chances	3-3	6-7
Sacks By: Number-Yards	3-21	1-9
PAT Kicks	8-9	5-7
2-Point drop-kick PATs	0-0	0-0
Field Goals	0-0	0-0
4-Point drop kick FGs	0-0	0-0
Touchdowns (Rush-Pass-Return)	1-7-1	3-6-1

2013 PARTICIPATION CHART

S = Start X = Played IA = Inactive IR = Injured Reserve N = Not on Roster RR = Refused to Report

Name	3/23 @ JAX	3/30 vs CLE	4/6 vs UTA	4/6 @ NOV	4/12 vs SAT	4/19 @ ORL	4/27 @ SPO	5/4 vs NOV	5/10 @ SJS	5/18 @ PIT	5/25 vs PHI	6/1 @ IOW	6/8 vs ORL	6/15 @ NOV	6/30 vs PHI	7/6 vs SPO	7/13 @ SAT	7/20 vs PIT	8/3 @ JAX	S-X-IA-IR-N-RR
2 Joe Hills	WR	WR	WR	WR	WR	WR	N	N	WR	WR	WR	WR	WR	WR	WR	WR	WR	WR	WR	17-0-0-0-2-0
3 Jerrell Gavins	N	N	N	N	N	N	N	N	N	N	DB	DB	IA	DB	N	N	N	N	N	3-0-1-0-15-0
3 Jesse Julmiste	IA	IA	IA	N	N	N	N	N	N	N	N	N	N	N	N	N	N	N	N	0-0-3-0-16-0
3 Craig Camay	N	N	N	N	N	X	X	IA	N	N	N	N	N	N	N	N	N	N	N	0-2-1-0-16-0
3 DeAngelo Woodie	N	N	N	N	N	N	N	N	N	N	N	N	N	N	N	N	N	WR	N	1-0-0-0-18-0
4 Chris Smith	DB	DB	DB	DB	DB	DB	DB	DB	DB	DB	DB	DB	DB	DB	DB	DB	DB	DB	DB	16-0-2-0-1-0
5 Adrian McPherson	QB	QB	QB	QB	QB	QB	QB	QB	QB	QB	QB	QB	QB	QB	QB	QB	QB	QB	QB	13-0-2-4-0-0
6 Juan Bongarra	X	X	X	X	X	IA	IA	X	X	X	X	X	X	X	X	X	X	X	X	0-17-2-0-0-0
8 Randy Hippeard	N	N	N	N	X	X	X	X	X	X	X	X	QB	QB	QB	QB	X	X	X	4-11-0-0-4-0
9 Chris Davis	X	X	X	X	X	X	WR	WR	IA	IA	WR	WR	WR	WR	WR	WR	WR	N	IA	9-6-3-0-1-0
10 Michael Lindsey	WR	WR	WR	WR	WR	WR	WR	WR	WR	WR	WR	WR	WR	WR	WR	WR	WR	N	WR	18-0-0-0-1-0
11 Justin Hilton	N	N	N	N	N	N	N	N	N	N	N	N	N	N	N	N	X	N	X	0-2-0-0-17-0
12 Terrence Royal	N	N	N	N	N	N	N	N	N	N	N	N	N	N	N	N	N	FB	FB	3-0-0-0-16-0
13 Jason Chery	N	N	N	N	N	N	X	X	X	X	X	X	X	X	X	X	IA	X	WR	2-10-1-0-6-0
14 De'Audra Dix	IA	IA	IA	DB	DB	DB	DB	DB	DB	DB	DB	DB	DB	DB	DB	DB	DB	IR	IR	7-0-10-2-0-0
16 Vance Cuff	DB	DB	DB	IA	IA	DB	DB	DB	DB	DB	DB	DB	DB	DB	DB	DB	DB	DB	DB	12-1-5-0-0-0
17 Shane Boyd	X	X	X	X	IA	IA	IA	IA	IA	IR	IR	IR	IR	X	X	X	X	QB	QB	2-8-5-4-0-0
19 Rashad Barksdale	DB	DB	X	DB	DB	IR	IR	IR	IR	IR	DB	DB	DB	DB	DB	DB	DB	DB	DB	12-1-1-5-0-0
21 Jean Fanor	JLB	JLB	JLB	IA	JLB	JLB	JLB	JLB	JLB	JLB	JLB	JLB	JLB	JLB	JLB	JLB	JLB	JLB	JLB	18-0-1-0-0-0
23 Nick Torresso	N	N	IA	FB	FB	FB	FB	FB	FB	FB	IA	IA	IA	IA	FB	N	N	N	N	8-0-5-0-8-0
27 Donald Smith	N	N	N	N	N	N	N	N	N	N	N	N	N	N	N	N	N	DB	X	1-1-0-0-17-0
31 James Harrell	N	N	N	JLB	IA	IA	IA	IA	DB	DB	DB	N	N	N	N	N	N	DB	IA	5-0-5-0-9-0
31 Rod Issac	N	N	N	N	N	N	N	N	N	N	N	N	N	N	N	N	IA	DB	N	1-0-1-0-17-0
44 Terence Crosby	FB	FB	FB	IA	IR	IR	IR	IR	IR	IR	IR	IR	IR	IR	IR	IR	IR	IR	IR	3-0-1-15-0-0
44 Jeff Tow-Arnett	N	N	N	N	N	N	N	N	N	IA	FB	FB	FB	FB	C	IR	IR	IR	IR	5-0-1-3-10-0
44 Bruce McCaleb	N	N	N	N	N	N	N	N	N	N	N	N	N	N	N	N	N	FB	X	1-3-0-0-15-0
49 John Brown	N	N	N	N	N	N	N	N	N	N	N	N	N	N	N	N	N	IA	N	0-0-1-0-18-0
49 Abdul Kuyateh	N	N	N	N	N	N	N	OL	IA	IA	N	N	N	N	N	N	N	N	N	1-0-2-0-16-0
49 Claude Davis	N	N	N	N	N	N	N	N	N	N	DL	N	N	N	N	N	N	N	N	2-0-0-0-17-0
54 Paul Griffin	DL	DL	DL	IA	DL	DL	DL	DL	DL	DL	DL	DL	DL	DL	DL	DL	DL	X	DL	13-1-5-0-0-0
53 Max Holloway	N	MLB	N	N	N	N	N	N	N	N	N	N	N	N	N	N	N	N	N	1-0-0-0-18-0
56 Rodney Beamon	DL	X	DL	X	MLB	MLB	MLB	MLB	MLB	MLB	MLB	MLB	MLB	MLB	MLB	MLB	MLB	IA	MLB	16-2-1-0-0-0
55 R.J. Roberts	DL	DL	DL	DL	X	X	IA	IA	IR	IR	IR	IR	IR	IR	X	X	DL	X	X	5-6-2-6-0-0
59 John-Kevin Dolce	MLB	IR	IR	IR	IR	IR	IR	IR	IR	IR	IR	IR	IR	IR	IR	IR	IR	IR	IR	1-0-0-18-0-0
67 Dre Moore	N	N	N	N	N	N	N	N	N	N	N	N	N	N	N	N	N	NG	IA	1-0-1-0-17-0
67 Brad Serini	C	C	C	C	C	C	C	C	C	C	C	C	C	C	C	C	IR	IR	IR	14-0-0-5-0-0
68 Alfred McCullough	OL	OL	OL	OL	OL	OL	OL	N	OL	OL	OL	OL	OL	OL	OL	OL	OL	OL	OL	18-0-0-0-1-0
72 Demarcus Tyler	X	DL	DL	DL	NG	NG	NG	NG	NG	NG	IA	NG	NG	NG	NG	NG	NG	IA	NG	16-1-2-0-0-0
75 Maurice Robinson	N	N	N	N	N	N	N	N	N	N	N	N	N	N	N	N	C	C	C	3-0-0-1-15-0
77 Nevin McCaskill	OL	OL	OL	OL	OL	OL	OL	OL	OL	OL	OL	OL	OL	OL	OL	OL	OL	OL	OL	19-0-0-0-0-0
82 Greg Ellingson	WR	WR	WR	WR	WR	WR	WR	WR	WR	WR	N	N	N	N	N	N	N	N	N	10-0-0-0-9-0
82 Tyrece Gaines	N	N	N	N	N	N	N	N	N	N	N	N	N	N	N	N	N	N	X	0-1-0-0-18-0
91 Tremaine Johnson	IR	IR	IR	IR	IR	IR	IR	IR	IR	IR	N	DL	X	X	DE	DE	X	N	N	3-3-0-10-3-0
92 Pernell Phillips	IA	IA	IA	DL	DL	DL	DL	DL	DL	DL	DL	DL	DL	DL	DL	DL	DL	DL	DL	15-0-4-0-0-0
98 LeRoy Burgess	IA	X	MLB	MLB	IA	IA	X	X	X	X	X	X	DL	IA	IR	IR	N	N	N	3-7-4-3-2-0

2013 STORM STARTING LINEUP

2013 TAMPA BAY STORM DEPTH CHART • STARTERS

STORM OFFENSE - PROBABLE

QB	17	BOYD, Shane	8	HIPPEARD, Randy
FB	12	ROYAL, Terrence	44	MCCALEB, Bruce
WR	13	CHERY, Jason	82	GAINES, Tyrece
WR	10	LINDSEY, Michael	82	GAINES, Tyrece
WR	2	HILLS, Joe	82	GAINES, Tyrece
TE	77	MCCASKILL, Nevin		
C	44	MCCALEB, Bruce		
G	68	MCCULLOUGH, Alfred		

STORM SPECIALISTS - PROBABLE

K	6	BONGARRA, Juan		
H	8	HIPPEARD, Randy		
LS	19	BARKSDALE, Rashad		
KR	10	LINDSEY, Michael	13	CHERY, Jason

STORM DEFENSE - PROBABLE

DE	92	PHILLIPS, Pernell		
NG	72	TYLER, Demarcus	67	MOORE, Dre
DE	54	GRIFFIN, Paul		
MLB	56	BEAMON, Rodney	55	ROBERTS, R.J.
JLB	21	FANOR, Jean		
DB	27	SMITH, Donald		
DB	4	SMITH, Chris		
DB	19	BARKSDALE, Rashad		

OFFENSIVE GAME STARTERS

GAME	QB	FB	WR	WR	WR	TE	C	G
JAX	McPherson	Crosby	Hills	Ellingson	Lindsey	McCaskill	Serini	McCullough
CLE	McPherson	Crosby	Hills	Ellingson	Lindsey	McCaskill	Serini	McCullough
@ UTA	McPherson	Crosby	Hills	Ellingson	Lindsey	McCaskill	Serini	McCullough
SAT	McPherson	Torresso	Hills	Ellingson	Lindsey	McCaskill	Serini	McCullough
@ ORL	McPherson	Torresso	Hills	Ellingson	Lindsey	McCaskill	Serini	McCullough
@ SPO	McPherson	Torresso	Hills	Ellingson	Lindsey	McCaskill	Serini	McCullough
NOV	McPherson	Torresso	Davis	Ellingson	Lindsey	McCaskill	Serini	McCullough
@ SJS	McPherson	Torresso	Davis	Ellingson	Lindsey	McCaskill	Serini	Kuyateh
@ PIT	McPherson	Torresso	Davis	Ellingson	Lindsey	McCaskill	Serini	McCullough
PHI	McPherson	Torresso	Hills	Ellingson	Lindsey	McCaskill	Serini	McCullough
@ IOW	McPherson	Tow-Arnett	Hills	Davis	Lindsey	McCaskill	Serini	McCullough
ORL	McPherson	Tow-Arnett	Hills	Davis	Lindsey	McCaskill	Serini	McCullough
@ NOV	McPherson	Tow-Arnett	Hills	Davis	Lindsey	McCaskill	Serini	McCullough
CHI	Hippeard	Tow-Arnett	Hills	Davis	Lindsey	McCaskill	Serini	McCullough
SPO	Hippeard	Torresso	Hills	Davis	Lindsey	McCaskill	Tow-Arnett	McCullough
@ SAT	Hippeard	McCaleb	Hills	Davis	Lindsey	McCaskill	Robinson	McCullough
PIT	Hippeard	Royal	Hills	Davis	Lindsey	McCaskill	Robinson	McCullough
@ JAX	Boyd	Royal	Hills	Chery	Woodie	McCaskill	Robinson	McCullough

PLAYOFFS

@ JAX	Boyd	Royal	Hills	Chery	Lindsey	McCaskill	McCaleb	McCullough
-------	------	-------	-------	-------	---------	-----------	---------	------------

DEFENSIVE GAME STARTERS

GAME	DE	NG	DE	MLB	JLB	DB	DB	DB
JAX	Beamon	Griffin	Roberts	Dolce	Fanor	Barksdale	Cuff	Smith
CLE	Griffin	Tyler	Roberts	Holloway	Fanor	Barksdale	Cuff	Smith
@ UTA	Beamon	Tyler	Griffin	Burgess	Roberts	Fanor	Cuff	Smith
SAT	Phillips	Tyler	Roberts	Burgess	Harrell	Barksdale	Dix	Smith
@ ORL	Phillips	Tyler	Griffin	Beamon	Fanor	Barksdale	Dix	Smith
@ SPO	Phillips	Tyler	Griffin	Beamon	Fanor	Dix	Cuff	Smith
NOV	Phillips	Tyler	Griffin	Beamon	Fanor	Dix	Cuff	Smith
@ SJS	Phillips	Tyler	Griffin	Beamon	Fanor	Dix	Cuff	Smith
@ PIT	Phillips	Tyler	Griffin	Beamon	Fanor	Dix	Harrell	Smith
PHI	Phillips	Tyler	Griffin	Beamon	Fanor	Cuff	Harrell	Smith
@ IOW	Phillips	Griffin	Davis	Beamon	Fanor	Barksdale	Harrell	Gavins
ORL	Phillips	Tyler	Johnson	Beamon	Fanor	Barksdale	Cuff	Gavins
@ NOV	Phillips	Tyler	Burgess	Beamon	Fanor	Barksdale	Cuff	Smith
CHI	Phillips	Burgess	Davis	Beamon	Fanor	Barksdale	Gavins	Smith
SPO	Phillips	Tyler	Johnson	Beamon	Fanor	Barksdale	Cuff	Smith
@ SAT	Griffin	Tyler	Johnson	Beamon	Fanor	Barksdale	Cuff	Issac
PIT	Roberts	Tyler	Phillips	Beamon	Fanor	Dix	Cuff	Smith
@ JAX	Griffin	Moore	Phillips	Roberts	Fanor	Barksdale	Harrell	Smith

PLAYOFFS

@ JAX	Griffin	Tyler	Phillips	Beamon	Fanor	Barksdale	Smith	Smith
-------	---------	-------	----------	--------	-------	-----------	-------	-------

PLAYER TRANSACTIONS

Date	Player	Pos.	Transaction
10/18/2012	Michael Lindsey	WR	A
	Chandler Williams	WR	A
10/22/2012	Brad Serini	C	A
10/23/2012	Stephen Wasil	QB	A
10/24/2012	Joe Hills	WR	A
10/25/2012	Terence Crosby	OL	A
	Juan Bongarra	K	A
10/26/2012	Carlos Singleton	WR	A
10/29/2012	Vance Cuff	DB	A
11/5/2012	Chris Smith	DB	A
11/6/2012	Tremaine Johnson	DL	A
11/8/2012	Jean Fanor	DB	A
	Thomas Claiborne	OL	A
11/9/2012	Jason Chery	WR	A
	De'Audra Dix	DB	A
11/12/2012	Greg Ellingson	WR	A
	Rashad Barksdale	DB	A
	R.J. Roberts	DL	A
	David Akinniyi	DL	A
11/13/2012	Chris C. Davis	WR	A
11/14/2012	Pernell Phillips	DL	A
11/19/2012	Travis Williams	DB	A
11/28/2012	Jamar Bass	OL	A
12/3/2012	James Morehead	DL	A
12/11/2012	LeRoy Burgess	LB	A
12/13/2012	Shane Boyd	QB	A
1/10/2013	Nevin McCaskill	OL	A
1/14/2013	Bryan Evans	DB	A
1/28/2013	John-Kevin Dolce	DL/LB	A
	James Hardy	WR	A
1/30/2013	Alfred McCullough	OL	A
2/4/2013	Junior Aumavae	DL	A
2/8/2013	Paul Griffin	DL	A
2/19/2013	Steven Wasil	QB	RET
2/19/2013	Adrian McPherson	QB	A
2/26/2013	Junior Aumavae	DL	S
2/28/2013	Junior Aumavae	DL	OLEX
3/1/2013	David Akinniyi	DL	RTR
	Travis Williams	DB	RTR
	James Hardy	WR	RTR
	Thomas Claiborne	OL	R
	Carlos Singleton	WR	R
	Rodney Beamon	DL	A
3/6/2013	James Hardy	WR	Activated from RTR
3/7/2013	Jesse Julmiste	WR	A
	Keith McCaskill	OL	A
3/8/2013	Theo Watson	OL	A
	Donald Smith	DB	A
3/9/2013	Jess Julmiste	WR	R
	Keith McCaskill	OL	R
	Donald Smith	DB	R
	Pernell Phillips	DL	PUP
	Tremaine Johnson	DL	PUP
3/12/2013	James Hardy	WR	S
3/16/2013	Jason Chery	WR	R
	Wondell Rutledge	OL/DL	R
	Theo Watson	OL	R
	Bryan Evans	DB	R
	Jamar Bass	OL	R
	James Morehead	DL	R
	Tremaine Johnson	DL	IR
	Jesse Julmiste	WR	A
	Demarcus Tyler	DL	A
	Pernell Phillips	DL	Activated from PUP
3/18/2013	James Morehead	DL	SUS
3/26/2013	James Morehead	DL	R
3/28/2013	Jesse Julmiste	WR	RR
3/28/2013	Max Holloway	DL	A
3/29/2013	John-Kevin Dolce	DL/LB	IR
4/1/2013	Jesse Julmiste	WR	A
4/3/2013	Max Holloway	DL	R
	Nick Torresso	OL	A
4/10/2013	Jesse Julmiste	WR	R
	James Harrell	DB	A

4/18/2013	Terence Crosby	OL	IR
	Randy Hippeard	QB	A
4/25/2013	Craig Carnay	K	A
	Rashad Barksdale	DB	IR
5/2/2013	Joe Hills	WR	OLEX
	Jason Chery	WR	A
5/8/2013	Alfred McCullough	OL	S
	Abdul Kuyateh	OL	A
5/13/2013	Vance Cuff	DB	S
5/15/2013	Craig Carnay	K	R
	RJ Roberts	DL	IR
	Joe Hills	WR	Activated from OLEX
	Alfred McCullough	OL	Activated from S
5/17/2013	Vance Cuff	DB	Activated from S
5/23/2013	Shane Boyd	QB	IR
	Jeffrey Tow-Arnett	OL	A
5/30/2013	Abdul Kuyateh	OL	R
	Greg Ellingson	WR	OLEX
	Vance Cuff	DB	Inactive Reserve
	Claude Davis	DL	A
	Jerrell Gavins	DB	A
	Rashad Barksdale	DB	Activated from IR
5/31/2013	Tremaine Johnson	R	R
6/6/2013	James Harrell	DB	R
	Tremaine Johnson	DL	A
	Vance Cuff	DB	Act. from Ina. Res.
	Paul Griffin	DL	Inactive Reserve
6/7/2013	Claude Davis	DL	R
	Paul Griffin	DL	Act. from Ina. Res.
6/20/2013	De'Audra Dix	DB	Inactive reserve
	Paul Griffin	DL	Inactive reserve
	Claude Davis	DL	A
	Shane Boyd	QB	Activated from IR
7/1/2013	RJ Roberts	DL	R
	Brad Serini	OL	IR
7/2/2013	Claude Davis	DL	R
	Jean Fanor	DB	RR
	Justin Hilton	WR	A
	Rod Issac	DB	A
7/3/2013	Rodney Beamon	DL	RR
	Jean Fanor	LB	Activated from RR
	R.J. Roberts	DL	A
7/4/2013	Pernell Phillips	DL	RR
	Rodney Beamon	DL	Activated from RR
7/5/2013	Jerrell Gavins	DB	R
	Justin Hilton	WR	R
	LeRoy Burgess	DL	IR
	Pernell Phillips	DL	Activated from RR
	De'Audra Dix	DB	Act. from Ina. Res.
	Paul Griffin	DL	Act. from Ina. Res.
7/8/2013	Chris Smith	DB	Inactive Reserve
	Jeff Tow-Arnett	FB	Inactive Reserve
7/11/2013	Justin Hilton	WR	A
	Maurice Robinson	OL	A
	Bruce McCaleb	OL	A
	Adrian McPherson	QB	IR
	Jeff Tow-Arnett	DL	IR
	Chris Smith	DB	Act. from Ina. Res.
	Nick Torresso	FB	R
7/18/2013	Rod Issac	DB	R
	Justin Hilton	WR	OLEX
	John Brown	DL	A
	Terrence Royal	FB	A
7/25/2013	Justin Hilton	WR	Act. from OLEX
	Dre Moore	DL	A
	James Harrell	DB	A
	DeAngelo Woodie	WR	A
	Donald Smith	DB	A
	Chris C. Davis	WR	Inactive Reserve
	Michael Lindsey	WR	Inactive Reserve
	De'Audra Dix	DB	IR
	Tremaine Johnson	DL	R
	John Brown	DL	R
7/30/2013	Justin Hilton	WR	OLEX
8/1/2013	Tyrece Gaines	WR	A
	Maurice Robinson	OL	IR

(A) – Assigned (Acquired) (T) – Traded (R) – Reassigned (Released)
 (RET) – Retired (RTR) – Refused to Report (PUP) – Physically unable to Perform
 (IR) – Injured Reserve (OLEX) – Other League Exempt (S) – Suspension

2013 TAMPA BAY STORM



L-R First Row: Vance Cuff, Rashad Barksdale, Jason Chery, Chris Smith, Chris C. Davis, De'Audra Dix, James Harrell, Jerrell Gavins.

L-R Second Row: John-Kevin Dolce, Jean Fanor, Nick Torresso, Rodney Beamon, Juan Bongarra, Derrick Brooks, Michael Lindsey, Shane Boyd, Pernell Phillips, LeRoy Burgess, Paul Griffin.

L-R Third Row: Casey Turley, Matt Weyrick, Ben Shotten, Terrence Crosby, Adrian McPherson, Brad Serini, Jeff Tow-Arnett, Claude Davis, Nevin McCaskill, Alfred McCullough, Joe Hills, Randy Hippeard, Tremaine Johnson, Demarcus Tyler, Dr. Susan Welsh, Leigh Baker, Jenna DeBruler, Dr. Jonathan Phillips.

L-R Fourth Row: Chris Ramenda, Austin Wilson, Doug Kay, Ernie Leal, Chris Hovan, Jeff Gooch, Dave Ewart, Lawrence Samuels, Dave Wilson, Paul Brace, D.J. Shields

2013 STORM SEASON SCHEDULE & RESULTS

DATE	OPP.	7-12	ATT	OFF. PLAYER	DEF. PLAYER	IRONMAN
Sat.3/23	JACKSONVILLE SHARKS	L, 55-64	12,222	Adrian McPherson	Tracy Belton	Greg Ellingson
Sat.3/30	CLEVELAND GLADIATORS	W, 69-47	10,142	Joe Hills	Chris Smith	Derek Steiner
Sat.4/6	at Utah Blaze	W, 77-65	6,014	Adrian McPherson	Demarcus Tyler	Joe Hills
Fri.4/12	SAN ANTONIO TALONS	L, 36-52	10,126	Burl Toler	Tim McGill	Dwayne Eley Jr.
Sat.4/20	at Orlando Predators	W, 53-35	11,969	Chris Dixon	De'Audra Dix	Dominick Jones
Sat.4/27	at Spokane Shock	W, 70-62	9,872	Adrian McPherson	Jean Fanor	Joe Hills
Sat.5/4	NEW ORLEANS VOODOO	W, 63-32	10,114	Adrian McPherson	Pernell Phillips	Quorey Payne
Fri.5/10	at San Jose SaberCats	L, 34-64	8,001	Russ Michna	Ken Fontenette	Huey Whittake
Sat.5/18	at Pittsburgh Power	W, 62-34	4,625	Adrian McPherson	James Harrell	Michael Lindsey
Sat.5/25	PHILADELPHIA SOUL	L, 55-73	11,804	Dan Raudabaugh	Bryan Robinson	Derrick Ross
Sat.6/1	at Iowa Barnstormers	W, 65-62	6,568	Adrian McPherson	Mike Lewis	Joe Hills
Sat.6/8	ORLANDO PREDATORS	L, 48-55	14,041	Prechae Rodriguez	Jean Fanor	Jason Geathers
Sat.6/15	at New Orleans VooDoo	L, 51-54	4,758	Kurt Rocco	Cameron McGlenn	Donovan Morgan
Sat.6/22	CHICAGO RUSH	L, 49-50	11,514	Randy Hippeard	Tyus Jackson	Rodney Beamon
Sat.7/6	SPOKANE SHOCK	L, 49-63	9,934	Brandon Thompkins	Rashad Barksdale	Chris C. Davis
Sat.7/13	at San Antonio Talons	L, 42-68	8,576	Rohan Davey	Joe Sykes	D. J. Stephens
Sat.7/20	PITTSBURGH POWER	L, 37-48	16,118	Joe Hills	Gary Butler	Michael Lindsey
Sat.7/27	at Jacksonville Sharks	L, 44-52	10,409	Shamar Graves	Tracy Belton	Jamaal Fudge
Sat.8/3	at Jacksonville Sharks	L, 62-69	7,899	Bernard Morris	Tracy Belton	Jeff Hughley

SCORE BY QUARTER	1st	2nd	3rd	4th	OT	Total
Tampa Bay Storm	177	306	199	277	-	959
Opponents	200	266	238	276	-	980

2013 SEASON IN REVIEW

2013 STORM REGULAR SEASON STATISTICS

TEAM STATISTICS	TAM	OPP
SCORING	959	980
Points Per Game	53.3	54.4
FIRST DOWNS	355	356
Rushing	61	52
Passing	254	250
Penalty	40	54
RUSHING YARDAGE	516	402
Yards gained rushing	556	430
Yards lost rushing	40	28
Rushing Attempts	151	131
Average Per Rush	3.4	3.1
Average Per Game	28.7	22.3
TDS Rushing	42	35
PASSING YARDAGE	4646	4626
Att-Comp-Int	626-383-10	618-402-25
Average Per Pass	7.4	7.5
Average Per Catch	12.1	11.5
Average Per Game	258.1	257.0
TDS Passing	89	93
TOTAL OFFENSE	5162	5028
Total Plays	830	768
Average Per Play	6.2	6.5
Average Per Game	286.8	279.3
KICK RETURNS: #-YARDS	101-1571	111-1951
FG RETURNS: #-YARDS	0-0	1-32

INT RETURNS: #-YARDS	25-263	10-149
KICK RETURN AVERAGE	15.6	17.6
FG RETURN AVERAGE	0.0	32.0
INT RETURN AVERAGE	10.5	14.9
FUMBLES-LOST	30-19	23-18
PENALTIES-YARDS	149-961	135-852
Average Per Game	53.4	47.3
TIME OF POSSESSION/GAME	-30:-13	26:33
3RD-DOWN CONVERSIONS	51/121	46/94
3rd-Down Pct	42%	49%
4TH-DOWN CONVERSIONS	26/55	19/35
4th-Down Pct	47%	54%
SACKS BY-YARDS	19-84	53-216
MISC YARDS	57	5
TOUCHDOWNS SCORED	138	140
FIELD GOALS-ATTEMPTS	1-7	3-4
ON-SIDE KICKS	2-12	3-13
RED-ZONE SCORES	81-94 86%	83-107 78%
RED-ZONE TOUCHDOWNS	80-94 85%	80-107 75%
4-point drop-kick FGs	0-0	0-0
PAT-ATTEMPTS	110-126 87%	117-131 89%
2-point drop-kick PATs	0-0	0-0
ATTENDANCE	106015	70792
Games/Avg Per Game	9/11779	9/7866
Neutral Site Games	0/0	

				-----PATS-----										FIELD GOALS							
SCORING	TD	FGS	KICK	RUSH	RCV	PASS	2PT	SAF	POINTS		FGM	FGA	PCT	01-19	20-29	30-39	40-49	50-99	LG	BLK	
HILLS	43	0-0	0-0	0-0	2	0-0	0	0	262	BONGARRA	1-6	16.7	0-0	1-1	0-2	0-0	0-3	29	1		
MCPHERSON	31	0-0	0-0	0-0	1	2-6	0	0	188	CAMAY	0-1	.0	0-0	0-0	0-0	0-0	0-1	0	0		
ELLINGSON	16	0-0	0-0	0-0	0	0-0	0	0	96												
BONGARRA	0	1-6	91-106	0-0	0	0-0	0	0	94												
LINDSEY	13	0-0	0-0	0-0	1	0-0	0	0	80												
DAVIS	11	0-0	0-0	0-0	1	0-0	0	0	88												
CHERY	5	0-0	0-0	0-0	0	0-0	0	0	30								1951	40.0	10		
HIPPEARD	5	0-0	1-1	0-0	0	1-2	0	0	30								1637	41.2	8		
CAMAY	0	0-1	19-19	0-0	0	0-0	0	0	19												
CROSBY	3	0-0	0-0	0-0	0	0-0	0	0	18												
BOYD	2	0-0	0-0	1-1	0	2-3	0	0	14												
HILTON	2	0-0	0-0	0-0	0	0-0	0	0	12												
MCCULLOUGH	1	0-0	0-0	0-0	0	0-0	0	0	6												
HARRELL	1	0-0	0-0	0-0	0	0-0	0	0	6												
BARKSDALE	1	0-0	0-0	0-0	0	0-0	0	0	6												
TORRESSO	1	0-0	0-0	0-0	0	0-0	0	0	6												
ROBERTS	1	0-0	0-0	0-0	0	0-0	0	0	6												
CLUFF	1	0-0	0-0	0-0	0	0-0	0	0	6												
FANOR	1	0-0	0-0	0-0	0	0-0	0	0	6												
BEAMON	0	0-0	0-0	0-0	0	0-0	0	1	2												
TYLER	0	0-0	0-0	0-0	0	0-0	0	1	2												
TEAM	0	0-0	0-0	0-0	0	0-0	0	1	2												
TOTAL	138	1-7	110-126	1-1	5	5-11	0	3	959												
OPPONENTS	140	3-4	117-131	3-4	3	3-5	0	1	980												

KICKOFFES	NO.	YDS	AVG	TB	OB	RETN	NET	YDLN
BONGARRA	123	6682	54.3	32	1			
CAMAY	21	1187	56.5	1	0			
TOTAL	144	7869	54.6	33	1			
OPPONENTS	147	7907	53.8	43	9			

ALL PURPOSE	G	RUSH	REC	FG	KOR	IR	TOT	AVG/G
LINDSEY	17	4	820	0	1537	0	2361	138.9
HILLS	16	0	1861	0	17	0	1878	117.4
ELLINGSON	10	0	987	0	0	0	987	98.7
DAVIS	14	10	759	0	20	0	789	56.4
MCPHERSON	13	428	0	0	0	0	428	32.9
CHERY	10	0	264	0	42	0	306	30.6
HILTON	2	0	95	0	0	0	95	47.5
DIX	7	0	0	0	0	64	64	9.1
FANOR	17	0	0	0	0	53	53	3.1
SMITH	16	0	0	0	0	53	53	3.3
CLUFF	12	0	0	0	0	41	41	3.4
MCCULLOUGH	14	8	31	0	0	0	39	2.8
HARRELL	5	0	0	0	0	38	38	7.6
BARKSDALE	13	0	0	0	21	8	29	2.2
CROSBY	3	24	0	0	0	0	24	8.0
WOODIE	1	0	20	0	0	0	20	20.0
TOW-ARNETT	5	18	0	0	0	0	18	3.6
MCCALEB	1	0	16	0	0	0	16	16.0
TORRESSO	9	7	4	0	0	0	11	1.2
HIPPEARD	10	10	0	0	0	0	10	1.0
ROYAL	1	2	8	0	0	0	10	10.0
JOHNSON	5	0	0	0	0	6	6	1.2
BOYD	4	5	0	0	0	0	5	1.2
TOTAL	18	516	4865	0	1637	263	7281	404.5
OPPONENTS	18	402	4712	32	1951	149	7246	402.6

2013 STORM REGULAR SEASON INDIVIDUAL STATISTICS

RUSHING	GP	ATT	GAIN	LOSS	NET	AVG	TD	LONG	AVG/G
MCPHERSON	13	90	434	6	428	4.8	31	35	32.9
CROSBY	3	11	24	0	24	2.2	3	3	8.0
TOW-ARNETT	5	9	18	0	18	2.0	0	9	3.6
DAVIS	14	4	10	0	10	2.5	0	6	0.7
HIPPEARD	10	18	40	30	10	0.6	5	17	1.0
MCCULLOUGH	14	0	8	0	8	0.0	0	0	0.6
TORRESSO	9	6	7	0	7	1.2	1	3	0.8
BOYD	4	6	5	0	5	0.8	2	3	1.2
LINDSEY	17	6	8	4	4	0.7	0	4	0.2
ROYAL	1	2	2	0	2	1.0	0	2	2.0
TOTAL	18	152	556	40	516	3.4	42	35	28.7
OPPONENTS	18	132	430	28	402	3.0	35	32	22.3

PASSING	GP	RATING	CMP-ATT-INT	PCT	YDS	TD	LONG	AVG/G
MCPHERSON	13	120.60	238-385-5	61.8	3151	59	46	242.4
HIPPEARD	10	104.46	111-186-4	59.7	1310	24	45	131.0
BOYD	4	105.79	34-54-1	63.0	404	6	34	101.0
DAVIS	14	39.58	0-1-0	0.0	0	0	0	0.0
TEAM	18	39.58	0-0-0	0.0	-211	0	-11.7	
TOTAL	18	112.93	383-626-10	61.2	4654	89	46	258.6
OPPONENTS	18	108.25	402-618-25	65.0	4626	93	46	257.0

RECEIVING	GP	NO.	YDS	AVG	TD	LONG	AVG/G
HILLS	16	133	1861	14.0	42	42	116.3
LINDSEY	17	73	820	11.2	12	40	48.2
ELLINGSON	10	71	987	13.9	16	46	98.7
DAVIS	14	71	759	10.7	11	34	54.2
CHERY	10	21	264	12.6	5	27	26.4
HILTON	2	5	95	19.0	2	45	47.5
WOODIE	1	4	20	5.0	0	7	20.0
MCCULLOUGH	14	2	31	15.5	1	17	2.2
MCCALEB	1	1	16	16.0	0	16	16.0
ROYAL	1	1	8	8.0	0	8	8.0
TORRESSO	9	1	4	4.0	0	4	0.4
TOTAL	18	383	4865	12.7	89	46	270.3
OPPONENTS	18	402	4712	11.7	93	46	261.8

FG RETURNS	NO.	YDS	AVG	TD	LONG
TOTAL	0	0	0.0	0	0
OPPONENTS	1	32	32.0	0	32

INTERCEPTIONS	NO.	YDS	AVG	TD	LONG
SMITH	8	53	6.6	0	33
FANOR	5	53	10.6	1	45
DIX	5	64	12.8		

2013 SEASON IN REVIEW

FIVE TIME WORLD CHAMPIONS | '91 '93 '95 '96 '03

2013 STORM POST SEASON STATISTICS

TEAM STATISTICS	TAM	OPP
SCORING	62	69
Points Per Game	62.0	69.0
FIRST DOWNS	17	25
Rushing	2	6
Passing	13	15
Penalty	2	4
RUSHING YARDAGE	7	109
Yards gained rushing	7	109
Yards lost rushing	0	0
Rushing Attempts	5	9
Average Per Rush	1.4	12.1
Average Per Game	7.0	109.0
TDs Rushing	1	3
PASSING YARDAGE	273	245
Att-Comp-Int	33-17-1	37-28-1
Average Per Pass	8.3	6.6
Average Per Catch	16.1	8.8
Average Per Game	273.0	245.0
TDs Passing	7	6
TOTAL OFFENSE	280	354
Total Plays	39	49
Average Per Play	7.2	7.2
Average Per Game	280.0	354.0
KICK RETURNS: #-YARDS	8-99	7-173
FG RETURNS: #-YARDS	0-0	0-0

INT RETURNS: #-YARDS	1-0	1-16
KICK RETURN AVERAGE	12.4	24.7
FG RETURN AVERAGE	0.0	0.0
INT RETURN AVERAGE	0.0	16.0
FUMBLES-LOST	2-2	2-2
PENALTIES-YARDS-33	10-80	
Average Per Game	33.0	80.0
TIME OF POSSESSION/GAME	27:47	32:13
3RD-DOWN CONVERSIONS	3/5	4/5
3rd-Down Pct	60%	80%
4TH-DOWN CONVERSIONS	1/2	1/1
4th-Down Pct	50%	100%
SACKS BY-YARDS 3-21	1-9	
MISC YARDS	-1	-2
TOUCHDOWNS SCORED	9	10
FIELD GOALS-ATTEMPTS	0-0	0-0
ON-SIDE KICKS	0-0	1-2
RED-ZONE SCORES	3-3 100%	6-7 86%
RED-ZONE TOUCHDOWNS	3-3 100%	6-7 86%
4-point drop-kick FGS	0-0	0-0
PAT-ATTEMPTS	8-9 89%	5-7 71%
2-point drop-kick PATs	0-0	0-0
ATTENDANCE	0	7899
Games/Avg Per Game	0/0	1/7899
Neutral Site Games	0/0	

SCORE BY QUARTERS	1ST	2ND	3RD	4TH	TOTAL
TAMPA BAY STORM	14	13	21	14	62
OPPONENTS	13	0	20	36	69

2013 STORM POST SEASON INDIVIDUAL STATISTICS

RUSHING	GP	ATT	GAIN	LOSS	NET	AVG	TD	LONG	AVG/G
BOYD	1	4	5	0	5	1.2	1	2	5.0
HILLS	1	1	2	0	2	2.0	0	2	2.0
TOTAL	1	5	7	0	7	1.4	1	2	7.0
OPPONENTS	1	9	109	0	109	12.1	3	35	109.0

PASSING	GP	RATING	CMP	ATT	INT	PCT	YDS	TD	LNG	AVG/G
BOYD	1	107.58	17	33	1	51.5	282	7	45	282.0
TEAM	1	39.58	0	0	0	0.0	-9	0	0	-9.0
TOTAL	1	106.44	17	33	1	51.5	273	7	45	273.0
OPPONENTS	1	121.06	28	37	1	75.7	245	6	26	245.0

RECEIVING	GP	NO.	YDS	AVG	TD	LONG	AVG/G
HILLS	1	7	95	13.6	3	43	95.0
LINDSEY	1	5	77	15.4	2	45	77.0
CHERY	1	2	44	22.0	0	34	44.0
GAINES	1	1	32	32.0	1	32	32.0
MCCULLOUGH	1	1	20	20.0	0	20	20.0
ROYAL	1	1	14	14.0	1	14	14.0
TOTAL	1	17	282	16.6	7	45	282.0
OPPONENTS	1	28	266	9.5	6	26	266.0

FG RETURNS	NO.	YDS	AVG	TD	LONG
TOTAL	0	0	0.0	0	0
OPPONENTS	0	0	0.0	0	0

INTERCEPTIONS	NO.	YDS	AVG	TD	LONG
SMITH	1	0	0.0	0	0
TOTAL	1	0	0.0	0	0
OPPONENTS	1	16	16.0	0	16

KICK RETURNS	NO.	YDS	AVG	TD	LONG
LINDSEY	5	82	16.4	0	25
TEAM	1	0	0.0	0	0
CHERY	1	15	15.0	0	15
BARKSDALE	1	2	2.0	0	2
TOTAL	8	99	12.4	0	25
OPPONENTS	7	173	24.7	0	49

FUMBLE RETURNS	NO.	YDS	AVG	TD	LONG
ROBERTS	1	4	4.0	1	4
TOTAL	1	4	4.0	1	4
OPPONENTS	0	0	0.0	1	0

SCORING	TD	FGS	KICK	RUSH	RCV	PASS	2PT	SAF	POINTS
HILLS	3	0-0	0-0	0-0	0-0	0-0	0	0	18
LINDSEY	2	0-0	0-0	0-0	0-0	0-0	0	0	12
BONGARRA	0	0-0	8-9	0-0	0-0	0-0	0	0	8
BOYD	1	0-0	0-0	0-0	0-0	0-0	0	0	6
ROYAL	1	0-0	0-0	0-0	0-0	0-0	0	0	6
GAINES	1	0-0	0-0	0-0	0-0	0-0	0	0	6
ROBERTS	1	0-0	0-0	0-0	0-0	0-0	0	0	6
TOTAL	9	0-0	8-9	0-0	0-0	0-0	0	0	62
OPPONENTS	10	0-0	5-7	1-2	1	1-1	0	0	69

TOTAL OFFENSE	G	PLAYS	RUSH	PASS	TOTAL	AVG/G
BOYD	1	37	5	282	287	287.0
HILLS	1	1	2	0	2	2.0
TEAM	1	0	0	-9	-9	-9.0
TOTAL	1	38	7	273	280	280.0
OPPONENTS	1	46	109	245	354	354.0

FIELD GOALS	FGM	FGA	PCT	01-19	20-29	30-39	40-49	50-59	LG	BLK
TOTAL	0	0	0.0	0	0	0	0	0	0	0
OPPONENTS	0	0	0.0	0	0	0	0	0	0	0

KICKOFFS	NO.	YDS	AVG	TB	OB	RETN	NET	YDLN
BONGARRA	10	574	57.4	3	0			
TOTAL	10	574	57.4	3	0	173	38.6	11
OPPONENTS	9	497	55.2	3	0	99	42.6	7

ALL PURPOSE	G	RUSH	REC	FG	KOR	IR	TOT	AVG/G
LINDSEY	1	0	77	0	82	0	159	159.0
HILLS	1	2	95	0	0	0	97	97.0
CHERY	1	0	44	0	15	0	59	59.0
GAINES	1	0	32	0	0	0	32	32.0
MCCULLOUGH	1	0	20	0	0	0	20	20.0
ROYAL	1	0	14	0	0	0	14	14.0
BOYD	1	5	0	0	0	0	5	5.0
BARKSDALE	1	0	0	0	2	0	2	2.0
TOTAL	1	7	282	0	99	0	388	388.0
OPPONENTS	1	109	266	0	173	16	564	564.0

DEFENSIVE LEADERS	GP	Tackles				TFL/Yds	Sacks- No-Yds	Pass Def			Fumbles		Blkd Kick	Saf
		Solo	Ast	Total	Int-Yds			BrUp	QBH	Rev-Yds	FF			
BARKSDALE	1	9	3	10.5										
SMITH	1	6	3	7.5										
SMITH	1	6	1	6.5										
FANOR	1	1	4	3.0					1-0					
BEAMON	1	2	1	2.5		1-0.6						2-4		
ROBERTS	1		3	1.5										
GAINES	1	1	1	1.5										
PHILLIPS	1	1	1	1.5										
TYLER	1	1		1.0		1-0.7						1		
CHERY	1		1	0.5										
HILLS	1		1	0.5										
LINDSEY	1		1	0.5										
ROYAL	1		1	0.5										
Total	1	27	21	37.5		2-13			3-21	1-0	2	2-4	1	
Opponents	1	16	14	23.0		1-9			1-9	1-16	8	1-0	1	

2013 STORM & OPPONENT POST SEASON GAME HIGHS

TEAM GAME HIGHS

CATEGORY	NO.	OPPONENT
RUSHES	5	AT JAX (8/3)
YARDS RUSHING	7	AT JAX (8/3)
YARDS PER RUSH	1.4	AT JAX (8/3)
TD RUSHES	1	AT JAX (8/3)
PASS ATTEMPTS	33	AT JAX (8/3)
PASS COMPLETIONS	17	AT JAX (8/3)
YARDS PASSING	273	AT JAX (8/3)
YARDS PER PASS	8.3	AT JAX (8/3)
TD PASSES	7	AT JAX (8/3)
TOTAL PLAYS	38	AT JAX (8/3)
TOTAL OFFENSE	280	AT JAX (8/3)
YARDS PER PLAY	7.4	AT JAX (8/3)
POINTS	62	AT JAX (8/3)
SACKS BY	3	AT JAX (8/3)
FIRST DOWNS	17	AT JAX (8/3)
PENALTIES	5	AT JAX (8/3)
PENALTY YARDS	33	AT JAX (8/3)
TURNOVERS	3	AT JAX (8/3)
INTERCEPTIONS BY	1	AT JAX (8/3)

OPPONENT TEAM GAME HIGHS

CATEGORY	NO.	OPPONENT
RUSHES	9	AT JAX (8/3)
YARDS RUSHING	109	AT JAX (8/3)
YARDS PER RUSH	12.1	AT JAX (8/3)
TD RUSHES	3	AT JAX (8/3)
PASS ATTEMPTS	37	AT JAX (8/3)
PASS COMPLETIONS	28	AT JAX (8/3)
YARDS PASSING	245	AT JAX (8/3)
YARDS PER PASS	6.6	AT JAX (8/3)
TD PASSES	6	AT JAX (8/3)
TOTAL PLAYS	46	AT JAX (8/3)
TOTAL OFFENSE	354	AT JAX (8/3)
YARDS PER PLAY	7.7	AT JAX (8/3)
POINTS	69	AT JAX (8/3)
SACKS BY	1	AT JAX (8/3)
FIRST DOWNS	25	AT JAX (8/3)
PENALTIES	10	AT JAX (8/3)
PENALTY YARDS	80	AT JAX (8/3)
TURNOVERS	3	AT JAX (8/3)
INTERCEPTIONS BY	1	AT JAX (8/3)

OPPONENT INDIVIDUAL GAME HIGHS

CATEGORY	NO.	PLAYER	OPPONENT
RUSHES	5	MORRIS, BERNARD	AT JAX (8/3)
YARDS RUSHING	72	MORRIS, BERNARD	AT JAX (8/3)
TD RUSHES	1	HARVEY, JERON	AT JAX (8/3)
		HUGHLEY, JEFF	AT JAX (8/3)
		MORRIS, BERNARD	AT JAX (8/3)
LONG RUSH	35	MORRIS, BERNARD	AT JAX (8/3)
PASS ATTEMPTS	37	MORRIS, BERNARD	AT JAX (8/3)
PASS COMPLETIONS	28	MORRIS, BERNARD	AT JAX (8/3)
YARDS PASSING	266	MORRIS, BERNARD	AT JAX (8/3)
TD PASSES	6	MORRIS, BERNARD	AT JAX (8/3)
LONG PASS	26	MORRIS, BERNARD	AT JAX (8/3)
RECEPTIONS	13	HARVEY, JERON	AT JAX (8/3)
YARDS RECEIVING	113	HARVEY, JERON	AT JAX (8/3)
TD RECEPTIONS	3	HARVEY, JERON	AT JAX (8/3)
LONG RECEPTION	26	HUGHLEY, JEFF	AT JAX (8/3)
FIELD GOALS	--	--	--
LONG FIELD GOAL	--	--	--
LONG MFG RETURN	--	--	--
LONG KICKOFF RETURN	49	HUGHLEY, JEFF	AT JAX (8/3)
TACKLES	4.5	SMITH, TERRANCE	AT JAX (8/3)
SACKS	1.0	MARCORELLE, MAT	AT JAX (8/3)
TACKLES FOR LOSS	1.0	MARCORELLE, MAT	AT JAX (8/3)
INTERCEPTIONS	1	BELTON, TRACY	AT JAX (8/3)

INDIVIDUAL GAME HIGHS

CATEGORY	NO.	PLAYER	OPPONENT
RUSHES	4	BOYD, SHANE	AT JAX (8/3)
YARDS RUSHING	5	BOYD, SHANE	AT JAX (8/3)
TD RUSHES	1	BOYD, SHANE	AT JAX (8/3)
LONG RUSH	2	HILLS, JOE	AT JAX (8/3)
		BOYD, SHANE	AT JAX (8/3)
PASS ATTEMPTS	33	BOYD, SHANE	AT JAX (8/3)
PASS COMPLETIONS	17	BOYD, SHANE	AT JAX (8/3)
YARDS PASSING	282	BOYD, SHANE	AT JAX (8/3)
TD PASSES	7	BOYD, SHANE	AT JAX (8/3)
LONG PASS	45	BOYD, SHANE	AT JAX (8/3)
RECEPTIONS	7	HILLS, JOE	AT JAX (8/3)
YARDS RECEIVING	95	HILLS, JOE	AT JAX (8/3)
TD RECEPTIONS	3	HILLS, JOE	AT JAX (8/3)
LONG RECEPTION	45	LINDSEY, MICHAEL	AT JAX (8/3)
FIELD GOALS	--	--	--
LONG FIELD GOAL	--	--	--
LONG MFG RETURN	--	--	--
LONG KICKOFF RETURN	25	LINDSEY, MICHAEL	AT JAX (8/3)
TACKLES	10.5	BARKSDALE, RASHAD	AT JAX (8/3)
SACKS	1.0	BEAMON, RODNEY	AT JAX (8/3)
		TYLER, DEMARCUS	AT JAX (8/3)
TACKLES FOR LOSS	1.0	BEAMON, RODNEY	AT JAX (8/3)
		TYLER, DEMARCUS	AT JAX (8/3)
INTERCEPTIONS	1	SMITH, DONALD	AT JAX (8/3)

2013 STORM & OPPONENT GAME HIGHS

TEAM GAME HIGHS

CATEGORY	NO.	OPPONENT
RUSHES	17	AT SPO (4/27)
YARDS RUSHING	67	VS JAX (3/23)
YARDS PER RUSH	9.8	VS SAT (4/12)
TD RUSHES	6	AT UTA (4/6)
PASS ATTEMPTS	45	VS PIT (7/20)
PASS COMPLETIONS	27	AT JAX (7/27)
YARDS PASSING	357	VS CLE (3/30)
YARDS PER PASS	12.1	VS NOV (5/4)
TD PASSES	8	VS CLE (3/30)
TOTAL PLAYS	54	AT IOW (6/1)
TOTAL OFFENSE	392	VS CLE (3/30)
YARDS PER PLAY	9.4	AT PIT (5/18)
POINTS	77	AT UTA (4/6)
SACKS BY	4	VS NOV (5/4)
FIRST DOWNS	26	AT UTA (4/6); AT IOW (6/1)
PENALTIES	17	AT SPO (4/27)
PENALTY YARDS	95	AT SPO (4/27)
TURNOVERS	4	AT JAX (7/27)
INTERCEPTIONS BY	4	AT PIT (5/18)

INDIVIDUAL GAME HIGHS

CATEGORY	NO.	PLAYER	OPPONENT				
RUSHES	16	MCPHERSON, ADRIAN	AT SPO (4/27)				
YARDS RUSHING	58	MCPHERSON, ADRIAN	VS JAX (3/23)				
TD RUSHES	5	MCPHERSON, ADRIAN	VS JAX (3/23)				
LONG RUSH	35	MCPHERSON, ADRIAN	VS JAX (3/23)				
PASS ATTEMPTS	45	HIPPEARD, RANDY	VS PIT (7/20)				
PASS COMPLETIONS	27	BOYD, SHANE	AT JAX (7/27)				
YARDS PASSING	362	MCPHERSON, ADRIAN	VS CLE (3/30)				
TD PASSES	8	MCPHERSON, ADRIAN	VS CLE (3/30)				
LONG PASS	46	MCPHERSON, ADRIAN	AT SPO (4/27)				
RECEPTIONS	16	HILLS, JOE	AT UTA (4/6)				
YARDS RECEIVING	259	HILLS, JOE	AT UTA (4/6)				
TD RECEPTIONS	5	HILLS, JOE	AT UTA (4/6); AT SPO (4/27)				
LONG RECEPTION	46	ELLINGSON, GREG	AT SPO (4/27)				
FIELD GOALS	1	BONGARRA, JUAN	VS SAT (4/12)				
LONG FIELD GOAL	29	BONGARRA, JUAN	VS SAT (4/12)				
LONG MFG RETURN	--						
LONG KICKOFF RETURN	55	LINDSEY, MICHAEL	VS JAX (3/23); LINDSEY, MICHAEL	VS PHI (5/25)			
TACKLES	9.5	DIX, DEAUDRA	VS NOV (5/4); SMITH, CHRIS	AT PIT (5/18); BARKSDALE, RASHAD	VS SPO (7/6); AT JAX (7/27)		
SACKS	2.0	ROBERTS, R.J.	VS SAT (4/12); TYLER, DEMARCUS	AT ORL (4/20); PHILLIPS, PERNELL	VS NOV (5/4); ROBERTS, R.J.	VS SAT (4/12); TYLER, DEMARCUS	AT ORL (4/20)
TACKLES FOR LOSS	2.5	ROBERTS, R.J.	VS SAT (4/12); TYLER, DEMARCUS	AT ORL (4/20)			
INTERCEPTIONS	2	SMITH, CHRIS	AT SJS (5/10)				
		DIX, DEAUDRA	AT PIT (5/18)				

OPPONENT TEAM GAME HIGHS

CATEGORY	NO.	OPPONENT
RUSHES	12	VS JAX (3/23)
YARDS RUSHING	77	VS JAX (3/23)
YARDS PER RUSH	8.6	AT ORL (4/20)
TD RUSHES	3	VS CLE (3/30); VS PHI (5/25)
PASS ATTEMPTS	47	VS NOV (5/4)
PASS COMPLETIONS	30	VS SPO (7/6)
YARDS PASSING	344	AT UTA (4/6)
YARDS PER PASS	12.7	VS PHI (5/25)
TD PASSES	8	AT SAT (7/13)
TOTAL PLAYS	54	VS NOV (5/4)
TOTAL OFFENSE	350	AT UTA (4/6)
YARDS PER PLAY	9.6	VS PHI (5/25)
POINTS	73	VS PHI (5/25)
SACKS BY	6	AT SJS (5/10); VS PIT (7/20)
FIRST DOWNS	25	AT PIT (5/18)
PENALTIES	13	AT ORL (4/20)
PENALTY YARDS	102	AT UTA (4/6)
TURNOVERS	6	VS CLE (3/30)
INTERCEPTIONS BY	3	AT SAT (7/13)

OPPONENT INDIVIDUAL GAME HIGHS

CATEGORY	NO.	PLAYER	OPPONENT		
RUSHES	9	ROSS, DERRICK	VS PHI (5/25)		
YARDS RUSHING	60	DIXON, CHRIS	AT ORL (4/20)		
TD RUSHES	3	ROSS, DERRICK	VS PHI (5/25)		
LONG RUSH	42	COFFMAN, CARSON	VS CHI (6/22)		
PASS ATTEMPTS	37	TAYLOR, RENDRIC	VS JAX (3/23)		
PASS COMPLETIONS	30	STULL, BILL	VS NOV (5/4)		
YARDS PASSING	355	MEYER, ERIK	VS SPO (7/6)		
TD PASSES	8	GRADY, TOMMY	AT UTA (4/6)		
LONG PASS	46	DAVEY, ROHAN	AT SAT (7/13)		
RECEPTIONS	13	GARCIA, AARON	VS ORL (6/8)		
YARDS RECEIVING	184	HUGHLEY, JEFF	VS JAX (3/23)		
TD RECEPTIONS	5	GRAVES, SHAMMAR	AT JAX (7/27)		
LONG RECEPTION	46	STEPHENS, D.J.	AT SAT (7/13)		
FIELD GOALS	1	RODRIGUEZ, PREC.	VS ORL (6/8); THOMPSON, BRAN	VS SPO (7/6); STEPHENS, D.J.	AT SAT (7/13)
LONG FIELD GOAL	33	RODRIGUEZ, PREC.	VS ORL (6/8)		
LONG MFG RETURN	32	DEMOS, STEFAN	VS SAT (4/12)		
LONG KICKOFF RETURN	58	MARTINEZ, CARLO	VS PHI (5/25)		
TACKLES	10.0	CAPOZZOLI, MARC	AT JAX (7/27)		
SACKS	3.5	MARTINEZ, CARLO	VS PHI (5/25)		
TACKLES FOR LOSS	4.5	SANDERS, TERRAN	AT SPO (4/27)		
INTERCEPTIONS	2	ELEY, DWAYNE	VS SAT (4/12)		
		SANDERS, TERRAN	AT SPO (4/27)		
		BELTON, TRACY	VS JAX (3/23)		
		GLANTON, DE'MON	AT IOW (6/1)		
		ROBINSON, MICHE	AT JAX (7/27)		
		LEWIS, MIKE	AT IOW (6/1)		
		LEWIS, MIKE	AT IOW (6/1)		
		FONTELETTE, KEN	AT SJS (5/10)		
		MCGLENN, CAMERO	AT NOV (6/15)		

2013 AFL FINAL STANDINGS

AMERICAN CONFERENCE

South Division

TEAM	W-L	PCT.	PF	PA	H	A	DIV	CON	STREAK
z- Jacksonville	12-6	.666	941	883	6-3	6-3	6-0	11-0	W 2
x- Orlando	7-11	.388	965	1032	4-5	3-6	2-4	5-7	W 1
x- Tampa Bay	7-11	.388	959	980	2-7	5-4	2-4	4-6	L 7
New Orleans	5-13	.277	833	1069	3-6	2-7	2-4	4-6	L 3

Eastern Division

TEAM	W-L	PCT.	PF	PA	H	A	DIV	CON	STREAK
y- Philadelphia	12-6	.666	1052	839	5-4	7-2	2-2	6-3	L 1
Cleveland	4-14	.222	847	1047	3-6	1-8	2-2	3-7	L 1
Pittsburgh	4-14	.222	726	1014	1-8	3-6	2-2	4-8	L 1

NATIONAL CONFERENCE

Central Division

TEAM	W-L	PCT.	PF	PA	H	A	DIV	CON	STREAK
y- Chicago	10-8	.555	973	947	3-5	7-3	2-2	5-5	L 1
San Antonio	10-8	.555	782	884	4-5	6-3	2-2	3-8	W 1
Iowa	6-12	.333	827	913	2-7	4-5	2-2	3-7	L 5

Western Division

TEAM	W-L	PCT.	PF	PA	H	A	DIV	CON	STREAK
z- Arizona	15-3	.833	1203	866	8-1	7-2	4-2	9-3	W 1
x- Spokane	14-4	.777	1198	896	7-2	7-2	4-2	8-2	W 5
x- San Jose	13-5	.722	1033	877	8-2	5-3	3-3	6-4	W 1
Utah	7-11	.388	896	988	4-5	3-6	1-5	3-8	W 2

x- Clinched Playoff Spot d - Clinched Division z - Home Field

2013 AFL PLAYOFF RESULTS

Divisional Round

Spokane 69, CHICAGO 47
JACKSONVILLE 69, Tampa Bay 62
PHILADELPHIA 59, Orlando 55
ARIZONA 59, San Jose 49

Conference Championships

Philadelphia 75, JACKSONVILLE 59
ARIZONA 65, Spokane 57

ArenaBowl XXVI

ARIZONA 48, Philadelphia 39

2013 STORM AFL RANKINGS

CATEGORY	STAT	RANK	CATEGORY	STAT	RANK
Record	7-11	18th	3rd Down Conv %	41.7	8th
Scoring Off	53.3	7th	Opp 3rd Down Conv %	48.9	11th
Opp Pts/G	54.4	9th	4th Down Conv %	47.3	7th
Tot Off/G	287.2	5th	Opp 4th Down Conv %	54.3	13th
Opp Tot Off/G	279.3	8th	1st Downs/G	19.7	7th
Pass Yds/G	258.6	7th	Opp 1st Downs/G	19.8	10th
Opp Pass Yds/G	257.0	7th	Ints Thrown	10	1st
Rush Yds/G	28.7	5th	Def Ints	25	6th
Opp Rush Yds/G	22.3	7th	KO Ret Avg	16.2	11th
Yds/Carry	3.4	3rd	RZ Off	86.2	3rd
Sacks	18	13th	RZ Def	77.6	4th
Sacks Allowed	51	13th	Turnover Margin	+14	3rd
Poss Avg	(-30.13)	14th			

2013 SEASON IN REVIEW

2013 REGULAR SEASON LEAGUE LEADERS

PASSING

NAME	TEAM	ATT	CMP	INT	PCT	YDS	TD	EFF.
1. MEYER	SPO	591	403	11	68.2	4667	112	123.6
2. RAUDABAUGH	PHI	573	390	14	68.1	4699	96	122.4
3. DAVILA	ARI	541	353	15	65.2	4847	110	121.8
4. MCPHERSON	TBY	385	238	5	61.8	3151	59	120.6
5. MICHNA	SJS	387	249	8	64.3	3116	68	120.2
6. GARCIA	ORL	484	316	15	65.3	4008	84	117.7
7. MORRIS	JAX	394	257	9	65.2	2746	55	110.9
8. COFFMAN	CHI	467	283	17	60.6	3583	73	108.5
9. HIPPEARD	TBY	186	111	4	59.7	1310	24	104.5
10. DIXON	NOV	148	84	7	56.8	1198	24	103.0

RECEIVING

NAME	TEAM	REC	YDS	TD	LONG
1. JONES	PHI	150	2121	37	45
2. GRAY	CHI	140	1978	46	41
3. HILLS	TBY	133	1861	42	42
4. TENNELL	SPO	156	1792	49	45
5. URRUTIA	UTA	142	1675	38	39
6. TOLIVER	ORL	127	1659	29	40
7. RODRIGUEZ	ORL	119	1614	41	48
8. WILLIS	SJS	123	1606	35	41
9. WASHINGTON	PIT	136	1595	36	43
10. HARVEY	JAX	146	1593	35	40

RUSHING

NAME	TEAM	ATT	YDS	AVG	TD	LONG
1. ROSS	PHI	153	506	3.3	35	44
2. MCPHERSON	TBY	90	428	4.8	31	35
3. MORRIS	JAX	73	306	4.2	11	33
4. COOK	SAT	89	277	3.1	12	20
5. DIEKER	CLE	61	267	4.4	17	32

TOUCHDOWNS

NAME	TEAM	TD	RUSH	REC	RET	PTS
1. TENNELL	SPO	56	7	49	0	336
2. GRAY	CHI	49	0	46	3	298
3. HILLS	TBY	43	0	42	1	262
4. WINDSOR	ARI	43	1	42	0	260
5. RODRIGUEZ	ORL	43	1	41	1	258
6. JONES	PHI	39	2	37	0	236
URRUTIA	UTA	38	0	38	0	236
8. THOMAS	IOW	35	5	30	0	212
9. MCPHERSON	TBY	31	31	0	0	188
10. MORGAN	NOV	29	0	29	0	174

KICKING

NAME	TEAM	XK	XKA	FG	FGA	PTS
1. LINDHOLM	ARI	158	167	7	12	179
2. MARTINEZ	PHI	126	140	6	7	144
3. PERTUIT	SJS	122	137	3	5	131
4. CAPOZZOLI	JAX	109	128	6	12	127
5. MARTINEZ	CHI	119	132	2	12	125
LEWIS	ORL	116	134	3	6	125
7. BONGARRA	TBY	91	106	1	6	94
8. ROWAN	SPO	81	95	1	2	84
9. PETTREY	CLE	45	59	4	12	57
10. SCACCIA	IOW	53	57	1	5	56

KICK RETURNS

NAME	KICK RETURNS				FG RETURNS						
	TEAM	RET	YDS	TD	LG	AVG	RET	YDS	TD	LG	AVG
1. SANDERS	SPO	96	2265	6	58	23.6	1	32	0	32	32.0
2. JONES	ORL	89	1795	4	57	20.2	1	3	0	3	3.0
3. LINDSEY	TBY	90	1537	1	55	17.1	0	0	0	0	0.0
4. PAYNE	NOV	66	1300	3	58	19.7	2	84	1	51	42.0
5. HARRIS	IOW	65	1261	0	44	19.4	0	0	0	0	0.0
6. LEFLORE	PIT	74	1158	2	56	15.6	3	73	0	35	24.3
7. GRAY	CHI	50	1145	3	57	22.9	1	9	0	9	9.0
8. HUGHLEY	JAX	59	1095	0	44	18.6	3	113	1	52	37.7
9. HYLAND	UTA	61	1062	0	39	17.4	3	18	0	10	6.0
10. WILLIAMS	SJS	45	895	2	57	19.9	0	0	0	0	0.0

TACKLES

NAME	TEAM	SOLO	AST	TOTAL
1. FONTENETTE	SJS	97	20	107.0
2. SANDERS	SPO	89	24	101.0
3. NEAL	SJS	83	27	96.5
4. GLANTON	IOW	78	34	95.0
5. CALVIN	CHI	81	27	94.5
BELTON	JAX	81	27	94.5
7. RANSOM	SAT	70	48	94.0
8. GRAY	ARI	84	18	93.0
9. JONES	ORL	79	25	91.5
10. HALL	CHI	83	15	90.5

INTERCEPTIONS

NAME	TEAM	INT	YDS	AVG	TD	LONG
1. GRAY	ARI	15	243	3	45	0.88
2. STEPHENS	SPO	12	182	3	53	0.86
3. THOMAS	SJS	15	334	6	53	0.83
4. SMITH	JAX	12	122	1	51	0.75
5. MCGLENN	NOV	6	120	1	38	0.67
6. NORMAN	CLE	7	70	1	54	0.58
7. FLOYD	ARI	9	104	1	40	0.56
8. SHAW	SAT	10	129	2	54	0.56
9. HALL	CHI	8	101	0	29	0.50
KIZER	PHI	9	96	1	45	0.50

SACKS

NAME	TEAM	TOTAL
1. SYKES	SAT	14.5
2. LEWIS	IOW	12.5
3. TURNER	JAX	12.0
4. MAKA	SJS	11.5
5. ROBINSON	PHI	11.0
6. STEWART	SJS	11.0
7. ROBBINS	JAX	9.0
8. BELL	SPO	8.5
9. MARCORELLE	JAX	8.5
10. RUFFIN	SPO	8.0

TAMPA BAY STORM

HISTORY


PITTSBURGH GLADIATORS

The Tampa Bay Storm can trace its lineage to the AFL's roots. Prior to coming to Tampa Bay, the franchise currently known as the Storm once resided in the city of Pittsburgh and was known as the Pittsburgh Gladiators.

The Gladiators were one of the four original Arena Football League franchises, along with the Denver Dynamite, Washington Commandos, and Chicago Bruisers. In fact, the Pittsburgh/Tampa franchise is the only franchise still existing from the original days of the AFL.

Though the Gladiators never won an AFL championship, they did compete in two ArenaBowl Championships during the team's four seasons in Pittsburgh. The Gladiators finished tied for the league's best record in both 1987 and 1989 and advanced to the league's championship game in both seasons.

Pittsburgh hosted the first-ever ArenaBowl in 1987, but fell 45-16 to the Denver Dynamite coached by AFL Hall of Fame head coach Tim Marcum. In 1989 the Gladiators traveled to Detroit to face the Detroit Drive in ArenaBowl III, but fell 39-26 in Joe Louis Arena. Oddly enough, in both ArenaBowl appearances the Gladiators lost to a team coached by Tim Marcum, the longtime coach of the Tampa Bay Storm.



In four seasons in Pittsburgh the Gladiators had a combined record of 17-18. Pittsburgh was 16-14 overall in the regular season however owned a 1-4 overall postseason mark. The team's only playoff win came in 1989 when the Gladiators avenged the 1987 ArenaBowl loss to the Denver Dynamite, downing the Dynamite 39-37 at the Pittsburgh Civic Arena.

On November 15, 1990, Gladiators' owner Bob Gries moved the team to the Tampa Bay area and the spacious confines of the 30,000-plus seat Florida Suncoast Dome in St. Petersburg, Florida. The team changed its name to the Tampa Bay Storm, won four ArenaBowl championships, including one in its first season in Tampa Bay, and became the premier franchise in the Arena Football League.

FRANCHISE TIMELINE

JUNE 19, 1987: Franchise plays inaugural game as the Pittsburgh Gladiators, a 48-46 victory over the Washington Commandos

AUGUST 1, 1987: Gladiators host the first ArenaBowl and lose to the Denver Dynamite, coached by Tim Marcum, 45-16. The game is aired nationally on ESPN and played in front of 13,232 fans. July 30, 1988: Pittsburgh finishes the season 6-6. Gladiator quarterback Mike Hohensee finishes the season the highest rated quarterback (104.0) in the AFL. The Tim Marcum led Detroit Drive win ArenaBowl II 24-13 over the Chicago Bruisers.

AUGUST 18, 1989: The Gladiators play the Detroit Drive in ArenaBowl III. Led by Tim Marcum the Drive defeat the Gladiators 39-26 in front of 12,046 fans.

AUGUST 11, 1990: The team finishes 3-5 as the Detroit Drive wins its third consecutive ArenaBowl. The Gladiators Thomas Monroe leads the league in receptions and all-purpose yards.

NOVEMBER 15, 1990: Bob Gries, owner of the Pittsburgh Gladiators, moves the team to the spacious confines of the 30,000-plus seat Florida Suncoast Dome in St. Petersburg, Florida.

MARCH 12, 1991: Ken Meyer from Largo, Fla., wins the "Name the Team" contest and the Tampa Bay Storm is born. Also, former University of Tampa and University of Kentucky coach Fran Curci is named the Storm's head coach.

MAY 24, 1991: The Storm play their first preseason game in Jacksonville, Fla., against the New Orleans Night. Third-string QB Jay Gruden rallies the team from a 23-7 halftime deficit with three second-half TD strikes to lead the Storm to a 37-30 victory.

JUNE 1, 1991: The War on I-4 is born in the Storm's inaugural regular-season game against the Orlando Predators. The Storm fell 51-38, in what would be their only home loss of the season.

JUNE 8, 1991: The Storm win their first regular-season contest, a 52-12 decision over the Columbus Thunderbolts.

JULY 27, 1991: The Storm notch their first-ever win over the Orlando Predators with a 26-16 victory in Orlando.

AUGUST 17, 1991: The Storm play in the franchise's first ArenaBowl, facing the Detroit Drive in ArenaBowl V. ArenaBowl MVP Stevie Thomas scored four touchdowns, including the game-winner with 39 seconds left, to give the Storm a 48-32 victory.

OCTOBER 9, 1991: Fran Curci resigns as head coach of the Storm. Five days later Gries names Storm assistant Lary Kuharich the team's new head coach and general manager.

MAY 16, 1992: Storm fans set an AFL preseason record as 28,212 pack the Dome to watch ArenaBowl rematch between the Storm and the Drive.

MAY 7, 1993: The Storm shatter their own preseason attendance record, as 30,013 fans fill the Dome. The mark still stands, though it is not generally considered an AFL record because it was a preseason contest.


JUNE 19, 1993: The Storm and Predators add to their storied rivalry, as an AFL-record 28,745 fans watch a thriller in the Dome. The Storm, however, fall 46-45 when a late two-point conversation attempt fails.

AUGUST 21, 1993: The Storm cruise to their second ArenaBowl Championship, downing the Detroit Drive 51-31 in ArenaBowl VII. The game was the last for the Drive, who appeared in six straight ArenaBowls from 1988-93. The Drive's only losses in championship games came at the hands of the Storm.

SEPTEMBER 1, 1994: Peter "Woody" Kern, the owner of the Ft. Worth Cavalry, purchases the Storm from Bob Gries.

JANUARY 5, 1995: Kern hires Tim Marcum as head coach of the Tampa Bay Storm. Marcum previously led the Detroit Drive to three ArenaBowl championships and won the inaugural ArenaBowl with Denver.


MAY 11, 1995: Marcum takes over as general manager in addition to his duties as the team's head coach.



SEPTEMBER 1, 1995: Exactly one year after Kern purchased the Storm; Tampa Bay again hoists the ArenaBowl trophy. The Storm knocks off Orlando 48-35 in ArenaBowl IX. George LaFrance becomes the first and only player ever to win the ArenaBowl MVP three times after scoring three touchdowns, including a 57-yard kick return.

June 22, 1996: The Storm snap the AFL record for consecutive victories, winning their 14th straight game with a 43-12 triumph over Memphis.

AUGUST 26, 1996: The Storm win their fourth ArenaBowl Championship in six seasons, defeating the Kurt Warner-led Iowa Barnstormers, 42-38, in ArenaBowl X. The Barnstormers set or tied six ArenaBowl records, but it was Jay Gruden, playing in his final contest as Storm QB, who stole the show, tossing five touchdown passes. The Storm defense sealed the victory, holding the Barnstormers out of the end zone on four consecutive plays from inside the five-yard line.



OCTOBER 1996: Jay Gruden retires from Arena Football as the AFL's all-time leader in every passing category. Gruden, who would move on to the coaching ranks, finished 12-2 as a starter in the post-season. In a shocking move, Gruden would later announce his resignation as the head coach of the Orlando Predators following the 2001 season so that he could play quarterback for the team in 2002.

MAY 10, 1997: The Storm play their first-ever contest in the Ice Palace, allowing MLB's Tampa Bay Devil Rays to occupy the ThunderDome in St. Petersburg. The Storm down the Bobcats, 38-19, in their Ice Palace debut.

JUNE 12, 1998: For the first time since taking over as Orlando Predators head coach, Jay Gruden faces his former coach Tim Marcum. Marcum gets the best of his former athlete, winning a 42-34 contest in Orlando.

AUGUST 23, 1998: The Storm advance to ArenaBowl XII but fall 62-31 to Gruden's Predators. The Storm swept the regular-season series from Orlando.

APRIL 29, 1999: The Storm down the Milwaukee Mustangs, 49-42, in the team's 100th regular-season game.

JULY 24, 1999: The Storm notch their 100th victory with 52-48 win in San Jose. The contest also marked the final game as a member of the Storm for AFL great George LaFrance.

JUNE 3, 2000: Tim Marcum becomes the first AFL coach to win 100 regular-season games as Tampa Bay destroys the Florida Bobcats 77-26

JULY 14, 2000: Storm FB/LB Andre Bowden becomes only the second player in Arena Football history to rush for over 1,000 yards.

MAY 4, 2001: Storm kicker Mike Black becomes the first kicker in Arena Football history to score 1,000 regular-season points, as he nails a 50-yard field goal in Milwaukee.

MAY 18, 2001: Storm head coach Tim Marcum makes his return to the Motor City. Marcum, coaching in his first game in Detroit since leaving in 1993, led the Storm to a 41-14 victory over the expansion Detroit Fury. Marcum won three ArenaBowl Championships in five seasons with the Detroit Drive.

JUNE 1, 2001: The Storm defeat Carolina 58-51 in overtime to win their seventh straight contest. That is the longest streak since the Storm won nine consecutive games in 1998 and the longest winning streak to open a season since the team won eight straight in 1996.

JUNE 9, 2002: Tampa Bay faces Jay Gruden on the field for the first time when the Storm travel to Orlando to face the Predators. Tampa Bay defeats its all-time passing leader, 48-45, when David Saunders catches a four-yard touchdown pass from Scott Milanovich with 0:07 left in the fourth quarter. Gruden goes on to complete 24-of-32 passes for 286 yards and four touchdowns in the game against his former team.

JULY 20, 2002: The Tampa Bay Storm defeat the expansion Georgia Force, 67-61, in overtime. In the contest, defensive specialist T.T. Toliver returned two kickoffs for touchdowns and set team records with 274 kick off return yards and 317 combined returned yards.

JULY 27, 2002: In the playoffs for a league-record 12th straight season, the Tampa Bay Storm become the first ever No. 12 seeded team to win an AFL playoff game. The also became the first team to win a playoff game as the tournament's lowest seed, as the Storm soundly defeated the Los Angeles Avengers, 66-41, at the Staples Center in Los Angeles.

JANUARY 31, 2003: The Storm open the 2003 season with a 60-20 victory over the Carolina Cobras. WR/DB Keita Crespina scores on the first play from scrimmage after returning an interception 20 yards for a touchdown. During the contest WR/DB Gary Compton becomes just the third player in Arena Football history to surpass 10,000 receiving yards. QB John Kaleo also becomes just the ninth player in AFL history to reach 18,000 career passing yards and OS Freddie Solomon turns in one of the best performances ever for a Storm receiver playing in his first game, catching ten passes for 132 yards and three touchdowns.

FEBRUARY 17, 2003: WR/LB Gary Compton's second quarter touchdown against the Las Vegas Gladiators gives him 1,204 career points scored, placing him fifth all-time on the league's all-time list.

FEBRUARY 23, 2003: WR/LB Lawrence Samuels caught his 400th career pass as the Storm snapped a two-game losing skid and defeated the Grand Rapids Rampage, 58-56, on a 23-yard field goal at the buzzer by newly-signed kicker Ian Howfield.

MARCH 2, 2003: QB John Kaleo becomes the first quarterback in Storm history to pass for more than 300 yards in back-to-back games, as he completes 17-of-23 passes for 314 yards against the Detroit Fury. Kaleo's performance included a perfect second quarter, in which he was 7-for-7 for 115 yards, including throwing three touchdown passes.

MARCH 8, 2003: John Kaleo becomes the eighth player in AFL history to pass for over 19,000 yards and 300 touchdowns after tossing five touchdown passes against the Buffalo Destroyers in a 27-2 victory. The game was also the 200th AFL game coached by Storm head coach Tim Marcum.

MARCH 28, 2003: Storm head coach, Tim Marcum picked up his 150th career victory with a 68-39 win over the Arizona Rattlers. The Storm also won their sixth straight game and John Kaleo became just the seventh player in AFL history to surpass 20,000 passing yards.

APRIL 4, 2003: John Kaleo moves past former Storm quarterback Jay Gruden into sixth place on the league's all-time passing list. The Storm also won its seventh game in a row, matching a seven-game winning streak from the 2001 season.


MAY 11, 2003: Lawrence Samuels becomes the fifth player in Storm history and the second player this season to surpass 1,000 receiving yards. Freddie Solomon also accomplished the same feat earlier in the season, making them just the second pair ever to both gain 1,000 receiving yards in team history. Stevie Thomas and George LaFrance both had over 1,000 receiving yards in 1996.

MAY 18, 2003: The Storm win their 12th game of the season, tying for the league-best overall record. Tampa Bay also cracks Georgia quarterback Leon Murray on the last play of the game, tying the team record for sacks in a season (29). John Kaleo moved past George LaFrance into second place on the Storm's all-time receiving yards list.

JUNE 7, 2003: The Storm defeat the Orlando Predators, 60-50, in the semi-finals of the AFL playoffs. Tampa Bay advanced to its sixth ArenaBowl. The Storm host the ArenaBowl for their fourth time, and the second time in the St. Pete Times Forum in Tampa.

JUNE 22, 2003: Tampa Bay defeats Arizona, 43-29, to claim its league-record fifth ArenaBowl championship. Lawrence Samuels becomes the first player to ever be named Game MVP and Ironman of the Game in an ArenaBowl. The game is played in front of 20,496 at the St. Pete Times Forum, the second largest crowd ever to watch an ArenaBowl game and the largest Football crowd ever at the St. Pete Times Forum.

FEBRUARY 13, 2004: Lawrence Samuels catches seven passes for 79 yards against the Georgia Force. Those receptions allow Samuels to eclipse 400 career receptions and 5,000 career receiving yards.



MARCH 27, 2004: Tampa Bay offensive specialist Freddie Solomon becomes the second fastest Storm receiver to reach 2,000 career yards after tallying 65 yards at Georgia. He accomplished the feat in 23 games. Storm legend Stevie Thomas did it in 22 games.

APRIL 11, 2004: The Storm drop a 51-36 decision at Chicago to fall to 3-7 on the season. The start to the 2004 campaign matches the worst start to a Storm season in team history and puts the team's 13-year playoff appearance streak in jeopardy.

MAY 2, 2004: The Storm wins their fourth consecutive contest against their archrival Orlando Predators. The win gives Tampa an 18-17 advantage in the all-time series versus Orlando. The four-game winning streak for Tampa Bay is the longest in the series since a five-game winning streak by the Storm that occurred from 1994-1996.

MAY 9, 2004: Freddie Solomon collects 182 receiving yards against Los Angeles, pushing him past the 1,000 receiving yard mark for the season. Solomon becomes the first player in Storm history to record back-to-back 1,000 receiving yard seasons for Tampa Bay since George LaFrance did so in 1996 and 1997.

MAY 23, 2004: Storm lineman Nyle Wiren records his sixth sack of the season when he sacks New Orleans VooDoo quarterback John Fitzgerald. The six sacks by Wiren are a single season career high and move the veteran player into second place on the team's all-time sacks list.

MAY 30, 2004: The Storm down the Dallas Desperados 59-57 to notch their sixth straight win and close out the season with a 9-7 overall record. The Storm advance to the playoffs for a league record fourteenth consecutive season and earn the seventh seed. In the game against Dallas, Lawrence Samuels has his 19th interception as a member of the Storm, allowing him to move into second place on the Storm all-time list.

MAY 15, 2005: The Storm defeat the New York Dragons 61-58 to keep their playoff hopes alive. With the win they also became only the second team to go undefeated at home (8-0) in a season, the Georgia Force had done it earlier in the day.

MAY 22, 2005: The Storm clinch and AFL record 15th consecutive playoff birth by defeating the Columbus Destroyers 78-53. Quarterback Shane Stafford finished the season with the most prolific season by any Storm quarterback. Stafford's record breaking numbers included most completions (405), touchdowns (83), and yards (4,522).

FEBRUARY 10, 2006: Tampa Bay extends its home winning streak to 12 games with a 61-60 victory over the Georgia Force. The Storm stopped a two-point conversion by Georgia with no time remaining in regulation to secure the victory.

FEBRUARY 19, 2006: In a 67-64 overtime loss to the Orlando Predators, Shane Stafford has a career day as he set Storm all-time game highs with 36 completions, 458 passing yards and eight touchdowns. Stafford's 36 completions tied him for second all-time in AFL, while his 458 yards passing is third all-time in the AFL.

FEBRUARY 25, 2006: Storm Ironman Lawrence Samuels catches three passes for 80 yards to become the Storm all-time leader in reception yards with 7,851. Quarterback Shane Stafford became the first passer in AFL history to throw for more than 400 yards in consecutive games.

MAY 6, 2006: The Columbus Destroyers, led by John Kaleo, defeat the Tampa Bay Storm 48-51. The loss ensures that the Storm will not make the playoffs for the first time in franchise history.

MARCH 3, 2007: Lawrence Samuels surpasses 10,000 career all-purpose yards.

MARCH 31, 2007: Tampa Bay falls 69-49 to the San Jose SaberCats to start the season 0-5. This is not only the worst start in franchise history but also the longest losing streak.

JUNE 9, 2007: The Storm defeat the Philadelphia Soul 69-59 on Bill Currie Ford Field to clinch a playoff birth. It is the 20th playoff appearance for the franchise, most in the Arena Football League. Lawrence Samuels break the 1,000 yard barrier as the Storm become the first team in 2007 with three 1,000 yard receivers and only the third team in AFL history to accomplish that feat.

JUNE 23, 2007: With two touchdowns on the ground against Austin, Torrance Marshall sets a franchise single season mark with 17 touchdowns in a season. Head Coach Tim Marcum wins his 190th career ball game and 135th with the Storm.

JUNE 30, 2007: Storm return to the playoffs against the Columbus Destroyers in what is the 300th game in franchise history.

DECEMBER 7, 2007: Dr. Bob Nucci purchases a controlling interest in the Tampa Bay Storm, providing the Storm with local ownership. Nucci impact is immediately felt as he upgrades the offices and marketing efforts.

MAY 31, 2008: Wide Receiver Lawrence Samuels hauls in the 992nd reception of his career to surpass Barry Wagner and become the AFL's all-time leader in career receptions in a 56-55 loss to the Force in Georgia.

JUNE 14, 2008: Lawrence Samuels catches the 1,000th pass of his career becoming only the sixth player in professional Football history to accomplish this feat. Kick returner Sedrick Robinson surpasses Hunkie Cooper to become the AFL's all-time leader in kickoff return yards...the following week he would surpass 10,000 career kickoff return yards.

JUNE 21, 2008: Despite defeating the Los Angeles Avengers 72-47 to finish the season 8-8, the team fails to make the playoffs for only the second time in its history.

MARCH 26, 2010: New ownership is introduced at half time of the Orlando vs. Tampa Bay scrimmage. The group is led by Todd Boren and his three partners Michael O'Quinn, Steven Jones and Robert Dison. The Storm went on to thump the Predators 40-16.

MAY 1, 2010: Former head coach Tim Marcum wins his 200th career game as the Tampa Bay Storm defeat the Arizona Rattlers 62-61 as the Rattlers failed to convert a two-point conversion as time expired.

JUNE 25, 2010: In a 78-39 Storm victory over the Bossier-Shreveport Battle Wings wide receiver Hank Edwards becomes the first receiver in franchise history to break the 200-yards receiving barrier with a 10 reception performance for 209 yards. The week prior, Edwards set a career high with 14 receptions for 195 yards. That is the best two-game total in franchise history for a wide receiver.

JULY 24, 2010: Quarterback Brett Dietz throws three touchdown passes against the Alabama Vipers. He becomes the first quarterback in franchise history to reach 100 touchdown passes in a season and the sixth player in AFL history to reach that mark. He would finish the season with 106 touchdowns.

JULY 31, 2010: Storm wide receiver DeAndrew Rubin has the biggest game in franchise history for a receiver as he records a team record 17 receptions for 245 yards. The 245 yards were the single highest total of any game that season in the AFL. Dietz passes for 398 yards to break the 5,000 yard barrier on the season, making him the first quarterback in team history to do so. He finished the season with 5,054 yards.

AUGUST 20, 2010: The franchise participates in a League leading ninth ArenaBowl, however the Spokane Shock defeat the Storm denying the team its sixth championship.

JANUARY 13, 2011: Tampa Bay Sports & Entertainment Football, LLC, a subsidiary of Tampa Bay Sports and Entertainment LLC, under the leadership of chairman Jeff Vinik, announced the purchase of the Tampa Bay Storm. TBSE LLC, a company controlled by Jeff Vinik, closed on its purchase of the Tampa Bay Lightning, the leasehold rights to the St. Pete Times Forum and ownership of adjacent real estate on March 3, 2010.

MARCH 16, 2012: Tampa Bay defeats the Georgia Force 50-47 for its 200th regular season victory, becoming the first team in AFL history to reach that milestone.

APRIL 30, 2012: During Legends Night, the Storm honor legendary AFL Ironman Lawrence Samuels by officially retiring his No. 22 jersey.

APRIL 6, 2013: Storm WR Joe Hills has one of the greatest receiving games in Storm history. He would finish the night with 16 receptions (second-most in Storm history) for 259 receiving yards (single-game franchise record).

MAY 10, 2013: Storm QB Adrian McPherson breaks the AFL record for most rushing touchdowns by a quarterback in a single season with his 23rd rushing touchdown. McPherson would finish the season with 31 rushing touchdowns, a Storm all-time single-season record.

JULY 13, 2013: In a game versus the San Antonio Talons, Joe Hills catches three touchdowns, snapping the Storm single-season franchise record (39).

JULY 27, 2013: Joe Hills goes on to break two records in a game versus the Jacksonville Sharks, catching 11 passes for 144 yards. He would finish the regular season with 133 receptions and 1,861 receiving yards, both franchise records.

THE WAR ON I-4

Merriam-Webster Dictionary defines the term war as “a struggle or competition between opposing forces or for a particular end.” That may not be strong enough to accurately depict the seasonal series of skirmishes between the Tampa Bay Storm and the Orlando Predators, dubbed the War on I-4.

Every season players, coaches, and fans of the two rivals gear up for the annual match-ups. On game days, the best of friends become mortal enemies from the deep chasm caused by the rivalry. Heroes become traitors, and the intense hatred galvanizes the casual fan, forcing him to choose one side or the other.

Penned longtime observer John Cotey of the St. Petersburg Times, “It is the fiercest rivalry in all of Arena Football, driven by an unmistakable dislike for each other, fueled by a series of incredible finishes, and framed by a postseason history so rich that players on both sides have never hesitated to compare it to Auburn-Alabama, Ohio State-Michigan, or Green Bay-Chicago.”

It's not just the fact that the teams are separated by only 85 miles that intensifies the match-ups between the Southern Division rivals. And it's not just the natural civic rivalry among two of central Florida's largest metropolises. It's more. Tampa Bay and Orlando may well represent the two top franchises in the AFL. Both teams have claimed seven of the league's 22 championships, as the Storm own a league-high five ArenaBowl rings, winning championships in 1991, 1993, 1995, 1996, and 2003. The Predators found AFL glory in 1998 and 2000.

But that's not all. Some of the game's greatest players have laced up the sneakers like Army boots, put on the uniform as if he were donning fatigues, and treated every touchdown, interception, and bone-jarring hit produced in the War on I-4 as if they were medals of honor. From George LaFrance, Stevie Thomas, Lawrence Samuels and Jay Gruden to Ben Bennett, Kenny McEntyre, Barry Wagner and Herkie Walls, all have experienced the rivalry, and all have helped to set the tone for the ferocity.

Veterans of many so-called rivalries will admit that much of the off-field pomp and circumstance comes from trumped up hype with very little meaningful action ever taking place. But the same charge can't be levied against the Storm-Predators rivalry. Seemingly every game holds deep meaning, whether the teams are jockeying for postseason position or fighting do-or-die in the playoffs.

By the end of 2012 Tampa Bay and Orlando had met 42 times in the regular season, with the tally tied 21-21. The teams have also met eight times in the playoffs, with each team taking four contests. The teams have even tangles in the ArenaBowl twice, with Tampa Bay taking ArenaBowl IX in 1995 and Orlando prevailing in ArenaBowl XII in 1998. To further illustrate the parity among the teams, the total point differential through 50 games (regular and postseason) is only 9 points.

The rivalry began innocently enough. Tampa Bay and Orlando met to open the 1991 season, marking the first-ever regular season game between the two teams. The Predators won that game, 51-38, as 10,354 fans witnessed the birth of a rivalry. That loss proved to be Tampa Bay's only blemish in 1991 and the Storm evened the score, 26-16, later in the season before winning the ArenaBowl championship.

Orlando sought revenge and got it the next season, winning an overtime thriller in the semi-finals of the playoffs and dashing the Storm's hopes of repeating as ArenaBowl Champions.

That's when the heat began to rise and the flames of the rivalry were fanned. The intensity overflowed from the field and into the stands, as Sherry Gruden, the wife of Storm quarterback Jay Gruden, got beer and soda poured on her and profanity lobbed her way during a game in Orlando. Later that season, before an ArenaBowl Football-record crowd of 28,745 fans in the ThunderDome, the Storm failed on a late two-point conversion and the Predators swept the regular season series.

But, payback was hell for Orlando, as the teams met for a third time that season in the semi-finals of the playoffs. The Storm avenged the earlier losses and won a thrilling 55-52 contest that propelled the Storm into ArenaBowl VII. Tampa Bay would go on to beat the Tim Marcum led Detroit Drive the following week and claim the team's second ArenaBowl championship in three seasons.

From that point on the rivalry was really pushed into high gear. The teams split in 1994 and 1996 and Tampa Bay swept Orlando in 1995. During that span Gruden led the Storm to back-to-back ArenaBowl championships in '95 and '96.

Without Gruden, Orlando swept the 1997 season series from the Storm. And on August 29, 1997, the Predators wrenched the knife even deeper into the hearts of Storm fans, hiring legendary Storm quarterback Jay Gruden as their head coach.

Once a hero, Gruden was now vilified by Storm supporters. Gruden led the Predators to a so-so regular season in which he suffered a pair of losses at the hands of the Storm. However, Gruden's Predators heated up late and marched through the playoffs and into ArenaBowl XII. Brimming with confidence, the Storm hosted what they figured to be their fifth Arena Football championship, only to be denied by their former quarterback and their hated rivals.

Orlando suddenly became the hot team under Gruden's guidance, playing in three straight ArenaBowls and winning two championships. The Storm continued to have success in the regular season, but the tide turned, as Orlando dominated in the postseason.

As if Gruden coaching the Predators wasn't enough, the onset of the 2002 season again brought a new dimension to this intense rivalry, as Gruden returned to the playing field for the first time since leading the Storm to their last championship. Only this time he was not wearing the familiar Tampa Bay Storm uniform. Instead he donned the black and red of the hated Orlando Predators. Tampa Bay and Orlando split the 2002 season series, with each winning on the other's home floor as both teams rebounded from disappointing regular seasons to make strong runs in the playoffs.

Tampa Bay returned the favor prior to the 2003 season, stealing away two of the Predators' more popular players. WR/LB Cliff Dell, a fan favorite in Orlando for his hard-nosed aggression and penchant for making big plays, signed a free agent contract with the Storm. Then, just weeks later, Tampa Bay inked BJ Cohen, Orlando's top lineman and one of the Predators all-time sacks leaders. Spurred on by those players, along with the acquisition of longtime Orlando quarterback Pat O'Hara, the Storm tied a franchise record by winning 15 games in 2003 and claiming the team's fifth ArenaBowl title. Along the way the Storm dismissed the Predators from the playoffs with a 60-50 semifinal win in a contest that Cohen forced a crucial Jay Gruden fumble and recovered it. Later, Dell would pick off Gruden in the endzone late in the game to seal the victory. Two weeks later in ArenaBowl XVII, O'Hara came off the bench to spell an injured John Kaleo in the third quarter and led the Storm to a 43-29 victory.

The pendulum continued to swing in favor of Tampa Bay in 2004, as the Storm swept the regular season series from Orlando. Gruden and his players were on hand as the Storm raised their fifth world championship banner to the rafters of the St. Pete Times Forum on February 8. The Storm quickly dismissed their archrivals, 52-41. Later in the season Tampa Bay held off a late Orlando charge for a 63-58 win, giving the Storm four straight wins over the Predators. The streak is the longest for the Storm since a five-game winning streak that occurred from 1994-96.

In 2005 the two combatants tangled in week 4. The Storm failed to score in the 3rd quarter for the first time in 47 quarters dating back to week seven of the 2004 season. The Predators pulled away with a 61-46 win at the TD Waterhouse Center. The second meeting between the hated Southern Division rivals occurred in week 11. The Storm evened the season series behind Shane Stafford (27-40, 262 yds. 4 TD's) and Freddie Solomon (6 rec. 75 yds. 2 TD's) to beat the Predators 54-42.

The 2006 season was a daunting season for the Storm in the battle of I-4, losing both regular season contests to the Predators. Tampa lost at home in a stunning overtime game. The future for both teams held even more significance as Shane Stafford and Floyd Young defected to Orlando and John Kaleo returned to lead the Storm in 2007, however, for the second consecutive season the Predators swept the season series, winning contests in Week 1 (52-27) and Week 7 (61-37).

The tide would turn during the 2008 season as the Storm would go on to sweep the Predators for the first time since 1999. The Storm went on to extend the winning streak to three games in 2010, however, in the regular season finale the Predators would put that streak to an end with a 75-60 victory at the St. Pete Times Forum in a game marred by the ejection of two Predator's players. The teams would meet two weeks later in the American Conference Championship game as the Storm extracted revenge with a thrilling 63-62 victory to even the all-time series at 23 games apiece.

The teams enter the 2013 season knotted up at 25 games apiece after once again splitting the season series the past two seasons as each team won its home contests. After 21 intense seasons, Tampa Bay and Orlando are separated by only nine total points (2,241-2,232) with the edge going to Tampa Bay.

Just what twists and turns the War on I-4 takes next is still yet to be determined. But one thing will always remain the same – the take no prisoners, win at all costs nature of the fiercest rivalry in Arena Football will continue to bring football fans in central Florida coming back for more.

MEMORABLE MOMENTS IN THE WAR ON I-4



ORLANDO 51, TAMPA BAY 38 (JUNE 1, 1991)

The Storm falls to the Predators in the first game in franchise history for both teams. Orlando QB Reggie Collier threw for seven touchdowns, three each to Reggie Smith and Herkie Walls. The loss was the only blemish on the Storm's home record that season. Tampa Bay would also get the last laugh, beating Orlando in the rematch 26-16, in Orlando.

ORLANDO 24, TAMPA BAY 21 (AUGUST 15, 1992)

After splitting a pair of games in the regular season, the Predators and Storm hooked up in the AFL semifinals. After playing to a 21-21 draw through four quarters, Jorge Cimadevilla won it for Orlando with a 17-yard field goal in overtime.

ORLANDO 46, TAMPA BAY 45 (JUNE 19, 1993)

The rivalry was at its pinnacle when an AFL record 28,746 fans jammed the Thunderdome to watch two of the league's best teams square off. Jay Gruden's two-point conversion attempt fell incomplete with 2:29 remaining as the Predators held on for a 46-45 win and a regular season series sweep.

TAMPA BAY 55, ORLANDO 52 (AUGUST 14, 1993)

The league's two best teams met in the semifinals for the second consecutive year. This time, the Predators trailed for most of the game but tied the score at 38-38 on a 4th quarter Billy Owens' touchdown. Momentum appeared on the Predators side when they held Tampa Bay to a field goal on the next possession, but Arden Czerwinski's ensuing kickoff bounced off the net frame and was recovered by Jeff Mayes for a touchdown and a 10-point Storm led.

TAMPA BAY 40, ORLANDO 39 (AUGUST 13, 1994)

Tampa Bay slashed any hopes by the Predators of running off a perfect season. After posting 11 consecutive wins, the Orlando Predators missed an opportunity to become just the seventh team in modern day professional football history to record a perfect regular season when Storm kicker Mike Lazecki booted an 18-yard field goal with 31 seconds remaining to give the Storm a 40-39 upset win. Orlando still had a chance to win, until quarterback Duke Tobin's fifth interception fell in the hands of Storm defensive back Eddie Brown in the Tampa Bay end zone with 10 seconds remaining.

TAMPA BAY 48, ORLANDO 35 (SEPTEMBER 1, 1995)

Under first-year head coach Tim Marcum, the Storm complete their third championship season by defeating the archrival Predators in ArenaBowl IX. The win came exactly one year after Storm owner Woody Kern purchased the team. In the game George LaFrance became the first and only player to ever win the ArenaBowl MVP three times after scoring three touchdowns, including a 57-yard kickoff return for a touchdown.

TAMPA BAY 42, ORLANDO 34 (JUNE 12, 1998)

For the first time since the former Storm quarterback took over as head coach of the Predators, Gruden's Orlando team faced the Storm and head coach Tim Marcum. Marcum gets the best of his former student, winning a 42-34 contest in Orlando.

ORLANDO 62, TAMPA BAY 31 (AUGUST 23, 1998)

After being crushed by the Storm twice in the regular season, the Predators pulled off the biggest and most unlikely upset in ArenaBowl history with a 62-31 win over 14-2 Tampa Bay.

ORLANDO 41, TAMPA BAY 19 (AUGUST 7, 1999)

Orlando became the first #8 seed in AFL history to knock off a #1 seed, as the 7-7 Predators shocked the 11-3 Storm, 41-19 in the playoffs. The Storm led 10-0 at the half, but Orlando rallied and dominated the second half. Orlando would go on to become the first #8 seed to ever make it to the ArenaBowl after upsetting #2 seeded Iowa the following week, 48-41.

ORLANDO 34, TAMPA BAY 24 (AUGUST 8, 2000)

For an unprecedented third consecutive year, the Predators and Gruden would send Tampa Bay packing in the playoffs. This time it was more difficult, as Orlando led by just three (20-17) in the third quarter. Orlando receiver Joe Douglass scored on a 33-yard pass from Connell Maynor and Maynor then ran over from the 9-yard line as the Predators took a 34-17 lead late in the 4th quarter.

TAMPA BAY 48, ORLANDO 45 (JUNE 9, 2002)

Tampa Bay faced Jay Gruden on the field for the first time since the former Storm signal caller traded in his coaching duties to get back on the field, this time as quarterback of the hated Predators. Tampa Bay defeated its all-time passing leader, 48-45, when David Saunders caught a four-yard touchdown pass from Scott Milanovich with just seven seconds left in the game. Gruden completed 24-of-32 passes for 286 yards and four touchdowns.

TAMPA BAY 60, ORLANDO 50 (JUNE 7, 2003)

John Kaleo out-dued Jay Gruden as the Tampa Bay Storm knocked off the Orlando Predators, 60-50, in the semifinals of the Arena Football League playoffs. Orlando had a 28-20 lead in the second quarter, but Tampa Bay rallied to take a 33-31 lead at the half. In the second half the Storm jumped out to a 47-31 lead and sealed the victory when TT Toliver picked off a Jay Gruden pass and returned it 30 yards for a touchdown with 40 seconds left in the game. The win propelled the Storm into ArenaBowl XVII, where they defeated the Arizona Rattlers, 43-29, for the team's fifth ArenaBowl title.

TAMPA BAY 63, ORLANDO 58 (MAY 4, 2004)

The Storm win their fourth straight game against the Orlando Predators, marking the longest winning streak by Tampa Bay in the series since a five game winning streak that stretched through parts of the 1994, 1995, and 1996 seasons. Tampa Bay opened up a 51-23 lead after three quarters, but the Predators threatened to make an improbable comeback, tying the game at 51-51 before a pair of late Storm touchdowns salted the game away.

ORLANDO 67, TAMPA BAY 64 (OT) (FEBRUARY 19, 2006)

The Predators snapped the twelve game home win streak the Storm had coming into this overtime thriller. Tampa Bay's twenty-two point fourth quarter helped the team force overtime against their heated rival. Stafford went 36 of 52 for 458 passing yards which is third all-time in the AFL's twenty year history. An overtime field goal led the Predators to victory to end the suspenseful match up.

ORLANDO 61, TAMPA BAY 37 (APRIL 14, 2007)

The Predators sweep the season series the Storm for the second consecutive season with this victory. Greg White led a ferocious defensive effort, knocking starting quarterback Stoney Case out of the game with a dislocated right shoulder, as the Predator defense scored 23 points. The game started with a 3-0 Storm advantage in the first quarter before Orlando scored 21 unanswered points in the final two minutes of the second quarter to take a 35-9 lead in the first half.

TAMPA BAY 71, ORLANDO 61 (JUNE 7, 2008)

Tampa Bay completes a sweep of the season series for the first time since 1999 as the Storm win in front of 17,344 fans at the St. Pete Times Forum. Sedrick Robinson returned a kickoff for a touchdown on the last play of the first half to give the Storm a 10 point lead and the momentum heading into the locker room at halftime. Defensive back Traco Rachal foiled a successful Predators onside kick as he picked off former Storm quarterback Shane Stafford with 0:47 left on the clock to seal the victory.

ORLANDO 75, TAMPA BAY 60 (JULY 31, 2010)

Orlando puts an emphatic end to Tampa Bay's win-streak over the Predators with an Impressive 75-60 victory in a game marred with player misconduct as tow Predators, Bobby Sippio and Julius Wilson, get ejected from the game. Brett Dietz becomes the all-time, single-season passing yards record holder for the Storm with 5,054, surpassing Shane Stafford's 4,793 yards passing in 2006.

TAMPA BAY 63, ORLANDO 62 (AUGUST 7, 2010)


Tampa Bay extracts revenge on Orlando for the loss two weeks prior. The Storm held off the Predators, 63-62, to win the American Conference Championship and earn the right to meet the Spokane Shock in ArenaBowl XXIII in Spokane, a league leading ninth ArenaBowl appearance for the franchise. With 45.7 seconds left Carlos Martinez' extra point to tie the game at 63 was backed up by two consecutive Predators' penalties. Martinez' 28-yard extra point kick hit the right upright, then Orlando got an interception into the endzone with 14 seconds left and Orlando's last ditch 49-yard field goal attempt by Martinez fell under the bar as time ran out.

TAMPA BAY 46, ORLANDO 44 (JUN. 17 2011)

After falling to Orlando earlier in the season in Orlando, Tampa Bay pulled out a nail-biter defeating the Predators 46-44 at the St. Pete Times Forum. During the game the ferocious Storm defensive line would sack Predators' quarterback Nick Hill seven times, including 4.5 sacks by lineman Jarriett Buie. His effort tied the single-best effort in franchise history and is tied for the second best single-game effort in AFL history. The victory meant the two teams are knotted at 24 overall wins apiece over the span of this intense rivalry.

TAMPABAY STORM AND ORLANDO PREDATORS: A CLOSER LOOK

STATISTICS	TAMPA BAY	ORLANDO
Joined AFL	1987	1991
All-time Record	237-153	213-147
Winning Percentage	.608	.592
Regular Season Record	214-136	190-129
Winning Percentage	.611	.596
Postseason Record	23-17	23-18
Winning Percentage	.575	.561
Postseason Appearances	22**	20
Consecutive Appearances	19** (1987-05)	19** (1992-11)
Consecutive Winning Seasons	11 (1991-02)	19** (1992-11)
Postseason Games	40	41***
Postseason Wins	23	23
Semifinal Appearances	14**	14**
ArenaBowl Appearances	9**	7
AFL Championships	5**	2



Notes:

* Tampa Bay entered league as the Pittsburgh Gladiators and relocated prior to the 1991 season

** Indicates AFL Record | *** Tied AFL Record

AFL FRANCHISE RANKINGS UNDER MARCUM

REGULAR SEASON WINS

Tampa Bay Storm:	143
Arizona Rattlers:	139
San Jose SaberCats:	136
Orlando Predators:	135
New York Dragons:	116

HIGHEST WIN % (MIN: 50 GAMES)

San Jose SaberCats:	136-70 .660
Dallas Desperados:	71-39-1 .650
Tampa Bay Storm:	143-79 .644
Arizona Rattlers:	139-83 .626
Orlando Predators:	135-87 .608

PLAYOFF APPEARANCES

Orlando Predators:	15
Tampa Bay Storm:	13
Arizona Rattlers:	13
San Jose SaberCats:	12
New York Dragons:	10

PLAYOFF WINS

Orlando Predators:	18
Arizona Rattlers:	17
Tampa Bay Storm:	16
San Jose SaberCats:	15
Chicago Rush:	9

PLAYOFF WIN % (MIN: 5 GAMES)

Philadelphia Soul:	5-2 .714
San Jose SaberCats:	15-9 .625
Tampa Bay Storm:	16-10 .615
Colorado Crush:	6-4 .600
Arizona Rattlers:	17-12 .588

TOTAL HOME ATTENDANCE

Tampa Bay Storm:	1,568,458
Orlando Predators:	1,457,253
Arizona Rattlers:	1,453,682
San Jose SaberCats:	1,417,547
New York Dragons:	1,068,412

STORM ACCOMPLISHMENTS UNDER TIM MARCUM



Legendary AFL head coach Tim Marcum spent 15 seasons at the helm of the flagship franchise of the Arena Football League prior to stepping down just before the start of the 2011 season. A charter member of the Arena Football League Hall of Fame, he led the Storm to five ArenaBowls, winning three. Under his stewardship the team had a 143-79 regular season record, the most wins by any team during his tenure. From July 1, 1995, to June 29, 1996, his Storm club won an AFL-record 17 games in a row.

He is the winningest head coach in Arena Football history with an overall record of 211-99 (184-87 in the regular season and 27-22 in the playoffs), the leader in games coached (335; 306 – reg. and 39 post) and postseason victories (27). During his career he won seven ArenaBowl Championships and coached in 11 of the league's 23 ArenaBowls. He is the only coach in AFL history to have led three different teams to ArenaBowl Championships.

A two-time recipient of the AFL Coach of the Year Award (1987 and 1998), Marcum oversaw the Tampa Bay Storm's development as the league's flagship franchise. He was the first coach in AFL history to reach the milestones of 100 and 200 career victories. Incredibly, Marcum's AFL clubs have advanced to the postseason in 19 of 21 seasons.

Like his father, the Snyder, TX, native began his coaching career in the high schools of West Texas. He landed his first collegiate job at Ranger College, and in 1979, guided the school to the Junior College National Championship with an 11-0 record. As a prelude to his arrival in the Arena League, Marcum's junior college champions averaged nearly 35 points per game.

In 1980, Marcum left Ranger and joined the coaching staff at Rice University as an assistant coach. From there he made his entrance into the professional coaching ranks, joining the San Antonio Gunslingers of the USFL as linebackers coach in 1984. Marcum was named the team's defensive coordinator the following season.

Marcum began his Arena Football career in 1987 as head coach of the Denver Dynamite during the league's inaugural season. Marcum led the Dynamite to a 5-2 overall record and won the league's first championship. The following season he took his act to Detroit, and the results remained the same. He won back-to-back titles with the Drive in 1988 and 1989.

In 1990 he joined Steve Spurrier at Florida as the linebacker coach. The coaching carousel continued, as Marcum was hired as the assistant head coach of the New York Knights of the World League of American Football the following season.

After his foray in the World League, Marcum returned to coach the Detroit Drive for three more seasons and returned the club to the league's elite by winning ArenaBowl VI in 1992. Marcum's five-year tenure in Detroit resulted in three ArenaBowl championships and a 50-10 overall record.

Once again Marcum left the AFL coaching ranks to serve as a defensive assistant with the Atlanta Falcons of the National Football League. After the 1994 NFL season Storm owner Woody Kern lured him to Tampa. During the AFL's one-year hiatus in 2009, Marcum assisted then Tampa Bay Buccaneers defensive coordinator Jim Bates as a consultant.

Marcum is a recipient of the Founder's Award presented by the Arena Football League in 2001 and the Outstanding Achievement Award presented by American Football Coaches Association in 2004. He has coached a number of fellow Arena Football Hall of Famers, including Sylvester Bembery, Dwayne Dixon, Jay Gruden, George LaFrance, Joe March, Gary Mullen, Tate Randle, Alvin Rettig, John Roehlk and Stevie Thomas.

Marcum honed his football skills while playing quarterback at McMurry University under head coach Grant Teaff. A starting quarterback for the Indians in 1965 and 1966, Marcum held for many years the school record for yards in a game with 328. Marcum, who transferred to McMurry in the fall of 1963 from Texas A&M, was a 2001 inductee into the McMurry University Athletic Hall of Honor.

Marcum passed away this offseason and will be remembered by all. He is survived by his wife Lynn, who has two daughters, Kendra and Carly, his two daughters, Mitzi and Michelle, and three grandchildren, Austin, Bryce and Max.

TIM MARCUM OVER THE SEASONS

OVERALL RECORD:	156-87, (.642)
REGULAR SEASON:	140-77, (.645)
PLAYOFFS:	16-10, (.615)
CHAMPIONSHIPS:	Three: IX, X & XVII
ARENABOWL APPEARANCES:	Six -ArenaBowl IX, X, XII, XVII and XXIII
PLAYOFF APPEARANCES:	14 of 17 seasons
OVERALL ATTENDANCE:	1,782,445 (14,035)
REGULAR SEASON:	1,568,458 (14,130)
PLAYOFF:	213,987 (13,374)



AFL FRANCHISE RANKINGS UNDER KERN

MOST WINS

San Jose SaberCats 125
Tampa Bay Storm 124
Arizona Rattlers 121
Orlando Predators 118
New York Dragons 108

HIGHEST WIN % (MIN: 50 GAMES)

San Jose SaberCats 125-65 .658
Tampa Bay Storm 124-66 .653
Arizona Rattlers 121-69 .637
Dallas Desperados 59-34-1 .633
Orlando Predators 118-72 .621

PLAYOFF APPEARANCES

Orlando Predators 13
Tampa Bay Storm 12
San Jose SaberCats 11
Arizona Rattlers 11
New York Dragons 9

PLAYOFF WINS

Orlando Predators 17
Arizona Rattlers 17
Tampa Bay Storm 14
San Jose SaberCats 13
Chicago Rush 9

PLAYOFF WIN % (MIN: 5 GAMES)

Arizona Rattlers 17-10 .630
Colorado Crush 8-3 .625
San Jose SaberCats 13-8 .619
Tampa Bay Storm 14-9 .609
Orlando Predators 17-11 .607


TOTAL HOME ATTENDANCE

San Jose SaberCats 1,313,598
Tampa Bay Storm 1,313,280
Arizona Rattlers 1,272,665
Orlando Predators 1,267,457
New York Dragons 995,832

AVG. HOME ATT. (MIN: 25 GAMES)

Philadelphia Soul 16,070
Colorado Crush 15,236
San Jose SaberCats 13,827
Milwaukee Mustangs 13,795
Tampa Bay Storm 13,539

STORM ACCOMPLISHMENTS UNDER WOODY KERN



Kern, affectionately known as "Woody," was the former owner of the Storm. Under 13 years of stewardship the flagship franchise of the Arena Football League had much success. The Storm under his watch won three ArenaBowls (1995, 1996, and 2003) and 138-of-213 games, including the playoffs. From July 1, 1995, to June 29, 1996, his Storm club won an AFL-record 17 games in a row.

The franchise hosted ArenaBowl IX on September 1, 1995, exactly one year after he purchased the team, and attracted a league playoff record 25,087 fans to the ThunderDome for the Storm's 48-35 win over in-state rival Orlando. The following season Kern's club repeated as Arena Football champions with a 42- 38 ArenaBowl X victory over the Kurt Warner-led Iowa Barnstormers. The Storm finished the 1996 season with a then league-record 15 wins.

After suffering their first-ever losing season in 2002, the Storm roared back the following season, giving Kern his third ArenaBowl championship. Tampa Bay reeled off a 12-4 regular season record, putting together an eight game winning streak in the process, before storming through the postseason and ultimately downing the Arizona Rattlers, 43-29, in ArenaBowl XVII. The championship game was played in the St. Pete Times Forum in Tampa before 20,496 fans, the largest crowd to ever watch an Arena Football game in the arena and the second largest crowd to ever attend an ArenaBowl game.

A Canton, OH, native, Kern received a Bachelor of Science degree from Case-Western University in Cleveland, OH, in 1970, as he double majored in Biochemistry and Psychology. Kern received a taste of Arena Football in 1994 as owner of the Ft. Worth Calvary.

Kern's sporting interests were not limited to Arena Football. Kern purchased the Asheville (NC) Tourists in 1981 and developed the club into one of the top minor-league baseball franchises in the United States, prior to selling the club to PS&E. In addition to the Tourists, Kern's minor league baseball holdings once included teams in Walla Walla, WA; San Jose, CA; Newark, NJ; and Little Falls, NY.

A resident of Pilot Point, TX, Kern got his nickname from his grandmother during his youth. His friendly manner made him extremely popular with Storm fans, as well as the teams' players and coaches. Kern was President and CEO of PCK Management located in Denton, TX. Kern married his wife Sherri in May of 1996. His children include Jennifer, Cari, Ryan, Lindsay Jo, Blair, Bo, and Kristen.

Seasons: 13 seasons

Overall Record: 138-75, (.648)

Regular season: 124-66, (.653)

Playoffs: 14-9, (.609)

ArenaBowl Championships: Three – ArenaBowl IX, X and XVII

ArenaBowl Appearances: Four – ArenaBowl IX, X, XII and XVII


Playoff Appearances: 12 of 13 seasons

Overall attendance: 1, 516,098 (13,783)

Regular Season: 1,312,215 (13,813)

Playoff: 203,883 (13,592)


TAMPA BAY STORM LEGENDS



#20 STEVIE THOMAS

WR/LB | 1991-98

Won four ArenaBowls with Storm. Tampa Bay's all-time leader in receiving touchdowns. Number 20 is retired by team.



#7 JAY GRUDEN

QB | 1991-96


AFL Hall of Famer. Guided the Storm to four ArenaBowl Championships. One of only six players to have his number retired by Tampa Bay.



#78 SYLVESTER BEMBERY

OL/DL | 1994-99, '01


One of the top pass rushers in Storm history. Six-time All-Arena selection. Won two ArenaBowl Championships with Tampa Bay. Had Jersey retired by Storm in 2002.



#55 WILLIE WYATT

OL/DL | 1995-99, 2001


Won four ArenaBowls with the Tampa Bay Storm. Four time All-Arena selection.



#25 GEORGE LAFRANCE

OS | 1994-99


AFL Hall of Famer. Three time ArenaBowl MVP. Storm career leader in all-purpose yardage. At one time held over 30 AFL records.



#46 LES BARLEY

FB/LB | 1993-94, 1997-99


The second leading rusher all-time in the AFL and Storm history. Fifth all-time in AFL in rushing touchdowns.



#30 ANDRE BOWDEN

FB/LB | 93-94, 97-01, 03-04

Leading rusher in Storm history and fourth in AFL. Tampa Bay's all-time leader in sacks. Won three ArenaBowl Championships with the Storm.



#24 TRACEY PERKINS

QB | 1991-99

Original member of the Storm. Won four ArenaBowl Championships with Tampa Bay. Franchise all-time leader in interceptions. Had number retired by Storm.



#22 LAWRENCE SAMUELS

WR/LB | 1994-00, 2002-10

Ended his career as the AFL's all-time leading wide receiver and first player in AFL history to record 1,000 career receptions; the sixth player ever in professional football to reach that milestone. Retired as the Storm all-time leader in receptions, receiving yards, receiving touchdowns, points scored, fumble recoveries, forced fumbles and tackles. Second in all-purpose yards and interceptions. Only player in the history of the AFL to earn both MVP and Ironman of the Game honors in an ArenaBowl. Three-time ArenaBowl Champion. One of the greatest two-way players to ever play the game of Arena Football. Number was retired by team in 2012.

STORM IN THE AFL HALL OF FAME

TIM MARCUM (INDUCTED 1997)

Marcum is the AFL's all-time winningest coach and has the longest tenure in AFL history. Marcum Led the Denver Dynamite to the first ArenaBowl Championship in 1987. He proceeded to take the Detroit Drive to five ArenaBowl appearances and the Tampa Bay Storm to five ArenaBowl appearances. He has won seven titles with three teams.

GARY MULLEN (INDUCTED IN 1997)

Mullen played with the Storm during the 1994 season. He was MVP of ArenaBowl I in 1987. He played from 1987-95 with the Denver Dynamite, Los Angeles Cobras, Detroit Drive, Cincinnati Rockers and Tampa Bay before ending his career with the Milwaukee Mustangs.

JAY GRUDEN (INDUCTED 1998)

Gruden quarterbacked the Storm to four ArenaBowl Championships in six seasons. He retired from playing in 1996 as the AFL's top passer in every statistical category. He coached the Orlando Predators to three straight ArenaBowl's winning titles in 1998 and 2000. Gruden returned to the field in 2002 and quarterbacked the Predators to the AFL semifinals in 2002 and 2003 after a five-year layoff.

JOE MARCH (INDUCTED IN 2000)

March led the AFL in sacks during his rookie season and continued to dominate the line until his retirement in 1997. He began his career in Denver with 12.5 sacks in 1991 before joining the Sacramento/ Miami Franchise for two seasons. March earned three ArenaBowl rings with the Storm from 1993-96 and finished his career with Nashville in 1997. When he retired March was second all-time in sacks with 25.

GEORGE LAFRANCE (INDUCTED IN 2011)

LaFrance was a member of the Storm from 1994 to 1999. He played in three ArenaBowls with the Storm, winning two and was a member of three other ArenaBowl winning teams. He is the only three-time ArenaBowl MVP in AFL, the first player to reach 20,000 career all-purpose yards and was the AFL all-time leader in nearly every receiving and kick return category when he retired in 2000. LaFrance also played for the Detroit Drive, 1988-89 and 1991-93, and the New Jersey Red Dogs in 2000.

STEVIE THOMAS (INDUCTED 2011)

Thomas who played with the Tampa Bay Storm from 1991-1999 was a member of four ArenaBowl Championship teams with the Storm. He won five ArenaBowl Championships, four with the Storm and was named MVP in two of those games. When he retired after 2001, Thomas was the AFL's all-time leader in fumble recoveries and interceptions returned for touchdowns. His career average of 14.9 yards per catch is the highest in league history among players with at least 325 catches. He also played for Orlando in 2000 and New Jersey in 2001.

SYLVESTER BEMBERY (INDUCTED IN 2011)

Sylvester Bembery was a six-time All-Arena selection who played with Tampa Bay from 1994-99 and in 2001. He won two ArenaBowl Championships as a member of the Storm. Upon his retirement after the 2001 season he was the AFL's all-time career sacks leader. He also played for New England, Albany and Buffalo.

LAWRENCE SAMUELS (INDUCTED IN 2013)

Lawrence Samuels was a five-time All-Arena selection, and three-time ArenaBowl Champion who played with the Storm from 1994-00 and 2002-10. He ended his career as the AFL's all-time leading wide receiver and first player in AFL history to record 1,000 receptions; the sixth player ever in professional football history to reach that milestone. He was three-time All-Ironman selection and the first player to earn both MVP and Ironman of the Game honors in a championship game. He finished his Storm career as the franchise leader in receptions (967), receiving yards (11,078), receiving touchdowns (160), points scored (1,076), fumble recoveries (32), forced fumbles (20) and tackles (455.5).

25 GREATEST IN 25 SEASONS

The 25 Greatest Players in AFL history, as chosen by the 25th Season Historical Committee, were revealed during the 20012 season and five Storm greats were chosen to commemorate 25 seasons of the Arena Football League.

RANK	PLAYER	POINTS	RANK	PLAYER	POINTS
1	Barry Wagner, WR/DB	366	14	John Corker, OL/DL	126
2	Eddie Brown, OS	334	15	Dwayne Dixon, WR/LB	121
3	Aaron Garcia, QB*	308	16	Kurt Warner, QB	117
4	Jay Gruden, QB	295	17	Bob McMillen, FB/LB	109
5	Hunkie Cooper, WR/LB	282	18	Mark Grieb, QB	104
6	George LaFrance, OS	253	19	Darryl Hammond, WR/LB	100
7	Sherdrick Bonner, QB	242	20	Alvin Rettig, FB/LB	95
8	Clint Dolezel, QB	210	21	Durwood Roquemore, DS	94
9	Sam Hernandez, OL/DL	200	22	Chris Jackson, OS	91
10	Damian Harrell, WR	191	23	Ben Bennett, QB	89
11	Sylvester Bembery, OL/DL	176	24	Clevan Thomas, DB	71
12	Stevie Thomas, WR/LB	159	25	Gary Mullen, WR/DB	62
13	Kenny McEntyre, DB	158			

*Currently active; a player received 25 points for one first-place vote, 24 points for one second-place vote, etc. Other players who received votes were (in alphabetical order): Carl Aikens; Randy Gatewood; Tate Randle; Craig Walls; Herkie Walls

TAMPA BAY STORM ALL TIME RESULTS

YEAR	OVERALL	REGULAR	POSTSEASON	YEAR	OVERALL	REGULAR	POSTSEASON
1987#	4-3	4-2	0-1	2001	10-5	10-4	0-1
1988	6-7	6-6	0-1	2002	7-9	6-8	1-1
1989#	4-2	3-1	1-1	2003*	15-4	12-4	3-0
1990	3-6	3-5	0-1	2004	9-8	9-7	0-1
1991*	10-2	8-2	2-0	2005	10-7	10-6	0-1
1992	10-2	9-1	1-1	2006	7-9	7-9	0-0
1993*	12-3	9-3	3-0	2007	9-8	9-7	0-1
1994	7-6	7-5	0-1	2008	8-8	8-8	0-0
1995*	13-2	10-2	3-0	2010#	13-6	11-5	2-1
1996*	15-2	12-2	3-0	2011	7-11	7-11	0-0
1997	9-7	8-6	1-1	2012	8-10	8-10	0-0
1998#	14-3	12-2	2-1	2013	7-12	7-11	0-1
1999	11-4	11-3	0-1	TOTAL	237-153 (.608)	214-136 (.611)	23-17 (.575)
2000	9-7	8-6	1-1				

* ArenaBowl Champions
ArenaBowl Runner-up

SEASON BY SEASON

1987

HEAD COACH: JOE HAERING
OVERALL RECORD: 4-3 (4-2, 0-1)

6/19	WASHINGTON	W	48-46	12,177
6/26	@ CHICAGO	W	60-23	5,094
7/02	CHICAGO	W	49-14	13,587
7/11	@ DENVER	W	49-32	12,634
7/17	DENVER	L	31-32	14,644
7/23	@ WASHINGTON	L	31-52	10,866

ARENABOWL I

8/01	DENVER	L	16-45	13,232
------	--------	---	-------	--------

1988

HEAD COACH: JOE HAERING
OVERALL RECORD: 6-7 (6-6, 0-1)

4/28	@ DETROIT	W	57-51	16,752
5/07	NEW ENGLAND	W	82-26	8,212
5/16	LOS ANGELES	W	61-43	10,137
5/21	@ LOS ANGELES	L	32-66	6,236
5/27	NEW YORK	W	46-36	7,587
6/02	@ DETROIT	L	25-30	15,046
6/11	@ NEW ENGLAND	W	45-39	2,171
6/20	@ CHICAGO	L	25-46	8,811
6/24	CHICAGO	L	47-54	8,234
7/01	DETROIT	L	9-28	6,115
7/11	@ NEW YORK	W	44-28	7,484
7/16	NEW ENGLAND	L	34-44	7,730

1988 PLAYOFFS

7/22	@ DETROIT	L	25-34	15,135
------	-----------	---	-------	--------

1989

HEAD COACH: JOE HAERING
OVERALL RECORD: 4-2 (3-1, 1-1)

7/14	DENVER	W	28-18	4,373
7/22	VS. CHICAGO*	W	47-38	7,182
7/28	VS. DETROIT*	L	34-61	3,412
8/05	@ MARYLAND	W	50-30	4,512

1989 PLAYOFFS

8/12	VS. DENVER*	W	39-37	5,417
------	-------------	---	-------	-------

ARENABOWL III

8/18	@ DETROIT	L	26-39	19,875
------	-----------	---	-------	--------

*GAME PLAYED AT A NEUTRAL ARENA

1990

HEAD COACH: JOE HAERING
OVERALL RECORD: 3-6 (3-5, 0-1)

6/06	DETROIT	L	35-43	5,837
6/16	@ DALLAS	L	35-40	11,883
6/22	WASHINGTON	W	55-32	5,297
6/29	DENVER	L	45-47	4,869
7/06	@ DENVER	L	29-38	9,414
7/14	ALBANY	W	27-24	4,523
7/21	@ WASHINGTON	W	30-23 (OT)	3,760
7/27	@ DETROIT	L	33-40	15,768

1990 PLAYOFFS

8/06	@ DETROIT	L	30-61	15,874
------	-----------	---	-------	--------

1991

HEAD COACH: FRAN CURCI
OVERALL RECORD: 10-2 (8-2, 2-0)
ARENABOWL V CHAMPIONS

6/01	ORLANDO	L	38-51	10,354
6/08	@ COLUMBUS	W	53-12	3,000
6/15	@ NEW ORLEANS	W	27-17	8,834
6/22	DALLAS	W	56-48	15,017
6/29	ALBANY	W	57-53	13,961
7/08	@ DETROIT	W	38-29	13,410
7/13	DENVER	W	30-13	24,445
7/19	@ DENVER	L	34-51	7,113
7/27	@ ORLANDO	W	26-16	13,680
8/02	NEW ORLEANS	W	62-19	21,692

1991 PLAYOFFS

8/10	DENVER	W	40-13	18,485
------	--------	---	-------	--------

ARENABOWL V

8/17	@ DETROIT	W	48-42	20,357
------	-----------	---	-------	--------

1992

HEAD COACH: LARY KUHARICH
OVERALL RECORD: 10-2 (9-1, 1-1)

5/29	@ ORLANDO	W	39-32	11,312
6/06	NEW ORLEANS	W	64-60	16,123
6/12	@ CHARLOTTE	W	39-37	14,093
6/20	CLEVELAND	W	35-24	20,335
6/27	@ DALLAS	W	49-37	6,238
7/02	ORLANDO	L	33-48	20,091
7/11	@ ARIZONA	W	59-28	15,505
7/18	ALBANY	W	62-42	22,464
7/25	@ NEW ORLEANS	W	53-14	9,021
8/01	CHARLOTTE	W	39-32	21,249

1992 PLAYOFFS

8/08	CINCINNATI	W	41-36	20,231
8/15	@ ORLANDO	L	21-24 (OT)	13,680

1993

HEAD COACH: LARY KUHARICH
OVERALL RECORD: 12-3 (9-3, 3-0)
ARENABOWL VII CHAMPIONS

5/15	CLEVELAND	W	50-14	18,486
5/21	@ ORLANDO	L	34-46	13,680
5/28	@ MIAMI	W	29-22	6,817
6/05	CHARLOTTE	W	52-19	20,532
6/12	@ ARIZONA	W	63-33	15,505
6/19	ORLANDO	L	45-46	28,746
6/26	@ ALBANY	W	36-33	11,679
7/02	CINCINNATI	W	61-51	16,236
7/09	@ CHARLOTTE	L	38-40	6,321
7/17	MIAMI	W	65-46	19,378
7/24	ALBANY	W	48-26	19,438
7/30	@ CLEVELAND	W	50-13	7,123

1993 PLAYOFFS

8/06	ALBANY	W	48-34	21,111
8/14	@ ORLANDO	W	55-52	13,680

ARENABOWL VII

8/21	@ DETROIT	W	51-31	12,989
------	-----------	---	-------	--------

1994

HEAD COACH: LARY KUHARICH
OVERALL RECORD: 7-6 (7-5, 0-1)

5/21	CHARLOTTE	L	39-44	16,150
5/28	@ ALBANY	L	45-71	11,882
6/04	FT. WORTH	W	58-45	14,995
6/11	@ CLEVELAND	W	40-33	4,127
6/25	MIAMI	W	47-32	19,031
7/01	@ ORLANDO	L	40-61	14,015
7/09	MILWAUKEE	W	69-35	20,266
7/18	@ FORT WORTH	W	53-43	3,103
7/23	MASSACHUSETTS	W	51-50	18,007
7/30	@ ARIZONA	L	21-48	15,505
8/06	@ LAS VEGAS	L	58-63	8,941
8/13	ORLANDO	W	40-39	20,819

1994 PLAYOFFS

8/20	@ MASSACHUSETTS	L	51-58	6,858
------	-----------------	---	-------	-------

1995

HEAD COACH: TIM MARCUK
OVERALL RECORD: 13-2 (10-2, 3-0)
ARENABOWL IX CHAMPIONS

5/13	@ MIAMI	W	58-43	6,978
5/27	CHARLOTTE	W	34-16	12,426
6/02	@ LAS VEGAS	W	69-55	4,212
6/10	MIAMI	W	54-7	13,114
6/17	@ ALBANY	L	36-42	11,801
6/24	LAS VEGAS	L	37-38	13,022
7/01	MEMPHIS	W	68-32	14,209
7/08	@ CONNECTICUT	W	38-32	7,521
7/14	@ ORLANDO	W	51-34	15,638
7/21	CONNECTICUT	W	60-32	12,825
7/29	ORLANDO	W	44-20	24,055
8/04	@ MILWAUKEE	W	56-27	16,147

1995 PLAYOFFS

8/12	MEMPHIS	W	53-41	9,082
8/18	ALBANY	W	56-49	11,288

ARENABOWL IX

9/01	ORLANDO	W	48-35	25,087
------	---------	---	-------	--------

1996

HEAD COACH: TIM MARCUK
OVERALL RECORD: 15-2 (12-2, 3-0)
ARENABOWL X CHAMPIONS

4/26	@ ST. LOUIS	W	57-38	6,335
5/11	TEXAS	W	62-27	14,178
5/18	ORLANDO	W	63-42	16,444
5/24	@ MINNESOTA	W	41-16	7,781
6/01	SAN JOSE	W	36-22	14,663
6/08	FLORIDA	W	55-47	14,117
6/15	@ ANAHEIM	W	34-28	14,102
6/22	@ MEMPHIS	W	43-12	3,363
6/29	CHARLOTTE	L	53-66	15,492
7/06	@ FLORIDA	W	39-36	3,663
7/12	ALBANY	W	65-52 (OT)	13,202
7/19	@ ORLANDO	L	39-40	16,236
7/27	ARIZONA	W	69-48	16,211
8/02	@ TEXAS	W	42-30	9,750

1996 PLAYOFFS

8/09	ANAHEIM	W	30-16	13,021
8/16	ARIZONA	W	55-54	13,572

ARENABOWL X

8/26	@ IOWA	W	42-38	11,411
------	--------	---	-------	--------

1997

HEAD COACH: TIM MARCUK
OVERALL RECORD: 9-7 (8-6, 1-1)

5/03	@ ARIZONA	W	42-30	14,653
5/10	FLORIDA	W	38-19	11,222
5/17	ORLANDO	L	17-43	14,179
5/23	@ NASHVILLE	W	42-26	11,875
5/30	MILWAUKEE	L	41-52	9,888
6/07	@ ALBANY	L	31-53	9,384
6/14	NEW JERSEY	L	28-44	11,488
6/21	NEW YORK	W	27-9	11,461
6/27	@ ORLANDO	L	30-54	16,529
7/05	@ TEXAS	W	40-31	4,026
7/12	ANAHEIM	W	68-43	13,542
7/19	IOWA	L	38-61	11,818
7/26	FLORIDA	W	48-22	12,460
8/02	@ SAN JOSE	W	58-34	15,248

1997 PLAYOFFS

8/10	@ NASHVILLE	W	52-49	10,214
8/16	@ ARIZONA	L	46-49 (OT)	15,749

1998

HEAD COACH: TIM MARCUK
OVERALL RECORD: 14-3 (12-2, 2-1)

5/01	@ SAN JOSE	W	45-23	14,028
5/09	NASHVILLE	L	52-54	9,336
5/16	HOUSTON	W	56-25	10,900
5/23	@ FLORIDA	W	44-29	2,062
5/30	@ NEW JERSEY	W	81-42	9,583
6/06	NEW YORK	W	65-33	12,945
6/12	@ ORLANDO	W	42-34	15,948
6/20	ALBANY	W	63-42	10,297
6/27	ORLANDO	W	56-30	14,125
7/02	@ HOUSTON	W	62-46	3,691
7/12	FLORIDA	W	59-18	11,005
7/17	@ NASHVILLE	L	43-49	16,121
7/25	IOWA	W	71-44	14,007
8/01	@ GRAND RAPIDS	W	55-44	10,021

1998 PLAYOFFS

8/08	SAN JOSE	W	65-46	11,001
8/14	NEW JERSEY	W	49-23	10,051

ARENABOWL XII

8/23	ORLANDO	L	31-62	17,222
------	---------	---	-------	--------

1999

HEAD COACH: TIM MARCUK
OVERALL RECORD: 11-4 (11-3, 0-1)

4/24	ALBANY	L	42-49	10,436
4/29	@ MILWAUKEE	W	49-42	13,006
5/15	FLORIDA	W	43-12	9,673
5/22	NASHVILLE	W	41-34	8,689
5/28	@ NASHVILLE	W	43-32	12,080
6/05	@ GRAND RAPIDS	L	44-46	8,679
6/12	@ ORLANDO	W	63-37	15,101
6/19	ARIZONA	L	41-60	10,636
6/25	@ FLORIDA	W	57-35	5,682
7/02	@ BUFFALO	W	59-14	9,442
7/11	ORLANDO	W	47-28	11,777
7/17	NEW JERSEY	W	55-31	11,247
7/24	@ SAN JOSE	W	52-48	14,128
8/02	NEW ENGLAND	W	54-20	12,410

1999 PLAYOFFS

8/07	ORLANDO	L	19-41	10,706
------	---------	---	-------	--------

2000

HEAD COACH: TIM MARCUK
OVERALL RECORD: 9-7 (8-6, 1-1)

4/15	NEW ENGLAND	L	26-41	11,224
4/22	@ FLORIDA	L	30-31	3,010
4/29	@ ALBANY	L	34-67	9,644
5/03	CAROLINA	W	50-29	10,546
5/12	@ ORLANDO	L	43-44	13,342
5/18	NEW JERSEY	W	40-26	8,741
5/25	@ IOWA	L	34-52	9,133
6/04	FLORIDA	W	77-26	12,417
6/17	NASHVILLE	W	40-30	12,645
6/24	@ GRAND RAPIDS	W	74-54	9,177
7/01	ORLANDO	W	50-36	14,047
7/08	MILWAUKEE	L	52-62	13,862
7/14	@ NASHVILLE	W	35-51	13,612
7/21	@ CAROLINA	W	72-69	13,762

2000 PLAYOFFS

7/29	MILWAUKEE	W	72-64	11,377
8/03	@ ORLANDO	L	24-34	13,122

SEASON BY SEASON

2001

HEAD COACH: TIM MARCUM
OVERALL RECORD: 10-5 (10-4, 0-1)

4/14	FLORIDA	W	63-41	10,123
4/21	NASHVILLE	W	45-40	10,530
5/04	@ MILWAUKEE	W	66-47	10,472
5/12	TORONTO	W	70-33	12,654
5/18	@ DETROIT	W	41-14	9,811
5/27	@ GRAND RAPIDS	W	68-41	10,022
6/01	CAROLINA	W	58-51 (OT)	13,942
6/10	@ ORLANDO	L	45-57	13,691
6/15	ARIZONA	L	49-55 (OT)	12,228
6/25	@ FLORIDA	W	67-55	2,065
7/01	ORLANDO	L	38-46	17,634
7/07	VS. HOUSTON	W	70-47	12,681
7/13	@ NASHVILLE	L	38-45	13,441
7/21	NEW JERSEY	W	44-41	19,867

2001 PLAYOFFS

8/05	INDIANA	L	31-68	12,454
------	---------	---	-------	--------

2002

HEAD COACH: TIM MARCUM
OVERALL RECORD: 7-9 (6-8, 1-1)

4/20	TORONTO	L	37-51	12,373
4/27	SAN JOSE	L	54-61	11,344
5/04	@ CAROLINA	L	36-46	9,314
5/10	CHICAGO	W	66-53	9,387
5/17	@ LOS ANGELES	L	24-38	11,961
5/25	CAROLINA	L	45-49	14,856
5/31	@ INDIANA	W	53-52	10,023
6/09	@ ORLANDO	W	48-45	12,855
6/15	NEW JERSEY	L	33-55	15,394
6/22	@ DALLAS	L	56-62 (OT)	13,050
6/29	@ GEORGIA	W	50-40	8,432
7/07	ORLANDO	L	48-55	11,784
7/13	@ DETROIT	W	49-47	7,284
7/20	GEORGIA	W	67-61 (OT)	12,097

2002 PLAYOFFS

7/27	@ LOS ANGELES	W	66-41	9,203
8/03	@ SAN JOSE	L	48-55	13,074

2003

HEAD COACH: TIM MARCUM
OVERALL RECORD: 15-4 (12-4, 3-0)
ARENABOWL XVII CHAMPIONS

1/31	CAROLINA	W	60-20	8,354
2/09	AT ORLANDO	L	51-54	13,521
2/17	@ LAS VEGAS	L	55-61 (OT)	12,521
2/23	@ GRAND RAPIDS	W	58-56	8,031
3/02	DETROIT	W	62-60	15,434
3/08	BUFFALO	W	52-27	15,848
3/16	ORLANDO	W	52-32	15,054
3/23	@ INDIANA	W	41-20	9,457
3/28	ARIZONA	W	68-39	12,209
4/06	GEORGIA	W	58-39	12,374
4/11	@ CAROLINA	W	48-45 (OT)	6,121
4/20	COLORADO	L	45-49	9,404
4/27	@ NEW YORK	W	59-45	9,767
5/04	@ DALLAS	W	67-64	10,368
5/11	SAN JOSE	L	34-47	11,024
5/18	@ GEORGIA	W	42-38	8,066

2003 PLAYOFFS

5/31	DETROIT	W	52-48	12,322
6/07	ORLANDO	W	60-50	14,028

ARENABOWL XVII

6/22	ARIZONA	W	43-29	20,496
------	---------	---	-------	--------

2004

HEAD COACH: TIM MARCUM
OVERALL RECORD: 9-8 (9-7, 0-1)

2/08	ORLANDO	W	52-41	15,404
2/13	GEORGIA	L	62-70	14,104
2/22	@ AUSTIN	L	48-56	12,407
2/29	PHILADELPHIA	W	40-37	16,844
3/07	@ NEW ORLEANS	L	43-55	14,837
3/14	NEW YORK	L	35-40	13,904
3/21	@ CAROLINA	L	43-54	5,212
3/27	@ GEORGIA	W	53-24	10,322
4/04	SAN JOSE	L	55-62	12,204
4/11	@ CHICAGO	L	36-51	11,412
4/18	AUSTIN	W	58-52 (OT)	12,304
4/25	@ COLUMBUS	W	46-36	15,108
5/02	@ ORLANDO	W	63-58	13,714
5/09	LOS ANGELES	W	63-55	12,778
5/23	NEW ORLEANS	W	59-51	17,244
5/30	@ DALLAS	W	59-57	7,836

2004 PLAYOFFS

6/05	@ SAN JOSE	L	52-56	11,130
------	------------	---	-------	--------

2005

HEAD COACH: TIM MARCUM
OVERALL RECORD: 10-7 (10-6, 0-1)

1/30	SAN JOSE	W	63-33	13,005
2/06	AUSTIN	W	62-45	10,104
2/11	@ ORLANDO	L	46-61	14,478
2/25	@ NEW ORLEANS	L	42-48 OT	16,503
3/06	GRAND RAPIDS	W	70-50	16,384
3/13	ARIZONA	W	59-56	16,004
3/20	@ PHILADELPHIA	L	63-69	16,542
3/26	@ LOS ANGELES*	L	28-59	12,819
4/02	GEORGIA*	W	48-38	15,114
4/09	ORLANDO	W	54-42	18,794
4/17	@ AUSTIN	W	54-42	12,581
4/24	@ NASHVILLE	L	21-37	8,026
4/30	NEW ORLEANS	W	47-36	16,501
5/08	@ GEORGIA	L	40-52	10,477
5/15	NEW YORK	W	61-58	18,244
5/22	@ COLUMBUS	W	78-53	12,990

2005 PLAYOFFS

5/29	@ GEORGIA	L	46-62	10,579
------	-----------	---	-------	--------

*GAMES COACHED BY DAVE EWART

2006

HEAD COACH: TIM MARCUM
OVERALL RECORD: 7-9 (7-9, 0-0)

1/29	@ PHILADELPHIA*	L	34-52	14,115
2/3	@ GRAND RAPIDS*	W	51-43	7,714
2/10	GEORGIA*	W	61-60	16,751
2/19	ORLANDO	L	64-67 OT	14,692
2/25	AUSTIN	W	58-48	15,622
3/5	@ KANSAS CITY	W	69-59	15,227
3/12	DALLAS	L	35-64	13,114
3/18	NEW YORK	W	60-44	13,274
3/26	@ GEORGIA	L	51-61	12,032
4/1	UTAH	W	56-41	13,404
4/7	SAN JOSE	L	43-52	14,566
4/15	@ AUSTIN	L	59-60	10,394
4/22	@ ORLANDO	L	13-52	15,920
4/29	KANSAS CITY	W	58-42	17,143
5/6	@ COLUMBUS	L	48-51	14,357
5/13	@ NASHVILLE	L	50-66	9,713

*GAMES COACHED BY DAVE EWART

2007

HEAD COACH: TIM MARCUM
OVERALL RECORD: 9-8 (9-7, 0-1)

3/02	ORLANDO	L	27-52	15,619
3/10	@ DALLAS	L	40-59	13,805
3/17	GEORGIA	L	47-61	13,664
3/23	NEW YORK	L	52-59	13,134
3/31	@ SAN JOSE	L	49-69	13,916
4/07	NEW ORLEANS	W	66-41	16,644
4/14	@ ORLANDO	L	37-61	15,303
4/29	COLUMBUS	W	34-32	15,303
5/06	@ AUSTIN	W	66-45	13,110
5/12	@ LOS ANGELES	W	40-37	12,439
5/18	ARIZONA	W	59-50	16,044
5/26	@ GEORGIA	L	38-52	10,749
6/02	@ NEW ORLEANS	W	61-55	16,821
6/09	PHILADELPHIA	W	69-59	17,654
6/16	@ GRAND RAPIDS	W	69-40	6,115
6/23	AUSTIN	W	55-51	18,244

2007 PLAYOFFS

6/30	COLUMBUS	L	56-55	10,221
------	----------	---	-------	--------

2008

HEAD COACH: TIM MARCUM
OVERALL RECORD: 8-8 (8-8, 0-0)

3/01	@ KANSAS CITY	W	51-49	13,356
3/07	GEORGIA	W	69-48	18,194
3/16	@ NEW ORLEANS	L	55-76	13,011
3/29	@ PHILADELPHIA	L	51-59	16,179
4/05	@ COLUMBUS	L	49-51	14,256
4/13	ARIZONA	L	62-63	16,413
4/18	NEW YORK	L	47-66	17,104
4/26	@ ORLANDO	W	48-41	13,365
5/05	CHICAGO	L	46-51	14,491
5/09	NEW ORLEANS	W	41-37	16,934
5/16	@ GRAND RAPIDS	W	58-50	7,205
5/23	CLEVELAND	W	58-48	15,976
5/31	@ GEORGIA	L	55-56	10,400
6/07	ORLANDO	W	71-61	17,344
6/14	@ SAN JOSE	L	70-73	14,042
6/21	LOS ANGELES	W	72-47	17,891

2010

HEAD COACH: TIM MARCUM
OVERALL RECORD: 13-6 (11-5, 2-1)

4/03	@ TULSA	L	58-69	6,888
4/16	DALLAS	W	54-41	14,122
4/25	@ MILWAUKEE	L	61-72	4,049
5/01	ARIZONA	W	62-61	12,874
5/07	JACKSONVILLE	L	43-46	14,201
5/15	@ BOSSIER-SHREVEPORT	W	48-44	4,784
5/28	@ ORLANDO	W	62-50	10,924
6/05	OKLAHOMA CITY	W	50-48	16,200
6/11	@ ALABAMA	W	61-55	5,994
6/19	@ UTAH	W	65-40	4,925
6/25	BOSSIER-SHREVEPORT	W	78-39	15,808
7/02	CHICAGO	W	68-60	15,704
7/09	@ DALLAS	W	56-34	5,009
7/17	@ JACKSONVILLE	L	47-49	13,011
7/24	ALABAMA	W	53-29	15,685
7/31	ORLANDO	L	60-75	17,302*

2010 PLAYOFFS

8/07	@ TULSA	W	68-36	5,964
8/14	ORLANDO	W	63-62	10,104

ARENABOWL XXIII

8/20	@ SPOKANE	L	57-69	10,775
------	-----------	---	-------	--------

2011

HEAD COACH: DAVE EWART
OVERALL RECORD: 7-11 (7-11, 0-0)

3/11	AT NEW ORLEANS	W	46-40	6,335
3/17	AT UTAH	L	36-72	10,007
3/27	CLEVELAND	L	26-66	7,939
4/1	JACKSONVILLE	L	30-54	10,304
4/15	AT PHILADELPHIA	W	51-48	12,893
4/23	DALLAS	L	61-67	12,226
4/30	AT MILWAUKEE	L	33-50	4,012
5/6	AT ORLANDO	L	61-63	12,897
5/13	KANSAS CITY	W	46-30	11,172
5/20	AT SPOKANE	W	51-42	9,320
6/4	AT GEORGIA	L	49-60	4,023
6/11	PITTSBURGH	W	62-55	11,756
6/17	ORLANDO	W	46-44	11,151
6/25	AT JACKSONVILLE	L	41-66	10,517
7/1	NEW ORLEANS	L	33-64	12,016
7/9	AT TULSA	L	33-70	4,945
7/16	GEORGIA	L	40-58	9,700
7/23	SAN JOSE	W	57-44	10,738

2012

HEAD COACH: DAVE EWART
OVERALL RECORD: 8-10 (8-10, 0-0)

3/10	AT CHICAGO	L	48-70	9,124
3/16	GEORGIA	W	50-47	16,054
3/30	JACKSONVILLE	W	71-69	8,446
4/6	AT NEW ORLEANS	L	47-66	8,667
4/13	CLEVELAND	W	69-48	8,686
4/20	AT PHILADELPHIA	L	48-83	9,371
4/30	KANSAS CITY	W	63-46	7,345
5/5	ORLANDO	W	55-31	8,488
5/12	AT GEORGIA	L	41-44	3,859
5/19	AT CLEVELAND	L	34-53	6,927
5/26	MILWAUKEE	W	63-55	10,406
6/2	AT JACKSONVILLE	L	61-71	11,080
6/15	AT ORLANDO	L	40-64	12,441
6/23	SAN ANTONIO	L	56-77	9,328
6/29	PHILADELPHIA	L	79-83	9,229
7/7	AT PITTSBURGH	W	65-61	4,154
7/14	NEW ORLEANS	W	78-77 (OT)	10,201
7/21	AT SPOKANE	L	53-63	10,750

2013

HEAD COACH: DAVE EWART
OVERALL RECORD: 7-11 (7-11, 0-1)

3/23	JACKSONVILLE	L	55-64	12,222
3/30	CLEVELAND	W	69-47	10,142
4/6	AT UTAH	W	77-65	6,014
4/12	SAN ANTONIO	L	32-56	10,126
4/20	AT ORLANDO	W	53-35	11,989
4/27	AT SPOKANE	W	70-62	9,872
5/4	NEW ORLEANS	W	63-32	10,114
5/11	AT SAN JOSE	L	34-64	8,001
5/18	AT PITTSBURGH	W	62-34	4,625
5/25	PHILADELPHIA	L	55-73	11,805
6/1	AT IOWA	W	65-62	6,568
6/8	ORLANDO	L	48-55	14,041
6/15	AT NEW ORLEANS	L	51-54	4,785
6/22	CHICAGO	L	49-50	11,514
7/6	SPOKANE	L	48-63	9,934
7/13	AT SAN ANTONIO	L	68-42	8,576
7/20	PITTSBURGH	L	48-37	16,118
7/27	AT JACKSONVILLE	L	44-52	10,409

2013 PLAYOFFS

8/3	AT JACKSONVILLE	L	62-69	7,899
-----	-----------------	---	-------	-------

STORM HISTORY

FIVE TIME WORLD CHAMPIONS | '91 '93 '95 '96 '03 

1987 GLADIATORS STATS

DATE	OPPONENT	W/L	SCORE	ATTENDANCE
6/19	Washington	W	48-46	12,117
6/26	@ Chicago	W	60-23	5,094
7/2	Chicago	W	49-14	11,807
7/11	@ Denver	W	49-32	12,634
7/17	Denver	L	32-31	14,644
7/23	@ Washington	L	52-31	10,866

TEAM STATISTICS

	OFF	DEF
FIRST DOWNS	104	70
Rushing	5	7
Passing	84	59
Penalty	14	4
Misc.	1	0
TOTAL NET YARDS	1736	1146
Avg. / Game	289.3	191.0
NET YARDS RUSHING	53	77
Num. of Rushes	36	40
Avg. Per Rush	1.5	1.9
Avg. Per Game	8.8	12.8
NET PASSING YARDS	1683	1069
Net Yards Per Game	280.5	178.2
Passes Attempted	263	197
Passes Completed	154	99
Percent Completed	58.6	50.3
Sacked	20	33
Yards Lost (Pass)	160	181
Had Intercepted	10	13
MISSED FG RETURNS	16	11
Return Yardage	282	107
Avg. Return	17.6	9.7
KICKOFF RETURNS	31	42
Return Yardage	411	593
Avg. Return	12.7	14.1
FUMBLES	17	12
Lost	6	7
3RD DOWN ATTEMPTS	60	56
Successful	23	17
Percent Successful	38.3	30.4
PENALTIES AGAINST	39	35
Penalties For	39	38
Yards Penalized	176	164
FIELD GOALS ATT	21	28
Field Goals Made	12	6
ONE-POINT PATS ATT.	31	23
One-point Made	16	11
TWO-POINT PATS ATT.	6	4
Two-point Made	2	1
SAFETIES	5	3
TOTAL POINTS SCORED	288	199
Avg. Pts. Per Game	48.0	33.2

PASSING LEADERS	COM	ATT	PCT	YARDS	LG	TDS	INTS	SKS-YD
Folmar, Brendan	119	205	58.0	1349	48	21	9	18-101
Hohensee, Mike	32	55	58.2	483	44	7	1	3-15
Russell, Kevin	2	3	66.7	11	6	0	0	0-0
Yagiello, Stan	0	3	0.0	0	0	0	0	1-7

RUSHING LEADERS	ATT	YARDS	AVG	LG	TDS
Federico, Creig	10	21	2.1	8	1
Folmar, Brendan	14	13	0.9	14	2
Hohensee, Mike	3	11	3.7	12	1
Dmitrenko, Scott	3	6	2.0	5	0
Stoops, Mike	1	3	3.0	3	0
McClellan, John	1	2	2.0	2	0
Mitchell, Rickey	2	1	0.5	3	0
Powell, Mike	1	-1	-1.0	-1	0
Yagiello, Stan	2	-3	-1.5	0	0

RECEIVING LEADERS	NO	YARDS	AVG	LG	TDS
Hairston, Russell	67	1126	16.8	48	18
Stoops, Mike	22	232	10.5	34	3
McClennon, John	22	131	6.0	12	1
Rafferty, James	20	170	8.5	16	2
Federico, Creig	12	54	4.5	11	2
Powell, Mike	5	81	16.2	35	2
Russell, Kevin	2	11	5.5	6	0
Mitchell, Rickey	1	21	21.0	21	0
Best, Greg	1	11	11.0	11	0
Miller, George	1	6	6.0	6	0

INTERCEPTIONS	NO	YARDS	LG	TDS
Hairston, Russell	4	50	50	1
Richmond, Rock	4	31	18	1
Rafferty, James	2	4	4	0
McClennon, John	1	5	5	0
Weaver, Tom	1	2	2	0
Stoops, Mike	1	0	0	0

DEFENSE	TKS	ASS	TOT	TKS	SKS	PD	FF	FR	BLK
Richmond, Rock	29	4	31.0	0.0	11	0	0	1	
Walls, Craig	15	8	19.0	13.0	9	2	3	4	
Hairston, Russell	16	3	17.5	0.0	7	0	1	0	
Federico, Creig	12	10	17.0	3.0	7	0	1	0	
Dmitrenko, Scott	13	4	15.0	3.0	1	0	1	0	
Stoops, Mike	11	7	14.5	0.0	5	0	0	0	
McClennon, John	9	7	12.5	0.0	0	0	1	0	
Mitchell, Rickey	10	2	11.0	0.0	2	0	0	0	
Rafferty, James	8	5	10.5	2.0	0	0	0	1	
Weaver, Tom	7	4	9.0	3.0	2	0	0	1	
Adams, Earnest	6	4	8.0	5.0	2	0	1	0	
Best, Greg	6	0	6.0	0.0	0	0	0	0	
Powell, Mike	5	2	6.0	0.0	1	0	1	0	
Yates, Willis	4	2	5.0	6.0	2	0	1	0	
Larsen, Lee	2	1	2.5	0.0	1	0	0	0	

RETURN LEADERS	KO	MFG	TOT	YARDS	AVG	LG	TDS
Mitchell, Rickey	13	11	24	374	15.6	36	0
Rafferty, James	8	22	30	190	6.3	23	0
McClennon, John	3	3	6	80	13.3	21	0
Dmitrenko, Scott	0	1	1	26	26.0	26	0
Stoops, Mike	1	0	1	5	5.0	5	0

1988 GLADIATORS STATS

DATE	OPPONENT	W/L	SCORE	ATTENDANCE
4/28	@ Detroit	W	57-51	16,752
5/7	New England	W	82-26	8,212
5/16	Los Angeles	W	61-42	10,137
5/21	@ Los Angeles	L	32-66	6,236
5/27	New York	W	46-36	7,587
6/2	@ Detroit	L	25-30	15,046
6/11	@ New England	W	45-39	2,171
6/20	@ Chicago	L	25-46	8,811
6/24	Chicago	L	47-54	8,234
7/1	Detroit	L	9-28	6,115
7/11	@ New York	W	44-28	7,484
7/16	New England	L	34-44	7,730

RUSHING LEADERS	ATT	YARDS	AVG	LG	TDS
Powell, Mike	22	48	2.2	13	5
Hohensee, Mike	17	18	1.1	6	2
Federico, Creig	6	13	2.2	5	1
Burmeister, Dan	3	9	3.0	6	0
Moran, Brian	2	3	1.5	2	0
Collins, Fabray	1	2	2.0	2	1
Calip, Brad	1	1	1.0	1	0
Mitchell, Stuart	2	1	0.5	2	0
Folmar, Brendan	7	-5	-0.7	2	1
PIT TOTALS	61	90	1.5	13	10

RECEIVING LEADERS	NO	YARDS	AVG	LG	TDS
Dawkins, Julius	61	921	15.1	40	21
Minor, Rob	26	233	9.0	42	4
Hairston, Russell	5	327	13.1	35	4
Shepas, Rick	20	215	10.8	38	3
Moran, Brian	20	145	7.3	37	3
Turner, Lonnie	17	149	8.8	15	0
Tinsley, Keith	14	159	11.4	38	3
Burmeister, Dan	14	116	8.3	16	2
Powell, Mike	11	67	6.1	10	2
Mitchell, Stuart	10	79	7.9	15	2
Calip, Brad	8	97	12.1	44	3
Federico, Creig	8	28	3.5	6	2
Davis, Kent	5	41	8.2	13	1
Adams, Earnest	5	29	5.8	11	3
Slaton, Tony	4	71	17.8	45	1
Richmond, Rock	2	12	6.0	8	0
Ross, Cornelius	1	9	9.0	9	0
PIT TOTALS	251	2698	10.7	45	54

RETURN LEADERS	KO	MFG	TOT	YARDS	AVG	LG	TDS
Richmond, Rock	17	5	22	351	16.0	46	0
Moran, Brian	14	2	16	301	18.8	25	0
Tinsley, Keith	6	0	6	113	18.8	25	0
Minor, Rob	5	0	5	112	22.4	46	0
Turner, Lonnie	4	1	5	62	12.4	18	0
Ross, Cornelius	2	1	3	49	16.3	18	0
Mitchell, Stuart	2	0	2	40	20.0	26	0
Slaton, Tony	1	0	1	35	35.0	35	0
Dawkins, Julius	1	1	2	21	10.5	20	0
Calip, Brad	1	0	1	10	10.0	10	0
Powell, Mike	0	1	1	9	9.0	9	0
Collins, Fabray	1	0	1	0	0.0	0	0
PIT TOTALS	54	11	65	103	17.0	46	0

DEFENSE	TKL	AST	TOT	SACK	PD	FF	FR	BLK	INT	YDS	TD
Richmond	35	1	35.5	0.0	6	1	0	0	4	25	0
Moran	23	11	28.5	0.0	4	0	2	0	1	0	0
Powell	21	13	27.5	3.0	3	0	2	1	4	113	1
Dawkins	21	6	24.0	0.0	2	0	2	0	3	62	0
Walls	13	17	21.5	12.0	1	2	2	2	0	0	0
Burmeister	20	2	21.0	1.0	2	0	2	1	2	3	0
Federico	19	4	21.0	1.5	1	1	2	0	0	0	0
Mitchell	17	8	21.0	0.0	0	0	1	0	1	0	0
Dmitrenko	16	8	20.0	0.0	1	0	1	0	0	0	0
Hairston	16	4	18.0	0.0	2	0	0	0	1	7	0
Adams	14	4	16.0	5.0	1	2	0	0	0	0	0
Opfar	12	8	16.0	2.5	0	1	2	2	0	0	0
Allen	14	3	15.5	0.0	2	0	2	0	0	0	0
Minor	13	4	15.0	0.0	3	0	2	0	2	0	0
Shepas	11	7	14.5	0.0	0	0	0	0	0	0	0
Turner	9	4	11.0	0.0	2	0	0	0	0	0	0
Collins	9	3	10.5	6.0	2	0	2	0	0	0	0
Ross	8	2	9.0	0.0	0	0	0	0	1	0	0
Tinsley	7	0	7.0	0.0	1	0	1	0	2	6	1
Davis	5	4	7.0	0.0	0	0	0	0	0	0	0
Fricke	4	2	5.0	0.0	0	0	0	0	0	0	0
Ogrin	3	2	4.0	4.0	0	0	1	0	0	0	0
Slaton	3	1	3.5	0.0	0	0	0	0	0	0	0
Walls	2	1	2.5	3.0	0	0	0	0	0	0	0
F											

STORM HISTORY

FIVE TIME WORLD CHAMPIONS | '91 '93 '95 '96 '03

1989 GLADIATORS STATS

DATE	OPPONENT	W/L SCORE	ATTENDANCE
7/14	Denver	W 28-18	4,373
7/22	Chicago	W 47-38	7,182
7/28	Detroit	L 34-61	3,412
8/05	@Maryland	W 50-30	4,512

TEAM STATISTICS	PIT	OPP
SCORING	159	147
Points Per Game	39.8	36.8
FIRST DOWNS	62	43
Rushing	27	11
Passing	4	29
Penalty	4	3
RUSHING YARDAGE	521	91
Yards Gained Rushing	56	192
Yards Lost Rushing	4	1
Rushing Attempts	25	3.9
Average Per Rush	2.1	47.8
Average Per Game	13.0	6
TDs Rushing	6	7
PASSING YARDAGE	872	612
Att-Comp-Int	128-65-6	96-53-6
Average Per Pass	6.8	6.4
Average Per Catch	13.4	11.5
Average Per Game	218.0	153.0
TDs Passing	16	12
TOTAL OFFENSE	924	803
Total Plays	161	155
Average Per Play	5.7	5.2
Average Per Game	23.0	200.8
KICK RETURNS: #-YARDS	15-218	21-377
FG RETURNS: #-YARDS	8-61	11-106
INT RETURNS: #-YARDS	6-59	6-61
KICK RETURN AVERAGE	14.5	18.0
FG RETURN AVERAGE	7.6	9.6
INT RETURN AVERAGE	9.8	10.2
FUMBLES-LOST	6-3	4-4
PENALTIES-YARDS	21-78	25-106
Average Per Game	19.5	26.5
TIME OF POSSESSION/GAME	17:16	12:46
3RD-DOWN CONVERSIONS	13/36	7/28
3rd-Down Pct	36%	25%
4TH-DOWN CONVERSIONS	0/0	0/0
4th-Down Pct	0%	0%
SACKS BY-YARDS	10-56	8-64
MISC YARDS	0	0
TOUCHDOWNS SCORED	22	22
FIELD GOALS-ATTEMPTS	4-16	1-14
PAT-ATTEMPTS	11-21	10-21
2-pt PAT-ATTEMPTS	0-0	0-1
ATTENDANCE	11555	4512
Games/Avg-Game	3/3852	1/4512

SCORE BY QTR.	1ST	2ND	3RD	4TH	TOTAL
Pittsburgh Gladiators	26	57	50	26	159
Opponents	28	47	33	39	147

RUSHING	GP	ATT	GAIN	LOSS	NET	AVG	TD	LONG	AVG/G
Powell, Mike	4	8	26	0	26	3.2	2	7	6.5
Anderson, Aric	4	7	12	0	12	1.7	2	3	3.0
Totten, Willie	4	9	15	4	11	1.2	2	3	2.8
Gardner, Brian	4	1	3	0	3	3.0	0	3	0.8
TOTAL	4	25	56	4	52	2.1	6	7	13.0
OPPONENTS	4	49	192	1	191	3.9	7	23	47.8

PASSING	GP	RATING	ATT-CMP-INT	PCT	YDS	TD	LNG	AVG/G
Totten	4	75.80	117-57-6	48.7	750	13	45	187.5
Barretta	1	154.36	11-8-0	72.7	161	3	35	161.0
TEAM	3	39.58	0-0-0	0.0	-39	0	0	-13.0
TOTAL	4	84.51	128-65-6	50.8	872	16	45	218.0
OPPONENTS	4	79.86	96-53-6	55.2	612	12	46	153.0

FIELD GOALS	M-A	PCT	01-19	20-29	30-39	40-49	50-59	LG	BLK
Fricke, Rusty	4-16	25.0	1-1	1-3	1-4	1-3	0-5	43	0

RECEIVING	GP	NO.	YDS	AVG	TD	LONG	AVG/G
Monroe, Thomas	4	24	332	13.8	5	33	83.0
Williams, Alvin	4	12	235	19.6	5	45	58.8
Gardner, Brian	4	10	139	13.9	3	35	34.8
Ross, Cornelius	4	9	118	13.1	1	37	29.5
Powell, Mike	4	7	66	9.4	0	30	16.5
Anderson, ARIC	4	1	12	12.0	1	12	3.0
Ross, Alvin	4	1	5	5.0	0	5	1.2
Collins, Fabray	4	1	4	4.0	1	4	1.0
TOTAL	4	65	911	14.0	16	45	227.8
OPPONENTS	4	53	661	12.5	12	46	165.2

RETURN LEADERS	KO	MFG	TOT	YARDS	AVG	LG	TDS
Richmond, Rock	17	5	22	351	16.0	46	0
Moran, Brian	14	2	16	301	18.8	25	0
Tinsley, Keith	6	0	6	113	18.8	25	0
Minor, Rob	5	0	5	112	22.4	46	0
Turner, Lonnie	4	1	5	62	12.4	18	0
Ross, Cornelius	2	1	3	49	16.3	18	0
Mitchell, Stuart	2	0	2	40	20.0	26	0
Slaton, Tony	1	0	1	35	35.0	35	0
Dawkins, Julius	1	1	2	21	10.5	20	0
Calip, Brad	1	0	1	10	10.0	10	0
Powell, Mike	0	1	1	9	9.0	9	0
Collins, Fabray	1	0	1	0	0.0	0	0
PIT TOTALS	54	11	65	1103	17.0	46	0

DEFENSE	GP	SOLO	AST	TT	TFL/YD	NO-YDS	INT-YDS	BRUP	QBH	RCV-YDS	FF	KICK	SAF
Ross	4	29	2	30.0	0	2-42	3	0	0	0	1	0	0
Williams	4	11	4	13.0	0	2-0	0	0	0	0	0	0	0
Heath	3	11	4	13.0	0	1-12	1	0	0	0	0	0	0
Powell	4	9	8	13.0	0	1-0-3	1-5	2	0	1-0	0	0	0
Anderson	4	9	7	12.5	0	1-0-6	0	0	0	0	1	0	0
Collins	4	11	2	12.0	0	2-0-6	0	0	0	0	0	0	0
Fletcher	4	8	3	9.5	0	3-0-15	0	0	0	1-0	0	1	1
Ross	4	5	2	6.0	0	0	0	1	0	1-0	0	1	0
Monroe	4	3	2	4.0	0	0	0	0	0	0	0	0	0
Garner	3	3	0	3.0	0	0	0	0	0	1-0	0	0	0
Gardner	4	1	2	2.0	0	0	0	0	0	0	0	0	0
Team	3	1	1	1.5	0	5-0-27	0	0	0	0	0	0	0
Fricke	4	1	0	1.0	0	0	0	0	0	0	0	0	0
Thompson	1	1	0	1.0	0	0	0	0	0	0	0	0	0
Johnson	1	0	1	0.5	0	0	0	0	0	0	0	0	0
TOTAL	4	103	38	122.0	0	10-56	6-59	7	0	4-0	2	2	1
OPPONENT	4	88	32	104.0	0	8-64	6-61	14	0	3-0	3	0	1

SCORING	TD	FGS	KICK	RUSH	RCV	PASS	2PT	SAF	POINTS
Monroe, Thomas	5	0-0	0-0	0-0	0	0-0	0	0	30
Williams, Alvin	5	0-0	0-0	0-0	0	0-0	0	0	30
Fricke, Rusty	0	4-16	1-21	0-0	0	0-0	0	0	23
Anderson, Aric	3	0-0	0-0	0-0	0	0-0	0	0	18
Gardner, Brian	3	0-0	0-0	0-0	0	0-0	0	0	18
Totten, Willie	2	0-0	0-0	1-1	0	0-0	0	0	14
Powell, Mike	2	0-0	0-0	0-0	0	0-0	0	0	12
Ross, Cornelius	1	0-0	0-0	0-0	0	0-0	0	0	6
Collins, Fabray	1	0-0	0-0	0-0	0	0-0	0	0	6
Fletcher, Cecil	0	0-0	0-0	0-0	0	0-0	0	1	2
TOTAL	22	4-16	11-21	1-1	0	0-0	0	0	159
OPPONENTS	22	1-14	10-21	0-0	0	0-1	0	1	147

1990 GLADIATORS STATS

DATE	OPPONENT	W/L	SCORE	ATTENDANCE
6/6	DETROIT	L	35-40	5,837
6/16	at Dallas	L	35-40	11,883
6/22	WASHINGTON	W	55-32	5,297
6/29	DENVER	L	45-47	4,869
7/6	at Denver	L	29-38	9,414
7/14	ALBANY	W	27-24	4,523
7/21	at Washington	W	30-23 OT	3,760
7/27	at Detroit	L	33-40	15,768

TEAM STATISTICS	PIT	OPP
SCORING	289	287
Points Per Game	36.1	35.9
FIRST DOWNS	104	123
Rushing	12	36
Passing	75	72
Penalty	17	15
RUSHING YARDAGE	162	403
Yards Gained Rushing	162	403
Yards Lost Rushing	0	0
Rushing Attempts	59	120
Average Per Rush	2.7	3.4
Average Per Game	20.2	50.4
TDs Rushing	11	11
PASSING YARDAGE	1624	1551
Att-Comp-Int	263-145-15	258-128-12
Average Per Pass	6.2	6.0
Average Per Catch	11.2	12.1
Average Per Game	203.0	193.9
TDs Passing	25	21
TOTAL OFFENSE	1786	1954
Total Plays	336	393
Average Per Play	5.3	5.0
Average Per Game	223.2	244.2
KICK RETURNS: #-YARDS	42-717	34-521
FG RETURNS: #-YARDS	14-219	14-161
INT RETURNS: #-YARDS	12-135	15-142
KICK RETURN AVERAGE	17.1	15.3
FG RETURN AVERAGE	15.6	11.5
INT RETURN AVERAGE	11.2	9.5
FUMBLES-LOST	22-11	22-5
PENALTIES-YARDS	56-263	73-354
Average Per Game	32.9	44.2
TIME OF POSSESSION/GAME	28:15	32:32
3RD-DOWN CONVERSIONS	27/66	29/69
3rd-Down Pct	41%	42%
4TH-DOWN CONVERSIONS	0/0	0/0
4th-Down Pct	0%	0%
SACKS BY-YARDS	15-100	14-90
MISC YARDS	46	8
TOUCHDOWNS SCORED	39	36
FIELD GOALS-ATTEMPTS	6-29	14-37
PAT-ATTEMPTS	21-29	25-34
2-pt PAT-ATTEMPTS	0-0	0-0
ATTENDANCE	20526	40825
Games/Avg Per Game	4/5132	4/10206

SCORE BY QTR.	1ST	2ND	3RD	4TH	OT	TOTAL
Pittsburgh Gladiators	57	101	52	72	7	289
Opponents	72	78	75	62	0	287

RUSHING	GP	ATT	GAIN	LOSS	NET	AVG	TD	LONG	AVG/G
Anderson, Aric	7	24	78	0	78	3.2	4	15	11.1
Smith, David	5	16	62	0	62	3.9	2	23	12.4
Barretta, Larry	7	9	20	0	20	2.2	2	6	2.9
Smalls, Fred	1	2	6	0	6	3.0			

STORM HISTORY

FIVE TIME WORLD CHAMPIONS | '91 '93 '95 '96 '03 

1991 STORM STATS

DATE	OPPONENT	W/L	SCORE	ATTENDANCE
6/01	Orlando	L	38-51	10,354
6/08	@ Columbus	W	53-12	3,000
6/15	@ New Orleans	W	27-17	8,834
6/22	Dallas	W	56-48	15,017
6/29	Albany	W	57-53	13,961
7/08	@ Detroit	W	38-29	13,410
7/13	Denver	W	30-13	24,445
7/19	@ Denver	L	34-51	7,113
7/27	Orlando	W	26-16	13,680
8/02	New Orleans	W	62-19	21,692

TEAM STATISTICS	TAM	OPP
SCORING	421	309
Points Per Game	42.1	30.9
FIRST DOWNS	147	128
Rushing	34	30
Passing	92	81
Penalty	21	17
RUSHING YARDAGE	612	361
Yards Gained Rushing	612	386
Yards Lost Rushing	0	25
Rushing Attempts	164	134
Average Per Rush	3.7	2.7
Average Per Game	61.2	36.1
TDs Rushing	20	15
PASSING YARDAGE	1773	1640
Att-Comp-Int	250-155-14	326-159-6
Average Per Pass	7.0	5.0
Average Per Catch	11.4	10.3
Average Per Game	177.3	164.0
TDs Passing	34	26
TOTAL OFFENSE	2385	2001
Total Plays	431	476
Average Per Play	5.5	4.2
Average Per Game	238.5	200.1
KICK RETURNS: #-YARDS	41-768	53-887
FG RETURNS: #-YARDS	14-301	13-162
INT RETURNS: #-YARDS	6-92	14-95
KICK RETURN AVERAGE	18.7	16.7
FG RETURN AVERAGE	21.5	12.5
INT RETURN AVERAGE	15.3	6.8
FUMBLES-LOST	10-6	23-15
PENALTIES-YARDS	63-267	66-220
Average Per Game	26.7	22.0
TIME OF POSSESSION/GAME	27:04	32:02
3RD-DOWN CONVERSIONS	23/68	32/100
3rd-Down Pct	34%	32%
4TH-DOWN CONVERSIONS	0/0	0/0
4th-Down Pct	0%	0%
SACKS BY-YARDS	16-94	17-120
MISC YARDS	16	29
TOUCHDOWNS SCORED	59	43
FIELD GOALS-ATTEMPTS	7-27	8-41
PAT-ATTEMPTS	40-58	25-36
2-pt PAT-ATTEMPTS	0-0	0-0
ATTENDANCE	85469	43037
Games/Avg Per Game	5/17094	5/8607

SCORE BY QTR.	1ST	2ND	3RD	4TH	OT	TOTAL
Tampa Bay Storm	101	107	98	115	-	421
Opponents	61	84	90	74	-	309

RUSHING	GP	ATT	GAIN	LOSS	NET	AVG	TD	LONG	AVG/G
Bradford, Lynn	8	61	261	0	261	4.3	7	43	32.6
Wright, Bo	6	38	139	0	139	3.7	5	13	23.2
Bowden, Andre	10	31	109	0	109	3.5	2	21	10.9
Gruden, Jay	9	17	55	0	55	3.2	2	18	6.1
Calip, Brad	10	5	24	0	24	4.8	0	15	2.4
Ferguson, Chip	8	7	9	0	9	1.3	0	3	1.1
Perkins, Tracey	9	3	8	0	8	2.7	1	6	0.9
Willis, Darren	7	2	7	0	7	3.5	0	4	1.0
TEAM	10	164	612	0	612	3.7	20	43	61.2
OPPONENTS	10	134	386	25	361	2.7	15	37	36.1

FIELD GOALS	M-A	PCT	01-19	20-29	30-39	40-49	50-99	LG	BLK
Hickert, Paul	7-27	25.9	1-1	3-5	1-4	1-9	1-8	52	1
TEAM	7-27	25.9	1-1	3-5	1-4	1-9	1-8	52	1
OPPONENTS	8-41	19.5	1-1	2-4	1-4	4-9	0-23	46	3

PASSING	GP	RATING	ATT-CMP-INT	PCT	YDS	TD	LNG	AVG/G
Gruden, Jay	9	96.39	199-127-11	63.8	1504	26	43	167.1
Ferguson, Chip	8	87.42	50-27-3	54.0	364	7	37	45.5
Darnell, John	1	158.33	1-1-0	100	25	1	25	25.0
TEAM	10	93.97	250-155-14	62.0	1773	34	43	177.3
OPPONENTS	10	75.96	326-159-6	48.8	1640	26	40	164.0

RECEIVING	GP	NO.	YDS	AVG	TD	LONG	AVG/G
Perkins, Tracey	9	28	241	8.6	3	27	26.8
Zeno, Marc	8	24	259	10.8	6	43	32.4
Calip, Brad	10	22	238	10.8	5	27	23.8
Howard, Anthony	5	20	306	15.3	4	37	61.2
Thomas, Stevie	6	17	305	17.9	8	36	50.8
Mayes, Jeff	9	17	220	12.9	3	40	24.4
Willis, Darren	7	7	90	12.9	2	41	12.9
Wright, Bo	6	6	85	14.2	1	28	14.2
Monroe, Thomas	4	5	54	10.8	1	13	13.5
Bradford, Lynn	8	4	23	5.8	0	22	2.9
Bowden, Andre	10	2	36	18.0	0	28	3.6
Hickert, Paul	10	1	25	25.0	1	25	2.5
Young, Tony	1	1	11	11.0	0	11	11.0
Gizzi, Tom	8	1	0	0.0	0	0	0.0
TEAM	10	155	1893	12.2	34	43	189.3
OPPONENTS	10	159	1734	10.9	26	40	173.4

KICK RETURNS	NO	YDS	AVG	TD	LONG
Calip, Brad	19	399	21.0	0	46
Crawford, Rawla	14	238	17.0	0	31
Willis, Darren	4	90	22.5	0	28
Howard, Anthony	2	22	11.0	0	13
Thomas, Stevie	1	16	16.0	0	16
Perkins, Tracey	1	3	3.0	0	3
TEAM	41	768	18.7	0	46
OPPONENTS	53	887	16.7	0	36

FUMBLE RET	NO	YDS	AVG	TD	LONG
Mayes, Jeff	1	16	16.0	0	16
Zeno, Marc	0	0	0.0	1	0
TEAM	1	16	16.0	1	16
OPPONENTS	2	29	14.5	1	12

INTERCEPTIONS	NO	YDS	AVG	TD	LONG
Crawford, Rawla	2	2	1.0	0	2
Guidry, Kevin	1	0	0.0	0	0
Mayes, Jeff	1	0	0.0	0	0
Monroe, Thomas	1	44	44.0	1	44
Willis, Darren	1	46	46.0	1	46
TEAM	6	92	15.3	2	46
OPPONENTS	14	95	6.8	1	29

FG RETURNS	NO	YDS	AVG	TD	LONG
Calip, Brad	8	208	26.0	1	50
Crawford, Rawla	4	40	10.0	0	21
Willis, Darren	2	53	26.5	1	52
TEAM	14	301	21.5	2	52
OPPONENTS	13	162	12.5	0	26

SCORING	TD	FGS	KICK	RUSH	RCV	PASS	2PT	SAF	PTS
Hickert, Paul	1	7-27	40-58	0-0	0-0	0-0	0	0	67
Thomas, Stevie	8	0-0	0-0	0-0	0-0	0-0	0	0	48
Bradford, Lynn	7	0-0	0-0	0-0	0-0	0-0	0	0	42
Zeno, Marc	7	0-0	0-0	0-0	0-0	0-0	0	0	42
Wright, Bo	6	0-0	0-0	0-0	0-0	0-0	0	0	36
Calip, Brad	6	0-0	0-0	0-0	0-0	0-0	0	0	36
Bowd, Andre	5	0-0	0-0	0-0	0-0	0-0	0	0	30
Howard, Anthon	4	0-0	0-0	0-0	0-0	0-0	0	0	26
Willis, Darren	4	0-0	0-0	0-0	0-0	0-0	0	0	24
Perkins, Tracey	4	0-0	0-0	0-0	0-0	0-0	0	0	24
Mayes, Jeff	3	0-0	0-0	0-0	0-0	0-0	0	0	18
Monroe, Thomas	2	0-0	0-0	0-0	0-0	0-0	0	0	12
Gruden, Jay	2	0-0	0-0	0-0	1-1	0-0	0	0	12
Tarabella, Dan	0	0-0	0-0	0-0	0-0	0-0	0	0	2
Sperduto, Pat	0	0-0	0-0	0-0	0-0	0-0	0	0	2
TEAM	59	7-27	40-58	0-0	1-1	0-0	2	0	421
OPPONENTS	43	8-41	25-36	0-1	0-6	0-1	3	0	309

2-PT. CONVERSIONS: TB 1-1, OPPONENTS 0-7; Howard
SACKS: TB 16.0, OPPONENTS 17.0; Tarabella 3.0, Bradford 2.0, Gizzi 2.0, Wright 2.0, Watts 2.0, Sperduto 2.0, Bennett 1.0, Bowden 1.0, Browner 1.0

1992 STORM STATS

DATE	OPPONENT	W/L	SCORE	ATTENDANCE
5/29	@ Orlando	W	39-32	11,312
6/06	New Orleans	W	64-60	16,123
6/12	@ Charlotte	W	39-37	14,093
6/20	Cleveland	W	35-24	20,335
6/27	@ Dallas	W	49-37	6,238
7/02	Orlando	L	33-48	20,091
7/11	@ Arizona	W	59-28	15,505
7/18	Albany	W	62-42	22,464
7/25	@ New Orleans	W	53-14	9,021
8/01	Charlotte	W	39-32	21,249

TEAM STATISTICS	TAM	OPP
SCORING	472	354
Points Per Game	47.2	35.4
FIRST DOWNS	166	153
Rushing	18	18
Passing	121	107
Penalty	27	28
RUSHING YARDAGE	327	285
Yards Gained Rushing	337	285
Yards Lost Rushing	10	24
Rushing Attempts	109	107
Average Per Rush	3.0	2.4
Average Per Game	32.7	26.1
TDs Rushing	10	12
PASSING YARDAGE	2470	2037
Att-Comp-Int	308-190-15	350-164-18
Average Per Pass	8.0	5.8
Average Per Catch	13.0	12.4
Average Per Game	247.0	203.7
TDs Passing	50	30
TOTAL OFFENSE	2797	2298
Total Plays	435	480
Average Per Play	6.4	4.8
Average Per Game	279.7	229.8
KICK RETURNS: #-YARDS	40-755	54-710
FG RETURNS: #-YARDS	12-204	13-176
INT RETURNS: #-YARDS	18-118	15-119
KICK RETURN AVERAGE	18.9	13.1
FG RETURN AVERAGE	17.0	13.5
INT RETURN AVERAGE	6.6	7.9
FUMBLES-LOST	8-3	12-8
PENALTIES-YARDS	95-472	

STORM HISTORY

FIVE TIME WORLD CHAMPIONS | '91 '93 '95 '96 '03

1993 STORM STATS

DATE	OPPONENT	W/L	SCORE	ATTENDANCE
5/15	Cleveland	L	50-14	18,486
5/21	@ Orlando	W	34-46	13,680
5/31	@ Miami	W	29-22	6,817
6/07	Charlotte	W	52-19	20,532
6/12	@ Arizona	W	63-33	15,505
6/19	Orlando	W	45-46	28,746
6/26	@ Albany	W	36-33	11,679
7/03	Cincinnati	W	61-51	16,236
7/09	Charlotte	L	38-40	6,321
7/17	Miami	W	65-46	19,378
7/24	Albany	W	48-26	19,438
7/30	@ Cleveland	W	50-13	7,123

TEAM STATISTICS	TAM	OPP
SCORING	571	389
Points Per Game	47.6	32.4
FIRST DOWNS	187	176
Rushing	47	25
Passing	124	110
Penalty	16	41
RUSHING YARDAGE	547	291
Yards Gained Rushing	550	309
Yards Lost Rushing	3	18
Rushing Attempts	162	112
Average Per Rush	3.4	2.6
Average Per Game	45.6	24.2
TDs Rushing	23	11
PASSING YARDAGE	2563	2153
Att-Comp-Int	347-205-20	440-198-21
Average Per Pass	7.4	4.9
Average Per Catch	12.5	10.9
Average Per Game	213.6	179.4
TDs Passing	44	35
TOTAL OFFENSE	3110	2444
Total Plays	529	578
Average Per Play	5.9	4.2
Average Per Game	259.2	203.7
KICK RETURNS: #-YARDS	52-965	45-1025
FG RETURNS: #-YARDS	26-351	12-192
INT RETURNS: #-YARDS	21-327	20-163
KICK RETURN AVERAGE	18.6	18.6
FG RETURN AVERAGE	13.5	16.0
INT RETURN AVERAGE	15.6	8.1
FUMBLES-LOST	21-12	20-11
PENALTIES-YARDS	124-596	95-389
Average Per Game	49.7	32.4
TIME OF POSSESSION/GAME	29:11	30:49
3RD-DOWN CONVERSIONS	34/86	22/101
3rd-Down Pct	40%	22%
4TH-DOWN CONVERSIONS	2/4	1/5
4th-Down Pct	50%	20%
SACKS BY-YARDS	26-145	20-131
MISC YARDS	30	35
TOUCHDOWNS SCORED	78	52
FIELD GOALS-ATTEMPTS	10-29	13-49
PAT-ATTEMPTS	63-73	32-41
2-pt PAT-ATTEMPTS	0-0	0-0
ATTENDANCE	122816	61125
Games/Avg Per Game	6/20469	6/10188

SCORE BY QTR.	1ST	2ND	3RD	4TH	OT	TOTAL
Tampa Bay Storm	139	180	91	161	-	571
Opponents	83	132	101	73	-	389

RUSHING	GP	ATT	GAIN	LOSS	NET	AVG	TD	LONG	AVG/G
Bowden, Andre	12	81	308	0	308	3.8	15	14	25.7
Smith, David	9	30	117	0	117	3.9	3	23	13.0
Barley, Les	7	22	73	0	73	3.3	2	10	10.4
Grudden, Jay	11	15	18	3	15	1.0	1	12	1.4
Brown, Eddie	12	5	13	0	13	2.6	1	4	1.1
Karg, Terry	3	4	9	0	9	2.2	0	3	3.0
Johnson, Lee	4	1	5	0	5	5.0	0	5	1.2
Willis, Darren	4	1	4	0	4	4.0	0	4	1.0
Byrd, Bobby	12	2	0	2	1.0	1.0	2	0.2	
Woods, Jerry	5	1	1	0	1	1.0	0	1	0.2
TEAM	12	162	550	3	547	3.4	23	23	45.6
OPPONENTS	12	112	309	18	291	2.6	11	15	24.2

FIELD GOALS	M-A	PCT	01-19	20-29	30-39	40-49	50-99	LG	BLK
Czyzewski, Arde	10-29	34.5	0-0	0-1	6-8	4-10	0-10	44	1
TEAM	10-29	34.5	0-0	0-1	6-8	4-10	0-10	44	1

PASSING	GP	RATING	ATT-CMP-INT	PCT	YDS	TD	LONG	AVG/G
Grudden, Jay	11	99.92	312-187-14	59.9	2526	41	45	229.6
Karg, Terry	3	38.80	32-16-5	50.0	146	2	18	48.7
Bowden, Andr	12	158.3	31-1-0	100	17	1	17	1.4
Czyzewski, A.	12	0.00	1-0-1	0.0	0	0	0	0.0
Jordan, Terry	1	87.50	1-1-0	100	5	0	5	5.0
Czyzewski, A.	10	39.58	0-0-0	0.0	-131	0	-13.1	
TEAM	12	89.78	347-205-20	59.1	2563	44	45	213.6
OPPONENTS	12	59.97	440-198-21	45.0	2153	35	45	179.4

RECEIVING	GP	NO.	YDS	AVG	TD	LONG	AVG/G
Thomas, Stevie	12	56	972	17.4	23	45	81.0
Byrd, Bobby	12	41	509	12.5	5	34	42.4
Brown, Eddie	12	33	310	9.4	1	30	25.8
Mayes, Jeff	11	23	302	13.1	5	25	27.5
Willis, Darren	4	8	76	9.5	1	20	19.0
Field, Amod	3	7	122	17.4	2	36	40.7
Jarvis, Ralph	6	7	99	14.1	1	22	16.5
Bowden, Tracey	12	7	72	10.3	1	33	6.0
Perkins, Andrew	12	7	61	8.7	1	20	5.1
Browner, Keith	9	4	38	9.5	1	16	4.2
March, Joe	6	3	40	13.3	1	23	6.7
Woods, Jerry	5	3	36	12.0	0	17	7.2
Howard, Anthony	3	3	31	10.3	2	16	10.3
Barley, Les	7	2	8	4.0	0	8	1.1
Smith, David	9	1	18	18.0	0	18	2.0
TEAM	12	205	2694	13.1	44	45	224.5
OPPONENTS	12	198	2307	11.7	35	45	192.2

KICK RETURNS	NO	YDS	AVG	TD	LONG
Thomas, Stevie	28	477	17.0	0	28
Brown, Eddie	14	323	23.1	1	56
Willis, Darren	4	71	17.8	0	25
Byrd, Bobby	3	37	12.3	0	18
Mayes, Jeff	1	21	21.0	0	21
Thomas, Carl	2	20	20.0	0	20
Woods, Jerry	1	16	16.0	0	16
TEAM	52	965	18.6	1	56
OPPONENTS	55	1025	18.6	2	55

FUMBLE RET	NO	YDS	AVG	TD	LONG
Woods, Jerry	1	0	0.0	0	0
Dowden, Corey	1	4	4.0	1	4
Bowden, Andre	1	22	22.0	1	22
Barley, Les	0	4	0.0	1	4
Field, Amod	0	0	0.0	0	0
TEAM	3	30	10.0	4	22
OPPONENTS	4	35	8.8	2	35

INTERCEPTIONS	NO	YDS	AVG	TD	LONG
Dowden, Corey	6	113	18.8	2	45
Perkins, Tracey	5	74	14.8	1	49
Byrd, Bobby	2	26	13.0	1	26
Brown, Eddie	2	12	6.0	0	12
Willis, Darren	2	16	8.0	0	16
Crawford, Rawla	1	2	2.0	0	2
March, Joe	1	4	4.0	1	4
Mayes, Jeff	1	48	48.0	1	48
Woods, Jerry	1	32	32.0	0	32
TEAM	21	327	15.6	6	49
OPPONENTS	20	163	8.1	2	33

FG RETURNS	NO	YDS	AVG	TD	LONG
Brown, Eddie	13	164	12.6	0	27
Thomas, Stevie	9	142	15.8	0	37
Willis, Darren	1	13	13.0	0	13
Thomas, Carl	1	8	8.0	0	8
Byrd, Bobby	1	19	19.0	0	19
Perkins, Tracey	1	5	5.0	0	5
TEAM	26	351	13.5	0	37
OPPONENTS	12	192	16.0	0	30

SCORING	TD	FGS	KICK	RUSH	RCV	PASS	2PT	SAF	PTS
Thomas, Stevie	23	0-0	0-0	1	0-0	0	0	140	
Bowden, Andre	17	0-0	0-0	0	0-0	0	0	102	
Czyzewski, Arde	0	10-29	63-73	0-0	0-0	0	0	93	
Byrd, Bobby	7	0-0	0-0	0	0-0	0	0	42	
Mayes, Jeff	6	0-0	0-0	0	0-0	0	0	36	
Field, Amod	3	0-0	0-0	0	0-0	0	0	18	
Dowden, Corey	3	0-0	0-0	0	0-0	0	0	18	
Brown, Eddie	3	0-0	0-0	0	0-0	0	0	18	
Smith, David	3	0-0	0-0	0	0-0	0	0	18	
Barley, Les	3	0-0	0-0	0	0-0	0	0	18	
March, Joe	2	0-0	0-0	0	0-0	0	0	14	
Perkins, Tracey	2	0-0	0-0	0	0-0	0	0	12	
Howard, Anthony	2	0-0	0-0	0	0-0	0	0	12	
Willis, Darren	1	0-0	0-0	0	0-0	0	0	8	
Browner, Keith	1	0-0	0-0	0	0-0	0	0	6	
Grudden, Jay	1	0-0	0-0	0	2-5	0	0	6	
Jarvis, Ralph	1	0-0	0-0	0	0	0	0	6	
Wise, Deatrich	0	0-0	0-0	0	0	0	0	1	
TEAM	78	10-29	63-73	0	2-5	0	3	571	
OPPONENTS	52	13-29	32-41	2-4	0-7	0	1	389	

2-PT. CONVERSIONS: TB 2-5, OPPONENTS 0-7; Thomas, Willis
SACKS: TB 27.0, OPPONENTS 20.0; Wise 6.5, Bowden 6.0, Browner 5.5,
March 2.0, Barley 1.0, Dahlke 1.0, Johnson 1.0, Kenney 1.0, Mayes 1.0,
Smith 1.0, Sperduto 1.0

1994 STORM STATS

DATE	OPPONENT	W/L	SCORE	ATTENDANCE
3/21	Charlotte	L	39-44	16150
3/28	@ Albany	L	45-71	11882
6/03	Fort Worth	W	58-45	14995
6/11	@ Cleveland	W	40-33	4127
6/15	Miami	W	47-32	19031
7/01	@ Orlando	L	40-61	14015
7/09	Milwaukee	W	69-35	20266
7/18	@ Fort Worth	W	53-43	3103
7/23	Massachusetts	W	51-50	18007
7/30	@ Arizona	L	21-48	15505
8/6	@ Las Vegas	L	58-63	8941
8/13	Orlando	W	40-39	20819

TEAM STATISTICS	TAM	OPP
SCORING	561	564
Points Per Game	46.8	47.0
FIRST DOWNS	201	181
Rushing	36	30
Passing	137	118
Penalty	28	33
RUSHING YARDAGE	547	452
Yards Gained Rushing	560	469
Yards Lost Rushing	17	17
Rushing Attempts	163	123
Average Per Rush	3.4	3.7
Average Per Game	45.6	37.7
TDs Rushing	23	17
PASSING YARDAGE	2534	2738
Att-Comp-Int	348-215-12	401-224-15
Average Per		

STORM HISTORY

FIVE TIME WORLD CHAMPIONS | '91 '93 '95 '96 '03

1995 STORM STATS

DATE	OPPONENT	W/L	SCORE	ATTENDANCE
5/13	@ Miami	W	58-43	6,978
5/27	Charlotte	W	34-16	12,426
6/02	@ Las Vegas	W	69-55	4,212
6/08	Miami	W	54-7	13,114
6/17	@ Albany	L	36-42	11,801
6/24	Las Vegas	L	37-38	13,022
7/01	Memphis	W	68-32	14,209
7/08	@ Connecticut	W	38-32	7,521
7/14	@ Orlando	W	51-34	15,638
7/21	Connecticut	W	60-32	12,825
7/29	Orlando	W	44-20	24,055
8/04	@ Milwaukee	W	56-27	16,147

TEAM STATISTICS

SCORING	TAM	OPP
605	378	605
Points Per Game	50.4	31.5
FIRST DOWNS	190	162
Rushing	37	22
Passing	136	107
Penalty	17	33
RUSHING YARDAGE	466	273
Yards Gained Rushing	471	253
Yards Lost Rushing	5	46
Rushing Attempts	135	91
Average Per Rush	3.5	2.3
Average Per Game	38.8	17.2
TDs Rushing	27	13
PASSING YARDAGE	2822	2326
Att-Comp-Int	361-205-12	416-205-19
Average Per Pass	7.8	5.6
Average Per Catch	13.8	11.3
Average Per Game	235.2	193.8
TDs Passing	47	33
TOTAL OFFENSE	3288	2533
Total Plays	505	533
Average Per Play	6.5	4.8
Average Per Game	274.0	211.1
KICK RETURNS: #-YARDS	50-890	64-994
FG RETURNS: #-YARDS	17-267	11-181
INT RETURNS: #-YARDS	19-152	12-110
KICK RETURN AVERAGE	17.8	15.5
FG RETURN AVERAGE	15.7	16.5
INT RETURN AVERAGE	8.0	9.2
FUMBLES-LOST	14-4	39-16
PENALTIES-YARDS	118-587	97-388
Average Per Game	48.9	32.3
TIME OF POSSESSION/GAME	27:57	27:03
3RD-DOWN CONVERSIONS	32/74	24/92
3rd-Down Pct	43%	26%
4TH-DOWN CONVERSIONS	0/1	0/1
4th-Down Pct	0%	0%
SACKS BY-YARDS	26-117	9-42
MISC YARDS	81	49
TOUCHDOWNS SCORED	14-32	12-39
FIELD GOALS-ATTEMPTS	69-79	30-38
PAT-ATTEMPTS	0-0	0-0
2-pt PAT-ATTEMPTS	89651	62297
ATTENDANCE	61/4942	61/10383
Games/Avg Per Game		

SCORE BY QTR.	1ST	2ND	3RD	4TH	OT	TOTAL			
Tampa Bay Storm	149	212	90	154	-	605			
Opponents	97	109	66	106	-	378			
RUSHING	GP	ATT	GAIN	LOSS	NET	AVG	TD	LONG	AVG/G
McKinnon, C	8	53	222	0	222	4.2	13	22	27.8
Caesar, Ivan	10	29	143	0	143	4.9	7	23	14.3
Jones, Tony	10	28	87	0	87	3.1	6	11	8.7
Kelchner, J	2	1	8	0	8	8.0	1	8	4.0
Gruden, Jay	12	20	9	2	7	0.3	0	5	0.6
Byrd, Bobby	2	1	1	0	1	1.0	0	1	0.5
Brown, Eddie	3	2	1	0	1	0.5	0	1	0.3
Bell, Grantis	5	1	0	3	-3	-3.0	0	0	-0.6
TEAM	12	135	471	5	466	3.5	27	23	38.8
OPPONENTS	12	91	253	46	207	2.3	13	23	17.2
FIELD GOALS	M-A	PCT	01-19	20-29	30-39	40-49	50-99	LG	BLK
Cimadevilla	14-32	43.8	5-6	6-6	1-4	1-10	1-6	50	2
TEAM	14-32	43.8	5-6	6-6	1-4	1-10	1-6	50	2
OPPONENTS	12-39	30.8	0-0	2-3	7-9	3-10	0-17	47	4

PASSING	GP	RATING	ATT-CMP-INT	PCT	YDS	TD	LNG	AVG/G
Gruden, Jay	12	100.18	352-198-11	56.2	2787	44	45	232.2
Kelchner, J	2	95.83	7-5-1	71.4	64	1	21	32.0
McKinnon, C	8	135.42	1-1-0	100.0	7	1	7	0.9
Caesar, I	10	158.33	1-1-0	100.0	28	1	28	2.8
TEAM	12	100.68	361-205-12	56.8	2822	47	45	235.2
OPPONENTS	12	67.25	416-205-19	49.3	2326	33	47	193.8

RECEIVING	GP	NO.	YDS	AVG	TD	LONG	AVG/G
Thomas, Stevie	12	67	1002	15.0	18	45	83.5
LaFrance, Georg	12	64	959	15.0	16	45	79.9
Bell, Grantis	5	15	218	14.5	3	41	43.6
Williams, Wayne	6	12	142	11.8	1	19	23.7
Simmons, Stacey	8	9	153	17.0	2	39	19.1
Samuels, Lawren	10	8	93	11.6	2	22	9.3
Brown, Eddie	3	5	85	17.0	0	20	28.3
Perkins, Tracey	9	5	42	8.4	1	15	4.7
Jones, Tony	10	5	40	8.0	1	12	4.0
Byrd, Bobby	2	3	46	15.3	0	28	23.0
March, Joe	8	3	42	14.0	2	21	5.2
McKinnon, Cedri	8	3	15	5.0	0	10	1.9
Harris, Tony	3	2	23	11.5	0	15	7.7
Caesar, Ivan	10	2	17	8.5	0	10	1.7
Bembrey, Sylvus	11	1	6	6.0	0	6	0.5
Rowland, Lynn	9	1	2	2.0	1	2	0.2
TEAM	12	205	2885	14.1	47	45	240.4
OPPONENTS	12	205	2474	12.1	33	47	206.2

KICK RETURNS	NO	YDS	AVG	TD	LONG
LaFrance, Georg	45	843	18.7	2	56
Thomas, Stevie	3	21	7.0	0	14
Simmons, Stacey	1	12	12.0	0	12
Dowden, Corey	1	14	14.0	0	14
TEAM	50	890	17.8	2	56
OPPONENTS	64	994	15.5	1	53

FUMBLE RET	NO	YDS	AVG	TD	LONG
Gruden, Jay	1	2	2.0	1	2
March, Joe	1	0	0.0	0	0
Dowden, Corey	1	15	15.0	1	15
TEAM	3	17	5.7	2	15
OPPONENTS	2	40	20.0	1	32

INTERCEPTIONS	NO	YDS	AVG	TD	LONG
Perkins, Tracey	5	41	8.2	0	28
Dowden, Corey	3	26	8.7	0	26
Williams, Wayne	3	13	4.3	0	13
Samuels, Lawren	3	33	11.0	1	13
Thomas, Stevie	2	27	13.5	2	14
Jones, Tony	1	0	0.0	0	0
Brown, Eddie	1	12	12.0	0	12
Simmons, Stacey	1	0	0.0	0	0
TEAM	19	152	8.0	3	28
OPPONENTS	12	110	9.2	1	31

FG RETURNS	NO	YDS	AVG	TD	LONG
LaFrance, Georg	17	267	15.7	0	33
TEAM	17	267	15.7	0	33
OPPONENTS	11	181	16.5	0	23

SCORING	TD	FGS	KICK	RUSH	RCV	PASS	2PT	SAF	PTS
Thomas, Stevie	20	0-0	0-0	0-0	0-0	0	0	0	120
LaFrance, Geor	18	0-0	0-0	0-0	0-0	0	0	0	108
Cimadevilla, Jo	0	13-29	69-79	0-0	0-0	0	0	0	108
McKinnon, Cedri	13	0-0	0-0	0-0	0-0	0	0	0	78
Caesar, Ivan	7	0-0	0-0	0-0	0-0	0	1	44	44
Jones, Tony	7	0-0	0-0	0-0	0-0	0	0	42	42
Samuels, Lawr	3	0-0	0-0	0-0	0-0	0	0	18	18
Bell, Grantis	3	0-0	0-0	0-0	0-0	0	0	18	18
March, Joe	2	0-0	0-0	0-0	0-0	0	0	14	14
Simmons, Stac	2	0-0	0-0	0-0	0-0	0	0	12	12
Kelchner, Jake	1	0-0	0-0	0-0	0-0	0	0	6	6
Williams, Waym	1	0-0	0-0	0-0	0-0	0	0	6	6
Rowland, Lynn	1	0-0	0-0	0-0	0-0	0	0	6	6
Perkins, Tracey	1	0-0	0-0	0-0	0-0	0	0	6	6
Dowden, Corey	1	0-0	0-0	0-0	0-0	0	0	6	6
Grudem, Jay	1	0-0	0-0	0-0	0-2	0	0	6	6
Maynor, Connell	0	1-3	0-0	0-0	0-0	0	0	3	3
TEAM	0	0-0	0-0	0-0	0-0	0	1	2	2
Wise, Deatrich	0	0-0	0-0	0-0	0-0	0	0	1	1
TEAM	81	14-32	69-79	0-0	0-2	0	4	605	605
OPPONENTS	49	12-39	30-38	3-6	4	4	5	2	378

2-PT. CONVERSIONS: TB 0-2, OPPONENTS 7-11
SACKS: TB 25.0, OPPONENTS 9.0; Caesar 4.0, Wells 4.0, Bembrey 3.0, March 3.0, Conlin 2.0, Wise 2.0, Wyatt 2.0, K. Harris 1.0, Jones 1.0, McKinnon 1.0, Rowland 1.0, Team 1.0

1996 STORM STATS

DATE	OPPONENT	W/L	SCORE	ATTENDANCE
4/26	@ St. Louis	W	57-38	6,335
5/11	Texas	W	62-27	14,178
5/18	Orlando	W	63-42	16,444
5/24	@ Minnesota	W	41-16	7,781
6/01	San Jose	W	36-22	14,663
6/08	Florida	W	55-47	14,117
6/15	@ Anaheim	W	34-28	14,102
6/22	@ Memphis	W	43-12	3,363
6/29	Charlotte	L	53-66	15,492
7/06	@ Florida	W	39-36	3,663
7/12	Albany	W	65-52 OT	13,202
7/29	Orlando	L	39-40	16,236
7/27	Arizona	W	69-48	16,211
8/02	@ Texas	W	42-30	9,750

TEAM STATISTICS

SCORING	TAM	OPP
698	504	604
Points Per Game	49.9	36.0
FIRST DOWNS	48	216
Rushing	30	27
Passing	186	150
Penalty	32	39
RUSHING YARDAGE	271	214
Yards Gained Rushing	284	215
Yards Lost Rushing	13	1
Rushing Attempts	120	89
Average Per Rush	2.3	2.4
Average Per Game	19.4	15.3
TDs Rushing	21	17
PASSING YARDAGE	3569	3110
Att-Comp-Int	449-277-14	496-259-21
Average Per Pass	7.9	6.3
Average Per Catch	12.9	12.0
Average Per Game	254.9	222.1
TDs Passing	71	47
TOTAL OFFENSE	3840	3324
Total Plays	584	607
Average Per Play	6.6	5.5
Average Per Game	274.3	237.4
KICK RETURNS: #-YARDS	73-1304	81-1383
FG RETURNS: #-YARDS	22-288	20-406
INT RETURNS: #-YARDS	12-154	14-70
KICK RETURN AVERAGE	17.9	17.1
FG RETURN AVERAGE	13.1	20.3
INT RETURN AVERAGE	7.3	5.0
FUMBLES-LOST	13-9	22-10
PENALTIES-YARDS	128-543	110-484
Average Per Game	38.8	34.6
TIME OF POSSESSION/GAME	29:55	30:24
3RD-DOWN CONVERSIONS	40/88	32/101
3rd-Down Pct	45%	32%
4TH-DOWN CONVERSIONS	0/0	0/0
4th-Down Pct	0%	0%
SACKS BY-YARDS	22-135	15-93
MISC YARDS	28	1
TOUCHDOWNS SCORED	99	68
FIELD GOALS-ATTEMPTS	6-28	11-50
PAT-ATTEMPTS	74-90	51-60
2-pt PAT-ATTEMPTS	0-0	0-1
ATTENDANCE	104307	44994
Games/Avg Per Game	71/4901	7/6428

SCORE BY QTR.	1ST	2ND	3RD	4TH	OT	TOTAL			
Tampa Bay Storm	118	210	172	185	13	698			
Opponents	121	98	127	158	0	504			
RUSHING	GP	ATT	GAIN	LOSS	NET	AVG	TD	LONG	AVG/G
McKinnon, Cedri	8	49	166	0	166	3.4	8	15	20.8
Jones, Tony	11	25	57	0	57	2.3	7	9	5.2
Caesar, Ivan	5	27	57	0	57	2.1			

STORM HISTORY

FIVE TIME WORLD CHAMPIONS | '91 '93 '95 '96 '03

1997 STORM STATS

DATE	OPPONENT	W/L	SCORE	ATTENDANCE					
5/04	@ Arizona	W	42-30	14,653					
5/10	Florida	W	38-19	11,222					
5/17	Orlando	L	17-43	14,179					
5/23	@ Nashville	W	42-26	11,875					
5/30	Milwaukee	L	41-52	9,888					
6/07	@ Albany	L	31-53	9,384					
6/14	New Jersey	W	28-44	11,488					
6/21	New York	W	27-9	11,461					
6/27	@ Orlando	L	30-54	16,529					
7/05	@ Texas	W	40-31	4,026					
7/12	Anaheim	W	68-43	13,542					
7/19	Iowa	L	38-61	11,818					
7/26	Florida	W	48-22	12,460					
8/02	@ San Jose	W	58-34	15,248					
TEAM STATISTICS									
SCORING		TAM	OPP						
Points Per Game		548	521						
FIRST DOWNS		39.1	37.2						
Rushing		230	187						
Passing		37	21						
Penalty		165	136						
RUSHING YARDAGE		28	30						
Yards Gained Rushing		381	303						
Yards Lost Rushing		387	337						
Rushing Attempts		6	34						
Average Per Rush		133	111						
Average Per Game		2.9	2.7						
TDs Rushing		27.2	21.6						
PASSING YARDAGE		24	13						
Att-Comp-Int		3133	2633						
Average Per Pass		480-262-23	436-242-17						
Average Per Catch		6.5	6.0						
Average Per Game		12.0	10.9						
TDs Passing		223.8	188.1						
TOTAL OFFENSE		46	45						
Total Plays		3514	2936						
Average Per Play		633	561						
Average Per Game		5.6	5.2						
KICK RETURNS: #-YARDS		251.0	209.7						
FG RETURNS: #-YARDS		75-1190	67-1323						
INT RETURNS: #-YARDS		16-202	12-215						
KICK RETURN AVERAGE		17-136	24-192						
FG RETURN AVERAGE		15.9	19.7						
INT RETURN AVERAGE		12.6	17.9						
FUMBLES-LOST		8.0	8.0						
PENALTIES-YARDS		26-12	17-11						
Average Per Game		118-521	126-556						
TIME OF POSSESSION/GAME		37.2	39.7						
3RD-DOWN CONVERSIONS		31-19	28-42						
3rd-Down Pct		42/94	30/93						
4TH-DOWN CONVERSIONS		45%	32%						
4th-Down Pct		1/4	2/4						
SACKS BY-YARDS		25%	20-113						
MISC YARDS		14-69	20-113						
TOUCHDOWNS SCORED		74	69						
FIELD GOALS-ATTEMPTS		13-32	16-46						
PAT-ATTEMPTS		49-63	47-56						
2-pt PAT-ATTEMPTS		0-0	0-0						
ATTENDANCE		84570	71715						
Games/Avg Per Game		8/10571	6/11952						
SCORE BY QTR.									
	1ST	2ND	3RD	4TH	OT	TOTAL			
Tampa Bay Storm	123	174	116	135	-	548			
Opponents	116	181	92	132	-	521			
RUSHING									
	GP	ATT	GAIN	LOSS	NET	AVG TD	LONG	AVG/G	
Barley, Les	13	43	183	0	183	4.3	39	14.1	
Jones, Tony	11	34	88	2	86	2.5	8	7.8	
Bowden, Andre	5	31	81	0	81	2.6	9	16.2	
McKinnon, Ced	4	10	21	0	21	2.1	1	5.2	
Adams, Ron	3	2	18	4	14	7.0	1	4.7	
Thomas, Stevie	14	1	-1	0	-1	-1.0	0	-0.1	
Willis, Peter	14	12	-3	0	-3	-0.2	0	-0.2	
TEAM	14	133	387	6	381	2.9	24	39.7	
OPPONENTS	14	111	337	34	303	2.7	13	38.1	
FIELD GOALS									
	M-A	PCT	01-19	20-29	30-39	40-49	50-59	LG	BLK
Belden, Terry	3-12	25.0	0-0	2-3	1-2	0-2	0-5	31	1
Fall, Rich	10-20	50.0	1-1	3-3	4-5	2-5	0-6	47	0
TEAM	13-32	40.6	1-1	5-6	5-7	2-7	0-11	47	1
OPPONENTS	13-41	31.7	0-0	4-8	6-9	1-7	2-17	58	3

PASSING	GP	RATING	ATT-CMP-INT	PCT	YDS	TD	LNG	AVG/G	
Willis, Peter T	14	81.85	413-225-19	54.5	2846	41	46	203.3	
White, Dan	3	53.94	45-22-3	48.9	240	3	19	80.0	
Adams, Ron	3	92.99	22-15-1	68.2	160	2	29	53.3	
TEAM	14	78.76	480-262-23	54.6	3133	46	46	223.8	
OPPONENTS	14	83.06	436-242-17	55.5	2633	45	44	188.1	
RECEIVING	GP	NO.	YDS	AVG	TD	LONG	AVG/G		
LaFrance, Geo	14	93	1131	12.2	22	40	80.8		
Thomas, Stevie	14	54	733	13.6	12	45	52.4		
Samuels, Lawr	14	54	678	12.6	6	46	48.4		
Williams, Way	9	14	151	10.8	0	26	16.8		
Walker, Wayne	4	12	185	15.4	4	41	46.2		
Worthman, Ant	11	7	74	10.6	0	15	6.7		
Kennedy, Larry	5	6	69	11.5	0	18	13.8		
Bell, Grantis	2	5	90	18.0	1	45	45.0		
Sutton, Walter	3	5	53	10.6	0	19	17.7		
Fleming, Flint	6	3	32	10.7	1	19	5.3		
Bowden, Andre	5	2	18	9.0	0	19	3.6		
Rowland, Lynn	8	2	14	7.0	0	4	1.8		
Woods, Tony	6	2	8	4.0	0	7	1.3		
Perkins, Tracey	14	2	8	4.0	0	6	0.6		
Barley, Les	13	1	2	2.0	0	2	0.2		
TEAM	14	262	3246	12.4	46	46	231.9		
OPPONENTS	14	242	2720	11.2	45	44	194.3		
KICK RETURNS	NO	YDS	AVG	TD	LONG				
LaFrance, Geo	59	1024	17.4	1	56				
Walker, Wayne	7	146	20.9	0	37				
Thomas, Stevie	3	16	5.3	0	7				
Worthman, Ant	3	-3	-1.0	0	0				
Samuels, Lawr	1	0	0.0	0	0				
Bell, Grantis	1	0	0.0	0	0				
Parker, Cornell	1	7	7.0	0	7				
TEAM	75	1190	15.9	1	56				
OPPONENTS	67	1323	19.7	5	57				
FUMBLE RET	NO	YDS	AVG	TD	LONG				
Bazile, Wilky	1	4	4.0	0	0				
Sanders, Tracy	1	9	9.0	0	9				
Samuels, Lawren	1	1	1.0	1	1				
Barley, Les	1	0	0.0	1	0				
TEAM	4	14	3.5	2	9				
OPPONENTS	2	0	0.0	1	0				
INTERCEPTIONS	NO	YDS	AVG	TD	LONG				
Perkins, Tracey	12	82	6.8	1	34				
Thomas, Stevie	2	48	24.0	0	42				
Sanders, Tracy	1	0	0.0	0	0				
Samuels, Lawr	1	6	6.0	0	6				
Harris, Johnnie	1	0	0.0	0	0				
TEAM	17	136	8.0	1	42				
OPPONENTS	24	192	8.0	4	32				
FG RETURNS	NO	YDS	AVG	TD	LONG				
LaFrance, Geo	11	176	16.0	0	37				
Walker, Wayne	2	24	12.0	0	15				
Perkins, Tracey	1	1	1.0	0	1				
Thomas, Stevie	1	1	1.0	0	1				
Williams, Wayne	1	0	0.0	0	0				
TEAM	16	202	12.6	0	37				
OPPONENTS	12	215	17.9	1	53				
SCORING	TD	FGS	KICK	RUSH	RCV	PASS	2PT	SAF	BLK
LaFrance, Geo	23	0-0	0-0	1	0-0	0	0	140	
Thomas, Stevie	12	0-0	0-0	0	0-0	0	0	72	
Fall, Rich	0	10-20	33-38	0-0	0-0	0	0	63	
Barley, Les	9	0-0	0-0	1-1	0-0	0	0	56	
Bowden, Andre	9	0-0	0-0	0-1	0-0	0	0	54	
Samuels, Lawr	7	0-0	0-0	0-0	0-0	0	0	42	
Jones, Tony	5	0-0	0-0	1-1	0-0	0	0	32	
Belden, Terry	0	3-11	16-25	0-0	0-0	0	0	25	
Walker, Wayne	4	0-0	0-0	0-0	0-0	0	0	24	
Bell, Grantis	1	0-0	0-0	0-0	0-0	0	0	6	
Perkins, Tracey	1	0-0	0-0	0-0	0-0	0	0	6	
Fleming, Flint	1	0-0	0-0	0-0	0-0	0	0	6	
TEAM	0-0-1	0-0-1	0-0-1	0-0-0	0-0-0	0	0	3	6
Adams, Ron	1	0-0	0-0	0-0	0-0	0	0	6	
McKinnon, Cedr	1	0-0	0-0	0-0	0-0	0	0	6	
Wyatt, Willie	0	0-0	0-0	0-0	0-0	0	0	1	2
Bembrey, Sylves	0	0-0	0-0	0-0	0-0	0	0	1	2
Willis, Peter	0	0-0	0-0	0-0	1-6	0	0	0	0
White, Dan	0	0-0	0-0	0-0	0-1	0	0	0	0
TEAM	74	13-32	49-63	2-4	1-7	0	5	548	
OPPONENTS	69	16-46	47-56	2-3	1-9	0	3	521	

2-PT. CONVERSIONS: TB 3-11, OPPONENTS 3-12; Barley, Jones, LaFrance
SACKS: TB 14.0, OPPONENTS 20.0; Bowden 4.0, Rowland 2.0, Barley 1.5,
Bembrey 1.5, Wyatt 1.5, Bazile 1.0, Sanders 1.0, Jeffcoat 0.5

1998 STORM STATS

DATE	OPPONENT	W/L	SCORE	ATTENDANCE
5/01	@ San Jose	W	45-23	14,028
5/09	Nashville	L	52-54	9,336
5/16	Houston	W	56-25	10,900
5/23	@ Florida	W	44-29	2,062
5/30	@ New Jersey	W	81-42	9,583
6/06	New York	W	65-33	12,945
6/12	@ Orlando	W	42-34	15,948
6/20	Albany	W	63-42	10,297
6/27	Orlando	W	56-30	14,125
7/03	@ Houston	W	62-46	3,691
7/12	Florida	W	59-18	11,005
7/17	@ Nashville	L	43-49	16,121
7/25	Iowa	W	71-44	14,007
8/01	@ Grand Rapids	W	55-44	10,021
TEAM STATISTICS				
SCORING		TAM	OPP	
Points Per Game		794	513	
FIRST DOWNS		56.7	36.6	
Rushing		229	208	
Passing		30	14	
Penalty		160	151	
RUSHING YARDAGE		39	43	
Yards Gained Rushing		337	194	
Yards Lost Rushing		372	216	
Rushing Attempts		35	22	
Average Per Rush		124	85	
Average Per Game		2.7	2.3	
TDs Rushing		24.1	13.9	
PASSING YARDAGE		22	13	
Att-Comp-Int		3588	2902	
Average Per Pass		450-271-10	497-261-20	
Average Per Catch		8.0	5.8	
Average Per Game		13.2	11.1	
TDs Passing		256.3	207.3	
TOTAL OFFENSE		51	51	
Total Plays		3925	3096	
Average Per Play		580		

STORM HISTORY

FIVE TIME WORLD CHAMPIONS | '91 '93 '95 '96 '03

1999 STORM STATS

DATE	OPPONENT	W/L	SCORE	ATTENDANCE
4/24	Albany	L	42-49	10,436
4/30	@ Milwaukee	L	49-42	13,006
5/15	Florida	W	43-12	9,673
5/21	Nashville	W	41-34	8,689
5/28	@ Nashville	W	43-32	12,080
6/05	@ Grand Rapids	L	44-46	8,679
6/12	@ Orlando	L	63-37	15,101
6/19	Arizona	L	41-60	10,636
6/25	@ Florida	W	57-35	5,682
7/02	@ Buffalo	W	59-14	9,442
7/11	Orlando	W	47-28	11,777
7/17	New Jersey	W	55-31	11,247
7/24	@ San Jose	W	52-48	14,128
8/02	New England	W	54-20	12,410

TEAM STATISTICS		TAM	OPP
SCORING	690	488	
Points Per Game	49.3	34.9	
FIRST DOWNS	236	209	
Rushing	20	19	
Passing	166	146	
Penalty	50	44	
RUSHING YARDAGE	255	304	
Yards Gained Rushing	293	369	
Yards Lost Rushing	38	65	
Rushing Attempts	8	123	
Average Per Rush	2.1	2.6	
Average Per Game	18.2	21.7	
TDs Rushing	19	12	
PASSING YARDAGE	3412	2917	
Att-Comp-Int	448-256-10	490-244-13	
Average Per Pass	7.6	6.0	
Average Per Catch	13.3	12.0	
Average Per Game	243.7	208.4	
TDs Passing	47	47	
TOTAL OFFENSE	3667	3221	
Total Plays	576	627	
Average Per Play	6.4	5.1	
Average Per Game	261.9	230.1	
KICK RETURNS: #-YARDS	59-841	90-1688	
FG RETURNS: #-YARDS	17-303	8-142	
INT RETURNS: #-YARDS	13-72	10-36	
KICK RETURN AVERAGE	14.3	18.8	
FG RETURN AVERAGE	17.8	17.8	
INT RETURN AVERAGE	5.5	3.6	
FUMBLES-LOST	13-7	31-21	
PENALTIES-YARDS	111-547	151-763	
Average Per Game	39.1	54.5	
TIME OF POSSESSION/GAME	28:05	31:53	
3RD-DOWN CONVERSIONS	41/86	42/106	
3rd-Down Pct	48%	40%	
4TH-DOWN CONVERSIONS	6/11	7/23	
4th-Down Pct	55%	30%	
SACKS BY-YARDS	18-115	5-25	
MISC YARDS	86	25	
TOUCHDOWNS SCORED	93	63	
FIELD GOALS-ATTEMPTS	15-31	17-40	
PAT-ATTEMPTS	79-87	45-52	
2-pt PAT-ATTEMPTS	0-0	0-0	
ATTENDANCE	74868	78118	
Games/Avg Per Game	7/10695	7/11600	

SCORE BY QTR.	1ST	2ND	3RD	4TH	OT	TOTAL
Tampa Bay Storm	135	239	143	173	-	690
Opponents	94	165	97	132	-	488

RUSHING	GP	ATT	GAIN	LOSS	NET	AVG	TD	LONG	AVG/G
Barley, Les	14	63	151	9	142	2.3	11	15	10.1
Bowden, Andre	13	51	132	11	121	2.4	7	11	9.3
Adams, Ron	6	4	8	0	8	2.0	1	3	1.3
Willis, Peter T	14	5	2	18	-16	-3.2	0	2	-1.1
TEAM	14	123	293	38	255	2.1	19	15	18.2
OPPONENTS	14	119	369	65	304	2.6	12	28	21.7

FIELD GOALS	M-A	PCT	01-19	20-29	30-39	40-49	50-99	LG	BLK
Huerkamp, Matt	15-31	48.4	1-1	9-11	2-5	2-5	1-9	53	1
TEAM	15-31	48.4	1-1	9-11	2-5	2-5	1-9	53	1
OPPONENTS	18-40	45.0	1-1	7-10	7-9	2-6	1-14	53	1

PASSING	GP	RATING	ATT-CMP-INT	PCT	YDS	TD	LNG	AVG/G
Willis, Peter T	14	112.92	417-238-8	57.1	3233	65	45	230.9
Adams, Ron	6	67.14	31-18-2	58.1	204	2	24	34.0
TEAM	5	39.58	0-0-0	0.0	-25	0	0	-5.0
TEAM	14	109.52	448-256-10	57.1	3412	67	45	243.7
OPPONENTS	14	81.31	490-244-13	49.8	2917	47	47	208.4

RECEIVING	GP	NO.	YDS	AVG	TD	LONG	AVG/G
Wilson, Charles	13	58	758	13.1	22	39	58.3
Thomas, Stevie	12	41	599	14.6	9	43	49.9
LaFrance, Georg	13	41	581	14.2	14	37	44.7
Cunningham, Mel	14	40	578	14.4	7	45	41.3
Samuels, Lawren	11	40	497	12.4	5	35	45.2
Dulick, Jason	8	23	294	12.8	8	36	36.8
Barley, Les	14	5	52	10.4	0	19	3.7
Bowden, Andre	13	3	17	5.7	0	7	1.3
Agee, Mel	10	2	22	11.0	1	20	2.2
Mays, Alvoid	1	2	16	8.0	0	9	16.0
Conner, Darion	2	1	23	23.0	1	23	11.5
TEAM	14	256	3437	13.4	67	45	245.5
OPPONENTS	14	244	3042	12.5	47	47	217.3

KICK RETURNS	NO	YDS	AVG	TD	LONG
LaFrance, Georg	26	411	15.8	0	28
Cunningham, Mel	21	334	15.9	1	55
Wilson, Charles	7	68	9.7	0	7
Perkins, Tracey	3	8	2.7	0	7
Walker, Wayne	1	19	19.0	0	19
Samuels, Lawren	1	0	0.0	0	0
Agee, Mel	0	1	0.0	0	1
TEAM	59	841	14.3	1	55
OPPONENTS	90	1688	18.8	2	57

FUMBLE RET	NO	YDS	AVG	TD	LONG
Dulick, Jason	1	6	6.0	0	6
Thomas, Stevie	1	19	19.0	1	19
Goff, Pig	1	5	5.0	0	5
Samuels, Lawren	1	42	42.0	1	42
Bowden, Andre	1	14	14.0	0	14
TEAM	5	86	17.2	3	42
OPPONENTS	1	25	25.0	2	25

INTERCEPTIONS	NO	YDS	AVG	TD	LONG
Henry, Tommy	4	3	0.8	0	3
Thomas, Stevie	3	57	19.0	2	37
Perkins, Tracey	2	4	2.0	0	4
Samuels, Lawren	1	13	13.0	0	13
Mays, Alvoid	1	-6	-6.0	0	0
Cunningham, Mel	1	-3	-3.0	0	0
Dowden, Corey	1	4	4.0	0	4
TEAM	13	72	5.5	2	37
OPPONENTS	10	36	3.6	0	17

FG RETURNS	NO	YDS	AVG	TD	LONG
LaFrance, Georg	7	81	11.6	0	27
Cunningham, Mel	7	177	25.3	1	55
Walker, Wayne	1	26	26.0	0	26
Thomas, Stevie	1	19	19.0	0	19
Wilson, Charles	1	0	0.0	0	0
TEAM	17	303	17.8	1	55
OPPONENTS	8	142	17.8	0	26

SCORING	TD	FGS	KICK	RUSH	RCV	PASS	2PT	SAF	PTS
Wilson, Charles	22	0-0	0-0	0-0	0-0	0-0	0-0	0	132
Huerkamp, Matt	0	15-31	79-87	0-0	0-0	0-0	0-0	0	124
LaFrance, Geor	14	0-0	0-0	0-0	0-0	0-0	0-0	0	84
Thomas, Stevie	12	0-0	0-0	0-0	0-0	0-0	0-0	0	72
Barley, Les	11	0-0	0-0	0-2	0-0	0-0	0-0	1	68
Cunningham, M.	9	0-0	0-0	0-0	2-0	0-0	0-0	0	58
Dulick, Jason	8	0-0	0-0	0-0	0-0	0-0	0-0	0	48
Bowden, Andre	7	0-0	0-0	0-0	0-0	0-0	0-0	1	44
Samuels, Lawr	6	0-0	0-0	0-0	0-0	0-0	0-0	0	36
Agee, Mel	1	0-0	0-0	0-0	0-0	0-0	0-0	0	6
Conner, Darion	1	0-0	0-0	0-0	0-0	0-0	0-0	0	6
Goff, Pig	1	0-0	0-0	0-0	0-0	0-0	0-0	0	6
Adams, Ron	1	0-0	0-0	0-0	0-1	0-0	0-0	0	6
Willis, Peter T	0	0-0	0-0	0-0	0-0	2-3	0-0	0	0
TEAM	93	15-31	79-87	0-2	2-4	0-0	2	690	
OPPONENTS	63	17-40	45-52	2-2	2-9	0-0	3	488	

2-PT. CONVERSIONS: TB 2-6, Opponents 4-11; Cunningham 2
 SACKS: TB 18.0, Opponents 5.0; Bowden 5.5, Wren 3.5, Bembrey 3.0,
 Conner 2.0, Goff 2.0, Barley 1.0, Houghton 1.0

2000 STORM STATS

DATE	OPPONENT	W/L	SCORE	ATTENDANCE
4/15	New England	L	26-41	11,224
4/22	@ Florida	L	30-31	3,010
4/29	@ Albany	L	34-67	9,644
5/04	Carolina	W	50-29	10,546
5/12	@ Orlando	L	43-44	13,342
5/18	New Jersey	W	40-26	8,741
5/25	@ Iowa	L	34-52	9,133
6/03	Florida	W	77-26	12,417
6/17	Nashville	W	40-30	12,546
6/24	@ Grand Rapids	W	74-54	9,177
7/01	Orlando	W	50-36	14,047
7/08	Milwaukee	L	52-62	13,862
7/14	@ Nashville	W	35-31	13,612
7/21	@ Carolina	W	72-69	13,762

TEAM STATISTICS		TAM	OPP
SCORING	657	598	
Points Per Game	46.9	42.7	
FIRST DOWNS	237	201	
Rushing	13	14	
Passing	165	157	
Penalty	59	30	
RUSHING YARDAGE	281	277	
Yards Gained Rushing	311	292	
Yards Lost Rushing	30	15	
Rushing Attempts	122	91	
Average Per Rush	2.3	3.0	
Average Per Game	20.1	19.8	
TDs Rushing	25	14	
PASSING YARDAGE	3322	3148	
Att-Comp-Int	491-282-19	489-285-11	
Average Per Pass	6.8	6.4	
Average Per Catch	11.8	11.0	
Average Per Game	237.3	224.9	
TDs Passing	57	57	
TOTAL OFFENSE	3603	3425	
Total Plays	643	599	
Average Per Play	5.6	5.7	
Average Per Game	257.4	244.6	
KICK RETURNS: #-YARDS	88-1542	75-1251	
FG RETURNS: #-YARDS	18-286	13-260	
INT RETURNS: #-YARDS	11-147	19-197	
KICK RETURN AVERAGE	17.5	16.7	
FG RETURN AVERAGE	15.9	20.0	
INT RETURN AVERAGE	13.4	10.4	
FUMBLES-LOST	13-4	17-14	
PENALTIES-YARDS	99-518	130-625	
Average Per Game	37.0	44.6	
TIME OF POSSESSION/GAME	30:24	29:36	
3RD-DOWN CONVERSIONS	50/108	42/102	
3rd-Down Pct	46%	41%	
4TH-DOWN CONVERSIONS	5/12	7/15	
4th-Down Pct	42%	47%	
SACKS BY-YARDS	19-108	30-173	
MISC YARDS	-1	5	
TOUCHDOWNS SCORED	88	80	
FIELD GOALS-ATTEMPTS	17-43	15-46	
PAT-ATTEMPTS	68-80	63-72	
2-pt PAT-ATTEMPTS	0-0	0-0	
ATTENDANCE	83383	71680	
Games/Avg Per Game	7/11912	7/10240	

SCORE BY QTR.	1ST	2ND	3RD	4TH	OT	TOTAL
Tampa Bay Storm	186	173	130	168	-	657
Opponents	109	205	115	169	-	598

RUSHING	GP	ATT	GAIN	LOSS	NET	AVG	TD	LONG	AVG/G
Bowden, Andre	14	59	167	11	156	2.6	14	18	11.1
Wren, Nyle	9	23	53	3	50	2.2	3	9	5.6
McKinnon, Cedr	7	17	55	7	48	2.8	3	9	6.9
Kaleo, John	12	21	35	8	27	1.3	5	7	2.2
Conner, Darion	9	1	0	1	0	1.0	0	1	0.1
Abrew, Alli	1	1	0	1	-1	-1.0	0	0	-1.0
TEAM	14	122	311	30	281	2.3	25	18	20.1
OPPONENTS	14	91	2						

STORM HISTORY

FIVE TIME WORLD CHAMPIONS | '91 '93 '95 '96 '03

2001 STORM STATS

DATE	OPPONENT	W/L	SCORE	ATTENDANCE
4/14	Florida	W	63-41	10,123
4/21	Nashville	W	45-40	10,530
5/04	@ Milwaukee	W	66-47	10,472
5/12	Toronto	W	70-33	12,654
5/18	@ Detroit	W	41-14	9,811
5/27	@ Grand Rapids	W	66-41	10,022
6/01	Carolina	W	58-51 OT	13,942
6/10	@ Orlando	L	45-57	13,691
6/15	Arizona	L	49-55 OT	14,228
6/25	@ Florida	W	67-55	2,065
7/01	Orlando	L	38-46	17,634
7/07	vs. Houston	W	70-47	12,681
7/13	@ Nashville	L	38-45	13,441
7/21	New Jersey	W	44-41	19,867

TEAM STATISTICS	TAM	OPP
SCORING	760	613
Points Per Game	54.3	43.8
FIRST DOWNS	242	210
Rushing	10	18
Passing	179	164
Penalty	53	28
RUSHING YARDAGE	212	220
Yards Gained Rushing	233	303
Yards Lost Rushing	21	63
Rushing Attempts	115	96
Average Per Rush	1.8	2.3
Average Per Game	15.1	15.7
TDs Rushing	23	16
PASSING YARDAGE	3604	3464
Att-Comp-Int	505-297-14	488-292-9
Average Per Pass	7.1	7.1
Average Per Catch	12.1	11.9
Average Per Game	257.4	247.4
TDs Passing	61	73
TOTAL OFFENSE	3816	3684
Total Plays	630	601
Average Per Play	6.1	6.1
Average Per Game	272.6	263.1
KICK RETURNS: #-YARDS	80-1675	85-1584
FG RETURNS: #-YARDS	9-172	4-82
INT RETURNS: #-YARDS	9-98	14-139
KICK RETURN AVERAGE	20.9	18.6
FG RETURN AVERAGE	19.1	20.5
INT RETURN AVERAGE	10.9	9.9
FUMBLES-LOST	15-8	24-16
PENALTIES-YARDS	102-642	122-759
Average Per Game	45.9	54.2
TIME OF POSSESSION/GAME	30:20	30:22
3RD-DOWN CONVERSIONS	49/93	47/95
3rd-Down Pct	53%	49%
4TH-DOWN CONVERSIONS	12/16	5/14
4th-Down Pct	75%	36%
SACKS BY-YARDS	17-109	10-66
MISC YARDS	83	81
TOUCHDOWNS SCORED	103	81
FIELD GOALS-ATTEMPTS	13-22	19-37
PAT-ATTEMPTS	91-94	66-73
2-pt PAT-ATTEMPTS	0-0	0-0
ATTENDANCE	111659	59502
Games/Avg Per Game	8/13957	6/9917

SCORE BY QTR.	1ST	2ND	3RD	4TH	OT	TOTAL
Tampa Bay Storm	151	213	156	233	7	760
Opponents	150	192	123	142	6	613

RUSHING	GP	ATT	GAIN	LOSS	NET	AVG	TD	LONG	AVG/G
Bowden, Andre	12	40	94	3	91	2.3	10	9	7.6
Wiren, Nyle	14	29	48	6	42	1.4	3	5	3.0
Bowden, Jame	11	10	28	1	27	2.7	3	8	2.5
Kaleo, John	12	22	34	10	24	1.1	6	8	2.0
McDonald, Dev	5	9	20	0	20	2.2	0	7	4.0
Stafford, Shane	8	5	9	1	8	1.6	1	5	1.0
TEAM	14	115	233	21	212	1.8	23	9	15.1
OPPONENTS	14	96	303	83	220	2.3	16	39	15.7

FIELD GOALS	M-A	PCT	01-19	20-29	30-39	40-49	50-99	LG	BLK
Black, Mike	13-22	59.1	3-3	2-3	5-9	2-4	1-3	50	2
TEAM	13-22	59.1	3-3	2-3	5-9	2-4	1-3	50	2
OPPONENTS	19-36	52.7	2-2	9-12	4-8	3-5	1-9	56	0

PASSING	GP	RATING	ATT-CMP-INT	PCT	YDS	TD	LNG	AVG/G
Kaleo, John	12	103.64	407-234-12	57.5	2900	59	45	241.7
Stafford, Shan	8	115.60	98-63-2	64.3	770	14	29	96.2
TEAM	14	105.42	505-297-14	58.8	3604	73	45	257.4
OPPONENTS	14	105.09	488-292-9	59.8	3464	61	45	247.4

RECEIVING	GP	NO.	YDS	AVG	TD	LONG	AVG/G
Bowden, James	11	90	1205	13.4	26	45	109.5
Edwards, Bernard	14	53	643	12.1	15	40	45.9
Twynner, Gunnard	7	39	560	14.4	15	34	80.0
Hart, Clinton	14	24	242	10.1	1	17	17.3
Wilson, Sir Mawn	12	22	287	13.0	3	38	23.9
Middleton, Harvey	8	22	231	10.5	7	30	28.9
Spann, Gregory	4	14	205	14.6	0	25	51.2
Hixon, Pierre	9	10	111	11.1	1	19	12.3
Wiren, Nyle	14	7	52	7.4	0	14	3.7
Oats, Jami	3	5	51	10.2	0	20	17.0
Bowden, Andre	12	4	32	8.0	0	11	2.7
Agee, Mel	14	3	7	2.3	3	4	0.5
Williams, Kevin	2	2	24	12.0	0	19	12.0
Epps, Torry	13	2	20	10.0	2	10	1.5
TEAM	14	297	3670	12.4	73	45	262.1
OPPONENTS	14	292	3572	12.2	61	45	255.1

KICK RETURNS	NO	YDS	AVG	TD	LONG
Bowden, James	56	1276	22.8	1	52
Twynner, Gunnard	11	178	16.2	0	37
Hart, Clinton	6	105	17.5	2	45
Middleton, Harvey	3	59	19.7	0	25
Wilson, Sir Mawn	3	55	18.3	0	27
Spann, Gregory	1	2	2.0	0	2
TEAM	80	1675	20.9	3	52
OPPONENTS	85	1584	18.6	3	58

FUMBLE RET	NO	YDS	AVG	TD	LONG
Wilson, Sir Mawn	3	68	22.7	2	26
Agee, Mel	1	2	2.0	1	2
Coleman, Jamie	1	13	13.0	0	13
Wiren, Nyle	1	4	4.0	0	4
Conner, Darion	0	0	0.0	1	0
TEAM	6	87	14.5	4	26
OPPONENTS	3	61	20.3	1	30

INTERCEPTIONS	NO	YDS	AVG	TD	LONG
Hart, Clinton	3	61	20.3	0	49
Henry, Tommy	2	0	0.0	0	0
Wiren, Nyle	1	7	7.0	0	7
Middleton, Harvey	1	1	1.0	0	1
Edwards, Bernard	1	16	16.0	0	16
Oats, Jami	1	13	13.0	0	13
TEAM	9	98	10.9	0	49
OPPONENTS	14	139	9.9	0	19

FG RETURNS	NO	YDS	AVG	TD	LONG
Twynner, Gunnard	4	113	28.2	0	51
Bowden, James	4	42	10.5	0	19
Middleton, Harvey	1	14	14.0	0	14
Conner, Darion	0	3	0.0	0	0
TEAM	9	172	19.1	0	51
OPPONENTS	4	82	20.5	0	26

SCORING	TD	FGS	KICK	RUSH	RCV	PASS	2PT	SAF	PTS
Bowden, James	30	0-0	0-0	1-1	1	0-0	0	0	184
Black, Mike	0	13-22	91-94	0-0	0	0-1	0	0	130
Twynner, Gunn	15	0-0	0-0	0-0	1	0-0	0	0	92
Edwards, Bern	15	0-0	0-0	0-0	0	0-0	0	0	90
Bowden, Andre	10	0-0	0-0	0-0	0	0-0	0	0	60
Middleton, Harv	7	0-0	0-0	0-0	0	0-0	0	0	42
Kaleo, John	6	0-0	0-0	0-0	0	3-5	0	0	36
Wilson, Sir Maw	5	0-0	0-0	0-0	0	0-0	0	0	30
Agee, Mel	4	0-0	0-0	0-0	0	0-0	0	0	24
Wiren, Nyle	3	0-0	0-0	0-1	0	0-0	0	0	18
Hart, Clinton	3	0-0	0-0	0-0	0	0-0	0	0	18
Epps, Torry	2	0-0	0-0	0-0	0	0-0	0	0	12
Stafford, Shane	1	0-0	0-0	0-0	0	1-1	0	0	6
Conner, Darion	1	0-0	0-0	0-0	0	0-0	0	0	6
Hixon, Pierre	1	0-0	0-0	0-0	0	0-0	0	0	6
Spann, Gregory	0	0-0	0-0	2	0-0	0	0	0	4
Williams, Rod	0	0-0	0-0	0-0	0	0-0	1	2	0
TEAM	103	13-22	91-94	1-2	4	4-7	0	1	760
OPPONENTS	81	19-37	66-73	2-4	0	0-3	0	0	613

2-PT. CONVERSIONS: TB 5-9, Opponent 2-7; J. Bowden 2, Spann 2, Twynner
SACKS: TB 17.0, Opponents 10.0; R. Williams 6.0, Conner 2.5, Wiren 2.5, Epps 2.0, Goff 1.5, McDonald 1.0, Miller 1.0, Wyatt 0.5

2002 STORM STATS

DATE	OPPONENT	W/L	SCORE	ATTENDANCE
4/20	Toronto	L	37-51	12,373
4/27	San Jose	L	54-61	11,344
5/04	@ Carolina	L	36-46	9,314
5/10	Chicago	W	66-53	9,387
5/17	@ Los Angeles	L	24-38	11,961
5/25	Carolina	L	45-49	14,856
5/31	@ Indiana	W	53-52	10,023
6/09	@ Orlando	W	48-45	12,855
6/15	New Jersey	L	33-55	15,394
6/22	@ Dallas	L	56-62 OT	13,050
6/29	@ Georgia	W	50-40	8,432
7/07	Orlando	L	48-55	11,784
7/13	@ Detroit	W	49-47	7,284
7/20	Georgia	W	67-61 OT	12,097

TEAM STATISTICS	TAM	OPP
SCORING	666	715
Points Per Game	47.6	51.1
FIRST DOWNS	287	251
Rushing	35	15
Passing	206	182
Penalty	46	41
RUSHING YARDAGE	228	188
Yards Gained Rushing	282	213
Yards Lost Rushing	54	25
Rushing Attempts	125	95
Average Per Rush	1.8	1.9
Average Per Game	16.3	13.4
TDs Rushing	21	16
PASSING YARDAGE	3576	3567
Att-Comp-Int	536-326-12	448-288-6
Average Per Pass	6.7	8.0
Average Per Catch	11.0	12.4
Average Per Game	254.8	254.8
TDs Passing	64	70
TOTAL OFFENSE	3804	3755
Total Plays	681	554
Average Per Play	5.6	6.8
Average Per Game	271.7	268.2
KICK RETURNS: #-YARDS	95-1868	69-1204
FG RETURNS: #-YARDS	9-112	7-92
INT RETURNS: #-YARDS	6-40	12-210
KICK RETURN AVERAGE	19.7	17.4
FG RETURN AVERAGE	12.4	13.1
INT RETURN AVERAGE	6.7	17.5
FUMBLES-LOST	28-18	18-13
PENALTIES-YARDS	110-694	118-749
Average Per Game	49.6	53.5
TIME OF POSSESSION/GAME	33:08	28:10
3RD-DOWN CONVERSIONS	53/105	33/78
3rd-Down Pct	50%	42%
4TH-DOWN CONVERSIONS	11/25	8/12
4th-Down Pct	44%	67%
SACKS BY-YARDS	8-47	20-103
MISC YARDS	44	85
TOUCHDOWNS SCORED	90	99
FIELD GOALS-ATTEMPTS	15-28	14-35
PAT-ATTEMPTS	63-73	67-83
2-pt PAT-ATTEMPTS	0-0	0-0
ATTENDANCE	87235	72919
Games/Avg Per Game	7/12462	7/10147

SCORE BY QTR.	1ST	2ND	3RD	4TH	OT	TOTAL
Tampa Bay Storm	108	232	103	217	6	666
Opponents	154	190	155	210	6	715

RUSHING	GP	ATT	GAIN	LOSS	NET	AVG	TD	LONG	AVG/G
Proctor, Basil	12	33	95	2	93	2.8	8	28	7.8
White, David	3	13	50	0	50	3.8	3	18	16.7
Lane, Deryl	6	14	32	7	25	1.8	4	18	4.2
McDonald, Dev	6	11	26	5	21	1.9	0	10	3.5
Stafford, Shane	12	19	29	11	18	0.9	2	8	1.5
Wiren, Nyle	12	14	17	6	11	0.8	1	4	0.9
Ashley, Alvin	4	5	17	7	10	2.0	0	8	2.5
Conner, Darion	14	1	6	0	6	0.0	0	6	0.4
Saunders, Dav	9	2	4	0	4	2.0	1	2	0.4
Abdul-Salaam	4								

STORM HISTORY

FIVE TIME WORLD CHAMPIONS | '91 '93 '95 '96 '03

2003 STORM STATS

DATE	OPPONENT	W/L	SCORE	ATTENDANCE
1/31	Carolina	W	60-20	8,354
2/10	@ Orlando	L	51-54	13,521
2/17	@ Las Vegas	L	55-61 OT	12,521
3/02	Grand Rapids	W	58-56	8,031
3/02	Detroit	W	62-60	15,434
3/08	Buffalo	W	52-27	15,848
3/16	Orlando	W	52-32	15,054
3/23	@ Indiana	W	41-20	9,457
3/28	Arizona	W	68-39	12,209
4/06	Georgia	W	58-39	12,374
4/11	@ Carolina	W	45-38 OT	6,121
4/20	Colorado	L	45-49	9,404
4/27	@ New York	W	59-45	9,767
5/04	@ Dallas	W	67-64	10,368
5/11	San Jose	L	34-47	11,024
5/18	@ Georgia	W	42-38	8,066

TEAM STATISTICS	TAM	OPP
Points Per Game	53.1	43.1
FIRST DOWNS	305	304
Rushing	444	27
Passing	221	217
Penalty	40	60
RUSHING YARDAGE	279	158
Yards Gained Rushing	310	194
Yards Lost Rushing	31	36
Rushing Attempts	136	104
Average Per Rush	2.1	1.5
Average Per Game	17.4	9.9
TDs Rushing	31	18
PASSING YARDAGE	4185	3850
Att-Comp-Int	522-321-14	672-337-22
Average Per Pass	8.0	6.7
Average Per Catch	13.0	11.4
Average Per Game	261.6	240.6
TDs Passing	76	69
TOTAL OFFENSE	4464	4008
Total Plays	668	705
Average Per Play	6.7	5.7
Average Per Game	279.0	250.5
KICK RETURNS: #-YARDS	93-1666	108-2162
FG RETURNS: #-YARDS	15-218	8-117
INT RETURNS: #-YARDS	22-241	14-176
KICK RETURN AVERAGE	17.9	20.0
FG RETURN AVERAGE	14.5	14.6
INT RETURN AVERAGE	11.0	12.6
FUMBLES-LOST	16-10	23-15
PENALTIES-YARDS	115-712	104-651
Average Per Game	44.5	40.7

TIME OF POSSESSION/GAME	3RD-DOWN CONVERSIONS	4TH-DOWN CONVERSIONS	4th-Down Pct	SACKS BY-YARDS	MISC YARDS	TOUCHDOWNS SCORED	FIELD GOALS-ATTEMPTS	PAT-ATTEMPTS	2-PT PAT-ATTEMPTS	ATTENDANCE	Games/Avg Per Game
31:18	40/93	12/24	50%	29-140	60	11-25	12-25	75-101	0-0	99701	8/12463
33/93	33/93	7/28	25%	10-61	9	96	10-31	73-83	0-0	77852	8/9732
40/93	33/93	7/28	25%	10-61	9	96	10-31	73-83	0-0	77852	8/9732
33/93	33/93	7/28	25%	10-61	9	96	10-31	73-83	0-0	77852	8/9732

SCORE BY QTR.	1ST	2ND	3RD	4TH	OT	TOTAL
Tampa Bay Storm	194	252	203	193	7	849
Opponents	134	178	147	224	6	689

RUSHING	GP	ATT	GAIN	LOSS	NET	AVG	TD	LONG	AVG/G
White, David	13	50	111	4	107	2.1	11	12	8.2
Proctor, Basil	14	44	96	6	90	2.0	7	14	6.4
Bowden, Andre	5	18	43	1	42	2.3	8	8	8.4
Solomon, Fred	16	12	29	6	23	1.9	4	7	1.4
Crespina, Keita	16	1	14	0	14	14.0	0	14	0.9
Conner, Darion	3	6	3	3	0	1.0	0	2	0.6
Kaleo, John	16	6	9	7	2	0.3	1	0	0.1
Wiren, Nyle	10	1	2	0	2	0.0	0	2	0.2
O'Hara, Pat	10	1	0	4	-4	-4.0	0	0	-0.4
TEAM	16	136	310	31	279	2.1	31	14	17.4
OPPONENTS	16	104	194	36	158	1.5	18	15	9.9

FIELD GOALS	M-A	PCT	01-19	20-29	30-39	40-49	50-99	LG	BLK
Elezovic, Pete	1-4	25.0	0-0	0-1	0-0	1-1	0-2	43	0
Howfield, Ian	7-11	63.6	2-2	3-4	1-1	0-2	1-2	50	0
Black, Mike	2-3	66.7	0-0	2-2	0-0	0-0	0-1	28	0
Cool, David	2-4	50.0	0-0	2-3	0-0	0-0	0-1	25	1
Kratz, Steve	0-2	0.0	0-0	0-0	0-1	0-0	0-1	0	0
Stucker, Kenny	0-1	0.0	0-0	0-0	0-1	0-0	0-0	0	0
TEAM	12-25	48.0	2-2	7-10	1-3	1-2	1-7	50	1
OPPONENTS	10-31	32.3	1-1	4-9	1-2	3-11	1-8	51	2

PASSING	GP	RATING	ATT-CMP-INT	PCT	YDS	TD	LNG	AVG/G
Kaleo, John	16	114.52	508-316-13	62.2	4188	75	44	261.8
O'Hara, Pat	10	33.93	14-5-1	35.7	47	1	15	4.7
TEAM	16	111.96	522-321-14	61.5	4185	76	44	261.6
OPPONENTS	16	93.36	572-337-22	58.9	3850	69	48	240.6

RECEIVING	GP	NO.	YDS	AVG	TD	LONG	AVG/G
Solomon, Freddie	16	106	1553	14.7	28	43	97.1
Samuels, Lawren	16	77	1037	13.5	18	44	64.8
Dell, Cliff	16	38	531	14.0	9	42	33.2
Saunders, David	11	38	440	11.6	11	37	40.0
Crespina, Keita	16	14	148	10.6	1	23	9.2
Compton, Gary	5	14	134	9.6	3	15	26.8
Ashley, Alvin	10	12	124	10.3	2	31	12.4
Toliver, Antoin	4	8	126	15.8	2	36	31.5
White, David	13	5	46	9.2	0	20	3.5
Proctor, Basil	14	2	34	17.0	0	18	2.4
Certain, Ernest	15	2	28	14.0	0	17	1.9
Cohen, B.J.	16	2	18	9.0	1	9	1.1
Bowden, Andre	5	2	4	2.0	0	3	0.8
Wilson, Troy	10	1	12	12.0	1	12	1.2
TEAM	16	321	4235	13.2	76	44	264.7
OPPONENTS	16	337	3984	11.8	69	48	249.0

KICK RETURNS	NO	YDS	AVG	TD	LONG
Solomon, Freddie	56	1037	18.5	2	55
Ashley, Alvin	13	257	19.8	0	41
Toliver, Antoin	11	264	24.0	0	53
Dell, Cliff	5	65	13.0	0	20
Crespina, Keita	4	24	6.0	0	13
Samuels, Lawren	4	19	4.8	1	7
TEAM	93	1666	17.9	3	55
OPPONENTS	108	2162	20.0	2	57

FUMBLE RET	NO	YDS	AVG	TD	LONG
Samuels, Lawren	3	15	5.0	1	15
White, David	2	0	0.0	0	0
Smith, Omarr	2	0	0.0	0	0
Crespina, Keita	1	45	45.0	1	45
Wiren, Nyle	1	0	0.0	0	0
Certain, Ernest	1	0	0.0	0	0
Toliver, Antoin	1	0	0.0	0	0
Saunders, David	1	0	0.0	0	0
Compton, Gary	0	0	0.0	1	0
TEAM	12	60	5.0	3	45
OPPONENTS	7	9	1.3	1	9

INTERCEPTIONS	NO	YDS	AVG	TD	LONG
Smith, Omarr	8	76	9.5	1	38
Sawyer, Corey	8	0	0.0	1	39
Samuels, Lawren	4	29	7.2	1	19
Cohen, B.J.	2	28	14.0	2	15
Crespina, Keita	1	20	20.0	1	20
Traver, Hurley	1	12	12.0	0	12
TEAM	22	241	11.0	6	39
OPPONENTS	14	176	12.6	5	37

FG RETURNS	NO	YDS	AVG	TD	LONG
Solomon, Freddie	13	192	14.8	0	24
Ashley, Alvin	1	10	10.0	0	10
Toliver, Antoin	1	16	16.0	0	16
TEAM	15	218	14.5	0	24
OPPONENTS	8	117	14.6	0	39

SCORING	TD	FGS	KICK	RUSH	RCV	PASS	ZPT	SAF	PTS
Solomon, Fred	34	0-0	0-0	0-0	0-0	0-0	0	0	204
Samuels, Lawr	21	0-0	0-0	0-0	0-0	0-0	0	0	128
White, David	11	0-0	0-0	1-1	0-0	0-0	0	0	68
Saunders, Dav	11	0-0	0-0	0-0	0-0	0-0	0	0	66
Howfield, Ian	0	7-11	38-50	0-0	0-0	0-0	0	0	59
Dell, Cliff	9	0-0	0-0	0-0	1-0	0-0	0	0	56
Bowden, Andre	8	0-0	0-0	0-1	0-0	0-0	0	0	48
Proctor, Basil	7	0-0	0-0	0-0	0-0	0-0	0	0	42
Compton, Gary	4	0-0	0-0	0-0	0-0	0-0	0	0	24
Crespina, Keita	3	0-0	0-0	0-0	3-0	0-0	0	0	24
Cohen, B.J.	3	0-0	0-0	0-0	0-0	0-0	0	0	18
Black, Mike	0	2-3	10-11	0-0	0-0	0-0	0	0	16
Cool, David	0	2-4	10-15	0-0	0-0	0-0	0	0	16
Toliver, Antoin	2	0-0	0-0	0-2	0-1	0-0	0	0	16
Ashley, Alvin	2	0-0	0-0	0-0	0-0	0-0	0	0	14
Elezovic, Pete	0	1-4	11-18	0-0	0-0	0-0	0	0	14
Sawyer, Corey	1	0-0	0-0	1-1	0-0	0-0	0	0	8
Kaleo, John	1	0-0	0-0	0-1	0-0	0-0	0	0	6
Wilson, Troy	1	0-0	0-0	0-0	0-0	0-0	0	0	6
Smith, Omarr	1	0-0	0-0	0-0	0-0	0-0	0	0	6
Stucker, Kenny	0	0-1	6-6	0-0	0-0	0-0	0	0	6
Kinney, Kelvin	0	0-0	0-0	0-0	0-0	0-0	1	2	2
Lucas, Al	0	0-0	0-0	0-0	0-0	0-0	1	2	2
Kratz, Steve	0	0-2	0-1	0-0	0-0	0-0	0	0	0
TEAM	119	12-25	75-101	2-4	8	8-15	0	2	849
OPPONENTS	96	10-31	73-83	1-3	4	4-10	0	0	689

2-PT. CONVERSIONS: TB 10-19, Opponents 5-13: Crespina 3, Toliver 2, Ashley, Dell, Samuels, Sawyer, White
SACKS: TB 29.0, Opponents 10.0: Cohen 7.0, Kinney 5.0, Samuels 3.5, White 2.5, Pouliua 2.0, A. Bowden 1.5, Certain 1.5, Lucas 1.5, Wiren 1.5, Proctor 1.0, R. Williams 1.0, Wilson 1.0

2004 STORM STATS

DATE	OPPONENT	W/L	SCORE	ATTENDANCE
2/08	Orlando	W	52-41	15,404
2/13	Georgia	L	62-70	14,104
2/22	@ AUSTIN	L	48-56	12,407
2/29	Philadelphia	W	40-37	16,844
3/07	@ New Orleans	L	43-55	14,837
3/14	New York	L	35-40	13,904
3/21	@ Carolina	L	43-54	5,212
3/27	@ Georgia	W	53-24	10,322
4/04	San Jose	L	55-62	12,204
4/11	@ Chicago	L	36-51	11,412
4/18	Austin	W	58-52 OT	12,304
4/25	@ Columbus	W	46-36	15,108
5/02	@ Orlando	W	63-58	13,714
5/09	Los Angeles	W	63-55	12,778
5/23	New Orleans	W	59-51	17,244
5/30	@ Dallas	W	59-57	7,836

TEAM STATISTICS	TAM	OPP
Points Per Game	81.5	79.9
FIRST DOWNS	50.9	49.9
Rushing	313	272
Passing	224	206
Penalty	53	39
RUSHING YARDAGE	YDS 384	252
Yards Gained Rushing	217	275
Yards Lost Rushing	33	23
Rushing Attempts	119	101
Average Per Rush	1.5	2.5
Average Per Game	11.5	15.8
TDs Rushing	16	16
PASSING YARDAGE	4025	3811
Att-Comp-Int	553-341-15	551-320-14
Average Per Pass	6.3	6.9
Average Per Catch	11.8	11.9
Average Per Game	251.6	238.2
TDs Passing	78	79
TOTAL OFFENSE	4209	4063
Total Plays	682	666
Average Per Play	6.2	6.1
Average Per Game	263.1	253.9
KICK RETURNS: #-YARDS	94-1664	94-1938
FG RETURNS		

STORM HISTORY

FIVE TIME WORLD CHAMPIONS | '91 '93 '95 '96 '03

2005 STORM STATS

DATE	OPPONENT	W/L	SCORE	ATTENDANCE
2/30	San Jose	W	63-33	13,005
2/06	Austin	W	62-45	10,104
2/11	@ Orlando	L	46-61	14,478
2/15	@ New Orleans	L	42-48 OT	16,503
3/06	Grand Rapids	W	70-50	16,384
3/13	Arizona	W	59-56	16,004
3/20	@ Philadelphia	L	63-69	16,542
3/26	@ Los Angeles	L	28-59	12,819
4/02	Georgia	W	48-38	15,114
4/09	Orlando	W	54-42	18,794
4/17	@ Austin	W	54-42	12,581
4/24	@ Nashville	L	21-37	8,026
4/30	New Orleans	W	47-36	16,501
5/08	@ Georgia	L	40-52	10,477
5/15	New York	W	61-58	18,244
5/22	@ Columbus	W	78-53	12,990

TEAM STATISTICS	TAM	OPP
SCORING	836	779
Points Per Game	52.2	48.7
FIRST DOWNS	343	307
Rushing	39	38
Passing	251	226
Penalty	53	43
RUSHING YARDAGE	220	283
Yards Gained Rushing	254	289
Yards Lost Rushing	34	6
Rushing Attempts	112	109
Average Per Rush	2.0	2.6
Average Per Game	13.8	17.7
TDs Rushing	25	25

PASSING YARDAGE	ATT-COMP-INT	TD	LONG	AVG/G
Att-Comp-Int	638-409-14	588-344-15		
Average Per Pass	7.0	6.9		
Average Per Catch	11.0	11.9		
Average Per Game	279.9	255.4		
TDs Passing	85	82		
TOTAL OFFENSE	4699	4369		
Total Plays	762	710		
Average Per Play	6.2	6.2		
Average Per Game	293.7	273.1		

KICK RETURNS: #-YARDS	FG RETURNS: #-YARDS	INT RETURNS: #-YARDS	KICK RETURN AVERAGE	FG RETURN AVERAGE	INT RETURN AVERAGE	FUMBLES-LOST	PENALTIES-YARDS	3RD-DOWN CONVERSIONS	4TH-DOWN CONVERSIONS	SACKS BY-YARDS	MISC YARDS	TOUCHDOWNS SCORED	FIELD GOALS-ATTEMPTS	PAT-ATTEMPTS	ATTENDANCE	GAMES/AVG PER GAME
KICK RETURNS: #-YARDS	17-1205	99-1761														
FG RETURNS: #-YARDS	13-188	2-15														
INT RETURNS: #-YARDS	15-179	14-63														
KICK RETURN AVERAGE	15.6	17.8														
FG RETURN AVERAGE	14.5	7.5														
INT RETURN AVERAGE	11.9	4.5														
FUMBLES-LOST	17-12	19-15														
PENALTIES-YARDS	131-801	134-797														
Average Per Game	50.1	49.8														
TIME OF POSSESSION/GAME	32:01	28:44														
3RD-DOWN CONVERSIONS	54/116	53/111														
3rd-Down Pct	47%	48%														
4TH-DOWN CONVERSIONS	11/25	14/29														
4th-Down Pct	44%	48%														
SACKS BY-YARDS	13-83	12-78														
MISC YARDS	1	16														
TOUCHDOWNS SCORED	112	112														
FIELD GOALS-ATTEMPTS	17-30	6-28														
4-point drop-kick FGs	0-0	0-0														
PAT-ATTEMPTS	97-106	87-105														
2-point drop-kick PATs	0-0	0-0														
ATTENDANCE	124,150	104,416														
Games/Av Avg Per Game	8/15519	8/13052														

SCORE BY QTR.	1ST	2ND	3RD	4TH	OT	TOTAL
Tampa Bay Storm	169	254	162	251	0	836
Opponents	184	204	158	227	6	779

RUSHING	GP	ATT	GAIN	LOSS	NET	AVG	TD	LONG	AVG/G
White, David	10	25	99	5	94	3.8	4	20	9.4
Penright, Jarrod	6	20	57	4	53	2.7	4	18	8.8
Muhammad, U.	13	29	47	5	42	1.4	7	8	3.2
Stafford, Shane	16	29	44	11	33	1.1	10	7	2.1
Wiren, Nyle	13	1	2	0	2	2.0	0	2	0.2
Samuels, Lawrnc	16	1	0	0	0	0.0	0	0	0.0
Cogell, Jeff	3	4	5	0	5	0.0	0	3	0.0
Derricks, Antho	14	1	0	1	-1	-1.0	0	0	-0.1
Bendross, Dem	3	1	0	1	-1	-1.0	0	0	-0.3
Case, Stoney	3	1	0	2	-2	-2.0	0	0	-0.7
TEAM	16	112	254	34	220	2.0	25	20	13.8
OPPONENTS	16	109	289	6	283	2.6	25	28	17.7

FIELD GOALS	M-A	PCT	01-19	20-29	30-39	40-49	50-99	LG	BLK
George, Matt	17-30	56.7	3-4	10-11	4-9	0-1	0-5	38	2
TEAM	17-30	56.7	3-4	10-11	4-9	0-1	0-5	38	2
OPPONENTS	6-28	21.4	0-0	2-4	1-8	3-9	0-7	43	2

PASSING	GP	RATING	ATT-CMP-INT	PCT	YDS	TD	LNG	AVG/G
Stafford, Shan	16	109.07	631-405-14	64.2	4522	83	45	282.6
Case, Stoney	3	110.12	7-4-0	57.1	35	2	21	11.7
TEAM	16	108.92	638-409-14	64.1	4479	85	45	279.9
OPPONENTS	16	104.02	588-344-15	58.5	4086	82	45	255.4

RECEIVING	GP	NO.	YDS	AVG	TD	LONG	AVG/G
Samuels, Lawr	16	23	1411	11.5	19	45	88.2
Dell, Cliff	16	74	746	10.1	22	38	46.6
Solomon, Freddie	11	66	849	12.9	16	43	77.2
Saunders, David	6	29	309	10.7	5	38	51.5
Derricks, Anthony	14	27	275	10.2	1	35	19.6
Daniels, Ronney	9	22	306	13.9	8	42	34.0
Elpheage, Lynarise	12	20	194	9.7	3	30	16.2
Toliver, T.T.	4	17	169	9.9	5	34	42.2
Bendross, Demetri	3	13	212	16.3	5	39	70.7
Christian, Kenny	3	4	22	5.5	1	8	7.3
Muhammad, U.	13	3	12	4.0	0	6	0.9
White, David	10	3	7	2.3	0	4	0.7
Hall, Ricky	16	2	17	8.5	0	11	1.1
Penright, Jarrod	6	2	13	6.5	0	7	2.2
Certain, Ernest	16	1	14	14.0	0	14	0.9
Ross, Ernest	2	1	5	5.0	0	5	2.5
Wiren, Nyle	13	1	0	0.0	0	0	0.0
Stafford, Shane	16	1	-4	-4.0	0	0	-0.2
TEAM	16	409	4557	11.1	85	45	284.8
OPPONENTS	16	344	4169	12.1	82	45	260.6

KICK RETURNS	NO	YDS	AVG	TD	LONG
Derricks, Anthony	27	517	19.1	1	58
Solomon, Freddie	18	295	16.4	0	30
Toliver, T.T.	12	204	17.0	0	34
Dell, Cliff	11	135	12.3	0	40
Bendross, Demetri	4	35	8.8	0	13
Samuels, Lawrenc	3	7	2.3	0	6
Saunders, David	1	12	12.0	0	12
White, David	1	0	0.0	0	0
TEAM	77	1205	15.6	1	58
OPPONENTS	99	1761	17.8	3	57

FUMBLE RET	NO	YDS	AVG	TD	LONG
Certain, Ernest	1	1	1.0	0	1
TEAM	1	1	1.0	0	1
OPPONENTS	2	16	8.0	2	16

INTERCEPTIONS	NO	YDS	AVG	TD	LONG
Ordway, Jonathan	6	59	9.8	1	49
Derricks, Anthony	2	34	17.0	0	20
Samuels, Lawrenc	2	17	8.5	0	17
Elpheage, Lynarise	1	37	37.0	0	15
Jones, Tramain	1	0	0.0	0	0
Sutton, Mike	1	32	32.0	0	32
Toliver, T.T.	1	0	0.0	0	0
Saunders, David	1	0	0.0	0	0
TEAM	15	179	11.9	1	49
OPPONENTS	14	63	4.5	0	15

FG RETURNS	NO	YDS	AVG	TD	LONG
Solomon, Shane	5	52	10.4	0	15
Derricks, Anthony	4	58	14.5	0	20
Bendross, Demetri	2	15	7.5	0	9
Dell, Cliff	1	9	9.0	0	9
Toliver, T.T.	1	53	53.0	1	53
Saunders, David	0	1	0.0	0	0
TEAM	13	188	14.5	1	53
OPPONENTS	2	15	7.5	0	8

SCORING	TD	FGS	KICK	RUSH	RVCV	PASS	2PT	SAF	PTS
George, Matt	0	17-30	97-106	0-0	0-0	0-0	0	0	148
Dell, Cliff	22	0-0	0-0	0-1	0-1	0-0	0	0	134
Samuels, Lawr	19	0-0	0-0	0-1	0-0	0-0	0	0	116
Solomon, Fred	16	0-0	0-0	0-0	0-0	0-0	0	0	96
Stafford, Shan	10	0-0	0-0	0-0	0-0	0-0	0	0	60
Daniels, Ronney	8	0-0	0-0	0-0	0-0	0-0	0	0	48
Muhammad, U.	7	0-0	0-0	0-0	0-0	0-0	0	0	44
Toliver, T.T.	6	0-0	0-0	0-0	0-0	0-0	0	0	36
Bendross, Deme	5	0-0	0-0	0-0	0-0	0-0	0	0	30
Saunders, David	5	0-0	0-0	0-0	0-0	0-0	0	0	30
White, David	4	0-0	0-0	0-0	0-0	0-0	0	0	24
Penright, Jarrod	4	0-0	0-0	0-0	0-0	0-0	0	0	24
Elpheage, Lynar	3	0-0	0-0	0-0	0-0	0-0	0	0	18
Derricks, Anthon	2	0-0	0-0	0-0	0-0	0-0	0	0	12
Ordway, Jonath	1	0-0	0-0	0-0	0-0	0-0	0	0	6
Christian, Kenny	1	0-0	0-0	0-0	0-0	0-0	0	0	6
Hall, Ricky	0	0-0	0-0	0-0	0-0	0-0	0	0	1
TEAM	0	0-0	0-0	0-0	0-0	0-0	0	0	1
Case, Stoney	0	0-0	0-0	0-0	0-0	0-0	0	0	0
TEAM	113	17-30	97-106	0-1	2-26	0	3	836	
OPPONENTS	112	6-28	87-105	0-5	0-2	0	1	779	

SCORE BY QTR.	1ST	2ND	3RD	4TH	OT	TOTAL
Tampa Bay Storm	187	203	192	228	0	810
Opponents	192	248	196	223	6	779

RUSHING	GP	ATT	GAIN	LOSS	NET	AVG	TD	LONG	AVG/G
Stafford, Shan	16	32	63	4	59	1.8	10	14	3.7
Muhammad, U.	16	30	61	11	50	1.7	4	10	3.1
Penright, Jarro	12	21	48	0	48	2.3	6	5	4.0
Hunt, Aaron	9	3	13	1	12	4.0	0	9	1.3
Elpheage, Lyna	15	3	7	0	7	2.3	0	4	0.5
Sippio, Bobby	9	3	5	0	5	1.7	2	3	0.6
Hall, Ricky</									

STORM HISTORY

FIVE TIME WORLD CHAMPIONS | '91 '93 '95 '96 '03

2007 STORM STATS

DATE	OPPONENT	W/L	SCORE	ATTENDANCE
3/2	ORLANDO	L	27-52	15,619
3/10	@ Dallas	L	40-59	13,805
3/17	Georgia	L	47-61	13,664
3/23	New York	L	52-59	13,134
3/31	@ San Jose	L	49-69	13,916
4/7	New Orleans	L	66-41	16,644
4/14	@ Orlando	L	37-61	15,303
4/29	Columbus	W	34-42	15,303
5/6	@ Austin	W	66-45	13,110
5/12	@ Los Angeles	W	40-37	12,439
5/18	Arizona	W	59-50	16,044
5/26	@ Georgia	L	38-52	10,749
6/2	@ New Orleans	W	61-55	16,821
6/9	Philadelphia	W	69-59	17,654
6/16	@ Grand Rapids	W	69-40	6,115
6/23	Austin	W	55-51	18,244

TEAM STATISTICS	TAM	OPP
SCORING	809	825
Points Per Game	50.6	51.6
FIRST DOWNS	326	323
Rushing	43	32
Passing	236	246
Penalty	47	45
RUSHING YARDAGE	298	298
Yards gained rushing	331	323
Yards lost rushing	33	25
Rushing Attempts	128	104
Average Per Rush	2.3	2.9
Average Per Game	18.6	18.6
TDs Rushing	32	14
PASSING YARDAGE	4296	4502
Att-Comp-Int	574-380-15	598-381-21
Average Per Pass	7.5	7.7
Average Per Catch	11.3	11.8
Average Per Game	268.5	281.4
TDs Passing	71	91
TOTAL OFFENSE	4594	4800
Total Plays	718	715
Average Per Play	6.4	6.7
Average Per Game	287.1	300.0
KICK RETURNS: #-YARDS	83-1421	95-1712
FG RETURNS: #-YARDS	6-145	2-25
INT RETURNS: #-YARDS	21-277	15-100
KICK RETURN AVERAGE	17.1	18.0
FG RETURN AVERAGE	24.2	12.5
INT RETURN AVERAGE	13.2	6.7
FUMBLES-LOST	18-16	16-11
PENALTIES-YARDS	148-864	130-784
Average Per Game	54.0	49.0
TIME OF POSSESSION/GAME	30:42	29:18
3RD-DOWN CONVERSIONS	49/106	37/89
3rd-Down Pct	46%	42%
4TH-DOWN CONVERSIONS	15/25	18/29
4th-Down Pct	60%	62%
SACKS BY-YARDS	13-88	16-103
MISC YARDS	36	125
TOUCHDOWNS SCORED	110	116
FIELD GOALS-ATTEMPTS	17-24	11-22
4-point drop-kick FGs	0-0	0-0
PAT-ATTEMPTS	96-109	94-113
2-point drop-kick PATs	0-0	0-0
ATTENDANCE	126306	102258
Games/Avg Per Game	8/15788	8/12782

SCORE BY QTR.	1ST	2ND	3RD	4TH	OT	TOTAL
Tampa Bay Storm	191	220	151	247	-	809
Opponents	180	243	163	239	-	825

RUSHING	GP	ATT	GAIN	LOSS	NET	AVG	TD	LONG	AVG/G
T. Royal	16	44	94	3	91	2.1	11	10	5.9
C. Saintil	2	7	9	2	7	1.0	4	3	3.5
E. Ortiz	9	8	9	0	9	1.0	3	4	1.0
B. Dietz	16	5	18	1	17	3.4	0	6	1.0
S. Robinson	6	3	5	2	3	1.0	0	4	0.5
D. Rubin	11	2	11	1	10	5.0	0	11	1.0
J. Bear	8	2	5	0	5	2.5	1	5	0.6
Totals	16	71	151	9	142	1.9	11	11	8.8
Opponent	16	123	580	53	527	4.3	28	32	32.9

FIELD GOALS	M-A	PCT	01-19	20-29	30-39	40-49	50-99	LG	BLK
G. Rivas	5-9	55.6	0-0	4-6	0-1	1-1	0-1	45	1
OPPONENTS	8-16	50.0	0-0	3-4	3-6	1-3	1-3	30	1

PASSING	GP	RATING	ATT-CMP-INT	PCT	YDS	TD	LNG	AVG/G
B. Dietz	9	119.29	302-199-7	65.9	2395	47	47	266.1
J. Kaleo	8	98.48	199-133-6	66.8	1464	18	40	183.0
S. Case	7	96.83	73-48-2	65.8	540	6	45	77.1
Total	16	108.47	574-380-15	66.2	4296	71	47	268.5
Opponents	16	109.96	598-381-21	63.7	4502	91	46	281.4

RECEIVING	GP	NO.	YDS	AVG	TD	LONG	AVG/G
T. Timmons	16	118	1383	11.7	37	42t	86.4
H. Edwards	15	114	1749	15.3	36	45t	116.6
D. Rubin	11	70	1113	15.9	22	42t	101.2
S. Robinson	6	35	454	13.8	4	36t	75.7
C. Saintil	2	15	190	12.7	5	32	95.0
L. Samuels	4	12	112	9.3	1	24	28.0
J. Geathers	1	5	42	8.4	0	11	42.0
T. Kaleita	15	4	24	6.0	2	9	1.6
J. Willis	3	3	30	10.0	0	14	10.0
T. Royal	16	2	14	7.0	0	4	0.9
J. Roberson	1	1	7	7.0	0	7	7.0
Totals	16	377	5118	13.6	107	45t	319.9
Opponent	16	362	4238	11.7	85	48t	264.9

KICK RETURNS	NO	YDS	AVG	TD	LONG
J. McCoy	39	741	19.0	0	51
S. Robinson	32	536	16.8	0	39
D. Rubin	14	239	17.1	0	39
C. Saintil	4	84	21.0	0	29
H. Edwards	4	73	18.3	0	34
J. Roberson	2	48	24.0	0	33
M. Hawthorne	3	10	3.3	0	10
B. Hefflin	1	0	0.0	0	0
Totals	99	1731	17.5	0	51
Opponent	103	1562	15.2	2	58

FUMBLE RET	NO	YDS	AVG	TD	LONG
M. Hawthorne	4	0	0.0	2	0
J. Smith	2	8	4.0	0	8
C. Dukes	2	10	5.0	1	10
T. McGill	1	0	0.0	0	0
E. McIntosh	1	30	30.0	1	30
E. Ortiz	1	9	9.0	0	9
Total	11	57	5.2	4	30
Opponents	11	37	3.4	0	26

INTERCEPTIONS	NO	YDS	AVG	TD	LONG
B. Hefflin	4	18	4.5	0	11
M. Hawthorne	3	26	8.7	1	12
D. Brutley	2	26	13.0	0	14
E. McIntosh	2	2	1.0	0	2
J. McCoy	1	42	42.0	0	42
D. Bolden	1	17	17.0	0	17
J. Geathers	1	3	3.0	0	3
E. Ortiz	1	0	0.0	0	0
J. Ordway	1	-3	-3.0	0	-3
Total	16	131	8.2	1	42
Opponents	16	141	8.8	1	46t

FG RETURNS	NO	YDS	AVG	TD	LONG
Total	0	0	0.0	0	0
Opponents	0	0	0.0	0	0

SCORING	TD	FGS	KICK	RUSH	RCV	PASS	ZPT	SAF	PTS
T. Shaw	24	0-0	0-0	0-0	0-0	0	0	0	144
S. Marler	0	16-20	92-99	0-0	0-1	0	0	0	140
T. Marshall	17	0-0	0-0	0-0	0-0	0	0	0	102
T.T. Toliver	17	0-0	0-0	0-0	0-0	0	0	0	102
L. Samuels	16	0-0	0-0	0-0	0-0	0	0	0	96
R. Filer	9	0-0	0-0	0-0	0-0	0	0	0	54
H. Edwards	7	0-0	0-0	0-0	0-0	0	0	0	42
K. Williams	4	0-0	0-0	0-0	0-0	0	0	0	24
J. Johnson	3	0-0	0-0	0-0	0-0	0	0	0	18
S. Case	2	0-0	0-0	0-0	0-0	0	0	0	12
B. Dietz	2	0-0	0-0	0-0	0-0	0	0	0	12
M. Brown	2	0-0	0-0	0-0	0-0	0	0	0	12
D. Bendross	2	0-0	0-0	0-0	0-0	0	0	0	12
T. Kaleita	1	0-0	0-0	0-0	0-0	0	0	0	6
J. Kaleo	1	0-0	0-0	0-0	0-0	0	0	0	6
L. Kennedy	1	0-0	0-0	0-0	0-0	0	0	0	6
E. Certain	1	0-0	0-0	0-0	0-0	0	0	0	6
T. McGill	1	0-0	0-0	0-0	0-0	0	0	0	6
M. Leach	0	0-1	4-6	0-0	0-0	0	0	0	4
B. Gramatica	0	1-3	0-4	0-0	0-0	0	0	0	3
Total	110	17-24	96-109	0-1	0-1	0	0	0	809
Opponents	116	11-22	94-113	0-0	0-3	0	1	0	825

2-PT. CONVERSIONS: TB 0-2, Opponents 0-3;
SACKS: TB 13.0, Opponents 16.0; Briggs 5.0, McGill 5.0, Word 2.0, Marshall 1.0

2008 STORM STATS

DATE	OPPONENT	W/L	SCORE	ATTENDANCE
3/1	@ Kansas City	W	51-49	13,356
3/7	Georgia	W	69-48	18,194
3/16	@ New Orleans	L	55-76	13,011
3/29	@ Philadelphia	L	51-59	16,179
4/5	@ Columbus	L	49-51	14,256
4/13	Arizona	L	62-63	16,413
4/18	New York	L	47-66	17,104
4/26	@ Orlando	W	48-41	13,365
5/5	Chicago	L	46-51	14,491
5/9	New Orleans	W	41-37	16,934
5/16	@ Grand Rapids	W	58-50	7,205
5/23	Cleveland	W	58-48	15,976
5/31	@ Georgia	L	55-56	10,400
6/7	Orlando	W	71-61	17,344
6/14	@ San Jose	L	70-73	14,042
6/21	Los Angeles	W	72-47	17,891

TEAM STATISTICS	TAM	OPP
SCORING	876	876
Points Per Game	56.4	54.8
FIRST DOWNS	348	331
Rushing	41	35
Passing	260	244
Penalty	47	52
RUSH YARDAGE	194	249
Yards Gained	247	294
Yards Lost	51	45
Attempts	111	119
Average Per Rush	1.7	2.2
Average Per Game	12.1	15.6
TDs Rushing	32	21
PASS YARDAGE	4494	4128
Att-Comp-Int	586-377-12	562-382-18
Average Per Pass	7.8	7.6
Average Per Catch	11.9	10.8
Average Per Game	280.9	258
TDs Passing	86	94
TOTAL OFFENSE	4688	4377
Total Plays	713	698
Average Per Play	6.6	6.3
Average Per Game	293	273.6
KICK RETURNS: #-YARDS	100-1564	105-1671
FG RETURNS: #-YARDS	3-40	3-73
INT RETURNS: #-YARDS	18-171	12-206
KICK RETURN AVERAGE	15.6	15.9
FG RETURN AVERAGE	13.3	24.3
INT RETURN AVERAGE	9.5	17.2
FUMBLES-LOST	19-13	24-16
PENALTIES-YARDS	150-858	137-793
Average Per Game	53.6	49.6
TIME OF POSSESSION/GAME	31:10	28:50
3RD-DOWN CONVERSIONS	44/92	53/96
3rd-Down Pct	48%	55%
4TH-DOWN CONVERSIONS	18/25	17/26
4th-Down Pct	72%	65%
SACK BY-YARDS	18-129	16-80
MISC YARDS	16	19
TOUCHDOWNS SCORED	126	123
FIELD GOALS-ATTEMPTS	11-19	9-16
4-point drop-kick FGs	0-0	0-0
PAT-ATTEMPTS	112-125	97-117
2-point drop-kick PATs	0-0	0-0
ATTENDANCE	134347	101814
Games/Avg Per Game	8/16793	8/12727

SCORE BY QTR.	1ST	2ND	3RD	4TH	OT	TOTAL
Tampa Bay Storm	208	243	196	256	-	903
Opponents	164	264	160	288	-	876

RUSHING	GP	ATT	GAIN	LOSS	NET	AVG	TD	LONG	AVG/G
T. Marshall	15	73	140	40	100	1.4	23	11	6.7
B. Dietz	16	17	51	7	44	2.6	4	18	2.8
P. Glover	9	8	16	5	11	1.4	3	8	1.2
M. Brown	4	4	21	0	21	5.3	1	9	5.2
S. Robinson	12	4	11	2	9				

STORM HISTORY

FIVE TIME WORLD CHAMPIONS | '91 '93 '95 '96 '03

2010 STORM STATS

DATE	OPPONENT	W/L	SCORE	ATTENDANCE
4/3	at Tulsa	L	58-69	6,688
4/16	Dallas	W	54-41	14,122
4/25	at Milwaukee	L	61-72	4,049
5/1	Arizona	W	62-61	12,874
5/7	Jacksonville	L	43-46	14,201
5/15	at Bossier City	W	48-44	4,784
5/28	at Orlando	W	62-50	10,924
6/5	Oklahoma City	W	50-48	16,200
6/11	at Alabama	W	61-55	5,994
6/19	at Utah	W	65-40	4,525
6/25	Bossier City	W	78-39	15,808
7/2	Chicago	W	68-60	15,704
7/9	at Dallas	W	56-34	5,009
7/17	at Jacksonville	L	47-49	13,011
7/24	Alabama	W	53-29	15,685
7/31	Orlando	L	60-75	17,302

TEAM STATISTICS	TAM	OPP
SCORING	926	812
Points per game	57.8	50.8
FIRST DOWNS	354	326
Rushing	30	54
Passing	278	216
Penalty	45	56
RUSH YARDAGE	142	527
Yards Gained	151	580
Yards Lost	9	53
Attempts	71	123
Average Per Rush	2.0	4.2
Average Per Game	8.9	32.9
TDs Rushing	19	28
PASS YARDAGE	5118	4238
Att-Comp-Int	580-377-16	602-362-16
Average Per Pass	8.8	7.0
Average Per Catch	13.6	11.7
Average Per Game	319.9	264.9
TDs Passing	107	85
TOTAL OFFENSE	5190	4618
Total Plays	663	755
Average Per Play	7.8	6.1
Average Per Game	324.4	288.6

KICK RETURNS: #-YARDS	FG RETURNS: #-YARDS	INT RETURNS: #-YARDS	KICK RETURN AVERAGE	FG RETURN AVERAGE	INT RETURN AVERAGE	FUMBLES-LOST	PENALTIES-YARDS	3RD-DOWN CONVERSIONS	4TH-DOWN CONVERSIONS	SACK BY-YARDS	MISC YARDS	TOUCHDOWNS SCORED	FIELD GOAL-ATTEMPTS	PAT-ATTEMPTS	ATTENDANCE
99-1731	103-1562	16-131	16-141	17.5	31.0	6.5	8.8	80.5	68.4	30-147	12-70	131	116	100-124	121896
2-13	1-31	17-15	15.1	6.2	31.0	8.2	8.8	41/81	61/115	0	0	5-9	8-16	0-0-0	8/6879

SCORE BY QTR.	1ST	2ND	3RD	4TH	OT	TOTAL
Tampa Bay Storm	173	302	198	253	-	926
Opponents	175	226	160	251	-	812

RUSHING	GP	ATT	GAIN	LOSS	NET	AVG	TD	LONG	AVG/G
T. Marshall	15	55	125	18	107	17	9	7.1	
R. Filer	4	27	100	4	96	3.6	9	14	24.0
M. Brown	4	9	43	0	43	4.8	1	23	10.8
T.T. Toliver	12	5	24	0	24	4.8	0	13	2.0
J. Kaleo	8	8	17	1	16	2.0	1	7	2.0
B. Dietz	9	10	9	2	7	0.7	2	4	0.8
S. Case	7	4	4	0	4	1.0	2	3	0.6
C. Crossley	1	6	7	4	3	0.5	0	3	3.0
R. Williams	6	1	1	0	1	1.0	0	1	0.2
J. Penright	9	3	1	4	-3	-1.0	0	1	-0.3
Total	16	128	331	33	298	2.3	32	23	18.6
Opponents	16	104	323	25	298	2.9	14	24	18.6

FIELD GOALS	M-A	PCT	01-19	20-29	30-39	40-49	50-59	LG	BLK
Gramatica	1-3	33.3	0-0	1-1	0-0	0-1	0-1	37	0
Leach	0-1	0.0	0-0	0-0	0-0	0-1	0	0	0
Marler	16-20	80.0	3-4	6-6	6-8	1-1	0-1	41	1

PASSING	GP	RATING	ATT-CMP-INT	PCT	YDS	TD	LNG	AVG/G
B. Dietz	16	121.2	572-373-16	65.2	5054	106	45t	315.9
A. Weatherford	16	108.3	8-4-0	50.0	64	1	24t	4.0
TEAM	16	129.6	0-0-0	0.0	-70	0	0	-4.4
Total	16	39.6	580-377-16	65.0	5048	107	45t	315.5
Opponents	16	101.0	602-362-16	60.1	4091	85	48t	255.7

RECEIVING	GP	NO.	YDS	AVG	TD	LONG	AVG/G
L. Samuels	16	122	1143	9.4	15	35	71.4
T. Shaw	16	101	1411	14.0	24	47	88.2
T.T. Toliver	12	99	1193	12.1	17	45	99.4
H. Edwards	4	22	251	11.4	7	29	62.8
D. Bendross	2	13	143	11.0	2	39	71.5
K. Williams	14	10	140	14.0	3	39	10.0
T. Kaleita	10	3	26	8.7	1	12	2.6
T. Marshall	15	3	23	7.7	0	9	1.5
R. Filer	4	3	20	6.7	0	10	5.0
M. Brown	4	2	35	17.5	1	20	8.8
E. Certain	16	2	14	7.0	1	12	0.9
Total	16	380	4399	11.6	71	47	274.9
Opponents	16	381	4590	12.0	91	46	286.9

KICK RETURNS	NO	YDS	AVG	TD	LONG
K. Williams	46	810	17.6	1	55
T.T. Toliver	23	458	19.9	0	41
D. Bendross	7	100	14.3	0	24
T. Shaw	6	50	8.3	0	17
L. Samuels	1	3	3.0	0	3
Total	83	1421	17.1	1	55
Opponents	95	1712	18.0	2	57

FUMBLE RET	NO	YDS	AVG	TD	LONG
J. Johnson	3	3	1.0	1	3
M. Word	3	5	1.7	0	5
L. Samuels	2	0	0.0	0	0
T. McGill	1	0	0.0	1	0
T. Marshall	1	2	2.0	0	2
M. Owen	1	26	26.0	0	26
Total	11	36	3.3	2	26
Opponents	16	125	7.8	7	52

INTERCEPTIONS	NO	YDS	AVG	TD	LONG
J. Johnson	10	152	15.2	2	45
L. Samuels	3	38	12.7	1	16
K. Naziruddin	3	62	20.7	0	24
T. Rachal	2	11	5.5	0	7
N. Wirren	2	14	7.0	0	14
L. Smith	1	0	0.0	0	0
A. Wallace	1	0	0.0	0	0
Total	21	277	13.2	3	45
Opponents	15	100	6.7	2	46

FG RETURNS	NO	YDS	AVG	TD	LONG
T.T. Toliver	4	78	19.5	0	38
J. Johnson	2	67	33.5	0	23
A. Wallace	1	5	5.0	0	5
L. Kennedy	0	0	0.0	1	0
Total	6	145	24.2	1	33
Opponents	2	25	12.5	0	18

SCORING	TD	FGS	KICK	RUSH	RCV	PASS	2PT	SAF	PTS
T. Timmons	37	0-0	0-0	3	0-0	3	0	0	228
H. Edwards	36	0-0	0-0	0	0-0	0	0	0	216
D. Rubin	22	0-0	0-0	2	0-0	2	0	0	136
G. Rivas	0	5-9	105-123	0	0-0	0	0	0	120
T. Royal	11	0-0	0-0	0	1	0-0	1	0	68
C. Sainitil	9	0-0	0-0	0	0-0	0	0	0	54
S. Robinson	4	0-0	0-0	0	0-0	0	0	0	24
M. Hawthorne	3	0-0	0-0	0	0-0	0	0	0	18
E. Ortiz	3	0-0	0-0	0	0-0	0	0	0	18
T. Kaleita	2	0-0	0-0	0	0-0	0	0	0	12
C. Dukes	1	0-0	0-0	0	0-0	0	1	8	
J. Bear	1	0-0	0-0	0	0-0	0	0	6	
E. McIntosh	1	0-0	0-0	0	0-0	0	0	6	
L. Samuels	1	0-0	0-0	0	0-0	0	0	6	
K. Kinney	0	0-0	0-0	0	0-0	0	0	2	
T. McGill	0	0-0	0-0	0	0-0	0	1	2	
TEAM	0	0-0	0-0	0	0-0	0	0	0	
B. Dietz	0	0-0	0-0	0	0-0	0	0	0	
D. Weatherford	0	0-0	0-0	0	0-0	0	0	0	
Total	131	5-9	105-123	0-1	6	6-7	6	3	926
Opponents	116	8-16	88-104	1-5	1	1-8	2	0	812

2-PT. CONVERSIONS: TB-8, Opponents 2-13
SACKS: TB 30.0, Opponents 12.0; Dukes 9.0, Smith 7.0, Kinney 5.5, McGill 4.5, Team 3.0, Bear 1.0

2011 STORM STATS

DATE	OPPONENT	W/L	SCORE	ATTENDANCE
3/11	at New Orleans	W	46-40	6,335
3/17	at Utah	L	36-72	10,077
3/27	Cleveland	L	26-66	7,939
4/1	Jacksonville	L	30-54	10,304
4/15	at Philadelphia	W	51-48	12,893
4/23	Dallas	L	61-67	12,226
4/30	at Milwaukee	L	33-50	4,012
5/6	at Orlando	L	61-63	12,897
5/13	Kansas City	W	46-30	11,172
5/20	at Spokane	W	51-42	9,320
6/4	at Georgia	L	49-60	4,023
6/11	Pittsburgh	W	62-55	11,756
6/17	Orlando	W	46-44	11,151
6/25	at Jacksonville	L	41-66	10,517
7/1	New Orleans	L	33-64	12,016
7/9	at Tulsa	L	33-70	4,945
7/16	Georgia	L	40-58	9,700

TEAM STATISTICS	TAM	OPP
SCORING	802	993
Points per game	44.6	55.2
FIRST DOWNS	327	371
Rushing	20	53
Passing	249	239
Penalty	58	79
RUSHING YARDAGE	154	485
Yards gained rushing	191	533
Yards lost rushing	37	48
Rushing Attempts	82	140
Average Per Rush	1.9	3.5
Average Per Game	8.6	26.9
TDs Rushing	14	28
PASSING YARDAGE	4689	4419
Att-Comp-Int	668-403-31	616-395-14
Average Per Pass	7.0	7.2
Average Per Catch	11.6	11.2
Average Per Game	260.5	245.5
TDs Passing	91	98
TOTAL OFFENSE	4843	4904
Total Plays	777	796
Average Per Play	6.2	6.2
Average Per Game	269.1	272.4

KICK RETURNS: #-YARDS	FG RETURNS: #-YARDS	INT RETURNS: #-YARDS	KICK RETURN AVERAGE	FG RETURN AVERAGE	INT RETURN AVERAGE	FUMBLES-LOST	PENALTIES-YARDS	3RD-DOWN CONVERSIONS	4TH-DOWN CONVERSIONS	SACKS BY-YARDS	MISC YARDS	TOUCHDOWNS SCORED	FIELD GOALS-ATTEMPTS</
-----------------------	---------------------	----------------------	---------------------	-------------------	--------------------	--------------	-----------------	----------------------	----------------------	----------------	------------	-------------------	------------------------

STORM HISTORY

FIVE TIME WORLD CHAMPIONS | '91 '93 '95 '96 '03

2012 STORM STATS

DATE	OPPONENT	W/L	SCORE	ATTENDANCE
3/10	at Chicago	L	48-70	9,124
3/16	Georgia	W	50-47	16,054
3/30	Jacksonville	W	71-69	8,446
4/6	at New Orleans	L	47-66	8,667
4/13	Cleveland	W	69-48	6,686
4/20	at Philadelphia	L	48-83	9,371
4/30	Kansas City	W	63-46	7,345
5/5	Orlando	W	55-31	8,488
5/12	at Georgia	L	41-44	3,859
5/19	at Cleveland	L	34-53	6,927
5/26	Milwaukee	W	63-55	10,406
6/2	at Jacksonville	L	61-71	11,080
6/15	at Orlando	L	40-64	12,441
6/23	San Antonio	L	56-77	9,328
6/29	Philadelphia	L	79-83	9,229
7/7	at Pittsburgh	W	65-61	4,154
7/14	New Orleans	W	78-77	10,201
7/21	at Spokane	L	53-63	10,750

TEAM STATISTICS		
SCORING	TAM	OPP
Points Per Game	1021	1108
First Downs	384	373
Rushing	54	45
Passing	272	263
Penalty	58	65

RUSHING YARDAGE		
Yards gained rushing	346	320
Yards lost rushing	14	35
Rushing Attempts	132	124
Average Per Rush	2.3	2.3
Average Per Game	18.4	15.8
TDs Rushing	37	32

PASSING YARDAGE		
Att-Comp-Int	677-420-23	656-422-17
Average Per Pass	7.6	7.5
Average Per Catch	12.3	11.7
Average Per Game	286.2	273.3
TDs Passing	95	113

TOTAL OFFENSE		
Total Plays	835	5204
Average Per Play	6.6	6.5
Average Per Game	304.6	289.1
KICK RETURNS: #-YARDS	119-2258	98-1726
FG RETURNS: #-YARDS	1-0	3-78
INT RETURNS: #-YARDS	17-183	23-230

KICK RETURN AVERAGE		
FG RETURN AVERAGE	0.0	26.0
INT RETURN AVERAGE	10.8	10.0
FUMBLES-LOST	34-26	36-22
PENALTIES-YARDS	165-1281	136-985
Average Per Game	54.7	54.7

TIME OF POSSESSION/GAME		
3RD-DOWN CONVERSIONS	60/118	55/113
3rd-Down Pct	51%	49%
4TH-DOWN CONVERSIONS	21/35	17/32
4th-Down Pct	60%	53%
SACKS BY-Yards	21-109	26-121
MISC YARDS	12	52

TOUCHDOWNS SCORED		
FIELD GOALS-ATTEMPTS	5-27	4-15
RED-ZONE SCORES	75-90 83%	77-92 84%
RED-ZONE TOUCHDOWNS	73-90 81%	72-92 78%
4-point drop-kick FGs	0-0	0-0
PAT-ATTEMPTS	116-135 86%	133-153 87%
2-point drop-kick PATs	0-0	0-0

ATTENDANCE		
Games/Avg Per Game	881/83	763/83
Neutral Site Games	9/847	0/0

SCORE BY QTR.						
Tampa Bay Storm	175	292	202	344	8	1021
Opponents	214	346	196	345	7	1108

RUSHING									
Wasil, S.	16	64	144	4	140	2.2	19	12	8.8
Hill, N.	5	24	105	0	105	4.4	8	14	21.0
Rutledge, W.	8	11	28	0	28	2.5	0	5	3.5
Crosby, T.	10	11	27	3	24	2.2	3	7	2.4
Kaleita, T.	15	9	18	1	17	1.9	4	9	1.1
Williams, C.	12	2	7	0	7	3.5	0	4	0.6
Rodriguez, P.	17	1	4	0	4	4.0	0	4	0.2
Grothe, M.	6	5	8	4	4	0.8	1	4	0.7
Royal, T.	5	3	2	0	2	0.7	1	1	0.4
Lindsey, M.	11	2	3	2	1	0.5	1	3	0.1
Total	18	132	346	14	332	2.5	37	14	18.4
Opponents	18	124	320	35	285	2.3	32	29	15.8

FIELD GOALS									
Bongarra, J.	5-17	29.4	1-1	1.4	2.5	1.5	0.4	42	0
Opponents	9-16	56.3	2-3	5-7	2-5	0-0	0-1	31	1

PASSING								
Wasil, S.	16	105.22	294-489-17	60.1	3664	71	48	229.0
Hill, N.	5	114.03	114-167-5	68.3	1447	21	45	289.4
Grothe, M.	6	97.52	12-21-1	57.1	161	3	33	26.8
TEAMS	17	39.58	0-0-0	0.0	-121	0	0	-7.1
Total	18	106.41	420-677-23	62.0	5151	95	48	286.2
Opponents	18	115.72	422-656-17	64.3	4919	113	47	273.3

RECEIVING							
Rodriguez, P.	17	125	1653	13.2	32	48	97.2
Williams, C.	12	83	994	12.0	17	35	82.8
Jackson, A.	11	77	1012	13.1	20	45	92.0
Lindsey, M.	11	40	364	9.1	6	44	33.1
Hills, J.	5	39	648	16.6	13	45	129.6
Fagg, D.	4	21	222	10.6	3	26	55.5
Williams, V.	5	11	125	11.4	2	29	25.0
Jones, M.	6	10	93	9.3	1	21	15.5
Bussey, G.	12	4	49	12.2	0	23	4.1
Singleton, C.	1	4	42	10.5	1	18	42.0
Crosby, T.	10	2	16	8.0	0	12	1.6
Lowe, J.	3	1	35	35.0	0	35	11.7
Kaleita, T.	15	1	8	8.0	0	8	0.5
McIntosh, E.	14	1	7	7.0	0	7	0.5
Jones, B.	7	1	4	4.0	0	4	0.6
Total	18	420	5272	12.6	95	48	292.9
Opponents	18	422	5028	11.9	113	47	279.3

KICK RETURNS					
Lindsey, M.	56	1092	19.5	1	56
Williams, C.	36	829	23.0	3	58
Lowe, J.	7	154	22.0	0	37
Jackson, A.	6	144	24.0	1	57
Swanson, R.	5	8	1.6	0	7
Team	3	0	0.0	0	0
Jones, M.	2	4	2.0	0	3
Rodriguez, P.	1	5	5.0	0	5
Williams, V.	1	11	11.0	1	11
Bolden, D.	1	1	1.0	0	1
Hills, J.	1	10	10.0	0	10
Total	119	2258	19.0	6	58
Opponents	98	1726	17.6	5	58

FUMBLE RET					
Swanson, R.	2	4	2.0	2	4
Williams, C.	1	0	0.0	1	0
Jones, M.	1	0	0.0	1	0
Phillips, P.	1	10	10.0	1	10
Wilson, J.	1	0	0.0	0	0
Nelson, F.	0	0	0.0	1	0
Rutledge, W.	0	0	0.0	1	0
Serini, B.	0	-5	0.0	0	0
Total	6	9	1.5	7	10
Opponents	5	49	9.8	4	40

INTERCEPTIONS					
Swanson, R.	5	41	8.2	0	23
Bolden, D.	3	41	13.7	0	34
Holmes, L.	3	63	21.0	0	0
Mosley, R.	2	0	0.0	0	0
McIntosh, E.	2	30	15.0	0	25
Moody, M.	1	1	1.0	0	1
Cuff, V.	1	7	7.0	0	7
Total	17	183	10.8	1	53
Opponents	23	230	10.0	3	39

FG RETURNS					
Williams, C.	1	0	0.0	0	0
Total	1	0	0.0	0	0
Opponents	3	78	26.0	0	37

SCORING									
Rodriguez, P.	32	0-0	0-0	0-0	2	0-0	0	0	196
Bongarra, J.	0	5-17	116-135	0-0	0	0-0	0	0	131
Williams, C.	21	0-0	0-0	0-0	0	0-0	0	0	126
Jackson, A.	21	0-0	0-0	0-0	0	0-0	0	0	116
Wasil, S.	19	0-0	0-0	1-1	0	4-10	0	0	78
Hills, J.	13	0-0	0-0	0-0	0	0-0	0	0	50
Lindsey, M.	8	0-0	0-0	0-0	1	0-0	0	0	48
Hill, N.	8	0-0	0-0	0-0	0	0-0	0	0	24
Kaleita, T.	4	0-0	0-0	0-0	0	0-0	0	0	18
Fagg, D.	3	0-0	0-0	0-0	0	0-0	0	0	18
Crosby, T.	3	0-0	0-0	0-0	0	0-0	0	0	18
Williams, V.	3	0-0	0-0	0-0	0	0-0	0	0	18
Jones, M.	2	0-0	0-0	0-0	0	0-0	0	0	12
Swanson, R.	2	0-0	0-0	0-0	0	0-0	0	0	12
Singleton, C.	1	0-0	0-0	0-0	1	0-0	0	0	8
Phillips, P.	1	0-0	0-0	0-0	0	0-0	0	1	8
Grothe, M.	1	0-0	0-0	0-0	0	0-0	0	0	6
Holmes, L.	1	0-0	0-0	0-0	0	0-0	0	0	6
Nelson, F.	1	0-0	0-0	0-0	0	0-0	0	0	6
Rutledge, W.	1	0-0	0-0	0-0	0	0-0	0	0	6
Royal, T.	1	0-0	0-0	0-0	0	0-0	0	0	6
Jones, B.	0	0-0	0-0	1-0	0	4-10	0	0	2
Total	146	5-17	116-135	2-1	4	4-10	0	1	1021
Opponents	157	9-16	133-153	1-1	1	1-2	0	1	1108

TAMPA BAY STORM OFFENSE YEAR-BY-YEAR

YEAR	1ST DOWNS			TOT			RUSH			PASS			TRNOVRS			PNLTIES			TDS			POINTS AVG.		
	TOTAL	RUSH	PASS	NET	YDS	PER	NET	YDS	NET	YDS	NET	YDS	INT	FUM	NO	NO	NO	TOTAL	RUSH	PASS	RET	TOTAL	RUSH	PASS
1987*	104	5	84	14	1736	53	1683	(15)	10-5	38-155	97-322	34	34	268	44.6									
1988*	173	14	127	32	2613	90	2523	(23)	12-11	97-322	74	74	507	42.3										
1989*	62	27	31	41	924	52	872	(9)	16-3	21-78	22	22	16	0	159	39.8								
1990*	104	12	75	17	1786	162	1624	(26)	15-11	56-263	39	39	11	25	3	289	36.1							
1991	147	34	92	21	2385	612	1773	(20)	14-6	63-267	59	59	20	34	5	421	42.1							
1992	166	18	121	27	2797	327	2470	(18)	15-3	95-472	67	67	10	50	7	472	47.2							
1993	187	47	124	16	3110	547	2563	(32)	20-12	124-596	76	76	23	44	9	571	47.6							
1994	201	36	137	28	3081	547	2534	(23)	12-11	117-594	78	78	23	50	5	561	46.8							
1995	190	37	136	17	3288	466	2822	(16)	12-4	118-587	81	27	47	7	605	50.4								
1996	248	30	186	32	3840	271	3569	(23)	14-9	128-543	99	21	71	7	698	49.9								
1997	230	37	165	28	3514	381	3133	(35)	23-12	118-521	74	24	46	4	548	39.1								
1998	229	30	160	39	3925	337	3588	(23)	10-13	125-540	109	22	76	11	794	56.7								
1999	236	20	166	50	3667	255	3412	(17)	10-7	111-547	93	19	67	7	690	49.3								
2000	237	13	165	59</																				

YEAR	1ST DOWNS			TOT			RUSH			PASS			TRNOVRS		PUNTIES		TDS			POINTS AVG.
	TOTAL	RUSH	PASS	PLAYS	NET YDS	PER	NET YDS	NET YDS	NET YDS	NET YDS	NET YDS	NET YDS	INT-FUM	NO-YDS	NO-YDS	TOTAL	RUSH	PASS	RET	
1987*	104	5	84	14	1736	53	1683	53	1683	(15) 10-5	38-155	34	--	--	268	44.6				
1988*	173	14	127	32	2613	90	2323	90	2323	(23) 12-11	97-322	74	--	--	507	42.3				
1989*	62	27	31	41	924	52	872	52	872	(9) 16-3	21-78	22	6	16	0	159	39.8			
1990*	104	12	75	17	1786	162	1624	162	1624	(26) 15-11	56-263	39	11	25	3	289	36.1			
1991	147	34	92	21	2385	612	1773	612	1773	(20) 14-6	63-267	59	20	34	5	421	42.1			
1992	166	18	121	27	2797	327	2470	327	2470	(18) 15-3	95-472	67	10	50	7	472	47.2			
1993	187	47	124	16	3110	547	2563	547	2563	(32) 20-12	124-596	76	23	44	9	571	47.6			
1994	201	36	137	28	3081	547	2534	547	2534	(23) 12-11	117-594	78	23	50	5	561	46.8			
1995	190	37	136	17	3288	466	2822	466	2822	(16) 12-4	118-587	81	27	47	7	605	50.4			
1996	248	30	186	32	3840	271	3569	271	3569	(23) 14-9	128-543	99	21	71	7	698	49.9			
1997	229	37	165	28	3514	381	3133	381	3133	(35) 23-12	118-521	74	24	46	4	548	39.1			
1998	229	30	160	39	3925	337	3588	337	3588	(23) 10-13	125-540	109	22	76	11	794	56.7			
1999	236	20	166	50	3667	255	3412	255	3412	(17) 10-7	111-547	93	19	67	7	690	49.3			
2000	237	13	165	59	3603	281	3322	281	3322	(23) 19-4	99-518	88	25	57	6	647	46.2			
2001	242	10	179	53	3816	212	3604	212	3604	(22) 14-8	102-642	103	23	73	7	760	54.3			
2002	287	35	206	46	4681	228	3576	228	3576	(30) 12-18	110-694	90	21	64	5	666	47.6			
2003	305	44	221	40	4464	279	4185	279	4185	(24) 14-10	115-712	119	31	76	12	849	53.1			
2004	313	36	224	53	4209	184	4025	184	4025	(23) 15-8	126-736	113	26	78	9	815	50.9			
2005	343	39	251	53	4699	220	4479	220	4479	(26) 14-12	131-801	113	25	85	3	836	52.3			
2006	354	36	272	46	4901	188	4713	188	4713	(29) 18-11	93-582	112	25	86	1	810	50.6			
2007	326	43	236	47	4594	298	4296	298	4296	(31) 15-16	148-864	110	32	71	7	809	50.6			
2008	348	41	260	47	4688	194	4494	194	4494	(25) 12-13	150-858	126	32	86	8	903	56.4			
2010	354	30	278	45	5190	142	5118	142	5118	(27) 16-11	186-1288	131	19	107	5	926	57.9			
2011	327	20	249	58	4843	154	4689	154	4689	(50) 31-19	184-1275	116	14	91	11	802	44.6			
2012	384	54	272	58	5483	332	5151	332	5151	(49) 23-26	165-1281	146	37	95	14	1,021	56.7			
2013	355	61	254	40	5170	516	4654	516	4654	(29) 10-19	149-961	138	42	89	2	959	53.3			
TOTAL	6,452	809	4,671	970	14,651	96,130	89,872	96,130	89,872	(668) 366-286	2,969-16,267	2,410	558	1,584	155	17,386	48.7			

* Pittsburgh Gladiators

NOTE:

1987: 6-game season
1988: 12-game season
1989: 4-game season

1990: 6-game season
1991-92: 10-game season
1993-95: 12-game season

1996-2002: 14-game season
2003-2010: 16-game season
2011-Present: 18-game season

TAMPA BAY STORM RECORDS

LAST TIME - REGULAR SEASON

300 YARDS TOTAL OFFENSE – TEAM

TAM: 7/27/13 at JAX (313)
OPP: 7/13/13 at SAT (313)

400 YARDS TOTAL OFFENSE – TEAM

TAM: 7/21/12 vs NOV (404)
OPP: 6/29/12 vs PHI (415)

300+ YARDS PASSING IN A GAME INDIVIDUAL

TAM: Shane Boyd, 7/27/13 at JAX (315)
OPP: Rohan Davey, 7/13/13 at SAT (313)

7+ TOUCHDOWNS IN A GAME INDIVIDUAL

TAM: Adrian McPherson, 6/1/13 at IOW (9)
OPP: Rohan Davey, 7/13/13 at SAT (8)

150 YARDS RECEIVING IN A GAME INDIVIDUAL

TAM: Joe Hills 3/30/13 vs CLE (155)
OPP: D.J. Stephens 7/13/13 at SAT (184)

200 YARDS RECEIVING IN A GAME INDIVIDUAL

TAM: Joe Hills, 7/21/12 at SPO (215)
OPP: Josh Bush, 7/14/12 vs NOV (256)

4+ TOUCHDOWN CATCHES IN A GAME INDIVIDUAL

TAM: Joe Hills, 7/6/13 vs. SPO (4)
OPP: D.J. Stephens, 7/13/13 at SAT (5)

12+ RECEPTIONS IN A GAME INDIVIDUAL

TAM: Greg Ellingson 3/23/13 vs JAX (15)
OPP: Shamar Graves, 7/27/13 at JAX (13)

30+ YARDS RUSHING IN A GAME INDIVIDUAL

TAM: Adrian McPherson, 6/1/13 at IOW (47)
OPP: Steven Sheffield, 5/18/13 at PIT (35)

3+ RUSHING TOUCHDOWNS IN A GAME INDIVIDUAL

TAM: Adrian McPherson, 6/1/13 at IOW (3)
OPP: Carson Coffman, 6/22/13 vs. CHI (3)

KICKOFF RETURN FOR A TOUCHDOWN INDIVIDUAL

TAM: Joe Hills, 5/25/13 vs JAX (1)
OPP: Terrance Sanders, 4/27/13 at SPO (1)

MFG RETURN FOR A TOUCHDOWN INDIVIDUAL

TAM: Jeroid Johnson, 3/16/08 at NVD
OPP: Wendall Williams, 3/16/08 at NVD

INTERCEPTION RETURN FOR A TOUCHDOWN INDIVIDUAL

TAM: Jean Fanor, 6/15/13 at NOV
OPP: Tracy Belton, 7/27/13 at JAX

FUMBLE RECOVERY FOR A TOUCHDOWN INDIVIDUAL

TAM: R.J. Roberts, 7/20/13 vs PIT
OPP: Jamaal Fudge, 7/27/13 at JAX

TWO INTERCEPTIONS IN A GAME INDIVIDUAL

TAM: Chris Smith, 5/10/13 at SJS
OPP: Ken Fontenette, 5/10/13 at SJS

SAFETY SCORED INDIVIDUAL

TAM: TEAM, 7/20/13 vs PIT
OPP: TEAM, 5/10/13 at SJS

FIELD GOAL BLOCKED INDIVIDUAL

TAM: Frisner Nelson, 5/19/12 at CLE
OPP: Brandon Johnson, 7/24/10 vs. ALA

PAT KICK BLOCKED INDIVIDUAL

TAM: LeRoy Burgess, 5/4/13 vs NOV (1)
OPP: Jermaine Smith, 6/8/13 vs ORL (1)

TWO POINT ATTEMPT MADE INDIVIDUAL

TAM: Joe Hills and Shane Boyd, 7/27/13 at JAX
OPP: Bernard Morris, 3/23/13 vs. JAX

TWO POINT ATTEMPT FAILED INDIVIDUAL / TEAM

TAM: 7/13/13 at SAT
OPP: 6/15/13 at NOV

60+ POINTS SCORED – TEAM

TAM: 6/1/13 at IOW (65)
OPP: 7/13/13 at SAT (68)

70+ POINTS SCORED – TEAM

TAM: 4/27/13 at SPO (70)
OPP: 5/25/13 vs. PHI (73)

WIN IN OVERTIME – TEAM

TAM: 7/14/12 vs. NOV
OPP: 2/19/06 vs. ORL

LAST TIME - POST SEASON

300 YARDS TOTAL OFFENSE – TEAM

TAM: 6/30/07 vs. CLB (318)
OPP: 8/3/13 at JAX (354)

400 YARDS TOTAL OFFENSE – TEAM

TAM: Never been done.
OPP: Never been done.

300 YARDS PASSING IN A GAME INDIV

TAM: Brett Dietz, 8/20/10 at Spokane (306)
OPP: Jay Gruden, 6/7/03 vs. Orlando (341)

7+ TOUCHDOWNS IN A GAME INDIV

TAM: Never been done.
OPP: TT Toliver, 8/14/10 vs. Orlando (7)

150 YARDS RECEIVING IN A GAME INDIV

TAM: George LaFrance, 8/16/96 vs. ARI (155)
OPP: TT Toliver, 8/14/10 vs. Orlando (165)

200 YARDS RECEIVING IN A GAME INDIV

TAM: Never been done.
OPP: Never been done.

4 TOUCHDOWN CATCHES IN A GAME INDIV

TAM: Terrill Shaw, 6/30/07 vs. Columbus (4)
OPP: Marke White and Huey Whittaker, 8/20/10 at Spokane (4)

12+ RECEPTIONS IN A GAME INDIV

TAM: Never been done.
OPP: Jeron Harvey, 8/3/13 at Jacksonville (13)

30 YARDS RUSHING IN A GAME INDIV

TAM: Bo Kelly, 6/22/03 vs. Arizona (31)
OPP: Bernard Morris, 8/3/13 at Jacksonville (72)

3+ RUSHING TOUCHDOWNS IN A GAME INDIV

TAM: Eric Ortiz, 8/20/10 at Spokane (3)
OPP: Lynn Bradford, 8/9/91 at Denver (3)

5 TOTAL TOUCHDOWNS IN A GAME INDIV

TAM: James Bowden, 7/29/00 vs. Milwaukee (6)
OPP: Barry Wagner, 8/3/02 at San Jose (5)

KICKOFF RETURN FOR A TOUCHDOWN INDIV

TAM: Eric Ortiz, 8/7/10 at Tulsa
OPP: Chris Jackson, 5/29/05 at Georgia

MFG RETURN FOR A TOUCHDOWN INDIV

TAM: Never been done.
OPP: Troy Bergeron, 5/29/05 at Georgia

INTERCEPTION RETURN FOR A TOUCHDOWN INDIV

TAM: T.T. Toliver, 6/7/03 vs. Orlando
OPP: B.J. Barre, 6/30/07 vs. Columbus

OPPONENT FUMBLE RECOVERY FOR A TOUCHDOWN INDIV

TAM: R.J. Roberts, 8/3/13 at Jacksonville
OPP: Derrick Summers, 8/3/13 at Jacksonville

TWO INTERCEPTIONS IN A GAME INDIV

TAM: Erick McIntosh, 8/7/10 at Tulsa (2)
OPP: Jay Jones, 8/5/01 vs. Indiana (2)

SAFETY SCORED INDIV

TAM: Darion Conner, 8/3/02 at San Jose
OPP: Webbie Burnett, 8/23/98 vs. Orlando

FIELD GOAL BLOCKED INDIV

TAM: Aric Anderson, 8/12/89 vs. Denver
OPP: Emery Sammons, 8/20/10 at Spokane

PAT KICK BLOCKED INDIV

TAM: Cliff Dukes, 8/20/10 at Spokane
OPP: Marcus Keyes, 5/29/05 at Georgia

TWO POINT ATTEMPT MADE INDIV

TAM: Terrence Royal, 8/14/10 vs. Orlando
OPP: Jeff Hugley (2), 7/29/00 at Jacksonville

TWO POINT ATTEMPT FAILED INDIV – TEAM

TAM: 6/5/04 at SJS (2)
OPP: 8/3/13 at Jacksonville

60 POINTS SCORED -TEAM

TAM: 8/3/13 at Jacksonville (62)
OPP: 8/3/13 at Jacksonville (69)

70 POINTS SCORED -TEAM

TAM: 7/29/00 vs. Milwaukee (72)
OPP: Never been done.

WIN IN OVERTIME -TEAM

TAM: Never been done.
OPP: 8/16/97 at ARI

INDIVIDUAL REGULAR SEASON HIGHS: GAME, SEASON & CAREER

POINTS SCORED

Game – 42, George LaFrance vs. Houston, 5/16/98
 Season – 228, Tyrone Timmons, 2010
 Career – 1,076, Lawrence Samuels, 1994-2000, 2002-10

TOUCHDOWNS SCORED

Game – 7, George LaFrance vs. Houston, 5/16/98
 Season – 37, Tyrone Timmons, 2010
 Career – 176, Lawrence Samuels, 1994-2000, 2002-10

RUSHES ATTEMPTED

Game – 16, Adrian McPherson at Spokane, 4/27/2013
 Season – 90, Adrian McPherson, 2013
 Career – 416, Andre Bowden, 1991-93, 1997-2001, 2003-04

RUSHING YARDS

Game – 72, Andre Bowden vs. Albany, 6/29/91
 Season – 428, Adrian McPherson, 2013
 Career – 1151, Andre Bowden, 1991-93, 1997-2001, 2003-04

TOUCHDOWNS RUSHING

Game – 5, Adrian McPherson vs. Jacksonville, 3/23/13
 Season – 31, Adrian McPherson, 2013
 Career – 86, Andre Bowden, 1991-93, 1997-2001, 2003-04

PASSES ATTEMPTED

Game – 63, Shane Stafford at Columbus, 5/6/06
 Season – 650, Shane Stafford, 2006
 Career – 2,143, Shane Stafford, 2001-02, 2004-06

PASSES COMPLETED

Game – 38, Shane Stafford at Columbus, 5/6/06
 Season – 408, Shane Stafford, 2006
 Career – 1,357, Shane Stafford, 2001-02, 2004-06

PASS YARDS

Game – 458, Shane Stafford vs. Orlando, 2/19/06
 Season – 5,054 Brett Dietz, 2010
 Career – 15,667, Shane Stafford, 2001-02, 2004-06

PASSING TOUCHDOWNS

Game – 10, Brett Dietz at San Jose, 6/14/08
 Season – 106, Brett Dietz, 2010
 Career – 289, Shane Stafford, 2001-02, 2004-06

PASS COMPLETION PERCENTAGE

Game – 90.9%, Adrian McPherson at Pittsburgh, 5/18/13
 Season – 65.9%, Brett Dietz, 2007
 Career – 65.0%, Brett Dietz, 2007-2010

QUARTERBACK RATING

Game – 157.55, Adrian McPherson vs. New Orleans, 5/4/13
 Season – 121.1, Brett Dietz, 2010
 Career – 120.2, Brett Dietz, 2007-2010

INTERCEPTIONS THROWN

Game – 5, J. Gruden vs. Orlando, 7/2/92; J. Kaleo vs. Milwaukee, 7/08/00
 Season – 19, Peter Tom Willis, 1997
 Career – 77, Jay Gruden, 1991-96

RECEPTIONS

Game – 17, DeAndrew Rubin, vs. Orlando 7/31/10
 Season – 133, Joe Hills, 2013
 Career – 967, Lawrence Samuels, 1994-2000, 2002-10

YARDS RECEIVING

Game – 259, Joe Hills, at Utah 4/6/13
 Season – 1,861, Joe Hills, 2013
 Career – 11,078, Lawrence Samuels, 1994-2000, 2002-10

RECEIVING YARDS/GAME

Game – 30.4, George LaFrance vs. Connecticut, 7/21/95
 Season – 19.6, Alvin Williams, 1989
 Career – 15.0, Stevie Thomas, 1991-99

TOUCHDOWNS RECEIVING

Game – 7, George LaFrance vs. Houston, 5/16/98
 Season – 42, Joe Hills, 2013
 Career – 160, Lawrence Samuels, 1994-2000, 2002-10

FIELD GOALS ATTEMPTED

Game – 6, Jay Feely at Florida, 4/22/00
 Season – 32, Jorge Cimadevilla, 1995
 Career – 60, Jorge Cimadevilla, 1995-96

FIELD GOALS MADE

Game – 4, Matt George vs. New Orleans, 4/30/05
 Season – 17, Matt George, 2005
 Career – 31, Mike Black, 2001-02

EXTRA POINTS ATTEMPTED

Game – 11, Matt Huerkamp vs. Florida, 6/3/00; Matt George at Columbus, 5/22/05
 Season – 135, Juan Bongarra, 2013
 Career – 241, Juan Bongarra, 2012 - 2013

EXTRA POINTS MADE

Game – 10, Bjorn Nitmo at New Jersey, 5/30/98; Mike Black vs. Houston, 7/07/01; Matt George at Columbus, 5/22/05; Seth Marler at San Jose, 6/14/08
 Season – 116, Juan Bongarra, 2012
 Career – 207, Juan Bongarra, 2012-2013

POINTS SCORED, KICKING

Game – 19, Bjorn Nitmo at New Jersey, 5/30/98
 Season – 148, Matt George, 2005
 Career – 287, Seth Marler, 2007-2008

KICKOFF RETURNS

Game – 11, James Bowden at Carolina, 7/21/00
 Season – 90, Michael Lindsey, 2013
 Career – 268, George LaFrance, 1994-99

KICKOFF RETURN YARDAGE

Game – 274, T.T. Toliver vs. Georgia, 7/20/02
 Season – 1,745, Michael Lindsey, 2011
 Career – 5,116, George LaFrance, 1994-99

MISSED FG RETURNS

Game – 4, Stevie Thomas at New Orleans, 7/25/92; Eddie Brown at Albany, 6/26/93
 Season – 24, George LaFrance, 1998
 Career – 86, George LaFrance, 1994-99

MISSED FG RETURN YARDAGE

Game – 96, George LaFrance at Florida, 5/23/98
 Season – 427, George LaFrance, 1998
 Career – 1,317, George La France, 1994-98

COMBINED RETURNS

Game – 11, James Bowden at Carolina, 7/21/00
 Season – 90, Michael Lindsey, 2013
 Career – 354, George LaFrance, 1994-99

COMBINED RETURN YARDAGE

Game – 317, T.T. Toliver vs. Georgia, 7/20/02
 Season – 1,808, Michael Lindsey, 2011
 Career – 6,434, George La France, 1994-99

ALL-PURPOSE YARDS

Game – 345, James Bowden vs. Florida, 6/03/00
 Season – 2,829, George LaFrance, 1996
 Career – 11,870, George LaFrance, 1994-99

TOTAL TACKLES

Game – 14.5, Jonathan Ordway vs. New Orleans, 4/30/05
 Season – 114.0, Tramain Jones, 2005
 Career – 455.5, Lawrence Samuels, 1994-2000, 2002-10

SACKS

Game – 4.5, Jarriett Buie vs. Orlando, 6/17/11; Craig Walls vs. Denver, 7/17/87
 Season – 13, Craig Wall, 1987
 Career – 33.0, Andre Bowden, 1991-93, 1997-2001, 2003-04

INTERCEPTIONS

Game – 3, Reggie Berry at Arizona, 7/11/92; L. Garner vs. Orlando, 8/13/94; Johnnie Harris at Orlando, 6/12/98
 Season – 12, Tracey Perkins, 1997
 Career – 34, Tracey Perkins, 1991-98

INTERCEPTION RETURN YARDAGE

Game – 79, Corey Dowden at Orlando, 5/21/93
 Season – 152, Jeroid Johnson, 2007
 Career – 302, Tracey Perkins, 1991-99

PASS BREAKUPS

Game – 11, Tommy Henry vs. Florida, 6/03/00
 Season – 38, Tommy Henry, 2001
 Career – 112, Tracey Perkins, 1991-99

PASSES DEFENDED (BREAKUPS AND INTERCEPTIONS)

Game – 11 (11/0), Tommy Henry vs. Florida, 6/03/00.
 Season – 44 (33/11), Johnnie Harris, 1998
 Career – 142 (108/34), Tracey Perkins, 1991-99

LONGEST PASS RECEPTION

49 yards, Shane Stafford to Demetris Bendross vs. Dallas 3/12/06; Scott Milanovich to David Saunders at Dallas, 6/22/02; 49 yards, Jay Gruden to George LaFrance at Arizona, 7/30/94

LONGEST RUSH

43 yards, Lynn Bradford at New Orleans, 6/15/91

LONGEST MISSED FG RETURN

55 yards, Melvin Cunningham vs. Buffalo, 7/22/99

LONGEST KICKOFF RETURN

58 yards, Chandler Williams, at Jacksonville 6/2/12; Michael Lindsey vs. Cleveland, 3/23/11; Sedrick Robinson vs. Orlando, 6/7/08; T.T. Toliver at Columbus, 4/25/04; T.T. Toliver vs. Austin, 4/18/04; James Bowden vs. Nashville, 6/17/00.

LONGEST INTERCEPTION RETURN

53 yards, Lendy Holmes, 4/13/12 vs. Cleveland

LONGEST FUMBLE RETURN

48 yards, R.J. Roberts vs. Pittsburgh, 7/20/13

LONGEST FIELD GOAL MADE

53 yards, Matt Huerkamp at Buffalo, 7/02/99 and at Grand Rapids 6/24/00

REGULAR SEASON TEAM RECORDS - THE MOST

POINTS SCORED

Game: 82 vs. New England, 5/7/88
Season: 1,021, 2012

POINTS ALLOWED

Game: 83, twice at Philadelphia, 4/20/12, vs. Philadelphia 6/29
Season: 1,108, 2012

POINTS SCORED, BOTH TEAMS

162 vs. Philadelphia, 6/29/12 (79-83)

MARGIN OF VICTORY

56 vs. New England, 5/7/88 (82-26)

MARGIN OF DEFEAT

40 vs. Cleveland, 3/27/11 (26-66)

FIRST DOWNS

Game: 29 at Carolina, 3/11/03 and at Bossier-Shreveport 5/15/10
Season: 354, 2006 and 2010

FIRST DOWNS ALLOWED

Game: 29 at Dallas, 5/4/03 and at New Orleans 6/2/07
Season: 384, 2012

TOTAL OFFENSE

Game: 452 vs. Orlando, 2/19/06
Season: 5,482, 2012

TOTAL OFFENSE ALLOWED

Game: 398 at Alabama, 6/11/10
Season: 5,204, 2012

RUSHING YARDS

Game: 122 vs. Albany 6/29/91
Season: 611, 1991

RUSHING YARDS ALLOWED

Game: 111 vs. Denver, 7/19/91
Season: 527, 2010

PASSING YARDS

Game: 450 vs. Orlando, 2/19/06
Season: 5,151, 2012

PASSING YARDS ALLOWED

Game: 396 at. Alabama, 6/11/10
Season: 4,919, 2012

PASSING ATTEMPTS

Game: 63 at Columbus, 5/6/06
Season: 677, 2012

PASSING ATTEMPTS ALLOWED

Game: 58 at Nashville, 5/28/99
Season: 656, 2012

PASSING COMPLETIONS

Game: 38 at Columbus, 5/6/06
Season: 420, 2012

PASSING COMPLETIONS ALLOWED

Game: 34 at Dallas, 5/04/03; vs. Cleveland, 4/13/12
Season: 422, 2012

PENALTIES FOR

Game: 20 at Orlando, 5/21/93
Season: 186, 2010

PENALTIES AGAINST

Game: 18 vs. Orlando, 7/29/95
Season: 163, 2010

PENALTY YARDS FOR

Game: 119 at Utah, 6/19/10
Season: 1,288, 2010

PENALTY YARDS AGAINST

Game: 110 vs. Pittsburgh, 6/11/11; at Spokane, 5/20/11
Season: 1,095, 2010

POINTS SCORED IN 1ST QUARTER

34 vs. New England, 5/7/88

POINTS ALLOWED IN 1ST QUARTER

28 at San Jose, 3/31/07 and vs. Orlando 7/31/10

POINTS SCORED IN 2ND QUARTER

34 at Orlando, 7/29/95

POINTS ALLOWED IN 2ND QUARTER

35 at Orlando, 4/14/07

POINTS SCORED IN 3RD QUARTER

30 at San Jose, 8/02/97

POINTS ALLOWED IN 3RD QUARTER

28 at Tulsa, 7/9/11; Carolina, 7/21/00

POINTS SCORED IN 4TH QUARTER

36 vs. Grand Rapids, 3/6/05

POINTS ALLOWED IN 4TH QUARTER

30 at Orlando, 5/2/04

POINTS SCORED IN OVERTIME

13 vs. Albany, 7/12/96

POINTS ALLOWED IN OVERTIME

6 at Las Vegas, 2/17/03; at Dallas, 6/22/02; at New Orleans, 2/25/05

POINTS SCORED BY HALFTIME

47 at Grand Rapids, 6/24/00

POINTS ALLOWED BY HALFTIME

48 at San Jose, 3/31/07, at New Orleans, 3/16/08, at Philadelphia, 4/20/12

POINTS SCORED THROUGH 3 QUARTERS

68 at Grand Rapids, 6/24/00

POINTS ALLOWED THROUGH 3 QUARTERS

70 at Tulsa, 7/9/11

POINTS SCORED IN SECOND HALF

50 vs. Grand Rapids, 3/06/05; at Columbus, 5/22/05

POINTS ALLOWED IN SECOND HALF

55 at Spokane, 4/27/13

REGULAR SEASON TEAM RECORDS - THE LEAST

POINTS SCORED

Game: 9 vs. Detroit, 7/1/88
Season: 159, 1989

POINTS ALLOWED

Game: 7 vs. Miami, 6/10/95
Season: 147, 1989

POINTS SCORED, BOTH TEAMS

36, Tampa Bay at New York, 6/21/97 (TAM 27-9)

MARGIN OF VICTORY

1, Five Times - vs. Mass., 7/23/94 (51-50); vs. Orlando, 8/13/94 (40-39); at Ind., 5/31/02 (53-52); vs. Georgia, 2/10/06 (61-60); vs. Arizona, 5/1/10 (62-61)

MARGIN OF DEFEAT

1, Eight Times - vs. Orlando, 6/19/93 (45-46); vs. Las Vegas, 6/24/95 (37-38); at Orlando, 7/19/96 (39-40); at Florida, 4/22/00 (30-31); at Orlando, 5/12/00 (43-44); at Austin, 4/15/06 (59-60), vs. Arizona 4/13/08 (62-63); at Georgia 5/31/08 (55-56)

FIRST DOWNS

Game: 6 at Anaheim, 6/15/96
Season: 62, 1989

FIRST DOWNS ALLOWED

Game: 4 vs. Florida, 6/3/00
Season: 43, 1989

TOTAL YARDS

Game: 145 vs. Orlando, 7/27/91 and 5/21/93
Season: 924, 1989

TOTAL YARDS ALLOWED

Game: 73 vs. Florida, 6/3/00
Season: 803, 1989

RUSHING YARDS

Game: -9 vs. Milwaukee, 4/30/11
Season: 52, 1989

RUSHING YARDS ALLOWED

Game: -7 at Detroit, 5/18/01
Season: 77, 1987

PASSING YARDS

Game: 105 at Orlando, 7/27/91
Season: 872, 1987

PASSING YARDS ALLOWED

Game: 73 vs. Florida, 6/03/00
Season: 612, 1989

PASSING ATTEMPTS

Game: 16 at Orlando, 7/27/91
Season: 128, 1989

PASSING ATTEMPTS ALLOWED

Game: 16 vs. Orlando, 5/17/97
Season: 96, 1989

PASSING COMPLETIONS

Game: 7 at Orlando, 7/27/91
Season: 65, 1989

PASSING COMPLETIONS ALLOWED

Game: 7 vs. Cleveland, 5/15/93
Season: 53, 1989

POINTS SCORED IN 1ST QUARTER

0 – 23 times, last at Georgia 7/16/11

POINTS ALLOWED IN 1ST QUARTER

0 – 25 times, last at Spokane 4/27/13

POINTS SCORED IN 2ND QUARTER

0 – 10 times, last at Milwaukee 4/30/11

POINTS ALLOWED IN 2ND QUARTER

0 – 13 times, last vs. Bossier-Shreveport 6/25/10

POINTS SCORED IN 3RD QUARTER

0 – 21 times, last vs. New Orleans 7/1/11

POINTS ALLOWED IN 3RD QUARTER

0 – 32 times, last vs. Pittsburgh 7/20/13

POINTS SCORED IN 4TH QUARTER

0 – 11 times, last vs. Jacksonville 4/1/11

POINTS ALLOWED IN 4TH QUARTER

0 – 23 times, last at Tulsa 7/9/11

POINTS SCORED IN OVERTIME

0 – 5 times, last vs. Orlando 2/19/06

POINTS ALLOWED IN OVERTIME

0 – 4 times, last vs. Austin 4/18/04

POINTS SCORED BY HALFTIME

0 vs. Denver, 7/19/91; at Orlando, 4/22/06

POINTS ALLOWED BY HALFTIME

0 vs. Miami, 6/10/95

POINTS SCORED THROUGH THREE QUARTERS

7 at Los Angeles, 3/26/05

POINTS ALLOWED THROUGH THREE QUARTERS

0 vs. Miami, 6/10/95

POINTS SCORED IN SECOND HALF

0 vs. New Jersey, 6/14/97

POINTS ALLOWED IN SECOND HALF

0 – five times

STORM ALL-TIME CAREER LEADERS

RUSHING ATTEMPTS

1.	Andre Bowden	416
2.	Les Barley	241
3.	Cedric McKinnon	132
4.	David White	132
5.	Torrance Marshall	128
6.	Shane Stafford	105
7.	Adrian McPherson	90
8.	Tony Jones	87
9.	Jay Gruden	86
10.	Basil Proctor	84
11.	Terrence Royal	80
12.	Umar Muhammad	77
13.	Lynn Bradford	71
14.	Nyle Wiren	71
15.	Stephen Wasil	64
16.	John Kaleo	59
17.	Ivan Caesar	56

RUSHING YARDAGE

1.	Andre Bowden	1151
2.	Les Barley	777
3.	Cedric McKinnon	455
4.	Adrian McPherson	428
5.	David White	352
6.	Lynn Bradford	289
7.	Tony Jones	230
8.	Torrance Marshall	207
9.	Ivan Caesar	200
10.	Basil Proctor	191
11.	Dave Smith	179
12.	Travis Pearson	175
13.	Terrence Royal	164
14.	Shane Stafford	154
15.	Stephen Wasil	140
16.	Bo Wright	139
17.	Jay Gruden	138
18.	Umar Muhammad	119
19.	Nyle Wiren	109

RUSHING TOUCHDOWNS

1.	Andre Bowden	86
2.	Les Barley	42
3.	Torrance Marshall	40
4.	Adrian McPherson	31
5.	Shane Stafford	28
6.	David White	26
7.	Cedric McKinnon	25
8.	Stephen Wasil	19
9.	Tony Jones	18
10.	Terrence Royal	17
11.	Umar Muhammad	15
12.	Basil Proctor	15
13.	John Kaleo	13
14.	Ivan Caesar	11
15.	Jarrod Penright	10
16.	Rodney Filer	9

YARDS PER RUSH (min. 50 att.)

1.	Adrian McPherson	4.8
2.	Travis Pearson	4.6
3.	Lynn Bradford	4.1
4.	Dave Smith	3.9
5.	Bo Wright	3.7
6.	Ivan Caesar	3.6
7.	Cedric McKinnon	3.4
8.	Les Barley	3.4
9.	Aric Anderson	2.9
10.	Andre Bowden	2.8

PASS ATTEMPTS

1.	Shane Stafford	2143
2.	Jay Gruden	1979
3.	John Kaleo	1515
4.	Brett Dietz	1460
5.	Peter Tom Willis	1255
6.	Brendan Folmar	559
7.	Stephen Wasil	489
8.	Adrian McPherson	385
9.	Brian Zbydnievski	355
10.	Mike Hohensee	304
11.	Randy Hippard	186
12.	Milanovich, Scott	181
13.	Nick Hill	167
14.	Grant Gregory	149
15.	Pat O'Hara	129

PASS COMPLETIONS

1.	Shane Stafford	1357
2.	Jay Gruden	1180
3.	Brett Dietz	949
4.	John Kaleo	927
5.	Peter Tom Willis	718
6.	Brendan Folmar	313
7.	Stephen Wasil	294
8.	Adrian McPherson	238
9.	Brian Zbydnievski	221
10.	Mike Hohensee	178
11.	Nick Hill	114
12.	Randy Hippard	111
13.	Scott Milanovich	101
14.	Grant Gregory	96

PASSING YARDAGE

1.	Shane Stafford	15667
2.	Jay Gruden	15623
3.	Brett Dietz	12023
4.	John Kaleo	11728
5.	Peter Tom Willis	9490
6.	Stephen Wasil	3684
7.	Brendan Folmar	3504
8.	Adrian McPherson	3151
9.	Brian Zbydnievski	2825
10.	Mike Hohensee	2031
11.	Nick Hill	1447
12.	Randy Hippard	1310
13.	Scott Milanovich	1223
14.	Grant Gregory	1014
15.	Larry Barretta	844

PASSING TOUCHDOWNS

1.	Shane Stafford	289
2.	Jay Gruden	280
3.	Brett Dietz	239
4.	John Kaleo	205
5.	Peter Tom Willis	176
6.	Stephen Wasil	71
7.	Adrian McPherson	59
8.	Brian Zbydnievski	56
9.	Brendan Folmar	54
10.	Mike Hohensee	39
11.	Randy Hippard	24
12.	Scott Milanovich	22
13.	Nick Hill	21
14.	Grant Gregory	20
15.	Larry Barretta	17

COMPLETION PCT. (min. 200 att.)

1.	Brett Dietz	85.0
2.	Shane Stafford	63.3
3.	Brian Zbydnievski	62.3
4.	Adrian McPherson	61.8
5.	John Kaleo	61.2
6.	Stephen Wasil	60.1
7.	Jay Gruden	59.6
8.	Mike Hohensee	58.6
9.	Peter Tom Willis	57.2
10.	Brendan Folmar	56.0

PASSER RATING (min. 200 att.)

1.	Adrian McPherson	120.6
2.	Brett Dietz	120.2
3.	Brian Zbydnievski	108.9
4.	Shane Stafford	108.5
5.	John Kaleo	106.2
6.	Mike Hohensee	105.3
7.	Stephen Wasil	105.2
8.	Peter Tom Willis	104.0
9.	Jay Gruden	103.8
10.	Brendan Folmar	79.6

RECEPTIONS

1.	Lawrence Samuels	967
2.	Stevie Thomas	519
3.	George LaFrance	391
4.	Freddie Solomon	343
5.	Hank Edwards	332
6.	Amarri Jackson	202
7.	T.T. Toliver	198
8.	David Saunders	173
9.	Joe Hills	172
10.	James Bowden	160
11.	Nick Hill	157
12.	Cliff Dell	146
13.	Terrill Shaw	143
14.	Tyrone Timmons	141
15.	Huey Whittaker	129
16.	Prechae Rodriguez	125
17.	Bobby Byrd	100
18.	Russell Hairston	92
19.	Julius Dawkins	90
20.	Eddie Brown	85
21.	Wayne Walker	84

RECEIVING YARDAGE

1.	Lawrence Samuels	11078
2.	Stevie Thomas	7784
3.	George LaFrance	5392
4.	Freddie Solomon	4662
5.	Hank Edwards	4641
6.	T.T. Toliver	2237
7.	Amarri Jackson	2631
8.	Joe Hills	2509
9.	Terrill Shaw	2065
10.	James Bowden	2064
11.	David Saunders	1975
12.	Cliff Dell	1746
13.	Prechae Rodriguez	1653
14.	Tyrone Timmons	1650
15.	Michael Lindsey	1624
16.	Huey Whittaker	1427
17.	Russell Hairston	1363
18.	Julius Dawkins	1334
19.	Wayne Walker	1307
20.	Bobby Byrd	1152
21.	Demertis Bendross	1120

RECEIVING TOUCHDOWNS

1.	Lawrence Samuels	160
2.	Stevie Thomas	150
3.	George LaFrance	127
4.	Hank Edwards	95
5.	Freddie Solomon	92
6.	Amarri Jackson	55
7.	Joe Hills	55
8.	Tyrone Timmons	50
9.	David Saunders	44
10.	Cliff Dell	41
11.	T.T. Toliver	38
12.	Amarri Jackson	35
13.	James Bowden	35
14.	Terrill Shaw	34
15.	Prechae Rodriguez	32
16.	Julius Dawkins	30
17.	Charles Wilson	30
18.	Huey Whittaker	28
19.	Russell Hairston	22
20.	DeAndrew Rubin	22
21.	Michael Lindsey	22

YARDS PER REC. (min. 100 rec.)

1.	Stevie Thomas	15.0
2.	Joe Hills	14.6
3.	Hank Edwards	14.4
4.	Terrill Shaw	14.4
5.	George LaFrance	13.8
6.	Freddie Solomon	13.6
7.	Prechae Rodriguez	13.2
8.	Amarri Jackson	13.0
9.	James Bowden	12.9
10.	Cliff Dell	12.0
11.	T.T. Toliver	11.9
12.	Tyrone Timmons	11.7
13.	Bobby Byrd	11.5
14.	Lawrence Samuels	11.5
15.	David Saunders	11.4
16.	Huey Whittaker	11.1

KICKOFF RETURN YARDS

1.	George LaFrance	5116
2.	Michael Lindsey	4374
3.	T.T. Toliver	2510
4.	James Bowden	2120
5.	Freddie Solomon	1758
6.	Sedrick Robinson	1735
7.	Stevie Thomas	1085
8.	Demertis Bendross	930
9.	Chandler Williams	829
10.	Karl Williams	810
11.	Melvin Cunningham	809
12.	James McCoy	741
13.	Eddie Brown	676

YARDS PER KO RET. (min. 50 ret.)

1.	James Bowden	21.9
2.	T.T. Toliver	21.3
3.	George LaFrance	18.9
4.	Michael Lindsey	18.8
5.	Sedrick Robinson	17.5
6.	Demertis Bendross	17.2
7.	Freddie Solomon	16.4
8.	Stevie Thomas	16.0

MFG RETURN YARDAGE

1.	George LaFrance	1317
2.	Stevie Thomas	327
3.	Freddie Solomon	294
4.	T.T. Toliver	265
5.	Brown, Eddie	259
6.	Brad Calip	208
7.	Melvin Cunningham	201
8.	Thomas Monroe	167
9.	James Bowden	145
10.	Wayne Walker	143

COMBINED RETURN YARDS

1.	George LaFrance	6433
2.	Michael Lindsey	4427
3.	T.T. Toliver	2775
4.	Bowden, James	2265
5.	Freddie Solomon	2052
6.	Jorge Cimadevilla	1746
7.	Stevie Thomas	1412
8.	Melvin Cunningham	1010
9.	Demertis Bendross	982
10.	Eddie Brown	935
11.	Chandler Williams	829
12.	Karl Williams	810

ALL-PURPOSE YARDAGE

1.	George LaFrance	11870
2.	Lawrence Samuels	11651
3.	Stevie Thomas	9393
4.	Freddie Solomon	6742
5.	Michael Lindsey	6064
6.	T.T. Toliver	5115
7.	Hank Edwards	4875
8.	James Bowden	4356
9.	Amarri Jackson	2786
10.	Tyrone Timmons	2655
11.	Joe Hills	2536
12.	Terrill Shaw	2120
13.	Demertis Bendross	2102

POINTS SCORED (non-kicking)

1.	Lawrence Samuels	1076
2.	Stevie Thomas	954
3.	George LaFrance	810
4.	Freddie Solomon	606
5.	Hank Edwards	580
6.	Andre Bowden	546
7.	Bjorn Nitnmo	344
8.	Joe Hills	340
9.	Tyrone Timmons	306
10.	Les Barley	282
11.	Saunders, David	272
12.	T.T. Toliver	270

POINTS SCORED (kicking)

1.	Seth Marler	285
2.	Mike Black	265
3.	Juan Bongarra	225
4.	Jorge Cimadevilla	200
5.	Matt Huerkamp	196
6.	Matt George	172
7.	Bill Gramatica	133
8.	Juan Bongarra	131
9.	Bjorn Nitnmo	123
10.	Garrett Rivas	120
11.	Arden Czyzewski	114
12.	Rusty Fricke	111

EXTRA POINTS ATTEMPTED

1.	Juan Bongarra	241
2.	Seth Marler	224
3.	Mike Black	189
4.	Jorge Cimadevilla	148
5.	Matt Huerkamp	140
6.	Juan Bongarra	135
7.	Garrett Rivas	123
8.	Matt George	120
9.	Bill Gramatica	112
10.	Rusty Fricke	105
11.	Kyle Chilton	94
12.	Paul Hickert	93
13.	Bjorn Nitnmo	93

EXTRA POINTS MADE

1.	Juan Bongarra	207
2.	Seth Marler	204
3.	Mike Black	175
4.	Jorge Cimadevilla	143
5.	Matt Huerkamp	127
6.	Juan Bongarra	116
7.	Matt George	109
8.	Garrett Rivas	105
9.	Bill Gramatica	94
10.	Bjorn Nitnmo	84
11.	Arden Czyzewski	78

EXTRA POINT PCT. (min. 50 att.)

1.	Mike Black	92.6
2.	Seth Marler	91.1
3.	Matt George	90.8
4.	Matt Huerkamp	90.7
5.	Bjorn Nitnmo	90.3
6.	Arden Czyzewski	87.6
7.	Juan Bongarra	85.8
8.	Garrett Rivas	85.4
9.	Jorge Cimadevilla	85.1
10.	Bill Gramatica	83.9
11.	Ian Howfield	78.6

FIELD GOALS ATTEMPTED

1.	Rusty Fricke	83
2.	Jorge Cimadevilla	57
3.	Mike Black	56
4.	Matt Huerkamp	51
5.	Paul Hickert	43
6.	Seth Marler	39
7.	Matt George	36
8.	Bill Gramatica	33
9.	Arden Czyzewski	32
10.	Bjorn Nitnmo	30

FIELD GOALS MADE

1.	Mike Black	30
2.	Seth Marler	27
3.	Matt Huerkamp	23
4.	Matt George	21
5.	Jorge Cimadevilla	19
6.	Fricke, Rusty	17
7.	Bill Gramatica	13
8.	Bjorn Nitnmo	13
9.	Arden Czyzewski	12
10.	Paul Hickert	11
11.	Juan Bongarra	11

STORM ALL-TIME SEASON LEADERS

RUSHING ATTEMPTS			
1.	McPherson, Adrian	2013	90
2.	Bowden, Andre	1993	81
3.	Marshall, Torrance	2008	73
4.	Barley, Les	1999	63
5.	Barley, Les	1998	61
6.	Bradford, Lynn	1991	61
7.	Bowden, Andre	2000	59
8.	Marshall, Torrance	2007	55
9.	McKinnon, Cedric	1995	53
10.	Barley, Les	1994	52

RUSHING YARDAGE			
1.	McPherson, Adrian	2013	428
2.	Bowden, Andre	1993	308
3.	Bradford, Lynn	1991	261
4.	Barley, Les	1998	232
5.	McKinnon, Cedric	1995	222
6.	Barley, Les	1997	183
7.	Pearson, Travis	1994	175
8.	McKinnon, Cedric	1996	166
9.	McKinnon, Cedric	2000	156
10.	Barley, Les	1994	147

RUSHING TOUCHDOWNS			
1.	McPherson, Adrian	2013	31
2.	Marshall, Torrance	2008	23
3.	Marshall, Torrance	2007	17
4.	Barley, Les	1998	15
5.	Bowden, Andre	1993	15
6.	Bowden, Andre	2000	14
7.	McKinnon, Cedric	1995	13
8.	Royal, Terrence	2010	11
9.	White, David	2003	11
10.	Barley, Les	1999	11
11.	Bowden, Andre	2001	10
12.	Stafford, Shane	2005	10
13.	Stafford, Shane	2006	10

YDS PER RUSH			
(min. 14 att. per team game)			
1.	McPherson, Adrian	2013	4.8
2.	Pearson, Travis	1994	4.6
3.	Bradford, Lynn	1991	4.3
4.	Barley, Les	1997	4.3
5.	McKinnon, Cedric	1995	4.2
6.	Barley, Les	1998	3.8
7.	Bowden, Andre	1993	3.8
8.	Wright, Bo	1991	3.7
9.	Bowden, Andre	1991	3.5
10.	McKinnon, Cedric	1996	3.4

PASS ATTEMPTS			
1.	Stafford, Shane	2006	650
2.	Stafford, Shane	2005	631
3.	Dietz, Brett	2008	586
4.	Dietz, Brett	2010	572
5.	Kaleo, John	2003	508
6.	Gruden, Jay	1996	443
7.	Stafford, Shane	2004	441
8.	Willis, Peter Tom	1998	425
9.	Willis, Peter Tom	1999	417
10.	Willis, Peter Tom	1997	413

PASS COMPLETIONS			
1.	Stafford, Shane	2006	408
2.	Stafford, Shane	2005	405
3.	Dietz, Brett	2008	377
4.	Dietz, Brett	2010	373
5.	Kaleo, John	2003	316
6.	Stafford, Shane	2004	278
7.	Gruden, Jay	1996	274
8.	Willis, Peter Tom	1998	255
9.	Willis, Peter Tom	1999	238
10.	McPherson, Adrian	2013	238

PASSING YARDAGE			
1.	Dietz, Brett	2010	5054
2.	Stafford, Shane	2006	4793
3.	Dietz, Brett	2008	4574
4.	Stafford, Shane	2005	4522
5.	Kaleo, John	2003	4169
6.	Gruden, Jay	1996	3616
7.	Stafford, Shane	2004	3418
8.	Willis, Peter Tom	1998	3411
9.	Willis, Peter Tom	1999	3233
10.	McPherson, Adrian	2013	3151

PASS TOUCHDOWNS			
1.	Dietz, Brett	2010	106
2.	Dietz, Brett	2008	86
2.	Stafford, Shane	2006	86
4.	Stafford, Shane	2005	83
5.	Kaleo, John	2003	75
6.	Gruden, Jay	1996	70
7.	Willis, Peter Tom	1998	70
8.	Stafford, Shane	2004	67
9.	Willis, Peter Tom	1999	65
10.	Kaleo, John	2001	59
10.	McPherson, Adrian	2013	59

COMPLETION PCT.			
(min. 14 att. per team game)			
1.	Dietz, Brett	2007	65.9
2.	Dietz, Brett	2010	65.2
3.	Dietz, Brett	2008	64.3
4.	Stafford, Shane	2005	64.2
5.	Gruden, Jay	1991	63.8
6.	Stafford, Shane	2004	63.0
7.	Stafford, Shane	2002	62.8
8.	Stafford, Shane	2006	62.8
9.	Zbydniowski, Brian	2011	62.3
10.	Kaleo, John	2003	62.2
11.	Gruden, Jay	1996	61.9

PASSER RATING			
(min. 14 att. per team game)			
1.	Dietz, Brett	2010	121.2
2.	McPherson, Adrian	2013	120.6
3.	Dietz, Brett	2007	119.3
4.	Dietz, Brett	2008	116.4
5.	Willis, Peter Tom	1998	115.3
6.	Kaleo, John	2003	114.5
7.	Gruden, Jay	1996	114.0
8.	Willis, Peter Tom	1999	112.9
9.	Stafford, Shane	2004	112.6
10.	Stafford, Shane	2005	109.1

RECEPTIONS			
1.	Hills, Joe	2013	133
2.	Rodriguez, Prechae	2012	125
2.	Jackson, Amarr	2011	125
4.	Whittaker, Huey	2011	125
5.	Samuels, Lawrence	2005	123
6.	Samuels, Lawrence	2007	122
7.	Samuels, Lawrence	2008	121
8.	Timmons, Tyrone	2010	118
9.	Samuels, Lawrence	2006	115
10.	Edwards, Hank	2010	114
11.	Solomon, Freddie	2003	106
12.	Edwards, Hank	2011	101
13.	Shaw, Terrill	2007	101
14.	LaFrance, George	1996	100
15.	Toliver, T.T.	2007	99

RECEIVING YARDAGE			
1.	Hills, Joe	2013	1861
2.	Edwards, Hank	2010	1749
3.	Jackson, Amarr	2011	1619
4.	Solomon, Freddie	2003	1552
5.	Samuels, Lawrence	2005	1411
6.	Shaw, Terrill	2007	1411
7.	Whittaker, Huey	2011	1405
8.	Timmons, Tyrone	2010	1383
9.	Edwards, Hank	2008	1348
10.	Samuels, Lawrence	2006	1306
11.	Edwards, Hank	2011	1293
12.	LaFrance, George	1996	1258
13.	Thomas, Stevie	1992	1228
14.	Bowden, James	2001	1205

RECEIVING TOUCHDOWNS			
1.	Hills, Joe	2013	42
2.	Timmons, Tyrone	2010	37
3.	Edwards, Hank	2010	36
4.	Jackson, Amarr	2011	35
4.	LaFrance, George	1998	35
6.	Solomon, Freddie	2004	32
7.	LaFrance, George	1996	30
8.	Whittaker, Huey	2011	28
8.	Solomon, Freddie	2003	28
8.	Edwards, Hank	2008	28
11.	Bowden, James	2001	26
12.	Thomas, Stevie	1992	26
13.	Shaw, Terrill	2007	24
14.	Thomas, Stevie	1993	23

YARDS PER RECEPTION			
(min. 2 rec. per team game)			
1.	Williams, Alvin	1989	19.6
2.	Thomas, Stevie	1992	17.8
3.	Thomas, Stevie	1993	17.4
4.	Hairston, Russell	1997	16.8
5.	Kaleo, John	1994	16.8
6.	Rubin, DeAndrew	2010	15.9
6.	Edwards, Hank	2008	15.9
8.	Edwards, Hank	2010	15.3
8.	Howard, Anthony	1991	15.3
8.	LaFrance, George	1998	15.3

KICKOFF RETURN YARDS			
1.	Lindsey, Michael	2011	1745
2.	Lindsey, Michael	2013	1537
3.	LaFrance, George	1996	1282
4.	Bowden, James	2001	1276
5.	Toliver, T.T.	2004	1233
6.	Robinson, Sedrick	2008	1199
7.	Lindsey, Michael	2012	1092
8.	Solomon, Freddie	2003	1038
9.	LaFrance, George	1997	1024
10.	Bowden, James	2000	844
11.	LaFrance, George	1995	843

MFG RETURN YARDAGE			
1.	LaFrance, George	1998	427
2.	LaFrance, George	1996	288
3.	LaFrance, George	1995	267
4.	Calip, Brad	1991	208
5.	Solomon, Freddie	2003	192
6.	Cunningham, Melvin	1999	177
7.	LaFrance, George	1997	176
8.	Monroe, Thomas	1990	167
9.	Brown, Eddie	1993	164
10.	Thomas, Stevie	1993	142

COMBINED RETURN YARDS			
1.	Lindsey, Michael	2011	1808
2.	LaFrance, George	1996	1570
3.	Lindsey, Michael	2013	1537
4.	Bowden, James	2001	1318
5.	Toliver, T.T.	2004	1296
6.	Solomon, Freddie	2003	1230
7.	LaFrance, George	1997	1200
8.	LaFrance, George	1998	1168
9.	LaFrance, George	1995	1110
10.	Bowden, James	2000	947
11.	LaFrance, George	1994	893

ALL-PURPOSE YARDS			
1.	LaFrance, George	1996	2828
2.	Solomon, Freddie	2003	2805
3.	Bowden, James	2001	2550
4.	Lindsey, Michael	2013	2361
5.	LaFrance, George	1997	2331
6.	Lindsey, Michael	2011	2246
7.	LaFrance, George	1998	2162
8.	Toliver, T.T.	2004	2114
9.	LaFrance, George	1995	2069
10.	Edwards, Hank	2010	1822
11.	Bowden, James	2000	1806

POINTS SCORED (non-kicking)			
1.	Hills, Joe	2013	262
2.	Timmons, Tyrone	2010	228
3.	Jackson, Amarr	2011	218
4.	Edwards, Hank	2010	216
4.	LaFrance, George	1998	216
6.	Solomon, Freddie	2003	204
6.	Solomon, Freddie	2004	204
8.	LaFrance, George	1996	196
9.	Bowden, James	2001	184
10.	Edwards, Hank	2008	180
11.	Whittaker, Huey	2011	176
12.	Thomas, Stevie	1992	162
13.	Shaw, Terrill	2007	144
14.	Edwards, Hank	2011	142
14.	Thomas, Stevie	1996	142
16.	LaFrance, George	1997	140
16.	Thomas, Stevie	1993	140

POINTS SCORED (kicking)			
1.	George, Matt	2005	148
2.	Marler, Seth	2008	145
3.	Marler, Seth	2007	140
4.	Black, Mike	2001	130
4.	Gramatica, Bill	2006	130
6.	Huerkamp, Matt	1999	124
7.	Nittmo, Bjorn	1998	123
8.	Rivas, Garrett	2010	120
9.	Cimadevilla, Jorge	1995	108
10.	Black, Mike	2002	107

EXTRA POINTS ATTEMPTED			
1.	Bongarra, Juan	2012	135
2.	Marler, Seth	2008	125
3.	Rivas, Garrett	2010	123
4.	Gramatica, Bill	2006	108
5.	George, Matt	2005	106
6.	Bongarra, Juan	2013	91
7.	Marler, Seth	2007	99
8.	Chilton, Kyle	2011	94
8.	Black, Mike	2001	94
10.	Nittmo, Bjorn	1998	93
11.	Cimadevilla, Jorge	1996	89
12.	Huerkamp, Matt	1999	87

EXTRA POINTS MADE			
1.	Bongarra, Juan	2012	116
2.	Marler, Seth	2008	112
3.	Rivas, Garrett	2010	105
4.	George, Matt	2005	97
5.	Gramatica, Bill	2006	94
6.	Marler, Seth	2007	92
7.	Bongarra, Juan	2013	91
7.	Black, Mike	2001	91
9.	Nittmo, Bjorn	1998	84
10.	Huerkamp, Matt	1999	79
11.	Cimadevilla, Jorge	1996	74

EXTRA POINT PCT.			
(min. 1 att. per team game)			
1.	Black, Mike	2001	96.8
2.	Czyzewski, Arde	1992	93.8
3.	Marler, Seth	2007	92.9
4.	George, Matt	2005	91.5
5.	Huerkamp, Matt	1999	90.8
6.	Nittmo, Bjorn	1998	90.3
8.	Marler, Seth	2008	89.6
9.	Drennan, Chris	1994	89.1
10.	Black, Mike	2002	88.6

FIELD GOALS ATTEMPTED			
1.	Fricke, Rusty	1988	38
2.	Huerkamp, Matt	1999	31
3.	George, Matt	2005	30
3.	Gramatica, Bill	2006	30
3.	Nittmo, Bjorn	1998	30
6.	Cimadevilla, Jorge	1995	29
6.	Czyzewski, Arde	1993	29
6.	Fricke, Rusty	1990	29
9.	Black, Mike	2002	28
9.	Cimadevilla, Jorge	1996	28

FIELD GOALS MADE			
1.	George, Matt	2005	17
2.	Marler, Seth	2007	

STORM ALL-TIME SINGLE GAME LEADERS

PASS COMPLETIONS

1) 38 Shane Stafford: 5/6/06, at Columbus
 2) 31 Shane Stafford: 2/19/06, at Orlando (OT)
 3) 33 Brett Dietz: 5/15/10, at Bossier-Shreveport
 4) 32 Brett Dietz: 7/31/10, vs. Orlando
 4) 32 Shane Stafford: 2/25/05, at New Orleans (OT)
 6) 31 Shane Stafford: 3/20/05, at Philadelphia
 6) 31 Scott Milanovich: 5/31/02, at Indiana
 6) 31 Brett Dietz: 3/29/08, at Philadelphia
 9) 30 Brett Dietz: 4/16/10, vs. Dallas
 9) 30 Shane Stafford: 3/13/05, vs. Arizona
 11) 29 Stephen Wasil: 3/30/12, at Jacksonville
 11) 29 Brett Dietz: 5/18/07, vs. Arizona
 11) 29 Shane Stafford: 4/15/06, at Austin
 11) 29 Shane Stafford: 3/18/06, vs. New York
 11) 29 Jay Gruden: 7/12/98, vs. Albany (OT)

PASS ATTEMPTS

1) 63 Shane Stafford: 5/6/06, at Columbus
 2) 54 Shane Stafford: 2/25/05, at New Orleans (OT)
 3) 52 Shane Stafford: 2/19/06, at Orlando (OT)
 3) 52 Scott Milanovich: 6/22/02, at Dallas (OT)
 3) 52 Jay Gruden: 7/1/94, at Orlando
 5) 51 John Kaleo: 7/1/01, vs. Orlando
 7) 49 Brett Dietz: 7/31/10, vs. Orlando
 7) 49 Pat O'Hara: 3/14/04, vs. New York
 9) 47 Stephen Wasil: 4/6/12, at New Orleans
 9) 47 Stephen Wasil: 3/16/12, vs. Arizona
 9) 47 Scott Milanovich: 5/31/02, at Indiana
 12) 46 Jay Gruden: 7/12/98, vs. Albany (OT)
 12) 46 Brett Dietz: 3/29/08, at Philadelphia
 14) 45 tie - Last R. Hippard: 7/20/13 vs. Pittsburgh

PASSING YARDS

1) 458 Shane Stafford: 2/19/06, vs. Orlando (OT)
 2) 424 Shane Stafford: 2/25/06, vs. Austin
 3) 400 Brett Dietz: 3/29/08, at Philadelphia
 4) 398 Brett Dietz: 7/31/10, vs. Orlando
 5) 395 Brett Dietz: 5/15/10, at Bossier-Shreveport
 6) 391 Stephen Wasil: 7/21/12, at Spokane
 7) 387 Shane Stafford: 5/6/06, at Columbus
 8) 375 Nick Hill: 6/15/12, at Orlando
 9) 372 Brian Zbydniowski: 6/11/11, vs. Pittsburgh
 10) 367 Brett Dietz: 4/13/08, vs. Arizona
 11) 362 Adrian McPherson: 3/30/13, vs. Cleveland
 12) 359 Brett Dietz: 7/2/10, vs. Chicago
 12) 359 Brett Dietz: 5/18/07, vs. Arizona
 14) 358 Stephen Wasil: 7/14/12, vs. New Orleans (OT)
 14) 358 Jay Gruden: 4/26/96, at St. Louis
 16) 353 Nick Hill: 6/23/12, vs. San Antonio
 16) 348 Brett Dietz: 6/25/10, vs. Bossier-Shreveport
 16) 348 Shane Stafford: 3/20/05, at Philadelphia
 19) 348 Brett Dietz: 4/3/10, at Tulsa
 20) 342 Shane Stafford: 3/26/05, at Los Angeles

PASSING TOUCHDOWNS

1) 10 Brett Dietz: 6/12/08, at San Jose
 2) 9 Brett Dietz: 6/19/10, at Utah
 2) 9 Brett Dietz: 5/1/10, vs. Arizona
 3) 8 Adrian McPherson: 3/30/13, vs. Cleveland
 3) 8 Brian Zbydniowski: 6/11/11, vs. Pittsburgh
 3) 8 Brett Dietz: 7/2/10, vs. Chicago
 3) 8 Brett Dietz: 6/25/10, vs. Bossier-Shreveport
 3) 8 Brett Dietz: 4/3/10, at Tulsa
 3) 8 Brett Dietz: 6/7/08, vs. Orlando
 3) 8 Brett Dietz: 6/2/07, at New Orleans
 3) 8 Shane Stafford: 4/7/06, vs. Arizona
 3) 8 Shane Stafford: 2/19/06, vs. Orlando (OT)
 3) 8 Shane Stafford: 1/30/05, vs. San Jose
 3) 8 Shane Stafford: 5/9/04, at Los Angeles
 3) 8 Shane Stafford: 2/13/04, vs. Georgia
 3) 8 John Kaleo: 3/28/03, vs. Arizona
 3) 8 John Kaleo: 5/27/01, at Grand Rapids
 3) 8 John Kaleo: 6/24/00, at Grand Rapids
 3) 8 Jay Gruden: 7/18/92, vs. Albany

COMPLETION PERCENTAGE (min. 20 attempts)

1) 90.9 Adrian McPherson: 5/18/13, at Pittsburgh
 2) 84.0 Jay Gruden: 7/18/92, vs. Albany
 3) 82.6 Stony Case: 4/07/07, vs. New Orleans
 4) 82.5 Brett Dietz: 3/15/10, at Bossier-Shreveport
 5) 82.1 John Kaleo: 5/04/00, vs. Carolina
 6) 81.3 Brett Dietz: 5/06/07, at Austin
 7) 80.0 Shane Stafford: 1/30/05, vs. San Jose
 8) 79.3 Grant Gregory: 4/15/11 at Philadelphia
 8) 79.3 Peter Tom Willis: 7/03/98, at Houston
 10) 78.3 Peter Tom Willis: 7/17/98, vs. New Jersey
 11) 78.1 Nick Hill: 6/2/12, at Jacksonville

12) 77.4 Brett Dietz: 7/02/10, vs. Chicago
 12) 77.4 Jay Gruden: 7/27/96, vs. Arizona
 14) 77.1 Shane Stafford: 7/21/01, vs. New Jersey
 15) 76.7 tie

PASSER RATING (min. 20 attempts)

1) 157.1 Jay Gruden: 7/18/92, vs. Albany
 2) 155.3 John Kaleo: 3/02/03, vs. Detroit
 3) 154.4 Brett Dietz: 7/02/10, vs. Chicago
 4) 152.0 Brett Dietz: 4/13/08, vs. Arizona
 5) 151.7 Adrian McPherson: 5/18/13 at Pittsburgh
 6) 151.1 Brett Dietz: 6/25/10, vs. Bossier-Shreveport
 7) 150.0 John Kaleo: 5/04/00, vs. Carolina
 8) 149.3 Brett Dietz: 6/02/07, at New Orleans
 9) 149.0 John Kaleo: 6/03/00, vs. Florida
 10) 148.1 Brett Dietz: 5/15/10, at Bossier-Shreveport
 11) 147.8 John Kaleo: 6/24/00, at Grand Rapids
 12) 145.1 Shane Stafford: 4/29/06, vs. Kansas City
 13) 144.2 Peter Tom Willis: 5/16/98, vs. Houston
 14) 143.1 Brett Dietz: 5/06/07, at Austin

RECEPTIONS

1) 17 DeAndrew Rubin: 7/31/10, vs. Orlando
 2) 16 Joe Hills: 4/6/13, at Utah
 3) 15 Greg Ellingson: 3/23/13, vs. Jacksonville
 3) 15 Huey Whittaker: 4/23/11, vs. Dallas
 5) 15 Lawrence Samuels: 2/19/06, vs. Orlando (OT)
 5) 15 James Bowden: 6/1/01, vs. Carolina (OT)
 7) 14 Chandler Williams: 3/30/12, vs. Jacksonville
 7) 14 Amari Jackson: 6/25/11, at Jacksonville
 7) 14 Amari Jackson: 5/13/11, at Kansas City
 7) 14 Hank Edwards: 6/19/10, at Utah
 7) 14 Freddie Solomon: 5/6/06, at Columbus
 7) 14 Freddie Solomon: 5/18/03, at Georgia
 13) 13 Joe Hills: 7/7/12, at Pittsburgh
 13) 12 Preciae Rodriguez: 7/14/12, vs. New Orleans (OT)
 13) 12 Amari Jackson: 6/15/12, at Orlando
 13) 12 Preciae Rodriguez: 3/10/12, at Chicago
 13) 12 Huey Whittaker: 6/4/11, at Georgia
 13) 12 Hank Edwards: 3/16/08, at New Orleans
 13) 12 Terrill Shaw: 6/23/07, vs. Austin
 13) 12 Lawrence Samuels: 4/14/07, at Orlando
 13) 12 T.T. Toliver: 3/31/07, at San Jose
 13) 12 Lawrence Samuels: 4/15/06, at Austin
 13) 12 Lawrence Samuels: 3/13/05, vs. Arizona
 13) 12 James Bowden: 7/21/01, vs. New Jersey
 13) 12 James Bowden: 6/10/01, at Orlando
 13) 12 James Bowden: 6/4/00, at Grand Rapids
 13) 12 Stevie Thomas: 6/5/99, at Grand Rapids
 13) 12 Stevie Thomas: 7/23/94, vs. Massachusetts

RECEIVING YARDS

1) 259 Joe Hills: 4/6/13, at Utah
 2) 245 DeAndrew Rubin: 7/31/10, vs. Orlando
 3) 220 Amari Jackson: 6/15/12, at Orlando
 4) 215 Joe Hills: 7/21/12, Spokane
 5) 209 Hank Edwards: 6/25/10, vs. Bossier-Shreveport
 6) 199 Stevie Thomas: 6/27/92, at Dallas
 7) 195 Hank Edwards: 6/19/10, at Utah
 8) 195 Huey Whittaker: 4/23/11, vs. Dallas
 9) 190 James Bowden: 6/10/01, at Orlando
 10) 188 Hank Edwards: 3/16/08, at New Orleans
 11) 187 Amari Jackson: 6/25/11, at Jacksonville
 11) 187 Amari Jackson: 5/13/11, vs. Kansas City
 11) 187 Stevie Thomas: 7/23/94, vs. Massachusetts
 14) 186 Preciae Rodriguez: 3/10/12, at Chicago
 15) 184 DeAndrew Rubin: 5/1/10, vs. Arizona
 15) 184 James Bowden: 6/1/2001, vs. Carolina (OT)
 17) 182 Demetrius Bendross: 2/25/06, vs. Austin
 17) 182 Lawrence Samuels: 2/19/06, vs. Orlando (OT)
 17) 182 Freddie Solomon: 5/9/04, vs. Los Angeles
 20) 181 Tyrone Timmons: 4/3/10, at Tulsa
 20) 181 Terrill Shaw: 6/23/07, vs. Austin
 22) 177 Stevie Thomas: 6/20/92, vs. Cleveland
 22) 175 James Bowden: 6/3/00, vs. Florida

RECEIVING TOUCHDOWNS

1) 7 George LaFrance: 5/16/98, vs. Houston
 2) 5 Joe Hills: 4/27/13, at Spokane
 2) 5 Joe Hills: 4/6/13, at Utah
 2) 5 Preciae Rodriguez: 4/6/12, at New Orleans
 2) 5 Amari Jackson: 6/17/11, vs. Orlando
 2) 5 Huey Whittaker: 4/23/11, vs. Dallas
 2) 5 Tyrone Timmons: 8/25/10, vs. Bossier-Shreveport
 5) 5 Hank Edwards: 6/19/10, at Utah
 5) 5 DeAndrew Rubin: 5/1/10, vs. Arizona
 5) 5 Hank Edwards: 6/14/08, at San Jose
 2) 5 Hank Edwards: 3/16/08, at New Orleans
 2) 5 Freddie Solomon: 2/13/04, vs. Georgia
 2) 5 James Bowden: 5/27/01, at Grand Rapids

2) 5 George LaFrance: 5/11/96, vs. Texas
 17) 4 Joe Hills: 7/6/13, vs. Spokane
 17) 4 Joe Hills: 7/4/12, vs. New Orleans (OT)
 17) 4 Joe Hills: 7/7/12, at Pittsburgh
 17) 4 Amari Jackson: 6/15/12, at Orlando
 17) 4 Preciae Rodriguez: 4/30/12, vs. Kansas City
 17) 4 Andre Bowden: 4/6/12, at Carolina (OT)
 17) 4 Amari Jackson: 7/23/11, vs. San Jose
 17) 4 Amari Jackson: 6/25/11, at Jacksonville
 17) 4 Amari Jackson: 5/13/11, at Kansas City
 17) 4 Hank Edwards: 4/15/11 at Philadelphia
 17) can't find game
 17) 4 Hank Edwards: 7/2/10, vs. Chicago
 17) 4 Hank Edwards: 6/5/10, vs. Oklahoma City
 17) 4 Cleannorth Sainit: 4/24/10, vs. Milwaukee
 17) 4 Tyrone Timmons: 4/16/10, vs. Dallas
 17) 4 Hank Edwards: 6/7/08, vs. Orlando
 17) 4 Terrill Shaw: 6/2/07, at New Orleans
 17) 4 Bobby Sipio: 3/05/06, at Kansas City
 17) 4 Freddie Solomon: 3/06/05, vs. Grand Rapids
 17) 4 Cliff Del: 2/06/05, vs. Austin
 17) 4 Freddie Solomon: 5/9/04, at Los Angeles
 17) 4 Freddie Solomon: 5/18/03, at Georgia
 17) 4 Gunnard Twyman: 6/25/01 at Florida
 17) 4 James Bowden: 6/1/01, vs. Carolina
 17) 4 Charles Wilson: 7/24/99, at San Jose
 17) 4 George LaFrance: 7/25/98, vs. Iowa
 17) 4 George LaFrance: 7/2/98, at Houston
 17) 4 Stevie Thomas: 6/20/98, vs. Albany
 17) 4 George LaFrance: 5/23/97, at Nashville
 17) 4 George LaFrance: 5/30/97, vs. Milwaukee
 17) 4 George LaFrance: 7/1/95, vs. Memphis
 17) 4 Stevie Thomas: 6/29/96, at Charlotte
 17) 4 Stevie Thomas: 7/19/94, vs. Milwaukee
 17) 4 Stevie Thomas: 7/19/93, vs. Miami
 17) 4 Stevie Thomas: 6/19/93, vs. Orlando
 17) 4 Stevie Thomas: 7/11/92, at Arizona
 17) 4 Stevie Thomas: 6/27/92, at Dallas
 17) 4 Stevie Thomas: 8/2/91, vs. New Orleans

17) 4 Hank Edwards: 7/2/10, vs. Chicago
 17) 4 Hank Edwards: 6/5/10, vs. Oklahoma City
 17) 4 Cleannorth Sainit: 4/24/10, vs. Milwaukee
 17) 4 Tyrone Timmons: 4/16/10, vs. Dallas
 17) 4 Hank Edwards: 6/7/08, vs. Orlando
 17) 4 Terrill Shaw: 6/2/07, at New Orleans
 17) 4 Bobby Sipio: 3/05/06, at Kansas City
 17) 4 Freddie Solomon: 3/06/05, vs. Grand Rapids
 17) 4 Cliff Del: 2/06/05, vs. Austin
 17) 4 Freddie Solomon: 5/9/04, at Los Angeles
 17) 4 Freddie Solomon: 5/18/03, at Georgia
 17) 4 Gunnard Twyman: 6/25/01 at Florida
 17) 4 James Bowden: 6/1/01, vs. Carolina
 17) 4 Charles Wilson: 7/24/99, at San Jose
 17) 4 George LaFrance: 7/25/98, vs. Iowa
 17) 4 George LaFrance: 7/2/98, at Houston
 17) 4 Stevie Thomas: 6/20/98, vs. Albany
 17) 4 George LaFrance: 5/23/97, at Nashville
 17) 4 George LaFrance: 5/30/97, vs. Milwaukee
 17) 4 George LaFrance: 7/1/95, vs. Memphis
 17) 4 Stevie Thomas: 6/29/96, at Charlotte
 17) 4 Stevie Thomas: 7/19/94, vs. Milwaukee
 17) 4 Stevie Thomas: 7/19/93, vs. Miami
 17) 4 Stevie Thomas: 6/19/93, vs. Orlando
 17) 4 Stevie Thomas: 7/11/92, at Arizona
 17) 4 Stevie Thomas: 6/27/92, at Dallas
 17) 4 Stevie Thomas: 8/2/91, vs. New Orleans

YARDS PER RECEPTION (min. 3 receptions)
 1) 30.4 George LaFrance: 07/21/95, vs. Connecticut
 2) 30.3 Freddie Solomon: 05/11/03, vs. San Jose
 3) 29.7 Stevie Thomas: 07/09/93, at Charlotte
 4) 29.5 George LaFrance: 05/30/98, at New Jersey
 5) 27.3 Freddie Solomon: 03/28/03, vs. Arizona
 6) 26.9 Joe Hills: 7/21/12, at Spokane
 7) 26.7 Lawrence Samuels: 02/25/06, vs. Austin
 8) 26.3 Wayne Walker: 07/12/97, vs. Anaheim
 9) 25.3 Jeff Mayes: 07/19/91, at Denver
 10) 25.3 Lawrence Samuels: 05/25/00, at Iowa
 11) 25.3 Stevie Thomas: 06/20/92, vs. Cleveland

RUSHING ATTEMPTS
 1) 16 Adrian McPherson: 4/27/13, at Spokane
 2) 14 Lynn Bradford: 6/22/91, vs. Dallas
 3) 13 Torrance Marshall: 4/7/07, vs. New Orleans
 4) 12 Andre Bowden: 5/31/93, at Miami
 5) 11 Adrian McPherson: 5/25/13, vs. Philadelphia
 5) 11 Cedric McKinnon: 6/15/96, at Anaheim
 5) 11 Travis Pearson: 7/18/94, at Fort Worth
 8) 10 Adrian McPherson: 3/23/13, vs. Jacksonville
 8) 10 Stephen Wasil: 7/21 at Spokane
 10) Stephen Wasil: 7/14 vs. New Orleans (OT)
 8) 10 Torrance Marshall: 5/16/08, at Grand Rapids
 8) 10 Torrance Marshall: 4/26/08, at Orlando
 8) 10 Torrance Marshall: 3/31/07, at San Jose
 8) 10 Rodney Filer: 3/17/07, vs. Georgia
 8) 10 Cedric McKinnon: 8/4/05
 8) 10 Ivan Caesar: 6/02/95
 8) 10 Les Barley: 6/25/94

RUSHING YARDS

1) 72 Andre Bowden: 6/29/91, vs. Albany
 2) 69 Lynn Bradford: 6/15/91, at New Orleans
 3) 68 Travis Pearson: 6/25/94, vs. Miami
 4) 58 Adrian McPherson: 3/23/13, vs. Jacksonville
 4) 58 Cedric McKinnon: 7/1/95, vs. Memphis
 6) 54 Ivan Caesar: 5/13/95, at Miami
 7) 51 Adrian McPherson: 4/27/13, at Spokane
 7) 51 Cedric McKinnon: 5/18/96, vs. Orlando
 9) 48 Adrian McPherson: 5/25/13, vs. Philadelphia
 9) 48 Lynn Bradford: 6/29/91, vs. Albany
 11) 47 Adrian McPherson: 6/1/13, at Iowa
 11) 46 Adrian McPherson: 4/13/13, vs. San Antonio
 11) 45 Lynn Bradford: 6/8/91, at Columbus
 14) 44 Lynn Bradford: 6/22/91, vs. Dallas
 15) 43 Rodney Filer: 3/17/07, vs. Georgia
 15) 43 Les Barley: 8/1/98, at Grand Rapids

RUSHING TOUCHDOWNS

1) 72 Andre Bowden: 6/29/91, vs. Albany
 2) 69 Lynn Bradford: 6/15/91, at New Orleans
 3) 68 Travis Pearson: 6/25/94, vs. Miami
 4) 58 Adrian McPherson: 3/23/13, vs. Jacksonville
 4) 58 Cedric McKinnon: 7/1/95, vs. Memphis
 6) 54 Ivan Caesar: 5/13/95, at Miami
 7) 51 Adrian McPherson: 4/27/13, at Spokane
 7) 51 Cedric McKinnon: 5/18/96, vs. Orlando
 9) 48 Adrian McPherson: 5/25/13, vs. Philadelphia
 9) 48 Lynn Bradford: 6/29/91, vs. Albany
 11) 47 Adrian McPherson: 6/1/13, at Iowa
 11) 46 Adrian McPherson: 4/13/13, vs. San Antonio
 11) 45 Lynn Bradford: 6/8/91, at Columbus
 14) 44 Lynn Bradford: 6/22/91, vs. Dallas
 15) 43 Rodney Filer: 3/17/07, vs. Georgia
 15) 43 Les Barley: 8/1/98, at Grand Rapids

RUSHING TOUCHDOWNS

1) 5 Adrian McPherson: 3/23/13, vs. Jacksonville
 2) 4 Adrian McPherson: 5/4/13, vs. New Orleans
 2) 4 Torrance Marshall: 3/1/08, at Kansas
 2) 4 Torrance Marshall: 5/21/08, at Georgia
 2) 4 Rodney Filer: 3/17/07, vs. Georgia
 2) 4 Andre Bowden: 4/11/03, at Carolina (OT)
 2) 4 Andre Bowden: 7/7/01, vs. Houston
 2) 4 Andre Bowden: 7/26/97, vs. Florida
 2) 4 Andre Bowden: 7/12/97, vs. Anaheim
 2) 4 Cedric McKinnon: 8/4/95, at Milwaukee
 11) 3 Adrian McPherson: 6/1/13, at Iowa
 11) 3 Adrian McPherson: 5/4/13, vs. New Orleans
 11) 3 Adrian McPherson: 4/27/13, at Spokane
 11) 3 Adrian McPherson: 4/6/13, at Utah
 11) 3 Stephen Wasil: 7/21/12, at Spokane
 11) 3 Stephen Wasil: 7/14/12, vs. New Orleans
 11) 3 Nick Hill: 6/29/12, vs. Philadelphia
 11) 3 Stephen Wasil: 3/10/12, at Chicago
 11) 3 Phil Glover: 6/21/08, vs. Los Angeles
 11) 3 Torrance Marshall: 6/16/07, at Grand Rapids
 11) 3 Torrance Marshall: 5/6/07, at Austin
 11) 3 Torrance Marshall: 4/7/07, vs. New Orleans
 11) 3 Torrance Marshall: 3/31/07, at San Jose
 11) 3 Rodney Filer: 3/10/07, at Dallas
 11) 3 Shane Stafford: 3/5/06
 11) 3 Shane Stafford: 5/22/05
 11) 3 David White: 3/27/04
 11) 3 David White: 7/20/02
 11) 3 Andre Bowden: 7/21/00
 11) 3 Andre Bowden: 6/5/99
 11) 3 Andre Bowden: 7/17/98
 11) missing game
 1) 3 Les Barley: 7/5/98
 1) 3 Les Barley: 6/25/98
 1) 3 Matt George: 5/22/05, Tampa Bay at San Jose
 1) 3 Matt George: 5/22/05, Tampa Bay at Columbus
 1) 3 Mike Black: 7/7/2001, Tampa Bay vs. Houston
 1) 3 Andre Bowden: 6/29/91

YARDS PER RUSH (min. 3 rushing attempts)

1) 13.6 Travis Pearson: 06/25/94, vs. Miami
 2) 11.6 Cedric McKinnon: 07/01/95, vs. Memphis
 3) 10.3 Les Barley: 08/02/97, at San Jose
 4) 10.0 Doug Landry: 07/11/92, at Arizona
 4) 10.0 George LaFrance: 08/13/94, vs. Orlando
 6) 9.0 Nick Hill: 6/23/12, vs. San Antonio
 6) 9.0 Andre Bowden: 06/29/91, vs. Albany
 6) 9.0 Ivan Caesar: 05/13/95, at Miami
 6) 9.0 David White: 05/15/05, vs. New York
 10) 8.7 Ivan Caesar: 05/27/95, vs. Charlotte
 11) 8.6 Lynn Bradford: 06/15/91, at New Orleans

SACKS

1) 4.5 Jarrett Bueie: 6/17/11, vs. Orlando
 1) 4.5 Craig Walls: 7/17/87, vs. Denver
 3) 4.0 Cliff Dukes: 3/11/11, at New Orleans
 4) 3.0 Tim McGill: 4/15/11, at Philadelphia
 4) 3.0 Jermaine Smith: 6/25/10, vs. Bossier-Shreveport
 4) 3.0 Andre Bowden: 5/1/98, at San Jose
 5) 2.5 Cliff Dukes: 5/20/11, at Spokane
 5) 2.5 Darion Connor: 7/1/00, vs. Atlanta
 9) 2.33 tie - Last J. Smith/K. Kinney: 7/17/10 vs. Jacksonville

PASS BREAKUPS

1) 11 Tommy Henry: 06/03/00, vs. Florida
 2) 6 Eric McIntosh: 4/30/12, vs. Kansas City
 2) 5 tie

TACKLES

1) 14.5 Jonathan Ordway: 4/30/05, vs. New Orleans
 2) 14.0 Jamie Coleman: 5/4/01, at Milwaukee
 3) 13.5 Tracy Rachal: 5/31/08, at Georgia
 4) 12.5 Eric McIntosh: 5/20/11 at Spokane
 4) 12.5 Daryon Brutley: 5/28/10, at Orlando
 4) 12.5 Tracy Rachal: 5/9/08, vs. New Orleans
 4) 12.5 Jerod Johnson: 3/7/08, vs. Georgia
 4) 12.5 Tremain Jones: 2/25/05, at New Orleans (OT)
 9) 12.0 Antoine Worthman: 7/6/00, vs. Milwaukee
 9) 12.0 Jerry Woods: 7/24/93, vs. Albany
 11) 11.5 Khalid Naziruddin: 4/7/07, vs. New Orleans
 11) 11.5 Tracey Perkins: 6/12/93, at Arizona

INTERCEPTIONS

1) 13 Johnnie Harris: 6/12/98, at Orlando
 1) 13 Latrod Garner: 8/13/94, vs. Florida
 1) 13 Reggie Berry: 7/11/92, at Arizona
 4) 2 tie - Last D. Dix: 5/18/13 at Pittsburgh

FORCED FUMBLES

1) 3 Deonte Bolden: 4/13/12, vs. Cleveland
 2) Nelson Frisner: 5/26/12, vs. Milwaukee
 2) Jermaine Smith: 6/25/10, vs. Bossier-Shreveport
 2) Tim McGill: 04/18/08, vs. New York

2) 2 Tim McGill: 06/16/07, at Grand Rapids
 2) 2 Adrian McPherson: 3/23/13, vs. Georgia especially
 2) 2 Lawrence Samuels: 05/10/02, vs. Chicago
 2) 2 Keita Crespin: 04/20/02, vs. Toronto
 2) 2 Tommy Henry: 05/18/01, at Detroit
 2) 2 Tommy Henry: 05/12/01, vs. Toronto
 2) 2 Robert Goff: 05/18/00, vs. New Jersey
 2) 2 Nyle Wren: 07/02/99, at Buffalo
 2) 2 Andre Thomas: 08/25/99, at Florida
 2) 2 Lynn Rowland: 06/20/98, vs. Albany
 2) 2 Carl Coles: 06/22/90, vs. Washington

OPPONENT FUMBLE RECOVERIES

1) 2 Cliff Dukes: 5/20/11, at Spokane
 1) 2 Jermaine Smith: 04/16/10, vs. Dallas
 1) 2 Jerod Johnson: 06/16/07, at Grand Rapids
 1) 2 Mark Word: 03/23/07, vs. New York
 1) 2 Lawrence Samuels: 04/15/06, at Austin
 1) 2 Lawrence Samuels: 05/22/05, at Columbus
 1) 2 Anthony Demetrius: 04/02/05, vs. Georgia
 1) 2 Omar Smith: 02/17/03, at Las Vegas (OT)
 1) 2 Sir Wasil: 05/18/01, at Detroit
 1) 2 Antoine Worthman: 07/01/00, vs. Orlando
 1) 2 Antoine Worthman: 06/24/00, at Grand Rapids
 1) 2 Antoine Worthman: 05/18/00, vs. New Jersey
 1) 2 Andre Bowden: 05/15/99, vs. Florida
 1) 2 Lawrence Samuels: 05/30/98, at New Jersey
 1) 2 Bo Wright: 3/27/04
 1) 2 Jeff Mayes: 06/08/91, at Columbus

EXTRA POINTS MADE

1) 10 Craig Camay: 4/27/13, at Spokane
 1) 10 Juan Bongarra: 6/29/12, vs. Philadelphia
 1) 10 Garrett Rivas: 6/25/10, vs. Bossier-Shreveport
 1) 10 Seth Marler: 6/14/2008, Tampa Bay at San Jose
 1) 10 Matt George: 5/22/2005, Tampa Bay at Columbus
 1) 10 Mike Black: 7/7/2

STORM RECORDS

FIVE TIME WORLD CHAMPIONS | '91 '93 '95 '96 '03

STORM ALL-TIME VS. AFL TEAM — OVERALL (REGULAR, POST)

Alabama Vipers – 2-0 (2-0, 0-0)

Date	H/A	TAM	ALA	W or L
7/27/10	H	53	29	W
6/11/10	A	61	55	W

Anaheim Piranhas – 4-2 (3-2, 1-0)

Date	H/A	TAM	ANA	W or L
7/12/97	H	68	43	W
8/9/1996*	H	30	16	W
6/15/96	A	34	28	W
6/24/95*	H	37	38	L
6/2/95*	A	69	55	W
8/6/94*	A	58	63	L

* Known as Las Vegas Sting
* Playoff game

Arizona Rattlers – 10-5 (8-4, 2-1)

Date	H/A	TAM	ARZ	W or L
5/1/10	H	62	61	W
4/13/08	H	62	63	L
5/18/07	H	59	50	W
3/13/05	H	59	56	W
6/22/03*	H	43	29	W
3/28/03	H	68	39	W
6/15/01	H	49	55	L
6/19/99	H	41	60	L
8/16/97*	A	46	49	L
5/4/97	A	42	30	W
8/16/96*	H	55	54	W
7/27/96	H	69	48	W
7/30/94	A	21	48	L
6/12/93	A	63	33	W
7/11/92	A	59	28	W

* Playoff game

Austin Wranglers – 6-2 (6-2, 0-0)

DATE	H/A	TAM	AUS	W or L
6/23/07	H	55	51	W
5/6/07	A	66	45	W
4/15/06	A	59	60	L
2/25/06	H	58	48	W
4/17/05	A	54	42	W
2/6/05	H	62	45	W
4/18/04	H	58	52	W
2/22/04	A	48	56	L

Bossier-Shreveport Battle Wings – 2-0 (2-0, 0-0)

Date	H/A	TAM	BSB	W or L
6/25/10	H	78	39	W
5/15/10	A	48	44	W

Carolina Cobras – 5-3 (5-3, 0-0)

Date	H/A	TAM	CAR	W or L
3/21/04	A	43	54	L
4/11/03	A	45	38	W
1/31/03	H	60	20	W
5/25/02	H	45	49	L
5/4/02	A	36	46	L
6/1/01	H	58	51	W
7/21/00	A	72	69	W
5/4/00	H	50	29	W

Charlotte Rage – 4-3 (4-3, 0-0)

Date	H/A	TAM	CHA	W or L
6/29/96	H	53	66	L
5/27/95	H	34	16	W
5/21/94	H	39	44	L
7/9/93	A	38	40	L
6/5/93	H	52	19	W
8/1/92	H	39	32	W
6/12/92	A	39	37	W

Chicago Bruisers – 3-2 (3-2, 0-0)

Date	H/A	TAM	CHI	W or L
7/22/89#	N	47	38	W
6/24/88#	H	47	54	L
6/20/88#	A	25	46	L
7/2/87#	H	49	14	W
6/26/87#	A	60	23	W

Tampa Bay Known as Pittsburg Gladiators

Chicago Rush – 2-4 (2-4, 0-0)

Date	H/A	TAM	CHI	W or L
6/22/13	H	49	50	L
3/10/12	A	48	70	L
7/2/10	H	68	60	W
5/5/08	H	46	51	L
4/11/04	A	36	51	L
5/10/02	H	66	53	W

Cincinnati Rockers – 2-0 (1-0, 1-0)

Date	H/A	TAM	CIN	W or L
7/3/93	H	61	51	W
8/8/1992*	H	41	36	W

* Playoff game

Cleveland Gladiators – 8-5 (7-5, 1-0)

Date	H/A	TAM	CLE	W or L
3/30/13	H	69	47	W
5/19/12	A	34	54	L
4/13/12	H	69	48	W
3/27/11	H	26	66	L
5/23/08	H	58	48	W
2/17/03*	A	55	61	L
6/14/02*	H	33	55	L
7/21/01+	H	44	41	W
5/18/00#	H	40	26	W
7/17/99#	H	55	31	W
8/14/1998#	H	49	23	W
5/30/98#	A	81	42	W
6/14/97#	H	28	44	L

^ Known as Las Vegas Gladiators
+ Known as New Jersey Gladiators
Known as New Jersey Red Dogs
* Playoff Game

Colorado Crush – 0-1 (0-1, 0-0)

Date	H/A	TAM	COL	W or L
4/20/03	H	45	49	L

Columbus Destroyers – 5-3 (5-2, 0-1)

Date	H/A	TAM	CLB	W or L
4/5/08	A	49	51	L
6/30/07*	H	55	56	L
4/29/07	H	34	32	W
5/6/06	A	48	51	L
5/22/05	A	78	53	W
4/25/04	A	46	36	W
3/03/03*	H	52	27	W
7/2/99*	A	59	14	W

^ Known as Buffalo Destroyers

Cleveland Thunderbolts – 5-0 (5-0, 0-0)

Date	H/A	TAM	CLE	W or L
6/11/94	A	40	33	W
7/30/93	A	50	13	W
5/15/93	H	50	14	W
6/20/92	H	35	24	W
6/8/91*	A	53	12	W

^ Known as Columbus Thunderbolts

Connecticut Coyotes – 2-0 (2-0, 0-0)

Date	H/A	TAM	CON	W or L
7/21/95	H	60	32	W
7/8/95	A	38	32	W

Dallas Desperados – 2-3 (2-3, 0-0)

Date	H/A	TAM	DAL	W or L
3/10/07	A	40	59	L
3/12/06	H	35	64	L
5/30/04	A	59	57	W
5/4/03	A	67	64	W
6/22/02	A	56	62	L

Dallas Texans – 3-0 (3-0, 0-0)

Date	H/A	TAM	DAL	W or L
6/27/92	A	49	37	W
6/22/91	H	56	48	W
6/16/90#	A	35	40	L

Tampa Bay Known as Pittsburg Gladiators

Dallas Vigilantes – 2-1 (2-1, 0-0)

Date	H/A	TAM	DAL	W or L
4/23/11	H	61	67	L
7/9/10	A	56	34	W
4/16/10	H	54	41	W

Denver Dynamite – 5-5 (3-4, 2-1)

Date	H/A	TAM	DEN	W or L
8/9/1991*	A	40	13	W
7/19/91	A	34	51	L
7/13/91	H	30	13	W
7/6/90#	A	29	38	L
6/29/90#	H	45	47	L
8/12/89*#	N	39	37	W
7/14/89#	H	28	18	W
8/1/1987*#	H	16	45	L
7/17/87#	H	31	32	L
7/11/87#	A	49	32	W

* Playoff Game

Tampa Bay Known as Pittsburg Gladiators

Detroit Drive – 5-9 (3-5, 2-4)

Date	H/A	TAM	DFT	W or L
8/20/94**	A	51	58	L
7/23/94*	H	51	50	W
8/21/93*	A	51	31	W
8/17/91*	A	48	42	W
7/8/91	A	38	29	W
8/6/90*	A	30	61	L
7/27/90	A	33	40	L
6/6/90	H	35	43	L
8/18/89*	A	26	39	L
7/28/89	N	34	61	L
7/22/88*	A	25	34	L
7/1/88	H	9	28	L
6/2/88	A	25	30	L
4/28/88	A	57	51	W

* Playoff Game

^ Known as Massachusetts Marauders

Detroit Fury – 4-0 (3-0, 1-0)

Date	H/A	TAM	DFT	W or L
5/31/2003*	H	52	48	W
3/2/03	H	62	60	W
7/13/02	A	49	47	W
5/18/01	A	41	14	W

* Playoff Game

Florida Bobcats – 16-1 (16-1, 0-0)

Date	H/A	TAM	FLA	W or L
6/25/01	A	67	55	W
4/14/01	H	63	41	W
6/3/00	H	77	26	W
4/22/00	A	30	31	L
6/25/99	A	57	35	W
5/15/99	H	43	12	W
7/12/98	H	59	18	W
5/23/98	A	44	29	W
7/26/97	H	48	22	W
5/10/97	H	38	19	W
7/6/96	A	39	36	W
6/8/96	H	55	47	W
6/10/95*	H	54	7	W
5/13/95*	A	58	43	W
6/25/94*	H	47	32	W
7/17/93*	H	65	46	W
5/31/93*	A	29	22	W

^ Known as Miami Hooters

+ Also known as Sacramento Attack - 1992

Ft. Worth Calvary – 2-0 (2-0, 0-0)

Date	H/A	TAM	FW	W or L
7/18/94	A	53	43	W
6/3/94	H	58	45	W

Georgia Force – 9-10 (9-9, 0-1)

Date	H/A	TAM	GEO	W or L
5/12/12	A	41	44	L
3/16/12	H	50	47	W
7/16/11	H	40	58	L
6/4/11	A	49	60	L
5/31/08	A	55	56	L
5/17/02	H	69	48	W
5/26/07	A	38	52	L
3/17/07	H	47	61	L
3/26/06	A	51	61	L
2/10/06	H	61	60	W
5/29/05*	A	46	62	L
5/8/05	A	40	52	L
4/2/05	H	48	38	W
3/2				

STORM ALL-TIME VS. AFL TEAM — OVERALL (REGULAR, POST)

Philadelphia Soul – 3-6 (3-6, 0-0)

Date	H/A	TAM	PHI	W or L
5/25/13	H	55	73	L
6/29/12	H	79	83	L
4/20/12	A	48	83	L
4/15/11	A	51	48	W
3/29/08	A	51	59	L
6/9/07	H	69	59	W
1/29/06	A	34	52	L
3/20/05	A	63	69	L
2/29/04	H	40	37	W

Pittsburgh Power – 3-1 (3-1, 0-0)

Date	H/A	TAM	PIT	W or L
7/20/13	H	37	48	L
5/18/13	A	62	34	W
7/7/12	A	65	61	W
6/11/11	H	62	55	W

Portland Thunder – 0-0 (0-0, 0-0)

Never met

San Antonio Force – 0-0 (0-0, 0-0)

Never played – now defunct

San Antonio Talons – 1-5 (0-5, 1-0)

Date	H/A	TAM	TUL	W or L
7/13/13	A	42	68	L
4/12/13	H	36	52	L
6/23/12	H	56	77	L
7/9/11 ^A	A	33	70	L
8/7/10 ^{A*}	A	68	38	W
4/3/10 ^A	A	58	69	L

^A Known as Tulsa Talons

San Jose SaberCats – 7-9 (6-7, 1-2)

Date	H/A	TAM	SJS	W or L
5/11/13	A	34	64	L
7/23/11	H	57	44	W
6/14/08	A	73	70	L
3/31/07	A	49	69	L
4/7/06	H	43	52	L
1/30/05	H	63	33	W
6/4/04 [*]	A	52	56	L
4/4/04	H	55	62	L
5/11/03	H	34	47	L
8/3/02 [*]	A	48	55	L
4/27/02	H	54	61	L
7/24/99	A	52	48	W
8/8/98 [*]	H	65	46	W
5/1/98	A	45	23	W
8/2/97	A	58	34	W
6/1/96	H	36	22	W

^{*} Playoff Game

Spokane Shock – 2-3 (2-2, 0-1)

Date	H/A	TAM	SPK	W or L
7/6/13	H	49	63	L
4/27/13	A	70	62	W
7/21/12	A	53	63	L
5/20/11	A	51	42	W
8/20/10 [*]	A	57	69	L

St. Louis Stampede - 1-0 (1-0, 0-0)

Date	H/A	TAM	STL	W or L
4/26/96	A	57	38	W

Toronto Phantoms – 3-3 (3-3, 0-0)

Date	H/A	TAM	TOR	W or L
4/20/02 ^A	H	337	51	L
5/12/01 ^A	H	70	33	L
4/15/00 ⁺	H	26	41	L
8/2/99 ⁺	H	54	20	W
6/6/98 [#]	H	65	33	W
6/21/97 [#]	H	27	9	W

^A Known as Toronto Phantoms

⁺ Known as New England Sea Wolves

[#] Known as New York CityHawks

Utah Blaze – 2-1 (2-1, 0-0)

Date	H/A	TAM	UTA	W or L
3/17/11	A	36	72	L
6/19/10	A	65	40	W
4/1/06	H	56	41	W

Washington Commandos – 4-1 (4-1, 0-0)

Date	H/A	TAM	WAS	W or L
7/21/90 [#]	A	30	23	W
6/22/90 [#]	H	55	32	W
8/5/89 [#]	A	50	30	W
7/23/87 [#]	A	31	52	L
6/19/87 [#]	H	48	46	W

^A Known as Maryland Commandos

[#] Tampa Bay Known as Pittsburgh Gladiators

OVERALL REGULAR PLAYOFF

237-153 214-136 23-17

REGULAR SEASON PLAYOFF

Home Away Neutral Home Away Neutral
117-58 94-77 3-1 14-5 8-12 1-0

ALL-IRON TEAM

1998 Les Barley
1999 Andre Bowden
2000 Andre Bowden
2003 BJ Cohen
2003 Lawrence Samuels
2004 T.T. Toliver
2007 Lawrence Samuels
2008 Torrance Marshall
2008 Lawrence Samuels

ALL-AFL FIRST TEAM

1987 WR/DB Russell Hairston
1987 OL/DL Craig Walls
1988 OL/DL Craig Walls
1989 QB Willie Totten
1989 WR/DB Alvin Williams
1990 WR/DB Thomas Monroe
1991 FB/LB Lynn Bradford
1992 QB Jay Gruden
1992 OS/KR Stevie Thomas
1993 FB/LB Andre Bowden
1993 OL/DL Deatrich Wise
1995 QB Jay Gruden
1995 OL/DL Kent Wells
1996 OL/DL Kent Wells
1997 OL/DL Willie Wyatt
1997 DS Tracey Perkins
1998 OL/DL Willie Wyatt
1999 DS Johnnie Harris
1999 FB/LB Andre Bowden
2001 FB/LB Tommy Henry
2001 K Mike Black
2010 DL Tim McGill
2011 MLB Cliff Dukes
2011 DL Tim McGill
2013 WR Joe Hills

ALL-AFL SECOND TEAM

1987 WR/DB Mike Stoops
1990 WR/DB Julius Dawkins
1990 OL/DL Keith Browner
1991 OL/DL Tom Gizzi
1995 FB/LB Cedric McKinnon
1995 OL/DL Sylvester Bembery
1995 OL/DL Willie Wyatt
1995 DS Corey Dowden
1996 WR/LB Stevie Thomas
1996 OL/DL Sylvester Bembery
1996 DS Tracey Perkins
1998 QB Peter Tom Willis
1998 FB/LB Les Barley
1999 WR/LB Melvin Cunningham
1999 OL/DL Willie Wyatt
2000 DS Tommy Henry
2001 OL/DL Rod Williams
2001 OS James Bowden
2003 WR/LB Lawrence Samuels
2003 OL/DL BJ Cohen
2003 DS Omarr Smith
2004 WR/LB Lawrence Samuels
2004 OL/DL Nyle Wiren
2005 WR/LB Lawrence Samuels
2006 WR/LB Lawrence Samuels
2007 JLB Lawrence Samuels
2008 DL Tim McGill
2010 QB Brett Dietz
2010 OL Tom Kaleita
2010 DL Jermaine Smith
2010 MLB Cliff Dukes
2012 OL George Bussey

ALL-AFL FIRST TEAM

1987 WR/DB Russell Hairston

ALL-NATIONAL CONFERENCE (1993 ONLY)

FB/LB Andre Bowden
OL/DL Keith Browner
OL/DL Deatrich Wise
DS Corey Dowden

ALL-SOUTHERN DIVISION (1992 ONLY)

QB Jay Gruden
WR/DB Anthony Howard
OL/DL Keith Browner
OL/DL Ralph Jarvis
OS Steve Thomas

TENTH ANNIVERSARY TEAM

QB Jay Gruden
OS George LaFrance
OL/DL Sylvester Bembery

ALL-ARENABOWL TEAM

QB Jay Gruden
OS George LaFrance
OL/DL Sylvester Bembery
OL/DL Flint Fleming
WR/DB Gary Mullen
K Jorge Cimadevilla

AFL HALL OF FAME

1998 Tim Marcum
1998 Gary Mullen
1998 Craig Walls^{*}

1999 Jay Gruden
2000 Joe March
2011 George LaFrance
2011 Sylvester Bembery
2011 Stevie Thomas
2013 Lawrence Samuels
^{*}-Pittsburgh Gladiators

ALL-STAR GAME MVP

1993 Jay Gruden

ALL-STAR GAME IRONMAN

1993 Keith Browner

RETIRED NUMBERS

7 Jay Gruden 1998
22 Lawrence Samuels 2012
24 Tracey Perkins 2000
25 George LaFrance 2005
76 Al Lucas 2005
78 Sylvester Bembery 2002

AFL MVP OF THE WEEK

1991 Week 6 Jay Gruden
1992 Week 4 Jay Gruden
1992 Week 6 Stevie Thomas
1992 Week 7 Jay Gruden
1993 Week 9 Jay Gruden
1995 Week 4 Jay Gruden
1996 Week 6 George LaFrance
1996 Week 7 Jay Gruden
1996 Week 14 Jay Gruden
1998 Week 3 George LaFrance
1998 Week 8 Peter Tom Willis
2001 Week 8 James Bowden
2005 Week 1 Shane Stafford
2005 Week 6 Shane Stafford
2006 Week 5 Shane Stafford
2007 Week 14 Brett Dietz
2010 Week 13 Hank Edwards
2010 Week 14 Brett Dietz
2011 Week 7 Huey Whittaker
2013 Week 6 Joe Hills

AFL IRONMAN OF THE WEEK

1991 Week 2 Lynn Bradford
1991 Week 4 Brad Calip
1991 Week 10 Darren Willis
1993 Week 1 Andre Bowden
1993 Week 3 Andre Bowden
1993 Week 10 Andre Bowden
1995 Week 4 Stevie Thomas
1997 Week 11 Andre Bowden
1998 Week 1 Andre Bowden
1998 Week 5 Lawrence Samuels
1998 Week 7 Lynn Rowland
1998 Week 10 Les Barley
2000 Week 8 Andre Bowden
2000 Week 10 Lawrence Samuels
2002 Week 4 Lawrence Samuels
2002 Playoff Wk1 Lawrence Samuel s
2003 Week 10 Andre Bowden
2003 Week 13 BJ Cohen
2003 Week 14 Lawrence Samuels
2007 Week 12 Lawrence Samuels
2007 Week 16 Torrance Marshall
2008 Week 9 Lawrence Samuels
2008 Week 12 Lawrence Samuels
2008 Week 17 Lawrence Samuels
2010 Week 17 Eric Ortiz
2010 Week 18 Sedrick Robinson
2011 Week 1 Huey Whittaker
2012 Week 4 Victor Williams

AFL DEFENSIVE PLAYER OF THE WEEK

2002 Week 14 John Williams
2003 Week 1 Corey Sawyer
2003 Week 7 Al Lucas
2005 Week 2 Jonathan Ordway
2007 Week 17 Jeroid Johnson
2008 Week 11 Traco Rachal
2008 Week 15 Traco Rachal
2010 Week 9 Daryon Brutley
2010 Week 11 Erick McIntosh
2010 Week 19 Tim McGill
2011 Week 1 Cliff Dukes
2011 Week 11 Cliff Dukes
2011 Week 15 Jarriett Buie
2012 Week 12 Pernel Phillips

AFL IRONMAN OF THE MONTH

2008 April Torrance Marshall
2008 June Lawrence Samuels

AFL KICKER OF THE MONTH

2002 May Mike Black
2007 May Seth Marler
2007 June Seth Marler

AFL ROOKIE OF THE MONTH

2007 May Brett Dietz
2007 June Brett Dietz

NOTES

Defensive Player of the Week award began in 2001
Defensive Player of the Year award began in 1996
No second Team All-Arena in 1992 or 1993
(All-Division in '92, All-Conference in '93)
Lineman of the Year began in 1996
Rookie of the Year started in 1997
All-Ironman Team began in 1998
AFL MVP of the Year changed to Offensive Player of the year in 1996
AFL MVP of the Week changed to Offensive Player of the Week in 1996

STORM AFL AWARD WINNERS

ARENABOWL

ArenaBowl V (1991)
ArenaBowl VII (1993)
ArenaBowl IX (1995)
ArenaBowl X (1996)
ArenaBowl XVII (2003)

MOST VALUABLE PLAYER

1987 Russell Hairston
1992 Jay Gruden

IRONMAN OF THE YEAR

1990 Thomas Monroe

SUPPORT STAFF OF THE YEAR

2012

COMMISSIONER'S AWARD

1993 Owner - Bob Gries

FOUNDER'S AWARD

2001 Tim Marcum

COACH OF THE YEAR

1991 Fran Curci
1998 Tim Marcum

DEFENSIVE PLAYER OF THE YEAR

1997 Tracie Perkins
1998 Johnnie Harris

DEFENSIVE LINEMAN OF THE YEAR

2011 Cliff Dukes

LINEMAN OF THE YEAR

1996 Kent Wells

ROOKIE OF THE YEAR

1999 Charles Wilson
2007 Brett Dietz (Co-rookie)

ARENABOWL MVP

1991 Stevie Thomas
1993 Jay Gruden
1995 George LaFrance
1996 Stevie Thomas
2003 Lawrence Samuels

ARENABOWL IRONMAN

1991 Darren Willis
1993 Keith Browner
2003 Lawrence Samuels

ALL-ROOKIE TEAM

1999 Charles Wilson
1999 Tommy Henry
1999 Matt Huerkamp
2003 Al Lucas
2007 Brett Dietz

STORM ALL-TIME POINTS SCORED

FEWEST POINTS BY STORM (33 or fewer points) (8-35) (43)

9 ^A	Detroit	(L)	7/01/88
13	at Orlando	(L)	4/22/06
16 ^A	Denver	(L)	8/01/87*
17	Orlando	(L)	5/17/97
19	Orlando	(L)	8/07/99*
21	at Nashville	(L)	4/24/05
21	at Arizona	(L)	7/30/94
21	at Orlando	(L) OT	8/15/92*
24	at Los Angeles	(L)	5/17/02
25 ^A	at Detroit	(L)	7/22/88*
25 ^A	at Chicago	(L)	6/20/88
25 ^A	at Detroit	(L)	6/02/88
26	Cleveland	(L)	3/27/11
26	New England	(L)	4/15/00
26	at Orlando	(L)	7/27/91
26 ^A	at Detroit	(L)	8/18/89*
27	Orlando	(L)	3/02/07
27	New York	(W)	6/21/97
27	at New Orleans	(W)	6/15/91
27 ^A	Albany	(W)	7/14/90
28	New Jersey	(L)	6/14/97
28 ^A	Denver	(W)	7/14/89
29	at Miami	(W)	5/28/93
29 ^A	at Denver	(L)	7/06/90
30	Jacksonville	(L)	4/01/11
30	at Florida	(L)	4/22/00
30	at Orlando	(L)	6/27/97
30	Anaheim	(W)	8/09/96*
30	Denver	(W)	7/13/91
30 ^A	at Detroit	(L)	8/06/90*
30 ^A	at Washington	(W) OT	7/21/90
31	Orlando	(L)	8/23/98*
31	Indiana	(L)	8/05/01*
31	at Albany	(L)	6/07/97
31 ^A	at Washington	(L)	7/23/87
31 ^A	Denver	(L)	7/17/87
32 ^A	at Los Angeles	(L)	5/21/88
33	at Tulsa	(L)	7/09/11
33	New Orleans	(L)	7/01/11
33	at Milwaukee	(L)	4/30/11
33	New Jersey	(L)	6/15/02
33	Orlando	(L)	7/02/92
33 ^A	at Detroit	(L)	7/27/90

The team has been held to 33 point or less 43 times (Pit-15, Tam 28) with an overall record of 8-35 in those games. The team has been held under 30 points 24 times (Pit-9, Tam-15) with an overall record of 5-19 in those games.

MOST POINTS BY STORM (60 or more points) (82-12)(94)

82 ^A	New England	(W)	5/07/88
81	at New Jersey	(W)	5/30/98
79	Philadelphia	(L)	6/26/12
78	New Orleans	(W) OT	7/14/12
78	Bossier-Shreveport	(W)	6/25/10
77	at Columbus	(W)	5/22/05
77	at Utah	(W)	4/6/13
77	Florida	(W)	6/04/00
74	at Grand Rapids	(W)	6/24/00
72	Los Angeles	(W)	6/21/08
72	Milwaukee	(W)	7/29/00*
72	at Carolina	(W)	7/21/00
71	Iowa	(W)	7/25/98
71	Orlando	(W)	6/07/08
71	Jacksonville	(W)	3/30/12
70	at Spokane	(L)	4/27/13
70	at San Jose	(L)	6/14/08

70	Grand Rapids	(W)	3/06/05
70	Houston	(W)	7/01/01
70	Toronto	(W)	5/12/01
69	Cleveland	(W)	3/30/13
69	Cleveland	(W)	4/13/12
69	Georgia	(W)	3/07/08
69	Philadelphia	(W)	6/09/07
69	at Grand Rapids	(W)	6/16/07
69	at Kansas City	(W)	3/05/06
69	Arizona	(W)	7/27/96
69	at Las Vegas	(W)	6/02/95
69	Milwaukee	(W)	7/09/94
69	at Tulsa	(W)	8/07/10*
68	Chicago	(W)	7/02/10
68	Arizona	(W)	3/28/03
68	Anaheim	(W)	7/12/97
68	Memphis	(W)	7/01/95
67	at Dallas	(W)	5/04/03
67	Georgia	(W) OT	7/20/02
67	at Florida	(W)	6/25/01
66	New Orleans	(W)	4/07/07
66	at Austin	(W)	5/06/07
66	at Los Angeles	(W)	7/27/02*
66	Chicago	(W)	5/10/02
66	at Grand Rapids	(W)	5/27/01
66	at Milwaukee	(W)	5/04/01
65	at Iowa	(W)	6/1/13
65	at Pittsburgh	(W)	7/7/12
65	at Utah	(W)	6/19/10
65	San Jose	(W)	8/08/98*
65	Albany	(W) OT	7/12/96
65	Miami	(W)	7/17/93
65	New York	(W)	6/06/98
64	Orlando	(L)	2/19/06
64	New Orleans	(W)	6/06/92
63	New Orleans	(W)	5/4/13
63	Milwaukee	(W)	5/23/12
63	Kansas City	(W)	4/30/12
63	Orlando	(W)	8/14/10*
63	at Philadelphia	(L)	3/20/05
63	San Jose	(W)	1/30/05
63	Los Angeles	(W)	5/09/04
63	at Orlando	(W)	5/02/04
63	Florida	(W)	4/14/01
63	at Orlando	(W)	6/12/99
63	Albany	(W)	6/20/98
63	Orlando	(W)	5/18/96
63	at Arizona	(W)	6/12/93
62	at Jacksonville	(L)	8/3/13
62	at Pittsburgh	(W)	5/18/13
62	Pittsburgh	(W)	6/11/11
62	at Orlando	(W)	5/28/10
62	Arizona	(W)	5/01/10
62	at Milwaukee	(L)	4/25/10
62	Arizona	(L)	4/13/08
62	Austin	(W)	2/06/05
62	Georgia	(L)	2/13/04
62	Detroit	(W)	3/02/03
62	at Houston	(W)	7/02/98
62	Texas	(W)	5/11/96
62	Albany	(W)	7/18/92
62	New Orleans	(W)	8/02/91
61	at Jacksonville	(L)	6/2/12
61	at Orlando	(L)	5/06/11
61	Dallas	(L)	4/23/11
61	at Alabama	(W)	6/11/10
61	at New Orleans	(W)	6/02/07
61	Georgia	(W)	2/10/06
61	New York	(W)	5/15/05
61	Cincinnati	(W)	7/02/93

61 ^A	Los Angeles	(W)	5/16/88
60	Orlando	(L)	7/31/10
60	New York	(W)	3/18/06
60	Orlando	(W)	6/07/03*
60	Carolina	(W)	1/31/03
60	Connecticut	(W)	7/21/95
60 ^A	at Chicago	(W)	6/26/87

The team has scored 60 or more points 94 (Pit-3, Tam-91) times and is 82-12 in those games. The team has scored 60 or more points against Orlando (10 times), Arizona (5), Georgia (4), Grand Rapids (4), Los Angeles (4), Milwaukee (5) and New Orleans (6). A total of 51 different teams have allowed 60 or more points against the franchise.

Additionally, 60 or more points have been scored on the road 34 times with an overall record of 28-6 and 60 times at home with an overall record of 54-6. The 60 point barrier has been reached seven times in the playoffs with a record of 6-1 and 79 times in the regular season with an overall record of 76-11. The franchise reached the 60 point threshold three times as the Pittsburgh Gladiators with a 3-0 record and 91 times as the Tampa Bay Storm with a record of 79-12.

FEWEST POINTS BY OPPONENTS (28 or fewer points) (32-1)(3)

7	Miami	(W)	6/10/95
9	New York	(W)	6/27/97
12	Florida	(W)	5/15/99
12	at Memphis	(W)	6/22/96
12	at Columbus	(W)	6/08/91
13	Denver	(W)	7/13/91
13	Denver	(W)	8/10/91*
13	at Cleveland	(W)	7/30/93
14	at Detroit	(W)	5/18/01
14	at Buffalo	(W)	7/02/99
14	Cleveland	(W)	5/15/93
14 ^A	Chicago	(W)	7/02/87
14	at New Orleans	(W)	7/25/92
16	at Orlando	(W)	7/27/91
16	Anaheim	(W)	8/09/96*
16	Charlotte	(W)	5/27/95
16	at Minnesota	(W)	5/24/96
17	at New Orleans	(W)	6/15/91
18	Florida	(W)	7/12/98
18 ^A	Denver	(W)	7/14/89
19	Florida	(W)	5/10/97
19	Charlotte	(W)	6/05/93
19	New Orleans	(W)	8/02/91
20	Orlando	(W)	7/29/95
20	Carolina	(W)	1/31/03
20	at Indiana	(W)	3/23/03
20	at New England	(W)	8/02/99
23 ^A	at Chicago	(W)	6/26/87
23 ^A	at Washington	(W) OT	7/21/90
24 ^A	Albany	(W)	7/14/90
26 ^A	New England	(W)	5/07/88
28 ^A	at New York	(W)	7/11/88
28 ^A	Detroit	(L)	7/01/88

Opponents have scored 28 or fewer points 33 times (Pit-8, Tam-25) with an overall record of 1-32.

MOST POINTS BY OPPONENTS (60 or more points) (17-59) (76)

83	Philadelphia	(L)	6/29/12
83	at Philadelphia	(L)	4/20/12
77	New Orleans	(W) OT	7/14/12
77	San Antonio	(L)	6/23/12
76	at New Orleans	(L)	3/16/08
75	Orlando	(L)	7/31/10
73	Philadelphia	(L)	5/25/13
73	at San Jose	(L)	6/14/08
72	at Utah	(L)	3/17/11
72	at Milwaukee	(L)	4/25/10
71	at Jacksonville	(L)	6/2/12
71	at Albany	(L)	5/28/94
70	at Chicago	(L)	3/10/12
70	at Tulsa	(L)	7/09/11
70	Georgia	(L)	2/13/04
69	at Jacksonville	(L)	8/3/13
69	Jacksonville	(W)	3/30/12
69	at Spokane	(L)	8/20/10*
69	at Tulsa	(L)	4/03/10
69	at San Jose	(L)	3/31/07
69	at Philadelphia	(L)	3/20/05
69	at Carolina	(W)	7/21/00
68	at San Antonio	(L)	7/13/13
68	Indiana	(L)	8/05/01*
67	Dallas	(L)	4/23/11
67	Orlando	(L) OT	2/19/06
67	at Albany	(L)	4/29/00
66	at New Orleans	(L)	4/6/12
66	at Jacksonville	(L)	6/25/11
66	Cleveland	(L)	3/27/11
66	New York	(L)	4/18/08
66	at Nashville	(L)	5/13/06
66	Charlotte	(L)	6/29/96
66 ^A	at Los Angeles	(L)	5/21/88
65	at Utah	(W)	4/6/13
64	at San Jose	(L)	5/10/13
64	at Orlando	(L)	6/15/12
64	New Orleans	(L)	7/01/11
64	Dallas	(L)	3/12/06
64	at Dallas	(W)	5/04/03
64	Milwaukee	(W)	7/29/00*
63	Spokane	(L)	7/6/13
63	at Spokane	(L)	7/21/12
63	at Orlando	(L)	5/06/11
63	Arizona	(L)	4/13/08
63	at Las Vegas	(L)	8/06/94
62	at Iowa	(W)	6/1/13
62	at Spokane	(W)	4/27/13
62	Orlando	(W)	7/31/10*
62	at Georgia	(L)	5/28/05
62	San Jose	(L)	4/04/04
62	at Dallas	(L) OT	6/22/02
62	Orlando	(L)	8/23/98*
62	Milwaukee	(L)	7/08/00
61	at Pittsburgh	(W)	7/7/12
61	Arizona	(W)	5/01/10
61	Orlando	(W)	6/07/08
61	at Orlando	(L)	4/14/07
61	Georgia	(L)	3/17/07
61	at Georgia	(L)	3/26/06
61	at Orlando	(L)	2/11/05
61	at Grand Rapids	(L)	2/23/03
61	at Las Vegas	(L)	2/17/03
61	Georgia	(W) OT	7/20/02
61	San Jose	(L)	4/27/02
61	Iowa	(L)	7/19/97
61	at Orlando	(L)	7/01/94
61 ^A	at Detroit	(L)	8/06/90*
61 ^A	vs. Detroit (Neutral site)	(L)	7/28/89
60	at Georgia	(L)	6/04/11

60	Chicago	(W)	7/02/10
60	at Austin	(L)	4/15/06
60	Georgia	(W)	2/10/06
60	Detroit	(W)	3/02/03
60	Arizona	(L)	6/19/99
60	New Orleans	(W)	6/06/92

Opponents have scored 60 or more points 76 times (Pit-3, Tam 73) with a record of 59-17 in those games. Opponents reached 60 points or more six times (Pit-1, Tam-6) in playoff games with a record of 5-2 and 69 times (Pit-2, Tam 67) in the regular season with a record of 54-15.

*Denotes playoff game

LARGEST VICTORY AT HOME: 56 – May 7, 1988 vs. New England (82-26)

LARGEST LOSS AT HOME: 40 – March 27, 2011 vs. Cleveland (26-66)

LARGEST VICTORY ON ROAD: 45 – July 2, 1999 at Buffalo (59-14)

LARGEST LOSS ON ROAD: 39 – April 22, 2006 at Orlando (13-52)

HIGHEST COMBINED SCORE (120 Points or More) (41)

162	Philadelphia	L	6/29/12
155	New Orleans	W	7/14/12
145	Jacksonville	W	3/30/12
142	at Utah	W	4/6/13
143	at San Jose	L	6/14/08
141	at Carolina	W	7/21/00
136	Milwaukee	W	7/29/00*
135	Orlando	L	7/31/10
133	at Milwaukee	L	4/25/10
133	San Antonio	L	6/23/12
132	at Spokane	W	4/27/13
132	Georgia	L	2/13/04
132	Orlando	W	6/7/08
132	at Jacksonville	L	6/2/12
131	at Jacksonville	L	8/3/13
131	at Dallas	W	5/4/03
131	at Columbus	W	5/22/05
131	at Philadelphia	L	4/20/12
129	at Philadelphia	L	3/20/05
128	vs. Philadelphia	L	5/25/13
128	at Grand Rapids	W	6/24/00
128	Georgia	W	7/20/02
128	at Kansas City	W	3/5/06
128	Philadelphia	W	6/9/07
128	Chicago	W	7/2/10
128	Dallas	L	4/23/11
127	at Iowa	W	6/1/13
127	at Tulsa	L	4/3/10
126	at Spokane	L	8/20/10
126	at Pittsburgh	W	7/7/12
125	Arizona	L	4/13/08
125	Orlando	W	8/14/10*
124	New Orleans	W	6/6/92
124	at Las Vegas	W	6/2/95
123	at New Jersey	W	5/30/98
123	Arizona	W	5/1/10
122	Florida	W	6/25/01
122	Detroit	W	3/2/03
121	at Orlando	W	5/2/04

STORM SITUATIONAL RECORD

SITUATION	ALL-TIME	2013	SITUATION	ALL-TIME	2013
Leading After 1st Q	208-36	4-1	Tampa Bay 70+ points	17-2	2-0
Trailing after 1st Q	59-71	1-6	Opponent 70+ points	1-14	0-1
Tied after 1st Q	29-23	1-4	Tampa Bay 60+ points	80-11	6-0
Leading after 2nd Q	175-23	5-2	Opponent 60+ points	15-58	1-5
Trailing after 2nd Q	27-96	1-6	Tampa Bay 50+ points	137-34	7-3
Tied after 2nd Q	13-12	0-3	Opponent 50+ points	56-91	1-10
Leading after 3rd Q	176-17	5-1	Tampa Bay 40+ points	185-74	7-8
Trailing after 3rd Q	30-103	1-8	Opponent 40+ points	177-86	4-11
Tied after 3rd Q	8-10	0-2	Games decided by 17+ points	84-41	4-3
Tampa Bay Scores 1st	131-52	4-5	Games decided by 3 pts or less	32-22	1-2
Opponent Scores 1st	86-78	2-6	TB holds opp under 20 pts	23-0	0-0
Tampa Bay more tot. yds	143-70	3-5	TB held under 40 pts	26-50	0-2
Opponent more tot. yds.	72-61	2-6	TB held to 30 pts or less	9-14	0-0
Tampa Bay more passing yds.	135-80	2-5	Home	117-58	2-7
Opponent more passing yds.	80-56	4-6	Away	94-77	5-4
Tampa Bay more rushing yds.	134-41	3-5	Neutral	3-1	0-0
Opponent more rushing yds.	78-88	2-6	Overtime	7-7	0-0
Tampa Bay more turnovers	39-96	1-5	Thursday	3-4	0-0
Opponent more turnovers	163-20	5-2	Friday	56-30	0-2
Tampa Bay 300 yd. passer	35-40	2-3	Saturday	116-70	7-8
Opponent 300 yd. passer	30-21	0-2	Sunday	34-25	0-0
Tampa Bay 30 yd. rusher	40-12	3-3	Monday	6-3	0-0
Opponent 30 yd. rusher	17-20	2-1	January	2-1	0-0
Tampa Bay 100 yd. rec.	121-88	2-10	February	7-7	0-0
Opponent 100 yd. rec.	94-82	5-8	March	16-18	1-1
Tampa Bay 200 yd. rec.	2-3	1-0	April	25-25	3-1
Opponent 200 yd. rec.	3-4	0-0	May	52-25	2-3
Tampa Bay two 30 yd rushers	4-1	0-0	June	51-30	1-2
Opponent two 30 yd rushers	10-14	0-0	July	51-29	0-4
Tampa Bay two 100 yd rec.	108-65	1-4	August	9-1	0-0
Opponent two 100 yd rec.	77-57	0-2	September	0-0	0-0
Tampa Bay 300+ pass yds.	35-29	2-3	CBS Sports Network Games	2-2	2-2
Opponent 300+ pass yds.	31-30	0-1	NFL Network Games	8-6	0-0
Tampa Bay 50+ rush yds	26-3	2-1	BHSN Games (since 2007)	18-13	0-0
Opponent 50+ rush yds	15-16	2-1			

COLLEGES REPRESENTED

A	Florida A&M	8	Mississippi Valley State	2	Texas A&M-Kingsville	8	
	Akron	1	Missouri	3	Texas Christian	1	
	Alabama	6	Florida State	17	Texas Southern	2	
	Alabama State	2	Fresno State	1	Texas Tech	6	
	Alabama-Birmingham	2	G		Texas-El Paso	1	
	Albany State (GA)	3	Garden City JC (KC)	1	Toledo	2	
	Albany State (NY)	2	Georgia	2	Troy	3	
	Albion (MI)	1	Georgia Southern	1	Tulane	6	
	American International	1	Georgia State	1	Tulsa	2	
	Angelo State (TX)	1	Georgia Tech	2	Tuskegee	1	
	Appalachian State	1	Grambling	1	U		
	Arizona	2	Grand Valley State (MI)	1	UCLA	1	
	Arizona State	1	H		Utah	1	
	Arkansas	2	Hanover (IN)	1	Utah State	2	
	Arkansas-Pine Bluff	1	Hawaii	1	V		
	Arkansas State	1	Humboldt State (CA)	1	Valdosta State	1	
	Auburn	6	I		Vanderbilt	1	
B			Idaho	1	Villanova	1	
Baker (KS)	1	Illinois	6	Northern Illinois	2	Virginia	2
Ball State	1	Illinois State	3	Northern Michigan	2	Virginia State	2
Belhaven	2	Indiana	1	North Carolina	1	Virginia Union	2
Bethune-Cookman	4	Indiana State	1	North Carolina A&T	3	Virginia-Wise	1
Boise State	2	Iowa	3	North Carolina State	3	W	
Boston College	3	Iowa State	2	North Dakota State	1	Wake Forest	2
Bowling Green	1	J		North Texas	1	Washington	1
Brigham Young	1	Jackson State	4	Northern Arizona	1	Washington State	1
C		Jacksonville State	1	Northern Illinois	2	Wayne State	1
Cal-Fullerton	1	James Madison	1	Northern Iowa	2	Webber International (FL)	2
Cal-Poly SCL	1	Joliet JC (IL)	1	Northwest Mississippi	1	Weber State	2
Cal-Pomona	1	K		Notre Dame	1	West Virginia	10
California	1	Kansas	1	O		West Virginia State	1
California (PA)	1	Kansas State	2	Occidental	1	Western Illinois	4
Carson-Newman	1	Kentucky	2	Ohio State	1	Western Kentucky	3
Catawba	1	Kentucky State	2	Oklahoma	3	Western Michigan	2
Catholic University (DC)	1	Kentucky Wesleyan	1	Oklahoma State	3	William & Mary	2
Central Florida	6	Kutztown State (PA)	1	Oregon	2	Winston-Salem State (NC)	2
Central Florida CC	1	L		Oregon State	2	Wyoming	1
Central Missouri State	1	Lafayette	1	P		Y	
Central Oklahoma State	1	Lamar (TX)	1	Pacific	1	Youngstown State	1
Central State (OH)	2	Langston (OK)	1	Penn State	2		
Central Washington	1	Liberty	1	Pennsylvania	1		
Chapman College (CA)	1	Livingston (AL)	2	Pikeville	1		
Citadel	1	Louisiana-Lafayette	1	Pittsburgh	5		
Clemson	4	Louisiana State	5	Pittsburgh State (KS)	1		
Colgate	1	Louisiana Tech	2	Portland State	1		
Colorado	1	Louisiana-Monroe	4	Prairie View A&M	4		
Connecticut	1	Louisville	1	Purdue	2		
Cornell	1	Lycoming College (PA)	4	R			
Culver-Stockton (MO)	1	M		Rutgers	2		
D		Maine	1	S			
Delaware State	1	Marshall	4	Salem (VA)	1		
Delta State	1	Maryland	4	San Jose State	2		
E		Massachusetts	3	Saskatchewan	1		
East Carolina	1	McNeese State	1	Shepherd (WV)	1		
East Central Oklahoma	1	Memphis	4	South Carolina State	3		
East Tennessee State	1	Memphis State	1	South Dakota	1		
East Texas State	1	Miami (FL)	6	South Florida	14		
Eastern Illinois	1	Michigan	4	Southern	1		
Eastern Michigan	5	Michigan State	4	Southern California	2		
Eastern New Mexico	1	Middle Tennessee State	5	Southern Illinois	1		
Edinboro State (PA)	1	Millikin (IL)	1	Southern Methodist	1		
F		Minnesota	3	Southern Mississipi	2		
Fayetteville State (NC)	1	Mississippi	3	Stephen F. Austin	1		
Ferris State (MI)	1	Mississippi State	5	Syracuse	3		
Florida	14			T			
Florida Atlantic	3			Temple	3		
				Tennessee	4		
				Tennessee State	2		
				Tennessee Tech	1		
				Tennessee-Chattanooga	2		
				Texas	1		
				Texas A&M	5		
				Texas A&M-Commerce	1		

*209 different schools represented

TOP SCHOOLS

Florida State	17
Florida	14
South Florida	13
West Virginia	10
Florida A&M	8
Texas A&M-Kingsville	8
Alabama	6
Auburn	6
Central Florida	6
Illinois	6
Miami (FL)	6
Texas Tech	6
Tulane	6
Eastern Michigan	5
Louisiana State	5
Mississippi State	5
Pittsburgh	5
Texas A&M	5
Texas Tech	6

ALL-TIME ROSTER

Name	Position	College	Seasons	Uniform #	Games
A					
Abrew, Alli	QB	Cal-Poly SOL	2000	10	1
Abdul-Salaam, Kusanti	WR/DB	UCLA	2002	4	4
Adams, Earnest	OL/DL	Illinois	1987-88	85	18
Adams, Ron	QB	Eastern Michigan	1998-99	10	12
Agee, Mel	OL/DL	Illinois	1999-02	75	37
Akah, Emmanuel	OL	Winston-Salem State (NC)	2008-11	77	45
Akinniyi, David	LB/DL	North Carolina State	2012	56	3
Allen, Carl	WR/DB	Southern Miss	1988	xx	13
Anderson, Aric	FB/LB	Millikin (IL)	1988-89	33, 45	14
Anderson, Markihe	DB	Florida	2011	9	15
Arnold, Jahine	OS	Fresno State	2002	8	4
Ashley, Alvin	WR/DB	Southwestern Minnesota State	2002-03	6	14
B					
Bankhead, Todd	QB	Massachusetts	2002	8	0
Barley, Les	FB/LB	Winston-Salem State (NC)	1993-94, 1997-99	46,42,32	64
Barksdale, Rashad	DB	Albany State (NY)	2013	19	13
Barretta, Larry	QB	Lycoming College (PA)	1989-90	2,3,5	11
Bass, Jamar	OL	South Florida	2012	77	3
Bazile, Wilky	OL/DL	Syracuse	1997-98	99	1
Beamon, Rodney	LB	Tennessee Chattanooga	2013	56	17
Bear, James "Dusty"	FB/LB	Western Kentucky	2010	53	8
Beauford, Terry	OL/DL	Florida A&M	1996-00	57	19
Belden, Terry	K	Northern Arizona	1997	13	6
Bell, Grantis	WR/DB	West Virginia	1995, '97	8	10
Bembery, Sylvester	OL/DL	Central Florida	1994-99, '01	78	69
Bendross, Demetris	OS	Florida A&M	2005-07	11	16
Bennett, Reid	OL/DL	Memphis State	1991	1	10
Berry, Reggie	WR/DB	Wyoming	1990, '92	3,13	14
Best, Greg	WR/DB	Kansas State	1987	xx	7
Black, Mike	K	Boise State	2001-04	1,3,4	34
Blade, Willie	DL	Mississippi State	2007	99	1
Bleisath, D.J.	OL/DL	Tennessee Tech	2004	88	8
Bolden, Deonte	DB	Carson-Newman	2010-12	1, 13, 32	29
Bongarra, Juan	K	Albany (GA)	2012-13	6	35
Bowden, Andre	FB/LB	Fayetteville State (NC)	1991-93, '97-01, '03-04	30,87	120
Bowden, James	OS	North Carolina A&T	2000-01	10	23
Bouie, Ken, OL/DL	OL/DL	Central Missouri State	2001	94	1
Boyd, Shane	QB	Kentucky	2013	17	10
Brache, Ignacio	K	California	2004	12	7

Name	Position	College	Seasons	Uniform #	Games
Bradford, Lynn	FB/LB	Prairie View A&M	1991-92	33	12
Braswell, Jeff	FB/LB	Iowa State	1994	50	4
Briggs, Tom	DL	West Virginia	2007-08	93	32
Brown, Cyron	OL/DL	Western Illinois	2004	73	6
Brown, Eddie "Downtown"	WR/DB	Michigan State	1992-96	5,8,17,29,30	44
Brown, John	DL	Valdosta State	2013	49	0
Brown, Kreg	DB	Florida International	2011	18	2
Brown, Marvin	FB/LB	Alabama	2007-08	32	8
Browner, Keith	OL/DL	Southern California	1990-93	57,0	33
Brutley, Daryon	DB	Northern Iowa	2008-10	9	22
Bryant, Domingo	WR/LB	Texas A&M	1990	5	8
Bryant, Winfred	OL/DL	Nicholls State	1992	70	1
Buich, Anthony	QB	Eastern Illinois	2003	16	0
Buie, Jarriett	DL	South Florida	2011	16	14
Bullard, Thaddeus	OL/DL	Florida	2006-07	1	4
Burgess, LeRoy	DL	North Carolina State	2013	98	10
Burmeister, Dan	WR/LB	North Carolina	1988	xx	12
Busby, Thad	QB	Florida State	2000	12	6
Bussey, George	OL	Louisville	2011-12	68	20
Byrd, Bobby	WR/DB	Miami (FL)	1992-95	3	38
Byrd, Israel	DS	Utah State	2000	1	10
C					
Caesar, Ivan	FB/LB/OL/DL	Boston College	1995-96	34,30	18
Calip, Brad	WR/DB	East Central Oklahoma	1988, '90-91	6, 84	32
Camay, Craig	K	Tennessee-Chattanooga	2011, '13	1, 3	3
Carey, Richard	WR/DB	Idaho	1996	17	7
Case, Stoney	QB	New Mexico	2004-05, '07-08	15,25	27
Certain, Ernest	OL/DL	Florida A&M	2002-08	65	91
Chery, Jason	WR	Louisiana-Lafayette	2013	13	12
Chickillo, Tony	OL/DL	Miami (FL)	1993-94	90,77	20
Chilton, Kyle	K	Pikeville	2011	14	16
Christian, Kenny	WR/LB	Eastern Michigan	2005	4	3
Church, Johnie	OL/DL	Florida	1999	88	1
Cimadevilla, Jorge	K	East Tennessee State	1995-96	5	32
Clebert, Richard	NG	South Florida	2011	71	5
Clemens, Kevin	FB/LB	Grand Valley State (MI)	2008	27	2
Cohen, B.J.	OL/DL	Marshall	2003	97	19
Cogell, Jeff	FB/LB	American International	2005	32	3
Cole, Elbert	WR/DB	Edinboro State (PA)	1990	xx	1
Coleman, Keo	OL/DL	Mississippi State	1998, '00-01	55	21

Name	Position	College	Seasons	Uniform #	Games
Coles, Karl	OL/DL	Ohio State	1990	7, 73	9
Coley, James	OL/DL	Clemson	1994	88	2
Collins, Fabray	FB/LB	East Carolina	1988-90	8, 51, 55	24
Compton, Gary	WR/LB	East Texas State	2003	2	5
Conlin, Chris	OL/DL	Penn State	1995	62	7
Conner, Darion	OL/DL	Jackson State	1999-05	27,46,42,43	62
Cook, Chad	FB/LB	Murray State	2010	15	1
Cool, David	K	Georgia Southern	2003	4	2
Cooper, Bret	WR/DB	Central Florida	1994	11	6
Cooper, D.J.	OL/DL	Arkansas	2004	73	1
Covington, Tony	DS	Virginia	1999	23	1
Crawford, Rawland	WR/DB	Pacific	1991, '93-94	91,17	25
Crespina, Keita	WR/DB	Temple	2002-03	20	33
Crosby, Terence	FB/DL	Catawba (NC)	2012-13	44	14
Crossley, Clenton	FB/LB	South Florida	2007	33	1
Cuff, Vance	DB	Georgia	2012-13	16	14
Cunningham, Melvin	WR/DB	Marshall	1999, '02	17	24
Czyzewski, Arden	K	Florida	1992-93	13	17

D

Dahlke, Dennis	OL/DL	Northern Michigan	1993-94	69,92	14
Daniels, Ronney	WR/DB	Auburn	2005-06	21	22
Darnell, John	QB	Mississippi	1991	4	1
Davis, Kent	WR/LB	Colorado	1988	xx	12
Davis, Chris	WR	Wake Forest	2012	8	1
Davis, Chris C.	WR	Florida State	2013	9	15
Davis, Claude	DL	South Florida	2013	49	2
Dawkins, Julius	WR/LB	Pittsburgh	1988-90	9, 26	22
DeGrate, Anthony	OL/DL	Stephen F. Austin	2000-02	64	15
Dean, Pat	WR/DB	Catholic University (DC)	1990	10, 17	3
Dell, Ralph "Cliff"	WR/DB	South Florida	2003-05	8	51
Derricks, Anthony	WR/DB	Mississippi State	2005	3	15
Diaz, Jorge	OL/DL	Texas A&M-Kingsville	2003-04	64	3
Dickerson, Mondre	OL/DL	Tennessee	2006	90	10
Dietz, Brett	QB	Hanover (IN)	2006-10	1	44
Dillard, Barry	WR/DB	Memphis	1997	1	0
Dix, De'Audra	DB	John C. Smith (NC)	2013	14	7
Dmitrenko, Scott	OL/DL	Albany State (NY)	1987-88	98	20
Dogins, Kevin	OL/DL	Texas A&M-Kingsville	2006	73	2
Dowden, Corey	DS	Tulane	1992-93, '95, '98-99	9,80,81	31
Drennan, Chris	K	Nebraska	1994	13	8
Dukes, Clifford	DL	Michigan State	2008-11	6	37
Dulick, Jason	WR/LB	Illinois	2000	13	9

Name	Position	College	Seasons	Uniform #	Games
E					
Eaton, Johnny	OL/DL	Eastern New Mexico	1995	55	1
Edwards, Hank	WR	Texas Southern	2007-11	4,14	52
Ekiyor, Emil	OL/DL	Central Florida	2004	58	3
Elezovic, Pete	K	Michigan	2002-03	4	5
Ellingson, Greg	WR	Florida International	2013	82	10
Elpheage, Lynarise	WR/DB	Tulane	2005-07	9	31
Epps, Torry	OL/DL	Memphis	2000-02	52	32
Ervin, Corris	DS	Central Florida	1996	32	7

F

Fagg, De'Cody	WR	Florida State	2011-12	81, 14	5
Fall, Rich	K	Arizona	1997-98	3,0	11
Fanor, Jean	LB	Bethune-Cookman	2013	21	17
Farley, Ryan	OL/DL	Tulsa	2000	78	2
Faulkner, Shawn	FB/LB	Eastern Michigan	1992	32	1
Feagin, Michael	WR/DB	Alabama	2000	4	6
Fears, Willie	OL/DL	Northwestern State (LA)	1996	75	11
Fezell, Jaquin	OL/DL	Michigan	2001-02	88	7
Fedrico, Creig	FB/LB	Illinois State	1987-88	45	20
Feely, Jay	K	Michigan	2000	91	1
Ferguson, Chip	QB	Florida State	1991	5,9	8
Field, Amod	WR/DB	Montclair State (NJ)	1993	80	6
Filer, Rodney	FB/LB	Iowa	2007	34	4
Fisher, Cedrick	DL/FB	Lambuth	2011	33	2
Fleming, Flint	OL/DL	North Dakota State	1997	10	6
Fletcher, Cecil	OL/DL	Marshall	1988-90	11, 54, 82	28
Folmar, Brendan	QB	Lycoming College (PA)	1987-88, '90	7,12	29
Fricke, Herberton "Rusty"	K	Lycoming College (PA)	1988-90	3, 13	28

G

Gaines, Tyrece	WR	Oregon	2013	82	1
Gainey, John	WR/DB	Louisville	1992-93	10	3
Gallery, Jim	K	Minnesota	1993	12	0
Gardner, Brian	WR/DB	Prairie View A&M	1989	23	4
Garner, Latrod	WR/DB	Alabama State	1994	83	2
Garner, Rodney	OL/DL	Auburn	1989-90	14, 62, 77	11
Gavins, Jerrell	DB	Boise State	2013	3	3
Geathers, Jason	WR/LB	Miami	2010	81	1
George, Matt	K	Chapman College (CA)	2004-05	12	20
Gizzi, Tom	OL/DL	Pennsylvania	1990-91	15, 65	19
Glover, Phil	FB/LB	Utah	2008	31	9
Godsey, George	QB	Georgia Tech	2003	11	0
Goff, Robert "Pig"	OL/DL	Auburn	1998-01	60	41

Name	Position	College	Seasons	Uniform #	Games
Graham, Lorenzo	WR/DB	Livingston (AL)	1994	22	6
Graham, Maxie	OL/DL	Western Illinois	2001	75	0
Gramatica, Bill	K	South Florida	2006-07	4,10	17
Green, Damacio	WR/DB	Virginia State	1997	1,8	1
Gregory, Grant	QB	South Florida	2011	13	9
Griffin, Paul	DL	Florida State	2012-13	54	29
Grothe, Matt	QB	South Florida	2011-12	5, 8	13
Gruden, Jay	QB	Louisville	1991-96	7-retired	82
Gudmundsen, Geir	OL	Albany State (NY)	2007-08	79,97	2
Guerra, Jorge	OL/FB	Texas A&M-Kingsville	2011	23	15
Gundersen, Greg	K	Wayne State	2011	13	1
Guidry, Kevin	WR/DB	Louisiana State	1991	13,27	7
Gunn, Mark	OL/DL	Pittsburgh	2001	90	4
Gurley, Sheddric "Buck"	OL/DL	Florida	2006	95	9

H

Hairston, Russell	WR/LB	Kentucky	1987-88	23	19
Hall, BJ	QB	Webber International	2011	3	1
Hall, Ricky	OL/DL	Marshall	2005-06	49, 6	33
Hamlet, Sean	DS	Florida State	2000	27	2
Hammond, Greg	OL/FB	Virginia Union	2010	51	2
Hand, Randy	OL	Florida	2008	74	0
Hannah, Justin	DB	Tuskegee	2011	28	1
Harrell, James	DB	Arkansas Pine-Bluff	2013	31	5
Harris, Erick	DB/LB	Liberty	2012	14	1
Harris, Johnnie	DS	Mississippi State	1996-98	3	31
Harris, Kelvin	OL/DL	Miami (FL)	1995	63	3
Harris, Tony	WR/DB	Mississippi	1995	3	3
Hart, Clinton	WR/DB	Central Florida CC	2001	23	15
Hart, Chris	QB	Webber International	2012	8	2
Hawthorne, Michael	DB/LB	Purdue	2010-11	21	37
Heath, Jo Jo	WR/DB	Pittsburgh	1989	29	6
Hefflin, Brandon	DB	Toledo	2010	17	19
Henry, Dwight	DS	East Carolina	2001-02	24	9
Henry, Tommy	DS	Florida State	1999-01	5	44
Hickert, Paul	K	Murray State	1991-92	15	18
Hixon, Pierre	WR/DB	Western Michigan	2001	2	9
Hill, Nick	QB	Southern Illinois	2012	17	5
Hills, Joe	WR	Tennessee State	2012-13	2	22
Hilton, Justin	WR	Indiana State	2013	11	2
Hippeard, Randy	QB	Virginia - Wise	2013	8	16
Hodge, Ernest	OL/DL	Auburn	1990	16, 89	7
Hohensee, Mike	QB	Minnesota	1987-88	9	20
Holloway, Max	DL/LB	Boston College	2013	53	1

Name	Position	College	Seasons	Uniform #	Games
Holmes, Brent	WR	Texas A&M-Kingsville	2008	13	4
Holmes, Lendy	DB/LB	Oklahoma	2012	27	16
Hough, Scott	OL/DL	Maine	1992	50	7
Houghton, Steve	OL/DL	Ferris State (MI)	1998-99	53, 52	24
Howard, Anthony	WR/DB	Garden City JC (KC)	1991-93	88	21
Howfield, Ian	K	Tennessee	2003-04	16	10
Huerkamp, Matt	K	Louisiana State	1999-00	3	25
Hunt, Aaron	OL/DL	Texas Tech	2006	19	9

I

Igwebuikwe, Donald	K	Clemson	1992	4	4
Ingram, Kelvin	OL/DL	Oklahoma State	2002	95	1
Ismail, Hesham	OL/DL	Florida	1994	98	8
Issac, Rod	DB	Middle Tennessee State	2013	31	1

J

Jackson, Amarri	WR	South Florida	2011-12	11	29
Jackson, Keven	WR/DB	Tennessee State	1998	32	0
Jackson, Robert	FB/LB	Florida A&M	1996	47	1
Jackson, Xzavie	DL	Missouri	2011	33	2
James, Carlos	WR/DB	Iowa	2004	15	8
Jarvis, Ralph	OL/DL	Temple	1992-1993	98	16
Jeffcoat, Jerald	OL/DL	Temple	1994, '96-'97	96, 50	10
Jefferson, Marcus	DB	Albany State (GA)	2011	15	3
Jenrette, Roderick	DB	Michigan State	2012	31	2
Jester, Jasen	WR/DB	Florida A&M	1992	26	1
Johnson, Carlos	WR/LB	Lane College (TN)	2002	80	5
Johnson, DeMarcus	OL/DL	Central Florida	2005-06	85	6
Johnson, Jeroid	DB	Oklahoma State	2007-08	5	33
Johnson, Kim	OL/DL	Oklahoma State	1989	xx	1
Johnson, Lee	OL/DL	Missouri	1993	56	6
Johnson, Tremaine	DL	LSU	2013	91	5
Jones, Brandon	DB	Georgia State	2012	21	7
Jones, Byron	DB	Texas A&M	2007-11	11, 28	7
Jones, Kenyatta	OL	South Florida	2008	50	9
Jones, Mark	WR/DB	Tennessee	2012	5	6
Jones, Richard	DL/LB	Texas Tech	2012	99	13
Jones, Tony	WR/LB	Salem (VA)	1991	30	1
Jones, Tony	FB/LB	Illinois State	1995-98	40, 44	40
Jones, Trmain	DS	Angelo State (TX)	2004-06	5	46
Jordan, Sean	WR/DB	Army	1993	2	1
Jordan, Terry	QB	North Carolina State	1993	4	1
Julmiste, Jesse	WR	Massachusetts	2013	3	0

Name	Position	College	Seasons	Uniform #	Games
K					
Kaiser, Jason	WR/DB	Culver-Stockton (MO)	2002	6	2
Kaleita, Tom	OL	Eastern Michigan	2007-12	75	71
Kaleo, John	QB	Maryland	2000-03, '07	3	56
Karg, Terry	QB	Central Washington	1993-94	10,4	9
Kelchner, Jake	QB	West Virginia	1995-96	17	2
Kellogg, Jack	WR/DB	Eastern Michigan	1997	6,8	2
Kennedy, Larry	WR/DB	Florida	1997	5	5
Kennedy, Lincoln	OL	Washington	2007, '10	72	11
Kenney, Darrin	OL/DL	Lycoming College (PA)	1993	50	2
Kerr, Michael	OL/DL	Florida	1997	50	7
Kevin-Dolce	LB/DL	Virginia	2012-13	59	2
Kinlaw, Eugene	DL	Troy	2012	49	4
Kinney, Kelvin	OL/DL	Virginia State	2003-05, '08-10	1,3,56	73
King, Jerome	OL/DL	Louisiana Tech	2004-05	99	1
King, Shawn	OL/DL	Louisiana-Monroe	2004	4	6
Kuyateh, Abdul	OL	Louisville	2013	49	1
Kratz, Steve	K	Kutztown State (PA)	2003	27	1

Name	Position	College	Seasons	Uniform #	Games
L					
LaFrance, George	OS	Baker (KS)	1994-99	25-retired	90
Landry, Doug "Tank"	FB/LB	Louisiana Tech	1992-93	39	9
Lane, Deryl	FB/LB	Langston (OK)	2002	29	6
Langham, Antonio	DS	Alabama	2004	32	0
Larsen, Lee	K	Hawaii	1987	22	7
Lawson, Mike	OL/DL	Miami (FL)	2004-06	99	12
Lazacki, Mike	K	Saskatchewan	1994	10	2
Leach, Matt	K	Florida	2007	19	1
Lee, Delphine	DS	McNeese State	2004	11	3
Lewis, Reggie	DB	Florida	2008-10	3	4
Lindsey, Michael	WR/KR	N.W. Mississippi	2011-13	10	46
Lott, James	WR/DB	Texas	1990	17	5
Lowe, Jonathan	WR	Alabama	2012	5	3
Lucas, Al	OL/DL	Troy State	2003	76-retired	16
Lyles, Robert	FB/LB	Texas Christian	1994	32	6

Name	Position	College	Seasons	Uniform #	Games
M					
Maiden, Petey	WR/LB	Utah State	1992	29	1
March, Joe	OL/DL	Murray State	1993-96	73,99,64	38
Marler, Seth	K	Tulane	2007-08	4	30
Marshall, Torrance	FB/LB	Oklahoma	2007-08	10	31
Martin, Bryan	QB	Weber State	1998	10	2
Mayes, Jeff	WR/LB	Vanderbilt	1991-94	16,89	30
Maynor, Connell	QB, WR/LB	North Carolina A&T	1994-96	15,1	5
Mays, Alvoid	WR/DB	West Virginia	1998-99	1,41	2

Name	Position	College	Seasons	Uniform #	Games
McCaleb, Bruce	FB	Delta State	2013	44	3
McCaskill, Nevin	OL	Hampton	2013	77	19
McClendon, John	WR/DB	Tennessee	1987	31	7
McCoy, James	DB	Middle Tennessee State	2010	10	8
McCullough, Alfred	OL	Alabama	2013	68	17
McCummings, Gary	OL/DL	Syracuse	1992	73	2
McDonald, Devon	FB/LB	Notre Dame	2001-02	45	11
McDonald, Ryan	C	Illinois	2011	50	18
McGill, Tim	DL	Illinois	2007-11	8	62
McIntosh, Erick	DB	Florida Atlantic	2010-12	19	42
McIntosh, Toddrick	OL/DL	Florida State	1999	88	2
McKinnon, Cedric	FB/LB	Bethune-Cookman	1995-98, '00	41,42	37
McLeod, David	WR/DB	James Madison	2002	27	2
McPherson, Adrian	QB	Florida State	2013	5	13
Middleton, Harvey	OS	Georgia Tech	2000-01	17	12
Milanovich, Scott	QB	Maryland	2002	87	1
Miller, George	OL/DL	xx	1987	xx	6
Miller, Jeff	OL/DL	Mississippi	2001	77	3
Miller, Kevin	OL	Florida Atlantic	2011	73	2
Mills, Videll	FB/LB	Bethune-Cookman	1999	42	1
Minor, Robert	WR/DB	Iowa State	1988	xx	12
Mitchell, Clint	DL	Florida	2007	57	0
Mitchell, Ricky	WR/DB	Northern Illinois	1987	8	6
Mitchell, Stuart	QB	Cornell	1988	xx	12
Monroe, Thomas	WR/DB	Prairie View A&M	1989-91	18,20,28	19
Moody, Martel	DB	Villanove	2012	18	2
Moore, Craig	OL/DL	Mississippi State	2006	55	3
Moore, Dre	DL	Maryland	2013	67	1
Moran, Brian	WR/DB	Akron	1988	xx	12
Mosley, Rod	DB	Texas A&M-Kingsville	2012	17	2
Morgan, Dwayne	OL	Clemson	2007	73	5
Muhammad, Umar	FB/LB	North Texas	2004-06	35	38

Name	Position	College	Seasons	Uniform #	Games
N					
Napierkowski, Brent	OL/DL	Portland State	1992	77	5
Napoleon, Eugene	WR/DB	West Virginia	1992	34	4
Naziruddin, Khalid	DB	Texas Tech	2007-08	26	20
Nelson, Colin	DB	Maryland	2011	14	2
Nelson, Frisner	DL	Central Florida	2012	98	5
Nittmo, Bjorn	K	Appalachian State	1998	5	16

Name	Position	College	Seasons	Uniform #	Games
O					
Oats, Jami	WR/DB	South Carolina State	2000-01	26	12
Octavien, Steve	LB	Nebraska	2012	48,53	15
Ogrin, Pat	OL/DL	Wyoming	1988	xx	12
O'Hara, Pat	QB	Southern California	2003-06	17	44

Name	Position	College	Seasons	Uniform #	Games
Ohnegian, Pete	OL/DL	Lafayette	1994	52	8
Opfar, Dave	OL/DL	Penn State	1988	xx	13
Ordway, Jonathan	DS	Boston College	2003-06, '10	28	47
Ortiz, Eric	FB/LB	Belhaven	2010-11	55, 17	23
Osborne, Billy	WR/LB	Pittsburgh	1990	19	8
Owen, Marcus "Snowball"	OL/DL	Kansas	2007-08	66	33

P

Parker, Cornell	WR/DB	Southern Methodist	1997-98	13	3
Pearson, Travis	FB/LB	Alabama State	1994	9	12
Penright, Jarrod	FB/LB	Texas A&M	2005-07	30,2	27
Perkins, Tracey	WR/DB/DS	Lamar (TX)	1991-99	18,5,8,24,99	116
Peters, Mickey	WR/LB	Texas Tech	2006	86	3
Peterson, Alfred	DL	Rutgers	2011	68	2
Phillips, Pernel	DL	Central State (OH)	2012-13	92	30
Pierre-Louis, Wondy	DB/LB	Florida	2011	2	4
Pilgrim, Evan	OL/DL	Brigham Young	2004	63	6
Poetsch, Ryan	K	Joliet JC (IL)	1994	1	4
Polite, Roy	DB	Middle Tennessee State	2011	15	1
Polo, Tavious	DB	Florida Atlantic	2011-12	28	3
Potts, Mike	QB	William & Mary	2011	15	3
Poulavaati, Sai	OL/DL	Oregon State	2002-03	91	27
Powell, Mike	FB/LB	Weber State	1987-89	44	22
Powell, Robert	C	Purdue	2010	68	19
Proctor, Basil	FB/LB	West Virginia	2002-04	42	36

Q

Quaye, 'Ko' Kommanyan	DL	South Dakota	2012	98	2
-----------------------	----	--------------	------	----	---

R

Rachal, Traco	DB	Texas A&M-Commerce	2007-2008	21	27
Rainey, James	WR/DB	Florida A&M	1992	24	2
Rafferty, James	WR/DB	Colgate	1987	28	6
Redmond, Jamie	WR/DB	Middle Tennessee State	1995	3	1
Reed, Rayshun	DB	Troy State	2008	23	12
Richmond, Rodney "Rock"	WR/DB	Oregon	1987-88	29	12
Ricker, A.J.	OL/DL	Missouri	2006-07	70	19
Rivas, Garrett	K	Michigan	2010	18	19
Roberson, John	WR	Texas A&M	2010	14	1
Roberts, R.J.	DL	Troy	2013	55	11
Robinson, Maurice	C	Prairie-View A&M	2013	75	3
Robinson, Sedrick	WR/KR	Kentucky Wesleyan	2008-10	3,18	21

Name	Position	College	Seasons	Uniform #	Games
Rodriguez, Prechae	WR	Auburn	2012	15	16
Rogers, Lamar	OL/DL	Auburn	1996	66	5
Rogers, Ronald "Bo"	DB	Western Michigan	2007	12	6
Ross, Alvin	FB/LB	Central State (OH)	1989	27	6
Ross, Cornelius	WR/DB	Humboldt State (CA)	1988-90	1,20,21	24
Ross, Ernest	WR/DB	Alabama-Birmingham	2005	2	2
Roundtree, Alphonso	WR/DB	Tulane	2006	23	4
Rowland, Lynn	OL/DL	Arkansas State	1995-98	65,88	52
Royal, Terrence	FB/LB	South Florida	2008-13	12	44
Rubin, DeAndrew	WR	South Florida	2010	13	14
Russell, Kevin	QB	California (PA)	1987	xx	6
Rutledge, Wondell	FB/DL	Toledo	2012	23	9

S

Saddler-McQueen, Jimmy	DL	Texas A&M-Kingsville	2012	93	5
Saintil, Cleannord	WR	Middle Tennessee State	2010	15	2
Samuels, Lawrence	WR/LB	Livingston (AL)	1994-00, 02-10	22-Retired,81	207
Sanchez, Jeff	DS	Tulane	2006	8	11
Sanders, Tracy	WR/DB/DS	Florida State	1994-99	27,86	37
Saunders, David	WR/LB	West Virginia	2002-05, '08	2,6,9	42
Sawyer, Corey	DS	Florida State	2002-03	23	23
Schexnayder, Calvin	OS	Washington State	2002	7	9
Scott, Earl	OL/DL	Arkansas	1997	52	4
Serini, Brad	C	Florida International	2012-13	67	31
Shaw, Terrill	WR	Southern Mississippi	2007-08	17	25
Shepas, Rick	WR/DB	Youngstown State	1988	xx	12
Showers, Jermaine "Shea"	WR/DB	Florida State	2004	2	9
Siler, Clarence	OL/DL	Cal-Fullerton	1995	75	0
Simmons, Stacey	WR/DB	Florida	1995	4	9
Simpson, Carl	OL/DL	Florida State	2002	72	7
Singer, Paul	QB	Western Illinois	1992	11	3
Singleton, Carlos	WR	Memphis	2012	17	1
Sippio, Bobby	WR/DB	Western Kentucky	2006	3	9
Skinner, Justin	K	Citadel	2000	18	5
Slaton, Tony	WR/DB	Texas A&M	1988	xx	6
Smalls, Fred	FB/LB	West Virginia	1990	xx	1
Smith, Chris	DB	Northern Illinois	2013	4	15
Smith, David	FB/LB	Western Kentucky	1990, 1993	21	14
Smith, Donald	DB	Northern Illinois	2013	27	2
Smith, Leroy	DS	Florida State	2006-07	27	10
Smith, Jermaine	DL	Georgia	2010-11	98	32
Smith, Omar	OL/DL	Kentucky	2005	74	16
Smith, Omarr	DS	San Jose State	2003	14	19

Name	Position	College	Seasons	Uniform #	Games
Smith, Robert	OL/DL	Grambling	1991	21	7
Smith, Sam	DB/LB	Delaware State	2012	1	1
Smith, Shevin	WR/DB	Florida State	2004	3	3
Spann, Gregory	WR/DB	Jackson State	2001-02	2,22	7
Solomon, Freddie	OS	South Carolina State	2003-06	81	58
Southwick, Danny	QB	Occidental	2011	18	9
Sperduto, Pat	OL/DL	Massachusetts	1991-93	54,65, 54	20
Stafford, Shane	QB	Connecticut	2001-02, 04-06	6,14	65
Stephens, Macey	WR/LB	South Carolina State	1996	3	0
Stoops, Mike	WR/DB	Iowa	1987	30	6
Stucker, Kenny	K	Ball State	2003	6	4
Sutton, Mike	OL/DL	Louisiana State	2005	58	9
Sutton, Walter	WR/DB	Southwestern Minnesota State	1997	6	4
Swanson, Riley	DB	Wake Forest	2012	3	12
Symonette, Alan	OL/DL	Miami (FL)	2000	78	1
Symons, BJ	QB	Texas Tech	2007	13	0

T

Tanney, Mitch	QB	Monmouth	2008	12	0
Taplin, Greg	OL/DL	Michigan State	2006	58	5
Tarabrella, Dan	OL/DL	Tulsa	1991	22	8
Tarver, Hurley	WR/DB	Central Oklahoma State	2003	5	2
Thomas, Carl	OL/DL	Jackson State	1993	72	3
Thomas, Eric	OL/DL	Florida State	2002-03	57	11
Thomas, Stevie	WR/LB/OS	Bethune-Cookman	1991-99	20-retired	104
Thompson, Donald	OL/DL	Shepherd (WV)	1989-90	22,50,63	7
Thornton, Michael	OL/DL	Florida A&M	1997-98	60	3
Timmons, Tyrone	WR	Mississippi Valley State	2007-10	3,5,80	24
Tinsley, Keith	WR/DB	Pittsburgh	1988	xx	12
Tisdale, Bryant	DB	Texas-El Paso	2008	16	0
Toliver, Antoine "T.T."	WR/DB	Bethune-Cookman	2002-05, '07	18	42
Torresso, Nick	FB	Bowling Green	2013	23	7
Totten, Willie	QB	Mississippi Valley State	1989	9	4
Tow-Arnett, Jeff	OL	Minnesota	2013	44	5
Turner, Calvin	OL/DL	West Virginia	1988	xx	Xx
Turner, Lonnie	WR/DB	Cal-Pomona	1988, '96	13	29
Twynner, Gunnard	OS	Western Illinois	2001-02	81	12
Tyler, Demarcus "Tank"	DL	North Carolina State	2013	72	16

U

Udell, Marcus	DB	Middle Tennessee State	2011-12	2	5
---------------	----	------------------------	---------	---	---

Name	Position	College	Seasons	Uniform #	Games
W					
Walker, Wayne	OS	Texas Tech	1997-00	17	25
Wallace, Alex	DB	San Jose State	2007	9	2
Walls, Craig	OL/DL	Indiana	1987-88	54	18
Walls, Kendall	OL/DL	Kentucky State	1988	xx	12
Washington, Terrence	DB	West Virginia State	2011	28	1
Wasil, Stephen	QB	Albion (MI)	2012	4	18
Watts, Carl	OL/DL	North Carolina	1991-93	24, 55	21
Weatherford, Drew	QB	Florida State	2010	11	19
Weaver, Thomas	OL/DL	Kentucky State	1987	67	6
Wells, Kent	OL/DL	Nebraska	1995-97	66,77	13
White, Dan	QB	Arizona	1997	3	3
White, David	FB/LB	Nebraska	2002-05	29, 34	44
White, Stephen	OL/DL	Tennessee	2006	94	2
Whitley, Curtis	OL/DL	Clemson	2000	53	4
Whittaker, Huey	WR/LB	South Florida	2006-07, 11	15, 17	17
Williams, Alvin	WR/DB	Texas Southern	1989	22	4
Williams, Chandler	WR	Florida International	2012	18	12
Williams, John	DS	Southern	2002-03	11	11
Williams, Karl	WR	Texas A&M-Kingsville	2007	6	15
Williams, Kevin	WR/DB	Rutgers	2000-01	2,6	8
Williams, Louis	OL/DL	Louisiana State	2004-05	60	13
Williams, Rod	OL/DL	Florida A&M	1999-07	50	96
Williams, Victor	WR/LB	Northern Iowa	2012	14	5
Williams, Wayne	WR/DB	Louisiana State	1995-98	21	45
Willis, Darren	WR/DB	Arizona State	1991, '93	1,25	13
Willis, Jacob	WR	Illinois	2010	86	3
Willis, Peter Tom	QB	Florida State	1997-99	4	42
Wilson, Charles	OS	Memphis	1999-00	21	22
Wilson, Julius	OL	Alabama-Birmingham	2012	55	12
Wilson, Ronnie	OL	Morgan State	2011	71	0
Wilson, Sir Mawn	WR/LB	Syracuse	2000-02	21	20
Wilson, Troy	OL/DL	Pittsburgh State (KS)	2002-03	92	20
Wiren, Nyle	FB/LB/OL/DL	Kansas State	1998-08	2,44	112
Wise, Deatrich	OL/DL	Jackson State	1992-93, '95	60,67,80	30
Woodie, DeAngelo	WR	N/A	2013	3	1
Woods, Jerry	WR/DB	Northern Michigan	1993	28	5
Woods, Clinton "Tony"	OL/DL	Oklahoma	1997-98	77	18
Word, Mark	DL	Jacksonville State	2007-08	90	17
Worthman, Antoine	WR/DB	Illinois State	1996-98, '00	10,23,30	53
Wright, Adrian	FB/LB	Virginia Union	1991	26	4
Wright, John "Bo"	FB/LB	Alabama	1991	27	6
Wyatt, Willie	OL/DL	Alabama	1995-99, '01	55,56	68

Name	Position	College	Seasons	Uniform #	Games
Walker, Wayne	OS	Texas Tech	1997-00	17	25
Wallace, Alex	DB	San Jose State	2007	9	2
Walls, Craig	OL/DL	Indiana	1987-88	54	18
Walls, Kendall	OL/DL	Kentucky State	1988	xx	12
Washington, Terrence	DB	West Virginia State	2011	28	1
Wasil, Stephen	QB	Albion (MI)	2012	4	18
Woods, Jerry	WR/DB	Northern Michigan	1993	28	5
Woods, Clinton "Tony"	OL/DL	Oklahoma	1997-98	77	18
Word, Mark	DL	Jacksonville State	2007-08	90	17
Worthman, Antoine	WR/DB	Illinois State	1996-98, '00	10,23,30	53
Wright, Adrian	FB/LB	Virginia Union	1991	26	4
Wright, John "Bo"	FB/LB	Alabama	1991	27	6
Wyatt, Willie	OL/DL	Alabama	1995-99, '01	55,56	68
Wyatt, Willie	OL/DL	Alabama	1995-99, '01	55,56	68

Y

Yagiello, Stan	QB	William & Mary	1987	xx	6
Yates, Willis	OL/DL	Tennessee-Chattanooga	1987	68	6
Young, Floyd	DS	Texas A&M-Kingsville	2006	4	3
Young, Tony	WR/DB	Albany State (GA)	1991	28	1

Z

Zbydniewski, Brian	FB/LB	Belhaven (MS)	2011	3	12
Zeno, Marc	FB/LB	Tulane	1991	84	8
Zuluaga, Javier	FB/LB	Navy	1994	46	0

Italics – Member of Pittsburgh Gladiator

xx – Information is not available

MOST GAMES PLAYED

Player	Games
Lawrence Samuels	207
Andre Bowden	120
Tracey Perkins	116
Nyle Wiren	112
Stevie Thomas	104
Rod Williams	96
Ernest Certain	91
George LaFrance	90
Jay Gruden	82
Kelvin Kinney	73
Sylvester Bembery	69
Willie Wyatt	68
Shane Stafford	65
Les Barley	64
Darion Conner	62
Tim McGill	62

RETIRED NUMBERS

- 7 - Jay Gruden, QB
- 20 - Stevie Thomas, WR
- 22 - Lawrence Samuels, WR
- 24 - Tracey Perkins, DB
- 25 - George LaFrance, WR/KR
- 76 - Al Lucas, DL
- 78 - Sylvester Bembery, DL/OL

ALL-TIME HOME ATTENDANCE

TAMPA BAY TIMES FORUM

YEAR	REGULAR	SEASON	PLAYOFF	TOTAL	
2013	106,015	(11,779)	none	106,779	(11,779)
2012	88,183	(9,798)	none	88,183	(9,798)
2011	97,002	(10,778)	none	97,002	(10,778)
2010	121,896	(15,237)	10,104	132,000	(14,667)
2008	134,347	(16,793)	none	134,347	(16,793)
2007	126,306	(15,788)	10,221	136,527	(15,170)
2006	118,566	(14,821)	none	118,566	(14,821)
2005	124,150	(15,519)	none	124,150	(15,519)
2004	114,786	(14,348)	none	114,786	(14,348)
2003	99,701	(12,463)	46,846	146,547	(13,322)
2002	87,235	(12,462)	none	87,235	(12,462)
2001	111,659	(15,951)	12,454	124,113	(13,790)
2000	83,384	(11,912)	11,737	95,121	(11,890)
1999	74,595	(10,656)	10,706	85,301	(10,662)
1998	82,017	(11,717)	38,274	120,291	(11,982)
1997	95,858	(11,982)	none	95,858	(11,982)
Totals	1,665,700	(13,116)	140,342	1,806,806	(13,093)

THUNDERDOME

YEAR	REGULAR	SEASON	PLAYOFF	TOTAL	
1996	104,307	(14,901)	26,593	130,900	(14,544)
1995	89,651	(14,941)	45,457	136,703	(15,189)
1994	109,268	(18,211)	none	109,268	(20,114)
1993	122,814	(20,091)	21,111	143,925	(20,561)
1992	100,453	(20,091)	20,231	120,684	(20,114)
1991	85,470	(17,094)	none	103,955	(17,326)
Totals	611,963	(17,485)	113,392	726,950	(17,308)

PITTSBURGH CIVIC ARENA

YEAR	REGULAR	SEASON	PLAYOFF	TOTAL	
1990	21,156	(5,289)	none	21,156	(5,289)
1989	4,373		none	4,373	(4,373)
1988	41,185	(6,864)	none	41,185	(6,864)
1987	38,568	(12,856)	13,232	51,800	(12,950)
Totals	105,282	(7,520)	13,232	118,514	(7,901)

Storm Totals **2,276,930** **(13,800)** **266,966** **(14,831)** **2,543,896** **(13,826)**

() = average attendance If no (), then only one game played.

HOME GAMES PLAYED

	REG. SEASON	PLAYOFFS	OVERALL
TB Times Forum:	127	11	138
Thunderdome:	35	7	42
Pittsburgh Civic Center	14	1	15
All-Time:	165	19	184

SINGLE AFL-GAME ATTENDANCES

Preseason: 30,013 vs. Detroit 5/07/93 Regular Season: 28,746 vs. Orlando 6/19/93

Playoff: 21,111 vs. Albany 8/06/93 ArenaBowl: 25,087 vs. Orlando 9/01/95

The Tampa Bay Storm holds 19 of the top 20 regular season attendance records and 18 of the top 20 overall in Arena Football history. In fact, the Storm played in 19 of the top 20 overall attended games as they won ArenaBowl V in Detroit. Tampa Bay is an impressive 17-2 in those games; both losses came to the hands of Orlando. The Storm hold six of the top ten playoff attendance marks with a 5-1 record in those and the top 16 regular season records with a 14-2 record.

ATTENDANCE RECORDS


HIGHEST ATTENDANCES IN AFL HISTORY

1.	28,746	vs. Orlando (L)	6/19/93
2.	25,087	vs. Orlando	9/01/95(ArenaBowl IX)
3.	24,445	vs. Denver	7/13/95
4.	24,055	vs. Orlando	7/29/95
5.	22,464	vs. Albany	7/18/92
6.	21,693	vs. New Orleans	8/02/91
7.	21,240	vs. Charlotte	8/01/92
8.	21,111	vs. Albany	8/06/93(First Round Playoffs)
9.	20,819	vs. Orlando	8/13/94
10.	20,535	vs. Cleveland	6/20/92
11.	20,532	vs. Charlotte	6/05/93
12.	20,496	vs. Arizona	6/22/03(ArenaBowl XVII)
13.	20,357	at Detroit	8/17/91(ArenaBowl V)
14.	20,266	vs. Milwaukee	7/09/94
15.	20,231	vs. Cincinnati	8/08/92
16.	20,091	vs. Orlando (L)	7/02/92
17.	19,875	DAL vs. DET	8/13/90(ArenaBowl IV)
18.	19,867	vs. New Jersey	7/21/01
19.	19,438	vs. Albany	7/24/93
20.	19,378	vs. Miami	7/17/93

HIGHEST ATTENDANCES IN REGULAR SEASON

1.	28,746	vs. Orlando (L)	4/09/05
2.	24,445	vs. Denver	7/13/91
3.	24,055	vs. Orlando	7/29/95
4.	22,464	vs. Albany	7/18/92
5.	21,692	vs. New Orleans	8/02/91
6.	21,249	vs. Charlotte	8/01/92
7.	20,819	vs. Orlando	8/13/94
8.	20,532	vs. Charlotte	6/05/93
9.	20,335	vs. Cleveland	6/20/92
10.	20,266	vs. Milwaukee	7/09/94
11.	20,091	vs. Orlando (L)	7/02/92
12.	19,867	vs. New Jersey	7/21/01
13.	19,438	vs. Albany	7/24/93
14.	19,378	vs. Miami	7/17/93
15.	19,031	vs. Miami	6/25/94
16.	18,794	vs. Orlando	4/09/05
17.	18,741	CLB vs. PHI	5/17/08
18.	18,486	vs. Cleveland	5/15/93
19.	18,244	vs. New York	5/15/05
20.	18,244	vs. Austin	6/23/07

STORM RECORDS




ALL-TIME COACHES

HEAD COACHES

Joe Haering (1987-1990) *Pittsburgh Gladiators
Fran Curci (1991)
Lary Kuharich (1992-94)
Tim Marcum (1995-2010)
Dave Ewart (2011-2013)
Lawrence Samuels (2014)

ASSISTANT COACHES

John C. Fontes (1991)
Larry Kuharich (1991, 2002)
James Taubert (1991)
John Gutekunst (1992)
Lou Saban (1992)
Bob Heffner (1993)
Doug Kay (1993, 2002, 2013-Present)
Lynn Bradford (1994)
Larry O'Roark (1994)
Deatrich Wise (1994)
Pat Spertudo (1994-95)
Al Tanara (1995-96)
Dave Whinham (1995-97, 2000, 2002)
Tom Rossley (1997)
Bob Shackelford (1995-2002)
Dave Knaus (1998-99, 2001-02)
Ron Selesky (1998-99)
Eddie Vowell (1998-99, 2001-02, 2007-08)
Mitch Matuska (2001-04)
Dave Ewart (2003-2010)
Mark Stoute (2005)
Pat O'Hara (2005^, 2007-08)
James 'Jimmy' Dunn (2006)
Pete Kuharchek (2006, 2008)
Tony Jones (2010)
Donnie Abraham (2011-12)
John Kaleo (2011)
Nyle Wiren (2011)
John Gregory (2012)
Lawrence Samuels (2012-2013)
Dave Wilson (2012-present)
Chris Hovan (2013-present)
^Player/Coach



TAMPA BAY STORM

PLAYOFFS

FRANCHISE PLAYOFF HISTORY

GLADIATORS IN THE PLAYOFFS

DATE	OPPONENT	SCORE	ATTENDANCE	MVP	IRONMAN
8/1/1987*	Denver	L, 16-45	13,232	Gary Mullen (DEN)	Steve Trimblen (DEN)
7/22/1988	@ Detroit	L, 25-34	15,135	No Record	No Record
8/12/1989	Denver	W, 39-37	5,417 – Neutral	No Record	No Record
8/18/1989	@ Detroit	L, 26-39	19,875	No Record	No Record
8/6/1990	@ Detroit	L, 30-61	15,874	No Record	No Record

PLAYOFF RECORD: (1-4, .200)

STORM IN THE PLAYOFFS

DATE	OPPONENT	SCORE	ATTENDANCE	MVP	IRONMAN
8/10/91	@ Denver	W, 40-13	18,485	Stevie Thomas	Lynn Bradford
8/17/91	@ Detroit	W, 48-42	20,357	Stevie Thomas	Darren Willis
8/08/92	Cincinnati	W, 41-36	20,231	Jay Gruden	Eddie Brown
8/15/92	@ Orlando	L, 21-24 (OT)	13,680	Carl Aikens (ORL)	B. Wagner (ORL)
8/06/93	Albany	W, 48-34	21,111	Stevie Thomas	Les Barley
8/14/93	@ Orlando	W, 55-52	13,680	Jay Gruden	Andre Bowden
8/23/93	@ Detroit	W, 51-31	12,989	Jay Gruden	Keith Browner
8/20/94	@ Mass.	L, 51-58	6,858	A. Langley(Mass.)	D. Smith (Mass.)
8/12/95	Memphis	W, 53-41	9,082	Jay Gruden	G. Lewis (Memphis)
8/18/95	Albany	W, 56-49	11,288	Jay Gruden	Stevie Thomas
9/01/95	Orlando	W, 48-35	25,087*	George LaFrance	B. Wagner (ORL)
8/09/96	Anaheim	W, 30-16	13,021	Johnnie Harris	Kent Wells
8/16/96	Arizona	W, 55-54	13,572	George LaFrance	C. McKinnon
8/26/96	@ Iowa	W, 42-38	11,411	Stevie Thomas	L. Conley (Iowa)
8/10/97	@ Nashville	W, 52-49	10,214	George LaFrance	Andre Bowden
8/16/97	@ Arizona	L, 46-49 (OT)	15,749	C. Schexnayder (ARZ)	B. Easter (ARZ)
8/07/98	San Jose	W, 65-46	11,001	George LaFrance	Les Barley
8/14/98	New Jersey	W, 49-23	10,051	Johnnie Harris	Andre Bowden
8/23/98	Orlando	L, 31-62	17,222	Rick Hamilton (ORL)	B. Wagner (ORL)
8/07/99	Orlando	L, 19-41	10,706	Barry Wagner (ORL)	B. Wagner (ORL)
7/29/00	Milwaukee	W, 72-64	11,737	James Bowden	Lawrence Samuels
8/03/00	@ Orlando	L, 24-34	13,122	Connell Maynor (ORL)	Clif Dell (ORL)
8/05/01	Indiana	L, 31-68	12,454	Eddie Brown (IND)	Jay Jones (IND)
7/27/02	@ Los Angeles	W, 66-41	9,203	Shane Stafford	Lawrence Samuels
8/03/02	@ San Jose	L, 48-55	13,074	John Dutton (SJS)	Barry Wagner (SJS)
5/31/03	Detroit	W, 52-48	12,322	Freddie Solomon	Lawrence Samuels
6/07/03	Orlando	W, 60-50	14,028	John Kaleo	T.T. Toliver
6/22/03	Arizona	W, 43-29	20,496	Lawrence Samuels	Lawrence Samuels
6/05/04	@ San Jose	L, 52-56	11,130	Mark Grieb (SJS)	Lawrence Samuels
5/29/05	@ Georgia	L, 46-62	10,579	Troy Bergeron (GEO)	Chris Jackson (GEO)
6/30/07	Columbus	L, 56-55	10,221	Terrill Shaw	Lawrence Samuels
8/07/10	@ Tulsa	W, 68-38	5,964	Brett Dietz	Sedrick Robinson
8/14/10	Orlando	W, 63-62	10,104	TT Toliver (ORL)	Robert Quiroga (ORL)
8/20/10	@ Spokane	L, 57-69	10,775	Kyle Rowley (SPK)	Huey Whittaker (ORL)
8/3/13	@ Jacksonville	L, 62-69	7,899	Bernard Morris (JAX)	Jeff Hughley, (JAX)

PLAYOFF RECORD: (22-13, .629)

OVERALL PLAYOFF RECORD (23-17, .575

* Highest attendance in ArenaBowl and playoff history **BOLD** = ArenaBowl

- The Franchise is 5-4 in the title game (Pittsburgh 0-2 and Tampa Bay 5-2). The Storm won ArenaBowl's V, VII, IX, X and XVII.
- They lost ArenaBowl I, III as the Gladiators; XII and XXIII as the Storm

SCORE BY QTR	1	2	3	4	OT	FINAL	ATTENDANCE	AVERAGE	RECORD
Opponent	395	482	394	461	9	1810	Home	266,966	14-5
Pitt-Tam	379	558	388	446	3	1836	Away	248,154	8-11
							Neutral	5,417	1-0

ARENA BOWL I

PITTSBURGH CIVIC ARENA: PITTSBURGH, PA

AUGUST 1, 1987

ATTENDANCE: 13,232

DENVER 45, PITTSBURGH 16

Denver, led by quarterback Whit Taylor's 201 yards passing and four touchdowns, took a 32-0 lead heading into the fourth quarter. Pittsburgh's first points came on a Mike Hohensee-to-league MVP Russell Hairston 11-yard strike at 3:43 of the fourth. Eventual Hall of Famer Gary Mullen had nine receptions for 123 yards and three touchdowns.



SCORE BY QTR	1ST	2ND	3RD	4TH	FINAL
Denver Dynamite	12	6	14	13	45
Pittsburgh Gladiators	0	0	0	16	16

SCORING SUMMARY

Den	1	Forte fumble recovery (Morales kick) (8:27)
Den	1	Prather 2 run (pass failed) (9:37)
Den	2	Mullen 26 pass from W. Taylor (pass failed) (4:38)
Den	3	Rodgers 32 pass from W. Taylor (Morales kick) (9:48)
Den	3	Trimble 47 interception return (Morales kick) (15:00)
Pitt	4	Hairston 11 pass from Hohensee (two-point conversion) (3:43)
Den	4	Mullen 5 pass from W. Taylor (Morales kick) (6:13)
Den	4	Mullen 19 pass from W. Taylor (kick blocked) (11:49)
Pitt	4	Richmond 14 pass from Folmar (two-point conversion) (14:28)

PASSING

Den	W. Taylor 28-14-1 201 (4 TDs).
Pitt	Hohensee 37-18-3 186 (1 TD), Folmar 18-7-1 56 (1 TD).

RECEIVING

Den	Mullen 9-123 (3 TDs), Rodgers 1-32 (1 TD), Brewer 1-16, Trimble 1-15, Prather 1-11, D. Taylor 1-4.
Pitt	Hairston 8-83 (1TD), Rafferty 6-45, Richmond 5-44, McClennon 3-39, Powell 2-19, Stoops 1-12.

RUSHING

Den	Prather 4-24 (1 TD), Brewer 2-3, D. Taylor 1-0.
Pitt	Hohensee 2-24, McClennon 1(-2).

ARENA BOWL II

JOE LOUIS ARENA: DETROIT, MI
AUGUST 18, 1989
ATTENDANCE: 19,875



DETROIT 39, PITTSBURGH 26

Detroit's George LaFrance scored a touchdown in the third quarter with the Drive leading by just seven points. The victory was the third overall championship for Detroit head coach Tim Marcum. Pittsburgh's Rusty Fricke connected on an ArenaBowl record 55-yard field goal. Workhorse Lynn Bradford ran 12 times for 46 yards and a pair of touchdowns, including a title game record 17-yard scamper in the first quarter. Pittsburgh snared a record five interceptions.

SCORE BY QTR	1	2	3	4	F
Pittsburgh Gladiators	3	9	14	0	26
Detroit Drive	16	10	13	0	39

SCORING SUMMARY

DET	1st	Safety (fumble through endzone) (1:07)
DET	1st	Burris 1 run (Bojovic kick) (7:35)
PIT	1st	Fricke 55 FG (9:58)
DET	1st	Bradford 17 run (Bojovic kick) (13:29)
DET	2nd	Bojovic 50 FG (3:09)
PIT	2nd	Fricke 30 FG (5:41)
DET	2nd	Bradford 2 run (Bojovic kick) (12:53)
PIT	2nd	Powell 2 run (pass failed) (14:50)
PIT	3rd	Ross 23 fumble return (Fricke kick) (0:42)
DET	3rd	LaFrance 32 pass from Burris (kick failed) (7:05)
DET	3rd	Mullen 12 pass from Burris (Bojovic kick) (8:53)
PIT	3rd	Gardner 19 pass from Totten (Fricke kick) (13:56)

PASSING

PIT	Totten 36-19-0 149 (1 TD).
DET	Burris 26-12-5 176 (2 TDs).

RECEIVING

PIT	Monroe 4-23, Williams 3-45, Gardner 10-77 (1 TD), Anderson 1-3, Ross 1-1.
DET	LaFrance 2-39 (1 TD), Dixon 4-66, Mullen 6-71 (1 TD).

RUSHING

PIT	Monroe 1-6, Totten 3(-7), Powell 4-3 (1 TD), Anderson 1-1.
DET	Bradford 12-46 (2 TDs), Burris 2-4 (1 TD).

RETURNS

PIT	Williams 3-64, Ross 2-28.
DET	La France 5-66.

ARENA BOWL V

JOE LOUIS ARENA: DETROIT, MI
AUGUST 17, 1991
ATTENDANCE: 20,357



TAMPA BAY 48, DETROIT DRIVE 42

The Tampa Bay Storm capped off an unforgettable inaugural season with an improbable victory over the mighty Detroit Drive in Detroit to claim the ArenaBowl V championship. Game MVP Stevie Thomas hauled in the game-winning score from quarterback Jay Gruden with just 39 seconds remaining. The 35-yard pass broke a 42-42 tie score and gave the Storm their first league championship. Thomas finished with five receptions for 117 yards and tied an ArenaBowl record with four touchdown catches. Gruden, a rookie, passed for 298 yards. The Storm finished the 1993 season with a 10-2 record, losing only to Orlando in the season opener and at Denver. The Storm would exact revenge on both teams later in the season, returning the favor in Orlando and downing the Dynamite in the playoff semi-finals to advance to the championship game.

SCORE BY QTR	1	2	3	4	F
Tampa Bay Storm	7	21	14	6	48
Detroit Drive	14	7	9	12	42

SCORING SUMMARY

TAM	1st	Gruden 1 run (Hickert kick) (5:15)
DET	1st	Mullen 10 pass from Schlichter (Bojovic kick) (7:42)
DET	1st	LaFrance 32 pass from Schlichter (Bojovic kick) (14:38)
TAM	2nd	Thomas 13 pass from Gruden (Hickert kick) (4:53)
DET	2nd	Rettig 2 run (Bojovic kick) (8:10)
TAM	2nd	Bradford 3 run (Hickert kick) (14:20)
TAM	2nd	Thomas 42 pass from Gruden (Hickert kick) (15:00)
DET	3rd	McClay 13 pass from Schlichter (kick failed) (3:14)
TAM	3rd	Willis 37 pass from Gruden (Hickert kick) (5:58)
DET	3rd	Bojovic 46 FG (9:30)
TAM	3rd	Thomas 17 pass from Gruden (Hickert kick) (14:08)
DET	4th	Mullen 23 pass from Schlichter (kick failed) (0:50)
DET	4th	Anderson 1 run (pass failed) (13:40)
TAM	4th	Thomas 35 pass from Gruden (kick failed) (14:21)

PASSING

TAM	Gruden 36-20-3 298 (5 TDs).
DET	Schlichter 30-17-2 265 (4 TDs).

RECEIVING

TAM	Willis 6-124 (1 TD), Thomas 5-117 (4 TDs), Howard 1-3, Perkins 3-19, Bradford 1-6, Calip 3-19, Wright 1-10.
DET	Mullen 7-130 (2 TDs), McClay 2-22 (1 TD), LaFrance 4-69 (1 TD), Dixon 3-31, Anderson 1-13.

RUSHING

TAM	Gruden 4-10 (1 TD), Bradford 5-17 (1 TD), Perkins 1-3, Wright 2 (-2), Bowden 1 (-4).
DET	Rettig 3-14 (1 TD), Schlichter 3-3, Anderson 5-17 (1 TD).

RETURNS

TAM	Willis 2-36, Crawford 1-4, Thomas 2-27.
DET	LaFrance 6-115, McClay 1-12.

ARENA BOWL VII

JOE LOUIS ARENA: DETROIT, MI
AUGUST 21, 1993
ATTENDANCE: 12,989



TAMPA BAY STORM 51, DETROIT DRIVE 31

Two years after winning their first ArenaBowl championship, the Storm returned to Detroit in quest of their second world championship. And, this time, the outcome wasn't nearly as close. The Storm jumped out to a quick 10-0 first quarter lead and posted 20 points in the second quarter to deliver an early TKO to the Drive. Quarterback Jay Gruden was named Game MVP after completing 18-of-32 passes for 204 yards and three touchdowns. Les Barley, who in 1997 would become the league's all-time leading rusher, an honor which he still holds, rushed six times for 49 yards and a touchdown. In the game the Storm outgained the Drive, 307-214, in total offense and outrushed the Drive, 116-23.

Tampa Bay finished 12-3 in 1993. The 1993 ArenaBowl contest also marked the final game for the Detroit Drive after six magical seasons. The Drive advanced to the ArenaBowl game in every season, winning four times and losing twice, both times to Tampa Bay.

SCORE BY QTR	1	2	3	4	F
Tampa Bay Storm	10	20	7	14	51
Detroit Drive	0	17	7	7	31

SCORING SUMMARY

TAM	1st	Czyzewski 24 FG (8:25)
TAM	1st	Thomas 15 pass from Gruden (Czyzewski kick) (10:56)
DET	2nd	Langeloh 21 FG (0:46)
TAM	2nd	Czyzewski 47 FG (3:55)
TAM	2nd	Browner fumble recovery (Czyzewski kick) (5:49)
DET	2nd	LaFrance 27 pass from Renfroe (Langeloh kick) (7:38)
TAM	2nd	Field 18 pass from Gruden (Czyzewski kick) (12:38)
DET	2nd	Goode 2 pass from Renfroe (Langeloh kick) (14:03)
TAM	2nd	Czyzewski 26 FG (14:56)
TAM	3rd	Browner 9 pass from Byrd (Czyzewski kick) (8:55)
DET	3rd	Bell 34 pass from Renfroe (Langeloh kick) (10:25)
TAM	4th	Brown 7 pass from Gruden (Czyzewski kick) (1:29)
DET	4th	Burse 1 run (Langeloh kick) (5:24)
TAM	4th	Barley 4 run (Czyzewski kick) (11:12)

PASSING

TAM	Gruden 32-18-1 204 (3 TDs), Byrd 1-1-00-9 (1 TD).
DET	Renfroe 26-15-2 204 (3 TDs).

RECEIVING

TAM	Byrd 6-60, Brown 2-25 (1 TD), Bowden 2-18, Thomas 4-36 (1 TD), Mayes 2-31, Field 2-34 (1 TD), Browner 1-9 (1 TD).
DET	Bell 5-77 (1 TD), Langeloh 4-46, LaFrance 3-52 (1 TD), Clark 2-27, Goode 1-2 (1 TD).

RUSHING

TAM	Brown 3-18, Byrd 2-17, Field 1-2, Bowden 5-28, Barley 6-49 (1 TD), Mayes 1-2.
DET	Burse 8-21 (1 TD), Rettig 1-2.

RETURNS

TAM	Thomas 3-38, Mayes 1-3, Byrd 1-21.
DET	LaFrance 6-121, Bell 1-10.

ARENA BOWL IX

THUNDERDOME: ST. PETERSBURG, FL
SEPTEMBER 1, 1995
ATTENDANCE: 25,087 (LEAGUE RECORD)



TAMPA BAY 48, ORLANDO 35

The Storm dismissed arch-rival Orlando as first-year Head Coach Tim Marcum won his first championship in Tampa Bay. The game was also sweet to new owner Woody Kern, as the victory came one year to the day after his purchase of the Storm. Jay Gruden again was unstoppable in the championship game, tossing four touchdown passes and rushing for another score. George LaFrance, who joined the Storm after a successful stint with Marcum in Detroit, was named ArenaBowl MVP for the third time in his career after catching a pair of touchdown passes and returning a kickoff 57 yards for a third score. The Storm outscored the Predators 14-0 in the second quarter and played even with Orlando throughout the second half to hold on for their third championship in five seasons.

Tampa Bay finished the season at 13-2, including winning its final nine games. That streak would stretch through the middle of the 1996 season and balloon up to a league-record 17 straight wins.

SCORE BY QTR	1	2	3	4	F
Orlando Predators	15	0	7	13	35
Tampa Bay	15	14	6	13	51

SCORING SUMMARY

ORL	1st	Wagner 2 run (two-point conv.) (1:46)
TAM	1st	Thomas 10 pass from Gruden (two-point conv.) (6:21)
ORL	1st	Shell 4 pass from O'Hara (Bennett kick) (11:37)
TAM	1st	LaFrance 57 kickoff return (Cimadevilla kick) (12:37)
TAM	2nd	LaFrance 3 pass from Gruden (Cimadevilla kick) (5:57)
TAM	2nd	LaFrance 1 pass from Gruden (Cimadevilla kick) (14:57)
ORL	3rd	Wagner 3 MFG return (Bennett kick) (5:18)
TAM	3rd	Thomas 35 pass from Gruden (kick failed) (7:17)
ORL	4th	Fleming 14 run (Bennett kick) (3:44)
TAM	4th	Gruden 1 run (pass failed) (8:30)
TAM	4th	Sanders 47 INT return (Cimadevilla kick) (12:45)
ORL	4th	Wagner 3 pass from O'Hara (pass failed) (14:00)

PASSING

ORL	O'Hara 32-18-2 199 (2 TDs)
TAM	Gruden 30-18-2 209 (4 TDs)

RECEIVING

ORL	Shell 5-68 (1 TD), Wagner 2-7 (1 TD), Wright 5-52, Odom 1-4.
TAM	Thomas 7-127 (2 TDs), LaFrance 7-37 (2 TDs), Caesar 1-11, Bell 2-21, Perkins 1-13.

RUSHING

ORL	Fleming 3-24 (1 TD), Wagner 2-7 (1 TD), Odom 2(-1), O'Hara 3-0.
TAM	McKinnon 3-6, Jones 6-4, Gruden 1-1 (1 TD).

RETURNS

ORL	Wagner 1-1 (1 TD), Roberts 3-42, Wright 1-15.
TAM	LaFrance 4-111 (1 TD).

ARENA BOWL X

VETERANS MEMORIAL AUDITORIUM: DES MOINES, IA
AUGUST 26, 1996
ATTENDANCE: 11,411



TAMPA BAY 42, IOWA 38

The Storm defeated the Kurt Warner-led Iowa Barnstormers to claim their second straight ArenaBowl Championship and their fourth in six seasons in dramatic fashion. The game was voted as the greatest game in the history of the AFL. Iowa set or tied six ArenaBowl records but still could not overcome the Storm red zone defense. The Barnstormers had the ball 1st-and-goal on the goal line and failed to score. Iowa fumbled on first down, which moved the ball back to the three-yard line. Warner then had three attempts to toss it in for the score, but came up empty on each occasion and the Storm celebrated another world championship. Jay Gruden, playing in his final game as a Storm quarterback, threw five touchdowns, and Stevie Thomas claimed ArenaBowl MVP honors after catching two touchdown passes and returning an interception nine yards for a third score.

The 1996 season saw the Storm win 15 games, an Arena Football record. The Storm only lost twice in 1996, one of which snapped their league-record 17-game winning streak.

SCORE BY QTR	1	2	3	4	F
Tampa Bay Storm	13	15	7	7	42
Iowa Barnstormers	14	14	3	7	38

SCORING SUMMARY

TAM	1st	Rowland 12 pass from Gruden (Cimadevilla kick) (9:32)
IOW	1st	Spencer 16 pass from Warner (Black kick) (6:48)
IOW	1st	Cooper 30 pass from Warner (Black kick) (12:02)
TAM	1st	LaFrance 30 pass from Gruden (kick failed) (15:00)
IOW	2nd	Jacox 9 pass from Warner (Black kick) (10:46)
TAM	2nd	Thomas 35 pass from Gruden (two-point conv.) (10:59)
TAM	2nd	Thomas 9 INT return (Cimadevilla kick) (11:36)
IOW	2nd	Moran 1 run (Black kick) (14:49)
TAM	3rd	Caesar 21 pass from Gruden (Cimadevilla kick) (5:46)
IOW	3rd	Black 32 FG (14:57)
TAM	4th	Thomas 7 pass from Gruden (Cimadevilla kick) (3:05)
IOW	4th	Spencer 4 pass from Warner (Black kick) (7:38)

PASSING

TAM	Gruden 33-18-1 264 (5 TDs)
IOW	Warner 42-27-3 316 (4 TDs)

RECEIVING

TAM	LaFrance 4-63 (1 TD), Thomas 7-103 (2 TDs), Turner 2-27, Rowland 1-12 (1 TD), Worthman 1-18, McKinnon 1-5, Samuels 1-15, Caesar 1-21 (1 TD).
IOW	Jacox 6-71 (1 TD), Conley 10-91, Cooper 5-94 (1 TD), Spencer 3-26 (2 TDs), Jasper 3-34.

RUSHING

TAM	McKinnon 4-7, Jones 2-4, Thomas 1-2.
IOW	Moran 2-1 (1 TD), Jacox 1-1, Warner 4-7.

RETURNS

TAM	LaFrance 4-52.
IOW	Jacox 7-139.

ARENA BOWL XII

ICE PALACE, TAMPA, FL
AUGUST 23, 1998
ATTENDANCE: 17,222



ORLANDO 62, TAMPA BAY 31

Rick Hamilton rushed for an ArenaBowl record 82 yards and 3 touchdowns, and Chris Barber had three of Orlando's six interceptions as the Predators won their first ArenaBowl. Orlando had played in three of the previous 11 ArenaBowls, losing each of them. Tampa Bay lost its first ArenaBowl in five tries. Orlando led by seven at halftime before taking advantage of Tampa Bay turnovers to blow the game open with 23 straight points. Barry Wagner intercepted an errant pass from Peter Tom Willis to open the half, setting up Hamilton's 5-yard score. On the ensuing kickoff, George LaFrance fumbled the ball back into the end zone and got tackled by Webbie Burnett for a safety. Orlando took the free kick and drove 34 yards, ending with Hamilton's 10-yard run with 10:02 remaining. Wagner capped the rally with a 48-yard missed field goal return that gave Orlando a 47-17 lead with 5:25 remaining in the third quarter. The Predators intercepted Willis six times, including a 22-yard interception return by Damon Mason for a fourth-quarter touchdowwn. The Predators led 24-17 at halftime after dominating the second period behind two of Barber's interceptions. Trailing 14-10, Gruden elected for a fake field goal and backup quarterback Connell Maynor ran 3 yards to give Orlando a 17-14 lead at 7:47 remaining. After Bjorn Nittmo tied it with a 44-yard field goal, Hamilton turned a third-and-inches dive into an ArenaBowl record 36-yard touchdown run to put Orlando ahead for good.

SCORE BY QTR	1	2	3	4	FINAL
Orlando Predators	10	14	26	12	62
Tampa Bay Storm	14	3	8	6	31

SCORING SUMMARY

ORL	1st	Cool 23 FG (10:52)
TAM	1st	LaFrance 12 pass from Willis (Nittmo kick) (7:34)
ORL	1st	Gordon 23 pass from O'Hara (Cool kick) (4:16)
TAM	1st	LaFrance 9 pass from Willis (Nittmo kick) (0:31)
ORL	2nd	Maynor 3 run (Cool kick) (7:47)
TAM	2nd	Nittmo 44 FG (4:34)
ORL	2nd	Hamilton 36 run (Cool kick) (2:31)
ORL	3rd	Hamilton 5 run (Cool kick) (14:03)
ORL	3rd	Burnett safety (13:12)
ORL	3rd	Hamilton 10 run (Cool kick) (10:02)
ORL	3rd	Wagner 48 MFG return (Cool kick) (5:25)
TAM	3rd	LaFrance 7 pass from Willis (two-point conversion) (4:01)
ORL	3rd	Cool 20 FG (0:24)
ORL	4th	Mason 22 interception return (kick failed) (14:22)
TAM	4th	Thomas 8 pass from Willis (pass failed) (11:34)
ORL	4th	Gordon 8 kickoff return (kick failed) (10:46)

PASSING

ORL	O'Hara 8-25-1 114 (1 TD), TM 0-0-0-minus 7
TAM	Willis 16-31-6 213 (4 TDs)

RECEIVING

ORL	Wagner 3-47, Gordon 2-34 (1 TD), Law 2-24, Cooper 1-9
TAM	LaFrance 6-88 (3 TDs), Samuels 5-63, Thomas 2-29 (1 TD), Williams 2-23, Worthman 1-10

RUSHING

ORL	Hamilton 6-82 (3 TDs), Gordon 3-26, Hall 4-12, Maynor 1-3 (1 TD), Dorsey 1-3, Wagner 2-1.
TAM	Bowden 2-4, Barley 1-(-2)

RETURNS

ORL	Wagner 6-156 (1 TD), Gordon 2-14 (1 TD), McEntyre 1-0, Mason 1-22 (1 TD), Barber 3-22
TAM	LaFrance 6-82, Worthman 1-20, Harris 1-0

ARENA BOWL XVII

ST. PETE TIMES FORUM: TAMPA, FL
JUNE 22, 2003
ATTENDANCE: 20,496



TAMPA BAY 43, ARIZONA 29

Tampa Bay claimed their league-record fifth ArenaBowl Championship before 20,496 fans at the St. Pete Times Forum, the second largest ArenaBowl crowd ever and the largest football crowd ever at the St. Pete Times Forum. The Storm rode a pair of heroic performances to the victory, as Pat O'Hara came off the bench in the third quarter and completed 7-of-13 passes for 103 yards and two touchdowns. He also rushed for a three-yard score. Both of O'Hara's touchdown tosses went to Lawrence Samuels, who won his third ArenaBowl ring after catching five pass for 109 yards and three touchdowns, one of which was a 43-yard strike from O'Hara in the fourth quarter.

The Storm finished the season at 15-4 overall, tying the team record for single-season victories. The five ArenaBowl championships won by the Storm surpasses the four won by the Detroit Drive. The championship was the seventh won by Storm head coach Tim Marcum in 10 championship game appearances.

SCORE BY QTR	1	2	3	4	F
Arizona Rattlers	10	6	6	7	29
Tampa Bay Storm	14	9	7	13	43

SCORING SUMMARY

ARI	1st	Garner 36 FG (11:02)
TAM	1st	Samuels 33 pass from Kaleo (kick failed) (7:43)
ARI	1st	Bonner 1 run (Garner kick) (5:07)
TAM	1st	Proctor 1 run (two point conv.) (1:24)
TAM	2nd	Kinney 26 fumble return (kick failed) (12:52)
ARI	2nd	Kelly 8 run (kick failed) (7:53)
TAM	2nd	Stucker 23 FG (0:04)
TAM	3rd	Samuels 9 pass from Kaleo (Stucker kick) (7:26)
ARI	3rd	Bryant 3 pass from Bonner (kick failed) (2:38)
TAM	4th	Samuels 43 pass from Kaleo (Stucker kick) (14:54)
TAM	4th	O'Hara 3 run (kick failed) (10:39)
TAM	4th	Gatewood 3 pass from Bonner (Garner kick) (8:02)

PASSING

ARI	Bonner 31-15-1 164 (2 TDs).
TAM	Kaleo 13-8-0 136 (1 TD), O'Hara 13-7-0 103 (2 TDs).

RECEIVING

ARI	Gatewood 5-69 (1 TD), Bryant 4-53 (1 TD), Pace 4-25, Parker 1-9, Cooper 1-8.
TAM	Samuels 5-109 (3 TDs), Solomon 3-28, Dell 2-39, Toliver 2-34, Saunders 2-23, Crespina 1-6.

RUSHING

ARI	Kelly 5-31 (1 TD), Bonner 2-1 (1 TD), Pace 1-3, Trentadue 1-1.
TAM	White 5-7, Proctor 4-1 (1 TD), Kaleo 2-5, O'Hara 1-3, Saunders 1-0.

RETURNS

ARI	Lawson 5-136, Pace 1-22.
TAM	Solomon 3-36, Toliver 1-13.

ARENA BOWL XXIII

SPOKANE VETERANS ARENA: SPOKANE, WA
AUGUST 20, 2010
ATTENDANCE: 11,017



SPOKANE 69, TAMPA BAY 57

The Spokane Shock were crowned the 2010 ArenaBowl Champions after they defeated the Tampa Bay Storm 69-57 in front of 11,017 on Spokane Tribe Field. Tampa Bay struck pay dirt first with a three-yard rushing touchdown by FB Eric Ortiz. But Spokane fired right back with a touchdown of their own, thanks to a six-yard touchdown pass from QB Kyle Rowley to WR Huey Whittaker. Spokane's defense set the tone for the rest of the game on the Storm's second drive. DL Jeremy Geathers broke through Tampa Bay's offensive line and sacked QB Brett Dietz, forcing a fumble. DL Richard Clebert recovered the fumble and returned it 35 yards to put Spokane's offense in scoring position once again. Two plays later, Rowley found WR Markee White for a five-yard touchdown reception.

White continued to go on an offensive tear, leading the team with nine receptions for 99 yards with four touchdowns. Whittaker shared the spotlight, scoring four touchdowns, and recorded eight receptions for 82 yards. Rowley finished the game completing 75% of his passes for 237 yards and nine touchdowns (an ArenaBowl record) with no interceptions and was named the MVP.

Dietz finished the game completing 73% of his passes for 306 yards with four touchdowns. DB Mervin Brookins and DB Travis Williams each recorded an interception against Dietz. The Storm's receiving corps was led by WR Hank Edwards, who recorded a game-high 11 receptions for 132 yards. WR Tyrone Timmons was second on the team with eight receptions for 107 yards.

SCORE BY QTR	1	2	3	4	F
Tampa Bay Storm	7	21	7	22	57
Spokane Shock	6	28	14	21	69

SCORING SUMMARY

TAM	1st	Ortiz 3 run (Rivas kick) (8:16)
SPK	1st	Whittaker 7 pass from Rowley (kick blocked) (0:00)
SPK	2nd	White 4 pass from Rowley (Rowan good)
SPK	2nd	White 4 pass from Rowley (Rowan good)
TAM	2nd	Ortiz 1 run (Rivas good)
SPK	2nd	White 15 pass from Rowley (Rowan good)
TAM	2nd	Rubin 7 pass from Dietz (Rivas good)
TAM	2nd	Royal 6 run (Rivas good)
SPK	2nd	White 22 pass from Rowley (Rowan good)
SPK	3rd	Rowley 1 run (Rowan good)
SPK	3rd	Whittaker 20 pass from Rowley (Rowan good)
TAM	3rd	Ortiz 5 run (Rivas good)
SPK	4th	Whittaker 13 pass from Rowley (Rowan good)
TAM	4th	Timmons 19 pass from Dietz (Rivas miss)
SPK	4th	Ta'Amu 4 pass from Rowley (Rowan good)
TAM	4th	Edwards 8 pass from Dietz (Timmons catch)
SPK	4th	Whittaker 4 pass from Rowley (Rowan good)
TAM	4th	Edwards 7 pass from Dietz (Ortiz rush)

PASSING

TAM	Dietz 40-29-2 306 (4 TDs)
SPK	Rowley 32-24-0 237 (9 TD)

RECEIVING

TAM	Edwards 11-132 (2 TD), Timmons 8-107 (1 TD), Rubin 7-57 (1 TD), Kaleita 1-5, Robinson 1-4
SPK	White 9-99 (4 TD), Whittaker 8-82 (4 TD), Orton 6-52, Ta'amu 1-4 (1 TD)

RUSHING

TAM	Ortiz 3-9 (3 TD), Royal 2-7 (1 TD)
SPK	Rowley 4-5(1TD)

RETURNS

TAM	Robinson 9-119,
SPK	Brookins 2-49, Sammons 1-19

INDIVIDUAL SINGLE-GAME POSTSEASON RECORDS

POINTS SCORED

For the Storm 38, James Bowden vs. Milwaukee, 7/29/00
Against the Storm 42, TT Toliver vs. Orlando 8/14/10

TOUCHDOWNS SCORED

For the Storm 6, Lynn Bowden vs. Milwaukee, 7/29/00
Against the Storm 7, TT Toliver vs. Orlando 8/14/10

RUSHES ATTEMPTED

For the Storm 11, Andre Bowden vs. Orlando, 8/14/93
Against the Storm 8, Tony Burse, Detroit, 8/21/93

RUSHING YARDS

For the Storm 52, Robert Lyles vs. Massachusetts, 8/22/94
Against the Storm 82, Rick Hamilton, Orlando, 8/23/98

TOUCHDOWNS RUSHING

For the Storm 3, Lynn Bradford vs. Denver, 8/10/91;
Eric Ortiz at Spokane 8/20/10
Against the Storm 3, Rick Hamilton, Orlando, 8/23/98

LONGEST RUSH

For the Storm 41, Robert Lyles vs. Massachusetts, 8/22/94
Against the Storm 36, Rick Hamilton, Orlando, 8/23/98

PASSES ATTEMPTED

For the Storm 46, Brett Dietz vs. Orlando, 8/14/10
Against the Storm 46, Rickey Foggie, New Jersey, 8/14/98

PASSES COMPLETED

For the Storm 29, Brett Dietz at Spokane 8/20/10
Against the Storm 28, Bernard Morris at Jacksonville 8/3/13

YARDS GAINED PASSING

For the Storm 318, Shane Stafford at San Jose, 6/5/04
Against the Storm 341, Jay Gruden, Orlando, 6/07/03

PASS COMPLETION PERCENTAGE

For the Storm 81.3%, Jay Gruden vs. Denver, 8/10/91
Against the Storm 75.8%, Andy Kelly, Detroit, 5/31/03

TOUCHDOWN PASSES

For the Storm 7, Jay Gruden vs. Mass., 8/20/94, vs. Arizona, 8/16/96;
John Kaleo vs. Milwaukee, 7/29/00;
Shane Stafford at Los Angeles, 7/27/02, at San Jose, 6/5/04;
Brett Dietz at Tulsa 8/7/10 and vs. Orlando 8/14/10;
Shane Boyd at Jacksonville 8/3/13
Against the Storm 9, Nick Hill vs. Orlando 8/14/10;
Kyle Rowley at Spokane 8/20/10

LONGEST PASS

For the Storm 46, Gruden to Mayes vs. Cincinnati, 8/8/92
Against the Storm 48, Gruden to McGriff, Orlando, 6/7/03

INTERCEPTIONS THROWN

For the Storm 6, Peter Tom Willis vs. Orlando, 8/23/98
Against the Storm 3, Kurt Warner, Iowa, 8/26/96;
Tony Graziani, Los Angeles, 7/27/02;
Justin Allgood at Tulsa 8/7/10

RECEPTIONS

For the Storm 11, James Bowden vs. Indiana, 8/5/01;
Lawrence Samuels at San Jose, 6/5/04, vs. Columbus 6/30/07;
Hank Edwards at Spokane 8/20/10
Against the Storm 14, Alvin Ashley, New Jersey, 8/14/98

YARDS RECEIVING

For the Storm 155, George LaFrance vs. Arizona, 8/16/98
Against the Storm 165, TT Toliver, vs. Orlando, 8/14/10

TOUCHDOWNS RECEIVING

For the Storm 5, George LaFrance vs. Arizona, 8/16/98
Against the Storm 4, Andre Langley, Massachusetts, 8/22/94;
Calvin Schexnayder, Arizona, 8/16/97

FIELD GOALS ATTEMPTED

For the Storm 6, Donald Igwebuikwe at Orlando, 8/15/92
Against the Storm 8, Jorge Cimahevilla, Orlando, 8/14/93

FIELD GOALS MADE

For the Storm 4, Rich Fall at Arizona, 8/16/97
Against the Storm 4, Brian Lee, Memphis, 8/12/95

EXTRA POINTS ATTEMPTED

For the Storm 9, Pete Elezovic at Los Angeles, 7/27/02
Against the Storm 10, Taylor Rowan at Spokane 8/20/10

EXTRA POINTS MADE

For the Storm 9, Pete Elezovic at Los Angeles, 7/27/02
Against the Storm 9, Taylor Rowan at Spokane 8/20/10

POINTS SCORED, KICKING

For the Storm 16, Rich Fall at Arizona, 8/16/97
Against the Storm 15, Jorge Cimahevilla, Orlando, 8/14/93

KICKOFF RETURNS

For the Storm 9, James Bowden vs. Indiana, 8/5/01; Sedrick Robinson at Spokane 8/20/10
Against the Storm 9, Josh Bush vs. Orlando 8/14/20

KICKOFF RETURN YARDAGE

For the Storm 203, James Bowden vs. Indiana, 8/5/01
Against the Storm 192, Hunkie Cooper, Arizona, 8/16/97

LONGEST KICKOFF RETURN

For the Storm 57, George LaFrance vs. Orlando, 9/1/95
Against the Storm 57, Ron Carpenter, Detroit, 5/31/03

COMBINED RETURN YARDS

For the Storm 207, George LaFrance vs. Memphis, 8/12/95
Against the Storm 258, Lamont Cooper, Milwaukee, 7/29/00

ALL-PURPOSE YARDS

For the Storm 302, James Bowden vs. Indiana, 8/5/01
Against the Storm 347, Lamont Cooper, Milwaukee, 7/29/00

MISSED FG RETURNS

For the Storm 2 by several players
Against the Storm 2, Herkie Walls, Orlando, 8/15/92;
Troy Bergeron, Georgia, 5/29/05

MISSED FG RETURN YARDAGE

For the Storm 45, George LaFrance vs. Memphis, 8/12/95
Against the Storm 67, Troy Bergeron, Georgia, 5/29/05

LONGEST MISSED FG RETURN

For the Storm 45, George LaFrance vs. Memphis, 8/12/95
Against the Storm 56, Troy Bergeron, Georgia, 5/29/05

TOTAL TACKLES

For the Storm 12, Antoine Worthman vs. Milwaukee, 7/29/00
Against the Storm 15, Barry Wagner, Orlando, 8/15/92

SACKS

For the Storm 2, Keith Browner vs. Denver, 8/10/91 and vs. Cincinnati, 8/8/92
Against the Storm 2, Jon McCall, Detroit, 5/31/03;
James Goode, Detroit, 8/21/93

INTERCEPTIONS

For the Storm 3, Jo Jo Heath, vs. Denver, 8/12/89
Against the Storm 3, Chris Barber, Orlando, 8/23/99

INTERCEPTION YARDAGE

For the Storm 47, Tracy Sanders vs. Orlando, 9/1/95
Against the Storm 73, Jay Jones, Indiana, 8/5/01

LONGEST INTERCEPTION RETURN

For the Storm 47, Tracy Sanders vs. Orlando, 9/1/95
Against the Storm 50, BJ Barre, Columbus, 6/30/07

TEAM POSTSEASON RECORDS

THE MOST

Points Scored, Game	72, vs. Milwaukee, 7/29/00
Points Allowed, Game	69, two times at Spokane, 8/20/10 at Jacksonville, 8/3/13
Points Scored, Both Teams	136, vs. Milwaukee 7/29/00 (72-64, W)
Margin of Victory	30, at Tulsa, 8/7/10 (68-38)
Margin of Defeat	37, vs. Indiana, 8/5/01 (31-68)
First Downs, Game	29, vs. Columbus, 6/30/07
First Downs Allowed, Game	25, at Jacksonville, 8/3/13
Total Yards, Game	392, vs. Milwaukee, 7/29/00
Total Yards Allowed, Game	354, at Jacksonville, 8/3/13
Rush Yards, Game	116, at Detroit, 8/21/93
Rush Yards Allowed, Game	127, vs. Orlando, 8/23/99
Pass Yards, Game	312, vs. Albany, 8/18/95
Pass Yards Allowed, Game	330, vs. Orlando, 6/7/03
Pass Attempts, Game	46, vs. Orlando, 8/14/10
Pass Attempts Allowed, Game	47, vs. New Jersey, 8/14/98
Pass Completions, Game	29, at Spokane, 8/20/10
Pass Completions Allowed, Game	28, at Jacksonville, 8/3/13
Points scored in 1st Quarter	21, two times, at Los Angeles, 7/27/02; vs. San Jose, 8/8/98
Points allowed in 1st Quarter	15, vs. Orlando, 9/1/95
Points scored in 2nd Quarter	28, at Orlando, 8/14/93
Points allowed in 2nd Quarter	28, at Spokane, 8/20/10
Points scored by halftime	38, at Los Angeles, 7/27/02
Points allowed by halftime	35, Columbus, 6/30/07
Points scored in 3rd Quarter	21, vs. Albany, 8/6/93
Points allowed in 3rd Quarter	26, vs. Orlando, 8/23/98
Points scored through 3 quarters	54, at Tulsa, 8/7/10
Points allowed through 3 quarters	50, vs. Orlando, 8/23/98
Points scored in 4th Quarter	27, at San Jose, 6/5/04
Points allowed in 4th Quarter	36, at Jacksonville, 8/1/13

THE LEAST

Points Scored, Game	19, vs. Orlando, 8/7/99
Points Allowed, Game	13, vs. Denver, 8/10/91
Points Scored, Both Teams	45, at Orlando 8/15/92 (21-24, L)
Margin of Victory	1, two times vs. Orlando, 8/14/10 (63-62); vs. Arizona, 8/16/96 (55-54)
Margin of Defeat	1, Columbus, 6/30/07
First Downs, Game	12, vs. Orlando, 8/23/99
First Downs Allowed, Game	9, vs. Anaheim, 8/9/96
Total Yards, Game	213, vs. Orlando, 6/7/03
Total Yards Allowed, Game	126, vs. Anaheim, 8/9/96
Rush Yards, Game	-5, vs. Arizona, 8/16/96
Rush Yards Allowed, Game	-11, at Nashville, 8/10/97
Pass Yards, Game	191, at Detroit, 8/21/93
Pass Yards Allowed, Game	107, Orlando, 8/7/99
Pass Attempts, Game	16, vs. Denver, 8/10/91
Pass Attempts Allowed, Game	26, two times, at Detroit, 8/21/93; vs. Columbus, 6/30/07
Pass Completions, Game	13, two times, vs. Denver, 8/10/91; vs. Albany, 8/6/93
Pass Completions Allowed, Game	8, Orlando, 8/23/98
Points scored in 1st Quarter	0, two times
Points allowed in 1st Quarter	0, four times
Points scored in 2nd Quarter	0, at San Jose, 6/5/04
Points allowed in 2nd Quarter	0, four times
Points scored by halftime	3, at Orlando, 8/15/92
Points allowed by halftime	0, Orlando, 8/7/99
Points scored in 3rd Quarter	0, four times
Points allowed in 3rd Quarter	0, two times, at Los Angeles, 7/27/02; vs. Albany, 8/18/95
Points scored through 3 quarters	10, at Orlando, 8/15/92
Points allowed through 3 quarters	12, at Orlando, 8/15/92
Points scored in 4th Quarter	0, vs. Albany, 8/6/93
Points allowed in 4th Quarter	0, three times

STORM SITUATIONALS IN THE PLAYOFFS

20-12 WHEN...

	LEADING	TRAILING	TIED	
1st quarter	14-4	6-11	3-2	May: 1-1
Halftime	20-4	2-12	1-1	June: 2-2
3rd quarter	20-3	2-12	1-2	July: 2-1
				August: 17-13
				September: 1-0

TAMPA BAY

Scores first: 10-6	Thursday: 0-1
More total yards: 19-9	Friday: 7-3
More passing yards: 15-13	Saturday: 12-9
More rushing yards: 15-3	Sunday: 2-3
More turnovers: 4-12	Monday: 2-1

OPPONENT

Scores first: 13-11	Current teams: 11-10
More or same total yards: 4-8	Defunct teams: 12-7
More or same passing yards: 8-4	Games decided by 20+ points: 4-5
More or same rushing yards: 8-14	Games decided by 3 points or less: 5-3
More or same Turnovers: 19-5	Storm hold opponents under 30 points: 3-1
Home: 14-5	Storm hold opponents under 20 points: 2-0
Away: 8-12	Storm held under 40 points: 2-9
Neutral: 1-0	Storm held to 30 points or less: 1-7
Overtime: 0-2	

STORM PLAYOFF RECORD WHEN (ALL-TIME)

TAMPA BAY HAS...		OPPONENT HAS...
2-4	300-yd passer	4-1
7-1	30-yd rusher	3-4
13-8	100-yd receiver	9-6
2-0	Two 30-yd rushers	0-0
2-2	Two 100-yd receivers	0-1
2-3	300 or more team pass yards	2-1
4-1	50 or more team rush yards	1-3
6-1	score 60 or more points	5-3
13-5	score 50 or more points	9-5
21-8	score 40 or more points	17-8

STORM PLAYOFF CAREER LEADERS

GAMES PLAYED		
1.	Samuels, Lawrence	22
2.	Bowden, Andre	18
2.	Perkins, Tracey	18
2.	Thomas, Stevie	18
5.	Gruden, Jay	14
6.	LaFrance, George	12
7.	Dowden, Corey	11
8.	Rowland, Lynn	10
8.	Worthman, Antoine	10
10.	Barley, Les	9

PASSING TOUCHDOWNS		
1.	Gruden, Jay	52
2.	Dietz, Brett	24
3.	Kaleo, John	23
4.	Stafford, Shane	23
4.	Willis, Peter Tom	22
6.	Boyd, Shane	7
7.	Folmar, Brendan	7
7.	Totten, Willie	6
8.	Hohensee, Mike	2
9.	O'Hara, Pat	2

RUSHING ATTEMPTS		
1.	Bowden, Andre	72
2.	McKinnon, Cedric	34
3.	Barley, Les	30
4.	Jones, Tony	19
5.	Proctor, Basil	18
6.	White, David	15
7.	Gruden, Jay	14
8.	Bradford, Lynn	13
8.	Landry, Doug	13
10.	Royal, Terrence	12
11.	Stafford, Shane	11

RUSHING YARDAGE		
1.	Bowden, Andre	202
2.	Barley, Les	153
3.	McKinnon, Cedric	94
4.	Landry, Doug	57
5.	Bradford, Lynn	54
6.	Lyles, Robert	52
7.	Proctor, Basil	44
8.	Bowden, James	38
9.	Pearson, Travis	35
10.	Brown, Eddie	29

RUSHING TOUCHDOWNS		
1.	Barley, Les	7
1.	McKinnon, Cedric	7
3.	Bowden, Andre	6
4.	Ortiz, Eric	5
4.	Proctor, Basil	5
6.	Bradford, Lynn	4
7.	Royal, Terrence	3
7.	Gruden, Jay	3
7.	Landry, Doug	3
7.	Stafford, Shane	3

PASSING ATTEMPTS		
1.	Gruden, Jay	426
2.	Willis, Peter Tom	196
3.	Dietz, Brett	157
4.	Kaleo, John	150
5.	Stafford, Shane	148
6.	Folmar, Brendan	68
7.	Totten, Willie	62
8.	Hohensee, Mike	47
9.	Boyd, Shane	33
10.	O'Hara, Pat	13

PASSING COMPLETIONS		
1.	Gruden, Jay	253
2.	Willis, Peter Tom	114
3.	Dietz, Brett	103
4.	Kaleo, John	95
5.	Stafford, Shane	83
6.	Folmar, Brendan	40
7.	Totten, Willie	35
8.	Hohensee, Mike	23
9.	Boyd, Shane	17
10.	O'Hara, Pat	7

PASSING YARDAGE		
1.	Gruden, Jay	3,396
2.	Willis, Peter Tom	1,449
3.	Kaleo, John	1,304
4.	Stafford, Shane	1,233
5.	Dietz, Brett	1,150
6.	Folmar, Brendan	388
7.	Totten, Willie	350
8.	Boyd, Shane	282
9.	Hohensee, Mike	256
10.	O'Hara, Pat	103

ALL-PURPOSE YARDAGE		
1.	LaFrance, George	2,069
2.	Thomas, Stevie	1,739
3.	Samuels, Lawrence	1,146
4.	Bowden, James	765
5.	Toliver, T.T.	584
6.	Solomon, Freddie	524
7.	Robinson, Sedrick	411
8.	Saunders, David	378
9.	Byrd, Bobby	341
10.	Edwards, Hank	305
11.	Brown, Eddie	292
12.	Mayes, Jeff	289

POINTS SCORED		
1.	LaFrance, George	170
2.	Thomas, Stevie	156
3.	Samuels, Lawrence	108
4.	Solomon, Freddie	62
5.	Saunders, David	58
6.	Cimadavilla, Jorge	46
7.	Timmons, Tyrone	44
8.	Dell, Cliff	44
8.	Totten, Willie	44
7.	Bowden, James	44
7.	McKinnon, Cedric	44
11.	Ortiz, Eric	38
11.	Bowden, Andre	38

TOUCHDOWNS SCORED		
1.	LaFrance, George	28
2.	Thomas, Stevie	25
3.	Samuels, Lawrence	18
4.	Solomon, Freddie	10
5.	Saunders, David	9
6.	Timmons, Tyrone	9
6.	Barley, Les	7
6.	Bowden, James	7
6.	McKinnon, Cedric	7
10.	4 tied - Last: Ortiz, E	6

TACKLES		
1.	Perkins, Tracey	73.0
2.	Dowden, Corey	52.0
3.	Samuels, Lawrence	51.0
4.	Worthman, Antoine	38.0
5.	Harris, Johnnie	37.0
5.	Sanders, Tracy	37.0
7.	Bowden, Andre	35.0
8.	Brown, Eddie	28.0
9.	Toliver, T.T.	20.0
10.	2 tied	17.0

FORCED FUMBLES		
1.	Bowden, Andre	3
1.	Wires, Nyle	3
3.	Cohen, B.J.	2
3.	Conner, Darion	2
3.	Samuels, Lawrence	2
6.	12 tied	1

INTERCEPTIONS BY		
1.	Heath, Jo Jo	5
1.	Samuels, Lawrence	5
3.	Harris, Johnnie	4
3.	Perkins, Tracey	4
5.	Toliver, T.T.	3
6.	7 tied - Last: McIntosh, E	2

OPP. FUMBLE RECOVERIES		
1.	Roberts, R.J.	2
1.	Bowden, Andre	2
1.	Samuels, Lawrence	2
1.	Saunders, David	2
4.	18 tied	1

RECEIVING YARDAGE		
1.	Thomas, Stevie	1,386
2.	Samuels, Lawrence	1,108
3.	LaFrance, George	1,005
4.	Solomon, Freddie	370
5.	Saunders, David	341
6.	Edwards, Hank	305
7.	Mayes, Jeff	283
8.	Byrd, Bobby	243
9.	Bowden, James	241
10.	Rubin, DeAndrew	239
11.	Wilson, Charles	210
12.	Timmons, Tyrone	210
13.	Dell, Cliff	203

RECEIVING TOUCHDOWNS		
1.	LaFrance, George	27
2.	Thomas, Stevie	22
3.	Samuels, Lawrence	15
4.	Solomon, Freddie	10
5.	Timmons, Tyrone	10
5.	Saunders, David	7
7.	Saunders, Hank	5
7.	Bowden, James	5
8.	Rubin, DeAndrew	4
9.	Byrd, Bobby	4
9.	Dawkins, Julius	4
9.	Worthman, Antoine	4
9.	Toliver, T.T.	4
9.	Harris, Johnnie	4

SACKS		
1.	Bowden, Andre	5.0
2.	Browner, Keith	4.5
3.	Dimitrenko, Scott	3.5
4.	Walls, Craig	2.5
5.	8 tied	2.0

PASS BREAKUPS		
1.	Perkins, Tracey	26
2.	Dowden, Corey	12
3.	Harris, Johnnie	9
3.	Worthman, Antoine	9
5.	Sanders, Tracy	8
6.	Samuels, Lawrence	7
7.	McIntosh, Erick	5
7.	12 tied - Last: Hawthorne, M.	3

STORM PLAYOFF GAME LEADERS

ATTEMPTS	NAME	DATE	OPPONENT
1.	46	Brett Dietz	8/14/10
2.	43	Peter Tom Willis	8/7/99
2.	43	Shane Stafford	6/5/04
4.	40	Brett Dietz	8/20/10
5.	40	Brett Dietz	6/30/07
6.	39	Shane Stafford	8/18/99
7.	38	Peter Tom Willis	8/16/97
8.	37	Jay Gruden	8/18/95
9.	36	Mike Hohensee	8/1/87
9.	36	Willie Totten	8/18/89
9.	36	Jay Gruden	8/17/91
9.	36	Jay Gruden	8/14/93
13.	35	Jay Gruden	8/9/96

COMPLETIONS	NAME	DATE	OPPONENT
1.	29	Brett Dietz	8/20/10
2.	27	Brett Dietz	6/30/07
3.	25	Shane Stafford	6/5/04
4.	24	Brett Dietz	8/14/10
4.	24	Jay Gruden	8/14/93
6.	23	Brett Dietz	8/7/10
6.	23	Jay Gruden	8/18/95
8.	22	Shane Stafford	7/27/02
8.	22	John Kaleo	7/29/00
10.	21	Peter Tom Willis	8/7/99
10.	21	Peter Tom Willis	8/16/97
12.	20	Jay Gruden	8/17/91
12.	20	John Kaleo	5/31/03
14.	19	Willie Totten	8/18/89

PASSING YARDS	NAME	DATE	OPPONENT
1.	318	Shane Stafford	6/5/04
2.	315	Brett Dietz	6/30/07
3.	309	Jay Gruden	8/18/95
4.	307	John Kaleo	7/29/00
5.	306	Brett Dietz	8/20/10
6.	304	Shane Stafford	5/29/05
7.	298	Shane Stafford	7/27/02
7.	298	Jay Gruden	8/17/91
9.	282	Shane Boyd	8/3/13
9.	278	Jay Gruden	8/16/96
11.	277	Peter Tom Willis	8/16/97

PASSING TDS	NAME	DATE	OPPONENT
1.	7	Shane Boyd	8/3/13
1.	7	Brett Dietz	8/14/10
1.	7	Brett Dietz	8/7/10
1.	7	Jay Gruden	8/20/94
1.	7	Jay Gruden	8/16/96
1.	7	John Kaleo	7/29/00
1.	7	Shane Stafford	7/27/02
1.	7	Shane Stafford	6/5/04
8.	6	Peter Tom Willis	8/8/98
8.	6	John Kaleo	5/31/03
8.	6	Brett Dietz	6/30/07
11.	5	Willie Totten	8/12/89
11.	5	Jay Gruden	8/17/91
11.	5	Jay Gruden	8/26/96
11.	5	John Kaleo	6/7/03

INTS THROWN	NAME	DATE	OPPONENT
1.	6	Peter Tom Willis	8/23/98
2.	3	Mike Hohensee	8/1/87
2.	3	Brendan Folmar	8/6/90
2.	3	Jay Gruden	8/17/91
2.	3	Jay Gruden	8/16/96
2.	3	Peter Tom Willis	8/7/99
2.	3	John Kaleo	8/5/01
8.	2	Brett Dietz	8/20/10
8.	2	Brett Dietz	8/14/10
8.	2	Shane Stafford	5/29/05
8.	2	John Kaleo	8/3/00
8.	2	Peter Tom Willis	8/16/97
8.	2	Jay Gruden	8/26/96
8.	2	Jay Gruden	8/9/96
8.	2	Jay Gruden	8/19/95
8.	2	Jay Gruden	8/20/94
8.	2	Jay Gruden	8/8/92
8.	2	Brendan Folmar	7/22/88

RECEPTIONS	NAME	DATE	OPPONENT
1.	11	Hank Edwards	8/20/10
1.	11	Lawrence Samuels	6/30/07
1.	11	Lawrence Samuels	6/5/04
1.	11	James Bowden	8/5/01
5.	10	DeAndrew Rubin	8/14/10
5.	10	Charles Wilson	8/7/95
5.	10	Brian Gardner	8/18/89
8.	9	Terrill Shaw	6/30/07
8.	9	George LaFrance	8/14/98
8.	9	George LaFrance	8/18/95
11.	8	Tyrone Timmons	8/20/10
11.	8	Freddie Solomon	5/31/03
11.	8	Lawrence Samuels	8/16/97
11.	8	George LaFrance	8/16/96
11.	8	Stevie Thomas	8/18/95
11.	8	Russell Hairston	8/1/87

RECEIVING YARDS	NAME	DATE	OPPONENT
1.	155	George LaFrance	8/16/96
2.	141	Freddie Solomon	5/31/03
3.	140	Lawrence Samuels	6/5/04
4.	132	Hank Edwards	8/20/10
5.	129	Charles Wilson	8/7/95
6.	128	George LaFrance	8/18/95
7.	127	Stevie Thomas	9/1/95
7.	127	Stevie Thomas	8/9/91
9.	124	Darren Willis	8/17/91
10.	117	George LaFrance	8/14/98
10.	117	George LaFrance	8/8/98
10.	117	Stevie Thomas	8/17/91

RECEIVING TDS	NAME	DATE	OPPONENT
1.	5	George LaFrance	8/16/96
2.	4	Terrill Shaw	6/30/07
2.	4	James Bowden	7/29/00
2.	4	Stevie Thomas	8/17/91
5.	3	Joe Hillis	8/2/13
5.	3	Tyrone Timmons	8/14/10
5.	3	Tyrone Timmons	8/14/10
5.	3	Freddie Solomon	6/5/04
5.	3	Lawrence Samuels	6/22/03
5.	3	Freddie Solomon	5/31/03
5.	3	George LaFrance	8/23/98
5.	3	George LaFrance	8/14/98
5.	3	George LaFrance	8/8/98
5.	3	George LaFrance	8/10/97
5.	3	Stevie Thomas	8/9/91
5.	3	Julius Dawkins	7/22/88

RUSH ATTEMPTS	NAME	DATE	OPPONENT
1.	11	Andre Bowden	8/14/93
2.	10	Doug Landry	8/15/92
3.	8	Les Barley	8/10/97
3.	8	Cedric McKinnon	8/21/95
3.	8	Lynn Bradford	8/9/91
6.	7	Terrence Royal	8/14/10
6.	7	Andre Bowden	8/16/97
6.	7	Cedric McKinnon	8/18/95
6.	7	Mike Hohensee	8/1/87
9.	6	Basil Procter	7/27/02
9.	6	Andre Bowden	8/3/00
9.	6	Andre Bowden	8/14/98
9.	6	Tony Jones	9/1/95
9.	6	Tony Jones	8/18/95
9.	6	Les Barley	8/21/93
9.	6	Andre Bowden	8/6/93

RUSH YARDS	NAME	DATE	OPPONENT
1.	52	Robert Lyles	8/20/94
2.	50	Doug Landry	8/15/92
3.	49	Les Barley	8/21/93
4.	45	Les Barley	8/10/97
5.	38	Andre Bowden	8/14/93
6.	37	James Bowden	7/29/00
6.	37	Lynn Bradford	8/9/91
8.	35	Andre Bowden	8/14/98
8.	35	Travis Pearson	8/20/94
10.	34	Cedric McKinnon	8/18/95

NOTE: * ArenaBow!

PLAYOFFS

RUSH YDS	NAME	DATE	OPPONENT
1. 3	Eric Ortiz	8/20/10	at Spokane*
1. 3	Lynn Bradford	8/10/91	at Denver
2. 2	Shane Stafford	5/29/05	at Georgia
2. 2	Basil Proctor	6/7/03	vs. Orlando
2. 2	Cedric McKinnon	7/29/00	vs. Milwaukee
2. 2	James Bowden	7/29/00	vs. Milwaukee
2. 2	Andre Bowden	8/14/98	vs. New Jersey
2. 2	Les Barley	8/8/98	vs. San Jose
2. 2	Les Barley	8/10/97	at Nashville
2. 2	Cedric McKinnon	8/18/95	vs. Albany
2. 2	Cedric McKinnon	8/12/95	vs. Memphis
2. 2	Doug Landry	8/15/92	at Orlando (OT)

ALL-PURPOSE YDS	NAME	DATE	OPPONENT
1. 304	James Bowden	8/5/01	vs. Indiana
2. 292	James Bowden	7/29/00	vs. Milwaukee
3. 271	George LaFrance	8/18/95	vs. Albany
4. 253	George LaFrance	8/12/95	vs. Memphis
5. 252	George LaFrance	8/16/96	vs. Arizona
6. 206	Sedrick Robinson	8/7/10	at Tulsa
7. 197	Stevie Thomas	8/8/92	vs. Cincinnati
8. 186	George LaFrance	8/8/98	vs. San Jose
9. 172	George LaFrance	8/23/98	vs. Orlando*
10. 169	James Bowden	8/3/00	at Orlando
11. 167	George LaFrance	8/20/94	at Massachusetts

POINTS	NAME	DATE	OPPONENT
1. 38	James Bowden	7/29/00	vs. Milwaukee
2. 30	George LaFrance	8/16/96	vs. Arizona
3. 24	Terrill Shaw	6/30/07	vs. Columbus
3. 24	Stevie Thomas	8/17/91	at Detroit*
5. 18	Joe Hills	8/3/13	at Jacksonville
5. 18	Eric Ortiz	8/20/10	at Spokane*
5. 18	Tyrone Timmons	8/14/10	vs. Orlando
5. 18	Tyrone Timmons	8/7/10	at Tulsa
5. 18	Eric Ortiz	8/7/10	at Tulsa
5. 18	Freddie Solomon	6/5/04	at San Jose
5. 18	Lawrence Samuels	6/22/03	vs. Arizona*
5. 18	T.T. Toliver	6/7/03	vs. Orlando
5. 18	Freddie Solomon	5/31/03	vs. Detroit
5. 18	Lawrence Samuels	8/3/02	at San Jose
5. 18	George LaFrance	8/23/98	vs. Orlando
5. 18	George LaFrance	8/14/98	vs. New Jersey
5. 18	George LaFrance	8/8/98	vs. San Jose
5. 18	George LaFrance	8/10/97	at Nashville
5. 18	Stevie Thomas	8/28/96	at Iowa*
5. 18	George LaFrance	9/1/95	vs. Orlando*
5. 18	Bobby Byrd	8/20/94	at Massachusetts
5. 18	Stevie Thomas	8/9/91	at Denver
5. 18	Lynn Bradford	8/9/91	at Denver
5. 18	Julius Dawkins	7/22/88	at Detroit

TOUCHDOWNS	NAME	DATE	OPPONENT
1. 6	James Bowden	7/29/00	vs. Milwaukee
2. 5	George LaFrance	8/16/96	vs. Arizona
3. 4	Terrill Shaw	6/30/07	vs. Columbus
3. 4	Stevie Thomas	8/17/91	at Detroit*
5. 3	Joe Hills	8/3/13	at Jacksonville
5. 3	Eric Ortiz	8/20/10	at Spokane*
5. 3	Tyrone Timmons	8/14/10	vs. Orlando
5. 3	Tyrone Timmons	8/7/10	at Tulsa
5. 3	Eric Ortiz	8/7/10	at Tulsa
5. 3	Freddie Solomon	6/5/2004	at San Jose
5. 3	Lawrence Samuels	6/22/03	vs. Arizona*
5. 3	T.T. Toliver	6/7/03	vs. Orlando
5. 3	Freddie Solomon	5/31/03	vs. Detroit
5. 3	Lawrence Samuels	8/3/02	at San Jose
5. 3	George LaFrance	8/23/98	vs. Orlando*
5. 3	George LaFrance	8/14/98	vs. New Jersey
5. 3	George LaFrance	8/8/98	vs. San Jose
5. 3	George LaFrance	8/10/97	at Nashville
5. 3	Stevie Thomas	8/26/96	at Iowa*
5. 3	George LaFrance	9/1/95	vs. Orlando*
5. 3	Bobby Byrd	8/20/94	at Massachusetts
5. 3	Stevie Thomas	8/9/91	at Denver
5. 3	Lynn Bradford	8/9/91	at Denver
5. 3	Julius Dawkins	7/22/88	at Detroit

INTERCEPTIONS	NAME	DATE	OPPONENT
1. 3	Jo Jo Heath	8/12/89	vs. Denver
2. 2	Erick McIntosh	8/7/10	at Tulsa
2. 2	Johnnie Harris	8/14/98	vs. New Jersey
2. 2	Corey Dowden	8/18/95	vs. Albany
2. 2	Jo Jo Heath	8/18/89	at Detroit*
2. 2	Cornelius Ross	8/18/89	at Detroit*

SACKS	NAME	DATE	OPPONENT
1. 2.5	Scott Dmitrenko	8/1/87	vs. Denver*
2. 2.0	Keith Browner	8/9/91	at Denver
2. 2.0	Keith Browner	8/8/92	vs. Cincinnati
2. 2.0	Tory Epps	8/3/00	at Orlando
5. 1.5	Craig Walls	8/1/87	vs. Denver*

TOTAL TACKLES	NAME	DATE	OPPONENT
1. 10.5	Rshad Barksdale	8/3/13	at Jacksonville
1. 10.5	Tracey Perkins	8/14/98	vs. New Jersey
3. 10.0	Antoine Worthman	7/29/00	vs. Milwaukee
3. 10.0	Riley Ware	8/17/91	at Detroit
5. 8.0	Jonathan Ordway	6/5/04	at San Jose
5. 8.0	Antoine Worthman	8/3/00	at Orlando
5. 8.0	Corey Dowden	8/18/95	vs. Albany
5. 8.0	Alvin Williams	8/18/89	at Detroit*
9. 7.5	Chris Smith	8/3/13	at Jacksonville
9. 7.5	Jeroid Johnson	6/30/07	vs. Columbus
9. 7.5	Omar Smith	5/31/03	vs. Detroit
9. 7.5	Antoine Worthman	8/16/97	at Arizona (OT)
9. 7.5	Johnnie Harris	8/16/96	vs. Arizona
9. 7.5	Brad Calip	8/6/90	at Detroit

NOTE: *ArenaBowl

ARENA FOOTBALL

LEAGUE

MISSION STATEMENT

"TO SERVE OUR COMMUNITY WITH PRIDE AND PASSION AS A QUALITY EXAMPLE OF INDIVIDUAL AND TEAM EXCELLENCE ON THE FIELD, IN THE OFFICE, AT THE ARENA AND WITHIN THE COMMUNITY BY CONSISTENTLY EXCEEDING OUR CUSTOMERS' EXPECTATIONS BY DEMONSTRATING THE HIGHEST CHARACTER, APPRECIATION AND RESPECT FOR OUR GAME, CUSTOMERS, TEAMMATES AND PARTNERS AS A COST-EFFECTIVE AND VISIONARY ORGANIZATION PROVIDING A TOTAL ENTERTAINMENT EXPERIENCE."



FAN BILL OF RIGHTS

In furtherance of our Mission Statement, we, the players, coaches, officials, staff and owners of the AFL are thankful to the Fans that we serve, appreciate their support and dedicate ourselves collectively to protecting their rights as the greatest sports and entertainment Fans in the world.

WE BELIEVE that every Fan is entitled to a wholesome environment for guests and family members, free of violence, profane gestures and language or rude and invasive behavior that could in any way interfere with a first-class entertainment experience.

WE BELIEVE that every Fan demands that we maintain absolute respect for the game of Arena Football and maintain the integrity of the finest of fair competition at all times.

WE BELIEVE that every Fan deserves our very best effort on a consistent basis, on every play on the field, every action in the stands, every call to our office, and every involvement in our community.

WE BELIEVE that every Fan is entitled to a total entertainment experience at an affordable cost for all members of the family from the time they arrive at the arena to the time they depart.

WE BELIEVE that every Fan should receive the very best in competitive football, entertainment, merchandise, food and beverage for their purchasing power.

WE BELIEVE that every Fan is entitled to interact with and have access to players and coaches for autographs and conversation in recognition of their support at every game.

WE BELIEVE that Fans are entitled to fast, accurate, and complete information about our players, coaches, league, games, and performance.

WE BELIEVE that Fans expect the Arena Football League to be comprised of gentlemen and ladies who are examples and role models for youth, free of physical violence, drugs, alcohol, and gambling abuse.

WE BELIEVE that Fans expect us to honor our country and to be involved in our communities to make contributions for a better, safer, and more positive place to live.

WE BELIEVE that Fans should know that we are committed to serve and not to be served, to give and not to just take, and to inspire and encourage people to higher levels of personal and professional achievement, growth, maturity, and respect for each other.



JERRY B. KURZ AFL COMMISSIONER

Jerry B. Kurz returns for his 28th season of Arena Football and fifth season as the AFL's Commissioner. Out-tenured only by the creator of Arena Football, Jim Foster, Kurz has dedicated his life to furthering the sport with a strong business ethic and core values meant to bring the highest quality product to the ever-growing fan base of Arena Football fans.

In his time as the president of the af2, the League saw extensive growth in small-to-midsized markets, building an extremely dedicated fan base across the country. That foundation helped to fuel the return of the Arena Football League in 2010 after a year on hiatus due to financial instability. Kurz and a group of enthusiastic investors arranged the acquisition of the AFL's assets in bankruptcy court in late 2009 and revived the League in early 2010, fulfilling the promise that Arena Football would be played in 2010.

Kurz has also served as the AFL's Vice President of International Development, where he was in charge of the League's international exposure. During his tenure, he was responsible for administering the H3 Visa program, allowing international players to play for AFL teams stateside. He also arranged and executed all internationally played games for the Arena Football League.

Arena Football isn't Kurz's only claim to fame. He is also a founding member of Gridiron Enterprises, Inc., a sports consulting firm based out of Chicago. Gridiron Enterprises, consisting of Kurz, Foster and attorney William Niro, is the original founder of the AFL. Kurz has been a player, coach, general manager and owner during his lifelong involvement with the game of football. He is also a member of four football Halls of Fame, including membership in the first class of the Arena Football Hall of Fame as well as membership in the arenafootball2 Hall of Fame.

Kurz attended the University of Oklahoma as an undergraduate and later earned his Juris Doctor Degree at Northern Illinois. Kurz is a licensed attorney in Illinois and operated a law firm with his wife, Kathryn Hall, for 20 years. Jerry and his wife, Kathryn, have one son named Matthew, who currently serves as the Director of Player Personnel for the AFL.

ARENA FOOTBALL LEAGUE STAFF

Arena Football League | 640 N. LaSalle Street, Suite #557 | Chicago, IL 60654 | 312.465.2200

Commissioner
Jerry B. Kurz
jkurz@arenafootball.com

Vice President
Christie Cook
ccook@arenafootball.com

Senior V.P. of Communications
Anthony Herron
aherron@arenafootball.com

Director of Communications
BJ Pickard
bjpickard@arenafootball.com

Senior Manager of Team and Media Services
Mallory Treleaven
mtreleaven@arenafootball.com

Director of Football Operations
Joe Kleinsmith
j.kleinsmith@arenafootball.com

Director of Player Personnel
Matt Kurz
mkurz@arenafootball.com

Director of Accounting
Kristy Durst
kdurst@arenafootball.com

Staff Accountant
Candice Hall
chall@arenafootball.com

Staff Attorney
Wesley Friedman, Esq.
wfriedman@arenafootball.com

Senior V.P. of Corporate Partnership
Adam Robbins
arobbins@arenafootball.com

Coordinator of Partnership Activation
Courtney Brooks
cbrooks@arenafootball.com

CONFERENCE & DIVISIONAL ALIGNMENT

AMERICAN CONFERENCE

SOUTH DIVISION



EAST DIVISION



NATIONAL CONFERENCE

PACIFIC DIVISION



WEST DIVISION




ARIZONA RATTLERS
4125 E. MCKELLIPS ROAD
MESA, AZ 85215

Phone: 480.985.3292
Fax: 480.751.1286
Ticket Line: 602.514.8383
Website: www.azrattlers.com
AFL Season: 22nd
Alignment: National/West
Team Colors: Black, Copper, Teal and White

Arena: US Airways Center (14,398)
201 E. Jefferson St.
Phoenix, AZ 85004
602.379.2000

PR Contact: Dale Hajek
E-mail: dhajek@azrattlers.com
Office: 602.842.7281 **Cell:** 602.460.1367
Press Box: 602.514.8266

Coaching Staff
Head Coach: Kevin Guy 71-30 (63-27 | 8-3)
7th season overall, 6th with Arizona
Assistant HC: Kani Kauahi
Assistant Coach: Dave Ewart

2013 Season – ArenaBowl XXVI Champions
Record: 18-3 (15-3 | 3-0)
PF: 1,375 (1,203 | 172) PA: 1,011 (866 | 145)
Home: 11-1 (8-1 | 3-0) Away: 7-2

Storm vs. Rattlers
Storm leads series 10-5
Regular Season: 8-5 **Playoffs:** 2-1
Last Game: 5/1/10 – ARI at TAM, W 62-61

2014 Schedule

Date	Opponent	Time
Sat. 3/15	PHILADELPHIA	9:00 PM
Sun. 3/23	SPOKANE	6:00 PM
Sat. 4/5	JACKSONVILLE	9:00 PM
Sat. 4/12	at San Jose	10:30 PM
Sun. 4/19	PITTSBURGH	9:00 PM
Sat. 4/26	SAN ANTONIO	9:00 PM
Sat. 5/3	at Jacksonville	7:00 PM
Sat. 5/10	at Portland	10:00 PM
Sat. 5/17	SPOKANE	9:00 PM
Sun. 5/25	at Los Angeles	10:00 PM
Sat. 5/31	SAN JOSE	9:00 PM
Fri. 6/6	at Portland	10:00 PM
Sat. 6/14	at San Antonio	TBD
Sat. 6/21	LOS ANGELES	9:00 PM
Fri. 6/27	at San Jose	10:30 PM
Sat. 7/12	at Spokane	10:00 PM
Sun. 7/20	PORTLAND	6:00 PM
Sat. 7/26	at Orland	7:30 PM

*Times are EST/dates and times subject to change



CLEVELAND GLADIATORS
1 CENTER COURT
CLEVELAND, OH 44115

Phone: 216.685.9000
Fax: 216.685.9002
Ticket Line: 216.420.2222
Website: www.clevelandgladiators.com
AFL Season: 16th (4th in Cleveland)
Alignment: American Conference/East Division
Team Colors: Red, Black, White and Silver

Arena: Quicken Loans Arena (17,775)
1 Center Court
Cleveland, OH 44115
216.420.2000

PR Contact: Pam Frasnco
E-mail: pfrasnco@theqarena.com
Phone: 216.310.6959
Press Box: 216.420.2777

Coaching Staff
Head Coach: Steve Thonn 55-91 (53-88 | 2-3)
10th season overall, 5th with Cleveland

2013 Season
Record: 4-14 PF: 847 PA: 1047
Home: 3-6 Away: 1-8

Storm vs. Gladiators
Storm leads series 8-5
Regular Season: 7-5 **Playoffs:** 1-0
Last Game: 3/30/13 – TAM vs. CLE, W 69-47

2013 Schedule

Date	Opponent	Time
03/15	at Pittsburgh	5:00 PM
03/29	at New Orleans	8:00 PM
04/04	IOWA	7:30 PM
04/12	at Los Angeles	10:00 PM
04/19	at Spokane	10:00 PM
04/26	PITTSBURGH	7:00 PM
05/10	LOS ANGELES	7:00 PM
05/17	at Iowa	8:05 PM
05/23	PHILADELPHIA	7:00 PM
05/31	at Pittsburgh	5:00 PM
06/07	IOWA	8:00 PM
06/14	NEW ORLEANS	7:00 PM
06/21	at Philadelphia	6:00 PM
06/27	TAMPA BAY	7:00 PM
07/05	PORTLAND	6:00 PM
07/12	at San Antonio	8:00 PM
07/19	JACKSONVILLE	7:00 PM
07/26	at Tampa Bay	7:30 PM

*Times are EST/dates and times subject to change



IOWA BARNSTORMERS
730 3RD ST.
DES MOINES, IA 50309

Phone: 515.633.2255
Fax: 515.564.8451
Ticket Line: 515.633.2255
Website: www.theiowabarnstormers.com
AFL Season: 10th
Alignment: American Conference/East Division
Team Colors: Black, Red and Gold

Arena: Wells Fargo Arena (11,209)
730 3rd Street
Des Moines, IA 50309
515.564.8000

PR Contact: Bri Funte
E-mail: bfunte@theiowabarnstormers.com
Office: 515-564-8455 **Cell:** 641.512.0925
Press Box: 515.564.8740

Coaching Staff
Head Coach: Mike Hohensee 159-147 (147-135 | 12-12)
21st season overall, 3rd with Iowa
Defensive Coordinator: Ernesto Purnsley

2013 Season – 3rd in Central Division (2-2)
Record: 6-12 PF: 827 PA: 913
Home: 2-7 Away: 4-5

Storm vs. Barnstormers
Storm lead series 3-2
Regular Season: 2-2 **Playoffs:** 1-0
Last Game: 6/1/13 – TAM at IOW, W 65-62

2014 Schedule

Date	Opponent	Time
Sat. 03/15	at Spokane	10:00 PM
Mon. 03/24	at Portland	10:00 PM
Fri. 04/04	at Cleveland	7:30 PM
Sat. 04/12	SAN ANTONIO	8:05 PM
Sat. 04/19	LOS ANGELES	8:05 PM
Sun. 04/27	at Philadelphia	4:00 PM
Sat. 05/03	at San Antonio	TBD
Sat. 05/10	JACKSONVILLE	8:05 PM
Sat. 05/17	CLEVELAND	8:05 PM
Sat. 05/24	at New Orleans	8:00 PM
Sat. 05/31	ORLANDO	8:05 PM
Sat. 06/07	at Cleveland	7:00 PM
Sat. 06/14	TAMPA BAY	8:05 PM
Fri. 06/20	at Pittsburgh	7:00 PM
Sat. 06/28	PHILADELPHIA	8:05 PM
Thu. 07/10	at Orlando	7:30 PM
Sat. 07/19	PITTSBURGH	8:05 PM
Sat. 07/26	SAN JOSE	8:05 PM

*Times are EST/dates and times subject to change



JACKSONVILLE SHARKS
1000 W. BAY ST.
JACKSONVILLE, FL 32202

Phone: 904.900.2060
Fax: 866.661.2116
Ticket Line: 904.621.0700
Website: www.jaxsharks.com
AFL Season: 5th
Alignment: American Conference/South Division
Team Colors: Red, Black and Silver

Arena: Jacksonville Veterans Memorial Arena (13,011)
300 A. Phillip Randolph Blvd
Jacksonville, FL 32202
904.630.3900

PR Contact: Zander Kean
E-mail: Zander@jaxsharks.com
Office: 904.900.2060 x-7123 **Cell:** 508.523.0694
Press Box: 904.371.1659

Coaching Staff
Head Coach: Les Moss 53-25 (48-22 | 5-3)
5th season overall, 5th with Jacksonville
Assistant Coach: Bill Alford (1st season)
Assistant Coach: Brian Ferguson (4th season)

2013 Season – South Division Champs (6-0)
Record: 13-7 (12-6 | 1-1)
PF: 1,069 (941 | 128) PA: 1,020 (883 | 137)
Home: 7-3 (6-3 | 1-0) Away: 6-4 (6-3 | 0-1)

Storm vs. Sharks
Sharks leads series 8-1
Regular Season: 1-7 **Playoffs:** 0-1
Last Game: 8/3/13 – TAM at JAX, L 69-62

2014 Schedule

Date	Opponent	Time
03/16	at Orlando	4:00 p.m.
03/29	SAN ANTONIO	7:00 p.m.
04/05	at Arizona	9:00 p.m.
04/11	TAMPA BAY	8:00 p.m.
04/19	at Philadelphia	6:00 p.m.
04/26	PORTLAND	7:00 p.m.
05/3	ARIZONA	7:00 p.m.
05/10	at Iowa	8:05 p.m.
05/17	ORLANDO	7:00 p.m.
05/24	at Tampa Bay	7:30 p.m.
06/07	SPOKANE	7:00 p.m.
06/12	at Orlando	7:30 p.m.
06/21	at New Orleans	8:00 p.m.
06/28	PITTSBURGH	7:00 p.m.
07/05	at San Antonio	TBA
07/12	NEW ORLEANS	7:00 p.m.
07/19	at Cleveland	7:00 p.m.
07/26	LOS ANGELES	7:00 p.m.

*Times are EST/dates and times subject to change



LA KISS
2401 EAST KATELLA AVE. STE. 220
ANAHEIM, CA 92806

Phone: 714.462.5477
Fax: N/A
Ticket Line: 714.462.5477
Website: www.lakissfootball.com
AFL Season: 1st
Alignment: National Conference/Pacific Division
Team Colors: Black, Flame, Gold and White

Arena: Honda Center (14,398)
2695 East Katella Avenue
Anaheim, CA 92806
714.704.2500

PR Contact: Louise Troen
E-mail: lakiss@miller-pr.com
Office: 323.761.7220 **Cell:** 310.666.2353
Press Box: 714.704.2400

Coaching Staff
Head Coach: Bob McMillen 34-23 (33-21 | 1-2)
4th season overall, 1st with Los Angeles

2013 Season – N/A

Storm vs. Kiss
N/A

2014 Schedule

Date	Opponent	Time
Sat. 3/15	at San Antonio	TBD
Fri. 3/21	at Orlando	7:30 PM
Sat. 4/5	PORTLAND	10:00 PM
Sat. 4/12	CLEVELAND	10:00 PM
Sat. 4/19	at Iowa	8:05 PM
Sat. 4/26	SAN JOSE	10:00 PM
Sat. 5/3	SPOKANE	10:00 PM
Sat. 5/10	at Cleveland	7:00 PM
Sat. 5/17	at Pittsburgh	5:00 PM
Sat. 5/25	ARIZONA	10:00 PM
Sat. 6/7	at San Jose	10:30 PM
Sat. 6/14	PORTLAND	10:00 PM
Sat. 6/21	at Arizona	9:00 PM
Fri. 6/27	at San Jose	10:30 PM
Sat. 7/12	at Spokane	10:00 PM
Sun. 7/20	PORTLAND	6:00 PM
Sat. 7/26	at Orlando	7:30 PM

*Times are EST/dates and times subject to change



NEW ORLEANS VOODOO
5728 PLAUCHE STREET
NEW ORLEANS, LA 70123

Phone: 504.875.3900
Fax: 504.875.3906
Ticket Line: 888.277.5526
Website: www.aflvoodoo.com
AFL Season: 8th
Alignment: American Conference/South Division
Team Colors: Purple, Black and Red

Arena: Smoothie King Center (17,005)
1501 Girod St.
New Orleans, LA, 70113
504.587.3663

PR Contact: Grant Yenni
E-mail: Grant@aflvoodoo.com
Office: 504.875.3900 **Cell:** 504.676.2500
Press Box: 504.587.3668 (Arena)

Coaching Staff
Head Coach: Pat O'Hara 33-41 (32-38 | 1-3)
6th season overall, 3rd with New Orleans
Line Coach: BJ Cohen
Defensive Backs Coach: Damon Mason

2012 Season – Fourth in the South Division
Record: 5-13
PF: 833 PA: 1,069
Home: 3-6 Away: 2-7

Storm vs. Voodoo
Storm leads series 8-6
Regular Season: 8-6 **Playoffs:** 0-0
Last Game: 6/15/13 – TAM at NOV, L 51-54

2014 Schedule

Date	Opponent	Time
03/14	at Tampa Bay	7:30 PM
03/29	CLEVELAND	8:00 PM
04/03	ORLANDO	8:30 PM
04/11	at Pittsburgh	7:00 PM
04/18	SAN ANTONIO	8:30 PM
04/26	at Orlando	7:30 PM
05/10	at Philadelphia	6:00 PM
05/17	at San Antonio	TBA
05/24	IOWA	8:00 PM
05/30	TAMPA BAY	8:30 PM
06/07	at Pittsburgh	5:00 PM
06/14	at Cleveland	7:00 PM
06/21	JACKSONVILLE	8:00 PM
06/26	at Portland	10:00 PM
07/07	PITTSBURGH	8:30 PM
07/12	at Jacksonville	7:00 PM
07/19	ORLANDO	8:00 PM
07/26	SAN ANTONIO	8:00 PM

*Times are EST/dates and times subject to change



ORLANDO PREDATORS

302 SOUTH GRAHAM AVENUE
ORLANDO, FL 32803

Phone: 407.648.4444
Fax: 407.839.4877
Ticket Line: 407.648.4444
Website: www.OrlandoPredators.com
AFL Season: 23rd
Alignment: American Conference/South Division
Team Colors: Black and Red

Arena: CFE Arena (8,803)
12777 Gemini Blvd. N
Orlando, FL 32816
407.823.6006

PR Contact: Jeff Schmidt
E-mail: jschmidt@orlandopredators.com
Office: 407-447-3336 **Cell:** 239-293-4125
Press Box: TBA

Coaching Staff
Head Coach: Rob Keefe 25-12 (22-11 | 3-1)
3rd season overall, 1st with Orlando
Offensive Coordinator: Siaha Burley

2013 Season – Second in the South Division
Record: 7-12 (7-11 | 0-1)
PF: 1,020 (965 | 55) PA: 1,091 (1,032 | 59)
Home: 4-5 Away: 3-7 (3-6 | 0-1)

Storm vs. Predators
Series is tied 26-26
Regular Season: 22-22 **Playoffs:** 4-4
Last Game: 6/08/13 – TAM vs. ORL, L 55-48

2014 Schedule

Date	Opponent	Time
03/16	JACKSONVILLE	4:00 PM
03/21	LOS ANGELES	7:30 PM
03/29	at Tampa Bay	7:30 PM
04/03	at New Orleans	8:30 PM
04/10	PHILADELPHIA	7:30 PM
04/19	TAMPA BAY	7:30 PM
04/26	NEW ORLEANS	7:30 PM
05/03	at San Jose	10:30 PM
05/17	at Jacksonville	7:00 PM
05/24	PITTSBURGH	7:30 PM
05/31	at Iowa	8:05 PM
06/07	at San Antonio	TBA
06/12	JACKSONVILLE	7:30 PM
06/21	at Tampa Bay	7:30 PM
07/06	at Philadelphia	4:00 PM
07/10	IOWA	7:30 PM
07/19	at New Orleans	8:00 PM
07/26	ARIZONA	7:30 PM

*Times are EST/dates and times subject to change



PHILADELPHIA SOUL

7 PENN. CENTER, 1635 MARKET ST.,
17TH FLOOR
PHILADELPHIA, PA 19103

Phone: 215.253.4900
Fax: 215.253.4933
Ticket Line: 215.253.4900 x3
Website: www.philadelphiasoul.com
AFL Season: 9th
Alignment: American Conference/East Division
Team Colors: Black, Light Blue, Grey, White

Arena: Wells Fargo Center (17,597)
3601 S. Broad St.
Philadelphia, PA 19148
215.336.6006

PR Contact: Tom Goodhines
E-mail: tgoodhines@philadelphiasoul.com
Office: 215.253.4900 **Cell:** 215.840.3232
Press Box: 215.952.5757

Coaching Staff
Head Coach: Clint Dolezel 22-15 (20-13 | 2-2)
3rd season overall, 2nd with Philadelphia
Assistant Head Coach: Phil Bogle

2013 Season – East Division Champs,
ArenaBowl XXVI Runner-up
Record: 14-7 (12-6 | 2-1)
PF: 1,225 (1,052 | 173) PA: 1,001 (839 | 162)
Home: 6-4 (5-4 | 1-0) Away: 8-2 (7-2 | 1-0)
Neutral: 0-1 (0-0 | 0-1)

Storm vs. Soul
Soul leads series 5-4
Regular Season: 5-4 **Playoffs:** 0-0
Last Game: 5/25/13 – PHI at TAM, L 73-55

2014 Schedule

Date	Opponent	Time
03/15	at Arizona	9:00 PM
03/21	at San Jose	10:30 PM
04/04	at Tampa Bay	7:30 PM
04/10	at Orlando	7:30 PM
04/19	JACKSONVILLE	6:00 PM
04/27	IOWA	4:00 PM
05/03	at Pittsburgh	7:00 PM
05/10	NEW ORLEANS	6:00 PM
05/17	TAMPA BAY	6:00 PM
05/23	at Cleveland	7:00 PM
05/31	SAN ANTONIO	6:00 PM
06/06	at Tampa Bay	7:30 PM
06/14	PITTSBURGH	6:00 PM
06/21	CLEVELAND	6:00 PM
06/28	at Iowa	8:05 PM
07/06	ORLANDO	4:00 PM
07/20	SAN JOSE	4:00 PM
07/26	at Pittsburgh	5:00 PM

*Times are EST/dates and times subject to change



PITTSBURGH POWER

1 PPG PLACE SUITE 2370
PITTSBURGH, PA 15222

Phone: 412.697.1239
Fax: 412.697.0997
Ticket Line: 888.769.2011
Website: www.pittsburghpowerfootball.com
AFL Season: 4th
Alignment: National Conference/East Division
Team Colors: Black, Gold and Grey

Arena: CONSOL Energy Center (16,280)
1001 Fifth Ave
Pittsburgh, PA 15219
412.642.1800

PR Contact: Lauren Hametz
E-mail: lhametz@pittsburghpowerfootball.com
Office: 412.697.7846 **Cell:** 814.397.4667
Press Box: TBD

Coaching Staff
Head Coach: Derek Stingley 8-30 (8-30 | 0-0)
4th season overall, 3rd with Pittsburgh
Offensive Line Coach: Kyle Moore-Brown
Defensive Line Coach: Leroy Thompson
Wide Receivers Coach: Damian Harrell

2013 Season – 3rd in East Division
Record: 4-14 PF: 726 PA: 1,014
Home: 1-8 Away: 3-6

Storm vs. Pittsburgh
Storm leads series 3-1
Regular Season: 3-1 **Playoffs:** 0-0
Last Game: 7/20/13 – PIT at TAM, L 48-37

2014 Schedule

Date	Opponent	Time
03/15	CLEVELAND	5:00 PM
03/29	SAN JOSE	5:00 PM
04/04	at San Antonio	TBA
04/11	NEW ORLEANS	7:00 PM
04/19	at Arizona	9:00 PM
04/26	at Cleveland	7:00 PM
05/03	PHILADELPHIA	7:00 PM
05/09	at Spokane	10:00 PM
05/17	LOS ANGELES	5:00 PM
05/24	at Orlando	7:30 PM
05/31	CLEVELAND	5:00 PM
06/07	NEW ORLEANS	5:00 PM
06/14	at Philadelphia	6:00 PM
06/20	IOWA	7:00 PM
06/28	at Jacksonville	7:00 PM
07/07	at New Orleans	8:30 PM
07/19	at Iowa	8:05 PM
07/26	PHILADELPHIA	5:00 PM

*Times are EST/dates and times subject to change



PORTLAND THUNDER

11811 SE HIGHWAY 212
CLACKAMAS, OR 97015

Phone: 480.985.3292
Fax: 480.751.1286
Ticket Line: 714.462.5477
Website: www.portlandafl.com
AFL Season: 1st
Alignment: National Conference/Pacific Division
Team Colors: Royal Blue, Red, Silver, Thunder Blue, Black, White

Arena: Moda Center (14,398)
1 Center Court
Portland, OR 97227
714.704.2500

PR Contact: Brian Beaudry
E-mail: bbeaudry@portlandafl.com
Office: 503.410.7455 **Cell:** 509.723.5411
Press Box: TBA

Coaching Staff
Head Coach: Matt Sauk 0-2
1st season overall, 1st with Portland
Defensive Coordinator: Will Mulder
Offensive and Defensive Line Coach: Clay Harrell

2013 Season – N/A

Storm vs. Thunder
N/A

2014 Schedule

Date	Opponent	Time
Mon. 3/17	SAN JOSE	10:00 PM
Mon. 3/24	IOWA	10:00 PM
Sat. 4/5	at Los Angeles	10:00 PM
Sat. 4/12	at Spokane	10:00 PM
Fri. 4/18	SAN JOSE	10:00 PM
Sat. 4/26	at Jacksonville	7:00 PM
Sat. 5/3	at Tampa Bay	7:30 PM
Sat. 5/10	ARIZONA	10:00 PM
Sat. 5/17	at San Jose	10:30 PM
Thu. 5/22	SAN ANTONIO	10:00 PM
Fri. 5/30	at SPOKANE	10:00 PM
Fri. 6/6	ARIZONA	10:00 PM
Sat. 6/14	at Los Angeles	10:00 PM
Thu. 6/26	NEW ORLEANS	10:00 PM
Sat. 7/5	at Cleveland	6:00 PM
Sat. 7/12	LOS ANGELES	10:00 PM
Sun. 7/20	at Arizona	6:00 PM
Sat. 7/26	SPOKANE	10:00 PM

*Times are EST/dates and times subject to change



SAN ANTONIO TALONS

100 MONTANA STREET
SAN ANTONIO, TX 78203

Phone: 210.227.8326
Fax: 210.704.6422
Ticket Line: 210.227.8326
Website: www.sanantoniotalons.com
AFL Season: 5th
Alignment: National Conference/Central Division
Team Colors: Black, White, Blue and Silver

Arena: Alamodome 19,001
100 Montana Street
San Antonio, TX 78203
210.207.3663

PR Contact: Amie Hardin
E-mail: ahardin@sanantoniotalons.com
Office: 210.227.8326 **Cell:** 937.478.1039
Press Box: TBA

Coaching Staff

Head Coach: Lee Johnson 24-13 (24-12 | 14-5)
3rd season overall, 3rd with San Antonio
Offensive Coordinator: Ray Philyaw
Defensive Backs Coach: Mike Brown

2013 Season – 2nd in Central Division
Record: 10-8 PF: 782 PA: 884
Home: 4-5 Away: 6-3

Storm vs. Talons

Talons lead series 5-1
Regular Season: 5-1 **Playoffs:** 1-0
Last Game: 6/23/12 – TAM at SAT, L 68-42

2014 Schedule

Date	Opponent	Time
03/15	LOS ANGELES	TBA
03/21	TAMPA BAY	TBA
03/29	at Jacksonville	7:00 PM
04/04	PITTSBURGH	TBA
04/12	at IOWA	8:05 PM
04/18	at New Orleans	8:30 PM
04/26	at Arizona	9:00 PM
05/03	IOWA	TBA
05/17	NEW ORLEANS	TBA
05/22	at Portland	10:00 PM
05/31	at Philadelphia	6:00 PM
06/07	ORLANDO	TBA
06/14	ARIZONA	TBA
06/20	at Spokane	10:00 PM
07/05	JACKSONVILLE	TBA
07/12	CLEVELAND	TBA
07/19	at Los Angeles	10:00 PM
07/26	at New Orleans	8:00 PM

*Times are EST/dates and times subject to change



SAN JOSE SABERCATS

600 EAST BROKAW ROAD
SAN JOSE, CA 95112

Phone: 408.673.3400
Fax: 408.673.3401
Ticket Line: 408.673.3400
Website: www.thesanjosesabercats.com
AFL Season: 18th
Alignment: National Conference/West Division
Team Colors: SaberGold, Green, Coral, Platinum & Black

Arena: HP Pavilion at San Jose (15,569)
525 West Santa Clara St.
San Jose, CA 95113
408.287.7070

PR Contact: Sam Drexler
E-mail: s.drexler@thesanjosesabercats.com
Office: 408.673.3400 x31207 **Cell:** 650.704.9600
Press Box: 408.287.7070

Coaching Staff

Head Coach: Darren Arbet 154-75 (139-67 | 15-8)
14th season overall, 14th with San Jose
Defensive Coordinator: Cedric Walker
Defensive Line Coach: Corey Mayfield
Offensive & Special Teams Coordinator: Jeff Jarnigan
Offensive Line Coach: Jasper Harvey

2013 Season – 3rd in West Division
Record: 13-6 (13-5 | 0-1)
PF: 1,082 (1,033 | 49) PA: 936 (877 | 59)
Home: 8-2 Away: 5-4 (5-3 | 0-1)

Storm vs. SaberCats

SaberCats lead series 9-7
Regular Season: 6-7 **Playoffs:** 1-2
Last Game: 5/10/13 – TAM at SJS, L 64-34

2014 Schedule

Date	Opponent	Time
03/17	at Portland	10:00 PM
03/21	PHILADELPHIA	10:30 PM
03/29	at Pittsburgh	5:00 PM
04/04	SPOKANE	10:30 PM
04/12	ARIZONA	10:30 PM
04/18	at Portland	10:00 PM
04/26	at Los Angeles	10:00 PM
05/03	ORLANDO	10:30 PM
05/17	PORTLAND	10:30 PM
05/23	at Spokane	10:00 PM
05/31	at Arizona	9:00 PM
06/07	LOS ANGELES	10:30 PM
06/14	SPOKANE	10:30 PM
06/27	ARIZONA	10:30 PM
07/06	at Los Angeles	10:00 PM
07/11	TAMPA BAY	10:30 PM
07/20	at Philadelphia	4:00 PM
07/26	at Iowa	8:05 PM

*Times are EST/dates and times subject to change



SPOKANE SHOCK

3212 N. EDEN ROAD SUITE B
SPOKANE, WA 99216

Phone: 509.242.SHOCK (7462)
Fax: 509.926.1075
Ticket Line: 509.242.7462
Website: www.spokaneshock.com
AFL Season: 5th
Alignment: National Conference/West Division
Team Colors: Orange, Navy and White

Arena: Spokane Arena (10,775)
720 West Mallon Ave.
Spokane, WA 99201
509.279.7000

PR Contact: Brett Gleason
E-mail: bgleason@spokaneshock.com
Office: 509.242.7476 **Cell:** 509.339.5979
Press Box: 509.217.7106

Coaching Staff

Head Coach: Andy Olson 25-13 (24-12 | 1-1)
3rd season overall, 3rd with Spokane
Defensive Coordinator: Travis Crusenberry

2013 Season – 2nd Place in the West Division
Record: 15-5 (14-4 | 1-1)
PF: 1,324 (1,198 | 126) PA: 1,008 (896 | 112)
Home: 8-2 (7-2 | 1-0) Away: 7-3 (7-1 | 0-1)

Storm vs. Shock

Shock leads series 3-2
Regular Season: 2-2 **Playoffs:** 0-1
Last Game: 7/06/13 – TAM vs. SPO, L 63-49

2014 Schedule

Date	Opponent	Time
03/15	IOWA	10:00 PM
03/23	at Arizona	6:00 PM
04/04	at San Jose	10:30 PM
04/12	PORTLAND	10:00 PM
04/19	CLEVELAND	10:00 PM
04/26	at Tampa Bay	7:30 PM
05/03	at Los Angeles	10:00 PM
05/9	PITTSBURGH	10:00 PM
05/17	at Arizona	9:00 PM
05/23	SAN JOSE	10:00 PM
05/30	PORTLAND	10:00 PM
06/07	at Jacksonville	7:00 PM
06/14	at San Jose	10:30 PM
06/20	SAN ANTONIO	10:00 PM
06/28	at Los Angeles	10:00 PM
07/12	ARIZONA	10:00 PM
07/18	TAMPA BAY	10:00 PM
07/26	at Portland	10:00 PM

*Times are EST/dates and times subject to change



2014 AFL SCHEDULE

WEEK 1

FRIDAY, MARCH 14, 2014
 NEW ORLEANS VOODOO at TAMPA BAY STORM 7:30 PM
SAURDAY, MARCH 15, 2014
 CLEVELAND GLADIATORS at PITTSBURGH POWER 5:00 PM
 PHILADELPHIA SOUL at ARIZONA RATTTLERS 9:00 PM
 IOWA BARNSTORMERS at SPOKANE SHOCK 10:00 PM
 LOS ANGELES KISS at SAN ANTONIO TALONS TBD
SUNDAY, MARCH 16, 2014
 JACKSONVILLE SHARKS at ORLANDO PREDATORS 4:00 PM
 MONDAY, MARCH 17, 2014
 SAN JOSE SABERCATS at PORTLAND THUNDER 10:00 PM
 BYE: NONE

WEEK 2

FRIDAY, MARCH 21, 2014
 TAMPA BAY STORM at SAN ANTONIO TALONS TBD
 LOS ANGELES KISS at ORLANDO PREDATORS 7:30 PM
 PHILADELPHIA SOUL at SAN JOSE SABERCATS 10:30 PM
SUNDAY, MARCH 23, 2014
 SPOKANE SHOCK at ARIZONA RATTTLERS 6:00 PM
MONDAY, MARCH 24, 2014
 IOWA BARNSTORMERS at PORTLAND THUNDER 10:00 PM
 BYE: CLEVELAND GLADIATORS, JACKSONVILLE SHARKS, NEW ORLEANS VOODOO, PITTSBURGH POWER

WEEK 3

SATURDAY, MARCH 29, 2014
 SAN JOSE SABERCATS at PITTSBURGH POWER 5:00 PM
 SAN ANTONIO TALONS at JACKSONVILLE SHARKS 7:00 PM
 ORLANDO PREDATORS at TAMPA BAY STORM 7:30 PM
 CLEVELAND GLADIATORS at NEW ORLEANS VOODOO 8:00 PM
 BYE: ARIZONA RATTTLERS, IOWA BARNSTORMERS, LOS ANGELES KISS, PHILADELPHIA SOUL, PORTLAND THUNDER, SPOKANE SHOCK

WEEK 4

THURSDAY, APRIL 3, 2014
 ORLANDO PREDATORS at NEW ORLEANS VOODOO 8:30 PM
FRIDAY, APRIL 4, 2014
 IOWA BARNSTORMERS at CLEVELAND GLADIATORS 7:30 PM
 PITTSBURGH POWER at SAN ANTONIO TALONS TBD
 PHILADELPHIA SOUL at TAMPA BAY STORM 7:30 PM
 SPOKANE SHOCK at SAN JOSE SABERCATS 10:30 PM
SATURDAY, APRIL 5, 2014
 JACKSONVILLE SHARKS at ARIZONA RATTTLERS 9:00 PM
 PORTLAND THUNDER at LOS ANGELES KISS 10:00 PM
 BYE: NONE

WEEK 5

THURSDAY, APRIL 10, 2014
 PHILADELPHIA SOUL at ORLANDO PREDATORS 7:30 PM
FRIDAY, APRIL 11, 2014
 NEW ORLEANS VOODOO at PITTSBURGH POWER 7:00 PM
 TAMPA BAY STORM at JACKSONVILLE SHARKS 8:00 PM
SATURDAY, APRIL 12, 2014
 SAN ANTONIO TALONS at IOWA BARNSTORMERS 8:05 PM
 CLEVELAND GLADIATORS at LOS ANGELES KISS 10:00 PM
 PORTLAND THUNDER at SPOKANE SHOCK 10:00 PM
 ARIZONA RATTTLERS at SAN JOSE SABERCATS 10:30 PM
 BYE: NONE

WEEK 6

FRIDAY, APRIL 18, 2014
 SAN ANTONIO TALONS at NEW ORLEANS VOODOO 8:30 PM
 SAN JOSE SABERCATS at PORTLAND THUNDER 10:00 PM
SATURDAY, APRIL 19, 2014
 JACKSONVILLE SHARKS at PHILADELPHIA SOUL 6:00 PM
 TAMPA BAY STORM at ORLANDO PREDATORS 7:30 PM
 LOS ANGELES KISS at IOWA BARNSTORMERS 8:05 PM
 PITTSBURGH POWER at ARIZONA RATTTLERS 9:00 PM
 CLEVELAND GLADIATORS at SPOKANE SHOCK 10:00 PM

WEEK 7

SATURDAY, APRIL 26, 2014
 PITTSBURGH POWER at CLEVELAND GLADIATORS 7:00 PM
 PORTLAND THUNDER at JACKSONVILLE SHARKS 7:00 PM
 NEW ORLEANS VOODOO at ORLANDO PREDATORS 7:30 PM
 SPOKANE SHOCK at TAMPA BAY STORM 7:30 PM
 SAN ANTONIO TALONS at ARIZONA RATTTLERS 9:00 PM
 SAN JOSE SABERCATS at LOS ANGELES KISS 10:00 PM
SUNDAY, APRIL 27, 2014
 IOWA BARNSTORMERS at PHILADELPHIA SOUL 4:00 PM
 BYE: NONE

WEEK 8

SATURDAY, MAY 3, 2014
 ARIZONA RATTTLERS at JACKSONVILLE SHARKS 7:00 PM
 PHILADELPHIA SOUL at PITTSBURGH POWER 7:00 PM
 PORTLAND THUNDER at TAMPA BAY STORM 7:30 PM
 IOWA BARNSTORMERS at SAN ANTONIO TALONS TBD
 SPOKANE SHOCK at LOS ANGELES KISS 10:00 PM
 ORLANDO PREDATORS at SAN JOSE SABERCATS 10:30 PM
 BYE: CLEVELAND GLADIATORS, NEW ORLEANS VOODOO

WEEK 9

FRIDAY, MAY 9, 2014
 PITTSBURGH POWER at SPOKANE SHOCK 10:00 PM
SATURDAY, MAY 10, 2014
 NEW ORLEANS VOODOO at PHILADELPHIA SOUL 6:00 PM
 LOS ANGELES KISS at CLEVELAND GLADIATORS 7:00 PM
 JACKSONVILLE SHARKS at IOWA BARNSTORMERS 8:05 PM
 ARIZONA RATTTLERS at PORTLAND THUNDER 10:00 PM
 BYE: ORLANDO PREDATORS, SAN JOSE SABERCATS, TAMPA BAY STORM, SAN ANTONIO TALONS

WEEK 10

SATURDAY, MAY 17, 2014
 LOS ANGELES KISS at PITTSBURGH POWER 5:00 PM
 TAMPA BAY STORM at PHILADELPHIA SOUL 6:00 PM
 ORLANDO PREDATORS at JACKSONVILLE SHARKS 7:00 PM
 CLEVELAND GLADIATORS at IOWA BARNSTORMERS 8:05 PM
 SPOKANE SHOCK at ARIZONA RATTTLERS 9:00 PM
 NEW ORLEANS VOODOO at SAN ANTONIO TALONS TBD
 PORTLAND THUNDER at SAN JOSE SABERCATS 10:30 PM
 BYE: NONE

WEEK 11

THURSDAY, MAY 22, 2014
 SAN ANTONIO at PORTLAND THUNDER 10:00 PM
FRIDAY, MAY 23, 2014
 PHILADELPHIA SOUL at CLEVELAND GLADIATORS 7:00 PM
 SAN JOSE SABERCATS at SPOKANE SHOCK 10:00 PM
SATURDAY, MAY 24, 2014
 JACKSONVILLE SHARKS at TAMPA BAY STORM 7:30 PM
 PITTSBURGH POWER at ORLANDO PREDATORS 7:30 PM
 IOWA BARNSTORMERS at NEW ORLEANS VOODOO 8:00 PM
SUNDAY, MAY 25, 2014
 ARIZONA RATTTLERS at LOS ANGELES KISS 10:00 PM
 BYE: NONE

WEEK 12

FRIDAY, MAY 30, 2014
 TAMPA BAY STORM at NEW ORLEANS VOODOO 8:30 PM
 PORTLAND THUNDER at SPOKANE SHOCK 10:00 PM
SATURDAY, MAY 31, 2014
 CLEVELAND GLADIATORS at PITTSBURGH POWER 5:00 PM
 SAN ANTONIO TALONS at PHILADELPHIA SOUL 6:00 PM
 ORLANDO PREDATORS at IOWA BARNSTORMERS 8:05 PM
 SAN JOSE SABERCATS at ARIZONA RATTTLERS 9:00 PM
 BYE: JACKSONVILLE SHARKS, LOS ANGELES KISS

WEEK 13

FRIDAY, JUNE 6, 2014
 PHILADELPHIA SOUL at TAMPA BAY STORM 7:30 PM
 ARIZONA RATTTLERS at PORTLAND THUNDER 10:00 PM
SATURDAY, JUNE 7, 2014
 NEW ORLEANS VOODOO at PITTSBURGH POWER 5:00 PM
 IOWA BARNSTORMERS at CLEVELAND GLADIATORS 7:00 PM
 SPOKANE SHOCK at JACKSONVILLE SHARKS 7:00 PM
 LOS ANGELES KISS at SAN JOSE SABERCATS 10:30 PM
 ORLANDO PREDATORS at SAN ANTONIO TALONS TBD
 BYE: NONE

WEEK 14

THURSDAY, JUNE 12, 2014
 JACKSONVILLE SHARKS at ORLANDO PREDATORS 7:30 PM
SATURDAY, JUNE 14, 2014
 ARIZONA RATTTLERS at SAN ANTONIO TALONS TBD
 PITTSBURGH POWER at PHILADELPHIA SOUL 6:00 PM
 NEW ORLEANS VOODOO at CLEVELAND GLADIATORS 7:00 PM
 TAMPA BAY STORM at IOWA BARNSTORMERS 8:05 PM
 PORTLAND THUNDER at LOS ANGELES KISS 10:00 PM
 SPOKANE SHOCK at SAN JOSE SABERCATS 10:30 PM
 BYE: NONE

WEEK 15

FRIDAY, JUNE 20, 2014
 IOWA BARNSTORMERS at PITTSBURGH POWER 7:00 PM
 SAN ANTONIO TALONS at SPOKANE SHOCK 10:00 PM
SATURDAY, JUNE 21, 2014
 CLEVELAND GLADIATORS at PHILADELPHIA SOUL 6:00 PM
 ORLANDO PREDATORS at TAMPA BAY STORM 7:30 PM
 JACKSONVILLE SHARKS at NEW ORLEANS VOODOO 8:00 PM
 LOS ANGELES KISS at ARIZONA RATTTLERS 9:00 PM
 BYE: PORTLAND THUNDER, SAN JOSE SABERCATS

WEEK 16

THURSDAY, JUNE 26, 2014
 NEW ORLEANS VOODOO at PORTLAND THUNDER 10:00 PM
FRIDAY, JUNE 27, 2014
 TAMPA BAY STORM at CLEVELAND GLADIATORS 7:00 PM
 ARIZONA RATTTLERS at SAN JOSE SABERCATS 10:30 PM
SATURDAY, JUNE 28, 2014
 PITTSBURGH POWER at JACKSONVILLE SHARKS 7:00 PM
 PHILADELPHIA SOUL at IOWA BARNSTORMERS 8:05 PM
 SPOKANE SHOCK at LOS ANGELES KISS 10:00 PM
 BYE: ORLANDO PREDATORS, SAN ANTONIO TALONS

WEEK 17

SATURDAY, JULY 5, 2014
 PORTLAND THUNDER at CLEVELAND GLADIATORS 6:00 PM
 JACKSONVILLE SHARKS at SAN ANTONIO TALONS TBD
SUNDAY, JULY 6, 2014
 ORLANDO PREDATORS at PHILADELPHIA SOUL 4:00 PM
 SAN JOSE SABERCATS at LOS ANGELES KISS 10:00 PM
MONDAY, JULY 7, 2014
 PITTSBURGH POWER at NEW ORLEANS VOODOO 8:30 PM
 BYE: ARIZONA RATTTLERS, IOWA BARNSTORMERS, SPOKANE SHOCK, TAMPA BAY STORM

WEEK 18

THURSDAY, JULY 10, 2014
 IOWA BARNSTORMERS at ORLANDO PREDATORS 7:30 PM
FRIDAY, JULY 11, 2014
 TAMPA BAY STORM at SAN JOSE SABERCATS 10:30 PM
SATURDAY, JULY 12, 2014
 NEW ORLEANS VOODOO at JACKSONVILLE SHARKS 7:00 PM
 ARIZONA RATTTLERS at SPOKANE SHOCK 10:00 PM
 CLEVELAND GLADIATORS at SAN ANTONIO TALONS TBD
 LOS ANGELES KISS at PORTLAND THUNDER 10:30 PM
 BYE: PHILADELPHIA SOUL, PITTSBURGH POWER

WEEK 19

FRIDAY, JULY 18, 2014
 TAMPA BAY STORM at SPOKANE SHOCK 10:00 PM
SATURDAY, JULY 19, 2014
 JACKSONVILLE SHARKS at CLEVELAND GLADIATORS 7:00 PM
 ORLANDO PREDATORS at NEW ORLEANS VOODOO 8:00 PM
 PITTSBURGH POWER at IOWA BARNSTORMERS 8:05 PM
 SAN ANTONIO TALONS at LOS ANGELES KISS 10:00 PM
SUNDAY, JULY 20, 2014
 SAN JOSE SABERCATS at PHILADELPHIA SOUL 4:00 PM
 PORTLAND THUNDER at ARIZONA RATTTLERS 6:00 PM
 BYE: NONE

WEEK 20

SATURDAY, JULY 26, 2014
 PHILADELPHIA SOUL at PITTSBURGH POWER 5:00 PM
 LOS ANGELES KISS at JACKSONVILLE SHARKS 7:00 PM
 ARIZONA RATTTLERS at ORLANDO PREDATORS 7:30 PM
 CLEVELAND GLADIATORS at TAMPA BAY STORM 7:30 PM
 SAN ANTONIO TALONS at NEW ORLEANS VOODOO 8:00 PM
 SAN JOSE SABERCATS at IOWA BARNSTORMERS 8:05 PM
 SPOKANE SHOCK at PORTLAND THUNDER 10:00 PM
 BYE: NONE



NET10 WIRELESS ARENA FOOTBALL SATURDAY

CHICAGO – The NET10 Wireless Arena Football League will return to CBS Sports Network for the second consecutive season with a slate of 20 regular season games, the League office announced today.

The complete “NET10 Wireless Arena Football Saturday” telecast schedule features at least one match-up for every AFL team over the 20-week regular season, beginning with the first Portland Thunder game in franchise history, as they take on the San Jose SaberCats on Monday, March 17, 2014 (10:00 p.m., ET).

The second National Game of the Week contest will feature a rematch of last season’s National Conference championship game, as the Arizona Rattlers host the Spokane Shock. The “War on I-4” returns to CBS Sports Network in Week 3, as the Orlando Predators travel to the Tampa Bay Times Forum to battle the Tampa Bay Storm. The first month of the 2014 season finishes off with the first home game in LA KISS franchise history, as the expansion team plays host to another first-year franchise, the Portland Thunder, in front of a national television audience on CBS Sports Network. Overall, the LA KISS will appear four times on the Network throughout the season.

CBS Sports Network also will televise postseason match-ups through the semifinal round. The 2014 season is CBS Sports Network’s second as the primary national television partner of the AFL. CBS Sports Network is available across the country to more than 99 million households through local cable, video and telco providers, and via satellite on DirecTV Channel 221 and Dish Network Channel 158. For more information, and to access the CBS Sports Network channel finder, go to www.cbssportsnetwork.com. The full 2014 CBS Sports Network television schedule can be found below.



GAME OF THE WEEK 2014 CBS SPORTS NETWORK BROADCAST SCHEDULE

WEEK	DATE	MATCHUP	TIME
1	March 17	San Jose SaberCats at Portland Thunder	10:00 p.m.
2	March 23	Spokane Shock at Arizona Rattlers	6:30 p.m.
3	March 29	Orlando Predators at Tampa Bay Storm	7:00 p.m.
4	April 5	Portland Thunder at Los Angeles KISS	10:00 p.m.
5	April 11	New Orleans VooDoo at Pittsburgh Power	7:00 p.m.
6	April 19	Los Angeles KISS at Iowa Barnstormers	8:00 p.m.
7	April 26	Spokane Shock at Tampa Bay Storm	7:30 p.m.
8	May 3	Arizona Rattlers at Jacksonville Sharks	7:00 p.m.
9	May 10	New Orleans VooDoo at Philadelphia Soul	6:00 p.m.
10	May 17	Los Angeles KISS at Pittsburgh Power	6:00 p.m.
11	May 24	Jacksonville Sharks at Tampa Bay Storm	7:30 p.m.
12	May 31	San Jose SaberCats at Arizona Rattlers	9:30 p.m.
13	June 7	Iowa Barnstormers at Cleveland Gladiators	8:00 p.m.
14	June 14	Spokane Shock at San Jose Sabercats	10:30 p.m.
15	June 21	Cleveland Gladiators at Philadelphia Soul	6:00 p.m.
16	June 28	Pittsburgh Power at Jacksonville Sharks	7:00 p.m.
17	July 5	Portland Thunder at Cleveland Gladiators	6:00 p.m.
18	July 12	Arizona Rattlers at Spokane Shock	10:00 p.m.
19	July 19	San Antonio Talons at Los Angeles KISS	10:00 p.m.
20	July 26	Arizona Rattlers at Orlando Predators	7:00 p.m.

*Schedule subject to change

AFL, ESPN ANNOUNCE 2014 BROADCAST SCHEDULE

More Than 100 Games on ESPN, ESPN2, ESPNEWS and ESPN3, Including ArenaBowl XXVII

CHICAGO – ESPN will present more than 100 Arena Football League (AFL) games in 2014, as part of a multi-year agreement announced last year. Eleven games will be televised on ESPN, ESPN2 and ESPNEWS, while more than 90 games will air on ESPN3, ESPN’s live multi-screen sports network.



AFL games on ESPN, ESPN2 and ESPNEWS include ArenaBowl XXVII -- which airs Saturday, August 23, at 8 p.m., one Conference Championship and nine regular-season games. The schedule begins Sunday, April 27, with a Week 7 matchup between the Iowa Barnstormers and the 2013 American Conference Champion Philadelphia Soul.

All games on ESPN television networks will also be available on WatchESPN, which is accessible to fans with video subscriptions from an affiliated provider.

ESPN3 kicks off its schedule of AFL games with six contests on opening weekend, including the first game of the 2014 season -- a divisional battle between the New Orleans VooDoo and the Tampa Bay Storm (Friday, March 14, at 7:30 p.m.). The live multi-screen sports network will carry more than 90 AFL regular season and playoff games.

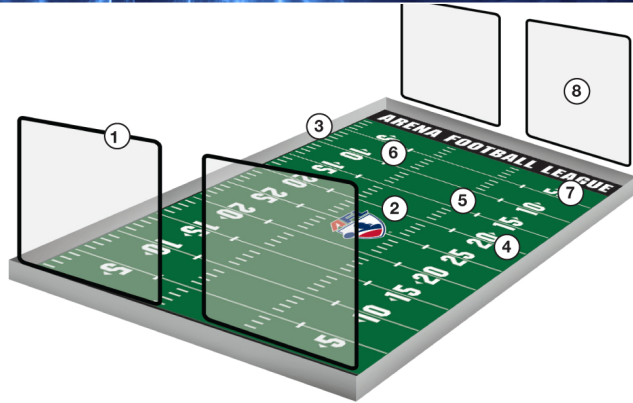
Fans who receive their internet or video subscriptions from an affiliated provider will have access to ESPN3 online at WatchESPN.com, on smartphones and tablets via the WatchESPN app, and streamed on televisions through ESPN on Xbox LIVE to Gold members, Apple TV and Roku. The ESPN video player will also be available on the AFL’s website, www.ArenaFootball.com.

ESPN’S 2014 ARENA FOOTBALL LEAGUE TELEVISION SCHEDULE:

Week	Date	Time (ET)	Matchup	Networks
7	April 27	4:00 p.m.	Iowa at Philadelphia	ESPN2, WatchESPN
8	May 4	7:00 p.m.	Spokane at Los Angeles	ESPN2, WatchESPN
10	May 17	10:00 p.m.	Portland at San Jose	ESPNEWS, WatchESPN
12	June 1	5:00 p.m.	San Antonio at Philadelphia	ESPNEWS, WatchESPN
13	June 7	5:00 p.m.	Philadelphia at Tampa Bay	ESPNEWS, WatchESPN
16	June 28	10:00 p.m.	Spokane at Los Angeles	ESPN2, WatchESPN
17	July 7	8:30 p.m.	Pittsburgh at New Orleans	ESPN2, WatchESPN
18	July 14	8:00 p.m.	New Orleans at Jacksonville	ESPN2, WatchESPN
19	July 21	8:30 p.m.	Tampa Bay at Spokane	ESPN2, WatchESPN

PLAYOFFS ON ESPN

August 10	8:00 p.m.	Conference Championship	ESPN2, WatchESPN
August 23	8:00 p.m.	ArenaBowl XXVII	ESPN, WatchESPN



Goal Posts

9 feet wide, with a 15 feet high crossbar (NFL 18 feet wide, 10 feet high crossbar).

Playing Field

50 yards, 8 yard endzones, 85 feet wide

Sideline Barriers

High density foam padding, 48 inches high

Field Numbers

3 feet by 18 inches. Base located 15 feet from field boundary.

Inside Hashmarks

4.5 feet from center field.

6 Outside Hashmarks

13.5 feet from field center

7 Playing Surface

Sportex indoor artificial grass

8 Goalside Rebound Nets

Tightly strung mesh
30 feet wide, 37 feet high

Offense

8 players on field
4 players on line of scrimmage
No punting

Defense

8 players on field
3 down linemen

Total Roster

24 active players
3 inactive players

Time of Play

Four 15-minute quarters
12-minute halftime
(may vary for national TV games)
15-minute overtime
35/25-second clock

Scoring

Touchdown – 6 points
Conversion place kick – 1 point
Conversion run or pass – 2 points
Drop kick conversion – 2 points
Failed conversion returned by defense – 2 points
Safety – 2 points

MOVEMENT OF THE BALL AND SCORING

Four (4) downs are allowed to advance the ball 10 yards for a first down, or to score.

Six (6) points for a touchdown.

One (1) point for a conversion by a place kick after a touchdown, two (2) points for a conversion by drop kick and two (2) points for a successful run or pass after the touchdown.

Three (3) points for a field goal by placement or four (4) points for a field goal by drop kick.

Two (2) points for a safety.

KICKING

Kickoffs are from the goal line. Kickers may use a one-inch tee. Punting is illegal. On fourth down, a team may go for a first down, touchdown or field goal.

The receiving team may field any kickoff or missed field goal that rebounds off the net.

Any untouched kickoff, which is out of bounds, will be placed at the 20-yard line or the place where it went out of bounds, whichever is more advantageous to the receiving team.

PASSING

Receivers must have one foot inbounds for a catch. A forward pass that rebound off the end-zone net is a live ball and is in play until it touches the playing surface.

OVERTIME RULES

Overtime periods are 15 minutes for both the regular season and the playoffs.

Each team gets on possession to score. If, after the team has had one possession, one team is ahead that wins. If the teams are tied after each had had a possession, the next team to score wins.

GLOSSARY OF TERMS

BALL IN THE STANDS

When a ball is thrown or bounces into the seats surrounding the playing field, the “lucky” fan that catches the ball keeps it.

DROPKICK

A drop-kicked FG is worth 4 points. A drop-kicked extra point is worth 2 points. Former Milwaukee Mustangs kicker Kenny Stucker is the last man to have connected on a two-point dropkick (1997).

FANS

More than 27 million fans have experienced an AFL game in the League’s 25-Season History. Last year, in 2012, the AFL drew a 1,191,844 fans in the regular season.

IRONMAN

Signifies participants playing both offense and defense.

“MAC” AND “JACK” LINEBACKERS

“Mac” may rush the QB straight on without stunting, twisting or drop-back coverage. “Jack” must stay within an imaginary box behind the line of scrimmage. Either LB may cover the fullback or tight end.

OFFENSIVE MOTION

Unlike stadium-played football, one offensive back may go into forward motion prior to the snap of the ball.

OVERTIME

Arena Football has a unique overtime rule. If a contest is tied after regulation, teams will play a 15-minute overtime. Each team will have one opportunity to score. If, after each team has had one chance to score, the game is tied, the first team to score is crowned the winner.

REBOUND NETS

Goal-side rebound nets extend outward from each upright. The nets are 30-feet wide, 32-feet high and extend to 40 feet above the playing surface. The bottom bars of the frames are positioned eight feet above the surface. The “scoring area” is nine-feet wide and 15-feet high. Nets are stretched taut so that a missed kick attempt will rebound off the net and back into the field of play. Once the ball caroms off the net, it’s live.

SIDELINE BARRIERS

Similar to the sideboards that surround a hockey rink, the sideline barrier encircles the playing surface. The barrier is made of a high-density foam pad, measuring four inches thick.

STUNTING OR TWISTING

When a defensive lineman is rushing the passer, there’s no “stunting” or “twisting”. In other words, linemen are required to power past offensive linemen.

TIGHT END

One offensive lineman must declare himself a tight end prior to the snap by simply raising his arm and “declaring” himself a tight end. The Mac (rush-eligible) linebacker must line-up on the opposite side of the center from the tight end.

TWO-WAY PLAYERS

One of the most “throwback” features of the Arena Football League is the fact that the game features eight-on-eight football, where at times, some players will play both offense and defense.

EQUIPMENT

The official football is the same size and weight as the National Football League ball. Each ball is manufactured by Spalding Sporting Goods.

PLAYERS AND FORMATIONS

Eight players on the field: 20-man active roster; four-man inactive roster.

Players can play both offense and defensive. Typically the kicker and quarterback are the exception. The League no longer utilizes specialists on the offense and defensive side of the ball. However players no longer have to play on both sides of the ball.

Substitutions: Free substitution between plays and on dead balls.

Four (4) offensive players must line up on the line of scrimmage. Three (3) defensive players must be down lineman (in a three-or-four point stance). One linebacker (the Mac linebacker) may blitz on either side of the center. Alignment is two-or-more yards off the line of scrimmage. No stunting or twisting.

Offensive motion: One receiver may go in forward motion before the snap.

TIMING

Four 15-minute quarters with a 15-minute halftime.

The clock stops for out-of-bounds plays or incomplete passes only in the last minute of each half and when the referee deems it necessary for penalties, injuries or timeouts.

Each team is allowed three (3) time-outs per half.

MISCELLANEOUS INFORMATION

ROSTER LIMITS

From the first day the League allows the signing of free-agent players until the first league-sanctioned cut-down date, teams are prohibited from having more than 35 players on their roster. Players listed on the active list or free-agent signees are considered eligible to be counted for the 35-man roster.

Teams will be required to reduce their active lists to 28 players by 5 p.m. CST 14 days before the first regular season game and to 24 players by 5 p.m. CST seven days before the first regular season game.

Each team may maintain a maximum 20-player roster and 4-player practice squad during the season. In a documented emergency, a team may add an emergency kicker to their roster, no later than one hour before kickoff.

TRADES

The trading period will end at 5 p.m. CST on Monday, June 2, 2014. Upon reporting to his new team, each traded player must pass the physical given by his new team. Failure to pass the physical and/or failure to report will nullify the trade.

RESERVE LISTS

The reserve list of each team consists of the following categories; retired, refused to report, inactive reserve, injured reserve, suspended, bereavement, other league exempt and physically unable to perform.

INJURED RESERVE

Players placed on Injured Reserve cannot be reactivated until the next season, except that each Team shall be entitled to reactivate one (1) Player from Injured Reserve each season not prior to week 9 of the regular Season. The League may increase the numbers of Players that may be reactivated from Injured Reserve at its discretion with notification to the Union of the change not less than 1 week prior to the increase taking affect during the term of the CBA, but the number of Players that can be reactivated each season cannot go below one (1).

KEY 2014 CALENDAR DATES

February 19	Players may report for physicals only
February 20	1st day of camp. No pads.
February 22	1st day of full pad practice
February 28	28-man rosters due at 5 p.m. CT
March 7	Training camp end (24-man roster due at 5 p.m. CT)
March 14	Regular Season begins
June 2	Trade deadline
June 30	Future considerations must be completed
July 21	End of season reassignment begins
July 22	Regular season ends
August 2	PLAYOFFS – First Round
August 10	PLAYOFFS – Conference Championships
August 23	ArenaBowl XXVII

PLAYOFF QUALIFICATIONS, SELECTION OF TEAMS

Eight teams qualify for the playoffs, four from each conference-- American and National. The four qualifying teams in each conference consist of the two division champions and two Wildcards, determined by best overall record. Seeding in each conference is based on overall record, with the top two seeds in each conference reserved for the division champions, regardless of record. In the **First Round, August 2-3**, the first two seeds in each conference are the two division winners. The next two teams are seeded by next best two overall records. Teams ranked 1 and 2 earn home playoff games with 1 hosting 4 and 2 hosting 3. In the **Conference Championship Round, August 9-10** the winner of the 1-4 game plays the winner of the 2-3 game. The home team is decided by the team with the higher seed. The winners of the Second Round will face off in **ArenaBowl XXVII on August 23rd**.

TIEBREAKING PROCEDURES

If, at the end of the regular season, two or more clubs are tied with identical won-lost percentages, the following steps will be taken to determine rank.

DIVISION CHAMPIONS – TWO TEAMS:

If two teams are tied for Division Championship:

1. Head-to-head (best winning percentage in games between the clubs)
2. Point differential in head-to-head games
3. Best winning percentage in division games
4. Best net points in all games
5. Strength of Schedule
6. Coin toss

DIVISION CHAMPIONS – THREE OR MORE TEAMS:

(Note: If three or more teams are tied, follow steps until one team is eliminated. Once two teams remain, revert back to Step 1 of the two team tiebreaker to determine which team advances.)

1. Head-to-head (best winning percentage in games among the clubs)
2. Best winning percentage in division games
3. Best net points in all games
4. Strength of Schedule
5. Coin toss

WILDCARD – TWO TEAMS: If it is necessary to break ties to determine the two Wildcard teams from each conference, the following steps will be taken:

1. Head-to-head (best winning percentage in games between the clubs)
2. Point differential in head-to-head games
3. Best net points in all games
4. Strength of schedule
5. Best winning percentage in division games
6. Coin toss

2014 LEAGUE OFFICIALS

COORDINATOR OF OFFICIALS

Carl T. Paganelli

ASSISTANT SUPERVISORS OF OFFICIALS

David Chesney
Wesley "Buddy" Ward

2014 AFL OFFICIALS

Rod Ammari	Kevin Kieser
Mark Bailey	Matt Kukar
Brent Baumann	Ken Leffle
Grantis Bell	Michael Livingston
Mark Bennett	John Love
Reginald Berry	Rick Lowe
Marc Bovos	Tom McCabe
Bradley Brunet	Tim McGowan
Neil Brunner	Tony Meyer
Scott Campbell	Harold Mitchell Jr.
Tony Cannella	Judson Mitchell
Jeff Carr	Kevin Mitchell
James Cole	Mike Moore
Robert Colosimo	Mike Packard
Jim Corpora	Joe Pester
Steve Coullias	Rick Podraza
Dave Cutaia	Ken Ray
RG Detillier	Mearl Robinson
Matt Dornan	Brad Rogers
John Drayton	Adam Savoie
Paul Engelberts	Larry Smith
Jason Fagan	Reggie Smith
Ed Feaster	Chris Snead
John Freitas	Roger Stewart
William Fuller	Terri Valenti
Al Granado	Lo Van Pham
Craig Griffith	Francisco Villar
Michael Griffith	Wade Wagner
Jeff Johnson	Andy Warner
Riley Johnson	Thomas Work

WILDCARD – THREE OR MORE TEAMS:

(Note: If three or more teams are tied, follow steps until one team is eliminated. Once two teams remain, revert back to Step 1 of the two team tiebreaker to determine who advances.)

1. Head-to-head (best winning percentage in games between the clubs)
2. Best net points in all games
3. Strength of schedule
4. Best winning percentage in division games
5. Coin toss

AFL COMMUNICATIONS

640 N. LASALLE STREET | SUITE #557 | CHICAGO, IL 60654 | T: (312) 465-2200 | F: (312) 496-3055

ANTHONY HERRON • (312) 465-2212 • (319) 621-528
AHERRON@ARENAFOOTBALL.COM

BJ PICKARD • (312) 465-2204 • (715) 225-4564
BJPICKARD@ARENAFOOTBALL.COM

MALLORY TRELEAVEN • (312) 465-2206 • (708) 306-1826
MTRELEAVEN@ARENAFOOTBALL.COM

TEAM PR CONTACTS

ARIZONA RATTLETS

DALE HAJEK
(602) 460-1378
DHAJEK@AZRATTLERS.COM

CLEVELAND GLADIATORS

PAM FRASCO
(216) 310-6959
PFRASCO@THEOARENA.COM

IOWA BARNSTORMERS

BRI FUNTE
(641) 512-0925
BFUNTE@THEIOWABBARNSTORMERS.COM

JACKSONVILLE SHARKS

ZANDER KEAN
(508) 523-0694
ZANDER@JAXSHARKS.COM

LA KISS

LOUISE TROEN
(323) 761-7232
LAKISS@MILLER-PR.COM

ERIC LAMMERDING
(323) 761-7234
ERIC@MILLER-PR.COM

NEW ORLEANS VOODOO

GRANT YENNI
(504) 676-2500
GRANT@AFLVOODOO.COM

ORLANDO PREDATORS

JEFF SCHMIDT
(239) 293-4125
JSCHMIDT@ORLANDOPREDATORS.COM

PHILADELPHIA SOUL

TOM GOODHINES
(215) 840-3232
TGOODHINES@PHILADELPHIASOUL.COM

PITTSBURGH POWER

LAUREN HAMETZ
(814) 397-4667
LHAMETZ@PITTSBURGHPOWERFOOTBALL.COM

PORTLAND THUNDER

BRIAN BEAUDRY
(509) 723-5411
BBEAUDRY@PORTLANDTHUNDER.COM

SAN ANTONIO TALONS

KEITH RECINE
(407) 758-2844
KRECINE@SANANTONIOTALONS.COM

SAN JOSE SABERCATS

SAM DREXLER
(650) 704-9600
S.DREXLER@THESANJOSESABERCATS.COM

SPOKANE SHOCK

BRETT GLEASON
(509) 339-5979
BGLEASON@SPOKANESHOCK.COM

TAMPA BAY STORM

BEN SHOTTEN
(813) 307-5906
BEN@TAMPABAYSTORM.COM

TAMPA BAY STORM SIDELINES

TAMPA BAY STORM CHEERLEADERS



SAVENAH
CAPTAIN



STEPHANIE
CAPTAIN




ANNA
ROOKIE



ANNIE
ROOKIE




ALEXANDRA
VETERAN



JALYSSA
VETERAN




LEXXIE
VETERAN



CHARISSA
ROOKIE



CRYSTAL
ROOKIE



EMILIE
ROOKIE



PHILIPPA
VETERAN




SHANIQUA
VETERAN




SALINA
VETERAN



ERIKA
ROOKIE



KERI
ROOKIE



MEGAN
ROOKIE

TAMPA BAY TIMES FORUM INFORMATION

In just a few short years the Tampa Bay Times Forum has reinvented itself with over \$45 million in improvements that have clearly revolutionized the industry.

With a wide array of venues spread throughout the United States, it can be difficult to find one that distinguishes itself from the others. That is not the case with the newly transformed Tampa Bay Times Forum, Florida's premier entertainment venue and home of the 2004 Stanley Cup Champion Tampa Bay Lightning and Five-Time Arena Football Champion Tampa Bay Storm.

Boasting unique features like lightning-throwing Tesla coils, an 11,000 square-foot Bud Light party deck with incredible views of the city and a massive five-manual, 105-rank digital pipe organ, the Tampa Bay Times Forum consistently ranks among the very best venues in the United States.

Digital Pipe Organ

The new digital pipe organ features five keyboards and 42 ranks of sounds, with a sound system comprised of 260 dedicated speakers.

Updated Suites

Each of the building's 69 suites has been completely reconstructed and finished with the most modern materials and technologies. With 20 suites less than 25 rows from the main floor, luxury seating options are in abundance for the most discriminating sports and entertainment fans.

Smoother Surfaces

Over 75,000 square feet covering the arena's concourses, Promenade and Terrace level have been resurfaced and sealed.

Brighter Lights

Two hundred forty-two new sport lights have been installed to increase our game night lighting by doubling our foot-candle levels, exceeding all NHL standards and enhancing HD broadcasts for all events.

New Views

The Bud Light Outdoor Party Deck located on the 300 level/Terrace level offers 10,000 square feet of gorgeous, unobstructed views of downtown Tampa. In addition to the views, the deck has five new concession stands and beverage bars with 10 new points of sale available to all arena guests.

Top to Bottom Luxury

Sixty-nine luxury suites have been enlarged with slick cool-to-touch in-counter stove burners and flat screen TVs.

Renovated Restrooms

To help enlarge our Executive Suites, 72 restrooms have been removed and replaced with eight exclusive hallway restrooms.

New Digital Signs

New Daktronics LED digital signs with 360-degree views. A total of 14 new LED displays offer up 1.7 million square pixels for pure viewing pleasure.

Upgraded Cuisine

The Tampa Bay Times Forum main restaurants have been transformed into one grand 9,000-square-foot dining experience called The Firestick Grill. The kitchen was replaced with four ovens, one broiler, 10 prep stations, three refrigerators and a 320-square-foot freezer.

Powered by the People

Approximately 1,250 men and women worked non-stop on the arena transformation over four months. That's over 175,000 hours on the job site. A total of 35 contractors have been utilized on-site at the Tampa Bay Times Forum. Eighty-five percent of the costs for the transformation have been paid to Florida firms for labor or products also supplied by Florida firms.

No Financial Burden to the Community

The \$40 million in renovations to the publicly owned Tampa Bay Times Forum were privately funded. No financial burden was placed on the community.

Signature Areas

Relax and enjoy your event from the comfort of your seat, or if you are feeling a little more social, take advantage of our party decks and bars located within the arena.

Bud Light Party Deck

The Bud Light Party Deck is located on the Terrace Level at Sections 304 and 328. The spacious 11,000-square-foot outdoor deck offers a variety of food and beverage options, including plenty of cold Bud Light. Take in the spectacular views of downtown Tampa while enjoying the great weather after a big Lightning win, a concert or any event.

Coors Light Between The Pipes Bar

The Lightning's new, grand digital pipe organ is the signature centerpiece to a new Terrace Level bar and fan destination. The litany of sounds this instrument makes actually rattles the arena's very foundation! Any guest can watch the game from the bar and hang with Ray, our master pipe organ player.

Firestick Grill

Enjoy breathtaking views of the Tampa skyline at this newly renovated restaurant located on the Club Level (4th Floor) across from Section 201. This sumptuous buffet opens two hours before most events, and reservations are strongly recommended.

Scoreboard

Don't miss a minute of the action on the scoreboard measuring 28 feet high by 50 feet wide. The display features the largest high-definition, center-hung video panels in any arena throughout the United States and Canada. It includes a state-of-the-art control room and allows for a true high-definition signal with 1,296 lines of resolution.



2014 STORM BROADCAST INFORMATION

2014 TAMPA BAY STORM SCHEDULE

Day Of Game	Opponent/ Location	Broadcast Start	Game Start	Radio Station	TV Station
Fri. 3/14	NEW ORLEANS	7:00 PM	7:30 PM	WDAE	
Fri. 3/21	at San Antonio	8:00 PM	8:30 PM	WDAE	
Sat. 3/29	ORLANDO	7:00 PM	7:30 PM	WDAE	CBSSN
Fri. 4/4	PHILADELPHIA	7:00 PM	7:30 PM	WHNZ	ESPNEWS
Fri. 4/11	at Jacksonville	7:00 PM	7:30 PM	WHNZ	
Sat. 4/19	at Orlando	7:30 PM	8:00 PM	WHNZ	
Sat. 4/26	SPOKANE	7:00 PM	7:30 PM	WHNZ	CBSSN
Sat. 5/3	PORTLAND	7:00 PM	7:30 PM	WDAE	
BYE WEEK					
Sat. 5/17	at Philadelphia	5:30 PM	6:00 PM	WHNZ	
Sat. 5/24	JACKSONVILLE	7:00 PM	7:30 PM	WHNZ	CBSSN
Fri. 5/30	at New Orleans	8:00 PM	8:30 PM	WHNZ	
Sat. 6/7	PHILADELPHIA	4:30 PM	5:00 PM	WHNZ	
Sat. 6/14	at Iowa	7:35 PM	8:05 PM	WHNZ	
Sat. 6/21	ORLANDO	7:00 PM	7:30 PM	WHNZ	
Fri. 6/27	at Cleveland	6:30 PM	7:00 PM	WHNZ	
BYE WEEK					
Fri. 7/11	at San Jose	10:00 PM	10:30 PM	WHNZ	
Mon. 7/21	at Spokane	8:00 PM	8:30 PM	WDAE	ESPN2
Sat. 7/26	CLEVELAND	7:00 PM	7:30 PM	WHNZ	

Storm fans can catch all the Tampa Bay Storm games on the radio by tuning into Clear Channel's AM 1250 WHNZ or by clicking the "Listen Live" button on the station's website 1250whnz.com. A handful of games will broadcast on AM 620 WDAE throughout the season.

Local radio personalities Jack Harris and Darek Sharp, as well as long time Storm commentator Jason Dixon, will call the action live from the booth.

Fans can also tune into the Storm Report Tuesday at 7:00 PM as AM 620 WDAE's Darek Sharp brings team and league updates, interviews, recaps from the previous week's action and insights into the upcoming opponent on AM 1250 WHNZ during the 2014 season.



MEDIA DIRECTORY

NEWSPAPER

TAMPA BAY TIMES

490 First Avenue South
St. Petersburg, FL 33701
Phone: 727-893-8111 / Fax: (727) 893-8981
Beat Writer: Brandon Wright,
oraclebrandon@yahoo.com
Website: www.tampabay.com

TAMPA TRIBUNE

200 South Parker St.
Tampa, FL 33602
Phone: (813) 259-7860 / (813) 245-6130
Fax: (813) 259-8148
Editor: Joanne Korth,
JKorth@Tampatrib.com
Beat Writer: TBD
Web site: www.TBO.com

BRADENTON HERALD

102 Manatee Ave. West
Bradenton, FL 34205
Phone: (941) 748-0411 / Fax: (941) 748-7097
Editor: Alan Bellittera, ABellittera@bradenton.com
Phone: (941) 745-7052
Sports Desk: (941) 748-0411, EXT. 6686
Web site: www.bradentonherald.com

SARASOTA HERALD-TRIBUNE

1741 Main St., Sarasota, FL 34236
Phone: (941) 953-7755 / Fax: (941) 361-4880
Reporters: Mic Huber, Chris Anderson,
Doug Fernandez
Editor: Scott Peterson, scott.peterson@heraldtribune.com
Phone: (941) 361-4863
Sports Columnist: Doug Fernandes, doug.fernandes@heraldtribune.com
Phone: (941) 361-4854
Web site: www.herald-trib.com

THE LAKELAND LEDGER

P.O. Box 408, Lakeland, FL 33802
Fax: 863-802-7812
Sports Editor: Andy Koppers, andy.koppers@theledger.com
Phone: (863) 802-7508
Sports reporter: Lisa Coffey, lisa.coffey@theledger.com
Phone: (863) 401-6971
Web site: www.theledger.com

TELEVISION STATIONS

WFLA (NBC-8)

P.O. Box 1410, Tampa, FL 33601
Phone: (813) 221-5788
Fax: (813) 225-2770
Dan Lucas, Anchor, dlucas@wfla.com
Phone: (813) 221-5788
Web site: www.wfla.com

Bright House Sports Network

(Broadcast Partner)
St. Petersburg Office:
700 Carillon Parkway, Suite 9
St. Petersburg, FL 33716
Phone: (727) 329-2400 / (888) 437-1239
Fax: (727) 329-2434
Pinellas Park Office:
7901 66th St. N., Pinellas Park, FL 33781
Phone: (727) 329-2417
Fax: (727) 578-1705
Email: comments@catch47.com
Rock Riley, Rock.Riley@bhsn.com
Sports E-mail: sports@baynews9.com
Web site: www.baynews9.com

WTSP (CBS-10)

11450 Gandy Blvd., P.O. Box 10000
St. Petersburg, FL 33702
Phone: (727) 577-8489
Fax: (727) 576-6924
Producer: Chris Tilley,
ctilley@TampaBays10.com
Web site: www.wtsp.com

WFTS (ABC-28)

WFTS ABC Action News
4045 N. Himes Avenue
Tampa, FL 33607
Phone: (813) 354-2828
Reporter: Tom Korun, tkorun@wfts.com
E-mail: akeck@wfts.com
Phone: (813) 354-2845
Web site: www.wfts.com

WTVT (FOX-13)

3213 West Kennedy Blvd.
Tampa, FL 33609
Phone: (813) 870-9730 / Fax: (813) 871-3135
Reporter: Chip Carter,
chip.carter@foxtv.com
Phone: (813) 870-9733
Reporter: Chris Field, chris.field@foxtv.com
Phone: (813) 870-7105
Web site: www.wtv.com

RADIO STATIONS

WDAE-AM 620 "THE SPORTS ANIMAL"

4002 Gandy Blvd.
Tampa, FL 33611
Phone: (813) 990-4620
Program Director: Steve Versnick,
steveversnick@clearchannel.com
Phone: (813) 832-1508
Web site: www.620wdae.com

WQYK-AM 1010 "THE TEAM."

CBS Radio, WQYK
9721 Executive Center Drive N., #200
St. Petersburg, FL 33702
Phone: (727) 579-1925
JP Peterson, jpshotlunch@yahoo.com
Justin Palowski, jpalowski324@yahoo.com
Web site: www.tampa.cbslocal.com/station/1010-sports

WWBA 1040-AM

4300 W. Cypress, Suite #1040
Tampa, FL 35607
Phone: (813) 281-1040
Fax: (813) 281-1948
Program Director: Marc Larsen
Phone: (813) 281-1040
Website: news@wwba1040.com

WHBO 1470-AM

9661 82nd Ave. North
Seminole, FL 33777
Phone: (813) 281-1040
Studio: (727) 562-1040
FAX: (727) 397-9312

WFLA-AM Newsradio 970

4002 Gandy Blvd.
Tampa, FL 33611
Phone: (813) 839-9393
Fax: (813) 224-0183
Morning Show Host: Jack Harris, jackharris@clearchannel.com
Web site: www.970wfla.com

1250 WHNZ-AM (Flagship station)

4002 Gandy Boulevard
Tampa, FL 33611
Phone: 813-839-9393
Producer: Chris Pagliuca,
christopherpagliuca@clearchannel.com
Phone: (813) 832-1413
http://www.whnz.com

SPECIALTY MEDIA

TAMPA BAY BUSINESS JOURNAL

4350 W. Cypress St., Ste. 400
Tampa, FL 33607
Phone: (813) 873-8225
Fax: (813) 873-0219
Editor: Bridgette Mill
Phone: (813) 873-8225
E-mail: TampaBay@bizjournals.com
Web site: www.tampabay.bizjournal.com

ARENA FAN

Editor/Writer: Joe Kaufman,
joe.kauffman@arenafan.com
Phone: (813) 732-4287
Reporter: Adam Markowitz
Phone: (727) 530-1714
E-mail: editors@arenafan.com
Web site: www.arenafan.com

MEDIA GUIDELINES

Media may park in the North Lot located on the east side of the Tampa Bay Times Forum on the northeast corner of Channelside and Caesar. Media must present a media credential or check in with the attendant for access. Media members can be added to the parking list on a single-game basis, but parking spaces are limited. Requests must be made when requesting game credentials.

For 7:30 games, television trucks (one truck per outlet) will be permitted access to the compound starting at approximately 4:30 p.m., but must leave by 6:30 p.m. due to space limitations. For the game, trucks must be relocated to VIP West on the West side of the Tampa Bay Times Forum.

MEDIA CREDENTIALS

Media credentials will be issued only for working members of the media. Season credentials will be issued to those assigned to cover the Storm regularly, and single game credentials must be requested via email or fax on company letterhead at least 24 hours in advance. The entrance for credentials is located at the service entrance on the southeast side of the Tampa Bay Times Forum (Gate D). It opens two and a half hours (5:00 p.m. for a 7:30 p.m. start) prior to the start of Storm games. All media must enter through Gate D.

PRESS DINING

Press Dining is located on Level 1 (Event Level) on the south side of the building. Meal and beverage service begins two hours before kickoff and ends five minutes after the start of each game. Only individuals with credentials will be allowed access to the media lounge.

MEDIA WORK ROOM

The media work room is located on Level 1 (Event Level) on the south side of the building next to the media lounge. It is open and available for use by working media before, during and after games. Long distance calls must be made on a credit card or collect basis.

TOM McEWEN PRESS BOX ACCESS

To access the press box, please use the freight elevator located on Level 1 (Event Level) on the east side of the Tampa Bay Times Forum. The elevator will be available at the Press Box (Level 7) at the end of each game for immediate access to the locker rooms. Should you wish to take an alternative route, please take the stairs at the south end of the press box to the Terrace Level (Level 6). Then take the public stairs to the Plaza Level (Level 3). Proceed to the southwest corner (behind section 128) and take the elevator to the Event Level.

TOM McEWEN PRESS BOX

The Tom McEwen Press Box is located on Level 7 on the east side of building. Booths will be assigned to radio, television, coaching staffs and off-field officials. Media will be assigned to seats, which will be posted for each game in the press box and media work room. Please sit in your assigned seat, or see a Storm public relations representative if you have not been assigned one.

PRESS BOX SERVICES

Telephones and internet access (wireless is available) are provided for use by media throughout the press box. Long distance calls must be made on a credit card or collect basis. Electrical outlets are located at the base of the wall in front of each seat. Television monitors have been positioned above the seating area.

Pregame notes, stats and rosters will be available one hour prior to the start of the game in the press box and in the media work room. Game summary sheets will be distributed between quarters and following the end of the game in the press box, locker room and working media room. Attendance will be made available at the start of the fourth quarter. Beverages and snacks will be available in the press box during each game.

PHOTO

Scott Audette, Storm team photographer, will assign photo locations. Please be sure to see Scott prior to each game for assigned locations. It is imperative that all photographers be courteous to spectators and especially cognizant not to obstruct the view of paying customers. The photo room is located on Level 1 (Event Level) and available for still photographers. The room is equipped with phone lines, televisions and power. Contact Scott Audette regarding photo room usage – Saudette@tampabaytimesforum.com.

PHOTO LOCATIONS

Photographers may shoot from behind either endzone during the game. It is also possible to shoot from elevated positions throughout the Tampa Bay Times Forum. As a reminder, it is imperative that all photographers be courteous to spectators and especially cognizant not to obstruct the view of paying customers.

LIVE SHOTS

There are several live shot locations in the Tampa Bay Times Forum. Please see a member of the public relations staff prior to the game to make arrangements. If you are assigned a location in a seating area, setup must be complete at least one hour prior to the start of the game, as ticket holders will occupy this area. Requests for a live interview must be submitted 24 hours in advance.

GAME FOOTAGE

Local TV stations are reminded that you are not permitted to shoot game action if the game is televised locally, nationally or back to visiting market. Local stations will be permitted to shoot game highlights if there is no television coverage. Contact Tampa Bay Times Forum public relations prior to a non-televised game for an assigned location.

LOCKER ROOM ACCESS

Access to the locker room corridor will be strictly enforced to only allow credential-holders into this area. The Storm locker room is closed to all media and broadcasters prior to games; however, a member of the Storm public relations staff will be available in the locker room hallway prior to games to bring out requested players for interviews until 90 minutes before the opening kick-off.

The Storm locker room will open within 10 minutes after the conclusion of games. Coach Dave Ewart will meet with the media approximately 10 minutes after the conclusion of the game. The Storm locker room is not open before or after practices. The coaching staff and players will be available on the field after the conclusion of practice.

INJURY REPORTS

A member of the public relations staff will provide in-game injury reports as quickly as they are available from the Storm medical staff. No media will be permitted in the locker room area while play is in progress and should not approach medical personnel during the course of a game. The Storm will also provide an injury report approximately 20 minutes after the conclusion of each game and again the following day.

GUESTS

Guests will not be permitted in the Tampa Bay Times Forum without prior approval by the public relations department. Media caught bringing guests into the Tampa Bay Times Forum without prior approval will have their credentials revoked.

AUTOGRAPHS

No credential-holders are permitted to ask players or coaches for autographs before, during or after games. Violators of this policy will immediately have their credentials revoked.

TRANSFER OF CREDENTIALS

Transfer of credentials is strictly prohibited. Violators will forfeit credentials for the remainder of the season. If you encounter a problem or have questions, please ask a member of the Tampa Bay Times Forum public relations staff. Be assured we will do everything possible to satisfy your request or answer your questions.

TAMPA BAY STORM ONLINE



TampaBayStorm.com is the premier online source for Tampa Bay Storm news and information. TampaBayStorm.com features team and player news, press releases, team stats, photographs, cheerleader information, an online ticket order form, online media guides and much more. Produced and maintained by the Storm communications department, TampaBayStorm.com also provides unrivaled insight and features covering the Storm with weekly columns such as "In the Eye of the Storm," "Beyond the Gridiron" and unique video content.

AFL ONLINE



ArenaFootball.com covers breaking news regarding the league and provides AFL enthusiasts with statistics and insider information on their favorite teams.

Fans can also follow live game coverage via CBSi of every Storm game by clicking on the video tab on the Storm page.

Additionally, ArenaFootball.com also featured message boards, newsletters, merchandise, contests, and a fantasy Football league.

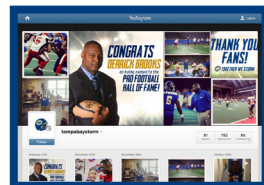
STORM SOCIAL MEDIA



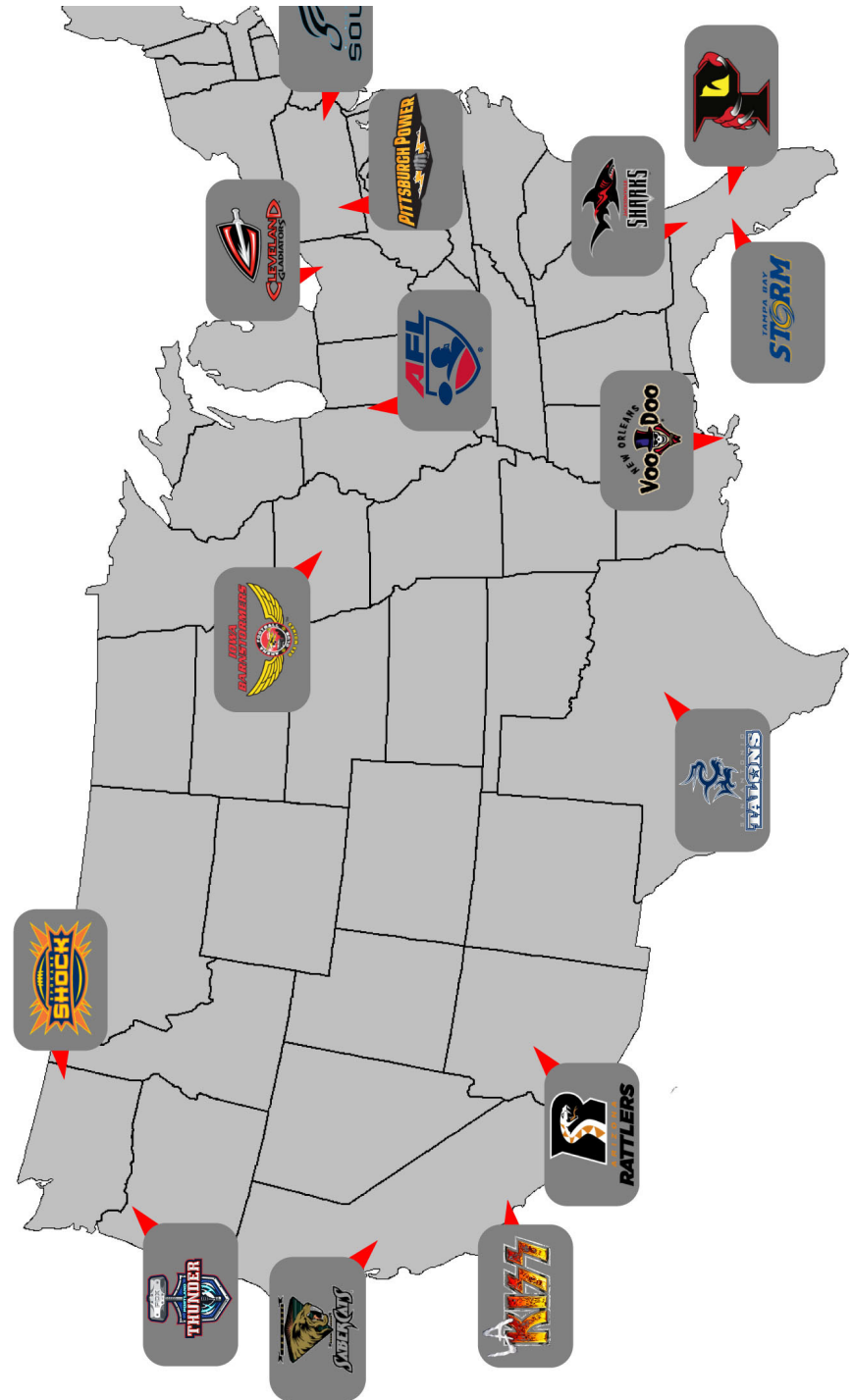
Facebook.com/TampaBayStorm



Twitter.com/TampaBayStorm



instagram.com/tampabaystorm





THERE IS NO CALM

