

2014 Spokane Shock Media Guide



TOGETHER. LET'S SHOCK THE WORLD.

Table of Contents

2014 Schedule		Pg. 2
Media Information		Pg. 3
AFL Media Contacts		Pg. 4
Shock Personnel		Pg. 5
Arena Information		Pg. 6
2014 Coaches Bios		Pg. 7
2014 Shock Roster		Pg. 9
2014 Player Bios		Pg. 11
2014 Shock Dance Team		Pg. 23
2013 Game Reviews		Pg. 24
Rules of the Game		Pg. 44
Playoff Qualifications		Pg. 45
2013 Statistics		Pg. 47
Team Stats	Pg. 47	
Individual Stats	Pg. 48	
Shock AFL Record Seasons		Pg. 51
Shock All-Time Roster		Pg. 54
AFL History		Pg. 55
Af2 History		Pg. 59
Regional TV Schedule		Pg. 60
2014 Radio Broadcast Team		Pg. 61
2013 AFL All-Arena Teams		Pg. 62
Commissioner Biography		Pg. 63
2014 AFL Staff		Pg. 64
Mission Statement and Fans' Bill of Rights		Pg. 65
2014 AFL Officials		Pg. 66



2014 SCHEDULE

TOGETHER. LET'S SHOCK THE WORLD.

Mar 15	IOWA	7:00 PM	May 23	SAN JOSE	7:00 PM
Mar 23	at Arizona	3:00 PM	May 30	PORTLAND	7:00 PM
Apr 4	at San Jose	7:30 PM	Jun 7	at Jacksonville	4:00 PM
Apr 12	PORTLAND	7:00 PM	Jun 14	at San Jose	7:30 PM
Apr 19	CLEVELAND	7:00 PM	Jun 20	SAN ANTONIO	7:00 PM
Apr 26	at Tampa	4:30 PM	Jun 28	at Los Angeles	7:00 PM
May 4	at Los Angeles	4:00 PM	Jul 12	ARIZONA	7:00 PM
May 9	PITTSBURGH	7:00 PM	Jul 21	TAMPA	5:30 PM
May 18	at Arizona	6:00 PM	Jul 26	at Portland	7:00 PM

all game times listed in pst. game times subject to change. visit www.spokaneshock.com for latest schedule updates and team news.

Tickets on sale now- Call the Shock at 509-242-7462



Media Information

Player interviews

All player interview requests will be reviewed on a first-come, first-serve basis.

a) Practice: Every Tuesday Shock practices are open to the media, unless otherwise specified. Most practices will be held at the Shock Center in the Valley at 3212 N. Eden Road. Occasionally, practices will be held at the Spokane Arena. To verify the location, please contact Brett Gleason via email at bgleason@spokaneshock.com. Players will be available for members of the media immediately after practice. All interviews at the Shock Center will be conducted in the lobby.

b) Post-Game: Immediately following every game all players and coaches will be available for a brief interview period before they begin the league required post-game autograph session.

Game Day

On game day, three camera pods will be reserved to shoot the game: 114, 115, and 117. These pods will be available on a first-come, first-serve basis. If you would like to shoot from the field level, cameras will be allowed in the FoxHole at the east end of the field for event level shooting. At the end of the game, members of the media will be able to access the field from the southwest corner on the event level (below section 112) for postgame interviews.

a) Credentials: Media members will be issued credentials that will give them access to the event level (for post-game interviews), the concourse level, and the press box.

b) Day of Game Credentials: Will be issued on a first come first serve basis and all requests must be made at least one week prior to the event. Those requests can be sent to bgleason@spokaneshock.com

c) Parking: Members of the media will be issued a parking pass to park in the 24-hour security lot (off of Mallon Street). This lot fills up quickly and once the spots are filled, they are filled.

d) In Game/Post Game Information: Statistics will be delivered on a quarterly basis. Final game statistics and a game story will be emailed out immediately after the game.

AFL Media Contacts

**Anthony Herron**

Senior VP of Communications
Direct: (312) 465-2212
Cell: (319) 621-5281
aherron@arenafootball.com

BJ Pickard

Director of Communications
Direct: (312) 465-2204
Cell: (715) 225-4564
bjpickard@arenafootball.com

Mallory Treleaven

Senior Manager of Media and Team Operations
Direct: (312) 465-2206
Cell: (708) 306-1826
mtreleaven@arenafootball.com

Arizona Rattlers

Dale Hajek
(602) 460-1378
dhajek@azrattlers.com

Jacksonville Sharks

Zander Kean
(508) 523-0694
zander@jaxsharks.com

Iowa Barnstormers

Bri Funte
(641) 512-0925
bfunte@theiowabarnstormers.com

LA Kiss

Louise Troen
(323) 761-7232
lakiss@miller-pr.com

New Orleans Voodoo

Grant Yenni
(504) 676-2500
grant@aflvoodoo.com

Philadelphia Soul

Tom Goodhines
(215) 840-3232
tgoodhines@philadelphiasoul.com

San Antonio Talons

Keith Recine
(407) 758-2844
krecine@sanantoniotalons.com

Orlando Predators

Jeff Schmidt
(239) 293-4125
jschmidt@orlandopredators.com

Pittsburgh Power

Lauren Hametz
(814) 397-4667
lhametz@pittsburghpowerfootball.com

Portland Thunder

Brian Beaudry
(509) 723-5411
beaudry@portlandthunder.com

Tampa Bay Storm

Ben Shotten
(631) 514-9606
ben@tampabaystorm.com

San Jose Sabercats

Sam Drexler
(650) 704-9600
s.drexler@thesanjosesabercats.com

Cleveland Gladiators

Pam Frasco
(216) 310-6959
pfrasco@theqarena.com

Shock Personnel

General Information

3212 Noth Eden Road Suite B
Spokane, WA 99216
info@spokaneshock.com
Office: (509) 242-7462
Fax: (509) 926-1075



Ticket Department

Andrew Dolan

Director of Ticket Sales
(509) 242-7478
adolan@spokaneshock.com

Trevor Sharpe

Group Tickets
(509) 242-7473
tsharp@spokaneshock.com

Thomas Knowlton

Senior Director of Corporate Sales
(509) 242-7474
thomas@spokaneshock.com

Samantha Flett

Corporate Sales Manager
(509) 462-9606
samantha@spokaneshock.com

Louis Hurd

Corporate Sales Manager
(509) 462-9601
louis@spokaneshock.com

Marketing/Operations

John McMullan

Director of Game Day Ops
(509) 462-9602
john@spokaneshock.com

Crystal Medina

Community & Public Relations
(509) 242-7477
cmedina@spokaneshock.com

Communications

Brett Gleason

Director of Communication
(509) 242-7476
bgleason@spokaneshock.com

Sales/Sponsorships

Kathy Bevan

Vice President, Sales
(509) 242-7674
kbevan@spokaneshock.com

Player Personnel

Ryan Eucker

Director of Player Personnel
(509) 242-4041
reucker@spokaneshock.com

Coaching & Support

Andy Olson

Head Coach
(509) 462-9604
aolson@spokaneshock.com

Genaro Fernandez

Equipment Manager
(509) 714-8303
g@spokaneshock.com

Arena Information

Spokane Veterans Memorial Arena (10,775)

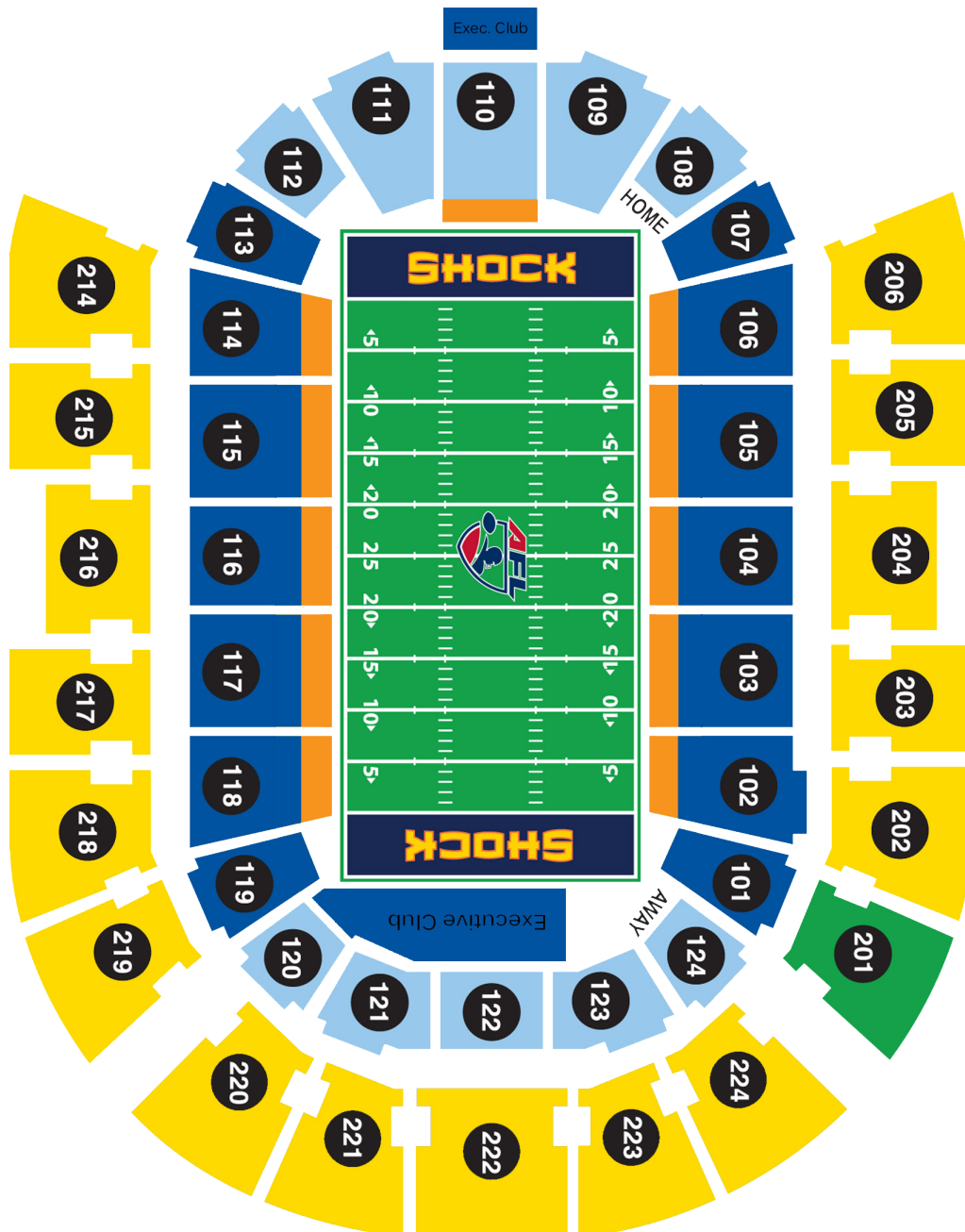
720 W Mallon

Spokane, WA 99201

Main Phone: (509) 279-7000

Press Box Phone: (509) 279-7449


Press Entrance: Loading dock, located off Mallon Ave.



2014 Coaches Bio

Andy Olson **Head Coach**

The 2013 season marked Olson's second full season as the Head Coach for the Shock and resulted in a record breaking season not only for the franchise, but for the Arena Football League. Finishing the season with a 15-5 overall record, the Shock offense ended the season with 1,198 points scored (third most in league history) as they scored 66.6 points per game (second best in the AFL, third most in league history). On top of the team's potent offense, the Shock finished the year with 14 wins by 10 points or more which set a new AFL single-season record. Olson's offense was led by the 2013 AFL MVP QB Erik Meyer and Receiver of the Year Adron Tennell as Meyer set new single-season franchise records in passing yards (4,667), passing touchdowns (106), and rushing touchdowns (15) while Adron Tennell broke his own 2012 records in points scored (336) and receiving touchdowns (49).



Olson's first season as Head Coach in 2012 ended with a 10-8 overall season, however, in a dominant West Conference with Spokane, Arizona, Utah, and San Jose all having winning overall records; the Shock fell just a few plays shy in key inter-conference play and missed the playoffs. There were many highlights during the 2012 season. Spokane averaged 59.1 points per game (fifth in the league) which included a 90-point outing against San Jose on June 23rd. QB Kyle Rowley set an AFL single-game touchdown record in that game against the SaberCats (12). Kicker Kenny Spencer set a single-season AFL record for converted PATs (146) and Adron Tennell set single-season franchise records in receptions (157), yardage (1810) and touchdowns (40).

As Offensive Coordinator in 2011 for 17 games, the Shock averaged 58.8 points/game (fifth in the league). Despite an injury plagued season in which the team used seven different quarterbacks, Spokane still posted 70 points or more in six contests, including a season-high of 76 in a victory over the Utah Blaze in the Joe Albi Summer Outdoor Classic.

In 29 regular season games as a player with the Shock, Olson recorded 220 receptions for 2,201 yards and 36 touchdowns. During his four-year collegiate career at Western Washington University, Olson set the all-time record for touchdowns (31) and receptions (183) and was second all-time in receiving yards (2,990).

Travis Crusenberry ***Defensive Coordinator and Line Coach***

Nine-year Arena Football coaching veteran Travis Crusenberry returned in 2013 to coach Spokane's offensive and defensive lines and serve as the Defensive Coordinator for his second season under Head Coach Andy Olson.

During the 2013 AFL season, Crusenberry's defense and special teams was able to set new franchise single-season records in support of the Shock's potent offense. DB Paul Stephens set an AFL single-game record with 5 interceptions while finishing the season with a new franchise single-season record of 12. LB Beau Bell tied the franchise mark in single-season sacks (8.5) while Terrance Sanders set new franchise marks in tackles (101), all-purpose yards (2,428) and kick returns for touchdowns (6). Sander's 2,265 kickoff return yards was also a new AFL single-season record.

After coaching the Shock offensive and defensive lines during their championship season in 2006, Crusenberry moved on to the AFL's Kansas City Brigade where he also was the Director of Player Personnel for two seasons. He returned to Spokane in 2010, helping Spokane bring home their 3rd Championship. Coach Crusenberry's previous experience with player personnel creates yet another avenue for players to gain the opportunity to play at the next level.

Ruscharl Dodd-Masters ***Defensive Backs Coach***

After three years in uniform in the AFL, two with the Shock, Ruscharl Dodd-Masters made the transition into coaching. Being a vocal presence on the field during his playing days, Dodd-Masters believed the transition into coaching was a natural one for him to make.

During his three years in the league, Dodd-Masters recorded 176.5 total tackles and eight interceptions for 112 yards and one touchdown. In addition to his time in the secondary in Spokane and San Jose, Dodd-Masters also saw action returning kicks, totaling 106 kickoff returns for 1,837 yards and two touchdowns.

Before taking to the AFL, Dodd-Masters spent four years on the field for the UNLV Rebels. At UNLV he recorded 116 tackles, 10 passes defended and three interceptions. Prior to his senior year at UNLV in 2003 he was named preseason Third-Team All-MWC in Phil Steele's preview.

Being born in Bagdat, Germany and moving to the states, he is a product of DeAnza High School in Richmond, CA. Playing on both sides of the ball, Dodd-Masters totaled six interceptions (two for touchdowns), and seven touchdowns on offense. After completing his prep career, Dodd-Masters was named First-Team All-Metro and First-Team All-West County.

2014 Roster - Alphabetical

#	Name	Pos.	Ht	Wt	College	Exp.	Hometown
75	AFIF, Patrick	OL	6-7	315	Washington State	7*	
11	BRIGGS, Diyral	DL	6-4	255	Bowling Green	2*	
16	BROWN, Jarrett	QB	6-3	220	West Virginia	R*	
23	CARTER, Rashaad	WR	6-2	210	Tusculum	R*	
66	GALLINGTON, Deveric	OL	6-3	335	Texas Tech	R*	
4	GEATHERS, Jeremy	DL	6-3	255	UNLV	4*	
55	JACKSON, Mark	OL	6-6	325	Glenville State College	R*	
10	JOSEPH, Andrew	WR	5-9	175	Louisiana Lafayette	R	
9	MEYER, Erik	QB	6-2	210	Eastern Washington	4*	
8	MOORE, Terence	LB	6-2	225	Troy	2*	
21	NNABUIFE, Bryant	DB	6-1	195	California	R*	
3	PLEASANT, Josh	DB	5-10	190	Kent State	1	
72	ROBINSON, Duke	OL	6-5	330	Oklahoma	1*	
6	ROWAN, Taylor	K	6-0	190	Western Illinois	3*	
44	RUFFIN, James	DL	6-4	265	Northern Iowa	2*	
5	SANDERS, Terrance	DB	5-11	185	Eastern Illinois	5	
56	SUMMERS, Derrick	DL	6-1	260	Toledo	3*	
67	TAYLOR, Terrance	DL	6-0	320	Michigan	4*	
17	TENNELL, Adron	WR	6-5	205	Oklahoma	3	
2	THOMPKINS, Brandon	WR	5-10	185	Arkansas State	4*	
51	TUPUA, Samuel	OL	6-2	330	Idaho	R	
7	WASHINGTON, Mike	WR	5-8	175	Hawai'i	3	
13	WILLIAMS, Jimmy	DB	6-3	210	Virginia Tech	R*	

Pronunciation Guide

Samuel Tupua (*to-pooh-ah*)

Adron Tennell (*a-dron*)

Brandon Peguese (*pah-geese*)

Diyral Briggs (*dy-rahl*)

Bryant Nnabuiife (*na-boof-e*)

Mmniya Smith (*ma-ny-ah*)

Patrick Afif (*ah-feef*)

2014 Roster - Numerical

#	Name	Pos.	Ht	Wt	College	Exp.	Hometown
2	THOMPkins, Brandon	WR	5-10	185	Arkansas State	4*	
3	PLEASANT, Josh	DB	5-10	190	Kent State	1	
4	GEATHERS, Jeremy	DL	6-3	255	UNLV	4*	
5	SANDERS, Terrance	DB	5-11	185	Eastern Illinois	5	
6	ROWAN, Taylor	K	6-0	190	Western Illinois	3*	
7	WASHINGTON, Mike	WR	5-8	175	Hawai'i	3	
8	MOORE, Terence	LB	6-2	225	Troy	2*	
9	MEYER, Erik	QB	6-2	210	Eastern Washington	4*	
10	JOSPEH, Andrew	WR	5-9	175	Louisiana Lafayette	R	
11	BRIGGS, Diyral	DL	6-4	255	Bowling Green	2*	
13	WILLIAMS, Jimmy	DB	6-3	210	Viginia Tech	R*	
16	BROWN, Jarrett	QB	6-3	220	West Virginia	R*	
17	TENNELL, Adron	WR	6-5	205	Oklahoma	3	
21	NNABUIFE, Bryant	DB	6-1	195	California	R*	
23	CARTER, Rashaad	WR	6-2	210	Tusculum	R*	
44	RUFFIN, James	DL	6-4	265	Northern Iowa	2*	
51	TUPUA, Samuel	OL	6-2	330	Idaho	R	
55	JACKSON, Mark	OL	6-6	325	Gelvinville State College	R*	
56	SUMMERS, Derrick	DL	6-1	260	Toledo	3*	
66	GALLINGTON, Deveric	OL	6-3	335	Texas Tech	R*	
67	TAYLOR, Terrance	DL	6-0	320	Michigan	4*	
72	ROBINSON, Duke	OL	6-5	330	Oklahoma	1*	
75	AFIF, Patrick	OL	6-7	315	Washington State	7*	

Pronunciation Guide

Samuel Tupua (**to-pooh-ah**)

Adron Tennell (**a-dron**)

Brandon Peguese (**pah-geese**)

Diyral Briggs (**dy-rahl**)

Bryant Nnabuiife (**na-boof-e**)

Mmniya Smith (**ma-ny-ah**)

Patrick Afif (**ah-feef**)

Player Bios



Patrick Afif

OL

#75

2013: 3/24 vs. CLE: Not on roster ... 3/31 vs. CHI: Not on roster ... 4/5 vs. IOWA: Not on roster ... 4/12 vs. AZ: Not on roster ... 4/19 vs. SJS: Started at OL ... 4/27 vs. TBY: Started at OL ... 5/4 vs. UT: Started at OL ... 5/11 vs. ORL: Started at OL ... 5/17 vs. NOLA: Started at OL ... 5/24 vs. SAT: Started at OL ... 6/1 vs. SJS: Started at OL... 6/8 vs. JAX: Started at OL ... 6/15 vs. AZ: Started at OL ... 6/21 vs. UT: Started at OL...2 receptions for 14 yards ... 7/6 vs. TBY: Injured Reserve ... 7/13 vs. JAX: Injured Reserve ... 7/19 vs. SAT: Injured Reserve ... 7/26 vs. PIT: Injured Reserve ...

Height: 6-7
Weight: 315
Experience: 7
College: Washington State
Hometown:
Acquired:

Other Professional Experience: San Antonio Talons (AFL), New Orleans VooDoo (AFL), Philadelphia Soul (AFL), Sacramento Mountain Lions (UFL), Orlando Predators (AFL), Edmonton Eskimos (CFL) Arizona Rattlers (AFL), San Jose SaberCats (AFL).

College: Played offensive line for Orange Coast College before transferring to Washington State in 2004.

Career AFL Statistics

Year	Team	Rec	Yds	TD
2010	ORL	1	9	0
2013	SPO	3	17	0

Year	Team	Tack	Ast	Sacks	PB	FF	FR	Blk	INT	Yds	TD
2007	SJ	0	1	0.0	0	0	0	0	0	0	0
2010	ORL	1	0	0.0	0	0	0	0	0	0	0
2012	NOLA	0	1	0.0	0	0	0	0	0	0	0



Diyral Briggs

DL

#11

2013: 3/24 vs. CLE: Not on Roster... 3/31 vs. CHI: Not on Roster ... 4/5 vs. IOWA: Not on Roster ... 4/12 vs. AZ: Not on Roster ... 4/19 vs. SJS: Not on Roster ... 4/27 vs. TBY: Not on Roster ... 5/4 vs. UT: Not on Roster ... 5/11 vs. ORL: Not on Roster ... 5/17 vs. NOLA: Not on Roster ... 5/24 vs. SAT: 1 solo tackle, 1 assisted tackle, 1 sack, 3 QB hurries ... 6/1 vs. SJS: 1 assisted tackle ... 6/8 vs. JAX: 1 assisted tackle ... 6/15 vs. AZ: 2 solo tackles, 1 tackle for loss ... 6/21 vs. UT: Started at DL...1 solo tackle, 1 assisted tackle, 1 tackle for loss, 1 forced fumble, 1 sack ... 7/6 vs. TBY: Started at DL...2 solo tackles, 2 QB hurries ... 7/13 vs. JAX: Started at DL... 2 solo tackles, 1 tackle for loss, 1 forced fumble, 1 sack... 7/19 vs. SAT: Started at DL...1 fumble recovery for a touchdown, 1 safety ... 7/26 vs. PIT: ...Started at DL...2 solo tackles, 1 assisted tackle, 1.5 tackles for loss, 1 sack, 1 QB hurry...

Height: 6-4
Weight: 255
Experience: 2
College: Bowling Green
Hometown:
Acquired:

Other Professional Experience: Virginia Destroyers (UFL), San Francisco 49ers (NFL), Denver Broncos

(NFL), Green Bay Packers (NFL).

College: Playing his collegiate football at Bowling Green State University, Briggs redshirted in 2004. In 2005, Briggs played in 11 games and recorded 38 total tackles, 5 tackles for loss, 4.5 sacks and 3 fumble recoveries. In 2006, started 7 games and played in all 12 on his way to recording 69 total tackles, 10.5 tackles for loss, 7 sacks, 1 pass breakup, 1 fumble recovery on his way to being named MAC Player of the Year. In 2007, played in 12 games and recorded 54 total tackles, 6.5 tackles for loss, 5 sacks, 1 pass breakup on his way to receiving first-team All-MAC honors.

Personal: While at Edison High School Chambers was part of the first team Class 5A all-state with 40 receptions for 754 yards and six touchdowns. He helped his team to an 11-3 record and a state semi-finals berth.

Career AFL Statistics

Year	Team	Tack	Ast	Sacks	PB	FF	FR	BLK	Int	Yds	TD
2012	KC	26	13	5.0	2	2	2	0	0	0	0
2013	SPO	10	5	4.0	0	2	1	0	0	0	0



Jarrett Brown

QB

#16

2013: No 2013 game logs.

Other Professional Experience: San Francisco 49ers (NFL), BC Lions (CFL).

College: After seeing only one start in his first three years with West Virginia, Brown started in all 13 games during the 2009 season. His senior year in charge of the Mountaineers offense he threw for 2,144 yards and 11 touchdowns while also rushing for 466 yards and an additional six touchdowns. Over

his four years at West Virginia he accounted for 29 touchdowns and 4,121 yards.

Personal: 6-A all-state quarterback from Palm Beach Lakes High ... Sun-Sentinel player of the year ... passed for 1,800 yards, 18 touchdowns as a senior, with 485 yards rushing ... led Coach Dan Sanso's Rams to an 8-2 record and the state quarterfinals ... more than 7,100 career passing yards and 73 TDs.

Height:	6-3
Weight:	220
Experience:	R
College:	West Virginia
Hometown:	West Palm Beach, FL
Acquired:	



Rashaad Carter

WR

#23


Other Professional Experience: Baltimore Ravens (NFL).

College: Spent 4 seasons with Tusculum ... appeared in 10 games his freshman year in 2008 with 24 receptions, 358 yards and three touchdowns ... recorded a reception in 10 games his second season in 2009 with 510 yards and three touchdowns ... recorded 1,004 yards in 2010, second most for a season in school history ... Consensus Draft Services

Preseason All-American in 2011 ... Preseason All-South Atlantic Conference First Team in 2011.

Personal: Graduated from Stephenson HS in Stone Mountain, Ga.

Height:	6-2
Weight:	210
Experience:	R
College:	Tusculum
Hometown:	
Acquired:	



Deveric Gallington

OL

#66

Other Professional Experience: Arizona Cardinals (NFL).

College: Spent 5 season at Texas Tech ... redshirted freshman year in 2008 ... saw action in 9 games in 2009 ... started all 13 games in 2010 at right guard ... 12 starts in 2011 including one at center ... started 13 games in final year at Tech in 2012 ... running backs ran for 1,674 yards behind offensive line units Gallington anchored.

Personal: Attended Richland High School ... first-team All-District 5A and second-team All-State Class 5A following senior season.

Height:	6-3
Weight:	335
Experience:	R
College:	Texas Tech
Hometown:	
Acquired:	



Jeremy Geathers DL #4

2013: 3/24 vs. CLE: Not on Roster... 3/31 vs. CHI: Not on Roster ... 4/5 vs. IOWA: Not on Roster ... 4/12 vs. AZ: Not on Roster ... 4/19 vs. SJS: Not on Roster ... 4/27 vs. TBY: Not on Roster ... 5/4 vs. UT: Not on Roster ... 5/11 vs. ORL: Not on Roster ... 5/17 vs. NOLA: Not on Roster ... 5/24 vs. SAT: Not on Roster ... 6/1 vs. SJS: Not on Roster ... 6/8 vs. JAX: Not on Roster ... 6/15 vs. AZ: Not on Roster ... 6/21 vs. UT: Not on Roster ... 7/6 vs. TBY: Not on Roster ... 7/13 vs. JAX: Not on Roster ... 7/19 vs. SAT: 1 QB hurry ... 7/26 vs. PIT: ... 3 QB hurries...

Height: 6-3
Weight: 255
Experience: 4
College: UNLV
Hometown:
Acquired:

Other Professional Experience: New Orleans Saints (NFL), BC Lions (CFL), Toronto Argonauts (CFL).

College: Jeremy was only the second Rebel ever to leave school early to enter the NFL Draft and spent time with the NFL New Orleans Saints in 2008. He was named first team All-MWC and led UNLV in sacks both of seasons with the team. In 2007, Jeremy started 11 of 12 games and played in every game at the defensive end

position. He finished ninth on the team with 40 tackles and led the team with 5.5 sacks. In 2006, Jeremy started 10 games and earned second team All-MWC honors in route to finishing the season with 5.5 sacks and 32 total tackles. Prior to attending UNLV, Jeremy spent one season at Butler Community College in El Dorado, KS where he posted 7.5 sacks in 2005.

Personal: Jeremy graduated from Andrews High School where he was a four year letterman playing HB, FB, LB, and DE. Coming from a football family consisting of four brothers and sisters, Jeremy's father played 13 years in the NFL for the Saints, Redskins, Falcons, and Broncos from 1984-96. His Uncle Robert Geathers Sr. played six years for the Bills and cousin Robert Geathers Jr. starred at Georgia and spent time with the NFL's Cincinnati Bengals.

Career AFL Statistics

Year	Team	Tack	Ast	Sacks	PB	FF	FR	BLK	Int	Yds	TD
2010	SPO	13	3	3.0	1	1	0	0	0	0	0
2011	CHI	4	5	1.5	0	0	0	0	0	0	0
2012	SPO	13	7	6.5	0	2	0	0	0	0	0
2013	SPO	0	0	0.0	0	0	0	0	0	0	0



Mark Jackson OL #55

Other Professional Experience: Minnesota Vikings (NFL).

College: Coming out of high school as a Rivals four-star recruit Jackson headed to Illinois, where he redshirted in 2008. After a redshirt year Jackson transferred to DuPage Junior College where he played one year before transferring again to Glenville State College, where he finished out his collegiate career. Jackson earned first-team All-WVIAC honors at left tackle in 2010, 2011 and 2012 while at Glenville State. Despite playing at a smaller school, Jackson was seen as having NFL potential coming out of his senior season, being named the fifth best small school prospect by Bleacher Report before the 2013 NFL Draft.

Height: 6-6
Weight: 325
Experience: R
College: Glenville State College
Hometown:
Acquired:

Personal: Earned second-team all-state as a high school senior ... named first team all district and all-city.



Andrew Joseph

WR

#10

College: Redshirted at Coffeyville CC in 2007 ... 35 catches for 597 yards and four touchdowns in 2008 ... played 12 games for Louisiana Lafayette in 2009 as a sophomore ... totaled 51 receptions for 461 yards and one touchdown in three years at LL ... recorded one punt return for a touchdown in 2009.

Personal: Attended Glades Day High School ... earned All-State 1A honors as a senior ... won state title in 2006 ... led team with 35 receptions for 776 yards and 10 touchdowns.

Height: 5-9
Weight: 175
Experience: R
College: Louisiana Lafayette
Hometown:
Acquired:



Erik Meyer

QB

#9

2013: 3/24 vs. CLE: Started at QB... 32-42 for 284 yards and 8 touchdowns...2 rushes for 16 yards and 1 touchdown ... 3/31 vs. CHI: Started at QB... 26 of 34 for 314 yards and 7 touchdowns... 4 rushes for 10 yards and 1 touchdown ... 4/5 vs. IOWA: Started at QB...24 of 24 for 330 yards and 9 touchdowns...3 rushes for 5 yards ... 4/12 vs. AZ: Started at QB...27 of 43 for 351 yards and 8 touchdowns...4 rushes for 11 yards and 1 touchdown ... 4/19 vs. SJS: Started at QB... 26 of 37 for 242 yards and 8 touchdowns...1 rush for 14 yards ... 4/27 vs. TBY: Started at QB... 21 of 35 for 258 yards, 7 touchdowns and 2 INTs...1 rush for 13 yards ... 5/4 vs. UT: Started at QB...26 of 39 for 276 yards, 3 touchdowns, 3 sacks, 1 fumble...2 rushes for 4 yards ... 5/11 vs. ORL: Started at QB...22 of 31 for 263 yards and 7 touchdowns...1 sack ... 5/17 vs. NOLA: Started at QB...Completed 29 of 40 passes for 353 yards, 6 touchdowns and 1 interception...5 rushes for -5 net yards ... 5/24 vs. SAT: Started at QB...23 of 29 for 255 yards, 7 touchdowns and 1 interception...4 rushes for 6 net yards and 2 touchdowns ... 6/1 vs. SJS: Started at QB...9 of 18 for 145 yards and 4 touchdowns...3 rushes for 3 yards and 1 touchdown... 6/8 vs. JAX: Started at QB... 15 of 21 for 218 yards, 6 touchdowns and 1 interception...4 rushes for 17 yards and 1 touchdown ... 6/15 vs. AZ: Started at QB...Completed 29 of 43 attempts for 265 yards, 5 touchdowns and 1 interception...2 rushes for 2 yards and 1 touchdown ... 6/21 vs. UT: Started at QB...Completed 20 of 27 attempts for 229 yards and 4 touchdowns...4 rushes for 5 yards and 2 touchdowns... 7/6 vs. TBY: Started at QB...Completed 30 of 42 attempts for 303 yards and 7 touchdowns with 1 interception...4 rushes for 5 yards and 1 touchdown...1 solo tackle ... 7/13 vs. JAX: Started at QB... Completed 18 of 30 passes for 182 yards, 6 touchdowns and 1 interception...4 rushes for 7 yards and 1 touchdown ... 7/19 vs. SAT: Started at QB...Completed 8 of 15 attempts for 153 yards and 4 touchdowns...1 rush for 1 yard and 1 touchdown ... 7/26 vs. PIT: ... Started at QB...Completed 18 of 30 passes for 250 yards, 6 touchdowns and 2 interceptions...3 rushes for 4 yards and 1 touchdown...

Height: 6-2
Weight: 210
Experience: 4
College: Eastern Washington
Hometown:
Acquired:

Other Professional Experience: Cincinnati Bengals (NFL), Cologne Centurions (NFL Europe), Seattle Seahawks (NFL), Oakland Raiders (NFL), Hamilton Tiger-Cats (CFL), Utah Blaze (AFL).

College: At Eastern Washington University Meyer threw for 10,261 yards and 84 touchdowns with only 17 interceptions in 42 games. Meyer was selected as the Big Sky Conference Offensive Player of the Year after both his junior and senior seasons. As a senior in 2005, Meyer won the prestigious Walter Payton Award, the equivalent of the Heisman Trophy for FCS programs.

Personal: Meyer rewrote the record book at Eastern Washington University and was recently named as the top QB in the program's 100-year history. As an Eagle, Meyer threw for 10,261 yards and 84 touchdowns with only 17 interceptions in 42 games. Meyer was selected as the Big Sky Conference Offensive Player of the Year after both his junior and senior seasons. As a senior in 2005, Meyer won the prestigious Walter Payton Award, the equivalent of the Heisman Trophy for FCS programs.

Career AFL Statistics

Year	Team	Comp	Att	%	Yds	TD	INT	QB Rating
2010	SPO	18	28	64.3	274	5	1	121.13
2011	SPO	80	108	74.1	967	22	3	129.13
2012	SPO	25	45	55.6	294	6	2	90.42
2013	SPO	403	591	68.2	4,661	112	11	123.60
Year	Team	Rush	Yds	TD				
2010	SPO	1	0	0				
2011	SPO	13	39	3				
2012	SPO	2	7	1				
2013	SPO	56	110	15				



Terence Moore LB #8

2013: 3/24 vs. **CLE:** Started at JLB... 3 solo tackles, 1 assisted ... 3/31 vs. **CHI:** Started at JLB...2 solo tackles, 2 assisted tackles ... 4/5 vs. **IOWA:** Started at JLB... 4 solo tackles, 5 assisted tackles...2 rushes for 3 yards and 1 touchdown ... 4/12 vs. **AZ:** Started at JLB... 2 solo tackles, 3 assisted tackles... 1 rush for -3 yards ... 4/19 vs. **SJS:** Started at JLB... 2 solo tackles, 3 assisted tackles ... 4/27 vs. **TBY:** Inactive ... 5/4 vs. **UT:** Started at JLB... 4 solo tackles, 1 assisted tackle...1 rush for 2 yards ... 5/11 vs. **ORL:** Started at JLB...2 solo tackles, 4 assisted tackles, 1 forced fumble, 1 fumble recovery, 2 pass breakups...1 rush for 0 yards ... 5/17 vs. **NOLA:** Started at JLB...3 solo tackles, 1 assisted tackle ... 5/24 vs. **SAT:** Inactive ... 6/1 vs. **SJS:** Started at JLB... 1 solo tackle, 4 assisted tackles, 1 forced fumble ... 6/8 vs. **JAX:** Started at JLB...5 solo tackles, 3 assisted tackles... 6/15 vs. **AZ:** Started at JLB...4 solo tackles, 1 assisted tackle, 1 pass break up ... 6/21 vs. **UT:** Started at JLB...5 solo tackles, 6 assisted tackles, 3 fumble recoveries (2 for TDs), 1 pass break up ... 7/6 vs. **TBY:** Started at JLB...1 solo tackle, 3 assisted tackles ... 7/13 vs. **JAX:** Started at JLB...4 solo tackles, 1 assisted tackle, 1 tackle for loss, 1 interception return for a TD, 1 sack ... 7/19 vs. **SAT:** Started at JLB...1 solo tackle, 3 assisted tackle, 1 fumble recovery, 1 interception return for a TD ... 7/26 vs. **PIT:** ...Started at JLB...1 solo tackle, 5 assisted tackles, 1 interception, 2 pass break ups...

Height: 6-2
Weight: 225
Experience: 2
College: Troy
Hometown:
Acquired:

Other Professional Experience: ...

College: In his final season at Troy, Terence was second on the team with 71 tackles (49 solo) and recorded six interceptions with three pass break ups. As a junior, Moore registered 64 tackles (52 solo) and one interception with four pass break ups.

Personal: Graduated from Shaw High School where he was a three year letterman at the quarterback position. Despite missing his junior season with an injury, Terence led his team to a 12-1 record as a senior.

Career AFL Statistics

Year	Team	Tack	Ast	Sacks	PB	FF	FR	BLK	Int	Yds	TD
2012	SPO	32	30	0.0	1	3	3	0	3	42	2
2013	SPO	44	46	1.0	4	2	5	0	3	32	2



Bryant Nnabuife DB #21

Other Professional Experience: BC Lions (CFL), Arizona Cardinals (NFL).

College: Nnabuife, a product of Cal, played in 29 games for the Golden Bears with five starts on his way to recording 59 tackles, 5.0 tackles for loss, one interception, and scored on a pair of blocked punts.

Personal: Nnabuife played one season at Blinn College where he recorded 38 tackles, one sack, and two interceptions as a freshman in 2007 before transferring to Cal. Nnabuife originally hails from Houston, TX where graduated from Elkins High School

Height: 6-1
Weight: 195
Experience: R
College: California
Hometown:
Acquired:



Josh Pleasant

DB

#3

Other Professional Experience: Chicago Rush (AFL).

College: Pleasant, a product of Kent State University, played four seasons for the Flash at defensive back. In his final season in 2011, Pleasant received All-MAC second-team honors and led the team with 11 pass break-ups, 59 tackles, and two interceptions. As a junior in 2010, Pleasant recorded 45 tackles, 11 pass break-ups, and two interceptions. In 2009, he started all 12 games at defensive back for the Flash on his way to recording 73 tackles (56 solo), 11 pass break-ups, one interception and three forced fumbles. As a true freshman in 2008, Pleasant played in 11 games (started twice) and recorded 22 tackles and one interception. Prior to attending Kent State, Pleasant attended Hargrave Academy where he registered six interceptions and returned a pair of punts for touchdowns.

Height: 5-10
Weight: 190
Experience: 1
College: Kent State
Hometown:
Acquired:

Personal: Pleasant, a native of Hollywood, FL, attended Watkins Mill High School where he received All-Met and All-Sentinel honors after recording 62 tackles, two interceptions, and over 1,000 yards of total offense during his senior season.

Career AFL Statistics

Year	Team	Tack	Ast	Sacks	PB	FF	FR	BLK	Int	Yds	TD
2013	CHI	33	11	0.0	10	0	2	0	2	30	1



Duke Robinson

OL

#72

Other Professional Experience: Carolina Panthers (NFL), Utah Blaze (AFL).

College: Duke played four seasons at the University of Oklahoma and was part of the 2008-09 Sooners squad that made the 2009 BCS National Championship game. His sophomore year he earned All-Big 12 Honorable Mention. Named a consensus first-team All-American as a junior and senior while also being named to the Sports Illustrated All-Decade team in 2009.

Height: 6-5
Weight: 330
Experience: 1
College: Oklahoma
Hometown:
Acquired:

Personal: Three year starter at offensive tackle under head coach Rodney Cofield in high school. Great nephew of Smokey Robinson.

Career AFL Statistics

Year	Team	Tack	Ast	Sacks	PB	FF	FR	BLK	Int	Yds	TD
2013	UTAH	1	0	0.0	0	0	0	0	0	0	0



Taylor Rowan

K

#6

2013: 3/24 vs. **CLE:** Not on Roster... 3/31 vs. **CHI:** Not on Roster ... 4/5 vs. **IOWA:** Not on Roster ... 4/12 vs. **AZ:** Not on Roster ... 4/19 vs. **SJS:** Not on Roster ... 4/27 vs. **TBY:** Not on Roster ... 5/4 vs. **UT:** Not on Roster ... 5/11 vs. **ORL:** Not on Roster ... 5/17 vs. **NOLA:** Started at K...10 kickoffs for 559 yards (55.9 avg) and 3 touchbacks...1 converted FB (28-yards)... 8 of 9 on PATS ... 5/24 vs. **SAT:** Started at K...10 kickoffs for 566 yards, 2 touchbacks, 1 OB...7 of 9 on PATS ... 6/1 vs. **SJS:** Started at K...12 kickoffs for 631 yards and 5 touchbacks...9 of 11 on PATS ... 6/8 vs. **JAX:** Started at K...12 kickoffs for 346 yards and 1 touchback...6 of 6 on PATS ... 6/15 vs. **AZ:** Started at K...7 kickoffs for 346 yards and 1 touchback...6 of 6 on PATS ... 6/21 vs. **UT:** Started at K...12 kickoffs for 668 yards and 4 touchbacks...8 of 11 on PATS ... 7/6 vs. **TBY:** Started at K...8 kickoffs for 443 yards and 3 touchbacks...9 of 9 on PATS...1 bar ball that resulted in a fumble recovery and TD for the Shock ... 7/13 vs. **JAX:** 10 kickoffs for 569 yards and 3 touchbacks...8 of 9 on PATS ... 7/19 vs. **SAT:** Started at K...12 kickoffs for 681 yards and 5 touchbacks...9 of 11 on PATS ... 7/26 vs. **PIT:** ... Started at K... 11 kickoffs for 581 yards and 6 touchbacks...7 of 9 on PATS...

Height: 6-0
Weight: 190
Experience: 3
College: Western Illinois
Hometown:
Acquired:

Other Professional Experience: Arkansas Twisters (af2), New York Sentinels (UFL).

College: Rowan played his collegiate career at Western Illinois. As a freshman in 2005, Rowan became the school's first true freshman place-kicker since 1994 and first to star on opening day since 1990. In 2005, he was perfect on all 47 PAT attempts. During his sophomore year at WIU, Rowan was again perfect on his PATs for the season with 42 consecutive conversions while connected on 7 of 13 FG attempts. As a junior in 2007, Rowan was again perfect on PATs (pushing his streak to 117) and ranked 16th nationally in kick scoring as he earned first-team all-Gateway Conference honors and made 6 field goals of 50+ yards. During his senior season in 2008, Rowan set an FCS record for most consecutive PATs in a career (129) but two blocked PATs would end his streak. He received first-team all-conference honors for the second straight season and was named to Phil Steele's All-America second-team. He ended his collegiate career 9 of 14 from beyond 50 yards and owns six of the 10 longest field goals in school history. He was also named the Western Illinois Special Teams Player of the Year for a second year in a row.

Personal: Rowan earned all-conference and all-district honors in 2004 as a senior in high school and played in the North/South All-Star game. He was named Special Teams Player of the year and was successful on 12 field goal attempts over his final two prep seasons. Rowan now resides in Liberty Lake, WA.

Career AFL Statistics

Year	Team	FGM	FGA	XPM	XPA	4pt FGM	2ptFGM
2010	SPO	5	5	121	134	0	0
2011	SPO	6	9	118	138	0	1
2013	SPO	1	2	81	95	0	0



James Ruffin

DL

#44

2013: 3/24 vs. **CLE:** Started at DL and played at FB...2 rushes for 5 yards, 2 solo tackles, 1 tackle for loss, 2 sacks, 1 QB hit ... 3/31 vs. **CHI:** Started at DL...2 solo tackles, 2 assisted tackles ... 4/5 vs. **IOWA:** Started at DL...No Stats ... 4/12 vs. **AZ:**1 assisted tackle ... 4/19 vs. **SJS:** Started at DL ...No Stats... 4/27 vs. **TBY:** Started at DL...1 solo tackle, 2 assisted tackles, 1 tackle for loss, 1 QB hit ... 5/4 vs. **UT:** Started at DL...1 solo tackle, 3 assisted tackles ... 5/11 vs. **ORL:** Started at DL...1 assisted tackle ... 5/17 vs. **NOLA:** Started at DL...4 solo tackles, 1 assisted tackle, 2 tackles for loss, 1 forced fumble, 3 sacks ... 5/24 vs. **SAT:** Started at DL...4 assisted tackles, 2 assisted tackles ... 6/1 vs. **SJS:** Started at DL...1 QB hurry ... 6/8 vs. **JAX:** Started at DL...1 assisted tackle ... 6/15 vs. **AZ:** Started at DL...1 assisted tackle ... 6/21 vs. **UT:** Started at DL...1 solo tackle, 1 tackle for loss, 1 sack ... 7/6 vs. **TBY:** Started at DL...1 solo tackle ... 7/13 vs. **JAX:** Started at DL...1 assisted tackle ... 7/19 vs. **SAT:** Started at DL...2 assisted tackles...1 rush for -1 yard ... 7/26 vs. **PIT:** Started at DL...1 assisted tackle, 0.5 tackles for loss, 0.5 sacks, 1 QB hurry...

Height: 6-4
Weight: 265
Experience: 2
College: Northern Iowa
Hometown:
Acquired:

Other Professional Experience: Cincinnati Bengals (NFL).

College: While at Northern Iowa Ruffin played in 35 games where he totaled 109 tackles. In 2009 he earned an invite to the East-West Shrine game.

Career AFL Statistics

Year	Team	Tack	Ast	Sacks	PB	FF	FR	Blk	INT	Yds	TD
2012	SPO	15	6	3.0	2	2	2	1	0	0	0
2013	SPO	12	20	6.5	0	1	0	0	0	0	0



Terrance Sanders DB #5

2013: 3/24 vs. CLE: Started at DB...2 solo tackles, 1 assisted... 6 kick returns for 108 yards ... **3/31 vs. CHI:** 6 solo tackles, 1 pass breakup...8 kick returns for 183 yards ... **4/5 vs. IOWA:** Started at DB... 6 solo tackles, 2 assisted tackles, 1 forced fumble, 1 INT...5 kick returns for 96 yards ... **4/12 vs. AZ:** Started at DB... 4 solo tackles, 1 assisted tackle, 1 pass breakup...5 kick returns for 131 yards ... **4/19 vs. SJS:** Started at DB... 6 solo tackles, 4 assisted tackles, 1 pass breakup...5 kick returns for 68 yards ... **4/27**

Height: 5-11
Weight: 185
Experience: 5
College: Eastern Illinois
Hometown:
Acquired:

vs. TBY: Started at DB... 3 solo tackles...9 kick returns for 266 yards and 1 touchdown ... **5/4 vs. UT:** Started at DB...4 solo tackles, 1 assisted tackle, 1 fumble recovery, 2 pass break ups ... **5/11 vs. ORL:** Started at DB...5 solo tackles, 1 assisted tackle...8 kick returns for 246 yards and 1 touchdown ... **5/17 vs. NOLA:** Started at DB...6 solo tackles, 2 pass breakups, 1 interception for 15 yards and a touchdown...6 kick returns for 149 yards and 1 touchdown ... **5/24 vs. SAT:** Started at DB...7 solo tackles, 1 assisted tackle, 1 pass breakup...4 kick returns for 92 yards ... **6/1 vs. SJS:** Stated at DB...5 solo tackles, 3 assisted tackles, 1 interception for a 42-yd TD, 2 pass breakups...2 kick returns for 49 yards ... **6/8 vs. JAX:** 4 solo tackles, 1 assisted tackle, 2 interceptions (1 for TD), 1 pass break up...4 kick returns for 56 yards ... **6/15 vs. AZ:** Started at DB...4 solo tackles, 2 assisted tackles, 2 pass break ups ... **6/21 vs. UT:** Started at DB...6 solo tackles, 4 assisted tackles, 1 fumble recovery, 1 pass break up...3 kick returns for 90 yards and 1 touchdown ... **7/6 vs. TBY:** Started at DB...7 solo tackles, 2 pass break ups...6 kick returns for 103 yards ... **7/13 vs. JAX:** Started at DB...4 solo tackles, 1 assisted tackle, 1 interception, 1 pass break up...5 kick returns for 117 yards ... **7/19 vs. SAT:** Started at DB...2 solo tackles, 2 assisted tackles, 1 interception...6 kick returns for 195 yards and 1 touchdown ... **7/26 vs. PIT:** ...Started at DB...8 solo tackles, 1 pass break up...

2 pass breakups...2 kick returns for 49 yards ... **6/8 vs. JAX:** 4 solo tackles, 1 assisted tackle, 2 interceptions (1 for TD), 1 pass break up...4 kick returns for 56 yards ... **6/15 vs. AZ:** Started at DB...4 solo tackles, 2 assisted tackles, 2 pass break ups ... **6/21 vs. UT:** Started at DB...6 solo tackles, 4 assisted tackles, 1 fumble recovery, 1 pass break up...3 kick returns for 90 yards and 1 touchdown ... **7/6 vs. TBY:** Started at DB...7 solo tackles, 2 pass break ups...6 kick returns for 103 yards ... **7/13 vs. JAX:** Started at DB...4 solo tackles, 1 assisted tackle, 1 interception, 1 pass break up...5 kick returns for 117 yards ... **7/19 vs. SAT:** Started at DB...2 solo tackles, 2 assisted tackles, 1 interception...6 kick returns for 195 yards and 1 touchdown ... **7/26 vs. PIT:** ...Started at DB...8 solo tackles, 1 pass break up...

Other Professional Experience: Utah Blaze (AFL), Arizona Rattlers (AFL).

College: Sanders was a four-year member of the Eastern Illinois Panthers secondary helping EIU win back-to-back Ohio Valley Conference Championships in 2005-2006. During those two seasons he made 47.5 tackles with 16 pass break-ups, three forced fumbles, one fumble recovery and three interceptions.

Career AFL Statistics

Year	Team	Tack	Ast	Sacks	PB	FF	FR	Blk	INT	Yds	TD
2008	UTAH	3	3	0.0	1	0	0	0	0	0	0
2010	ARI	73	16	0.0	11	0	1	0	4	44	0
2011	SPO	67	29	0.0	12	0	2	0	5	66	0
2012	SPO	75	14	0.0	14	2	0	0	8	180	1
2013	SPO	89	24	0.0	18	1	2	0	7	120	3

Year	Team	Rec	Yds	TD
2011	SPO	1	7	0
2012	SPO	2	28	1

Year	Team	Ret	Yds	TD
2010	ARI	62	1,074	2
2011	SPO	71	1,491	4
2012	SPO	74	1,677	5
2013	SPO	96	2,265	6



Derrick Summers DL #56

Other Professional Experience: Jacksonville Sharks (AFL), Toronto Argonauts (CFL), Hamilton Tiger-Cats (CFL).

College: Summers spent four years at Toledo seeing action in 47 games. Over the course of his career with the Rockets he recorded 54 solo tackles, 84 tackle assists, five sack and one fumble recovery for 54 yards. In his 2009 senior season Summers was third on the team with 35 total tackles, including five tackles for loss and four sacks. In 2008 he was fifth on the team in tackles with 32, including four tackles for loss and one sack.

Personal: Attended Southfield High School ... ranked No. 40 on the Detroit Free Press "Fab 50" ... second-team all-county and second-team All-Metro North ... recorded 105 tackles in senior season, 85 as a junior ... also played tight end ... team captain on basketball team.

Height: 6-1
Weight: 260
Experience: 3
College: Toledo
Hometown:
Acquired:

Career AFL Statistics

Year	Team	Tack	Ast	Sacks	PB	FF	FR	Blk	INT	Yds	TD
2011	JAX	27	17	11.0	0	5	3	2	0	0	0
2012	JAX	8	5	2.0	0	1	1	0	0	0	0
2013	JAX	13	8	3.0	0	1	2	0	0	0	0



Terrance Taylor DL #67

2013: 3/24 vs. CLE: Inactive ... 3/31 vs. CHI: Started at DL...No Stats ... 4/5 vs. IOWA: Started at DL...1 assisted tackle, 0.5 tackles for loss, 0.5 sacks ... 4/12 vs. AZ: Started at DL...No Stats ... 4/19 vs. SJS: Started at DL...1 pass break-up, 1 QB hit ... 4/27 vs. TBY: Started at DL...1 solo tackle, 3 assisted tackles, 1 forced fumble, 1 rumble recovery, 1 sack ... 5/4 vs. UT: Started at DL...1 solo tackle, 2 assisted tackles, 0.5 tackles for loss, 0.5 sacks ... 5/11 vs. ORL: Started at DL...1 forced fumble ... 5/17 vs. NOLA: Started at DL ... 5/24 vs. SAT: Started at DL...1 solo tackle, 3 assisted tackles, 1 QB hurry ... 6/1 vs. SJS: Started at DL...1 pass breakup, 1 QB hurry... 6/8 vs. JAX: Started at DL...1 solo tackle, 1 forced fumble ... 6/15 vs. AZ: Started at DL...no stats to record ... 6/21 vs. UT: Started at DL...2 solo tackles, 1 assisted tackle, 1 tackle for loss, 2 forced fumbles, 2 sacks, 3 QB hurries ... 7/6 vs. TBY: Started at DL...1 QB hurry ... 7/13 vs. JAX: Started at DL...1 assisted tackle, 1 fumble recovery ... 7/19 vs. SAT: Started at DL...3 solo tackles, 3 assisted tackles, 2.5 tackles for loss, 3 forced fumbles, 3 sacks, 1 QB hurry ... 7/26 vs. PIT: Started at DL...1 interception for a 2-yard

Height: 6-0
Weight: 320
Experience: 4
College: Michigan
Hometown:
Acquired:

touchdown...

Other Professional Experience: Indianapolis Colts (NFL), Carolina Panthers (NFL), Detroit Lions (NFL), Pittsburgh Power (AFL).

College: A graduate of Michigan, Terrance played for the Wolverines as a part of a highly talented defensive line group. He received Second-Team All-Big Ten honors in 2007 and Honorable Mention All-Big Ten honors in 2008.

Career AFL Statistics

Year	Team	Tack	Ast	Sacks	PB	FF	FR	Blk	INT	Yds	TD
2011	PIT	4	4	1.0	0	0	0	1	0	0	0
2011	SPO	7	4	1.5	0	0	0	1	1	3	0
2012	PIT	9	9	2.0	0	3	1	0	0	0	0
2013	SPO	9	14	7.0	2	7	3	0	1	2	1



Adron Tennell

WR

#17

2013: 3/24 vs. CLE: Started at WR...7 receptions for 60 yards and 4 touchdowns...2 rushes for 6 yards and 1 TD ... **3/31 vs. CHI:** Started at WR...10 receptions for 118 yards and 3 touchdowns...1 rush for 2 yards...1 solo tackle ... **4/5 vs. IOWA:** Started at WR...10 receptions for 124 yards and 3 touchdowns...1 rush for 0 yards...1 solo tackle ... **4/12 vs. AZ:** Started at WR...10 receptions for 138 yards and 4 touchdowns...4 rushes for 8 yards...2 assisted tackles ... **4/19 vs. SJS:** Started at WR...9 receptions for 117

Height: 6-5
Weight: 205
Experience: 3
College: Oklahoma
Hometown:
Acquired:

yards and 3 touchdowns...1 rush for 2 yards and 1 touchdown...2 assisted tackles ... **4/27 vs. TBY:** Started at WR...12 receptions for 161 yards and 3 touchdowns...2 rushes for 1 yard and 1 TD...1 solo tackle ... **5/4 vs. UT:** Started at WR...7 receptions for 76 yards and 2 touchdowns...1 rush for 7 yards ... **5/11 vs. ORL:** Started at WR...7 receptions for 76 yards and 4 touchdowns ... **5/17 vs. NOLA:** Started at WR...14 receptions for 174 yards and 2 touchdowns ... **5/24 vs. SAT:** Started at WR...12 receptions for 177 yards and 4 touchdowns...1 rush for 0 yards...1 solo tackle, 2 assisted tackles ... **6/1 vs. SJS:** Started at WR...5 receptions for 64 yards...5

rushes for 7 yards and 3 touchdowns...2 solo tackles ... **6/8 vs. JAX:** Started at WR...8 receptions for 84 yards and 3 touchdowns...1 rush for 1 yard...2 solo tackles... **6/15 vs. AZ:** Started at WR...15 receptions for 110 yards and 4 touchdowns...1 rush for 3 yards...2 solo tackles ... **6/21 vs. UT:** Started at WR...4 receptions for 19 yards and 1 touchdown...2 rushes for 40 yards...1 assisted tackle... **7/6 vs. TBY:** Started at WR...7 receptions for 59 yards and 1 touchdown...2 solo tackles ... **7/13 vs. JAX:** Started at WR...3 receptions for 31 yards and 1 touchdown ... **7/19 vs. SAT:** Started at WR...6 receptions for 73 yards and 2 touchdowns...3 rushes for 2 yards and 1 touchdown...1 solo tackle ... **7/26 vs. PIT:** Started at WR...10 receptions for 131 yards and 5 touchdowns...1 solo tackle...

College: In 2009, his senior season at Oklahoma, Adron registered 24 receptions for 297 yards and 4 touchdowns. As a junior, Adron saw action in all 12 games for the Sooners. His sophomore season would be cut short due to a ACL tear that would also hold him out of spring drills going into his junior year. As a true freshman in 2006, Adron played in all 12 games for the Sooners serving as a backup wide receiver.

Personal: A graduate of Irving High School in Irving, TX; Adron posted a tremendous prep career. As a senior, Adron finished the season with more than 1,000 receiving yards and rushed for another 1,127 yards. He was selected and played in the U.S. Army High School All-American game, was ranked as the 36th player in the ESPN 150, and was ranked the number five wide receiver in the nation by ESPN.com.

Career AFL Statistics

Year	Team	Rec	Yds	TD
2011	SPO	42	469	13
2012	SPO	158	1,825	40
2013	SPO	156	1,792	49

Year	Team	Rush	Yds	TD
2012	SPO	5	8	0
2013	SPO	28	81	7



Brandon Thompkins WR #2

2013: 3/24 vs. CLE: Not on Roster (UT)... 3/31 vs. CHI: Not on Roster (UT) ... 4/5 vs. IOWA: Not on Roster (UT)... 4/12 vs. AZ: Not on Roster (UT)... 4/19 vs. SJS: Not on Roster (UT) ... 4/27 vs. TBY: Not on Roster (UT) ... 5/4 vs. UT: Not on Roster (UT) ... 5/11 vs. ORL: 2 receptions for 35 yards...1 assisted tackle ... 5/17 vs. NOLA: Started at WR...6 receptions for 82 yards and 3 touchdowns ... 5/24 vs. SAT: Started at WR...5 receptions for 29 yards...1 solo tackle... 6/1 vs. SJS: Started at WR...5 receptions for 86 yards and 4 touchdowns...1 rush for 0 yards...1 solo tackle ... 6/8 vs. JAX: Started at WR...4 receptions for 89 yards and 2 touchdowns...1 rush for 2 yards and 1 touchdown...1 solo tackle, 3 assisted tackles... 6/15 vs. AZ: Started at WR...9 receptions for 111 yards...1 rush for 0 yards ... 6/21 vs. UT: Started at DB...11 receptions for 174 yards and 1 touchdown ... 7/6 vs. TBY: Started at WR... 12 receptions for 123 yards and 5 touchdowns ... 7/13 vs. JAX: 1 reception for 15 yards ... 7/19 vs. SAT: Started at WR...4 receptions for 64 yards...2 solo tackles, 1 assisted tackle ... 7/26 vs. PIT: ... Started at WR...6 receptions for 105 yards and 1 touchdown...

Height: 5-10
Weight: 185
Experience: 4
College: Arkansas State
Hometown:
Acquired:

Other Professional Experience: Utah Blaze (AFL).

College: In 2008, Brandon led Arkansas State in receptions (32) and receiving yards (511). He became the 12th player in school history to record 1,000 career receiving yards and is tied for 10th in school history. During the 2007 season, Brandon broke the ASU and Sun Belt Conference records for kickoff return yards and became the first player in league history to record over 1,000 kickoff return yards. He played in all 12 games as a true freshman (started twice) while contributing both offensively and as a kick returner.

Personal: Brandon graduated from Palm Beach Lake HS and received honorable mention all-area honors by the Palm Beach Post as a senior. During his high school career, Brandon played wide receiver, defensive back, and even quarterback. At the end of his senior season, he was recognized as the 26th best defensive back in the southern U.S. by SuperPrep.com.

Career AFL Statistics

Year	Team	Rec	Yds	TD
2011	SPO	11	169	3
2012	SPO	76	906	26
2013	SPO	65	912	16
2013	UTAH	27	345	4

Year	Team	Rush	Yds	TD
2012	SPO	18	1	6
2013	UTAH	1	9	0
2013	SPO	4	3	1

Year	Team	Ret	Yds	TD
2012	SPO	4	19	0
2013	UTAH	12	248	1



Samuel Tupua OL #51

2013: 3/24 vs. CLE: Started at FB ... 3/31 vs. CHI: Started at OL ... 4/5 vs. IOWA: Started at OL ... 4/12 vs. AZ: Started at OL ... 4/19 vs. SJS: Inactive ... 4/27 vs. TBY: Inactive ... 5/4 vs. UT: Started at C ... 5/11 vs. ORL: Inactive ... 5/17 vs. NOLA: Inactive ... 5/24 vs. SAT: Injured Reserve ... 6/1 vs. SJS: Injured Reserve ... 6/8 vs. JAX: Injured Reserve ... 6/15 vs. AZ: Injured Reserve ... 6/21 vs. UT: Injured Reserve ... 7/6 vs. TBY: Injured Reserve ... 7/13 vs. JAX: Injured Reserve ... 7/19 vs. SAT: Injured Reserve ... 7/26 vs. PIT: Injured Reserve ...

Height: 6-2
Weight: 330
Experience: R
College: Idaho
Hometown:
Acquired:

College: Samuel played two seasons at the University of Idaho. In 2010, after transferring from Palomar Junior College, he started 10 of 13 games at right guard. During his senior season in 2011, he started six of 10 games but a broken hand half way through the year would limit his action.

Personal: Samuel played two seasons at Palomar Junior College and was selected as the Lineman of the year as a sophomore while he started at center. During the 2009 season he helped his team to a 10-3 record and 8th overall national ranking. As a freshman he was selected to the first-team all-Southern Conference. Samuel had a successful high school career and was made the all-City team (Los Angeles), all-Marine league team, and was a pre-season High School all-American.



Mike Washington WR #7

Other Professional Experience: Pittsburgh Power (AFL).

College: Played in 39 games in four years at Hawaii. Mike totaled 81 receptions for 976 yards with seven touchdowns in his time on the island. In addition to playing receiver, Washington contributed to the punt and kick return teams during his junior and senior seasons. His 789 receiving yards and six touchdowns in his senior year earned him second-team All-WAC honors.

Personal: Graduated from Aliquippa High School in 2005 ... 17 catches for 341 yards and five touchdowns in injury shortened senior year ... third-cousin of 15-year NFL cornerback and former all-pro Ty Law.

Height: 5-8
Weight: 175
Experience: 3
College: Hawai'i
Hometown:
Acquired:

Career AFL Statistics

Year	Team	Rec	Yds	TD
2011	PIT	114	1,367	30
2012	PIT	115	1,484	34
2013	PIT	136	1,595	36

Year	Team	Rush	Yds	TD
2011	PIT	9	18	1
2012	PIT	5	-1	0
2013	PIT	9	19	3

Year	Team	Ret	Yds	TD
2011	PIT	18	397	1
2012	PIT	4	15	0
2013	PIT	1	8	0



Jimmy Williams DB #13

Other Professional Experience: Atlanta Falcons (NFL), San Francisco 49ers (NFL).

College: During his four years at Virginia Tech as a free safety Williams recorded 264 total tackles, including 12.5 for loss, and nine interceptions. After his senior season with the Hokies in 2005 he was named a consensus first-team All-American and a first-team All-ACC player. Following his final collegiate season he was drafted 37th overall in the second round by the Atlanta Falcons in the 2006 NFL Draft.

Personal: During his high school career, Williams spent time at quarterback, wide receiver, safety and outside linebacker.

Height: 6-3
Weight: 210
Experience: R
College: Virginia Tech
Hometown:
Acquired:

2014 Shock Dance Team



Top Row (Left to right): Gabrielle, Mercedee, Bri, Andrea, Melissa, Jackie, Ciarra, Olivia N., Aubrey, Jordan Mackenzie

Bottom Row (Left to right): Taylor, Emily, Olivia B., Alexis, Darby, Danielle

The Spokane Shock Rockstar Dance Team is led in 2014 by co-directors Maggie Kazemba and Casandra Moran. The Shock Dance Team prides itself on not only in-game entertainment, but also community involvement. On Mar. 1 members of the dance team held their Preseason Junior Dance Camp at HUB Sports in Spokane Valley, providing lessons to children 12 and under. In addition to dance camps and other appearances, members of the Dance Team participated in Dr. Suess Read Across America Day and volunteered their time at the Spokane Shock Sort Night at Second Harvest.

Dance Team appearance requests can be submitted in writing by emailing info@spokaneshock.com and must be submitted at least two weeks in advance.

2013 Game Reviews

Spokane Shock (0-0) @ Cleveland Gladiators (0-0)

March 24, 2013

Cleveland, OH - Quicken Loans Arena

Attendance: 7,614

Score by Quarter

	1st	2nd	3rd	4th	FINAL
Spokane	13	27	13	14	67
Cleveland	6	14	14	7	41

The Shock kicked off the 2013 Net 10 Wireless AFL season this weekend on the road against the Cleveland Gladiators. Shock QB Erik Meyer led the Shock to a 67-41 win while accounting for 9 total touchdowns on the day (8 passing, 1 rushing).

The Shock opened the first quarter with a five minute drive, capped off by a short touchdown pass from QB Erik Meyer to WR Adron Tennell. On Cleveland's opening possession, Gladiator QB Zbydniewski was sacked and stripped by Shock DL Marc Schiechl that would result in the Shock taking over on the Cleveland one-yard line. Shock WR Tennell would score his second touchdown of the day, taking the hand-off and walking into the end zone to give Spokane a 13-0 lead.

Opening the second quarter with the Shock leading 13-6, Spokane would go on to post four touchdowns before the end of the half. Shock WR Adron Tennell hauled in two receiving touchdowns, bringing his total to 4 touchdowns in the first half while rookie Shock WR Kamar Jordan would haul in two touchdowns as well, giving Spokane the 40-20 lead to close out the first half.

Second half action would continue to highlight the on-point offense of the Shock, accompanied by a strong defensive performance to extend Spokane's hold on the lead. After Cleveland was able to score on a 4-yd touchdown run by FB Steiner on their opening drive to bring the game back within two scores, Shock QB Erik Meyer would again find Adron Tennell in the end zone to put the Shock up 46-27. Spokane's defense would then hold Cleveland to their second four-and-out of the game, taking over in the red zone and opening up a short bootleg touchdown run by Shock QB Erik Meyer to further extend the lead and end all hopes of a Cleveland comeback.

Closing out fourth quarter, Shock defensive lineman Marc Schiechl would step in to play the fullback position after OL Tyrone Novikoff suffered a first quarter injury that would keep him out for the game. Shock QB Erik Meyer would find FB Schiechl on a quick out route and by making a diving reception would record his first reception and TD of his AFL career. Spokane would go on to close the game out by a final score of 67-41.

Scoring Drives

1st Quarter

SPO	3-yd TD pass Meyer to Tennell (PAT good)	7-0
SPO	1-yd TD run by Tennell (PAT failed)	13-0
CLE	1-yd TD run by Zbydniewski (PAT failed)	13-6

2nd Quarter

SPO	5-yd TD pass Meyer to Tennell (PAT failed)	19-6
CLE	28-yd TD pass Zbydniewski to Williams (PAT good)	19-13
SPO	27-yd TD pass Meyer to Jordan (PAT good)	26-13
CLE	15-yd TD pass Zbydniewski to Goodman (PAT good)	26-19
SPO	4-yd TD pass Meyer to Jordan (PAT good)	33-20
SPO	3-yd TD pass Meyer to Tennell (PAT good)	40-20

3rd Quarter

CLE	2-yd TD run by Steiner (PAT good)	40-27
SPO	3-yd TD pass Meyer to Tennell (PAT failed)	46-27
SPO	3-yd TD run by Meyer (PAT good)	53-27
CLE	24-yd TD pass Zbydniewski to Lews (PAT good)	53-34

4th Quarter

SPO	3-yd TD pass Myer to Schiechl (PAT good)	60-34
CLE	19-yd TD pass Zbydniewski to Lew (PAT good)	60-41
SPO	4-yd TD pass Meyer to Solomon (PAT good)	67-41

Team Stats

Category	Spokane	Cleveland
FIRST DOWNS	24	21
NET YARDS RUSHING	27	12
NET YARDS PASSING	284	278
TOTAL OFFENSE YARDS	311	290
Fumbles: Number-Lost	0-0	1-1
Penalties: Number-Yards	6-37	6-38
KICKOFFS-YARDS	10-546	7-370
MFG Returns: Number-Yards-TD	0-0-0	0-0-0
Kickoff returns: Number-Yds-TD	6-108-0	7-122-0
Interceptions: Number-Yds-TD	0-0-0	0-0-0
Fumble Returns: Number-Yds-TD	1-11-0	0-0-0
Miscellaneous Yards	0	-2
Possession Time	31:24	28:36
Third-Down Conversions	6 of 7	4 of 7
Fourth-Down Conversions	1 of 1	1 of 3
Red-Zone Scores-Chances	9-9	2-3
Sacks By: Number-Yards	4-19	0-0
PAT Kicks	7-10	5-6
Field Goals	0-0	0-1
Touchdowns (Rush-Pass-Return)	2-8-0	2-4-0

Media Awards

RUSSELL ATHLETIC OFFENSIVE P.O.T.G.	Shock WR Tennell
RIDDELL DEFENSIVE P.O.T.G.	Gladiators DB Caldwell
J. LEWIS SMALL PLAYERMAKER O.T.G.	Gladiators WR Lewis
CUTTERS CATCH OF THE GAME	Gladiators WR Goodman
AFL HIGHLIGHT OF THE GAME	Gladiators WR Goodman

Player Stats - Top Performers

PASSING	COMP/ATT	YDS	TD/INT	LNG	
Meyer, E. (SPO)	32/42	284	8/0	27	
Zbydniewski, B. (CLE)	25/38	297	4/0	28	
RUSHING	ATT	YDS	AVG	TD	LONG
Steiner, Derik (CLE)	4	11	2.8	1	4
Meye, Erik (SPO)	2	16	8	1	13
Tennell, Adron (SPO)	2	6	3	1	5
RECEIVING	REC	YDS	AVG	TD	LONG
Black, S. (SPO)	9	97	10.8	0	26
Goodman, D. (CLE)	9	72	8	1	15
Jordan, K. (SPO)	9	60	6.7	2	27
Williams, M. (CLE)	6	83	13.8	1	28
Tennell, A. (SPO)	7	60	6.7	4	24

Spokane Shock (1-0) @ Chicago Rush (0-1)

March 31, 2013

Rosemont, IL - Allstate Arena

Attendance: 3,108

Score by Quarter

	1st	2nd	3rd	4th	FINAL
Spokane	20	28	14	14	76
Chicago	21	13	7	20	61

Chicago opened the game relying on veteran wide receiver Reggie Gray to create big plays, which he showed early with a kick return to the 25-yard line followed by a 23-yard reception to open the door for a 2-yard rushing touchdown by Payne giving Chicago the early 7-0 lead. Shock quarterback Meyer connected on 7 of 10 passes for 105 yards and 3 touchdowns to three different receivers (Tennell, Black, Solomon) in the first quarter of play. Rush fullback Payne would reach the end zone on two rushing scores while quarterback Coffman and wide receiver Wright would connect on a 27-yd touchdown pass, closing the quarter out with the Rush on top 21-20.

The Shock would open the second quarter of play as Terrance Sanders would take the opening kick after the first quarter Chicago score 55-yards for the score, giving Spokane the 27-21 lead. The teams would go on to trade touchdowns before Shock kicker Kenny Spencer would connect on a bar ball kickoff that would be recovered on the 3-yard line by defensive back Paul Stephens who walked into the end zone for another Shock score, extending the lead to 41-28. Trading scores to end the half, Spokane would go into half time leading 48-34.

Spokane would open the second half on point, driving down the field and scoring on a 6-yard touchdown pass from Meyer to Tennell to give the Shock a 21 point advantage. After trading scores and ending the third quarter of play with the Shock leading 61-41, the Rush would be unable to close the gap in the final quarter of play and unable to close a two touchdown lead. Spokane would go on to win decisively, 76-61.

Scoring Drives

1st Quarter

CHI	2-yd TD run by Payne (PAT good)	0-7
SPO	5-yd TD pass Meyer to Black (PAT good)	7-7
CHI	27-yd TD pass Coffman to Wright (PAT good)	7-14
SPO	26-yd TD pass Meyer to Tennell (PAT good)	14-14
SPO	28-yd TD pass Meyer to Solomon (PAT failed)	20-14
CHI	6-yd TD run by Payne (PAT good)	20-21

2nd Quarter

SPO	55-yd Kick Return TD by Sanders (PAT good)	27-21
CHI	2-yd TD pass Coffman to Gray (PAT good)	27-28
SPO	2-yd TD run by Solomon (PAT good)	34-28
SPO	3-yd Net Recovery TD by Stephens (PAT good)	41-28
CHI	4-yd TD pass Coffman to Gray (PAT failed)	41-34
SPO	3-yd TD run by Meyer (PAT good)	48-34

3rd Quarter

SPO	2-yd TD pass Meyer to Tennell (PAT good)	55-34
CHI	3-yd TD pass Coffman to Madison (PAT good)	55-41
SPO	3-yd TD pass Meyer to Jordan (PAT good)	62-41

4th Quarter

CHI	2-yd TD pass Coffman to Forse (PAT good)	62-48
SPO	26-yd TD pass Meyer to Solomon (PAT good)	69-48
CHI	12-yd TD pass Coffman to Gray (PAT good)	69-55
SPO	6-yd TD pass Meyer to Tennell (PAT good)	76-55
CHI	19-yd TD pass Coffman to Gray (PAT good)	76-61

Team Stats

Category	Spokane	Chicago
FIRST DOWNS	23	21
NET YARDS RUSHING	14	17
NET YARDS PASSING	314	294
TOTAL OFFENSE YARDS	328	311
Fumbles: Number-Lost	0-0	1-1
Penalties: Number-Yards	6-54	4-19
KICKOFFS-YARDS	12-659	8-403
MFG Returns: Number-Yards-TD	0-0-0	0-0-0
Kickoff returns: Number-Yds-TD	8-183-1	9-221-0
Interceptions: Number-Yds-TD	0-0-0	0-0-0
Fumble Returns: Number-Yds-TD	2-3-1	0-0-0
Miscellaneous Yards	0	0
Possession Time	22:20	37:40
Third-Down Conversions	0 of 3	3 of 7
Fourth-Down Conversions	2 of 2	2 of 3
Red-Zone Scores-Chances	5-5	6-6
Sacks By: Number-Yards	0-0	0-0
PAT Kicks	10-11	7-7
Field Goals	0-0	0-0
Touchdowns (Rush-Pass-Return)	2-7-2	2-7-0

Player Stats - Top Performers

PASSING	COMP/ATT	YDS	TD/INT	LNG	
Meyer, E. (SPO)	26/34	314	7/0	30	
Coffman, C. (CHI)	25/39	294	7/0	27	
RUSHING	ATT	YDS	AVG	TD	LONG
Payne, J.J. (CHI)	5	11	2.2	2	6
Meye, Erik (SPO)	4	10	2.5	1	7
Solomon, J. (SPO)	2	2	1	1	2
RECEIVING	REC	YDS	AVG	TD	LONG
Tennell, A. (SPO)	10	118	11.8	3	26
Gray, R. (CHI)	9	93	10.3	4	23
Wright, R. (CHI)	8	128	16	1	27
Solomon, J. (SPO)	6	95	15.8	2	28
Black, S. (SPO)	6	48	8	1	13
Forse, N. (CHI)	5	52	10.4	1	23
Jordan, K. (SPO)	3	42	14	1	30
KICK RETURNS	NUM	YDS	AVG	TD	LONG
Sanders, T. (SPO)	8	183	22.9	1	55

Media Awards

RUSSELL ATHLETIC OFFENSIVE P.O.T.G.	Erik Meyer, SPO
RIDDELL DEFENSIVE P.O.T.G.	Paul Stephens, SPO
J. LEWIS SMALL PLAYERMAKER O.T.G.	Reggie Gray, CHI
CUTTERS CATCH OF THE GAME	Reggie Gray, CHI
AFL HIGHLIGHT OF THE GAME	Paul Stephens, SPO

Spokane Shock (2-0) @ Iowa Barnstormers (2-0)

April 5, 2013

Des Moines, IA - Wells Fargo Arena

Attendance: 7,218

Score by Quarter

	1st	2nd	3rd	4th	FINAL
Spokane	14	14	19	19	66
Iowa	6	3	21	13	43

The Shock were on the road for the third straight week, taking on the Iowa Barnstormers. Shock quarterback Erik Meyer completed 70% of his passes on the day for 330 yards and 9 touchdowns. The Shock defense produced five total stops (2 INTs, 2 fourth down stops, 1 fumble recovery).

Spokane would strike first in the opening quarter of play. After Erik Meyer connected with Steven Black for a 12-yard score the Shock defense would make their presence known and force an Iowa four-and-out to retake possession, setting up another touchdown reception by Steven Black. After Iowa responded with a 31-yard touchdown pass from Raterink to Reynolds, the quarter would close with the Shock leading 14-6.

In the second quarter of play with Iowa continuing their drive, but Shock defensive lineman Marc Schiechl would get the interception after an attempted reverse pass by Iowa wide receiver Darius Reynolds. Erik Meyer would then drive the Shock offense down the field and find Kamar Jordan from 3-yds out for the touchdown giving Spokane a 21-6 lead, the Shock defense would hold Iowa on their next drive to a 26-yd field goal to bring the game to 21-9. Spokane would score once more before quarters end on a short touchdown run as linebacker Terence Moore would come in to play. Unable to score before the end of the half, the Shock would lead at halftime 28-9.

The third quarter would produce six total touchdowns between the two teams, more than the first two quarters combined. Despite the changes in possession the two teams would go on to produce the most combined points in the night for a quarter (40), trading scores as Shock receiver Adron Tennell and Iowa receiver Marco Harris would each haul in two touchdown passes. Thanks to an interception by Shock defensive back Terrance Sanders and another score added by receiver Kamar Jordan, the Shock would close out the third quarter leading 47-30.

In the final quarter of play, Spokane would continue to succeed on offense and maintain at least a two score lead as Erik Meyer completed 13 straight passes before his first incompletion which came midway through the 4th quarter. Back and forth scoring would continue, but Iowa would not be able to close the gap in the second half. Five turnovers (2 INTs, 2 fourth down stops, 1 fumble) on the day by the Barnstormers proved to be the deciding factor. Spokane win by a final score of 66-43.

Scoring Drives

1st Quarter

SPO	12-yd TD pass Meyer to Black (PAT good)	7-0
SPO	3-yd TD pass Meyer to Black (PAT good)	14-0
IOWA	31-yd TD pass Ratterink to Reynolds (PAT blocked)	14-6

2nd Quarter

SPO	3-yd TD pass Meyer to Jordan (PAT good)	21-6
IOWA	26-yd Field Goal by Marfuggi	21-9
SPO	3-yd TD run by Moore (PAT good)	28-9

3rd Quarter

IOWA	1-yd TD run by Brown (PAT good)	28-16
SPO	9-yd TD pass Meyer to Tennell (PAT good)	35-16
IOWA	27-yd TD pass Ratterink to Thomas (PAT good)	35-23
SPO	33-yd TD pass Meyer to Tennell (PAT failed)	41-23
SPO	43-yd TD pass Meyer to Jordan (PAT failed)	47-23
IOWA	37-yd TD pass Raterink to Harris (PAT good)	47-30

4th Quarter

SPO	39-yd TD pass Meyer to Jordan (PAT good)	54-30
IOWA	3-yd TD pass Raterink to Taylor (PAT failed)	54-36
SPO	12-yd TD pass Meyer to Tennell (PAT failed)	60-36
IOWA	4-yd TD run by Raterink (PAT good)	60-43
SPO	9-yd TD pass Meyer to Nelson (PAT failed)	66-43

Team Stats

Category	Spokane	Iowa
FIRST DOWNS	18	20
NET YARDS RUSHING	8	24
NET YARDS PASSING	325	364
TOTAL OFFENSE YARDS	333	388
Fumbles: Number-Lost	1-1	2-1
Penalties: Number-Yards	10-52	7-44
KICKOFFS-YARDS	11-626	6-344
MFG Returns: Number-Yards-TD	0-0-0	0-0-0
Kickoff returns: Number-Yds-TD	5-96-0	7-164-0
Interceptions: Number-Yds-TD	2-7-0	0-0-0
Fumble Returns: Number-Yds-TD	0-0-0	0-0-0
Miscellaneous Yards	1	1
Possession Time	29:02	30:58
Third-Down Conversions	5 of 7	4 of 7
Fourth-Down Conversions	0 of 0	0 of 2
Red-Zone Scores-Chances	5-5	4-6
Sacks By: Number-Yards	2-14	1-5
PAT Kicks	6-10	4-6
Field Goals	0-0	1-1
Touchdowns (Rush-Pass-Return)	1-9-0	2-4-0

Media Awards

RUSSELL ATHLETIC OFFENSIVE P.O.T.G.	Erik Meyer (SPO)
RIDDELL DEFENSIVE P.O.T.G.	Terrance Sanders (SPO)
J. LEWIS SMALL PLAYERMAKER O.T.G.	Kamar Jordan (SPO)
CUTTERS CATCH OF THE GAME	Marcus Harris (IOWA)
AFL HIGHLIGHT OF THE GAME	Arvell Nelson (SPO)

Player Stats - Top Performers

PASSING	COMP/ATT	YDS	TD/INT	LNG	
Meyer, E. (SPO)	26/34	314	7/0	30	
Ratterink, J. (IOWA)	27/40	378	4/1	41	
RUSHING	ATT	YDS	AVG	TD	LONG
Meyer, Erik (SPO)	4	10	2.5	1	7
Ratterink, J.J. (IOWA)	3	11	3.7	1	7
RECEIVING	REC	YDS	AVG	TD	LONG
Tennell, A. (SPO)	10	124	12.4	3	43
Thomas, M. (IOWA)	10	119	11.9	1	27
Taylor, C. (IOWA)	10	92	9.2	1	23
Jordan, K. (SPO)	6	137	22.8	3	34
Harris, M. (IOWA)	4	124	31	1	41
Black, S. (SPO)	3	23	7.7	2	12
Nelson, A. (SPO)	3	23	7.7	1	9

Spokane Shock (3-0) vs. Arizona Rattlers (3-0)

April 12, 2013

Spokane, WA - Spokane Veterans Memorial Arena

Attendance: 10,358

Score by Quarter

	1st	2nd	3rd	4th	FINAL
Arizona	14	14	7	14	49
Spokane	14	14	14	24	66

The Shock come home after a long road trip and defeated the defending ArenaBowl Champion Arizona Rattlers in front of a sell-out crowd of 10,358.

There would be no delay in action in this West Division match up. Arizona quarterback Nick Davila would connect with Rod Windsor twice in the opening quarter of play while Erik Meyer lead the Shock to the end zone on a 35-yard touchdown pass to Duane Brooks and again on the ground, tying the game a 14-14 at the end of the first.

While the teams continued to trade scores into the second quarter, an onside kick by Spokane would result in the extra possession they needed going into the half and with two scores by Kamar Jorden the two teams would end the quarter tied at 28-28.

After scoring on their opening possession of the half, the Shock would go on to hold Arizona to a single score thanks to a 1-yard rushing touchdown by full back Odie Armstrong. Spokane quarterback Erik Meyer would yet again find receiver Kamar Jorden for their third touchdown connection of the night to give the Shock a 42-35 lead going into the final quarter of play.

The fourth quarter proved to be the most exciting as the teams would combine for 38 points. After back and forth scoring would leave the game tied at 49-49, the Shock would go on to score 17 unanswered points with under four minutes to play. Shock quarterback Erik Meyer would find Adron Tennell on a 24-yard strike, followed up by a defensive stop by Spokane to set up a 24-yard field goal with 1:16 remaining. Attempting to close the gap in the final minute Arizona quarterback Nick Davila would be intercepted by Shock linebacker Beau Bell, setting up the final score of the night on a 23-yard pass from Meyer to Tennell to seal the Shock win at 66-49.

Scoring Drives

1st Quarter

AZ	14-yd TD pass Davila to Windsor (PAT good)	0-7
SPO	35-yd TD pass Meyer to Brooks (PAT good)	7-7
AZ	35-yd TD pass Davila to Windsor (PAT good)	7-14
SPO	4-yd TD run by Meyer (PAT good)	14-14

2nd Quarter

AZ	0-yard fumble recovery by Huey (PAT good)	14-21
SPO	28-yard TD pass Meyer to Jorden (PAT good)	21-21
SPO	18-yard TD pass Meyer to Jorden (PAT good)	28-21
AZ	49-yard TD pass Davila to Reed (PAT good)	28-28

3rd Quarter

SPO	4-yard TD pass Meyer to Tennell (PAT good)	35-28
AZ	1-yard rushing TD Odie (PAT good)	35-35
SPO	7-yard TD pass Meyer to Jorden (PAT good)	42-35

4th Quarter

AZ	6-yard TD pass Davila to Perry (PAT good)	42-42
SPO	45-yard TD pass Meyer to Tennell (PAT good)	49-42
AZ	17-yard TD pass Davila to Windsor (PAT good)	49-49
SPO	24-yard TD pass Meyer to Tennell (PAT good)	56-49
SPO	Field goal by Kenny Spencer (PAT good)	59-49
SPO	23-yard TD pass Meyer to Tennell (PAT good)	66-49

Team Stats

Category	Arizona	Spokane
FIRST DOWNS	19	23
NET YARDS RUSHING	28	18
NET YARDS PASSING	335	351
TOTAL OFFENSE YARDS	363	369
Fumbles: Number-Lost	2-1	1-0
Penalties: Number-Yards	8-80	7-83
KICKOFFS-YARDS	8-445	10-571
MFG Returns: Number-Yards-TD	0-0-0	0-0-0
Kickoff returns: Number-Yds-TD	8-96-0	5-131-0
Interceptions: Number-Yds-TD	0-0-0	1-20-0
Fumble Returns: Number-Yds-TD	0-0-1	0-0-0
Miscellaneous Yards	1	0
Possession Time	25:43	34:17
Third-Down Conversions	2 of 4	5 of 8
Fourth-Down Conversions	1 of 2	0 of 2
Red-Zone Scores-Chances	5-6	5-6
Sacks By: Number-Yards	0-0	1-6
PAT Kicks	7-7	9-9
Field Goals	0-0	1-1
Touchdowns (Rush-Pass-Return)	1-5-1	1-8-0

Media Awards

RUSSELL ATHLETIC OFFENSIVE P.O.T.G.:	Erik Meyer (SPO)
RIDDELL DEFENSIVE P.O.T.G.:	Beau Bell (SPO)
J. LEWIS SMALL PLAYERMAKER O.T.G.:	Duane Brooks (SPO)
CUTTERS CATCH OF THE GAME:	Adron Tennell (SPO)
AFL HIGHLIGHT OF THE GAME:	Adron Tennell (SPO)

Player Stats - Top Performers

PASSING	COMP/ATT	YDS	TD/INT	LNG
Meyer, E. (SPO)	27/43	351	8/0	45
Davila, N. (AZ)	18/33	341	5/1	49

RUSHING	ATT	YDS	AVG	TD	LONG
Meyer, E. (SPO)	4	11	2.8	1	7
Tennell, A. (SPO)	4	8	2.0	0	4
Armstrong, O. (AZ)	3	7	2.3	1	3
Falakinseni, W. (SPO)	1	2	2.0	0	2
Davila, N (AZ)	1	17	17.0	0	17

RECEIVING	REC	YDS	TD	LONG
Tennell, A. (SPO)	10	138	4	45
Brooks, D. (SPO)	9	118	1	35
Jorden, K. (SPO)	8	95	3	28
Windsor (AZ)	7	135	3	35
Reed, K. (AZ)	6	117	1	49
Perry, J. (AZ)	5	89	1	37

Spokane Shock (4-0) @ San Jose SaberCats (2-1)

April 19, 2013

San Jose, CA - SAP Center

Attendance: 10,123

Score by Quarter

	1st	2nd	3rd	4th	FINAL
Spokane	14	20	21	14	69
San Jose	14	7	6	20	47

The Shock traveled to San Jose to take on the SaberCats Friday, April 19th for their second straight West Division matchup.

In the first quarter the Shock defense started the game off strong coming up with an interception on San Jose's first drive. After the interception the two teams went touchdown for touchdown which included a long 39-yard touchdown pass from Erik Meyer to Adron Tennell. At the end of the first quarter the game was tied 14-14.

In the second quarter of play, Spokane came out with possession and scored in under ten seconds with Meyer hooking up with Kamar Jorden for the 15-yard touchdown giving them the 21-14 lead. San Jose would only score once in the second quarter while Spokane would score two more time and have one more interception right before halftime to lead 34-21.

To start the third quarter the Shock would continue the offensive scoring on their first drive to open the half putting them up 41-21. Again the Shock would outscore the SaberCats three touchdowns to one in the third quarter as San Jose quarterback Aaron Garcia threw another interception. At the end of the third the Shock led the SaberCats 55-27.

In the final quarter of play, the SaberCats came out strong scoring a quick touchdown and then forcing a fumble and scoring on a three-yard touchdown rush cutting the lead to 14. This would be the first quarter that the SaberCats outscored the Shock but Spokane's defense, namely Paul Stephens, who had an AFL record 5 interceptions, would shut San Jose down. The Spokane Shock defeat the San Jose SaberCats 69-47.

Scoring Drives

1st Quarter

SPO	19-yd TD pass Meyer to Tennell (PAT)	7-0
SJS	33-yd TD pass Garcia to Simmons	7-7
SPO	39-yd TD pass Meyer to Tennell (PAT)	14-7
SJS	8-yard TD pass Garcia to Goodson	14-14

2nd Quarter

SPO	15-yd TD pass Meyer to Jorden (PAT)	21-14
SPO	18-yd TD pass Meyer to Jorden	27-17
SJS	27-yd TD pass Garcia to Willis	27-21
SPO	3-yd TD pass Meyer to Brooks (PAT)	34-21

3rd Quarter

SPO	9-yd TD pass Meyer to Jorden (PAT)	41-21
SPO	26-yd INT return by Stephens (PAT)	48-21
SJS	41-yd TD pass Garcia to Willis	48-27
SPO	10-yd TD pass Meyer to Chambers (PAT)	55-27

4th Quarter

SJS	4-yd TD pass Garcia to Willis	55-34
SJS	3-yd TD rush by Flokerts	55-41
SPO	6-yd TD pass Meyer to Tennell (PAT)	62-41
SJS	9-yd TD pass Garcia to Ranglin	62-47
SPO	2-yd TD rush by Tennen	69-47

Team Stats

Category	Spokane	San Jose
FIRST DOWNS	20	22
NET YARDS RUSHING	28	15
NET YARDS PASSING	237	299
TOTAL OFFENSE YARDS	265	314
Fumbles: Number-Lost	1-1	1-0
Penalties: Number-Yards	6-26	7-43
KICKOFFS-YARDS	11-592	6-328
MFG Returns: Number-Yards-TD	0-0-0	0-0-0
Kickoff returns: Number-Yds-TD	5-68-0	11-132-0
Interceptions: Number-Yds-TD	5-65-1	0-0-0
Fumble Returns: Number-Yds-TD	0-0-0	0-0-0
Miscellaneous Yards	-2	2
Possession Time	28:55	31:05
Third-Down Conversions	3 of 6	4 of 7
Fourth-Down Conversions	1 of 1	1 of 2
Red-Zone Scores-Chances	4-4	4-5
Sacks By: Number-Yards	2-10	1-5
PAT Kicks	9-10	5-7
Field Goals	0-0	0-0
Touchdowns (Rush-Pass-Return)	1-8-1	1-6-0

Media Awards

RUSSELL ATHLETIC OFFENSIVE P.O.T.G.:

RIDDELL DEFENSIVE P.O.T.G.:

J. LEWIS SMALL PLAYERMAKER O.T.G.:

CUTTERS CATCH OF THE GAME:

AFL HIGHLIGHT OF THE GAME:

Player Stats - Top Performers

PASSING	COMP/ATT	YDS	TD/INT	LNG	
Meyer, E. (SPO)	26/37	242	8/0	39	
Garcia, A. (SJS)	28/45	309	6/5	41	
RUSHING	ATT	YDS	AVG	TD	LONG
Meye, Erik (SPO)	1	14	14	0	14
Flokerts, B. (SJS)	2	11	5.5	1	8
Tennell, A. (SPO)	1	2	2	1	2
RECEIVING	REC	YDS	AVG	TD	LONG
Simmons, J (SJS)	11	126	11.5	1	33
Brooks, D. (SPO)	10	63	6.3	1	10
Tennell, A. (SPO)	9	117	13	3	39
Willis, J. (SJS)	9	123	13.7	3	41
Jorden, K. (SPO)	5	49	9.8	3	18
Goodson, S (SJS)	3	19	6.3	1	8
Chambers, J. (SPO)	1	10	10	1	10

Spokane Shock (5-0) vs. Tampa Bay Storm (3-2)

April 27, 2013

Spokane, WA - Spokane Veterans Memorial Arena

Attendance: 9,872

Score by Quarter

	1st	2nd	3rd	4th	FINAL
Tampa Bay	14	14	14	28	70
Spokane	0	7	28	27	62

The Storm drove the field on their opening possession, scoring on a short touchdown pass from quarterback Adrian McPherson to receiver Joe Hills. On Spokane's ensuing possession and opening drive of the game, quarterback Erik Meyer would be intercepted for the first time this season after going 193 attempts with zero interceptions so far this year. Tampa Bay would go on to score once more in the first quarter, coming on a 46-yard pass from McPherson to receiver Greg Ellingson to put the Storm up 14-0.

The Shock would go on to score their only touchdown of the first half at the 14:56 mark of the second quarter as Shock quarterback Erik Meyer would connect with receiver Kamar Jordan. The Storm defense would hold the Shock to a four-and-out and also record their second interception of the night against Meyer, allowing the Storm to take a 28-7 lead into the half.

While the first half did not present much action, the second half of the contest would prove to be a record breaking performance for combined points in a half as they would go on to post 97 points and break the previous record of 95 which was set in 2005 by San Jose and Las Vegas. After the Shock score on the opening possession, a fumbled snap recovery would allow Spokane to bring the game back within one score at 21-28 before each team's offense would break out.

For the remainder of the second half, the Shock and Storm would trade 12 times with Tampa Bay being able to hold on to their one score lead as they would close out the 62-70 win.

Scoring Drives

1st Quarter

TBY	2-yd TD pass McPherson to Hills (PAT)	0-7
TBY	46-yd TD pass McPherson to Ellingson (PAT)	0-14

2nd Quarter

SPO	9-yd TD pass Meyer to Jordan (PAT)	7-14
TBY	1-yd TD run by McPherson (PAT)	7-21
TBY	1-yd TD run by McPherson (PAT)	7-28

3rd Quarter

SPO	1-yd TD run by Tennell (PAT)	14-28
SPO	10-yd TD pass Meyer to Jordan (PAT)	21-28
TBY	42-yd TD pass McPherson to Hills (PAT)	21-35
SPO	40-yd TD pass Meyer to Jordan (PAT)	28-35
TBY	18-yd TD pass McPherson to Hills (PAT)	28-42
SPO	58-yd kick return TD (PAT)	35-42

4th Quarter

TBY	8-yd TD pass McPherson to Ellingson (PAT)	35-49
SPO	37-yd TD pass Meyer to Tennell (PAT)	42-49
TBY	23-yd TD pass McPherson to Hills (PAT)	42-56
SPO	1-yd TD pass Meyer to Tennell (PAT)	49-56
TBY	5-yd TD run by McPherson (PAT)	49-63
SPO	2-yd TD pass Meyer to Brooks (PAT)	56-63
TBY	10-yd TD pass McPherson to Hills (PAT)	56-70
SPO	12-yd TD pass Meyer to Tennell (PAT failed)	62-70

Team Stats

Category	Tampa Bay	Spokane
FIRST DOWNS	21	23
NET YARDS RUSHING	51	17
NET YARDS PASSING	303	248
TOTAL OFFENSE YARDS	354	265
Fumbles: Number-Lost	1-1	0-0
Penalties: Number-Yards	17-95	8-48
KICKOFFS-YARDS	11-618	7-352
MFG Returns: Number-Yards-TD	0-0-0	1-32-0
Kickoff returns: Number-Yds-TD	5-23-0	10-275-1
Interceptions: Number-Yds-TD	2-0-0	0-0-0
Fumble Returns: Number-Yds-TD	0-0-0	0-0-0
Miscellaneous Yards	0	0
Possession Time	32:58	27:02
Third-Down Conversions	6 of 11	3 of 6
Fourth-Down Conversions	2 of 2	0 of 1
Red-Zone Scores-Chances	5-5	4-6
Sacks By: Number-Yards	1-10	3-7
PAT Kicks	10-10	8-9
Field Goals	0-1	0-0
Touchdowns (Rush-Pass-Return)	3-7-0	1-7-1

Player Stats - Top Performers

PASSING	COMP/ATT	YDS	TD/INT	LNG
McPherson (TBY)	21/36	310	7/0	46
Meyer, E. (SPO)	21/35	258	7/2	40

RUSHING	ATT	YDS	AVG	TD	LONG
McPherson (TBY)	14	46	3.3	3	8
Meyer, Erik (SPO)	1	13	13	0	13
Tennell, A. (SPO)	2	1	0.5	1	1

RECEIVING	REC	YDS	AVG	TD	LONG
Tennell, A. (SPO)	12	161	13.4	3	37
Hills, J. (TBY)	10	177	17.7	5	42
Ellingson, G. (TBY)	8	108	13.5	2	46
Jordan, K. (SPO)	7	92	13.1	3	40
Lindsey, M. (TBY)	3	25	8.3	0	12

Media Awards

RUSSELL ATHLETIC OFFENSIVE P.O.T.G.	Adrian McPherson (TBY)
RIDDELL DEFENSIVE P.O.T.G.	Chris Smith (TBY)
J. LEWIS SMALL PLAYERMAKER O.T.G.	Joe Hills (TBY)
CUTTERS CATCH OF THE GAME	Kamar Jordan (SPO)
AFL HIGHLIGHT OF THE GAME	Terrance Sanders (SPO)
Net10 WIRELESS HIT OF THE GAME	James Ruffin (SPO)

Spokane Shock (5-1) @ Utah Blaze (2-3)

May 4, 2013

Salt Lake City, UT - EnergySolutions Arena

Attendance: 5,784

Score by Quarter

	1st	2nd	3rd	4th	FINAL
Spokane	14	7	6	19	48
Utah	21	6	6	20	52

The Spokane Shock suffered their second defeat of the season at the hands of the Utah Blaze, falling by a final score of 48-52.

Back-to-back kickoffs would display action only possible in the Arena Football League. On Utah's ensuing kickoff after going up 14-7, a bar-ball would send the ball bouncing all the way out to the 20-yd line before Shock defensive back Patrick Stoudamire would scoop up the loose ball and go right past Blaze kicker Kyle Brotzman to take the ball in for the touchdown from 30-yds out. On Spokane's following kick and in a similar turn of events, the ball was knocked loose in the end zone by Shock wide receiver Kamar before bouncing into the hands of Blaze wide receiver Aaron Lesue, allowing him to scoop up the kick and take it 54-yds for the score. Utah would hold the Shock to a four-and-out and maintain their lead at 21-14 at the end of the first quarter.

As the Blaze continued their drive into the second quarter, the Shock defense would recover a fumble by Mario Urrutia and take over possession. Unable to convert on a 4th down field goal attempt, the Blaze would capitalize with a Lesue touchdown reception to go up 27-14. Spokane would turn the ball over on their next possession, but aided by a four-and-out by the defense the Shock would score once more before the half on a 14-yard pass from Meyer to Tennell to cut the lead to 27-21.

After trading scores in the third quarter, Utah and Spokane would begin the fourth quarter only separated by 5 points with the Blaze leading 33-28. As the Blaze continued their possession from the third it would take Spokane only two plays to claim their first lead of the game as defensive back Cameron McGlenn jumped a crossing route and returned the interception to put the Shock up 34-33. Back and forth scoring would continue until the final drive of the game. After a failed onside kick attempt by Utah would give Spokane the ball on the Utah 10-yd line as Spokane would go on to run three consecutive run plays and wind the clock down to the final 14 seconds. On fourth down, the Shock would attempt the go ahead touchdown pass and have the ball knocked out of the air by David Hyland to seal the Utah win at 52-48.

Scoring Drives

1st Quarter

UT	7-d TD pass Grady to Urrutia (PAT)	0-7
SPO	8-yd TD pass Meyer to Brooks (PAT)	7-7
UT	30-yd TD pass Grady to Lesue (PAT)	7-14
SPO	30-yd kickoff return for TD by Stoudamire (PAT)	14-14
UT	54-yd kickoff return for TD by Lesue (PAT)	14-21

2nd Quarter

UT	10-yd TD pass Grady to Lesue (PAT failed)	14-27
SPO	14-yd TD pass Meyer to Tennell (PAT)	21-27

3rd Quarter

UT	46-yd TD pass Grady to Castile (PAT failed)	21-33
SPO	3-yd TD run by Nelson (PAT)	28-33

4th Quarter

SPO	17-yd INT for TD by McGlenn (PAT failed)	34-33
UT	13-yd TD pass from Grady to Urrutia (PAT)	34-40
SPO	53-yd INT for TD by Stephens (PAT)	41-40
UT	19-yd TD pass Grady to Castile (2-pt failed)	41-46
SPO	14-yd TD pass Meyer to Tennell (PAT)	48-46
UT	7-yd TD pass Grady to Urrutia (2-pt failed)	48-52

Team Stats

Category	Spokane	Utah
FIRST DOWNS	17	21
NET YARDS RUSHING	18	34
NET YARDS PASSING	256	325
TOTAL OFFENSE YARDS	274	359
Fumbles: Number-Lost	4-3	2-2
Penalties: Number-Yards	8-60	11-80
KICKOFFS-YARDS	7-367	7-354
MFG Returns: Number-Yards-TD	0-0-0	1-6-0
Kickoff returns: Number-Yds-TD	4-72-1	5-105-1
Interceptions: Number-Yds-TD	2-70-2	0-0-0
Fumble Returns: Number-Yds-TD	1-14-0	1-3-0
Miscellaneous Yards	3	3
Possession Time	28:37	31:23
Third-Down Conversions	2 of 7	1 of 4
Fourth-Down Conversions	1 of 4	1 of 3
Red-Zone Scores-Chances	2-4	2-3
Sacks By: Number-Yards	1-4	3-20
PAT Kicks	6-7	4-6
Field Goals	0-1	0-0
Touchdowns (Rush-Pass-Return)	1-3-3	0-7-1

Media Awards

RUSSELL ATHLETIC OFFENSIVE P.O.T.G.	Mario Urrutia (UT)
RIDDELL DEFENSIVE P.O.T.G.	David Hyland (UT)
J. LEWIS SMALL PLAYERMAKER O.T.G.	Aaron Lesue (UT)
CUTTERS CATCH OF THE GAME	Mario Urrutia (UT)
AFL HIGHLIGHT OF THE GAME	Aaron Lesue (UT)

Player Stats - Top Performers

PASSING	COMP/ATT	YDS	TD/INT	LONG	
Grady, T. (UT)	26/39	329	7/2	46	
Meyer, E. (SPO)	26/39	256	3/0	20	
RUSHING	ATT	YDS	AVG	TD	LONG
Stallings (UT)	4	32	8.0	0	20
Tennell, A. (SPO)	1	7	7.0	0	7
Nelson, A. (SPO)	2	4	2.0	1	3
RECEIVING	REC	YDS	AVG	TD	LONG
Urrutia, M. (UT)	11	122	11.1	3	28
Jorden, K. (SPO)	10	112	11.2	0	20
Lesue, A. (UT)	9	117	13.0	2	30
Brooks, D. (SPO)	9	88	9.77	1	16
Tennell, A. (SPO)	7	76	10.8	2	16
Castile, L.J. (UT)	5	85	17.0	2	46

Spokane Shock (5-2) vs. Orlando Predators (1-5)

May 11, 2013

Spokane, WA - Spokane Veterans Memorial Arena

Attendance: 8,730

Score by Quarter

	1st	2nd	3rd	4th	FINAL
Orlando	13	28	13	29	83
Spokane	27	35	0	20	82

In front of a crowd of 8,730 The Spokane Shock suffered their third defeat of the season at the hands of The Orlando Predators, falling 82-83.

After a Shock score on the opening drive of the game, Orlando's Maurice Williams would return the kick 56-yards for the score and to tie the game at 7. Attempting to feed off the momentum the Predators would attempt an onside kick, but Shock wide receiver Jeffrey Solomon would quickly react and take the short bounce into the end zone. Following the Shock score a fumbled Orlando snap and recovery by Spokane would set up another touchdown by Solomon, this time on a 5-yard run. After trading scores the Shock would lead 27-13 at the end of the first.

There would be no shortage of action in the second quarter as the two teams would go into the half with a score of 62-41. The 103 combined points would break the previous record of most points scored in a half (98). Predator's quarterback Aaron Garcia would find three different receivers for four touchdown passes while the Shock would go on to post 35 points in the quarter scoring on every side of the ball. Erik Meyer would connect with Adron Tennell three times in the quarter, while Sanders would return a kick 56-yards for a touchdown and Terrance Taylor would recover a fumble for a score.

An explosive first half would be halted as the defenses would finally come to play. After an Orlando score on a 28-yard pass from Garcia to Toliver, the Shock would go on to miss a 27-yard field goal attempt and give the ball back to the Predators. From there Orlando would eat up the clock on a nine play five minute drive to close out the quarter with a final touchdown pass and close the gap 62-54 with the Shock on top.

In the final and second highest scoring quarter of the night Erik Meyer would connect with Adron Tennell three more times, bringing his total to six touchdown receptions. Orlando quarterback Aaron Garcia would respond, trading touchdowns on his way to connecting with three different receivers (Williams, Geathers, Toliver). The Shock defense would come up big late in the game and cause a four-and-out, however, the Shock would give the ball right back on a fumble by Solomon. Orlando would score with 28 seconds to play bringing them within 6 points of the Shock and follow it up with their first onside kick recovery of the night, setting up the go ahead touchdown with 24 seconds remaining. Spokane would attempt a 44-yard field goal with seconds remaining but come up short, allowing Orlando to steal the win 83-82.

Scoring Drives

1st Quarter

SPO	7-d TD pass Meyer to Brooks (PAT)	0-7
ORL	56-yd kickoff return TD by Williams (PAT)	7-7
SPO	11-yd kickoff return for TD by Solomon (PAT failed)	7-13
SPO	5-yd TD pass Meyer to Solomon (PAT)	7-20
ORL	10-yd TD pass Garcia to Toliver (PAT failed)	13-20
SPO	1-yd TD run by Nelson (PAT)	13-27

2nd Quarter

ORL	20-yd TD pass Garcia to Geathers (PAT)	20-27
SPO	56-yd kickoff return for TD by Sanders (PAT)	20-34
ORL	32-yd TD pass Garcia to Toliver (PAT)	27-34
SPO	14-yd TD pass Meyer to Solomon (PAT)	27-41
SPO	Fumble Recovery for TD by Taylor (PAT)	27-48
ORL	43-yd TD pass Garcia to Rodriguez (PAT)	34-48
SPO	6-yd TD pass Meyer to Tennell (PAT)	34-55
ORL	17-yd TD pass Garcia to Toliver (PAT)	41-55
SPO	4-yd TD run by Meyer (PAT)	41-62

3rd Quarter

ORL	28-yd TD pass Garcia to Toliver (PAT)	48-62
ORL	7-yd TD pass Garcia to Geathers (PAT failed)	54-62

4th Quarter

SPO	4-yd TD pass Meyer to Tennell (PAT)	54-69
ORL	41-yd TD pass Garcia to Williams (PAT)	61-69
SPO	11-yd TD pass Meyer to Tennell (PAT)	61-76
ORL	27-yd TD pass Garcia to Toliver (2-pt good)	69-76
SPO	14-yd TD pass Meyer to Tennell (PAT failed)	69-82
ORL	15-yd TD pass Garcia to Geathers (PAT)	76-82
ORL	5-yd TD pass Garcia to Toliver (PAT)	83-82

Media Awards

RUSSELL ATHELTC OFFENSIVE P.O.T.G.	Aaron Garcia (ORL)
RIDDELL DEFENSIVE P.O.T.G.	Terrance Taylor (SPO)
J. LEWIS SMALL PLAYERMAKER O.T.G.	T.T. Toliver (ORL)
CUTTERS CATCH OF THE GAME	Adron Tennell (SPO)
AFL HIGHLIGHT OF THE GAME	Terrance Sanders (SPO)

Team Stats

Category	Orlando	Spokane
FIRST DOWNS	24	21
NET YARDS RUSHING	6	6
NET YARDS PASSING	442	263
TOTAL OFFENSE YARDS	448	269
Fumbles: Number-Lost	2-2	1-1
Penalties: Number-Yards	11-107	10-93
KICKOFFS-YARDS	10-558	13-707
MFG Returns: Number-Yards-TD	0-0-0	0-0-0
Kickoff returns: Number-Yds-TD	11-207-1	10-257-2
Interceptions: Number-Yds-TD	1-0-0	0-0-0
Fumble Returns: Number-Yds-TD	0-0-0	0-0-1
Miscellaneous Yards	-9	0
Possession Time	32:06	27:54
Third-Down Conversions	5 of 8	0 of 2
Fourth-Down Conversions	1 of 2	0 of 0
Red-Zone Scores-Chances	2-2	6-7
Sacks By: Number-Yards	0-0	0-0
PAT Kicks	9-10	10-12
Field Goals	0-0	0-2
Touchdowns (Rush-Pass-Return)	0-11-1	2-7-3

Player Stats - Top Performers

PASSING	COMP/ATT	YDS	TD/INT	LNG
Garcia, A. (ORL)	30/48	442	11/0	43
Meyer, E. (SPO)	22/31	263	7/0	26

RUSHING	ATT	YDS	AVG	TD	LONG
Meyer, Erik (SPO)	3	7	2.3	1	4
Nelson, A. (SPO)	2	-1	-0.5	1	1

RECEIVING	REC	YDS	AVG	TD	LONG
Toliver, T.T. (ORL)	18	251	13.9	6	37
Solomon, J. (SPO)	9	101	11.2	2	16
Tennell, A. (SPO)	7	76	10.8	4	26
Geathers, J. (ORL)	6	85	14.1	3	24
Brooks, D. (SPO)	3	25	8.3	1	14
Rodriguez, P. (ORL)	4	60	15.0	1	43
Williams, M. (ORL)	2	46	23.0	1	41

Spokane Shock (5-3) vs. New Orleans VooDoo (1-6)

May 17, 2013

Spokane, WA - Spokane Veterans Memorial Arena

Attendance: 9,317

Score by Quarter

	1st	2nd	3rd	4th	FINAL
New Orleans	12	6	20	7	54
Spokane	14	17	14	20	65

The Spokane Shock broke their three game losing streak with a 65-54 win over the New Orleans VooDoo in front of a crowd of 9,317, at Spokane Arena.

On the opening drive Meyer would throw only his third interception of the season, but a ball jarring hit from offensive lineman Chris Pino on the return would create a fumble recovery for Spokane. Shock wide receiver Brandon Thompkins would make his presence known early after being acquired by Spokane in a Week 8 trade with the Utah as Meyer would find Thompkins for the opening score of the game on a 9-yard touchdown pass. VooDoo quarterback Kurt Rocco's return to the lineup after missing three games proved beneficial early as he would connect with Donovan Morgan for two scores and Smith on another, giving New Orleans a 21-14 lead at the end of the first quarter.

Kamar Jordan would open the second quarter with a 4-yard touchdown run, leading to each team's star wide receivers in Morgan and Tennell scoring. With the Shock leading 28-27 Paul Stephens would jump a crossing to set up a 28-yard field goal to put the Shock on up 31-27.

Opening the second half, Paul Stephens would record his second interception of the game on the VooDoo's opening possession. After Kamar Jordan and Donovan Morgan would trade scores for their teams, a fumbled snap by Spokane would provide VooDoo linebacker Derek Lee a chance to scoop and score from 7-yards out to give New Orleans the 40-38 lead. On the ensuing kick the Shock's Terrance Sanders would take it 56-yards for the score, but a 45-yard drive eating up five and a half minutes off the clock would set New Orleans up to end the third leading 47-45.

The Shock would take back and extend their lead to open the final quarter of play. After a Thompkins touchdown reception, Sanders would intercept Rocco and return it for the Shock score, giving Spokane the 59-47. Rocco would connect with Donovan Morgan once more on the night to bring the game back within five points, but a sack and strip by Shock defensive lineman James Ruffin would set up the final score of the night by way of a 37-yard pass from Meyer to Tennell. Spokane would go on to force the VooDoo to use their remaining time outs and run the clock out for the win by a final score of 65-54.

Scoring Drives

1st Quarter

SPO	9-yd TD pass Meyer to Thompkins (PAT)	0-7
NO	34-yd TD pass Rocco to Morgan (PAT)	7-7
SPO	45-yd TD pass Meyer to Thompkins (PAT)	7-14
NO	5-yd TD pass Rocco to Smith (PAT)	14-14
NO	39-yd TD pass Rocco to Morgan (PAT)	21-14

2nd Quarter

SPO	3-yd TD run by Jordan (PAT)	21-21
NO	9-yd TD pass Rocco to Morgan (PAT failed)	27-21
SPO	43-yd TD pass Meyer to Tennell (PAT)	27-28
SPO	28-yd FG by Rowan	27-31

3rd Quarter

SPO	14-yd TD pass Meyer to Jordan (PAT)	27-38
NO	47-yd TD pass Rocco to Morgan (PAT)	34-38
NO	7-yd Fumble Recovery for TD by Majors (PAT failed)	40-38
SPO	56-yd Kick Return for TD by Sanders (PAT)	40-45
NO	9-yd TD pass Rocco to Richardson (PAT)	47-45

4th Quarter

SPO	5-yd TD pass Meyer to Thompkins (PAT)	47-52
SPO	15-yd Interception return for TD by Sanders (PAT)	47-59
NO	33-yd TD pass Rocco to Morgan (PAT)	54-59
SPO	37-yd TD pass Meyer to Tennell (PAT failed)	54-65

Team Stats

Category	New Orleans	Spokane
FIRST DOWNS	18	19
NET YARDS RUSHING	3	-2
NET YARDS PASSING	318	353
TOTAL OFFENSE YARDS	321	351
Fumbles: Number-Lost	2-2	1-1
Penalties: Number-Yards	9-55	8-69
KICKOFFS-YARDS	9-494	10-559
MFG Returns: Number-Yards-TD	0-0-0	0-0-0
Kickoff returns: Number-Yds-TD	9-133-0	6-149-1
Interceptions: Number-Yds-TD	1-2-0	3-27-1
Fumble Returns: Number-Yds-TD	1-7-1	0-0-0
Miscellaneous Yards	0	0
Possession Time	32:14	27:46
Third-Down Conversions	1 of 4	2 of 6
Fourth-Down Conversions	1 of 2	1 of 2
Red-Zone Scores-Chances	3-3	4-5
Sacks By: Number-Yards	2-5	3-9
PAT Kicks	6-8	8-9
Field Goals	0-0	1-1
Touchdowns (Rush-Pass-Return)	0-7-1	1-6-2

Media Awards

RUSSELL ATHLETIC OFFENSIVE P.O.T.G.	Donovan Morgan (NOLA)
RIDDELL DEFENSIVE P.O.T.G.	Paul Stephens (SPO)
J. LEWIS SMALL PLAYERMAKER O.T.G.	Terrance Sanders (SPO)
CUTTERS CATCH OF THE GAME	Donovan Morgan (NOLA)
AFL HIGHLIGHT OF THE GAME	Terrance Sanders (SPO)

Player Stats - Top Performers

PASSING	COMP/ATT	YDS	TD/INT	LNG	
Meyer, E. (SPO)	29/40	353	6/1	45	
Rocco, K. (NO)	22/38	318	17/3	47	
RUSHING	ATT	YDS	AVG	TD	LONG
Richardson, J. (NO)	3	12	4.0	0	5
Meyer, Erik (SPO)	5	3	3.0	1	3
Jorden, K. (SPO)	1	3	3.0	1	3
RECEIVING	REC	YDS	TD	LONG	
Tennell, A. (SPO)	14	174	2	43	
Morgan, D. (NO)	13	255	5	47	
Jorden, K. (SPO)	8	95	1	25	
Thompkins, B. (SPO)	6	82	3	45	
Smith, C. (NO)	3	24	1	12	

Spokane Shock (6-3) @ San Antonio Talons (4-4)

May 24, 2013

San Antonio, TX - Alamodome

Attendance: 7,961

Score by Quarter

	1st	2nd	3rd	4th	FINAL
Spokane	14	20	6	21	61
San Antonio	14	7	0	27	48

The Spokane Shock won their second straight game with a 61-48 win over the San Antonio Talons at the Alamodome in San Antonio, TX.

In the opening quarter of play the two teams would trade scores coming on the early touchdown reception the Shock's Adron Tennell and then on a Talon's drive led by quarterback Nick Hill. After the quick response by Spokane on another Meyer to Tennell connection, an unfortunate play would occur as San Antonio quarterback Nick Hill would be injured on a sack and leave the contest. With backup quarterback and wide receiver Xavier Lee taking the snaps, the Talons would march down field and score on a Jomo Wilson touchdown reception to tie the game at 14 at the end of the first quarter.

The Shock would go on to outscore the Talons 3:1 in the second quarter. After the Shock's initial touchdown on a pass from Meyer to Kamar Jordan was followed by a missed extra point attempt, the Talons would put together a 5-play drive to take the 21-20 advantage on another Jomo Wilson touchdown reception from Xavier Lee. The Shock defense would make its presence known after short touchdown run by Erik Meyer and hold the Talons to a four-and-out to retake the possession. With only 7 seconds remaining, Meyer would find Duane Brooks for the 8-yard score to give the Shock a 34-21 lead into the half.

On the Talons' opening possession of the second half, Shock defensive back Patrick Stoudamire would intercept the pass by Xavier Lee on the 4-yard line. Erik Meyer would lead the Shock offense the length of the field and scramble for a 10-yard rushing touchdown to cap off the five play drive and give the Shock a 40-21 lead and post the only touchdown in the third quarter between the two teams.

The final quarter would be highlighted as the highest scoring of the contest with seven combined touchdowns between the teams. San Antonio would begin with another Jomo Wilson touchdown reception, followed by a Talons interception in the red zone after a failed inside kick attempt to set up a their second straight score and bring the game to 40-35. Despite San Antonio's best effort to take the lead, Erik Meyer would go on to connect with Kamar Jordan for a score and Adron Tennell for two additional touchdowns. Sanders and D.J. Stephens would trade kick returns for touchdowns in the final quarter of play as Spokane would hold their lead and win by a final of 61-48.

Scoring Drives

1st Quarter

SPO	17-yd TD pass Meyer to Tennell (PAT)	7-0
SA	9-yd TD run by Hill (PAT)	7-7
SPO	33-yd TD pass Meyer to Tennell (PAT)	14-7
SA	11-yd TD pass Lee to Wilson (PAT)	14-14

2nd Quarter

SPO	15-yd TD pass Meyer to Jordan (PAT failed)	20-14
SA	28-yd TD pass Lee to Wilson (PAT)	20-21
SPO	1-yd TD run by Meyer (PAT)	27-21
SPO	8-yd TD pass Meyer to Brooks (PAT)	34-21

3rd Quarter

SPO	10-yd TD run by Meyer (PAT failed)	40-21
-----	------------------------------------	-------

4th Quarter

SA	5-yd TD pass Lee to Wilson (PAT)	40-28
SA	1-yd TD pass Lee to Ruffins (PAT)	40-35
SPO	5-yd TD pass Meyer to Jordan (PAT)	47-35
SA	56-yd kick return for TD by Stephens (PAT blocked)	47-41
SPO	7-yd TD pass Meyer to Tennell (PAT)	54-41
SA	56-yd kick return for TD by Stephens (PAT)	54-48
SPO	17-yd TD pass Meyer to Tennell (PAT)	61-48

Media Awards

RUSSELL ATHLETIC OFFENSIVE P.O.T.G.
 RIDDELL DEFENSIVE P.O.T.G.
 J. LEWIS SMALL PLAYERMAKER O.T.G.
 CUTTERS CATCH OF THE GAME
 AFL HIGHLIGHT OF THE GAME

Team Stats

Category	Spokane	San Antonio
FIRST DOWNS	22	24
NET YARDS RUSHING	6	44
NET YARDS PASSING	255	274
TOTAL OFFENSE YARDS	261	318
Fumbles: Number-Lost	1-0	1-0
Penalties: Number-Yards	9-60	11-68
KICKOFFS-YARDS	10-566	5-270
MFG Returns: Number-Yards-TD	0-0-0	0-0-0
Kickoff returns: Number-Yds-TD	5-93-0	9-208-2
Interceptions: Number-Yds-TD	1-21-0	1-0-0
Fumble Returns: Number-Yds-TD	0-0-0	0-0-0
Miscellaneous Yards	2	0
Possession Time	23:06	36:54
Third-Down Conversions	3 of 3	3 of 11
Fourth-Down Conversions	0 of 0	5 of 7
Red-Zone Scores-Chances	6-6	3-4
Sacks By: Number-Yards	1-0	0-0
PAT Kicks	7-9	6-7
Field Goals	0-0	0-0
Touchdowns (Rush-Pass-Return)	2-7-0	1-4-2

Player Stats - Top Performers

PASSING	COMP-ATT	YDS	TD/INT	LNG
Meyer, E. (SPO)	23/29	255	7/1	33
Lee, X. (SA)	22/48	237	4/1	28
Hill, N. (SA)	3/4	37	0/0	14

RUSHING	ATT	YDS	AVG	TD	LONG
Hill, N. (SA)	2	10	5.0	1	9
Meyer, E. (SPO)	4	6	1.5	2	10

RECEIVING	REC	YDS	TD	LONG
Tennell, A. (SPO)	12	177	4	33
Jordan, K. (SPO)	3	29	2	15
Brooks, D. (SPO)	3	20	1	8
Wilson, J. (SA)	8	105	3	28
Stephens, D. (SA)	8	99	0	22
Ruffins, M. (SA)	1	1	1	1

Spokane Shock (7-3) vs. San Jose SaberCats (7-2)

June 1, 2013

Spokane, WA - Spokane Veterans Memorial Arena

Attendance: 9,138

Score by Quarter

	1st	2nd	3rd	4th	FINAL
San Jose	7	9	7	22	45
Spokane	14	27	14	20	75

The Spokane Shock won their third straight game with a 75-45 win over the San Jose SaberCats at Spokane Arena in front of a crowd of 9,138 in the CBS Sports Network Game of the Week.

In first quarter action, the Shock would strike first with a one-play drive resulting in a 20-yard touchdown reception by Brandon Thompkins. Sabercats quarterback Russ Michna would go on to lead a five play scoring drive before Meyer and Thompkins would connect once more before quarters end on a 35-yard pass to give Spokane the lead 14-7.

The Shock defense would open the second quarter with a fourth down stop against San Jose to set up a Meyer touchdown run for the 21-7 lead. On San Jose's next possession, Sanders would intercept the Michna pass and return it 43-yards. After the Sabercats were able to block the extra point and return it for the 2-yard score, San Jose would turn over possession of the ball for the second drive in a row on a forced fumble by Terence Moore. Adron Tennell would go on to find the end zone twice on the ground for the Shock before the end of the half, while San Jose quarterback Russ Michna added his own rushing touchdown to go into the half with Spokane leading 41-16. Spokane's 41 first-half points would break San Jose's streak of allowing 38-points or less over their past five contests as they would go into the half leading 41-16.

San Jose backup quarterback Mitch Mustain would make an appearance on the final drive of the first half and continue taking snaps into the third quarter for the Sabercats. After being stopped on fourth down by the Shock defense on their opening drive, San Jose would allow Spokane wide receiver Jeffrey Solomon to record his only reception of the game which resulted in a 9-yard touchdown to give the Shock a 48-16 lead. The ensuing kickoff would create an fumble recovery opportunity for San Jose and set up a short touchdown run, but a failed onside kick would set Adron Tennell to score his third touchdown run of the game, setting a new franchise single-game record to give Spokane a 55-23 lead. San Jose would go on to match the Shock's scoring in the fourth quarter, but having already dug a 22 point hole they were unable to overcome the deficit. Arvell Nelson would enter the game for Spokane and throw two touchdown passes, continuing the Shock blowout to the tune of a 75-45 final.

Scoring Drives

1st Quarter	
SPO	20-yd TD pass Meyer to Thompkins (PAT) 0-7
SJ	2-yd TD run by Williams (PAT) 7-7
SPO	24-yd TD pass Meyer to Thompkins (PAT) 7-14
2nd Quarter	
SPO	1-yd TD run by Meyer (PAT) 7-21
SPO	42-yd Interception return for TD (PAT blocked) 7-27
SJ	Blocked PAT return for TD by Thomas 9-27
SPO	3-yd TD run by Tennell (PAT) 9-34
SJ	3-yd TD run by Michna (PAT) 16-34
SPO	1-yd TD run by Tennell (PAT) 16-41
3rd Quarter	
SPO	9-yd TD pass Meyer to Solomon (PAT) 16-48
SJ	4-yd TD run (PAT) 23-48
SPO	3-yd TD run by Tennell (PAT) 23-55
4th Quarter	
SJ	16-yd Td pass Mustain to Willis (2pt failed) 29-55
SPO	8-yd TD pass Meyer to Thompkins (PAT failed) 29-61
SPO	5-yd TD pass Nelson to Jorden (PAT) 29-68
SJ	3-yd TD pass Mustain to Willis (2pt good) 37-68
SPO	13-yd TD pass Nelson to Thompkins (PAT) 37-75
SJ	36-yd TD pass Mustain to Willis (2pt good) 45-75

Team Stats

Category	San Jose	Spokane
FIRST DOWNS	19	17
NET YARDS RUSHING	0	1
NET YARDS PASSING	300	164
TOTAL OFFENSE YARDS	300	165
Fumbles: Number-Lost	1-1	0-0
Penalties: Number-Yards	15-70	5-25
KICKOFFS-YARDS	3-128	12-631
MFG Returns: Number-Yards-TD	0-0-0	0-0-0
Kickoff returns: Number-Yds-TD	9-102-0	2-49-0
Interceptions: Number-Yds-TD	0-0-0	2-42-1
Fumble Returns: Number-Yds-TD	0-0-0	0-0-0
Miscellaneous Yards	0	0
Possession Time	35:12	24:48
Third-Down Conversions	3 of 8	3 of 5
Fourth-Down Conversions	1 of 4	2 of 2
Red-Zone Scores-Chances	4-4	7-8
Sacks By: Number-Yards	1-5	2-14
PAT Kicks	3-3	9-11
Field Goals	0-0	0-0
Touchdowns (Rush-Pass-Return)	3-3-0	4-6-1

Media Awards

RUSSELL ATHLETIC OFFENSIVE P.O.T.G.	Adron Tennell (SPO)
RIDDELL DEFENSIVE P.O.T.G.	Terrance Sanders (SPO)
J. LEWIS SMALL PLAYERMAKER O.T.G.	Jeffrey Solomon (SPO)
CUTTERS CATCH OF THE GAME	Brandon Thompkins (SPO)
AFL HIGHLIGHT OF THE GAME	Terrance Sanders (SPO)
NET10 WIRELESS HIT OF THE GAME	Beau Bell (SPO)

Player Stats - Top Performers

PASSING	COMP/ATT	YDS	TD/INT	LNG	
Mustain, M. (SJ)	14/25	173	3/1	36	
Meyer, E. (SPO)	9/18	145	4/0	34	
Michna, R. (SJ)	12/21	127	3/1	29	
Nelson, A. (SPO)	3/5	19	2/0	13	
RUSHING	ATT	YDS	AVG	TD	LONG
Tennell, A. (SPO)	5	7	1.2	3	3
Watkins, T. (SJ)	1	4	4.0	1	4
RECEIVING	REC	YDS	TD	LONG	
Williams, F. (SJ)	12	120	0	18	
Willis, J. (SJ)	10	152	3	36	
Thompkins, B. (SPO)	5	86	4	34	
Tennell, A. (SPO)	5	64	0	28	
Solomon, J. (SPO)	1	9	1	9	
Jorden, K. (SPO)	1	5	1	5	

Spokane Shock (8-3) vs. Jacksonville Sharks (8-3)

June 8, 2013

Spokane, WA - Spokane Veterans Memorial Arena

Attendance: 8,463

Score by Quarter

	1st	2nd	3rd	4th	FINAL
Jacksonville	7	7	13	14	41
Spokane	28	21	14	13	76

In front of a crowd of 8,463 the Spokane Shock win their fourth straight game defeating the Jacksonville Sharks 76-41.

At home for the second week in a row, the Shock would score in only two plays on their opening drive on a touchdown pass from Meyer to Kamar Jordan. Ruschard Dodd-masters would make his presence known on the Sharks ensuing possession and intercept Bernard Morris pass to set up another Meyer touchdown to Jordan. Each team would score one more time before Bernard Morris would throw another interception, this time to Terrance Sanders, who would return it 39-yards for the touchdown giving the Shock a 28-7 lead at the end of the first quarter.

After trading scores to open the second quarter, four combined turnovers would halt the action before Spokane would go on a 21-point run. The Shock would capitalize off the fumble recovery by Beau Bell with a touchdown pass from Meyer to Thompkins from 13-yards out while the Shock defense would then go on to force the Sharks to a four-and-out. Spokane would go on to score once more before the half and extend their lead to 35 points.

Both teams would open the second half with 45-yard scoring drives making the score 56-21 Spokane. On Jacksonville's next possession backup quarterback R.J. Archer would connect with Jeron Harvey on the corner route who would make the jumping catch and go over the boards in the end zone for the 23-yard touchdown and Cutters Catch of the Game. Spokane would score one more time along with Sanders having another interception giving them a 63-27 lead going into the final quarter of play.

Spokane would keep possession going into the last quarter of play and score right away on the short quarterback keep by Arvell Nelson. Jacksonville would score twice, the second coming after a Spokane fumble on the Shark's 3-yard line making the score 69-41 Spokane. The Shock would score one more time to take the lead back to 5 touchdowns making the final score 76-41.

Scoring Drives

1st Quarter

SPO	21-yd TD pass Meyer to Jordan (PAT)	0-7
SPO	12-yd TD pass Meyer to Jordan (PAT)	0-14
JAX	2-yd TD run by Taylor (PAT)	7-14
SPO	1-yd TD run by Meyer (PAT)	7-21
SPO	39-yd Interception return for TD (PAT)	7-28

2nd Quarter

JAX	7-yd TD pass Morris to Philpart (PAT)	14-28
SPO	2-yd TD run by Thompkins (PAT)	14-35
SPO	13-yd TD pass Meyer to Thompkins (PAT)	14-42
SPO	2-yd TD pass Meyer to Tennell (PAT)	14-49

3rd Quarter

JAX	16-yd TD pass Morris to Harvey (PAT)	21-49
SPO	12-yd TD pass Meyer to Tennell (PAT)	21-56
JAX	23-yd TD pass Archer to Harvey (PAT failed)	27-56
SPO	40-yd TD pass Meyer to Thompkins (PAT)	27-63

4th Quarter

SPO	2-yd TD run by Nelson (PAT failed)	27-69
JAX	5-yd TD run by Taylor (PAT)	34-69
JAX	5-yd TD pass Archer to Morales (PAT)	41-69
SPO	8-yd TD pass Nelson to Tennell (PAT)	41-76

Team Stats

Category	Jacksonville	Spokane
FIRST DOWNS	24	21
NET YARDS RUSHING	38	26
NET YARDS PASSING	283	273
TOTAL OFFENSE YARDS	321	299
Fumbles: Number-Lost	1-1	2-1
Penalties: Number-Yards	7-45	8-58
KICKOFFS-YARDS	7-386	12-663
MFG Returns: Number-Yards-TD	0-0-0	0-0-0
Kickoff returns: Number-Yds-TD	9-171-0	5-116-0
Interceptions: Number-Yds-TD	1-0-0	3-86-1
Fumble Returns: Number-Yds-TD	0-0-0	1-6-0
Miscellaneous Yards	0	0
Possession Time	35:48	24:12
Third-Down Conversions	2 of 5	1 of 1
Fourth-Down Conversions	1 of 3	0 of 0
Red-Zone Scores-Chances	4-4	5-6
Sacks By: Number-Yards	0-0	0-0
PAT Kicks	5-6	10-11
Field Goals	0-0	0-0
Touchdowns (Rush-Pass-Return)	2-4-0	3-7-1

Media Awards

RUSSELL ATHLETIC OFFENSIVE P.O.T.G.	Erik Meyer (SPO)
RIDDELL DEFENSIVE P.O.T.G.	Terrance Sanders (SPO)
J. LEWIS SMALL PLAYERMAKER O.T.G.	Terrance Sanders (SPO)
CUTTERS CATCH OF THE GAME	Jeron Harvey (JAX)
AFL HIGHLIGHT OF THE GAME	Terrance Sanders (SPO)

Player Stats - Top Performers

PASSING	COMP/ATT	YDS	TD/INT	LNG
Meyer, E. (SPO)	15/21	218	6/1	40
Morris, B. (JAX)	15/25	170	2/2	34
Archer, R. (JAX)	12/15	113	2/1	23
Nelson, A. (SPO)	5/5	55	1/0	16

RUSHING	ATT	YDS	AVG	TD	LONG
Taylor, R. (JAX)	3	10	3.3	2	5
Meyer, Erik (SPO)	4	17	4.2	1	10
Nelson, A. (SPO)	3	6	2.0	1	3
Thompkins, B. (SPO)	1	2	2.0	1	3

RECEIVING	REC	YDS	TD	LONG
Tennell, A. (SPO)	8	84	3	27
Jorden, K. (SPO)	5	64	2	21
Thompkins, B. (SPO)	4	89	2	40
Harvey, J. (JAX)	9	123	2	34
Philpart, J. (JAX)	8	51	1	10

Spokane Shock (9-3) @ Arizona Rattlers (11-1)

June 15, 2013

Phoenix, AZ - US Airways Center

Attendance: 10,654

Score by Quarter

	1st	2nd	3rd	4th	FINAL
Spokane	14	7	14	7	42
Arizona	14	17	14	14	59

The Spokane Shock faced off against West Division rival Arizona Rattlers at US Airways Center in Phoenix, Ariz in a Week 13 Net10 Wireless Arena Football League matchup. In a battle of number one versus two the Shock were unable to pull off the upset, falling to the Rattler's by a final score of 59-42.

The first quarter of play would open with the opposing quarterbacks trading scores. Davila would connect on the opening drive with Rod Windsor for the 15-yard score, followed by a long kick return by Terrance Sanders to set up the 1-yard Meyer touchdown plunge. Arizona fullback Odie Armstrong would go on to score on a short sweep before Meyer would find the end zone a final team on a touchdown pass to Adron Tennell to tie the game 14-14 at the end of the first quarter.

After opening the quarter with another Odie Armstrong touchdown run, the Rattlers defense would hold the Shock to a four and set up a short field goal to give Arizona the 24-14 advantage. The Shock would respond on their next possession with a touchdown reception by Kamar Jordan, but a failed onside kick following the score would set Arizona up to score once more before the end of the half on a Rod Windsor touchdown reception to push the lead to 31-21.

Arizona's second stop of the game would come on the Shock's opening offensive possession of the second half as an errant pass by Erik Meyer downfield would be intercepted by Rattler's defensive back Virgil Gray. Davila would make short work and again connect with Windsor for the score to give Arizona the 38-31 advantage. After Erik Meyer would again find Adron Tennell in the end zone, the Shock defense would come up with a four-and-out stop to retake possession and set up Adron's second touchdown of the quarter. With Arizona leading by only 3, Davila would go on to lead a five-play drive and connect with Trandon Harvey for the touchdown to give the Rattlers the 45-45 lead to end the quarter.

Down by ten, the Shock would be unable to close the gap in the final quarter of play as the Rattlers would not give up a 17-point advantage the remainder of the contest. A late fourth down stop by the Rattlers would push the lead to 24-points before Meyer would connect with Adron Tennell a final time as Arizona would go on to win by a final of 59-42.

Scoring Drives

1st Quarter

AZ	15-yd TD pass Davila to Winsor (PAT)	0-7
SPO	1-yd TD run by Meyer (PAT)	7-7
AZ	1-yd TD run by Armstrong (PAT)	7-14
SPO	12-yd TD pass Meyer to Tennell (PAT)	14-14

2nd Quarter

AZ	3-yd TD run by Armstrong (PAT)	14-21
AZ	17-yd FG by Lindholm (PAT)	14-24
SPO	7-yd TD pass Meyer to Jordan (PAT)	21-24
AZ	3-yd TD pass Davila to Windsor (PAT)	21-31

3rd Quarter

AZ	5-yd TD pass Davila to Windsor (PAT)	21-38
SPO	11-yd TD pass Meyer to Tennell (PAT)	28-38
SPO	31-yd TD pass Meyer to Tennell (PAT)	35-38
AZ	4-yd TD pass Davila to Harvey (PAT)	35-45

4th Quarter

AZ	5-yd TD pass Davila to Reed (PAT)	35-52
AZ	9-yd TD pass Davila to Harvey (PAT)	35-59
SPO	4-yd TD pass Meyer to Tennell (PAT)	42-59

Media Awards

RUSSELL ATHELIC OFFENSIVE P.O.T.G.
 RIDDELL DEFENSIVE P.O.T.G.
 J. LEWIS SMALL PLAYERMAKER O.T.G.
 CUTTERS CATCH OF THE GAME
 AFL HIGHLIGHT OF THE GAME

Team Stats

Category	Spokane	Arizona
FIRST DOWNS	19	24
NET YARDS RUSHING	5	24
NET YARDS PASSING	256	233
TOTAL OFFENSE YARDS	261	257
Fumbles: Number-Lost	0-0	0-0
Penalties: Number-Yards	10-72	5-30
KICKOFFS-YARDS	7-346	10-553
MFG Returns: Number-Yards-TD	0-0-0	1-50-0
Kickoff returns: Number-Yds-TD	7-153-0	6-83-0
Interceptions: Number-Yds-TD	0-0-0	1-20-0
Fumble Returns: Number-Yds-TD	0-0-0	0-0-0
Miscellaneous Yards	0	0
Possession Time	27:40	32:20
Third-Down Conversions	3 of 9	6 of 8
Fourth-Down Conversions	4 of 6	0 of 1
Red-Zone Scores-Chances	3-3	8-8
Sacks By: Number-Yards	0-0	0-0
PAT Kicks	6-6	8-8
Field Goals	0-1	1-1
Touchdowns (Rush-Pass-Return)	1-5-0	2-6-0

Player Stats - Top Performers

PASSING	COMP/ATT	YDS	TD/INT	LNG
Meyer, E. (SPO)	29/43	256	5/1	31
Davila, N. (AZ)	24/42	233	6/0	21

RUSHING	ATT	YDS	AVG	TD	LONG
Armstrong, O. (AZ)	5	10	2.0	2	5
Meyer, E. (SPO)	2	2	1.0	1	1

RECEIVING	REC	YDS	TD	LONG
Tennell, A. (SPO)	15	110	4	31
Thompkins, B. (SPO)	9	111	0	21
Windsor, R. (AZ)	7	59	3	17
Reed, K. (AZ)	5	48	1	16
Harvey, T. (AZ)	5	47	2	14
Jordan, K. (SPO)	5	35	1	8

Spokane Shock (9-4) vs. Utah Blaze (5-7)

June 21, 2013

Spokane, WA - Spokane Veterans Memorial Arena

Attendance: 9,965

Score by Quarter

	1st	2nd	3rd	4th	FINAL
Utah	13	0	8	28	41
Spokane	13	20	13	20	80

The Spokane Shock hosted West Division rival Utah in a Week 14 Net10 Wireless Arena Football League matchup. The Shock posted an 80-41 win over the Blaze in front of 9,965 fans at Spokane Veterans Memorial Arena.

The two teams would trade touchdowns on their opening offensive drives of the game before the Shock special teams would recover a bar-ball allowing Spokane to retake possession. After the touchdown pass from Meyer to Jorden, Utah would response with Urrutia hauling in his second score of the night to tie the game at 13-13 at the end of the first quarter.

Spokane would go on to post 20 unanswered points in the second quarter. Shock fullback Will Falakiseni would score on a short run before Shock defensive lineman Diyral Briggs would come up with a sack and forced fumble in the end zone, resulting in another Shock score. The Shock defense continued the pressure, forcing a four-and-out on the Blaze's next possession to set up an Arvell Nelson receiving touchdown. On Utah's final possession of the quarter, Patrick Stoudamire would intercept Blaze quarterback Jason Boltus to close the half out with Spokane leading 33-13.

Spokane would make short work of their opening possession as Erik Meyer would find wide receiver Brandon Thompkins down the sideline for the 43-yard touchdown, his first of the night. The teams would go on to exchange fumbles before the Blaze would find the end zone on a touchdown pass from Boltus to Anthony Jackson. After the two-point conversion by Utah, the Shock would respond with a 12-play drive capped off by a 2-yard touchdown plunge by Erik Meyer to close out the quarter 46-21 in favor of Spokane. While the Blaze offense did their best to keep up with the Shock in the fourth quarter, it was Spokane's special teams that would strike following the Utah score with a Terrance Sanders kick return for a touchdown to extend the lead to 53-27. After trading scores, a fumbled quarterback exchange by the Blaze would result in a 15-yard recovery for a touchdown by Shock linebacker Terence Moore. While Utah continued to fight til the end, they would be unable to close the gap created by the first half. After the Chase Deadder touchdown, the Shock would score twice more to end the game by a final of 80-41.

Scoring Drives

1st Quarter	
UT	10-yard TD pass Boltus to Urrutia (PAT failed) 6-0
SPO	1-yd TD run by Meyer (PAT) 6-7
SPO	15-yd TD pass Meyer to Jorden (PAT failed) 6-13
UT	26-yd TD pass Boltus to Urrutia (PAT) 13-13
2nd Quarter	
SPO	2-yd TD run by Falakiseni (PAT) 13-20
SPO	0-yd fumble recovery for TD by Moore (PAT failed) 13-26
SPO	6-yd TD pass Meyer to Nelson (PAT) 13-33
3rd Quarter	
SPO	43-yd TD pass Meyer to Thompkins (PAT) 13-40
UT	11-yd TD pass Boltus to Jackson (2pt good) 21-40
SPO	2-yd TD run by Meyer (PAT failed) 21-46
4th Quarter	
UT	4-yd TD pass Boltus to Urrutia (2pt failed) 27-46
SPO	57-yd kick return for TD by Sanders (PAT) 27-53
UT	4-yd TD pass Boltus to Jackson (2pt failed) 33-53
SPO	0-yd fumble recovery for TD by Cave (PAT) 33-60
SPO	17-yd fumble recovery for TD by Moore (PAT) 33-67
UT	25-yd TD pass Boltus to Deadder (2pt good) 41-67
SPO	4-yd TD pass Meyer to Tennell (PAT) 41-74
SPO	4-yd TD pass Nelson to Jorden 41-80

Team Stats

Category	Utah	Spokane
FIRST DOWNS	23	20
NET YARDS RUSHING	-2	61
NET YARDS PASSING	362	247
TOTAL OFFENSE YARDS	360	308
Fumbles: Number-Lost	4-4	2-1
Penalties: Number-Yards	9-41	9-62
KICKOFFS-YARDS	5-267	12-668
MFG Returns: Number-Yards-TD	0-0-0	0-0-0
Kickoff returns: Number-Yds-TD	8-99-0	3-90-1
Interceptions: Number-Yds-TD	0-0-0	1-1-0
Fumble Returns: Number-Yds-TD	0-0-0	2-14-2
Miscellaneous Yards	0	0
Possession Time	31:35	43:25
Third-Down Conversions	4 of 10	6 of 6
Fourth-Down Conversions	2 of 4	0 of 0
Red-Zone Scores-Chances	3-4	7-7
Sacks By: Number-Yards	0-0	5-15
PAT Kicks	1-2	8-11
Field Goals	0-0	0-0
Touchdowns (Rush-Pass-Return)	0-6-0	4-5-3

Media Awards

RUSSELL ATHELTIC OFFENSIVE P.O.T.G.	Brandon Thompkins (SPO)
RIDDELL DEFENSIVE P.O.T.G.	Terence Moore (SPO)
J. LEWIS SMALL PLAYERMAKER O.T.G.	Terence Moore (SPO)
CUTTERS CATCH OF THE GAME	Chase Deadder (UT)
AFL HIGHLIGHT OF THE GAME	Terrance Sanders (SPO)

Player Stats - Top Performers

PASSING	COMP/ATT	YDS	TD/INT	LNG	
Meyer, E. (SPO)	20/27	229	4/0	43	
Bolstus, J. (UT)	30/44	362	6/1	34	
Nelson, A. (SPO)	2/2	18	1/0	14	
RUSHING	ATT	YDS	AVG	TD	LONG
Meyer, E. (SPO)	4	5	1.2	2	2
Falakiseni, W. (SPO)	1	2	2.0	1	2
RECEIVING	REC	YDS	TD	LONG	
Thompkins, B. (SPO)	11	174	1	43	
Urrutia, M. (UT)	10	138	3	26	
Deadder, C. (UT)	8	112	1	31	
Jackson, A. (UT)	8	49	2	11	
Tennell, A. (SPO)	4	19	1	8	
Jorden, K. (SPO)	3	33	2	15	
Nelson, A. (SPO)	1	6	1	6	

Spokane Shock (10-4) @ Tampa Bay Storm (7-7)

July 6, 2013

Tampa, FL - Tampa Bay Times Forum

Attendance: 9,934

Score by Quarter

	1st	2nd	3rd	4th	FINAL
Spokane	7	21	21	14	63
Tampa Bay	7	28	7	7	49

The Spokane Shock went on the road in Week 16 to visit Tampa, Fla. for the first time in franchise history and take on the Tampa Bay Storm at Tampa Bay Times Forum. After beginning the second half down by two scores, the Shock would go on to create a 28 point swing thanks to stout defensive play late and go on to win by a final score of 63-49 in front of a crowd 9,934.

The Shock's opening possession would open with two completions and be followed by two penalties before Erik Meyer would be intercepted by Storm defensive back Vance Cuff. After the short touchdown pass from Storm quarterback Randy Hippeard to Lindsey, Erik Meyer would lead a nine-play drive to be capped off with a 1-yard sneak to tie the game at 7-7 at the end of the first.

Storm receiver Joe Hills would haul in the Cutters Catch of the Game to open the second quarter, coming on a leaping touchdown reception over the boards to give Tampa a 14-7 advantage. Brandon Thompkins and Joe Hills would then go on to trade back-to-back highlight touchdowns, breaking tackles and weaving their way through the opponents' secondary on short catches to create extra yardage ending in scores. After the Shock score on another Thompkins reception to tie the game at 21, a failed onside kick by Spokane would result in a Hippeard touchdown pass to Davis with 45 seconds remaining. The ensuing kick would result in a bar-ball recovery for the Storm, setting up a 2-yard quarterback sneak. With time remaining, Meyer would find Kamar Jorden in the end zone as time expired to bring the Shock within one touchdown at 28-35.

The team's two star receivers in Tennell and Hills would go on to post the first two scores for their offenses to open the third quarter, leaving that game at a seven point split. The Shock defense would go on to force a four-and-out against to retake possession, and allow Erik Meyer to find Thompkins for his fourth touchdown of the game. On Spokane's ensuing kickoff, a bar ball by Taylor Rowan would bounce free in Tampa Bay's end zone and recovered by Shock receiver Kamar Jorden to give the Shock their first lead of the game at 49-42 to end the 3rd quarter.

Tampa Bay would open the fourth quarter to post their final touchdown of the game on a Joe Hills 30-yard reception from Randy Hippeard, tying the game at 49-49 with 12:46 remaining. For the first time in 2013 a Shock offensive lineman would reach the end zone as Chris Pino rumbled 19-yards for the score, followed up by the Shock defense digging in and forcing another four-and-out against the Storm. Thompkins would go on to reach the end zone for a fifth time on the night before the Shock defense would recover a fumbled snap to seal 63-49 win.

Scoring Drives

<i>1st Quarter</i>		
TBY	5-yd TD pass Hippeard to Lindsey (PAT)	0-7
SPO	1-yd TD run by Meyer (PAT)	7-7
<i>2nd Quarter</i>		
TBY	8-yd TD pass Hippeard to Hills (PAT)	7-14
SPO	23-yd TD pass Meyer to Thompkins (PAT)	14-14
TBY	13-yd TD pass Hippeard to Hills (PAT)	14-21
SPO	6-yd TD pass Meyer to Thompkins (PAT)	21-21
TBY	14-yd TD pass Hippeard to Davis (PAT)	21-28
TBY	1-yd TD run by Hippeard (PAT)	21-35
SPO	10-yd TD pass Meyer to Thompkins (PAT)	28-35
<i>3rd Quarter</i>		
TBY	16-yd TD pass Hippeard to Hills (PAT)	28-42
SPO	39-yd TD pass Meyer to Tennell (PAT)	35-42
SPO	14-yd TD pass Meyer to Thompkins (PAT)	42-42
SPO	0-yd net recovery TD by Jorden (PAT)	49-42
<i>4th Quarter</i>		
TBY	25-yd TD pass Hippeard to Hills	49-49
SPO	19-yd TD pass Meyer to Pino (PAT)	56-49
SPO	7-yd TD pass Meyer to Thompkins	63-49

Team Stats

Category	Spokane	Tampa Bay
FIRST DOWNS	20	18
NET YARDS RUSHING	8	12
NET YARDS PASSING	297	242
TOTAL OFFENSE YARDS	305	254
Fumbles: Number-Lost	1-1	2-2
Penalties: Number-Yards	7-44	9-53
KICKOFFS-YARDS	8-443	8-447
MFG Returns: Number-Yards-TD	0-0-0	0-0-0
Kickoff returns: Number-Yds-TD	6-103-0	5-55-0
Interceptions: Number-Yds-TD	0-0-0	1-11-0
Fumble Returns: Number-Yds-TD	1-0-1	1-1-0
Miscellaneous Yards	0	-1
Possession Time	30:44	29:16
Third-Down Conversions	6 of 9	6 of 9
Fourth-Down Conversions	2 of 2	1 of 3
Red-Zone Scores-Chances	6-7	6-6
Sacks By: Number-Yards	1-7	1-6
PAT Kicks	9-9	7-7
Field Goals	0-0	0-0
Touchdowns (Rush-Pass-Return)	1-7-1	1-6-0

Media Awards

RUSSELL ATHLETIC OFFENSIVE P.O.T.G.	Brandon Thompkins (SPO)
RIDDELL DEFENSIVE P.O.T.G.	Rashad Barksdale (TBY)
J. LEWIS SMALL PLAYERMAKER O.T.G.	Chris Davis (TBY)
CUTTERS CATCH OF THE GAME	Joe Hills (TBY)
AFL HIGHLIGHT OF THE GAME	Joe Hills (TBY)

Player Stats - Top Performers

PASSING	COMP/ATT	YDS	TD/INT	LNG	
Meyer, E. (SPO)	30/42	303	7/1	39	
Hippeard, R. (TBY)	23/37	249	6/0	26	
RUSHING	ATT	YDS	AVG	TD	LONG
Meyer, E. (SPO)	4	5	1.2	1	4
Hippeard, R. (TBY)	5	12	2.4	1	7
RECEIVING	REC	YDS	TD	LONG	
Thompkins, B. (SPO)	12	123	5	22	
Hills, J. (TBY)	10	101	4	25	
Jorden, K. (SPO)	9	97	0	23	
Davis, C. (TBY)	8	110	1	26	
Tennell, A. (SPO)	7	59	1	39	
Pino, C. (SPO)	2	24	1	19	

Spokane Shock (11-4) @ Jacksonville Sharks (10-5)

July 13, 2013

Jacksonville, FL - Jacksonville Veterans Memorial Arena

Attendance: 9,175

Score by Quarter

	1st	2nd	3rd	4th	FINAL
Spokane	14	27	14	7	62
Jacksonville	6	14	6	14	40

The Spokane Shock faced off against the Jacksonville Sharks in a Week 17 Net10 Wireless AFL matchup, coming away with a big win by a final score of 62-40 in Veterans Memorial Arena in Jacksonville, Fla in front of a crowd of 9,175.

The Shock would open the contest with offensive lineman Chris Pino taking a screen pass 26-yards for the score. Jacksonville would respond by converting on fourth down to set up a Crawford 2-yard run, but a missed PAT would leave the Shock on top 7-6. The Sharks defense would then force a four-and-out against the Shock, but the Shock defense would then create a sack and forced fumble thanks to Diyral Briggs to set up a quarterback sneak by Erik Meyer to give the Shock a 14-6 lead.

Spokane would go on to outscore the Sharks in the second quarter of play thanks to two defensive touchdowns. After Rowley connected with Jeff Hughley to bring the game back within one point, Meyer would lead the offense down field and throw a 2-yard touchdown pass to Arvell Nelson. On Jacksonville's next possession, linebacker Terence Moore would intercept Shark's quarterback Kyle Rowley and return it for the score to give Spokane the 28-13 lead. On Jacksonville's next offensive snap, Rowley would be intercepted for a pick-six by Paul Stephens to create a 35-13 advantage for the Shock. The Sharks would attempt to rally as London Crawford would score his second rushing touchdown of the night, but Erik Meyer would find Arvell Nelson for the second time on the night as the Spokane defense would hold the Sharks to a missed field goal opportunity to end the half as the Shock lead 41-20.

Problems would continue for Shark's quarterback Kyle Rowley in the second half. On Jacksonville's opening possession Terrance Sanders would intercept Rowley in the end zone, setting up another touchdown pass between Meyer and Nelson. The Sharks would respond with a 49-yard touchdown pass from Rowley to Crawford, but a failed onside kick following the score would allow Meyer to find Nelson for the fourth time on the night and also set a new franchise single-season record for passing touchdowns in a season (101) for Meyer. Breaking Rowley's record of 100.

Opening the final quarter of play with the Shock leading 55-3, Rowley would connect with Hughley for a short touchdown before the Shark's defense would dig in for the second time on the night and come up with an interception by Terrance Smith. Spokane would respond by forcing their own turnover on downs against the Jacksonville offense, setting up the touchdown pass between Meyer and Tennell. London Crawford would go on to score his fourth touchdown of the night (two rushing, two receiving), but the Shock would run out the clock win by a final of 62-40.

Scoring Drives

1st Quarter

SPO	26-yd TD pass Meyer to Pino (PAT)	7-0
JAX	2-yd TD run by Crawford (PAT failed)	7-6
SPO	2-yd TD run by Meyer (PAT)	14-6

2nd Quarter

JAX	4-yd TD pass Rowley to Hughley (PAT)	14-13
SPO	2-yd TD pass Meyer to Nelson (PAT)	21-13
SPO	9-yd INT return for TD by Moore (PAT)	28-13
SPO	9-yd INT return for TD by Stephens (PAT)	35-13
JAX	2-yd TD run by Crawford (PAT)	35-20
SPO	6-yd TD pass Meyer to Nelson (PAT failed)	41-20

3rd Quarter

SPO	15-yd TD pass Meyer to Nelson (PAT)	48-20
JAX	49-yd TD pass Rowley to Crawford (PAT failed)	48-26
SPO	9-yd TD pass Meyer to Nelson (PAT)	55-26

4th Quarter

JAX	10-yd TD pass Rowley to Hughley (PAT)	55-33
SPO	8-yd TD pass Meyer to Tennell (PAT)	62-33
JAX	13-yd TD pass Rowley to Crawford (PAT)	62-40

Team Stats

Category	Spokane	Jacksonville
FIRST DOWNS	18	23
NET YARDS RUSHING	10	25
NET YARDS PASSING	169	218
TOTAL OFFENSE YARDS	179	243
Fumbles: Number-Lost	1-1	1-1
Penalties: Number-Yards	12-76	10-62
KICKOFFS-YARDS	10-569	5-276
MFG Returns: Number-Yards-TD	0-0-0	0-0-0
Kickoff returns: Number-Yds-TD	5-117-0	6-118-0
Interceptions: Number-Yds-TD	3-28-2	1-6-0
Fumble Returns: Number-Yds-TD	1-20-0	0-0-0
Miscellaneous Yards	-2	0
Possession Time	25:38	34:22
Third-Down Conversions	3 of 6	3 of 7
Fourth-Down Conversions	1 of 2	3 of 4
Red-Zone Scores-Chances	5-5	3-4
Sacks By: Number-Yards	3-12	3-13
PAT Kicks	8-9	4-6
Field Goals	0-0	0-0
Touchdowns (Rush-Pass-Return)	1-6-2	2-4-0

Media Awards

RUSSELL ATHELTC OFFENSIVE P.O.T.G.	Arvell Nelson (SPO)
RIDDELL DEFENSIVE P.O.T.G.	Terence Moore (TBY)
J. LEWIS SMALL PLAYERMAKER O.T.G.	Arvell Nelson (SPO)
CUTTERS CATCH OF THE GAME	Markee White (JAX)
AFL HIGHLIGHT OF THE GAME	London Crawford (JAX)

Player Stats - Top Performers

PASSING	COMP/ATT	YDS	TD/INT	LNG	
Meyer, E. (SPO)	18/30	182	6/1	26	
Rowley, K. (JAX)	23/38	309	4/3	49	
RUSHING	ATT	YDS	AVG	TD	LONG
Meyer, E. (SPO)	4	7	1.8	1	4
Crawford, L. (JAX)	2	4	2.0	2	2
RECEIVING	REC	YDS	TD	LONG	
Harvey, J. (JAX)	10	76	0	18	
Jorden, K. (SPO)	8	72	0	22	
Hughley, J. (JAX)	7	44	2	10	
Nelson, A. (SPO)	5	38	4	15	
Tennell, A. (SPO)	3	31	1	12	
Crawford, L. (JAX)	2	62	2	49	
Pino, C. (SPO)	1	26	1	26	

Spokane Shock (12-4) vs. San Antonio Talons (9-7)

July 19, 2013

Spokane, WA - Spokane Veterans Memorial Arena

Attendance: 8,485

Score by Quarter

	1st	2nd	3rd	4th	FINAL
San Antonio	10	14	0	6	30
Spokane	13	20	30	14	77

The Spokane Shock hosted the San Antonio Talons in a Week 18 Net10 Wireless AFL matchup, coming away with a huge 77-33 win at Spokane Veterans Memorial Arena in front of a crowd of 8,485.

San Antonio would strike first on a 29-yard pass from Rohan Davey to D.J. Stephens, followed up by a defensive stop by the Talons which resulted in a field goal to take the early 10-0 lead. Spokane would respond with a touchdown pass from Meyer to Kamar Jordan before Paul Stephens would record his first interception of the night to set up another Jordan score and the Shock a 13-10 lead.

For the final time in the contest the Talons would take the lead as Davey connected with Dallas Baker for the 17-13 advantage with 11:47 remaining in the half. Shock kick return specialist Terrance Sanders would return the ensuing kickoff 6-yards for the score, his sixth of the season, before the defensive onslaught by Spokane would continue. A fumbled snap by San Antonio would result in a recovery and touchdown for Shock defensive lineman Diyral Briggs. The following possession would result in Paul Stephens getting his second interception on the night to set up a 2-yard score by Erik Meyer and the 33-17 lead. After 21 unanswered points, the Talons could find the end zone on a short pass from Davey to Stephens to close the half out with the Shock leading 33-24.

The third quarter would be all Spokane as the Shock would post 30 unanswered points. After Meyer would connect with Tennell for the Shock score, another fumbled snap would result in Spokane points via a safety. Meyer would Kamar Jordan for the score after the safety, followed up by Terence Moore recording an interception and returning it for the touchdown. Terrance Sanders would record his first interception of the night and set up a short touchdown run by Nelson to extend the Shock lead to 63-24. On the Talons next possession, Paul Stephens would record his third interception of the night prior to the end of the third quarter.

Leading big, the Shock would open the final quarter of play with a Adron Tennell touchdown reception. On San Antonio's next possession a fumbled snap would result in yet another turnover for the Talons and set up a 2-yard touchdown run by Tennell. San Antonio would score once more before time expired on a Chad Cook 9-yard run, but the Shock would cruise to a 77-30 win.

Scoring Drives

1st Quarter

SAT	39-yd TD pass Davey to Stephens (PAT)	7-0
SAT	24-yd FG by Demos	10-0
SPO	3-yd TD pass Meyer to Jordan (PAT)	10-7
SPO	24-yd TD pass Meyer to Jordan (PAT failed)	10-13

2nd Quarter

SAT	9-yd TD pass Davey to Baker (PAT)	17-13
SPO	56-yd kick return for TD by Sanders (PAT)	17-20
SPO	0-yd fumble recovery for TD by Briggs (PAT failed)	17-26
SPO	1-yd TD run by Meyer (PAT)	17-33
SAT	2-yd TD pass Davey to Stephens (PAT)	24-33

3rd Quarter

SPO	27-yd TD pass Meyer to Tennell (PAT)	24-40
SPO	Safety	24-42
SPO	35-yd TD pass Meyer to Jordan (PAT)	24-49
SPO	15-yd INT for TD by Moore (PAT)	24-56
SPO	3-yd TD run by Nelson (PAT)	24-63

4th Quarter

SPO	8-yd TD pass Meyer to Tennell (PAT)	24-70
SPO	2-yd TD run by Tennell (PAT)	24-77
SAT	9-yd TD run by Cook (2pt failed)	30-77

Team Stats

Category	San Antonio	Spokane
FIRST DOWNS	14	15
NET YARDS RUSHING	41	12
NET YARDS PASSING	198	222
TOTAL OFFENSE YARDS	239	234
Fumbles: Number-Lost	3-2	0-0
Penalties: Number-Yards	10-61	10-88
KICKOFFS-YARDS	7-381	12-681
MFG Returns: Number-Yards-TD	0-0-0	0-0-0
Kickoff returns: Number-Yds-TD	8-103-0	7-198-1
Interceptions: Number-Yds-TD	0-0-0	5-58-1
Fumble Returns: Number-Yds-TD	0-0-0	0-0-1
Miscellaneous Yards	-1	0
Possession Time	33:10	26:50
Third-Down Conversions	2 of 8	2 of 5
Fourth-Down Conversions	2 of 5	2 of 3
Red-Zone Scores-Chances	4-5	5-5
Sacks By: Number-Yards	1-1	3-16
PAT Kicks	3-3	9-11
Field Goals	1-1	0-0
Touchdowns (Rush-Pass-Return)	1-3-0	3-5-3

Media Awards

RUSSELL ATHLETIC OFFENSIVE P.O.T.G.	Kamar Jordan (SPO)
RIDDELL DEFENSIVE P.O.T.G.	Paul Stephens (SPO)
J. LEWIS SMALL PLAYERMAKER O.T.G.	Paul Stephens (SPO)
CUTTERS CATCH OF THE GAME	Adron Tennell (SPO)
AFL HIGHLIGHT OF THE GAME	Terrance Sanders (SPO)

Player Stats - Top Performers

PASSING	COMP/ATT	YDS	TD/INT	LNG
Davey, R. (SAT)	18/39	214	3/5	39
Meyer, E. (SPO)	8/15	153	4/0	35
Nelson, A. (SPO)	6/8	70	1/0	25

RUSHING	ATT	YDS	AVG	TD	LONG
Cook, C. (SAT)	5	37	7.4	1	20
Nelson, A. (SPO)	4	10	2.5	1	6
Tennell, A. (SPO)	3	2	0.7	1	2
Meyer, E. (SPO)	1	1	1.0	1	1

RECEIVING	REC	YDS	TD	LONG
Stephens, D. (SAT)	7	102	2	39
Tennell, A. (SPO)	6	73	2	27
Jordan, K. (SPO)	4	108	3	35
Baker, D. (SAT)	3	29	1	11

Spokane Shock (13-4) vs. Pittsburgh Power (4-13)

July 26, 2013

Spokane, WA - Spokane Veterans Memorial Arena

Attendance: 9,341

Score by Quarter

	1st	2nd	3rd	4th	FINAL
Pittsburgh	14	22	0	7	43
Spokane	20	7	14	20	61

The Spokane Shock hosted the Pittsburgh Power in a Week 19 Net10 Wireless AFL matchup for the final regular season game of 2013, coming away with a 61-43 win in front of 9,341 fans at Spokane Veterans Memorial Arena.

Pittsburgh would open the game with a 19-yard touchdown pass from quarterback Shane Austin to Christian Wise, followed up by a 37-yard pass from Erik Meyer to Tennell. On the ensuing kick, Kamar Jordan would recover a bar-ball fumble for the Shock score and be matched with a defensive touchdown by the Shock on Pittsburgh's next possession. Power quarterback Shane Austin would be hit on a throw, resulting in the ball falling right into the chest of Shock defensive lineman Terrance Taylor would take it in for the 2-yard score to give Spokane a 20-14 lead.

The Power would go on to hold the Shock to a single touchdown in the second quarter while score 22 points of their own. Pittsburgh would hold the Shock twice to force turnovers on downs, record an interception and also record a safety on a quarterback sack. While Terece Moore would record his third interception in as many games, Meyer would only find the end zone once on a 45-yard pass to Thompkins. Pittsburgh would score twice on passes to Mike Washington and another to tight end Jason Thomas as they would go into the half leading 36-27.

Down but not out, the Shock would rally in the second half and hold the Power to a scoreless third quarter. On his first kick return of the second half, Spokane defensive back Terrance Sanders would break the all-time AFL record for return yards in a season with 2,241 yards. Meyer would connect with Adron Tennell twice in the quarter on touchdown passes of 19 and 13 yards while the Shock defense would hold the Power to two four-and-outs, allowing the Shock to take the lead 41-36 at the end of the third.

In the final quarter of play an early touchdown run by Erik Meyer to extend Spokane's lead to two scores, flowed up by Shock defensive back Ruschard Dodd-Masters making a key interception to set up another touchdown pass between Erik Meyer and Adron Tennell to take the 54-36 lead. Pittsburgh would attempt to rally as quarterback Shane Austin would find Julian Talley for a 9-yard score, but another touchdown pass between Meyer and Tennell aided by a fourth down stop by the Shock defense would allow Spokane to close out the 61-43 win.

Scoring Drives

1st Quarter

PIT	3-yard TD pass Austin to Wise (PAT)	7-0
SPO	37-yard TD pass Meyer to Tennell (PAT)	7-7
SPO	0-yard net recovery for TD by Jordan (PAT failed)	7-13
SPO	2-yard INT return for TD by Taylor (PAT)	7-20
PIT	38-yard TD pass Austin to Wise (PAT)	14-20

2nd Quarter

PIT	25-yard TD pass Austin to Washington (PAT)	21-20
PIT	Safety by Griffin	23-20
PIT	4-yard TD pass Austin to Washignton (PAT)	30-20
SPO	35-yard TD pass Meyer to Thompkins (PAT)	30-27
PIT	9-yard TD pass Austin to Thomas (PAT blocked)	36-27

3rd Quarter

SPO	19-yard TD pass Meyer to Tennell (PAT)	36-34
SPO	13-yard TD pass Meyer to Tennell (PAT)	36-41

4th Quarter

SPO	1-yard TD run by Meyer (PAT blocked)	36-47
SPO	24-yard TD pass Meyer to Tennell (PAT)	36-54
PIT	9-yard TD pass Austin to Talley (PAT)	43-54
SPO	12-yard TD pass Meyer to Tennell (PAT)	43-61

Team Stats

Category	Pittsburgh	Spokane
FIRST DOWNS	23	14
NET YARDS RUSHING	13	5
NET YARDS PASSING	302	241
TOTAL OFFENSE YARDS	315	246
Fumbles: Number-Lost	1-1	1-0
Penalties: Number-Yards	7-42	10-64
KICKOFFS-YARDS	7-358	11-581
MFG Returns: Number-Yards-TD	0-0-0	0-0-0
Kickoff returns: Number-Yds-TD	4-24-0	4-67-0
Interceptions: Number-Yds-TD	2-0-0	3-25-1
Fumble Returns: Number-Yds-TD	0-0-0	1-0-1
Miscellaneous Yards	0	-1
Possession Time	38:43	21:17
Third-Down Conversions	5 of 13	3 of 5
Fourth-Down Conversions	2 of 6	0 of 1
Red-Zone Scores-Chances	4-6	1-1
Sacks By: Number-Yards	1-9	2-13
PAT Kicks	5-6	7-9
Field Goals	0-0	0-0
Touchdowns (Rush-Pass-Return)	0-6-0	1-6-2

Media Awards

RUSSELL ATHLETIC OFFENSIVE P.O.T.G.	Adron Tennell (SPO)
RIDDELL DEFENSIVE P.O.T.G.	Ruschard Dodd-Masters (SPO)
J. LEWIS SMALL PLAYERMAKER O.T.G.	Adron Tennell (SPO)
CUTTERS CATCH OF THE GAME	Mike Washington (PIT)
AFL HIGHLIGHT OF THE GAME	Terrance Taylor (SPO)

Player Stats - Top Performers

PASSING	COMP/ATT	YDS	TD/INT	LNG
Austin, S. (PIT)	32/61	315	6/3	38
Meyer, E. (SPO)	18/30	250	6/2	45

RUSHING	ATT	YDS	AVG	TD	LONG
Austin, S. (PIT)	2	14	7.0	0	10
Meyer, E. (SPO)	3	4	1.3	1	2

RECEIVING	REC	YDS	TD	LONG
Wise, C. (PIT)	13	143	2	38
Tennell, A. (SPO)	10	131	5	37
Washington, M. (PIT)	9	86	2	25
Thompkins, B. (SPO)	6	105	1	45
Collins, T. (PIT)	5	56	0	22
Talley, J. (PIT)	4	21	1	9
Jordan, K. (SPO)	2	14	0	8

Spokane Shock (14-4) vs. Chicago Rush (10-8)

Aug. 1, 2013 - **Playoffs First Round**

Spokane, WA - Spokane Veterans Memorial Arena

Attendance: 6,916

Score by Quarter

	1st	2nd	3rd	4th	FINAL
Chicago	13	7	21	6	47
Spokane	7	20	14	28	69

The Spokane Shock hosted the Chicago Rush in first round playoff action of the 2013 Net10 Wireless Arena Football League, coming away with the 69-47 win in front of 6,916 fans at Spokane Veterans Memorial Arena.

Spokane would open the first quarter with a 23-yard touchdown pass from Meyer to Kamar with Chicago responding on their next drive with QB Drone connecting with Jared Jenkins, but a missed PAT would leave Spokane leading 7-0. Coming away with a sack and forced fumble against the Shock, Chicago would go on to score the go ahead touchdown to end the quarter at 13-7.

The Shock would rally in the second quarter opening with a Adron Tennell touchdown reception. Terrance Sanders would come away with his first interception of the game on a fourth down pass by Luke Drone, but after the Shock offense failed to convert on their own fourth down Drone would connect with Reggie Gray for the Rush score. After the Shock offense would respond on Adron Tennell's second TD reception of the contest, the Spokane defense would make another key stop to set up an Erik Meyer TD run and close out the half leading 27-20.

The third quarter would show continued back and forth scoring as Reggie Gray would find the end zone on the Rush's opening drive of the half. Adron Tennell and Jared Jenkins would go on to trade touchdown receptions before the Rush would fail to recover an onside kick, setting up a short field for Erik Meyer to connect with Kamar Jorden for the touchdown. Chicago would find the end zone once more before the half, tying the game at 41-41.

The final quarter of play would come down to the final two minutes. After Spokane would take a 55-47 lead with 7:06 remaining, Chicago's next three possessions would produce three Shock interceptions, two by Rushcard-Dodd Masters that would be returned for touchdowns and the final pick by Terence Moore to seal the Shock win at 69-47.

Scoring Drives

1st Quarter

SPO	23-yard TD pass Meyer to Jorden (PAT)	0-7
CHI	9-yard Td pass Drone to Jenkins (PAT failed)	6-7
CHI	3-yard TD pass Drone to Jenkins (PAT)	13-7

2nd Quarter

SPO	13-yard TD pass Meyer to Tennell (PAT)	13-14
CHI	15-yard TD pass Drone to Gray (PAT)	20-14
SPO	23-yard TD pass Meyer to Tennell (PAT failed)	20-20
SPO	1-yard TD run by Meyer (PAT)	20-27

3rd Quarter

CHI	29-yard TD pass Drone to Gray (PAT)	27-27
SPO	4-yard TD run by Tennell (PAT)	27-34
CHI	2-yard TD pass Drone to Jenkins (PAT)	34-34
SPO	8-yard TD pass Meyer to Jorden (PAT)	34-41
CHI	4-yard TD pass Drone to Jenkins (PAT)	41-41

4th Quarter

SPO	5-yard TD pass Meyer to Tennell (PAT)	41-48
CHI	1-yard TD run by Payne (PAT failed)	47-48
SPO	3-yard TD run by Meyer (PAT)	47-55
SPO	7-yard INT return for TD by Dodd-Masters (PAT)	47-62
SPO	24-yard INT return for TD by Dodd-Masters (PAT)	47-69

Team Stats

Category	Chicago	Spokane
FIRST DOWNS	18	19
NET YARDS RUSHING	10	12
NET YARDS PASSING	242	230
TOTAL OFFENSE YARDS	252	242
Fumbles: Number-Lost	0-0	1-1
Penalties: Number-Yards	6-44	8-70
KICKOFFS-YARDS	7-331	11-623
MFG Returns: Number-Yards-TD	0-0-0	0-0-0
Kickoff returns: Number-Yds-TD	8-134-0	7-131-0
Interceptions: Number-Yds-TD	0-0-0	4-32-2
Fumble Returns: Number-Yds-TD	0-0-0	0-0-0
Miscellaneous Yards	0	0
Possession Time	32:43	27:17
Third-Down Conversions	5 of 8	4 of 6
Fourth-Down Conversions	1 of 3	0 of 1
Red-Zone Scores-Chances	5-5	5-5
Sacks By: Number-Yards	2-5	1-8
PAT Kicks	5-7	9-10
Field Goals	0-0	0-0
Touchdowns (Rush-Pass-Return)	1-6-0	3-5-2

Media Awards

RUSSELL ATHLETIC OFFENSIVE P.O.T.G.	Adron Tennell (SPO)
RIDDELL DEFENSIVE P.O.T.G.	Beau Bell (SPO)
J. LEWIS SMALL PLAYERMAKER O.T.G.	Adron Tennell (SPO)
CUTTERS CATCH OF THE GAME	Kamar Jorden (SPO)
AFL HIGHLIGHT OF THE GAME	Rushcard Dodd-Masters (SPO)

Player Stats - Top Performers

PASSING	COMP/ATT	YDS	TD/INT	LNG
Drone, L. (CHI)	23/38	250	6/4	32
Meyer, E. (SPO)	23/31	235	5/0	23

RUSHING	ATT	YDS	AVG	TD	LONG
Payne, JJ (CHI)	4	9	2.2	1	7
Meyer, E. (SPO)	4	7	1.8	2	3
Tennell, A. (SPO)	1	4	4.0	1	4

RECEIVING	REC	YDS	TD	LONG
Tennell, A. (SPO)	11	123	3	23
Jenkins, J. (CHI)	10	70	4	19
Thompkins, B. (SPO)	8	72	0	18
Gray, R. (CHI)	7	116	2	32
Johnson, T. (CHI)	4	51	0	20
Jorden, K. (SPO)	4	40	2	23

Spokane Shock (15-4) @ Arizona Rattlers (16-3)

Aug. 10, 2013 - **Conference Championship**

Phoenix, AZ - US Airways Center

Attendance: 8,275

Score by Quarter

	1st	2nd	3rd	4th	FINAL
Spokane	21	14	0	22	57
Arizona	7	24	20	14	65

The Spokane Shock traveled to Phoenix, AZ this week to face off against the Arizona Rattlers for the National Conference Championship.

First quarter action opened with the Shock scoring on a three-play opening drive to take the early 7-0 lead on a 2-yard quarterback sneak by Erik Meyer. The Shock defense would make their presence known early coming up with a sack by Jeremy Geathers to force a turnover on downs, setting up an 11-yard touchdown pass from Meyer to Thompkins to give Spokane the 21-7 lead at the end of the first quarter.

The league's top two offenses would continue back and forth scoring in the second quarter. Arizona fullback Odie Armstrong hauled in a short screen pass from Davila and would rumble 15-yards to the end zone to bring the game back within one score at 21-14. The Shock would respond with a 17-yard touchdown pass from Erik Meyer to Brandon Thompkins before Arizona defensive back Arkeith Brown would return the ensuing kickoff for the Rattler touchdown. Once again Erik Meyer would find Brandon Thompkins for the Shock score, coming on an 8-yard touchdown pass to put the game at 35-21. Arizona would go on to score on a 11-yard touchdown pass from Davila to Poots before recovering an onside kick with 55 seconds remaining in the half to set up a field goal as time expired as the two teams would go into the half with the Shock leading 35-31.

Arizona opened the second half with a barrage of touchdowns and turnovers against Spokane. On Spokane's next possession a short pass completion would be fumbled by receiver Brandon Thompkins to give Arizona possession on the Spokane 11-yard line resulting in a touchdown pass from Davila to Purify. Before the quarters end Arizona would intercept a down field pass by Erik Meyer, ending the third quarter with the Rattlers on top 51-35.

In the final quarter of play, Arizona would continue their drive from the third quarter and score on a 3-yard touchdown pass from Davila to Poots. Spokane would respond with their first score of the second half coming on a touchdown pass from Erik Meyer to Brandon Thompkins to leave the Shock trailing 42-58 with just under ten minutes remaining. After failing to recover the onside kick attempt, the Rattlers would take advantage of the short field and quickly score on a 10-yard touchdown pass from Davila to Reed. The Shock would drive the length of the field but would come up short on a 4th down pass attempt and would turn the ball over on downs to Arizona on the 4-yard line. Attempting to rally the Shock defense would dig in and hold the Rattlers to a long field goal attempt which would be missed, setting up a 32-yard touchdown pass from Meyer to Tennell with the Rattlers leading 65-49 with 45 seconds remaining. Spokane would go on to recover the ensuing onside kick attempt as Terrance Sanders would scoop up the ball and take it to the Arizona 18-yard line, allowing Erik Meyer to connect with Adron Tennell one final time but after failing to recover the onside kick the Rattlers would run out the clock to seal the 65-57 win.

Scoring Drives

1st Quarter

SPO	3-yard TD run by Meyer (PAT)	7-0
ARI	12-yard TD pass Davilla to Poots (PAT)	7-7
SPO	45-yard TD pass Meyer to Thompkins (PAT)	14-7
SPO	11-yard TD pass Meyer to Thompkins (PAT)	21-7

2nd Quarter

ARI	15-yard TD pass Davilla to Armstrong (PAT)	21-14
SPO	17-yard TD pass Meyer to Thompkins (PAT)	28-14
ARI	56-yard KO return for TD by Brown (PAT)	28-21
SPO	8-yard TD pass Meyer to Thompkins (PAT)	35-21
ARI	11-yard TD pass Davilla to Poots (PAT)	35-28
ARI	26-yard FG by Lindholm	35-31

3rd Quarter

ARI	44-yard TD pass Davilla to Purify (PAT)	35-38
ARI	28-yard TD pass Davilla to Windsor (PAT failed)	35-44
ARI	5-ayard TD pass Davilla to Purify (PAT)	35-51

4th Quarter

ARI	4-yard TD pass Davilla to Poots (PAT)	35-58
SPO	7-yard TD pass Meyer to Thompkins (PAT)	42-58
ARI	10-yard TD pass Davilla to Windsor (PAT)	42-65
SPO	30-yard TD pass Meyer to Tennell (PAT)	49-65
SPO	4-yard TD pass Meyer to Tennell (Meyer to Jorden)	57-65

Team Stats

Category	Spokane	Arizona
FIRST DOWNS	22	25
NET YARDS RUSHING	3	29
NET YARDS PASSING	336	264
TOTAL OFFENSE YARDS	339	293
Fumbles: Number-Lost	2-2	4-1
Penalties: Number-Yards	9-49	6-41
KICKOFFS-YARDS	7-347	9-499
MFG Returns: Number-Yards-TD	0-0-0	0-0-0
Kickoff returns: Number-Yds-TD	7-94-0	3-71-1
Interceptions: Number-Yds-TD	0-0-0	1-0-0
Fumble Returns: Number-Yds-TD	0-0-0	0-0-0
Miscellaneous Yards	18	0
Possession Time	25:08	34:52
Third-Down Conversions	4 of 6	2 of 7
Fourth-Down Conversions	0 of 2	1 of 2
Red-Zone Scores-Chances	4-5	3-5
Sacks By: Number-Yards	4-30	2-8
PAT Kicks	7-7	8-9
Field Goals	0-0	1-2
Touchdowns (Rush-Pass-Return)	1-7-0	0-8-1

Player Stats - Top Performers

PASSING	COMP/ATT	YDS	TD/INT	LNG
Meyer, E. (SPO)	24/41	344	7/1	45
Davilla, N. (ARI)	24/42	294	8/0	44

RUSHING	ATT	YDS	AVG	TD	LONG
Windsor, R. (ARI)	3	16	5.3	0	10
Armstrong, O. (ARI)	3	13	4.3	0	11
Meyer, E. (SPO)	1	3	3	1	3

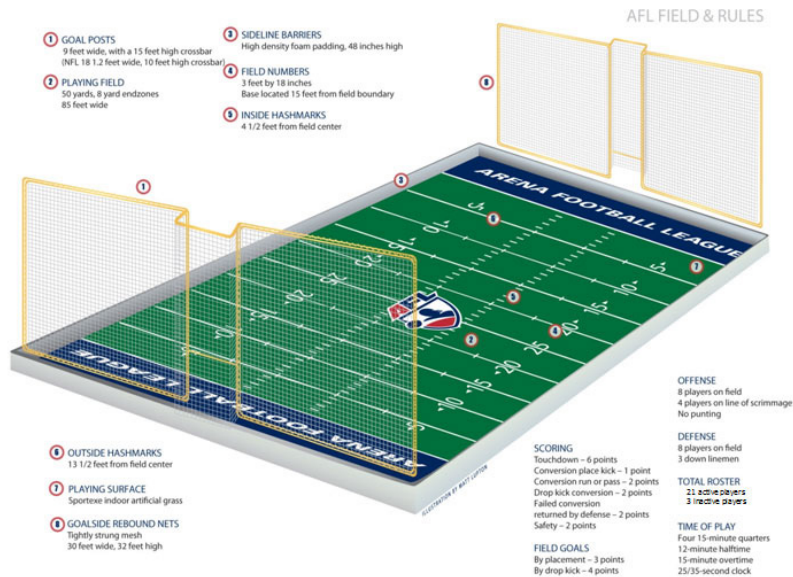
RECEIVING	REC	YDS	TD	LONG
Thompkins, B. (SPO)	11	184	5	45
Tennell, A. (SPO)	11	125	2	30
Purify, M. (ARI)	6	104	2	44
Poots, T. (ARI)	9	96	3	15
Windsor, R. (ARI)	7	68	2	28
Jorden, K. (SPO)	2	35	0	29

Media Awards

RUSSELL ATHELIC OFFENSIVE P.O.T.G.
 RIDDELL DEFENSIVE P.O.T.G.
 J. LEWIS SMALL PLAYERMAKER O.T.G.
 CUTTERS CATCH OF THE GAME
 AFL HIGHLIGHT OF THE GAME

Rules of the Game

RULES OF THE GAME



MOVEMENT OF THE BALL AND SCORING

Four (4) downs are allowed to advance the ball 10 yards for a first down, or to score.

Six (6) points for a touchdown.

One (1) point for a conversion by place kick after a touchdown, two (2) points for a conversion by drop kick and two (2) points for a successful run or pass after a touchdown.

Three (3) points for a field goal by placement or four (4) points for a field goal by drop kick.

Two (2) points for a safety.

KICKING

Kickoffs are from the goal line. Kickers may use a one-inch tee.

Punting is illegal. On fourth down, a team may go for a first down, touchdown or field goal.

The receiving team may field any kickoff or missed field goal that rebounds off the net.

Any untouched kickoff, which is out of bounds, will be placed at the 20-yard line or the place where it went out-of-bounds, whichever is more advantageous to the receiving team.

PASSING

Receivers must have one foot inbounds for a catch. A forward pass that rebounds off the rebound net or sideline barrier is a live ball and is in play until it touches the playing surface.

OVERTIME RULES

Overtime periods are 15 minutes for both the regular season and the playoffs.

Each team gets one possession to score. If, after each team has had one possession, one team is ahead, that team wins. If the teams are tied after each has had a possession, the next team to score

wins.

GLOSSARY OF TERMS

BALL IN THE STANDS - When a ball is thrown or bounces into the seats surrounding the playing field, the "lucky" fan that catches the ball keeps it.

DROP KICK - A drop-kicked FG is worth 4 points. A drop-kicked extra point is worth 2 points. Former Milwaukee Mustangs kicker Kenny Stucker is the last man to have connected on a two-point drop-kick (1997).

FANS - More than 26 million fans have experienced an AFL game in the League's 24-year history. Last year, in 2011, the AFL drew 1,338,544 fans in the regular season.

IRONMAN - Signifies participants playing both offense and defense.

"MAC" AND "JACK" LINEBACKERS - "Mac" may rush the QB straight on without stunting, twisting or drop-back coverage. "Jack" must stay within an imaginary box behind the line of scrimmage. Either LB may cover the fullback or tight end.

OFFENSIVE MOTION - Unlike stadium-played football, one offensive back may go into forward motion prior to the snap of the ball.

OVERTIME - Arena Football has a unique overtime rule. If a contest is tied after regulation, teams will play a 15-minute overtime. Each team will have one opportunity to score. If, after each team has had one chance to score, the game is tied, the first team to score is crowned the winner.

REBOUND NETS - Goal-side rebound nets extend outward from each upright. The nets are 30-feet wide, 32-feet high and extend to 40 feet above the

playing surface. The bottom bars of the frames are positioned eight feet above the surface. The "scoring area" is nine-feet wide and 15-feet high. Nets are stretched taut so that a missed kick attempt will rebound off the net and back into the field of play. Once the ball caroms off the net, it's live.

SIDELINE BARRIERS - Similar to the sideboards that surround a hockey rink, the sideline barrier encircles the playing surface. The barrier is made of a high-density foam pad, measuring four inches thick.

STUNTING OR TWISTING - When a defensive lineman is rushing the passer, there's no "stunting" or "twisting". In other words, linemen are required to power past offensive linemen.

TIGHT END - One offensive lineman must declare himself a tight end prior to the snap by simply raising his arm and "declaring" himself a tight end. The Mac (rush-eligible) linebacker must line-up on the opposite side of the center from the tight end.

TWO-WAY PLAYERS - One of the most "throwback" features of the Arena Football League is the fact that the game features eight-on-eight football, where at times, some players will play both offense and defense.

TRANSACTIONS DEFINED

ASSIGNED - Player signs with team.

REASSIGNMENT - Player released from team.

RECALLABLE REASSIGNMENT - Team has 48 hours to activate player before he becomes a free agent.

OTHER LEAGUE EXEMPT - Player signs with CFL or NFL.

Playoff Qualifying

Playoff Qualification, Selection of Teams

Eight teams qualify for the playoffs, four from each conference - American and National. The four qualifying teams in each conference consist of the two division champions and two Wildcards, determined by best overall record. Seeding in each conference is based on overall record, with the top two seeds in each conference reserved for the division champions, regardless of record. In the **First Round, August 2-3**, the first two seeds in each conference are the two division winners. The next two teams are seeded by next best two overall records. Teams ranked 1 and 2 earn home playoff games with 1 hosting 4 and 2 hosting 3. In the **Conference Championship Round, August 9-10**, the winner of the 1-4 game plays the winner of the 2-3 game. The home team is decided by the team with the higher seed. The winners of the Second Round will face off in **ArenaBowl XXVII on August 23rd**, with the highest remaining seed hosting the championship game.

Tie-breaking Procedures

DEFINITIONS

Strength of Schedule - Combined winning percentage of opponents played.

Best net points in all games - Difference of points scored and points scored against. (Includes all points: offense, defense, and special teams.)

Winning percentage - Total number of wins divided by total number of games played.

DIVISION CHAMPIONS - TWO TEAMS

If two teams are tied for Division Championship:

- Head-to-head (best winning percentage in games between the clubs)
- Point differential in head-to-head games
- Best winning percentage in division games
- Best net points in all games
- Strength of schedule
- Coin toss

DIVISION CHAMPIONS - THREE OR MORE TEAMS

(Note: If three or more teams are tied, follow steps until one team is eliminated. Once two teams remain, revert back to Step 1 of the two team tie-breaker to determine which team advances.)

- Head-to-head (best winning percentage in games between the clubs)
- Best winning percentage in division games
- Best net points in all games
- Strength of schedule
- Coin toss

WILDCARD - TWO TEAMS

If it is necessary to break ties to determine the two Wildcard teams from each conference, the following steps will be taken:

- Head-to-head (best winning percentage in games between the clubs)
- Point differential in head-to-head games
- Best net points in all games
- Strength of schedule
- Best winning percentage in division games
- Coin toss

WILDCARD - THREE OR MORE TEAMS

(Note: If three or more teams are tied, follow steps until one team is eliminated. Once two teams remain, revert back to Step 1 of the two team tie-breaker to determine who advances.)

- Head-to-head (best winning percentage in games between the clubs)
- Best net points in all games
- Strength of schedule
- Best winning percentage in division games
- Coin toss

OTHER TIE-BREAKING PROCEDURES

1. Only one team advances to the playoffs in any tie-breaking step. Remaining tied teams revert to the first step of the applicable two team division or Wildcard tie-breakers. As an example, if two teams remain tie in any tie-breaker step after all other teams have been eliminated, the procedure reverts to Step 1 of the two-team format to determine the winner. When one team wins the tie-breaker, all other teams revert to Step 1 of the applicable two-team or three-team format.

2. In comparing records within the division among tied teams, the best winning percentage is the deciding factor, since teams may have played an unequal number of games.

CONFERENCE SEEDING TIE-BREAK PROCEDURE

If both division winners in the same conference finish with the same record, the following will break the tie for seeding purposes:

- Head-to-head (best winning percentage in games between the clubs)
- Point differential in head-to-head games
- Total net points in all games
- Strength of schedule
- Best winning percentage in division games
- Coin toss

ARENABOWL TIE-BREAK PROCEDURE

- Highest playoff seed
- Overall record (best winning percentage)
- Head-to-head (best winning percentage in games between the clubs) (if applicable)
- Point differential in head-to-head games (if applicable)
- Total net points in all games
- Strength of schedule
- Coin toss

QUALIFICATION ORDER

1. Qualifications for playoff position
 - A. Four division winners
 - B. Next 2 best records from each conference
2. Seeding
 - A. American Conference
 - i. Best record of division winners
 - ii. Second best record of division winners
 - iii. Best record for non-division winners
 - iv. Second best record for non-division winners
 - B. National Conference
 - i. Best record of division winners
 - ii. Second best record of division winners
 - iii. Best record for non-division winners
 - iv. Second best record for non-division winners

2013 Team Statistics

TEAM STATISTICS	SPO	OPP
SCORING	1198	896
Points per game	66.6	49.8
FIRST DOWNS	354	378
Rushing	45	51
Passing	262	285
Penalty	47	42
RUSHING YARDAGE	264	401
Yards gained rushing	297	436
Yards lost rushing	33	35
Rushing attempts	123	126
Average per rush	2.1	3.2
Average per game	14.7	22.3
TDs rushing	31	23
PASSING YARDAGE	4760	5355
Att-Comp-Int	611-419-11	757-451-31
Average per pass	7.8	7.1
Average per catch	11.4	11.9
Average per game	264.4	297.5
TDs passing	117	100
TOTAL OFFENSE	5024	5756
Total plays	748	916
Average per play	6.7	6.3
Average per game	279.1	319.8
KICK RETURNS: #-Yards	104-2335	136-2166
FG RETURNS: #-Yards	1-32	2-56
INT RETURNS: #-Yards	31-450	11-39
KICK RETURN AVERAGE	22.5	15.9
FG RETURN AVERAGE	32.0	28.0
INT RETURN AVERAGE	14.5	3.5
FUMBLES-LOST	17-11	28-23
PENALTIES-Yards	149-1071	163-1028
Average per game	59.5	57.1
TIME OF POSSESSION/Game	28:20	-28:-10
3RD-DOWN Conversions	56/101	64/138
3rd-Down Pct	55%	46%
4TH-DOWN Conversions	17/29	27/58
4th-Down Pct	59%	47%
SACKS BY-Yards	33-146	14-79
MISC YARDS	3	-7
TOUCHDOWNS SCORED	174	129
FIELD GOALS-ATTEMPTS	2-6	3-5
ON-SIDE KICKS	1-7	1-21
RED-ZONE SCORES	89-99 90%	72-84 86%
RED-ZONE TOUCHDOWNS	87-99 88%	69-84 82%
4-point drop-kick PATs	0-0	0-0
PAT-ATTEMPTS	146-173 84%	99-115 86%
ATTENDANCE	83,669	72,535
Games/Avg per game	9/9,297	9/8,059
Neutral site games		0/0

2013 Individual Statistics

SCORE BY QUARTERS	Q1	Q2	Q3	Q4	OT	TOTAL
Spokane Shock	267	339	270	322	-	1198
Opponents	222	223	163	288	-	896

RUSHING

	GP	Att	Gain	Loss	Net	Avg	TD	Long	Avg/G
MEYER, Erik	18	54	139	19	120	2.2	15	14	6.7
TENNELL, Adron	18	28	79	2	77	2.8	7	36	4.3
NELSON, Arvell	17	14	26	2	24	1.7	4	6	1.4
RUFFIN, James	17	4	18	1	17	4.2	0	13	1.0
FALAKISENI, Will	12	4	13	0	13	3.2	1	6	1.1
BROOKS, Duane	8	5	7	1	6	1.2	0	2	0.8
THOMPSON, Brandon	11	4	3	0	3	0.8	1	2	0.3
MOORE, Terence	17	5	5	3	2	0.4	1	3	0.1
SOLMON, Jeffrey	8	2	2	0	2	1.0	1	2	0.2
JORDEN, Kamar	17	3	5	5	0	0.0	1	3	0.0
Total	18	123	297	33	264	2.1	31	36	14.7
Opponents	18	126	436	35	401	3.2	23	20	22.3

PASSING

	GP	Rating	Cmp-Att-Int	Pct	Yds	TD	Long	Avg/G
MEYER, Erik	18	123.64	403-591-11	68.2	4667	112	45	259.3
NELSON, Arvell	17	140.00	16-20-0	80.0	162	5	25	9.5
TEAM	10	39.58	0-0-0	0.0	-69	0	0	-6.9
Total	18	123.77	419-611-11	68.6	4760	117	45	264.4
Opponents	18	97.17	451-757-31	59.6	5355	100	49	297.5

RECEIVING

	GP	Rec.	Yds	Avg	TD	Long	Avg/G
TENNELL, Adron	18	156	1792	11.5	49	45	63.9
JORDEN, Kamar	17	95	1087	11.4	26	43	63.9
THOMPSON, Brandon	11	65	913	14.0	16	45	83.0
BROOKS, Duane	8	35	316	9.0	6	35	39.5
SOLOMON, Jeffrey	8	25	297	11.9	6	28	37.1
BLACK, Steven	3	18	168	9.3	3	26	56.0
NELSON, Arvell	17	9	67	7.4	6	15	3.9
PINO, Chris	9	4	59	14.8	2	26	6.6
CAVE, Ryan	15	3	34	11.3	0	22	2.3
AFIF, Patrick	10	3	17	5.7	0	8	1.7
FALAKISENI, Will	12	2	5	2.5	0	3	0.4
STEPHENS, Paul	14	1	35	35.0	1	35	2.5
MA SUN, Palauni	3	1	26	26.0	0	26	8.7
CHAMBERS, Jackie	1	1	10	10.0	1	10	10.0
SCHIEHL, Marc	14	1	3	3.0	1	3	0.2
Total	18	419	4829	11.5	117	45	268.3
Opponents	18	451	5478	12.1	100	49	304.3

All AFL 2013 Statistics Leaders can be found on www.thestatguys.com

2013 Individual Statistics Cont.

FG RETURNS

	No.	Yds	Avg	TD	Long
SANDERS, Terrance	1	32	32.0	0	32
Total	1	32	32.0	0	32
Opponents	2	56	28.0	0	50

INTERCEPTIONS

	No.	Yds	Avg	TD	Long
STEPHENS, Paul	12	182	15.2	3	53
SANDERS, Terrance	7	131	18.7	3	42
MOORE, Terence	3	32	10.7	2	15
DODD-MASTERS, Ruschard	2	37	18.5	0	22
STOUDAMIRE, Patrick	2	22	11.0	0	21
BELL, Beau	1	20	20.0	0	20
SCHIECHL, Marc	1	7	7.0	0	7
SOLOMON, Jeffrey	1	0	0.0	0	0
MCGLENN, Cameron	1	17	17.0	1	17
TAYLOR, Terrence	1	2	2.0	1	2
Total	31	450	14.5	10	53
Opponents	11	39	3.5	0	20

KICK RETURNS

	No.	Yds	Avg	TD	Long
SANDERS, Terrance	96	2265	23.6	6	58
STOUDAMIRE, Patrick	3	35	11.7	1	30
TEAM	1	0	0.0	0	0
STEPHENS, Paul	1	9	9.0	0	9
DODD-MASTERS, Ruschard	1	3	3.0	0	3
SOLOMON, Jeffrey	1	11	11.0	1	11
TENNELL, Adron	1	12	12.0	0	12
Total	104	2335	22.5	8	58
Opponents	136	2166	15.9	4	56

FUMBLE RETURNS

	No.	Yds	Avg	TD	Long
STEPHENS, Paul	2	3	1.5	1	0
MOORE, Terence	2	14	7.0	2	17
JORDEN, Kamar	2	0	0.0	2	0
BELL,, Beau	1	6	6.0	0	6
SANDERS, Terrance	1	14	14.0	0	14
TAYLOR, Terrence	1	20	20.0	1	20
WILLIAMS, Jonathan	1	11	11.0	0	11
BRIGGS, Diyral	0	0	0.0	1	0
CAVE, Ryan	0	0	0.0	1	0
Total	10	68	6.8	8	20
Opponents	3	11	3.7	2	7

2013 Individual Statistics Cont.

DEFENSIVE LEADERS	GP	Solo	Ast	Total	Tackles		Sacks- No-Yds	Int-Yds	Pass Def- BrUp	Def- QBH	Fumbles- Rcv-Yds	Blkd Kick	Saf
					TFL/Yds	Yds							
5 SANDERS, Terrance	18	89	24	101.0	.	.	.	7-131	18	.	2-14	1	.
1 STEPHENS, Paul	14	66	23	77.5	.	.	.	12-182	15	1	1-3	.	.
2 BELL, Beau	17	50	40	70.0	10.5-47	8.5-43	.	1-20	.	12	2-6	.	1
8 MOORE, Terence	17	44	46	67.0	1.0-2	1.0-2	.	3-32	4	1	5-14	2	.
3 DODD-MASTERS, R	9	40	17	48.5	.	.	.	2-37	8
23 STODAMIRE, Pat	13	26	22	37.0	.	.	.	2-22	9	.	1-0	1	.
20 MCGLENN, Camero	8	29	10	34.0	1.0-1	.	.	1-17	4
44 RUFFIN, James	17	12	21	22.5	6.0-32	8.0-32	.	.	.	7	.	1	.
17 TENNELL, Adron	18	17	9	21.5
12 JORDEN, Kamar	17	17	5	19.5
67 TAYLOR, Terrence	17	9	14	16.0	4.5-24	7.0-23	.	1-2	2	8	3-20	7	.
10 NELSON, Arvell	17	11	10	16.0
7 SOLOMON, Jeffre	8	13	3	14.5	.	.	.	1-0	.	.	1-0	.	.
94 SCHIEHL, Marc	14	7	12	13.0	1.5-12	1.5-12	.	1-7	3	4	1-0	1	1
11 BRIGGS, Diyral	9	10	5	12.5	4.5-21	4.0-20	.	.	.	7	1-0	2	.
6 THOMPkins, Brandon	11	6	5	8.5
22 BROOKS, Duane	8	5	5	7.5
48 VAUGHN, Chase	6	3	5	5.5	1.0-3	1.0-3	.	.	2	.	.	1	.
19 SPENCER, Kenny	8	4	1	4.5
72 WILLIAMS, Jonathan	3	2	2	3.0	1.0-9	1.0-9	2-11	1	.
9 MEYER, Erik	18	2	1	2.5
19 KILLEEN, Jake	3	1	1	1.5	1.0-3	1.0-3	.	.	1	1	.	.	.
70 AFIF, Patrick	10	1	.	1.0
22 WILLIAMS, Jon	1	.	1	0.5
55 PINO, Chris	9	.	1	0.5
13 ROWAN, Taylor	10	.	1	0.5
68 CAVE, Ryan	15	1-0	.	.
TM TEAM	10	1
4 GEATHERS, Jerem	2
Total.....	18	464	284	606.0	32-154	33-146	.	31-450	66	45	22-68	17	3
Opponents.....	18	396	206	499.0	23-101	14-79	.	11-39	36	16	10-11	11	2

Team Record Seasons

RUSHING (Sorted by Net)

	Year	G	Att	Gain	Loss	Net	Avg	TD	Long	Avg/G
MEYER, Erik	2013	18	54	139	19	120	2.2	15	14	6.7
FORMAN, Adam	2012	5	11	84	0	84	7.6	4	26	16.8
ROWLEY, Kyle	2010	16	25	88	8	80	2.3	6	13	5.0
TENNELL, Adron	2013	18	28	79	2	77	2.8	7	36	4.3
HARRELL, Clay	2011	16	21	76	3	73	3.5	3	14	4.6

PASSING (Sorted by Yds)

	Year	G	Eff	Att	Cmp	Int	Pct	Yds	TD	Long	Avg/G
MEYER, Erik	2013	18	123.64	591	403	11	0.682	4667	112	45	259.3
ROWLEY, Kyle	2010	16	120.80	562	367	11	0.653	4428	100	48	276.8
ROWLEY, Kyle	2012	15	110.63	589	385	23	0.654	4349	96	47	289.9
ROWLEY, Kyle	2010	16	109.50	602	361	17	0.600	4276	90	48	267.3
MEYER, Erik	2011	14	112.35	454	294	15	0.648	3322	78	47	237.3

RECEIVING (Sorted by Yds)

	Year	G	Rec	Yds	Avg	TD	Long	Avg/G
TENNELL, Adron	2012	17	157	1810	11.5	40	47	106.5
TENNELL, Adron	2013	18	156	1792	11.5	49	45	99.6
WHITTAKER, Huey	2010	16	144	1653	11.5	37	48	103.3
ORTON, Greg	2011	15	112	1484	13.2	34	47	98.9
JORDEN, Kamar	2013	17	95	1087	11.4	26	43	63.9

INTERCEPTIONS (Sorted by Int)

	Year	Int	Yds	Avg	TD	Long
STEPHENS, Paul	2013	12	182	15.2	3	53
SANDERS, Terrance	2012	7	180	25.7	1	54
SANDERS, Terrance	2013	7	131	18.7	3	42
WILLIAMS, Travis	2010	6	85	0.4	1	43
SANDERS, Terrance	2011	5	66	13.2	0	30

KICK RETURNS (Sorted by Yds)

	Year	No.	Yds	Avg	TD	Long
SANDERS, Terrance	2013	96	2265	23.6	6	58
SANDERS, Terrance	2012	70	1595	22.8	4	56
SANDERS, Terrance	2011	71	1485	20.9	4	57
PAYNE, Quorey	2010	31	624	20.1	2	-
STEPHENS, Paul	2012	35	562	16.1	3	46

FUMBLE RETURNS (Sorted by No.)

	Year	No.	Yds	Avg	TD	Long
DODD-MASTERS, Ruschard	2011	2	15	7.5	0	10
ALSTON, Mike	2012	2	19	9.5	1	14
STEPHENS, Paul	2013	2	3	1.5	1	0
MOORE, Terrance	2013	2	14	7.0	2	17
JORDEN, Kamar	2013	2	0	0.0	2	0

TOTAL OFFENSIVE YARDS (Sorted by Total)

	Year	G	Plays	Rush	Pass	Total	Avg/G
MEYER, Erik	2013	18	645	120	4667	4787	265.9
ROWLEY, Kyle	2010	16	597	80	4428	4508	281.8
ROWLEY, Kyle	2012	15	615	33	4349	4382	292.1
ROWLEY, Kyle	2011	14	476	36	3322	3358	239.9
MEYER, Erik	2011	5	120	39	967	1006	201.2

SCORING (Sorted by Points)

	Year	TD	FG	PAT	Rush	Rcv	Pass	DXP	Saf	Points
TENNELL, Adron	2013	56	0	0	0	0	0	0	0	336
TENNELL, Adron	2012	40	0	0	0	0	0	0	0	240
WHITTAKER, Huey	2010	38	0	0	0	0	0	0	0	228
VIJIL, Raul	2010	34	0	0	0	0	0	0	0	204
ORTON, Greg	2011	34	0	0	0	0	0	0	0	204

FIELD GOALS (Sorted by FGM)

	Year	FGM	FGA	Pct	LgM	LgA
ROWAN, Taylor	2011	6	9	66.7	44	40
ROWAN, Taylor	2010	5	5	100.0	23	23
SPENCER, Kenny	2012	4	7	57.1	32	62
SPENCER, Kenny	2013	1	4	25.0	18	44
ROWAN, Taylor	2013	1	2	50.0	28	61

ALL PURPOSE YARDS (Sorted by Total)

	Year	G	Rush	Rec	FGR	KOR	IR	Total	Avg/G
SANDERS, Terrance	2013	18	0	0	32	2265	131	2428	134.9
SANDERS, Terrance	2012	14	0	28	80	1595	180	1883	134.5
TENNELL, Adron	2013	18	77	1792	0	12	0	1881	104.5
TENNELL, Adron	2012	17	8	1810	0	0	0	1818	106.9
JORDEN, Kamar	2013	17	0	1087	0	0	0	1087	63.9

TACKLES (Sorted by Total)

	Year	G	Solo	Ast	Total	TFL-Yds
SANDERS, Terrance	2013	18	89	24	101.0	0.0-0
TEEMS, Alex	2010	13	63	22	85.0	1.0-9
TEEMS, Alex	2011	18	66	37	84.5	1.0-1
SANDERS, Terrance	2012	14	76	13	82.5	1.0-2
MULDER, William	2010	14	67	15	82.0	2.5-21

SACKS (Sorted by Sacks)

	Year	G	Sacks-Yds
BELL, Beau	2013	17	8.5-43
WILLIAMS, Jon	2011	17	8.5-43
RUFFIN, James	2013	17	8.0-32
SMITH, Khreem	2011	11	7.0-43
TAYLOR, Terrance	2013	17	7.0-23

TACKLES (Sorted by Total)

	Year	G	Solo	Ast	Total	TFL-Yds
SANDERS, Terrance	2013	18	89	24	101.0	0.0-0
TEEMS, Alex	2010	13	63	22	85.0	1.0-9
TEEMS, Alex	2011	18	66	37	84.5	1.0-1
SANDERS, Terrance	2012	14	76	13	82.5	1.0-2
MULDER, William	2010	14	67	15	82.0	2.5-21

SACKS (Sorted by Sacks)

	Year	G	Sacks-Yds
BELL, Beau	2013	17	8.5-43
WILLIAMS, Jon	2011	17	8.5-43
RUFFIN, James	2013	17	8.0-32
SMITH, Khreem	2011	11	7.0-43
TAYLOR, Terrance	2013	17	7.0-23

Shock All-Time Roster

CB Isaiah Trufant, Eastern Washington: AFL KC Brigade, UFL Las Vegas Locomotives, NFL New York Jets, Philadelphia Eagles
WR Charles Frederick, Washington: AFL KC City Brigade
CB Rob Keefe, Mercyhurst: AFL Philadelphia Soul
DE Devon Parks, Bowling Green: AFL Tampa Bay Storm
DE Louis Holmes, Arizona: NFL Tampa Bay Buccaneers, UFL Sacramento Mountain Lions
C Kyle Young, Fresno State: UFL Florida Tuskers
WR Dudley Guice, Northwestern State: NFL Indianapolis Colts
WR Huey Whittaker, South Florida: UFL Florida Tuskers
WR Markee White, Texas State: UFL Hartford Colonials
WR Charles Dillon, Washington State: NFL Green Bay Packers
CB Robert Herbert, Colorado State: UFL Sacramento Mountain Lions
WR Aaron Fairouz, Central Arkansas: CFL Saskatchewan Roughriders
DT Louis Leonard, Hawaii: NFL Houston Texans, UFL Sacramento Mountain Lions
DT Ryan Lucas, Western Washington: CFL Saskatchewan Roughriders
OT Ed Ta'amu, Utah: AFL KC Brigade
CB Stanley Franks, Idaho: CFL BC Lions
DE Jeremy Geathers, UNLV: CFL BC Lions, UFL Las Vegas Locomotives, CFL Toronto Argonauts
CB Travis Williams, East Carolina: CFL BC Lions, CFL Montreal Alouettes
OT Chris Pino, San Diego State: CFL Montreal Alouettes, Omaha Nighthawks
C Harrison Nikolao, Eastern Washington: AFL Philadelphia Soul
DT Bryan Save, Colorado State: UFL Florida Sentinels
DB Jeremy Unertl, Wisconsin-LaCrosse: CFL Toronto Argonauts
WR Wes Lyons, West Virginia: NFL Pittsburgh Steelers
QB R.J. Archer, William and Mary: NFL Minnesota Vikings
WR Sonny Shackelford, Washington: UFL Sacramento Mountain Lions
LB Joe Lobendahn, Washington: CFL Winnipeg Blue Bombers
OG Laupepa Letuli, Hawaii: NFL Dallas Cowboys
DE Ayanga Okpokuwuruk, Duke: NFL New York Giants, Tampa Bay Buccaneers
LB Beau Bell, UNLV: UFL Las Vegas Locos, CFL BC Lions
WR Greg Orton, Purdue: NFL Denver Broncos, UFL Omaha Nighthawks
DE Khreem Smith, Oklahoma State: CFL BC Lions
OT Ben Ossai, Washington: UFL Las Vegas Locos, CFL BC Lions
DE Steven Friday, Virginia Tech: CFL Edmonton Eskimos
DB Jameel Dowling, Hawaii: CFL Edmonton Eskimos
OT Cory Brandon, Oklahoma: NFL San Diego Chargers and Chicago Bears
DB Sam Pope, Hampton: CFL BC Lions
LB Pago Togafau, Idaho State: CFL BC Lions
WR Adron Tennell, Oklahoma: UFL Omaha Nighthawks
WR Rod Harper, Murray State: UFL Omaha Nighthawks
DE James Ruffin, Northern Iowa: UFL Omaha Nighthawks
DB Raymond Brown, Kansas: CFL Toronto Argonauts
DE Yuri Yenga, SMU: CFL Winnipeg Blue Bombers
CB Bryant Nnabuife, Cal: CFL BC Lions
OL Ryan Cave, Hampton: UFL Virginia Destroyers
K Kenny Spencer, Northern Alabama: UFL Virginia Destroyers
QB Jason Boltus, Hartwick: UFL Omaha Nighthawks
OT Levi Horn, Montana: CFL BC Lions
CB Antaries Bryan, Baylor: CFL Toronto Argonauts
DE Freddie Harris, Central Oklahoma: CFL Winnipeg Blue Bombers
DE Julian Talley, UConn: NFL New York Giants
OT Tyrone Novikoff, Idaho: CFL Edmonton Eskimos
CB J.T. Fitzgerald, Rocky Mountain College: CFL BC Lions
DT Jonathan Williams, South Carolina: CFL Toronto Argonauts
WR Nick Edwards, Eastern Washington: NFL Arizona Cardinals

Overall Record: 15-5**SCHEDULE AND RESULTS**

<i>Date</i>	<i>Opponent</i>	<i>Result</i>	<i>Attend.</i>
Mar. 24	@ Cleveland	W 67-41	7,614
Mar. 31	@ Chicago	W 76-61	3,108
Apr. 5	@ Iowa	W 66-43	7,218
Apr. 12	Arizona	W 66-49	10,358
Apr. 19	@ San Jose	W 69-47	10,123
Apr. 27	Tampa Bay	L 62-70	9,872
May 4	@ Utah	L 48-52	5,784
May 11	Orlando	L 82-83	8,730
May 17	New Orleans	W 65-54	9,317
May 24	@ San Antonio	W 61-48	7,961
Jun. 1	San Jose	W 75-45	9,138
Jun. 8	Jacksonville	W 76-41	8,463
Jun. 15	@ Arizona	L 42-59	10,654
Jun. 21	Utah	W 80-41	9,965
Jul. 6	@ Tampa Bay	W 63-49	9,934
Jul. 13	@ Jacksonville	W 62-40	9,175
Jul. 19	San Antonio	W 77-30	8,485
Jul. 26	Pittsburgh	W 61-43	9,341
Playoffs			
Aug. 1	Chicago	W 69-47	6,916
Aug. 10	@ Arizona	L 57-65	8,275

STATISTICAL LEADERS*Passing*

	Comp	Att	Yds	TD
Erik Meyer	403	591	4,661	112
Arvell Nelson	16	20	162	5

Rushing

	Rush	Yds	TD
Erik Meyer	56	110	15
Adron Tennell	28	81	7
Arvell Nelson	14	24	4

Receiving

	Rec	Yds	TD
Adron Tennell	156	1,792	49
Kamar Jordan	95	1,082	26
Brandon Thompkins	65	912	16
Duane Brooks	35	316	6
Jeffrey Solomon	25	297	6
Steven Black	18	168	3
Arvell Nelson	9	67	6
Chris Pino	4	59	2

STATISTICAL LEADERS CONT.*Kick Returns*

	Ret	Yds	TD
Terrance Sanders	96	2,265	6
Patrick Stoudamire	3	35	1

Kicking

	FGM	FGA	XPM	PTS
Kenny Spencer	1	4	65	68
Taylor Rowan	1	2	81	84

Defensive Stats

	Tack	Sacks	FF	INT
Terrance Sanders	101	0.0	1	7
Paul Stephens	77.5	0.0	0	12
Beau Bell	70.5	8.5	0	1
Terrence Moore	67	1.0	2	3
James Ruffin	22	6.5	1	0
Terrance Taylor	16	7.0	7	1

SEASON IN REVIEW

The Shock's second season under Head Coach Andy Olson was a successful one, finishing the regular season with a 14-4 record, good enough for second place in the West Division, only one game behind the 15-3 Arizona Rattlers.

The season opened with a five-game winning streak that included a 66-49 home win over Arizona. After a small handful of losses in the middle of the season, The Shock closed out their regular season schedule with another five-game win streak. The streak to close out the season was sparked by an 80-point offensive performance over Utah where the Shock defense allowed only 41 points.

The Shock opened the playoffs hosting a game against Chicago, who finished 10-8 and first in the Central Division. The Shock found themselves tied with Chicago 41-41 after three quarters, but pulled away in the final quarter, out-scoring the Rush 28-6 in the fourth. The game was closed out with two interceptions returned for touchdowns, both by Shock defensive back Ruschard Dodd-Masters. The Shock defense finished the game with four interceptions.

After the win over Chicago the Shock headed to Arizona. Leading 21-7 after the first quarter, the Shock gave up a 44-14 run that put them down 16 heading into the final quarter. Falling to Arizona 57-65 ended the Shock's 2013 season.

Overall Record: 10-8**SCHEDULE AND RESULTS**

<i>Date</i>	<i>Opponent</i>	<i>Result</i>	<i>Attend.</i>
Mar. 12	Iowa	L 63-69 (OT)	8,891
Mar. 17	@ San Antonio	W 63-60	7,022
Mar. 30	San Jose	L 35-69	8,830
Apr. 6	@ Arizona	L 53-57	6,897
Apr. 14	Milwaukee	W 57-26	9,876
Apr. 28	@ Jacksonville	W 56-48	10,470
May 4	@ Utah	L 63-84	6,195
May 11	New Orleans	W 68-62 (OT)	8,918
May 18	Philadelphia	W 65-47	9,246
May 25	@ Iowa	W 68-62	7,698
Jun. 3	@ Chicago	L 62-73	6,418
Jun. 9	Kansas City	W 70-46	8,674
Jun. 16	Utah	L 55-58	8,852
Jun. 23	@ San Jose	W 90-63	9,062
Jun. 29	Arizona	L 35-61	8,946
Jul. 8	@ Philadelphia	L 48-62	7,590
Jul. 14	@ Kansas City	W 49-48	3,764
Jul. 21	Tampa Bay	W 63-53	8,973

Playoffs

No Playoffs

STATISTICAL LEADERS*Passing*

	Comp	Att	Yds	TD
Kyle Rowley	384	588	4,348	96
Adam Froman	48	69	459	8
Erik Meyer	25	45	294	6

Rushing

	Rush	Yds	TD
Adam Froman	12	85	4
Andrew Nierman	27	29	4
Kyle Rowley	26	26	5

Receiving

	Rec	Yds	TD
Adron Tennell	158	1,825	40
Brandon Thompkins	76	906	26
Steven Black	67	768	14
Rod Harper	51	474	12
Justin Ore	42	444	3
Jeffrey Solomon	33	431	8

STATISTICAL LEADERS CONT.*Kick Returns*

	Ret	Yds	TD
Terrance Sanders	74	1,677	5
Paul Stephens	36	574	3

Kicking

	FGM	FGA	XPM	PTS
Kenny Spencer	4	7	138	150

Defensive Stats

	Tack	Sacks	FF	INT
Terrance Sanders	82	0.0	2	8
Josh Ferguson	72	0.0	0	2
Paul Stephens	65.5	0.0	0	3
Patrick Stoud.	56	0.0	0	4
James Ruffin	18	3.0	2	0
Jeremy Geathers	16.5	6.5	2	0
Beau Bell	16	3.0	1	1

SEASON IN REVIEW

The Shock opened up their 2012 season under new leadership in Head Coach Andy Olson, who had previously served as the team's offensive coordinator.

Starting out the season with an overtime loss to Iowa at home, the Shock found themselves sitting at 1-3 after four games. However, a pair of wins against Milwaukee and Jacksonville pulled the team back up to the .500 mark.

The team played their second overtime game of the season against New Orleans in mid-May, this time pulling out a 68-62 victory. The Shock wouldn't fall below .500 again the rest of the season.

Closing out the season with wins over Kansas City on the road and Tampa Bay at home pushed the Shock to a 10-8 record. But despite the winning record, the Shock were buried at the bottom of an incredibly strong West Division. With Arizona leading the division at 13-5 and San Jose and Utah following with 12-6 records the Shock's 10 wins were not enough to grab them a playoff berth for the first time in franchise history.

Terrance Sanders' 22.8 yards per kickoff return average were second best in the AFL in 2012, while Kenny Spencer's 94.5 percent extra point effort was best in the league by nearly four percent.

Overall Record: 9-10**SCHEDULE AND RESULTS**

<i>Date</i>	<i>Opponent</i>	<i>Result</i>	<i>Attend.</i>
Mar. 11	@ San Jose	L 48-76	10,563
Mar. 19	Cleveland	L 55-61	10,140
Mar. 25	@ Iowa	L 42-43	10,552
Apr. 1	Kansas City	W 61-34	9,172
Apr. 15	@ Utah	L 62-69	7,649
Apr. 23	@ Orlando	W 70-58	11,756
Apr. 30	Arizona	W 70-69	10,113
May 7	@ Pittsburgh	L 41-51	6,756
May 14	Dallas	W 71-49	9,368
May 20	Tampa Bay	L 42-51	9,320
May 28	@ Kansas City	L 42-45	3,870
Jun. 10	Philadelphia	W 75-54	8,972
Jun. 18	Chicago	W 63-60	9,499
Jun. 25	@ New Orleans	W 75-54	9,037
Jul. 2	@ Arizona	L 46-68	9,173
Jul. 9	Utah	W 76-49	16,233*
Jul. 16	San Jose	W 63-61	9,680
Jul. 22	@ Jacksonville	L 56-75	10,025
Playoffs			
Jul. 29	@ Arizona	L 33-62	7,105

*Joe Albi Summer Classic

STATISTICAL LEADERS*Passing*

	Comp	Att	Yds	TD
Kyle Rowley	294	454	3,322	78
Erik Meyer	80	108	967	22
Casey Hansen	42	78	447	8

Rushing

	Rush	Yds	TD
Clay Harrell	21	73	3
Erik Meyer	13	39	3
Kyle Rowley	22	36	7

Receiving

	Rec	Yds	TD
Greg Orton	112	1,484	34
Raul Vijil	68	749	20
Emery Sammons	68	739	10
Shaun Kauleinamoku	52	596	15
Adron Tennell	42	469	13
Markee White	29	303	9
Randy Hymes	25	193	6

STATISTICAL LEADERS CONT.*Kick Returns*

	Ret	Yds	TD
Terrance Sanders	71	1,491	4
Ruscharl Dodd-Masters	30	488	1

Kicking

	FGM	FGA	XPM	PTS
Taylor Rowan	6	9	118	138

Defensive Stats

	Tack	Sacks	FF	INT
Alex Teems	85.5	0.0	2	2
Terrance Sanders	81.5	0.0	0	5
Ruscharl Dodd	77.5	0.0	2	2
Antwan Marsh	63	0.0	0	1
Beau Bell	50.5	5.5	4	0
Khreem Smith	24.5	7.0	3	0
Jon Williams	21.5	6.5	3	1

SEASON IN REVIEW

Again under the direction of Head Coach Rob Keefe, the Shock opened up the 2011 season as defending champions in their second year in the AFL.

The Shock would open up the season with three straight losses and found themselves at 1-4 after five games. However, over the course of the season the Shock would manage to rip off a pair of two-game winning streaks and one three-game streak, finishing the regular season with a record of 9-9.

The .500 season was second best in the West Division and good enough to get the Shock into the playoffs for the second consecutive season. The Shock snuck in ahead of the Utah Blaze, who were also 9-9 but were 2-4 in division play while the Shock were 3-3 within the division. Five of the Shock's games in 2011 were decided by five points or less.

The Shock faced off against the 16-2 West Division champion Arizona Rattlers in the National Conference Semifinals to open the playoffs. The Shock found themselves down only eight points at the half and 15 after three quarters. In the fourth quarter Arizona pulled away, outscoring Spokane 27-13 to cruise to a 62-33 victory.

Overall Record: 16-3 ArenaBowl Champions

SCHEDULE AND RESULTS

Date	Opponent	Result	Attend.
Apr. 2	Milwaukee	L 62-74	10,096
Apr. 9	@ Utah	W 68-34	5,032
Apr. 17	Bossier-Shreve.	W 78-70	10,378
May 1	Cleveland	L 68-72	9,974
May 7	@ Arizona	W 63-56	10,203
May 16	@ Okla. City	W 68-63	4,415
May 22	Utah	W 77-28	10,481
May 29	Jacksonville	W 67-57	10,460
Jun. 12	@ Orlando	W 53-52	10,346
Jun. 18	Tulsa	W 63-42	10,077
Jun. 26	@ Milwaukee	W 62-48	6,613
Jul. 2	Arizona	W 37-36	10,268
Jul. 10	@ Cleveland	W 62-56 (OT)	8,237
Jul. 16	@ Iowa	W 48-42	9,164
Jul. 23	Chicago	W 63-49	10,775
Jul. 30	@ Jacksonville	L 49-64	13,000
Playoffs			
Aug. 6	Arizona	W 57-49	8,236
Aug. 12	Milwaukee	W 60-57	8,151
Aug. 20	Tampa Bay	W 69-57	11,017

STATISTICAL LEADERS

<i>Passing</i>				
	Comp	Att	Yds	TD
Kyle Rowley	371	566	4,475	102
Erik Meyer	18	28	274	5
<i>Rushing</i>				
	Rush	Yds	TD	
Kyle Rowley	35	79	6	
Clay Harrell	17	56	5	
Eddie Thompson	5	49	3	
<i>Receiving</i>				
	Rec	Yds	TD	
Huey Whittaker	144	1,653	37	
Raul Vijil	82	1,083	33	
Markee White	66	925	18	
Shaun Kauleinamoku	30	441	10	
Quorey Payne	20	207	2	
<i>Kick Returns</i>				
	Ret	Yds	TD	
Quorey Paynes	31	624	2	
Raul Vijil	28	541	1	

STATISTICAL LEADERS CONT.

<i>Kicking</i>				
	FGM	XPM	PTS	
Taylor Rowan	5	121	136	
<i>Defensive Stats</i>				
	Tack	Sacks	FF	INT
Travis Williams	75.5	0.0	1	6
Alex Teems	74	0.0	2	3
Will Mulder	71	0.0	1	1
Aaron Robbins	29.5	4.0	5	0
Antwan Marsh	29.5	0.0	0	4

SEASON IN REVIEW

The Shock opened up the 2010 season under the direction of Head Coach Rob Keefe, looking to make a strong impression in their first year in the AFL after years in the af2.

The Shock opened up their season with a loss to the Milwaukee Iron. Despite a strong fourth quarter push the Shock weren't able to overcome a couple first half turnovers.

They followed up the loss with a pair of wins against the Utah Blaze and Bossier-Shreveport Battle Wings to push their record to 2-1.

After a bye in week four, the Shock dropped another game, this time to the then winless Cleveland Gladiators. The Shock gave up 34 points in the fourth quarter and were ultimately done in by a last-second kickoff returned for a touchdown.

After the heartbreaking loss to Cleveland, the Shock responded with a 63-56 win over the Arizona Rattlers. The win over the Rattlers was the first of many, as the Shock would go on to enjoy an 11-game winning streak before closing out the season with their third and final loss.

Their 13-3 record in the regular season gave them the West Division title, as well as the best record in the National Conference.

The Shock hosted both of their playoff games in 2010, knocking off the Arizona Rattlers 57-49 and the Milwaukee Iron 60-57 on the way to ArenaBowl XXIII, also hosted by the Shock.

The Shock, powered by MVP Kyle Rowley's nine TD passes, beat the Tampa Bay Storm 69-57, capturing their first AFL championship in their inaugural year. Attendance at the game was 11,017 with a broadcast appearing on the NFL Network.

Overall Record: 66-10

2006 SEASON IN REVIEW (17-2)

ArenaCup Champions

The Shock opened up their inaugural season in the af2 under Head Coach Chris Siegfried. The season kicked off with a home matchup and a nail biting win against the Stockton Lightning 41-40.

The Shock put together a 14-2 regular-season record and secured a first-place finish in the Western Division of the National Conference.

During the 2006 af2 playoffs the Shock defeated the Bakersfield Blitz 50-47 and the Arkansas Twisters 48-30, winning the af2 National Conference championship and earning a berth in ArenaCup VII against the Green Bay Blizzard in San Juan, Puerto Rico.

The Shock came away with a dominant 57-34 over the Blizzard, becoming the first expansion franchise in af2 history to advance to and win the ArenaCup.

2007 SEASON IN REVIEW (12-5)

The Shock opened up the 2007 season under a new Head Coach in Adam Shackleford. The Shock opened up strong for the second consecutive time in the af2 with a promising win over the Stockton Lightning 51-35.

A successful winning season was in the books as the Shock closed out 2007 with a 12-4 record in the regular season, good enough to earn the National Conference's Western Division crown for the second year.

The season would then fall short as the Shock lost to the Louisville Fire 62-35 in the first round of playoffs.

2008 SEASON IN REVIEW (18-2)

National Conference Champions

Second year Head Coach Adam Shackleford led the Shock to open up the 2008 season, the Shock's third in af2. They continued to rip off 11 straight wins until eventually falling to the South Georgia Wildcats 57-55 on a last second field goal.

For the third consecutive year the Shock won the National Conference's West Division with a 15-1 regular season record. They entered the playoffs with a purpose and collected wins over the Austin Wranglers 42-14, Central Valley Coyotes 83-63 and the Amarillo Dusters 79-49.

In the championship the Shock fell short in the first ever overtime in the ArenaCup, losing to the Tennessee Valley Vipers 56-55, as the Vipers went for two on their last touchdown.

2009 SEASON IN REVIEW (19-1)

ArenaCup Champions

For the third season Adam Shackleford was the Shock's Head Coach. The Shock would manage to rattle off a 12-game winning streak during the regular season, eventually broken by a 54-48 loss to the Iowa Barnstormers.

With a 15-1 regular season record for the second consecutive year the Shock again were the National Conference's West Division Champions. During the af2 playoffs they beat the Stockton Lightning 62-21, Boise Burn 59-35 and the Tulsa Talons 51-44.

The Shock eventually would bring the ArenaCup Championship back to Spokane with a thrashing of the Wilkes-Barre/Scranton Pioneers 74-27.

Regional TV Schedule



March 15	Iowa	7:00 PM	SWX
April 12	Portland	7:00 PM	SWX
April 19	Cleveland	7:00 PM	SWX
May 9	Pittsburgh	7:00 PM	SWX
May 23	San Jose	7:00 PM	SWX
May 30	Portland	7:00 PM	SWX
June 20	San Antonio	7:00 PM	SWX
July 12	Arizona	7:00 PM	CBS Sports Network
July 21	Tampa Bay	5:30 PM	ESPN2, WatchESPN

SWX Channel Listings

City	Over-the-Air	Cable
Spokane	6-2	Comcast 306
Coeur d'Alena	6-2	Time Warner 306
Kennewick -Pasco-Richland	25-3	Charter 287
Yakima	23-3	Charter 287
Pullman-Moscow		Time Warner 306
Lewiston (ID)		Cable One 466
Sandpoint (ID)	6-2	Northland Cable 115
Moses Lake		Northland Cable 317
Cheney	6-2	Davis Cable 514

Radio Broadcast Team



The Spokane Shock are happy to have the pair of Keith Osso and Larry Weir as their radio team for the 2014 season on 700 ESPN. Osso will be serving as the team's color analyst while Weir will provide play-by-play, taking the place of former Shock radio host Dennis Patchin, who has moved on to take more expansive responsibilities within KXLY's TV broadcast team.

Osso has been in the Shock booth since the teams move to the AFL in 2010, while Weir brings four years of experience covering the Shock during their time in af2.

In addition to gameday coverage, Osso will also be hosting the weekly Shock Coach's Show.

About Keith Osso (keitho@kxly.com)

Keith is the Sports Director at KXLY-TV and co-host of Patchin, Lukens, and Osso on 700 ESPN. Keith began his broadcast career at KXLY4 News in May of 2003. Keith is a Spokane native and proud East Valley grad.

Keith joined Dennis Patchin in the booth as the color commentator for the Spokane Shock on 700 ESPN in 2010. In 2012 Keith joined the Eastern Washington University football broadcast team on 700 ESPN where he began working with Larry Weir. Keith serves as the sideline reporter and host of the Eagle tailgate show.

In his free time you can find Keith spending time with his wife Tonya, daughter Skylar, and his parents Bryan and Cindy.

About Larry Weir (larryjweir@hotmail.com)

Larry is a veteran sports broadcaster with over 30 years of experience with professional, collegiate, and high school sports. Previously he served as the play-by-play broadcaster with the Shock from 2006-2009 during the team's af2 era.

From 1991 to the present Larry has spent time as the play-by-play broadcaster with Eastern Washington University football and men's basketball, with the exception of 2010-11 and 2011-12 basketball seasons. He has worked with Keith Osso previously as he has filled the role of EWU's sideline reporter and back-up analyst for football for two years.

Larry has also broadcast Northwest League baseball for the Spokane Indians and Yakima Bears and has been the lead broadcaster for the Greater Spokane League high school Game of the Week since 2011.

2013 All-Arena Teams

2013 First Team All-Arena Offense

QB	Erik Meyer	Spokane
FB	Derrick Ross	Philadelphia
WR	Adron Tennell	Spokane
WR	Joe Hills	Tampa Bay
WR	Anthony Jones	Philadelphia
C	Brennan Carvalho	Philadelphia
OL	Christian Johnson	Philadelphia
OL	Rich Ranglin	San Jose
K	Garrett Lindholm	Arizona

2013 Second Team All-Arena Offense

QB	Nick Davilla	Arizona
FB	Odie Armstrong	Arizona
WR	Rod Windsor	Arizona
WR	Reggie Gray	Chicago
WR	Jeron Harvey	Jacksonville
C	Billy Eisenhardt	Arizona
OL	Michael Huey	Arizona
OL	George Bussey	San Jose
K	Carlos Martinez	Arizona

2013 First Team All-Arena Defense

DE	Joe Sykes	San Antonio
DE	Bryan Robinson	Philadelphia
NG	Tim McGill	San Antonio
MLB	Francis Maka	San Jose
JLB	Jamar RAndom	San Antonio
DB	Virgil Gray	Arizona
DB	Terrance Smith	Jacksonville
KR	Terrance Sanders	Spokane

2013 Second Team All-Arena Defense

DE	Mike Lewis	Iowa
DE	Jerry Turner	Jacksonville
NG	Jason Stewart	San Jose
MLB	Aaron Robbins	Jacksonville
JLB	Huey Whittaker	San Jose
DB	Rayshaun Kizer	Philadelphia
DB	Arkeith Brown	Arizona
DB	Fred Shaw	San Antonio
KR	Dominic Jones	Orlando

AFL Commissioner Jerry Kurz

Jerry B. Kurz returns for his 28th season of Arena Football and fifth season as the AFL's Commissioner. Out-tenured only by the creator of Arena Football, Jim Foster, Kurz has dedicated his life to furthering the sport with a strong business ethic and core values meant to bring the highest quality product to the ever-growing fan base of Arena Football fans.

In his time as the president of the af2, the League saw extensive growth in small-to-mid-sized markets, building an extremely dedicated fan base across the

country. That foundation helped to fuel the return of the Arena Football League in 2010 after a year on hiatus due to financial instability. Kurz and a group of enthusiastic investors arranged the acquisition of the AFL's assets in bankruptcy court in late 2009 and revived the League in early 2010, fulfilling the promise that Arena Football would be played in 2010.

Kurz has also served as the AFL's Vice President of International Development, where he was in charge of the League's international exposure. During his tenure, he was responsible for administering the H3 Visa program, allowing international players to play for AFL teams stateside. He also arranged and executed all internationally played games for the Arena Football League.

Arena Football isn't Kurz's only claim to fame. He is also a founding member of Gridiron Enterprises, Inc., a sports consulting firm based out of Chicago. Gridiron Enterprises, consisting of Kurz, Foster and attorney William Niro, is the original founder of the AFL. Kurz has been a player, coach, general manager and owner during his lifelong involvement with the game of football. He is also a member of four football Halls of Fame, including membership in the first class of the Arena Football Hall of Fame as well as membership in the arenafootball2 Hall of Fame.

Kurz attended the University of Oklahoma as an undergraduate and later earned his Juris Doctor Degree at Northern Illinois. Kurz is a licensed attorney in Illinois and operated a law firm with his wife, Kathryn Hall, for 20 years. Jerry and his wife, Kathryn, have one son named Matthew, who currently serves as the Director of Player Personnel for the AFL.



2014 AFL Staff - League Map

2014 League Staff

Commissioner
Vice President
Senior Vice President of Communications
Director of Communications
Senior Manager of Media and Team Operations
Senior Director of Football Operations
Director of Player Personnel
Director of Accounting
Staff Accountant
Staff Attorney
Senior Vice President, Corporate Partnerships
Coordinator of Partnership Activation

Jerry B. Kurz
Christie Cook
Anthony Herron
BJ Pickard
Mallory Treleaven
Joe Kleinsmith
Matt Kurz
Kristy Durst
Candice Hall
Wesley Friedman
Adam Robbins
Courtney Brooks

jkurz@arenafootball.com
ccook@arenafootball.com
aherron@arenafootball.com
bjpickard@arenafootball.com
mtreleaven@arenafootball.com
jkleinsmith@arenafootball.com
mkurz@arenafootball.com
kdurst@arenafootball.com
chall@arenafootball.com
wfriedman@arenafootball.com
arobbins@arenafootball.com
cbrooks@arenafootball.com



Fans' Bill of Rights

About the AFL

Since its inception in 1987, the Arena Football League has showcased their fast-paced and exciting game to millions of fans in a myriad of markets across the country. CBS Sports Network will broadcast an AFL National Game of the Week on Saturday nights for the entire regular season and postseason through the semifinal round. The ArenaBowl XXVI Championship Game will air on the CBS Television Network on August 17, 2013.

Arena Football Mission Statement

"To serve our community with pride and passion as a quality example of individual and team excellence on the field, in the office, at the arena and within the community by consistently exceeding our customers' expectations by demonstrating the highest character, appreciation and respect for our game, customers, teammates and partners as a cost-effective and visionary organization providing a total entertainment experience."

Fans' Bill of Rights

In furtherance of our Mission Statement we, the players, coaches, officials, staff and owners of the Arena Football League are thankful to the Fans that we serve, appreciate their support and dedicate ourselves collectively to protecting their rights as the greatest sports and entertainment Fans in the world.

We believe that every Fan is entitled to a wholesome environment for guests and family members, free of violence, profane gestures and language or rude and invasive behavior that could in any way interfere with a first-class entertainment experience.

We believe that every Fan demands that we maintain absolute respect for the game of Arena Football and maintain the integrity of the finest of fair competition at all times.

We believe that every Fan deserves our very best effort on a consistent basis, on every play on the field, every action in the stands, every call to our office, and every involvement in our community.

We believe that every Fan is entitled to a total entertainment experience at an affordable cost for all members of the family from the time they arrive at the arena to the time they depart.

We believe that every Fan should receive the very best in competitive football, entertainment, merchandise, food and beverage for their purchasing power.

We believe that every Fan is entitled to interact with and have access to players and coaches for autographs and conversation in recognition of their support at every game.

We believe that Fans are entitled to fast, accurate, and complete information about our players, coaches, league, games, and performance.

We believe that Fans expect the Arena Football League to be comprised of gentlemen and ladies who are examples and role models for youth, free of physical violence, drugs, alcohol, and gambling abuse.

We believe that Fans expect us to honor our country and to be involved in our communities to make contributions for a better, safer, and more positive place to live.

We believe that Fans should know that we are committed to serve and not to be served, to give and not to just take, and to inspire and encourage people to higher levels of personal and professional achievement, growth, maturity, and respect for each other.

2014 AFL Officials

Carl Paganelli
Supervisor

Dave Chesney
Assistant Supervisor of Officials

Wesley 'Buddy' Ward
Assistant Supervisor of Officials

Rod Ammari
Mark Bailey
Brent Baumann
Grantis Bell
Mark Bennett
Reginald Berry
Marc Bovos
Bradley Brunet
Neil Brunner
Scott Campbell
Tony Cannella
Jeff Carr
James Cole
Robert Colosimo
Jim Corpora
Steve Coullias
Dave Cutaia
RG Detillier
Matt Dornan
John Drayton
Paul Engelberts
Jason Fagan
Ed Feaster
John Freitas
William Fuller

Al Granado
Craig Griffith
Michael Griffith
Jeff Johnson
Riley Johnson
Kevin Kieser
Matt Kukar
Ken Leffle
Michael Livingston
John Love
Rick Lowe
Tom McCabe
Tim McGowan
Tony Meyer
Harold Mitchell Jr.
Judson Mitchell
Kevin Mitchell
Mike Moore
Mike Packard
Joe Pester
Rick Podraza
Ken Ray
Mearl Robinson
Brad Rogers
Adam Savoie
Larry Smith
Reggie Smith
Chris Snead
Roger Stewart
Terri Valenti
Lo Van Pham
Francisco Villar
Wade Wagner
Andy Warner
Thomas Work