

SAN JOSE SABERCATS

**MEDIA
GUIDE**

2014



2014 SABERCATS SCHEDULE

DAY	DATE	OPPONENT	TIME (PDT)	RADIO/TV
MONDAY	MARCH 17	@ PORTLAND THUNDER	7:00 P.M.	CBS Sports/KNBR 1050
SUNDAY	MARCH 23	PHILADELPHIA SOUL	5:00 P.M.	KNBR 1050
SATURDAY	MARCH 29	@ PITTSBURGH POWER	2:00 P.M.	CSN/KNBR 1050
FRIDAY	APRIL 4	SPOKANE SHOCK	7:30 P.M.	KNBR 1050
SATURDAY	APRIL 12	ARIZONA RATTLEERS	7:30 P.M.	KNBR 1050
FRIDAY	APRIL 18	@ PORTLAND THUNDER	7:00 P.M.	CSN /KNBR 1050
SATURDAY	APRIL 26	@ LA KISS	7:00 P.M.	CSN/KNBR 1050
SATURDAY	MAY 3	ORLANDO PREDATORS	7:30 P.M.	KNBR 1050
SATURDAY	MAY 17	PORTLAND THUNDER	7:00 P.M.	ESPNEWS/KNBR 1050
FRIDAY	MAY 23	@ SPOKANE SHOCK	7:00 P.M.	CSN/ KNBR 1050
SATURDAY	MAY 31	ARIZONA RATTLEERS	6:30 P.M.	CBS Sports/KNBR 1050
SATURDAY	JUNE 7	LA KISS	7:30 P.M.	KNBR 1050
SATURDAY	JUNE 14	SPOKANE SHOCK	7:30 P.M.	CBS Sports/KNBR 1050
FRIDAY	JUNE 27	ARIZONA RATTLEERS	7:30 P.M.	KNBR 1050
SATURDAY	JULY 6	@ LA KISS	7:00 P.M.	CSN/KNBR 1050
FRIDAY	JULY 11	TAMPA BAY STORM	7:30 P.M.	KNBR 1050
SUNDAY	JULY 20	@ PHILADELPHIA SOUL	1:00 P.M.	CSN/KNBR 1050
SATURDAY	JULY 26	@ IOWA BARNSTORMERS	5:05 P.M.	CSN/KNBR 1050

All Game Times are Pacific. Dates and Times Subject to Change
 All Games Broadcast Live on KNBR 1050 AM
 For All Games Televised on CSN, Check Local Listings for Exact Channel



FRYS.COM

TABLE OF CONTENTS

ORGANIZATION	
TEAM DIRECTORY	2
MEDIA INFORMATION	3
2014 COACHING STAFF	
DARREN ARBET	5-6
OMARR SMITH	7
CEDRIC WALKER	8
JEFF JARNIGAN	9
JASPER HARVEY	10
FOOTBALL SUPPORT STAFF	11
2014 ROSTER AND PLAYER BIOS	
2014 ACTIVE ROSTER	12
GEORGE BUSSEY	13
TERRANCE CARTER	15
SIMEON CASTILLE	16
DOMINIQUE CURRY	17
RAY FEINGA	18
KEN FONTENETTE	19
DENNIS GODFREY	20
REGGIE GRAY	21
PAUL GRIFFIN	22
ROD HARPER	23
DAVID HYLAND	24
KEENAN MACE	25
FRANCIS MAKA	26
ZACH MCKNIGHT	27
RUSS MICHNA	28
JORDAN MUDGE	29
JEFF NADY	30
KENNY OKORO	31
JJ PAYNE	32
NICH PERTUIT	33
RICH RANGLIN	34
MARC SCHIECHL	35
NATHAN STANLEY	36
DERIK STEINER	37
JASON STEWART	38
CLEVAN THOMAS	39-40
LUIS VASQUEZ	41
HUEY WHITTAKER	42-43
JARVIS WILLIAMS	44
JEROME WILLIAMS	45
JASON WILLIS	46-47
HISTORY	
2013 IN REVIEW	49-68
ANNUAL RESULTS	69-70
AFL HONORS	70-71
RECORD VS. CURRENT TEAMS	71
SABERCATS SEASON STATS	72-87
SABERCATS TRADE/DRAFT HISTORY	88-89
HISTORICAL LOOK	90-91
ALL-TIME ALPHABETICAL ROSTER	92-93
RECORDS	
INDIVIDUAL RECORDS	95-98
TEAM RECORDS	98-99
CAREER LEADERS	100
LONG PLAYS	101
ANNUAL LEADERS	102-103
AFL DIRECTORY	
AFL DIRECTORY	105
PLAYOFF FORMAT/ROSTER OF OFFICIALS	106
AFL SCHEDULE	107
AFL BILL OF RIGHTS	108
CBS SPORTS NETWORK/ESPN SCHEDULE	108
RULES OF THE GAME	109
ARENABOWL HISTORY	110
TEAM DIRECTORY INFO	111-114
SABERZONE	
BROADCAST INFORMATION	116
HP PAVILION	117
SABERCATS HISTORY AT HP	118
'CATS IN THE COMMUNITY	119
TICKET INFORMATION	120



SAN JOSE SABERCATS
600 E. BROKAW ROAD
SAN JOSE, CA 95112
PH: 408-673-3400 - F: 408-673-3401
www.thesanjosersabercats.com

FRONT OFFICE

OWNERSHIP	SABERCATS OF SAN JOSE, LLC
GENERAL PARTNER	SAN JOSE ARENA FOOTBALL COMPANY
DIRECTOR OF BUSINESS OPERATIONS AND REVENUE	MIKE CARROZZO
EXECUTIVE ASSISTANT	KODI LOOK
MEDIA AND PUBLIC RELATIONS MANAGER	SAM DREXLER
TICKET SALES MANAGER	DENIS CAJINA
ACCOUNT SERVICES SUPERVISOR	JEFF DI GIORGIO
ACCOUNT SERVICES SUPERVISOR	JONATHAN HOLIFIELD
ACCOUNT SERVICES SUPERVISOR	RYAN OGIHARA
TICKET OPERATIONS AND ACCOUNT SERVICES	ASHLEY BANKSON
ACCOUNTING MANAGER	LAURA PHELPS
BOOK KEEPER	TINA ARCHIBALD
DIRECTORS, SABERKITTENS	MICHELLE LA HERRAN AND CINDY LA HERRAN-KOPACZ
GENERAL COUNSEL	ALEX CUROTTO
TEAM PHOTOGRAPHER	ARIC CRABB

FOOTBALL OPERATIONS

OWNER/HEAD COACH	DARREN ARBET (139-67 REG. SEASON/13 YEARS)
ASSISTANT COACH/OFFENSIVE COORDINATOR	OMARR SMITH
DEFENSIVE COORDINATOR	CEDRIC WALKER
DEFENSIVE LINE/SPECIAL TEAMS COORDINATOR	JEFF JARNIGAN
OFFENSIVE LINE COACH	JASPER HARVEY
EQUIPMENT MANAGER	MARTIN LOPEZ
PLAYER PERSONNEL MANAGER	DANIEL FRAZER
VIDEO COORDINATOR	WILLY PETERSON

MEDICAL STAFF

HEAD ATHLETIC TRAINER	LUKE WILLSON
ATHLETIC PERFORMANCE MANAGER	GREG MARSHALL

GENERAL INFORMATION

YEAR IN THE AFL	18TH (168-92 REG. SEASON RECORD)
TEAM COLORS	SABERGOLD, GREEN CORAL, PLATINUM, BLACK
ALIGNMENT	NATIONAL CONFERENCE/PACIFIC DIVISION
DIVISION TITLES	EIGHT (1995, 2000-03, 2006-08)
LEAGUE TITLES	THREE (2002, 2004, 2007)
RADIO PARTNER	KNBR 1050
TELEVISION PARTNER	COMCAST SPORTSNET
BROADCAST TALENT	BOB FITZGERALD, SCOTT WOOD, RICH CELLINI, STEVE PAPIN, DAVE LEWIS, ARI WOLFE, RAY WOODSON
STATISTICIAN	DAVID HARWOOD
COORDINATOR OF OFF-FIELD OFFICIALS	JIM SPENCE

MEDIA GUIDE CREDITS

SAM DREXLER, SPECIAL THANKS TO NELSON ESTARIJA

MEDIA INFORMATION

The San Jose SaberCats welcome you to their 17th season as members of the Arena Football League. The organization and media relations department strive to make its players, coaches and other personnel available in a timely and responsible manner to all accredited members of the media. The 2013 season is sure to provide many exciting moments and in an effort to provide a professional working environment, the following guidelines have been established for the upcoming season.

CREDENTIAL REQUESTS - Access to SaberCats games for working media will require proper credentials. All credential requests should be directed to the team's media relations department. Requests may be sent on company letterhead via e-mail (j.stepp@thesanjosesabercats.com), FAX (408-673-3400) or U.S. mail (600 East Brokaw Rd., San Jose, CA 95112). Requests should be submitted no later than noon the day prior to game day. Single game credentials may be picked up at the security entrance, located at the rear of the building, next to, but not in, the loading dock. **MEDIA MEMBERS HOLDING SEASON PASSES SHOULD NOTIFY THE MEDIA RELATIONS OFFICE IN ORDER TO RESERVE SEATING IF PLANNING TO COVER A GAME. A MEDIA CREDENTIAL CANNOT BE USED TO SIT IN SPECTATOR SEATING AREAS.** Credentials are good for admittance to the press room and both team's post-game locker rooms. Media must wear their credentials in plain view at all times. All credentials are non-transferable and any unauthorized use will subject the bearer to ejection from the arena.

GAMEDAY INTERVIEW POLICY - Contact the SaberCats media relations department with requests. Following the game, Owner/Head Coach Darren Arbet will address the media in the hallway outside of the team's locker room and players may be interviewed in an open locker room setting after a league mandated 10-minute "cooling off period." **THE SABERCATS MEDICAL TRAINING AREA IS OFF-LIMITS AT ALL TIMES.** For help in locating players or coaches for interviews, please contact any member of the SaberCats media relations staff. Visiting team interview requests should be made through the visiting team's media relations contact or by notifying a member of the SaberCats media relations staff.

LOCKER ROOMS - The locker rooms are off-limits to media prior to kickoff. The rooms will open after the game following a league mandated 10-minute "cooling off period." The officials' locker room is off-limits at all times to members of the media.

PHOTOGRAPHERS - Only photographers on assignment will be allowed access to designated photography locations surrounding the field of play. Because of limited photography positions, **NO FREELANCE PHOTOGRAPHER PASSES WILL BE ISSUED.**

PRESS BOX - Press seating is available to accredited media in the press box, located on the north side of the arena's upper level. The elevator to the press room and press box is located on the north side of the building's concourse. There are sufficient phone lines and electrical outlets available in the press box. **ALL MEDIA MUST NOW ENTER HP PAVILION FOR SABERCATS GAMES VIA MEDIA ENTRANCE 'A' LOCATED AT THE REAR OF THE BUILDING, TO THE RIGHT OF THE BACK STAIRCASE.** HP Pavilion is equipped for wireless internet access.

PRESS LOUNGE - Media with season credentials, or those granted single-game credentials, are invited to have a pre-game meal in the press lounge, located on the arena's lower level (north side). The press room will open two hours prior to kickoff. Press lounge usage is limited to those presenting valid SaberCats or AFL credentials. It is impossible to accommodate family, friends, guests, or others. Any abuse of dining room privileges may cause forfeiture of credential.

GAME NIGHT SERVICES - Press notes, media guides, lineups, programs and other pertinent information will be furnished by the SaberCats media relations department. Halftime statistics, as well as first and third quarter "quickie" stats, will be available in the press box and final statistics will be made available approximately 15 minutes after the conclusion of the game.

REGULAR SEASON PRACTICES - Unless otherwise notified by the SaberCats media relations department, all regular season practice sessions are open to the media, though requests for interviews must be made in advance. Owner/Head Coach Darren Arbet and players will be available for interviews at the conclusion of each practice. The SaberCats practice facility is located at 1095 Dunford Way in Sunnyvale. In the event of inclement weather, practice times and location are subject to change. Please contact the SaberCats media relations department for up-to-date information regarding the team's practice schedule. **THE LOCKER ROOM AT THE TEAM'S PRACTICE FACILITY IS CLOSED TO THE MEDIA AND PUBLIC AT ALL TIMES.**

ORGANIZATION



DARREN ARBET

OWNER/HEAD COACH

COACHING EXPERIENCE: 18TH YEAR (17TH WITH SAN JOSE)



An Arena Football League Hall of Fame inductee, three-time ArenaBowl champion and two-time AFL Coach of the Year, Darren Arbet brings a passion and work ethic that is unmatched in the league. Entering 2014, his 18th season with the franchise, Arbet begins his 14th as head coach and third as part owner of the franchise.

Arbet's dedication and leadership turned the SaberCats into a perennial powerhouse, with Arbet ranking third all-time in regular season wins (139), third in winning percentage (.675) among coaches with at least 50 games coached and second in postseason winning percentage (.652) among coaches with at least 15 games coached. In 2007, Arbet became the fifth head coach in AFL history to win 100 games when San Jose defeated the Las Vegas Gladiators, 61-34. He is the third fastest coach to accomplish the feat, reaching the century mark in just 145 games.

A leader of one of the most dominating teams over the past decade, he guided the SaberCats to their ninth straight winning season and playoff appearance in 2008 after finishing the year with an 11-5 record - the eighth time in his 11 seasons the team has posted a double-digit regular season win total. The club also captured its third straight Western Division title and seventh under Arbet (eighth overall). He became only the second head coach in the history of the AFL to win three ArenaBowl titles after the SaberCats defeated the Columbus Destroyers, 55-33, on July 29, 2007.

Due to the franchise's success and winning acumen since being named head coach in 1999, Arbet has been elevated within the organization throughout his SaberCats career. He was named the team's player personnel director the following season, remaining in that capacity until taking over general manager duties prior to the 2006 campaign, before being named owner of the franchise in 2011.

After playing four years at defensive end for Sacramento State (1981-85), Arbet joined the recently formed Arena Football League in 1988, playing fullback/linebacker for the Los Angeles Cobras and continued in 1989 with Maryland Commandos. New to the league, he fell in love with the sport that would later become a lifelong career.

Before he could fully pursue the indoor game, his career was cut short due to a major wrist injury he had suffered while playing. Coaching seemed like the natural progression in his career, due to his passion for football.

Provided his first opportunity to coach, Arbet was given the assignment of coaching tight ends at his alma mater, while assisting with special teams and serving as the athletic department's academic advisor.

Some of the coaches that Arbet worked with during his time at Sacramento State included former San Francisco 49ers offensive coordinator Greg Knapp, now with the Oakland Raiders, the tight ends coach for the Denver Broncos, Clancy Barone as well as Robert Price, formerly of the Atlanta Falcons. Part of his success he credits to these men who gave him his first taste of coaching.

After getting his feet wet at Sacramento State, Arbet heard about an opening back where his playing career ended, the Arena Football League. He was hired to serve as an assistant to then defensive coordinator of the Albany Firebirds, Doug Kay, working with the fullbacks and linebackers while breaking down game film.

Receiving his first chance as a defensive assistant and special teams coordinator in 1995, Arbet never looked back. He was named head coach of the SaberCats in 1999 and immediately began to turn the SaberCats into one of

the most successful franchises the AFL has seen over the past 25 years.

Arbet has had the fortune of working with some of the greatest minds in Arena Football, including Terry Malley, Skip Foster and Jeff Jarrigan. He doesn't believe that he would be here without the assistance of these coaches who have enjoyed great success themselves as head coaches in the AFL.

In his continued effort to grow both as a coach and person, Arbet has taken part in the National Football League's Minority Internship Program. In 2004 Arbet was in the Atlanta Falcons' training camp, working as a special teams assistant and spent the 2003 offseason with the Pittsburgh Steelers' coaching staff for three weeks during their training camp.

Like many other players and coaches, Arbet has spent time in the broadcast booth. He recently served as a color analyst for Comcast Cable's coverage of high school and college football in the Bay Area delighting the viewing public with his keen insight and knowledge of the game. Arbet could also be heard on radio coverage of Sacramento State University football and was the radio analyst for national coverage of the 2004 Silicon Valley Football Classic.

Arbet, a native of Stockton, Calif., was inducted into that city's Black Sports Hall of Fame, alongside other football greats like Derek Kennard and Webster Slaughter.

Arbet attended Edison High School in his hometown of Stockton where he competed in both football and track. He is the father of two sons, Lamarr and Dominik, and resides in the Bay Area.



ALL-TIME REG. SEASON VICTORIES

COACH	YEARS	RECORD	PCT.
Tim Marcum	21	185-87	.680
Danny White	16	143-82	.636
Darren Arbet	13	139-65	.675
Mike Hohensee	18	137-115	.544
Mike Dailey	12	104-77	.575
Jay Gruden	9	82-54	.487
Michael Trigg	12	77-81	.726
Perry Moss	9	75-28-1	.726
John Gregory	12	76-67	.531
Ed Hodgkiss	7	57-53	.518

REG. SEASON WINNING PCT.

COACH	RECORD	PCT.
Perry Moss	75-28-1	.726
Tim Marcum	185-87	.680
Darren Arbet	139-65	.675
Will McClay	55-26-1	.671
Doug Plank	65-35	.650

MINIMUM 50 GAMES

ALL-TIME POSTSEASON VICTORIES

COACH	YEARS	RECORD	TITLES
Tim Marcum	21	27-12	7
Danny White	16	20-13	2
Darren Arbet	13	15-8	3
Mike Hohensee	18	12-12	1
Jay Gruden	9	11-7	2
Perry Moss	9	11-7	1
Mike Dailey	12	11-8	2
John Gregory	11	6-6	0
Bret Munsey	4	5-2	1
Pat Sperduto	6	5-4	0

POSTSEASON WINNING PCT.

COACH	RECORD	PCT.
Tim Marcum	27-12	.692
Darren Arbet	15-8	.652
Jay Gruden	11-7	.611
Perry Moss	11-7	.611
Danny White	20-13	.606

MINIMUM 15 GAMES



ARBET'S ALL-TIME COACHING RECORD

YEARS	TEAM	W-L	PCT.	W-L	PCT.	W-L	PCT.
1999	SAN JOSE	6-8	.429	-	-	6-8	.429
2000	SAN JOSE*	12-2	.857	1-1	.500	13-3	.813
2001	SAN JOSE	10-4	.714	1-1	.500	11-5	.688
2002	SAN JOSE#	13-1	.929	3-0	1.000	16-1	.941
2003	SAN JOSE	12-4	.750	1-1	.500	13-5	.722
2004	SAN JOSE#	11-5	.688	3-0	1.000	14-5	.737
2005	SAN JOSE	9-7	.563	0-1	.000	9-8	.529
2006	SAN JOSE	10-6	.625	1-1	.500	11-7	.611
2007	SAN JOSE#	13-3	.813	3-0	1.000	16-3	.842
2008	SAN JOSE	11-5	.688	2-1	.667	13-6	.684
2011	SAN JOSE	7-11	.389	-	-	7-11	.389
2012	SAN JOSE	12-6	.667	0-1	.000	12-7	.632
2013	SAN JOSE	13-5	.722	0-1	.000	13-6	.684
CAREER TOTALS		139-67	.675	15-8	.652	154-75	.673

ARBET'S BACKGROUND

YEARS	COACHING BACKGROUND	HEAD COACH
2011-Present	Owner/Head Coach, San Jose SaberCats	Darren Arbet
2006-08	General Manager/Head Coach, San Jose SaberCats	Darren Arbet
2000-05	Director of Player Personnel/Head Coach, San Jose SaberCats	Darren Arbet
1999-2000	Head Coach, San Jose SaberCats	Darren Arbet
1995-99	Defensive Assistant/Special Teams Coordinator, San Jose SaberCats	Todd Shell
1994	Defensive Assistant, Albany Firebirds	
1990-94	Tight Ends Coach, Sacramento State (NCAA)	

OMARR SMITH



ASSISTANT COACH/ OFFENSIVE COORDINATOR COACHING EXPERIENCE: 6TH YEAR (1ST WITH SAN JOSE)

Omarr Smith enters his sixth season coaching in Arena Football, and his first with the San Jose SaberCats. This will be his 14th season of overall Arena Football experience.

For the last three seasons, Smith had been the defensive coordinator for the Arizona Rattlers. Smith was the catalyst behind the defenses that surrendered the second least points per game in 2011, 2012 and 2013. In 2011 and 2013, Smith won his career fifth and sixth ArenaBowl Championships. He also was the defensive coordinator for the Arkansas Twisters (af2) in 2009.

As a player, Smith played nine seasons in the AFL, eight of them with the San Jose SaberCats. Smith was part of the championship SaberCats teams in 2002, 2004 and 2007, and also won the ArenaBowl in his only season away from the Bay Area (2003 with the Tampa Bay Storm).

In the 2002 ArenaBowl, Smith earned the Iron Man of the Game Award with four catches for 34 yards and two rushes for nine yards on offense, and a team high five solo tackles, a fumble recovery and an interception on defense. In the 2004 ArenaBowl, Smith once again led the SaberCats with a game high ten solo tackles. In 2007, Smith took home the Defensive Player of the Game award for ArenaBowl XXI, with nine solo tackles, two passes defensed and an interception.

During his career, Smith racked up 35 interceptions, 88 pass breakups and eight defensive touchdowns. He perhaps had his best season during 2008, his last as a player, when he notched 115 tackles (102 solo), broke up 13 passes, grabbed three interceptions and recovered three fumbles.

Smith played his college football at San Jose State University, where over his four year career picked off 13 passes for the Spartans.

YEARS

COACHING BACKGROUND

HEAD COACH

2014-Present	Assistant Coach/Offensive Coordinator, San Jose SaberCats
2010-2013	Defensive Coordinator, Arizona Rattlers
2009	Defensive Coordinator, Arkansas Twisters (af2)

Darren Arbet
Kevin Guy
Chris Siegfried

CEDRIC WALKER



DEFENSIVE COORDINATOR

COACHING EXPERIENCE: 5TH YEAR (3RD WITH SAN JOSE)

Walker enters his fifth year as a coach in the AFL and third with the SaberCats.

Last season was Walker's second year as the defensive coordinator for San Jose. His SaberCats defense finished second in total defense (255.5 yards/game), tied for third in turnovers forced (44), second in sacks (41) and was the best third down team in the league (35.5% conversions).

In his first season in San Jose, Walker presided over a record-setting defensive line, as the SaberCats set a new AFL single-season record for sacks as a team with 42 (breaking the Tampa Bay Storm's previous record of 41 from 2011). Defensive lineman Joe Sykes also set a single-season league and franchise record for sacks with 16.0. The team allowed the ninth fewest total yardage at 293.2 yards per game and they forced 42 turnovers.

Walker served his second season with the Milwaukee Mustangs in 2011, overseeing a defense that finished among the league leaders in numerous categories. Milwaukee ranked first in total defense (266.8 yards/game), fourth in scoring defense (48.2 points/game), second in pass defense (247.6 yards/game), second in takeaways (55) while finishing with 17 touchdowns scored.

In his first full season as a coordinator in the Arena Football League, Walker helped the Milwaukee Iron to an 11-5 record and a Midwest Division Title in 2010. His

defense finished second in the league with 25.5 sacks and fourth with 20 interceptions. Before making the jump to the AFL, Walker spent one season with the Green Bay Blizzard of arenafootball2 in the same capacity, with his defense registering the most sacks and the sixth fewest touchdowns allowed in 2009.

Walker's first head coaching stint in Arena Football came with the Tri-Cities Fever (2008) and Everett Hawks (2007) of af2. In his first season as a head coach of Everett the defense ranked third in the af2 and finished with an 8-8 record becoming the only expansion team to make an appearance in the playoffs. His first career opportunity at coordinator came with the Bakersfield Blitz of af2 in 2006 where he oversaw the second best defense in the league.

A ten-year veteran of the Arena Football League, Walker played for the Las Vegas Gladiators (2005), Austin Wranglers (2004-05), Chicago Rush (2001-03), Indiana Firebirds (2001), Arizona Rattlers (1997-2000) Orlando Predators (1996) and Charlotte Rage (1996). He finished his career with the seventh-most tackles in AFL history at 614.0 to go along with 85 passes defended, 23 interceptions and 10 forced fumbles.

Walker played collegiately at Stephen F. Austin State University where he was named an All-American for four consecutive seasons.

<u>YEARS</u>	<u>COACHING BACKGROUND</u>	<u>HEAD COACH</u>
2012-Present	Defensive Coordinator, San Jose SaberCats	Darren Arbet
2010-11	Defensive Coordinator, Milwaukee Mustangs (2009 - Milwaukee Iron)	Bob Landsee
2009	Defensive Coordinator, Green Bay Blizzard (af2)	
2008	Head Coach, Tri-City Fever (af2)	Cedric Walker
2007	Head Coach, Everett Hawks (af2)	Cedric Walker
2006	Defensive Coordinator, Bakersfield Blitz (af2)	

JEFF JARNIGAN



DEFENSIVE LINE/SPECIAL TEAMS COORDINATOR COACHING EXPERIENCE: 12TH YEAR (6TH WITH SAN JOSE)

Jeff Jarnigan enters his sixth season with the SaberCats in 2014.

In 2013, Jarnigan led a special team unit that produced 17.5 yards per return and found the end zone three times on kickoff returns. On the flip side, the SaberCats allowed the third least yards per game on returns at 41.4 net yards.

Jarnigan led an offensive line unit that produced an NFL opportunity for Rich Ranglin (Kansas City Chiefs) and allowed just 20 sacks in 2012, which tied for fifth best in the league. Ranglin and Manny Akah were also both recognized by the AFL with All-Arena selections following the season. On special teams, the SaberCats converted six successful onside kicks, which tied for the most in the league (Utah and Orlando).

Jarnigan led a defense in 2011 that finished the season ranked eighth in the league against the run, surrendering just 21.8 yards per contest. Also, they finished sixth in holding opponents on third down at a 43.9% clip. On special teams, San Jose ranked fourth in the league on field goal returns (17.6 yards per return on eight returns) and eighth in kickoff returns (17.7 yards per return).

In his first season as a coordinator with the SaberCats in 2008, Jarnigan led a defense that finished in the top five in redzone defense (76.8%), interceptions (22), turnover margin (+12) and sacks (30). San Jose had four players named to the All-Arena team under Jarnigan; including linebackers Steve Watson and Clevan Thomas, defensive back Marquis Floyd and kicker A.J. Haglund.

Jarnigan served as the special teams/defensive line coach in his first year with San Jose and made an immediate impact with the player groupings he oversaw. Jarnigan resurrected a special teams unit that finished near the bottom of the league in every statistical category in 2006 and was an essential element to the SaberCats championship conquest in 2007. Under Jarnigan's guidance, San Jose's special teams finished with the second-best kickoff coverage in the AFL after giving up only 16.6 yards per return and two touchdowns, opposed to the 18.5 yards per return and seven touchdowns in 2006.

The defensive phase of special teams wasn't the only side that transformed in 2007. After returning the only kickoff for a touchdown in 2006, Jarnigan helped his players boost that total to seven touchdowns in 2007 - tying the most in the AFL, while also equalling a team record set in 2003 and 2005. His kickoff return men proved to be the top tandem in the league after rookie Trestin George averaged 23.6 yards per return and Rodney Wright racked up another 22.9 yards per return.

Perhaps one of the most vital parts of special teams in the AFL is the kicking unit. Jarnigan is credited for bringing in All-AFL kicker A.J. Haglund who set league records for extra points made (128) and posted the third highest kick scoring total in AFL history with 158, topping his total with a 179 point effort in 2008. Haglund, who played for

Jarnigan in arenafootball2, improved on the team's 2006 point-after-try conversion percentage (.853) that was the 15th best in the league to second in 2007, hitting at a .928 clip.

Jarnigan also managed the SaberCats defensive line in 2007. His core group made up of Ron Jones, George Williams and Alan Harper combined for 19.0 sacks which was good for fourth-best in the league.

Jarnigan holds 22 years of football coaching experience under his belt, both professionally and in the collegiate ranks, including seven years in the indoor game. Prior to joining the SaberCats, Jarnigan spent the previous two seasons as head coach of af2's Oklahoma City Yard Dawgz. His previous experience in the AFL comes from a one-year stint with the Austin Wranglers in 2004, the team's inaugural season.

As the defensive coordinator in Austin, Jarnigan's unit held opposing teams to fewer than 40 points in a game five times and ranked third in both sacks and opponents third down conversion rate. The team finished with a record of 8-8.

After his success with the Wranglers, Jarnigan was offered the head coaching position with the Yard Dawgz by co-owners Barry Switzer and Jeff Lund.

In Oklahoma City's second year as an expansion franchise, Jarnigan led the team to a 10-6 record and its second berth in the af2's playoffs. The team finished in a tie for first place in the Midwest Division with an 11-5 record in his first year.

Prior to joining the Wranglers, Jarnigan was the defensive coordinator/defensive backs coach for the af2's Tulsa Talons for three seasons (2001-03). He enjoyed a composite record of 44-10 (.814) while on the staff and captured two National Conference championships. The Talons won the ArenaCup in 2003.

Jarnigan's extensive coaching experience began at Fort Hays State University (Kan.) as an offensive line coach in 1988. he transitioned to an assistant coaching position at Bethel College (Kan.) from 1989-92.

Jarnigan relocated to Sioux City, Iowa where he spent time as the defensive line coach for Morningside College (1993-94). Jarnigan's longest coaching tenure occurred when he was the offensive line coach at Carleton College (Minn.) from 1995-99. His other head coaching experience came when he was with the Minnesota Purple Rage (2000) of the Indoor Football league.

As a player, Jarnigan was an all-conference offensive lineman and three-year starter at Southwestern College in Winfield, Kan. In 1984, he helped the team finish the season ranked third in the nation after being defeated by eventual NAIA champion Northwestern in a semi-final playoff game.

An Oklahoma native and graduate of Midwest City High School, Coach Jarnigan and his wife Liz have three children; Mary, Jack and Emily.

YEARS	COACHING BACKGROUND	HEAD COACH
2012-Present	Offensive Line Coach/Special Teams Coordinator, San Jose SaberCats	Darren Arbet
2008-2011	Defensive/Special Teams Coordinator, San Jose SaberCats	Darren Arbet
2007	Special Teams/Defensive Line Coach, San Jose SaberCats	Darren Arbet
2005-06	Head Coach, Oklahoma City Yard Dawgz (af2)	Jeff Jarnigan
2004	Defensive Coordinator, Austin Wranglers	Skip Foster
2001-03	Defensive Coordinator/Defensive Backs Coach, Tulsa Talons (af2)	Skip Foster
2000	Head Coach, Minnesota Purple Rage (IFL)	Jeff Jarnigan
1995-99	Offensive Line Coach, Carleton College	
1993-94	Defensive Line Coach, Morningside College	
1989-92	Assistant Coach, Bethel	
1988	Offensive Line Coach, Fort Hays State University	

JASPER HARVEY



OFFENSIVE LINE COORDINATOR

COACHING EXPERIENCE: 3RD YEAR (3RD WITH SAN JOSE)

Jasper Harvey enters his third season as an Arena Football League coach, all with the SaberCats organization.

In 2013, Harvey helped an offensive line that allowed only 20 sacks, fifth best in the AFL. Under his guidance, offensive linemen Rich Ranglin (First-Team) and George Bussey earned All-Arena honors.

In 2011, Harvey helped an offensive line that was the fifth best in protecting the quarterback with only 23 sacks allowed, good for fifth in the AFL. He also helped the O-line

pave the way for 41 rushing touchdowns, good for third in the league.

Harvey spent the 2012 season on the active roster for the SaberCats, registering two catches for 18 yards and a score. He also played in 2008 for the Orlando Predators. Harvey also spent stints with the Redskins, Eagles and Cardinals of the National Football League.

Harvey also played collegiately where he played three seasons for the San Diego State Aztecs.

YEARS

2011, 2013-Present

COACHING BACKGROUND

Offensive Line Coach, San Jose SaberCats

HEAD COACH

Darren Arbet

FOOTBALL OPERATIONS SUPPORT STAFF



Head Athletic Trainer
Luke Willson



Athletic Perf. Manager
Greg Marshall



Equipment Manager
Martin Lopez



Player Personnel Manager
Daniel Frazer



Director of Video Operations
Willy Peterson

SABERCATS ALL-TIME COACHING STAFF

HEAD COACHES	ASSISTANT COACHES	ASSISTANT COACHES
Arbet, Darren (1999-Present) 139-67 (.670) Regular Season 15-8 (.681) Postseason 154-75 (.673) Overall Shell, Todd (1995-98) 29-25 (.537) Regular Season 0-3 (.000) Postseason 29-28 (.509) Overall	Arbet, Darren (1995-98) Baker, Sharon (2006) Chachere, Derrick (2006) Church, Mike (2000, 2002-05) Connor, Carlton (2001-03) DeMonner, Ron (1997-98) Foster, Skip (2011) Guidici, Fred (1996-98) Guy, Kevin (2006-07) Harvey, Jasper (2011, 2013-Present) Holmes, Artie (1999) Hudson, Gordon (1995-97) Jarnigan Jeff (2007-08, 2011-Present) Justvig, Harry (1999) Kaanapu, Mark (2000)	Laveroni, Bill (1995) Locklin, Kerry (2012) Malley, Terry (1999-2008) Marshall, Greg (2010, 2013-Present) Mayfield, Corey (2013) Patrone, Lou (2008) Pearce, Tyrone (2011) Porras, Tom (1995) Ross, Anthony (2000, 2002-05) Sacks, Barry (2001) Smith, Omarr (2014-Present) Stephens, Fred (1996-2008, 2012) Tripp, Bill (1999, 2001-05) Walker, Cedric (2012-Present) Walsh, Jim (1998)





R
RUSSELL
Net to
Quality
AFL

SABERCATS

12

AFL

R
RUSSELL

PLAYERS

2014 Roster

NUMERICAL ROSTER								
NO.	PLAYER	POS	HT	WT	Birthdate	EXP	COLLEGE	HOMETOWN
1	Gray, Reggie	WR	5-10	185	04/24/84	3	Western Illinois	Chicago, Ill
3	Hyland, David	DB	6-0	200	05/30/87	3	Morehead State	Woodstock, GA
4	Perfuit, Nich	K	5-11	195	04/07/83	3	UIW (San Antonio)	Billings, Mont.
5	Fontenette, Ken	DB	5-11	200	01/14/86	3	Houston	Pflugerville, Tex.
7	Willis, Jason	WR	6-1	200	07/26/80	6	Oregon	Los Angeles, Calif.
8	Thomas, Clevan	DB	5-10	195	04/06/79	8	Florida State	Miami, Fla.
10	Stanley, Nathan	QB	6-5	215	01/24/89	0	Southeastern Louisiana	Tahlequah, OK
11	Williams, Jarvis	WR	6-4	225	10/13/872	2	N.C. State	Orlando, Fla.
12	Michna, Russ	QB	6-2	220	02/03/81	6	Western Illinois	Elk Grove Village, Ill
13	Harper, Rod	WR	6-1	205	03/26/85	1	Murray State	Bradenton, Fla
17	Whittaker, Huey	WR	6-5	225	06/19/81	7	South Florida	Hernando Cty, Fla.
18	Curry, Dominique	WR	6-3	230	08/16/87	0	California Univ. (PA)	Philadelphia, PA
21	Castille, Simeon	DB	6-0	190	10/12/85	2	Alabama	Birmingham, Ala.
23	Carter, Terrance	DL	6-4	275	09/08/82	4	Colorado State	Topeka, KS.
24	Okoro, Kenny	DB	6-1	190	10/18/89	0	Wake Forest	Greensboro, N.C.
34	Payne, JJ	FB	5-11	270	07/28/85	4	Western Illinois	Davenport, Ill
36	Vasquez, Luis	DL	6-3	265	04/23/86	4	Arizona State	Gales Ferry, CT
45	Steiner, Derik	FB	6-1	305	02/23/87	2	Morehead State	Franklin, OH
54	Griffin, Paul	DL	6-1	290	10/12/85	5	Florida State	Pensacola, Fla
57	Mace, Keenan	DL	6-3	3-5	06/10/89	2	Lindenwood	St. Louis, MO
63	McKnight, Zach	OL	6-4	310	12/01/89	1	Arkansas State	Salyer, Calif.
64	Ranglin, Rich	OL	6-3	315	09/27/84	4	Central Connecticut St.	Yonkers, N.Y.
68	Bussey, George	OL	6-4	310	10/24/85	3	Louisville	Louisville, Ky.
69	Godfrey, Dennis	OL	6-3	325	11/10/87	1	Wake Forest	Sanford, N.C.
70	Mudge, Jordan	OL	6-4	320	08/08/89	1	Nevada	Fresno, Calif.
76	Feinga, Ray	OL	6-5	320	05/08/86	0	BYU	West Valley City, Utah
78	Nady, Jeff	OL	6-7	315	02/15/90	0	Nevada	Linden, Nev.
90	Williams, Jerome	DL	6-2	270	08/30/90	0	Connecticut	Burlington, N.J.
98	Make, Francis	LB	6-2	250	05/10/85	3	Hawaii	San Mateo, Calif.
99	Stewart, Jason	OL	6-0	315	11/14/80	5	Fresno State	Bakersfield, Calif.
	Schiechl, Marc	DL	6-3	270	11/30/87	2	Colorado Mines	Lakewood, CO

ALPHABETICAL ROSTER								
NO.	PLAYER	POS	HT	WT	Birthdate	EXP	COLLEGE	HOMETOWN
68	Bussey, George	OL	6-4	310	10/24/85	3	Louisville	Louisville, Ky.
23	Carter, Terrance	DL	6-4	275	09/08/82	4	Colorado State	Topeka, KS
21	Castille, Simeon	DB	6-0	190	10/12/85	2	Alabama	Birmingham, Ala
18	Curry, Dominique	WR/LB	6-3	230	08/16/87	0	California Univ. (PA)	Philadelphia, PA
76	Feinga, Ray	OL	6-5	320	05/08/86	0	BYU	West Valley City, Utah
5	Fontenette, Ken	DB	5-11	200	01/14/86	3	Houston	Pflugerville, Tex.
69	Godfrey, Dennis	OL	6-3	325	11/10/87	1	Wake Forest	Sanford, N.C.
1	Gray, Reggie	WR	5-10	185	04/24/84	3	Western Illinois	Chicago, Ill
54	Griffin, Paul	DL	6-1	290	10/12/85	5	Florida State	Pensacola, Fla
13	Harper, Rod	WR	6-1	205	03/26/85	1	Murray State	Bradenton, Fla
3	Hyland, David	DB	6-0	200	05/30/87	3	Morehead State	Woodstock, GA
57	Mace, Keenan	DL	6-3	3-5	06/10/89	2	Lindenwood	St. Louis, MO
98	Make, Francis	LB	6-2	250	05/10/85	3	Hawaii	Fountain Valley, Calif.
63	McKnight, Zach	OL	6-4	310	12/01/89	1	Arkansas State	Salyer, Calif.
12	Michna, Russ	QB	6-2	220	02/03/81	6	Western Illinois	Elk Grove Village, Ill.
70	Mudge, Jordan	OL	6-4	320	08/08/89	1	Nevada	Fresno, Calif.
78	Nady, Jeff	OL	6-7	315	2/15/90	0	Nevada	Linden, Nev.
24	Okoro, Kenny	DB	6-1	190	10/18/89	0	Wake Forest	Greensboro, N.C.
34	Payne, JJ	FB	5-11	270	07/28/85	4	Western Illinois	Davenport, Ill
3	Perfuit, Nich	K	5-11	195	04/07/83	3	UIW (San Antonio)	Billings, Mont.
64	Ranglin, Rich	OL	6-3	315	09/27/84	4	Central Connecticut	Yonkers, N.Y.
	Schiechl, Marc	DL	6-3	270	11/30/87	2	Colorado Mines	Lakewood, CO
10	Stanley, Nathan	QB	6-5	215	01/24/89	0	Southeastern Louisiana	Tahlequah, OK
45	Steiner, Derik	FB	6-1	305	02/23/87	2	Morehead State	Franklin, OH
99	Stewart, Jason	OL	6-0	315	11/14/80	5	Fresno State	Bakersfield, Calif.
8	Thomas, Clevan	DB	5-10	195	04/06/79	8	Florida State	Miami, Fla.
36	Vasquez, Luis	DL	6-3	265	04/23/86	4	Arizona State	Gales Ferry, CT
17	Whittaker, Huey	WR	6-5	225	06/19/81	7	South Florida	Hernando Cty, Fla.
15	Williams, Jarvis	WR	6-4	225	10/13/87	2	N.C. State	Orlando, Fla
90	Williams, Jerome	DL	6-2	270	08/30/90	0	Connecticut	Burlington, N.J.
7	Willis, Jason	WR	6-1	200	07/26/80	6	Oregon	Los Angeles, Calif.

Owner/Head Coach: Darren Arbet (17th Season with San Jose, 18th overall)

Assistant Coach/Offensive Coordinator: Omar Smith

Defensive Coordinator: Cedric Walker

Defensive Line/Special Teams Coordinator: Jeff Jarnigan

Offensive Line Coach: Jasper Harvey

Head Athletic Trainer: Luke Willson

Athletic Performance Manager: Greg Marshall

Equipment Manager: Martin Lopez

Player Personnel Manager: Daniel Frazer

GEORGE BUSSEY

OL #68



6-4, 310 LBS
LOUISVILLE
4TH YEAR (2ND W/ SJ)

10/24/85 LOUISVILLE, KY
LAST TEAM: TAMPA BAY STORM (AFL)
ASSIGNED AS A FREE AGENT IN 2012

2013 AFL: Assigned to the SaberCats in Nov. 2012 ... Made his SaberCats debut on 3/23 @ SA and started on the offensive line ... Started on the offensive line vs. ORL on 3/29 ... Made third start of the season @ARI on 4/6 ... Started on 4/19 vs. SPO, on 4/27 @ NO, vs. CLE on 5/4, on 5/10 vs. TB, @ JAC on 5/18, on 5/25 vs. UTAH, @ SPO on 6/1, 6/8 vs. PIT, @ IOWA on 6/15, vs. ARI on 6/22, @ UTAH on 6/29, 7/6 vs. SA, @ PIT on 7/13, 7/20 vs. PHI and vs. CHI on 7/27.

AFL debut on 6/4 @ GEO ... Caught one pass for seven yards on 6/11 vs. PIT ... DNP on 6/17 vs. ORL, @ JAC on 6/25, on 7/1 vs. NO, @ TUL on 7/9, vs. GEO on 7/16 or on 7/23 vs. SJ.

Other Professional Experience: 2009-10: NFL: Fifth round pick of the New England Patriots (170th overall) in 2009 and spent two seasons with the franchise.

2012 AFL: Appeared in 12 games, all starts, for the Tampa Bay Storm ... Earned Second Team All-Arena honors as an offensive lineman ... In addition to being an anchor along the line, Bussey also caught four passes for 49 yards ... DNP on 3/10 @ CHI or 3/16 vs. GEO ... Started along the offensive line on 3/30 vs. JAC and caught one pass for 14 yards ... Started 4/6 @ NO, vs. CLE on 4/13, on 4/20 @ PHI, vs. KC on 4/30 and 5/5 vs. ORL ... DNP on 5/12 @ GEO or 5/19 @ CLE ... Started vs. MIL on 5/26 and caught one pass for five yards ... Started on 6/2 @ JAC ... DNP on 6/15 @ ORL ... Started on the offensive line vs. SA on 6/23 ... Made one reception for 23 yards on 6/29 vs. PHI ... Caught one pass for seven yards on 7/7 @ PIT ... Started on 7/14 vs. NO ... DNP @ SPO on 7/21.

College: 2008: Was on the Outland Trophy Watch List prior to his senior season ... 2007: Started all 12 games at tackle ... Earned second team All-Big East accolades ... Allowed two sacks all season ... 2006: Started all 13 games ... Played at both tackle and guard ... Earned first team All-Big East accolades ... Did not surrender a sack all season ... Contributed to the Cardinals ranking second in the nation in total offense ... Helped the Cardinals average over 188.0 yards on the ground ... 2005: Appeared in all 12 games on the offensive line and special teams ... 2004: Walk on who eventually earned a scholarship ... Redshirted his freshman season.

2011 AFL: Signed with the Tampa Bay Storm in May ... Started both games he appeared in as a rookie ... Caught one pass for seven yards ... DNP on 3/11 @ NO, 3/17 @ UTAH, vs. CLE on 3/27, 4/1 vs. JAC, on 4/15 @ PHI, vs. DAL on 4/23, @ MIL on 4/30, on 5/6 @ ORL, vs. KC on 5/13 and @ SPO on 5/20 ... Made

Personal: Parents are Ruthie and Carlos Grigsby ... Starred at Western (Louisville, Ky.) high school, where he was a three-year starter on their offensive line ... Was a Jefferson County All-Star ... Voted Best Offensive Lineman during both his junior and senior seasons ... Majored in Communications at Louisville.

BUSSEY'S CAREER AFL STATISTICS

RECEIVING

YEAR	TEAM	GP	No	YDS	AVG	TD	LG
2013	SJ	18	0	0	0	0	0
2012	TB	12	4	49	12.2	0	23
2011	TB	2	1	7	7.0	0	7
TOTALS		32	5	56	11.2	0	23

AFL AWARDS

All-Arena Second-Team (2012, 2013)

BUSSEY'S CAREER HIGHS

Games Played in a Season: 18 (Started Every Game in 2013)
Receptions in a game: 1 Five Times: Last: @ PIT (7/7/12)

Receiving Yards in a Game: 23 vs. PHI (6/29/12)

TERRANCE CARTER

DL #23



6-4, 275 LBS
COLORADO STATE
5TH YEAR (2ND W/ SJ)

09/08/82 TOPEKA, KAN.
LAST TEAM: ORLANDO PREDATORS (AFL)
ACQUIRED IN A TRADE IN 2013

2013: Began season with the Orlando Predators and appeared in three games ... Acquired by the SaberCats on 4/13 ... Made his 2013 debut for the Predators on 3/24 @ NO, but did not record any statistics ... Recorded a sack on 3/29 @ SJ ... Recorded two total tackles (one solo) vs. PHI on 4/6 ... Made his SaberCats debut vs. SPO on 4/9, but did not record any statistics ... Notched one-and-a-half-tackles, a sack and a blocked kick @ NO on 4/27 ... Made one-and-a-half-tackles, recorded a sack and blocked an extra point vs. CLE on 5/4 ... Recorded a half sack vs. TB on 5/10 ... Made one tackle @ JAC on 5/18 ... Posted a sack on 5/25 vs. UTAH ... Started on 6/1 @ SPO ... Registered a quarterback hit on 6/8 vs. PIT ... Made one assisted tackle and a quarterback hit on 6/15 @ IOWA ... Notched two tackles and a sack resulting in a safety vs. ARI on 6/22 ... Posted four tackles and one sack on 6/29 @ UTAH ... Made one assisted tackle on 7/6 vs. SA ... Notched one tackle, a forced fumble, a pass break up and a sack @ PIT on 7/13 ... DNP vs. PHI on 7/20 or 7/27 vs. CHI.

2012: AFL: Appeared in 17 games for the Orlando Predators ... Recorded 14 total tackles (ten solo) with six-and-a-half sacks, three forced fumbles and one recovery ... DNP in the season opener vs. PIT on 3/9 ... Made his 2012 debut @ CHI on 3/22 with three-and-a-half total tackles and two sacks ... Started but did not record any statistics on 3/29 vs. SA ... Recorded a pass breakup on 4/8 @ CLE ... Posted a half tackle @ PIT on 4/14 ... Notched a half tackle and forced a fumble vs. GEO ... Recovered a fumble vs. PHI on 4/28 ... Recorded a half tackle on 5/5 @ TB ... Made one tackle on 5/18 @ NO ... Posted three-and-a-half tackles and one-and-a-half sacks vs. JAC on 5/25 ... Started but did not record any statistics on 6/2 @ PHI ... Broke up one pass @ SJ on 6/8 ... Posted a sack on 6/15 vs. TB ... Had a sack and forced a fumble vs. NO on 6/22 ... Made a half tackle @ GEO on 7/1 ... Started but did not record any statistics on 7/6 vs. CLE ... Recorded two-and-a-half tackles, a sack and forced a fumble @ JAC on 7/14 ... Started but did not record any statistics vs. MIL on 7/22 in the regular season finale.

2011: AFL: Appeared in all 18 games for the Pittsburgh Power ... Recorded 26.5 total tackles (21 solo) with five sacks and two forced fumbles ... Made his Power debut on 3/11 vs. PHI with two tackles, one of which was for a loss and a sack ... Posted three tackles vs. IOWA on 3/19 ... Made two-and-a-half tackles on 3/28 @ MIL ... Recorded one-and-a-half tackles vs. TUL on 4/2 ... Started but did not record any statistics on 4/16 vs. JAC ... Had one sack and forced a fumble @ NO on 4/21 ... Finished with a sack on 4/28 @ GEO ... Posted a half tackle vs. SPO on 5/7 ... Recorded three tackles on 5/14 vs. SJ ... Notched one-and-a-half tackles @ DAL on 5/28 ... Posted one-and-a-half total tackles and a sack vs. CLE on 6/4 ... Started but did not record any statistics on 6/11 @ TB ... Finished with a half tackle @ UTAH on 6/18 ... Had one tackle, forced a fumble and blocked a kick on 6/25 vs. MIL ... Made one-and-a-half tackles @ ORL on 7/1 ... Recorded two total tackles, one half of which was for a loss on 7/10 vs. ARI ... Had one tackle @ CLE on 7/15 ... Posted three tackles and had a sack @ PHI on 7/22.

2010: AFL: Appeared in 11 games for the Tulsa Talons as a rookie ... Finished his season with 14.5 total tackles (12 solo), four-and-a-half sacks, three forced fumbles and one recovery ... DNP vs. TB on 4/3 ... Made his AFL debut on 4/10 vs. DAL with two-and-a-half tackles and a forced fumble ... Posted a half tackle on 4/23 @ ARI ... Started but did not record any statistics on 5/1 @ JAC ... Had three total tackles (two solo) and forced a fumble vs. ALA on 5/8 ... DNP on 5/15 @ CLE ... Finished with one tackle vs. OKC on 5/22 ... Started but did not record any statistics @ BOS on 5/29 ... DNP on 6/5 vs. ORL ... Recorded a tackle @ DAL on 6/11 ... Posted a half tackle on 6/18 @ SPO ... DNP on 6/26 vs. CLE ... Finished with three tackles, one of which was for a loss vs. BOS on 7/10 ... Had one tackle and a fumble recovery @ ALA on 7/17 ... DNP on 7/24 vs. ARI ... Posted two tackles and forced a fumble on 7/30 @ OKC.

Other Professional Experience: 2007-09: af2: Spent three seasons with the Tulsa Talons of arena football 2.

College: Played for four years at Colorado State ... Posted 46 total tackles and six sacks in 34 appearances during his collegiate career ... Had his most productive season in his senior campaign ... Finished with 23 total tackles (13 solo) with two sacks and one forced fumble.

CARTER'S CAREER AFL STATISTICS

YEAR	TEAM	GP	UT	AT	TACKLES			MISC.			FF
					TOT	TFL	SCK	INT	FR		
2013	ORL/SJ	15	13	8	17.0	8.5	7.5	0	0	1	
2012	ORL	17	10	8	14.0	7.0	6.5	0	1	3	
2011	PIT	18	21	11	26.5	8.5	5.0	0	0	2	
2010	TUL	11	12	5	14.5	4.5	4.5	0	1	3	
TOTALS		61	56	32	72.0	29.5	23.5	0	2	9	

CARTER'S CAREER HIGHS (SINGLE GAME)

Tackles: 4.0 @ UTAH 6/29/13
Sacks: 2.0 @ CHI 3/22/12
Tackles for Loss: 2.0 (Twice: Last - vs JAC 5/25/12)

Fumble Recovery: 1 (Twice: Last - @ PHI 6/2/12)
Forced Fumbles: 1 (Nine Times: Last - @ PIT 7/13/13)

SIMEON CASTILLE

DB #21



6-1, 190 LBS
ALABAMA
3RD YEAR (1ST W/ SJ)

10/12/85 BIRMINGHAM, ALA
LAST TEAM: ORLANDO PREDATORS (AFL)
ACQUIRED IN A TRADE IN FEB. 2014

2013 AFL: Appeared in nine games for the Orlando Predators, starting eight ... finished second on the team with 11 pass breakups ... registered three-and-a-half tackles (two solo) and an interception on 3/24 @ NOV ... picked off a pass and notched five tackles (three solo) @ SJ on 3/29 ... picked up two-and-a-half tackles (two solo) vs. PHI on 4/6 ... notched two tackles (one solo) on 4/20 vs. TB ... registered four tackles (three solo) on 5/4 @ PIT ... picked up six-and-a-half tackles (six solo) @ TB on 6/8 ... notched six solo tackles on 6/15 vs. CLE ... picked up four solo tackles on 7/6 vs. ARI ... registered five solo tackles vs. IOWA on 7/13.

Other Professional Experience: 2010-2011 NFL: Spent time on the practice squad of the Minnesota Vikings ... 2011-UFL: Won a United Football League Championship with the Virginia Destroyers ... 2010: Played for the Florida Tuskers of the UFL ... 2009: NFL: Appeared in one game as a member of the San Diego Chargers ... 2008: Signed with the Cincinnati Bengals of the NFL as an undrafted free agent ... appeared in eight games, recording six tackles (five solo) and a pass defended.

College: Started 29-of-48 games for the Alabama Crimson Tide ... finished his college career with 176 tackles and 12 interceptions ... earned First-Team All-SEC honors as a junior and senior.

2012 AFL: Appeared in all 18 games for the Predators, starting the last 17 ... led the team with 108.5 tackles (fifth in AFL) and 29 passes defended (tied-fifth in AFL) ... tied for the team lead with seven interceptions ... notched five solo tackles on 3/9 vs. PIT ... recovered a fumble along with four solo tackles @ CHI on 3/22 ... recorded three tackles (two solo) on 3/29 vs. SAT ... picked up seven tackles (six solo) @ CLE on 4/8 ... notched five tackles (four solo) on 4/14 @ PIT ... recorded eight-and-a-half tackles (five solo) vs. GA on 4/20 ... notched nine tackles (eight solo) on 4/28 vs. PHI ... recorded an interception and seven solo tackles @ TB on 5/5 ... picked up four solo tackles on 5/18 @ NOV ... notched six-and-a-half tackles (five solo) vs. JAC on 5/25 ... made five-and-a-half tackles (five solo) on 6/2 @ PHI ... picked off two passes and recorded six-and-a-half tackles (six solo) @ SJ on 6/8 ... notched two interceptions, forced a fumble and made four tackles (two solo) on 6/15 vs. TB ... registered six-and-a-half tackles (four solo) vs. NOV on 6/22 ... made one solo tackle on 7/1 @ GA ... recorded a season high 11 tackles (nine solo) vs. CLE on 7/6 ... made five tackles (four solo) on 7/14 @ JAC ... recorded two interceptions and ten tackles (nine solo) vs. MIL on 7/22. Games: 18. Tackles: 108.5 (90 solo) PD: 29. INT: 7. FF: 1. FR: 1.

CASTILLE'S CAREER AFL STATISTICS

YEAR	TEAM	GP	UT	TACKLES				MISC.			
				AT	TOT	TFL	SCK	INT	FR	FF	
2013	ORL	9	32	13	38.5	0.0	0.0	2	0	0	
2012	ORL	18	90	37	108.0	0.0	0.0	7	1	0	
TOTALS		27	122	50	147.5	0.0	0.0	9	1	0	

CASTILLE'S CAREER HIGHS (SINGLE GAME)

Tackles: 11 vs. CLE 7/6/12
Solo Tackles: 9 (Twice: Last - vs. MIL 7/22/12)

Interceptions: 2 (Three Times: Last - vs. MIL 7/22/12)
Fumble Recoveries: 1 @ CHI 3/22/12

DOMINIQUE CURRY

WR/LB #18



6-3, 230 LBS
CALIFORNIA (PENNSYLVANIA)
1ST YEAR (1ST W/ SJ)

08/16/87 PHILADELPHIA, PA
LAST TEAM: CAROLINA PANTHERS (NFL)
ASSIGNED AS A FREE AGENT IN 2013

Other Professional Experience: NFL: 2013: Signed with the Carolina Panthers of the National Football League .2012: Signed with the Detroit Lions of the NFL .2011: Was active for all 16 games with the St. Louis Rams, but did not catch a pass .2010: Signed as an undrafted free agent with the St. Louis Rams .appeared in two games with the Rams, blocking a punt in Week 3 before suffering a season ending knee injury.

College: Played his final college season at California University of Pennsylvania after spending his first three seasons at Cheyney University .In his one season at California University, he recorded 13 tackles along with two block kicks on special teams in addition to four catches for 100 yards and a touchdown at wide receiver .In his three years with Cheyney, Curry caught 134 passes for 2,002 yards and 14 touchdowns . was named a All-Pennsylvania State Athletic Conference East selection three times in addition PSAC Rookie of the Year for 2006.

RAY FEINGA



OL #76

6-5, 320 LBS
BYU
1ST YEAR (1ST W/ SJ)

05/08/86 WEST VALLEY CITY, UTAH
LAST TEAM: MIAMI DOLPHINS (NFL)
ASSIGNED AS A FREE AGENT IN 2013



Other Professional Experience: NFL: 2012: Re-signed with the Miami Dolphins of the National Football League ... 2011: Spent the season on the Dolphins practice squad ... 2010: spent the year on the practice squad for Miami ... 2009: Signed with the Miami Dolphins and was placed on the practice squad ... signed with the San Diego Chargers, but was released during final cuts in September ... signed as an undrafted free agent with the St. Louis Rams of the NFL

College: Played collegiately for BYU ... 2008: Named to the All-Midwest Conference First Team ... started all 13 games at left guard for the Cougars ... 2007: Names a first team All-MWC selection ... earned SI.com second team All-American honors ... started 12 of 13 games for BYU, and did not allow a sack the entire season ... 2006: saw action in all 13 games as a sophomore, including ten starts at left guard ... was part of an offensive line that only allowed nine sacks all season ... 2005: as a freshman, he appeared in eight games ... 2004: redshirted and did not see any game action.

KEN FONTENETTE

DB #5



5-11, 200 LBS
HOUSTON
4TH YEAR (2ND W/ SJ)

01/14/86 PFLUGERVILLE, TX
LAST TEAM: SAN ANTONIO TALONS (AFL)
ASSIGNED AS A FREE AGENT IN 2012

2013: Assigned to the SaberCats in Nov. 2012 ... DNP on 3/23 @ SA, vs. ORL on 3/29 @ ARI on 4/6 ... Made his SaberCats debut on 4/19 vs. SPO and had seven tackles (all solo) ... Recorded four tackles (all solo) and three pass breakups on 4/27 @ NO ... Led the team with ten total tackles (nine solo) vs. CLE on 5/4 ... Led the team in tackles with nine (all solo) and posted the first two interceptions of his SaberCats career, returning the second one 36 yards for a score on 5/10 vs. TB ... Made seven tackles @ JAC on 5/18 ... Led the team in tackles with nine-and-a-half (nine solo) and had the key pass breakup to seal the victory late in the fourth quarter on 5/25 vs. UTAH ... Notched one tackle and one pass breakup @ SPO on 6/1 ... Made three-and-a-half tackles (three solo) and two pass breakups on 6/8 vs. PIT ... Notched ten tackles (nine solo) and two pass breakups @ IOWA on 6/15 ... Earned Riddell Defensive Player of the Game honors by making eight-and-a-half tackles (eight solo), and recovered a fumble, made a tackle for loss and grabbed an interception (the AFL Highlight of the game) vs. ARI on 6/22 ... Recorded four-and-a-half tackles (three solo), a pass breakup and a fumble recovery @ UTAH on 6/29 ... Led the team with nine tackles (eight solo) on 7/6 vs. SA ... Broke up three passes and added six-and-a-half tackles (six solo) in the win @ PIT on 7/13 ... Registered six tackles, all of which were solo, and three pass breakups on 7/20 vs. PHI ... Broke the 100 tackle barrier for the season with ten-and-a-half tackles (eight solo) and two pass breakups vs. CHI on 7/27.

AFL 2012: Appeared in 16 games for the Central Division Champion San Antonio Talons ... Posted 94 total tackles (83 solo), had six interceptions and forced one fumble ... Made his Talons debut with five tackles and an interception on 3/10 vs. UTAH ... Posted four tackles, one interception and forced a fumble vs. SPO on 3/17 ... Recorded four-and-a-half tackles and had an interception for the third consecutive game on 3/29 @ ORL ... Notched five-and-a-half tackles and posted his fourth interception on the season 4/6 @ SJ ... Recorded six tackles on 4/13 vs. NO ... Posted one-and-a-half tackles @ ARI on 4/22 ... Led the team in tackles with nine, including one for a loss on 4/28 vs. CHI ... DNP on 5/5 @ KC ... Made nine tackles and broke up three passes upon returning to the lineup vs. PIT on 5/12 ... Recorded six-and-a-half tackles and broke up four passes vs. SJ on 5/19 ... Posted a team-high eight-and-a-half tackles (seven solo) on 5/26 @ UTAH ... Led the team with eight-and-a-half tackles (seven solo) @ NO on 6/9 ... Made seven tackles on 6/16 vs. IOWA ... Did not record any statistics on 6/23 @ TB ... DNP vs. KC on 6/30 ... Led the team in tackles with nine (eight solo) and also had an interception @ CHI on 7/8 ... Made three tackles and intercepted a pass for the second consecutive game on 7/13 vs. ARI ... Led the team in tackles with seven-and-a-half in the regular season finale @ IOWA on 7/21 ... Playoffs: Made seven-and-a-half tackles and an interception in the Talons' first round loss vs. UTAH on 7/27.

AFL 2011: Made 14 appearances (13 starts) as a rookie for the Kansas City Command ... Finished the season as the Command's leading tackler, with 110 total tackles (102 solo) ... Posted three interceptions, recovered three fumbles and forced another ... Made his AFL debut on 3/12 @ DAL and led the team with 11.5 tackles, an interception, a forced fumble as well as a recovery ... Led the team in tackles with nine @ SJ on 3/18 ... Recorded five tackles @ SPO on 4/1 ... DNP on 4/9 vs. IOWA, vs. ARI on 4/16, on 4/22 @ CHI or vs. DAL on 4/29 ... Returned to action vs. NO on 5/7 and led the team in tackles with eight ... Finished with five-and-a-half tackles on 5/13 @ TB ... Led the team with nine-and-a-half tackles and also had an interception as well as a fumble recovery @ TUL on 5/21 ... Posted a team-high ten tackles vs. SPO on 5/28 ... Recorded five-and-a-half tackles on 6/4 vs. CHI ... Led the team with nine tackles on 6/11 @ MIL ... Posted a team-high eight-and-a-half tackles vs. CLE on 6/19 ... Recorded three-and-a-half tackles on 6/24 @ UTAH ... Led the team in tackles with eight-and-a-half and also posted his third interception of the season @ IOWA on 7/9 ... Posted ten-and-a-half tackles and recovered a fumble on 7/15 vs. JAC ... Concluded his first season with six tackles vs. TUL on 7/23.

College: Attended the University of Houston (2004-08) ... Earned Second Team All-Conference USA honors in both 2007 and 2008 at safety ... Also earned All-Freshman honors for Conference USA in 2005 ... Appeared in all 52 games for the Cougars, posting a career total of 309 total tackles with nine interceptions, four fumble recoveries and two forced fumbles ... 2008: Appeared in 13 games (12 starts) ... Ranked second on the team with 92 tackles and nine pass breakups ... Posted three games with double-digit tackles ... 2007: Started all 13 games ... Led the Cougars with four interceptions ... Played in the Texas Bowl against TCU ... Finished the season second on the team in tackles with 69 (30 solo) and also had two fumble recoveries ... 2006: Started all 14 games ... Named All-Conference USA Honorable Mention by the head coaches ... Ranked fifth on the team with 72 tackles (56 solo) ... Appeared in the Autozone Liberty Bowl against South Carolina ... 2005: Appeared in all 12 games for the Cougars (ten starts) ... Led the team with four interceptions during his redshirt freshman season ... Ranked fourth on the team with 76 tackles (42 solo) ... Played in the Fort Worth Bowl against Kansas ... 2004: Redshirted in his first season on campus.

FONTENETTE'S CAREER AFL STATISTICS

YEAR	TEAM	GP	TACKLES						MISC.			
			UT	AT	TOT	TFL	SCK	INT	FR	FF		
2013	SJ	15	97	20	107.0	1.0	0	3	2	0		
2012	SA	16	83	22	94.0	1.0	0	6	0	1		
2011	KC	14	102	16	110.0	1.5	0	3	3	1		
TOTALS		45	282	58	321.0	3.5	0	12	5	2		

FONTENETTE'S CAREER HIGHS (SINGLE GAME)

Tackles: 11.5 @ DAL 3/12/11
Solo Tackles: 11 @ DAL 3/12/11
Interceptions: 2 vs. TB 5/10/13

Forced Fumbles: 1 (Twice: Last - vs. SPO 3/17/12)
Fumble Recoveries: 1 (Five Times: Last - @ UTAH 6/29/13)

DENNIS GODFREY

OL # 69

6-3, 335 LBS
WAKE FOREST
2ND YEAR (2ND W/ SJ)

11/10/87 WOODSTOCK, GA
LAST TEAM: WAKE FOREST (NCAA)
ASSIGNED AS A FREE AGENT IN 2013



2013: Assigned to the SaberCats on 6/4 ... DNP vs. PIT on 6/8, 6/15 @ IOWA, or vs. ARI on 6/22 ... Appeared but recorded no statistics on 6/29 @ UTAH ... DNP vs. SA on 7/6 ... Started at fullback and rushed one time for one yard @ PIT on 7/13 ... Started but recorded no statistics vs. PHI on 7/20 ... Rushed five times for 20 yards and a touchdown vs. CHI on 7/27.

College: Attended Wake Forest University ... 2011: Appeared in 13 games for the Demon Deacons, starting ten of them ... Was at left tackle in all ten of his starts ... Started in the Music City Bowl against Mississippi ... 2010: Started all 12 games for Wake and played the fourth-highest snap total on the team, at 584 ... 2009: Played in the first six games of the season prior to injuring his knee, and finished the year appearing in the final two games, seeing action in eight over the course of his sophomore season ... 2008: Moved from defensive tackle to offensive guard during the preseason ... Received honorable mention on the preseason College Football News All-Redshirt Freshman Team at defensive tackle ... Missed the final four games of the season ... 2007: Redshirted his first year on campus.

Personal: Majored in history with a minor in education ... Mother is Jackie Petty ... Participated in the Shrine Bowl of the Carolinas and was an East Team captain ... Named to North Carolina Preps All-State team ... Led the Lee County Yellow Jackets to a district and sectional championship ... Made 27 receptions for 300 yards and a touchdown ... Made 12 tackles for loss with three sacks, three forced fumbles and blocked three extra points ... Averaged 20 points and 10 rebounds per game in basketball ... A two-time all-conference basketball player

GODFREY'S CAREER AFL STATISTICS

RUSHING

YEAR	TEAM	GP	No	YDS	AVG	TD	LG
2013	SJ	4	6	21	3.3	1	11
TOTALS		4	6	21	3.3	1	11


GODFREY'S CAREER HIGHS (SINGLE GAME)

Games Played in a Season: 4 (2013)
Attempts: 5 vs CHI 7/27/13

Yards: 20 vs. CHI 7/27/13
Touchdowns: 1 vs CHI 7/27/13

REGGIE GRAY

WR #1



5-10, 185 LBS
WESTERN ILLINOIS
4TH YEAR (1ST W/ SJ)

4/29/89 CHICAGO, ILL
LAST TEAM: CHICAGO RUSH (AFL)
ASSIGNED AS A FREE AGENT IN 2013

2013 AFL: Assigned to the SaberCats on 9/11 ... Appeared in 18 games for the Chicago Rush ... Caught 140 passes for 1,978 yards (second most in the league) with 46 touchdowns ... Led the team in kick returns with 50 for 1,145 yards (22.5 yards per return, which ranked second in the AFL) and three touchdowns ... Led the league in all-purpose yardage (3,144) ... Named the AFL's JLS Playmaker of the Year and also earned Second Team All-Arena honors.
 Last Game: 7/27/13 @ SJ: Rec: 140; Yds: 1,979; TD: 46

2008 AFL: Spent 2008 on the Chicago Rush's practice squad.

Other Professional Experience: 2009-10: CFL: IFL: Spent two seasons with the Chicago Slaughter of the Continental Indoor Football League (2009) and Indoor Football League (2010) ... Led the Slaughter to an undefeated season and league title in 2009, while leading the league in all-purpose yardage ... 2006-07: UIF: Spent two seasons with the Bloomington Extreme of United Indoor Football and caught 111 passes for 1,231 yards and 21 touchdowns in 23 appearances over two years.

2012 AFL: Grabbed 140 passes for 1,937 yards and 48 touchdowns in 18 games for the Chicago Rush ... Added one more score on the ground ... Had three kick returns for touchdowns ... Earned Second Team All-Arena honors.

2011 AFL: Hauled in 130 passes for 1,969 yards and 49 touchdowns in 18 appearances for the Rush as a rookie ... Scored four times on kick returns ... Earned Second Team All-Arena honors and was also named to the All-Ironman Team.

GRAY'S CAREER AFL STATISTICS

RECEIVING

YEAR	TEAM	GP	No	YDS	AVG	TD	LG
2013	CHI	18	140	1,978	14.1	46	41
2012	CHI	18	140	1,937	13.8	48	45
2011	CHI	18	130	1,969	15.1	49	47
TOTALS		54	410	5,884	14.4	143	47

KICK RETURNING

YEAR	TEAM	GP	No	YDS	AVG	TD	LG
2013	CHI	18	50	1,145	22.9	3	57
2012	CHI	18	75	1,292	17.2	3	56
2011	CHI	18	29	709	24.4	4	58
TOTALS		54	154	3,146	20.4	10	58

AFL AWARDS

2013 J. Lewis Small Playmaker of the Year
 Second-Team All-AFL (2011, 2012, 2013)

GRAY'S CAREER HIGHS

Games Played in a Season: 18 (Three Times: Last - 2013)
Receptions in a Game: 13 @ KC 6/23/12

Receiving Yards in a Game: 234 @ IOWA 4/26/13
Touchdowns in a Game: 6 @ IOWA 4/26/13

PAUL GRIFFIN

DL #54



6-1, 290 LBS
FLORIDA STATE
5TH YEAR (1ST W/ SJ)

10/12/85 PENSACOLA, FLA.
LAST TEAM: TAMPA BAY STORM (AFL)
ACQUIRED IN A TRADE IN FEB. 2014

2013 AFL: Started 12 games for the Tampa Bay Storm...3 /23 vs. JAX: Started at DE...Tallied one tackle...3/30 vs. CLE: Started at DE...Had a blocked kick...4/6 at UTA: Started at DE...Had a half tackle...4/12 vs. SAT: Inactive...4/20 at ORL: Started at DE...4/27 at SPO: Started at DE...5/4 vs. NOV: Started at DE...Had a tackle...5/10 at SJS: Started at DE...Recorded a tackle...5/18 at PIT: Started at DE...Recorded a half tackle and a fumble recovery...5/25 vs. PHI: Started at DE...Tallied 2.5 tackles, including a half tackle for a loss of a yard...6/1 at IOW: Started at NG...6/8 vs. ORL: Inactive...6/15 at NOV: Inactive...6/20: Placed on inactive reserve...6/22 vs. CHI: Inactive reserve...7/6 vs. SPO: Inactive reserve...7/13 at SAT: Started at DE...Recorded 1.5 tackles...7/20 vs. PIT: Inactive...7/27 at JAX: Started at DE...Tallied a tackle and a fumble recovery...PLAYOFFS: GP/GS - 1/1...8/3 at JAX: Started at DE.

2011 AFL: Made 10 starts and played in 11 games at DE in second season with the Orlando Predators... Recorded 14.5 tackles (13)...Tallied 4.5 tackles-for-loss (minus-18 yards) and four sacks...Intercepted a pass, recovered a fumble and forced a fumble.

2011 AFL: Spent rookie season with the Orlando Predators...In 2010 totaled 29 tackles (15 solo) and one tackle-for-loss... Recorded a season-high four solo tackles against the Spokane Shock on 6/12/10.

Other Professional Experience: Spent time with the Miami Dolphins, Tampa Bay Buccaneers, and Hamilton Tiger-Cats (CFL) prior to joining the Predators.

College: Played for FSU from 2006- 2008...FSU's starter at the defensive tackle position in the Champs Sports Bowl in 2008... Played in nine games in 2008 and recorded 11 tackles, with a season-high three tackles against Georgia Tech... Played in 12 games for the Seminoles in 2007 at nose guard and defensive tackle.

2012 AFL: Appeared in 17 games, starting 16 for the Tampa Bay Storm...3/10 at Chicago: Started at DL, recorded four total tackles, and had 6 pressures...3/16 vs. GEO: Started at DL did not record any stats, had 7 pressures...3/30 vs. JAX: Started at DL, recorded 1 tackle including a .5 sack for a loss of 3 yards...4/6 at NOV: Started at the DE position recording 2 tackles, a blocked PAT and had a sack for a loss of 8 yards...4/13 vs. CLE: Started at DE recorded a tackle and a pressure...4/20 at PHI: Started at DE...4/30 vs. KCC: Started at DE, recorded two tackles and two pass breakups...5/5 vs. ORL: Started at DE, tallied a half tackle for a loss of 1 yard and had four pressures...5/12 at GEO: Started at DE...5/19 at CLE: Started at DE, recorded a half tackle...5/26 vs. MKE: Started at DE...6/2 at JAX: Inactive...6/15 at ORL: Started at DE...6/23 vs. SAT: Saw time at DE, recorded a half tackle...6/29 vs. PHI: Started at DE, had 1.5 tackles, including a sack for a loss of 7 yards, and fumble recovery...7/7 at PIT: Started at DE, tallied a half tackle...7/14 vs. NOV: Started at DE...7/21 at SPO: Started at DE.

GRIFFIN'S CAREER AFL STATISTICS

YEAR	TEAM	GP	UT	TACKLES				INT	MISC.	FR	FF
				AT	TOT	TFL	SCK				
2013	TB	12	6	6	9.0	1.0	0.0	0	2	0	
2012	TB	17	8	11	13.5	3.0	2.5	0	0	1	
2011	ORL	11	13	3	14.5	4.5	4.0	1	1	1	
2010	ORL	15	15	15	22.5	0.0	0.0	0	2	0	
TOTALS		55	42	35	59.5	8.5	6.5	1	5	2	

GRIFFIN'S CAREER HIGHS (SINGLE GAME)

Tackles: 4.0 (Twice: Last - 3/10/12)
Sacks: 1.0 (Six Times: Last - 6/29/12)
Tackles for Loss: 1.0 (Six Times: Last - 6/29/12)

Fumble Recovery: 1 (Five Times: Last - 7/27/13)
Forced Fumbles: 1 (Twice: Last - 6/29/12)

ROD HARPER

WR #13

6-1, 205 LBS
MURRAY STATE
2ND YEAR (1ST W/ SJ)

03/26/85 BRADENTON, FLA
LAST TEAM: SASKATCHEWAN ROUGHRIDERS (CFL)
ASSIGNED AS A FREE AGENT IN 2013



AFL Experience: 2012: Played seven games for the Spokane Shock ... finished fourth on the team with 51 receptions for 474 yards and 12 touchdowns.

College: 2007: Appeared in all 11 games for the second consecutive season ... led the team once again with 57 catches for 779 yards and ten touchdowns ... was named Second-Team All-Ohio Valley Conference. 2006: Appeared in all 11 games for Murray State ... led the team with 48 catches for 573 yards and eight touchdowns ... 2005: Appeared in seven games ... caught 23 passes for 301 yards and two touchdowns ... rushed one time for eight yards ... finished third on the team with 610 all-purpose yards.

Other Professional Experience: 2013: Signed with the Saskatchewan Roughriders of the Canadian Football League ... 2010: Spent the season on the practice squad of the Philadelphia Eagles of the National Football League ... 2009: Signed with the New Orleans Saints of the NFL ... earned a regular season roster spot after returning two punts for touchdowns during the preseason ... 2009: Assigned to the Arkansas Twisters of af2 and appeared in eight games ... led the league in scoring (228), and receiving touchdowns (38) and was tied for the league lead in receptions (107) before signing with the Saints ... 2008: Signed with the Green Bay Packers of the NFL as an undrafted free agent.

HARPER'S CAREER AFL STATISTICS

RECEIVING

YEAR	TEAM	GP	No	YDS	AVG	TD	LG
2012	SPO	7	51	474	9.3	12	26
TOTALS		7	51	474	9.3	12	26

HARPER'S CAREER HIGHS (SINGLE GAME)

Games: 7 - 2012 w/ SPO
Catches: 10 @ SJ 6/23/12

Yards: 130 vs. SJ 6/23/12
Touchdowns: 4 vs. SJ 6/23/12

DAVID HYLAND

DB #3



6-0, 200 LBS
MOREHEAD ST.
4TH YEAR (1ST W/ SJ)

05/13/87 WOODSTOCK, GA
LAST TEAM: UTAH BLAZE (AFL)
ASSIGNED AS A FREE AGENT IN 2013

2013: Assigned to the SaberCats on 9/6 ... Appeared in 17 games for the Utah Blaze ... Led the team in tackles with 85.5 (68 solo) ... Posted a team-high seven interceptions ... Recovered three fumbles and forced two more from his defensive back position ... Was the primary kick returner for Utah, with 61 returns for 1,062 yards, an average of 17.4 yards per return.

Other Professional Experience: 2010-11: CFL: was a member of the Canadian Football League's BC Lions as well as the Hamilton Tiger-Cats. ... 2009: NFL: Spent a brief time in training camp with the Cleveland Browns of the National Football League.

2012 AFL: Led the Blaze defense in tackles with 81.0 (68 solo) in 13 appearances ... Pulled in a pair of interceptions and recovered one fumble ... named National Guard Community MVP of the AFL.

College: Was a two-time, mid-major All-American during his collegiate career at Morehead State (2005-08) ... He appeared in 44 games for the Eagles and tallied a school-record 21 interceptions ... Posted 167.0 tackles with three forced fumbles and 40 pass breakups.

2010 AFL: As an AFL rookie with the Oklahoma City Yard Dawgz, had a team-leading eight interceptions and 76.5 (61 solo) tackles ... He also caught one pass as a wide receiver that went for an eight-yard touchdown.

HYLAND'S CAREER AFL STATISTICS

YEAR	TEAM	GP	UT	TACKLES				MISC.		
				AT	TOT	TFL	SCK	INT	FR	FF
2013	UTAH	17	68	35	85.5	1.5	0.0	7	3	2
2012	UTAH	13	68	26	81.0	3.0	0.0	2	1	0
2010	OKC	16	61	31	76.5	0.0	0.0	8	4	1
TOTALS		46	197	92	337.0	4.5	0.0	17	8	3

AFL AWARDS

National Guard Community MVP (2012)

HYLAND'S CAREER HIGHS

Games Played in a Season: 17 (UTAH - 2013)

INT in a game: 9.5 (Three times: Last - vs. TB 4/06/13)

Tackles in a game: 1 Five Times: Last: @ PIT (7/7/12)

KEENAN MACE

DL # 57



6-3, 305 LBS
LINDENWOOD
3RD YEAR (1ST W/ SJ)

05/13/87 ST. LOUIS, MO
LAST TEAM: CLEVELAND GLADIATORS (AFL)
ACQUIRED IN A TRADE IN MAR. 2014

AFL: 2013: Last year, in 13 games, Mace racked up five sacks along with 11.5 tackles (eight solo) for the Utah Blaze.

AFL: 2012: As a rookie in 2012, he appeared in 11 games and recorded 18.5 tackles (15 solo) along with seven sacks for Utah.

Other Professional Experience: 2011: played nine games with the Allen Wranglers of the Indoor Football League ... accumulated 43 tackles, including six sacks.

College: At Lindenwood, Mace appeared in 19 games over his four-year career, recording 50 tackles and one-and-a-half sacks ... In 2010, as a senior, he earned Third-Team All-Heart of American recognition.

MACE'S CAREER AFL STATISTICS

YEAR	TEAM	GP	UT	TACKLES				MISC.		
				AT	TOT	TFL	SCK	INT	FR	FE
2013	UTAH	13	8	7	11.5	5.5	5.0	0	1	2
2012	UTAH	11	15	7	18.5	9.0	7.0	0	1	1
TOTALS		24	23	14	30.0	14.5	12.0	0	2	3

FRANCIS MAKA

LB #98



6-2, 250 LBS
HAWAII
4TH YEAR (4TH W/ SJ)

05/20/85 PASADENA, CALIF.
LAST TEAM: SPOKANE SHOCK (AFL)
ASSIGNED AS A FREE AGENT IN 2011

2013 AFL: Assigned in Oct. 2012... Made season debut @ SA on 3/23, posted two tackles and a half sack... DNP on 3/29 vs. ORL or @ ARI on 4/6... Returned to action on 4/19 vs. SPO and posted three tackles (all solo) with one sack... Led the team with four-and-a-half tackles on 4/27 @ NO... Did not record any statistics vs. CLE on 5/4... Led the team with two sacks, finished with two-and-a-half tackles and forced a fumble vs. TB on 5/10... Made one-and-a-half sacks in addition to three-and-a-half tackles on 5/18 @ JAC... Recorded a sack for the third consecutive game, and finished with one-and-a-half tackles and a fumble recovery... Recorded two assisted tackles and a tackle for loss @ SPO on 6/1... Notched two-and-a-half tackles (two solo), one-and-a-half tackles for loss and one-and-a-half sacks vs. PIT on 6/8... Registered two solo tackles @ IOWA on 6/15... Broke up two passes and notched a quarterback hit vs. ARI on 6/22... Made one-and-a-half tackles (one solo) @ UTAH on 6/29... Recorded one-and-a-half tackles (one solo) and a quarterback hit on 7/6 vs. SA... Notched three-and-a-half tackles (two solo) along with one-and-a-half sacks and two quarterback hits @ PIT on 7/13... Recorded three-and-a-half tackles, three of which were solo, vs. PHI on 7/20... Recorded a solo tackle, a sack and a blocked kick on 7/27 vs. CHI.

2012 AFL: Made two-and-a-half tackles in a 71-70 overtime win vs. ARI on 3/10... Posted one total tackle (two unassisted), including one half sack @ UTAH on 3/24... Named Riddell Defensive Player of the Game, posting two sacks, forced and recovered a fumble in the 69-35 win @ SPO on 3/30... Recorded four total tackles and forced one fumble on 4/6 vs. SA... Posted one tackle in the loss @ PHI on 4/14... Recorded three-and-a-half total tackles, two sacks and recovered a fumble in the 49-35 win over KC on 4/21... Forced one fumble and recorded three total tackles on 4/28 @ IOWA... Made one total tackle and recovered a key fumble late in the fourth quarter on 5/5 @ ARI... Started, but did not record any statistics on 5/11 vs. UTAH... Recorded one total tackle (two assisted tackles) on 5/19 @ SA... Recorded a sack and three-and-a-half total tackles on 5/26 vs. CHI... Posted one tackle on 6/2 @ MIL... Recorded one-and-a-half tackles on 6/8 vs. ORL... DNP on 6/17 @ KC, 6/23 vs. SPO or 6/30 @ CHI... Posted one-and-a-half sacks and two-and-a-half total tackles on 7/7 vs. NO... Recorded two tackles and one sack on 7/14 vs. IOWA

2011 AFL: Member of the Spokane Shock before training camp, when he was assigned to San Jose... Appeared in 12 games for the SaberCats... Made 22 total tackles (20 solo)... Recorded five sacks... Recovered three fumbles and blocked a kick... Made first AFL appearance on 3/11 vs. SPO... Named Defensive Player of the Game when he registered two sacks @ KC on 3/18... Recorded two-and-a-half tackles, one of which was for a loss on 4/8 vs. UTH... Made two tackles and had one sack @ TUL on 4/16... Recorded one sack vs. PHI on 4/22... Made a season-high four tackles, recovered a fumble and blocked an extra point attempt on 5/7 vs. ARI... Recorded two-and-a-half tackles, one sack and recovered a fumble @ PIT on 5/14... Had one tackle and a fumble recovery on 5/21 @ UTH... Made three tackles vs. GEO on 5/28... Registered one tackle on 7/9 vs. ORL... Recorded one tackle @ SPO on 7/16... Had two tackles 7/23 @ TB.

Other Professional Experience: 2010: IFL: Spent season with the Arkansas Diamonds... Appeared in nine games... Recorded 23.5 total tackles and six-and-a-half sacks.

College: Played two seasons at Hawaii... Totaled 27 tackles, two-and-a-half sacks and two passes defended in 16 games for the Warriors... 2008: Joined the team midseason, seeing first action @ Boise State on 10/17... Appeared in eight games... Started one game, filling in at defensive tackle @ New Mexico State on 11/8... Recorded a season-high six tackles, including two tackles-for-loss and one-and-a-half sacks in road win over Aggies... Finished season with ten tackles, three tackles-for-loss and four quarterback hurries... 2007: Appeared in eight games as a reserve defensive lineman... Recorded season-high five tackles and one sack against Utah State on 10/6... Had four tackles against Northern Colorado on 9/1... Posted three tackles and one quarterback hurry against Charleston Southern on 9/22... 2004-06: Originally played for the Arizona Wildcats before transferring to the College of San Mateo.

Personal: Attended high school at Bellarmine Prep in San Jose, Calif... Has three sisters and one brother... Parents are Mia and John.

MAKA'S CAREER AFL STATISTICS

YEAR	TEAM	GP	UT	TACKLES				MISC.			
				AT	TOT	TFL	SCK	INT	FR	FF	
2013	SJ	16	26	18	35.0	13.0	11.5	0	1	1	
2012	SJ	15	25	13	31.5	10.5	9.0	0	3	3	
2011	SJ	12	20	4	22.0	6.0	5.0	0	3	0	
TOTALS		43	71	35	88.5	29.5	25.5	0	7	4	

AFL AWARDS

All-Arena First Team (2013)
 All-Arena Second Team (2012)

MAKA'S CAREER HIGHS (SINGLE GAME)

Tackles: 4.5 (@ NOV 4/27/13)
Sacks: 2.0 (Four Times: Last - vs. TBY 5/10/13)
Tackles for Loss: 2.0 (Three Times: Last - @ SPO 6/1/13)

Fumble Recovery: 1 (Seven Times: Last - vs. UTAH 5/25/13)
Forced Fumbles: 1 (Four Times: Last - vs. TBY 5/10/13)

ZACH McKNIGHT

OL # 63

6-4, 300 LBS
ARKANSAS ST.
2ND YEAR (1ST W/ SJ)

12/01/89 SALYER, CALIF.
LAST TEAM: CHICAGO RUSH (AFL)
ASSIGNED AS A FREE AGENT IN 2013



2013: Assigned to the SaberCats on 9/6 ... Appeared in two games for the Chicago Rush as an AFL rookie.
 Last Game: 7/27/13 @ SJ

College: Attended Arkansas State ... 2012 recipient of the Gary Withrow Award, given annually to the team's offensive lineman of the year ... Helped lead Arkansas State to a school-record 466.7 yards of total offense per game during that season and was a key component of an offensive line unit that ranked in the top 20 in the nation in sacks allowed ... Selected as an All-Sun Belt first team member during his senior campaign.

McKNIGHT'S CAREER AFL STATISTICS

RECEIVING

YEAR	TEAM	GP	No	YDS	AVG	TD	LG
2013	CHI	2	0	0	0	0	-
TOTALS		2	0	0	0	0	-

McKNIGHTS CAREER HIGHS

Games Played in a Season: 2 (2013)

RUSS MICHNA

QB #12



6-3, 225 LBS
WESTERN ILLINOIS
7TH YEAR (2ND W/ SJ)

02/03/81 ELK GROVE VILLAGE, ILLINOIS.
LAST TEAM: CHICAGO RUSH (AFL)
ASSIGNED AS A FREE AGENT IN 2013

2013: Assigned to the Sabercats on a two-year contract on 4/22 ... DNP on 3/23 @ SA vs. ORL on 3/29, 4/6 @ ARI or 4/22 vs. SPO ... In his San Jose debut, completed 23-of-35 passes for 312 yards and six touchdowns @ NO on 4/27 ... Made his home debut by completing 18-of-25 passes for 197 yards, four touchdowns and no interceptions vs. CLE on 5/4 ... Finished with 182 yards passing on 16-of-23 passing with five touchdowns and one interception on 5/10 vs. TB ... Completed 16-of-23 passes for 277 yards and five scores and rushed for 15 yards and two touchdowns @ JAC on 5/18 ... Finished 22-of-38 for 246 yards with four touchdowns and two interceptions vs. UTAH on 5/25 ... Completed 12-of-21 passes for 127 yards and zero passing touchdowns with one interception and one rushing touchdown @ SPO on 6/1 ... Was placed on inactive reserve and DNP on 6/8 vs. PIT ... Completed 28-of-39 passes for 392 yards and nine touchdowns with zero interceptions @ IOWA on 6/15 ... Converted 24-of-37 passes for 313 yards and nine touchdowns and no interceptions in the win vs. ARI on 6/22 ... Completed 26-of-40 throws for 269 yards and six scores along with two interceptions while also contributing 12 yards and a score on the ground @ UTAH on 6/29 ... Completed 15-of-28 passes for 182 yards and five touchdowns with no interceptions in the win vs. SA on 7/6 ... Completed 15-of-17 passes for 156 yards and five touchdowns and zero interceptions in the first half of the blowout win @ PIT on 7/13 ... Threw five touchdown passes on 15-of-37 passing for 206 yards and one interception against PHI on 7/20 ... Completed 19-24 passes for 257 yards and five touchdowns in the win vs. CHI on 7/27.

2012 AFL: Appeared in 16 games for the Chicago Rush ... Completed 351-of-503 passes for 4,470 yards and 89 touchdowns ... Rushed for one score and 57 yards on the year ... Tossed eight touchdowns and passed for 247 yards in the season opening victory against TB on 3/10 ... Completed 19-of-35 for 251 yards and five touchdowns at home against ORL on 3/22 ... Threw for 307 yards and was 25-of-38 passing along with six touchdowns in the narrow overtime victory @ IOWA on 3/31 ... Was 17-of-20 for 311 yards and seven scores in the team's fourth victory in a row against KC on 4/7 ... Threw for 263 yards and four touchdowns and was 20 for 36 passing @ IOWA on 4/14 ... Tossed six scores and had 306 passing yards and rushed for a touchdown on 4/21 against MIL ... Was 25-of-37 for 255 yards and four touchdowns in the close loss @ SA on 4/28 ... Completed 69% (22-of-32) of his passes and threw for 369 yards at home against IOWA on 5/6 ... DNP @ ARI on 5/12 ... Threw eight scores and for 351 yards in the overtime loss @ SJ on 5/26 ... Had a career game against SPO on 6/3 by throwing nine touchdowns and 400 yards and was 30-of-36 passing ... Was 16-of-29 and had two touchdowns @ UTAH on 6/9 ... Added six more touchdowns on the year and was 17-of-26 against GEO on 6/16 ... Threw for 301 yards and six scores in addition to being 32-of-43 @ KC on 6/23 ... Racked up 375 yards passing and seven scores and was 27-of-37 passing in a home loss against SJ on 6/30 ... Threw for 356 yards and six touchdowns against SA on 7/8 ... DNP @ MIL on 7/14 and @ CLE on 7/21.

2011 AFL: Played in 13 games for the Chicago Rush ... Completed 235-of-353 passing for 2,895 yards and 65 scores ... Rushed for 90 yards and five touchdowns ... Passed for 239 yards and six touchdowns in the season opener @ MIL on 3/14 ... Was 21-of-29 for 189 yards and three touchdowns against PHI on 3/18 ... Added five more touchdowns and 229 yards against SJ on 3/25 ...

Completed 21-of-35 for 235 in the first loss of the season @ CLE on 4/2 ... In the narrow victory @ IOWA on 4/16, he tossed six scores and passed for 243 yards ... Was 15-of-26 for 163 yards and four scores against KC on 4/22 ... Added six more scores and 213 yards against NO on 4/30 ... Completed 17-of-26 for 248 yards @ TUL on 5/7 ... Led CHI to victory @ ARI on 5/14 by throwing for 267 yards and five touchdowns ... Completed 83% (20-of-24) of passes for seven scores and 264 yards against DAL on 5/22 ... Got a narrow home victory against TUL on 5/29 and threw for 201 yards and five touchdowns ... Was 20-of-28 behind center and threw six touchdowns @ KC on 6/4 ... Racked up 161 yards and threw four touchdowns @ SPO on 6/18 ... DNP against IOWA on 6/26, against UTAH on 7/1, @ GEO on 7/16, @ DAL on 7/16 and against MIL on 7/23.

2010 AFL: Appeared in 14 games for the Chicago Rush ... Completed 290-of-423 for 3,860 yards and 70 touchdowns ... Rushed for 92 yards and seven touchdowns on the year ... Completed 18-of-28 and six touchdowns on 4/2 @ IOWA ... Tossed a season-high eight scores and 315 yards while being 22-of-27 passing on 4/9 against CLE ... Added seven more touchdowns on the year and threw for 215 yards on 4/16 @ ARI ... Got two scores on the ground and had four rushing yards in addition to six scores through the air and 326 passing yards on 4/23 against UTAH ... Was 21-of-33 and passed for 354 yards on 5/7 @ MIL ... Completed 21-of-38 for 247 yards and two scores on 5/15 against IOWA ... Completed 80% (28-of-35) of his passes and tossed four touchdowns @ DAL on 5/21 ... Threw for 272 yards and was 22-of-29 passing on 5/29 @ CLE ... Tossed five touchdowns and completed 22-of-31 against JAC on 6/4 ... Added six more scores and was 16-of-19 behind center on 6/12 @ UTAH ... DNP against MIL on 6/19 ... Completed 22-of-35 passes for 229 yards and four touchdowns on 6/26 against ORL ... Rushed for a season-high 23 yards and was 26-of-38 passing and threw for 334 yards and seven scores on 7/2 @ TB ... Racked up 321 yards and tossed five scores on 7/10 against ARI ... Completed 11-of-16 passes for 138 yards and two touchdowns on 7/17 against DAL ... DNP @ SPO on 7/23.

2008: Played in 16 games for the Chicago Rush ... Completed 239-of-351 passes for 2,721 yards and 57 touchdowns ... Rushed for 98 yards and 14 scores on 27 attempts.

2007: Appeared in three regular season games and two playoff games for the Chicago Rush ... Was 2-of-3 passing for 44 yards ... Rushed for one touchdown and three yards ... Playoffs: Passed for 320 yards and five scores and was 28-of-36 passing in two playoff appearances.

Other Professional Experience: 2009: Played for the Las Vegas Locomotives of the United Football League (UFL) and the Chicago Slaughter of the Continental Indoor Football League (CIFL) ... 2005-2006: A member of the Winnipeg Blue Bombers of the Canadian Football League (CFL) ... 2004-2005: A practice squad member of the St. Louis Rams of the National Football League (NFL).

College Career: Played at Western Illinois ... Completed 734-of-428 for 6,434 yards and 45 touchdowns during his four years playing for the Leathernecks.

MICHNA'S CAREER AFL STATISTICS

PASSING

YEAR	TEAM	GP	COMP	ATT	YDS	PCT	TD	INT	LNG
2013	SJ	13	249	387	3,116	64.3	68	8	47
2012	CHI	16	351	503	4,470	69.8	89	10	47
2011	CHI	13	235	353	3,895	66.6	65	13	48
2010	CHI	14	290	423	3,860	68.6	70	11	-
2008	CHI	16	239	349	2,721	68.5	57	7	45
2007	CHI	3	2	3	44	66.7	0	0	-
TOTALS		75	1,366	2,018	17,106	67.7	349	49	48

MICHNA'S CAREER HIGHS

Games Played in a Season: 16 (Twice: Last - 2012)
Yards in a Game: 400 vs. SPO 6/3/12

Touchdowns in a game: 9 (Three time: Last - vs. ARI 6/22/13)
Completions in a game: 30 vs. SPO 6/3/12

JORDAN MUDGE

OL #70



6-4, 320 LBS
NEVADA
2ND YEAR (2ND W/ SJ)

08/08/89 FRESNO, CALIF
LAST TEAM: NEVADA (NCAA)
ASSIGNED AS A FREE AGENT IN 2013

2013 AFL: Assigned to the SaberCats on 3/5 ... DNP on 3/23 @ SA, vs. ORL on 3/29 or on 4/6 @ ARI ... Made his Arena Football League debut on 4/19 vs. SPO ... Played at long snapper on 4/27 @ NO ... DNP on 5/4 vs. CLE or vs. TB on 5/10 ... Had half a tackle in his first game back @ JAC on 5/18 ... Appeared but did not record any statistics on 5/25 vs. UTAH and @ SPO on 6/1 ... Started 6/8 vs. PIT, 6/15 @ IOWA, vs. ARI on 6/22, 6/29 @ UTAH, 7/6 vs. SA, @ PIT on 7/13, 7/20 vs. PHI and vs. CHI on 7/27.

Personal: Son of Stacy and Randy Mudge ... Lists most memorable sports moment as winning Golden Empire Bowl in the final seconds ... Enjoys playing golf, video games and spending time with his wife, Sarah, in his free time.

College: Attended University of Nevada and spent the final two seasons of his collegiate career there following his transfer from Bakersfield (Calif.) Junior College ... 2011-2012: Appeared in eight games as a reserve for the Wolf Pack ... 2010: Earned first-team all-conference, all-state and All-American honors as a sophomore at Bakersfield.

MUDGE'S CAREER AFL STATISTICS

YEAR	TEAM	RECEIVING					
		GP	No	YDS	AVG	TD	LG
2013	SJ	13	0	0	0	0	-
TOTALS		13	0	0	0	0	-

MUDGE'S CAREER HIGHS

Games Played in a Season: 13 (2013)

JEFF NADY

SABERCATS

OL # 78



6-7, 305 LBS
NEVADA
1ST YEAR (1ST W/ SJ)

02/15/90 MINDEN, NEV.
LAST TEAM: NEVADA (NCAA)
ASSIGNED AS A FREE AGENT IN 2014

College: Spent four years as a member of the Nevada Wolf Pack ... appeared in 42 games, starting 36 times over the course of his career ... was named Second-Team All-WAC in 2011.

KENNY OKORO

DB #24

**6-0, 200 LBS
MOREHEAD ST.
4TH YEAR (1ST W/ SJ)**

**05/13/87 WOODSTOCK, GA
LAST TEAM: UTAH BLAZE (AFL)
ASSIGNED AS A FREE AGENT IN 2013**



College: Played college football for the Wake Forest Demon Deacons ... 2012: Appeared in 12 games as a senior for Wake Forest ... finished second on the team with two interceptions ... 2011: Started all 13 games as a junior ... finished the year with 38 tackles (32 solo) and ranked second on the team with nine pass break ups ... 2010: Appeared in 12 games, starting eight as a sophomore for Wake Forest ... lead the team with five pass break ups and was second on the team with two interceptions ... added 39 tackles (32 solo) ... 2009: Was named to the ACC All-Freshman team by the Sporting News as a redshirt freshman ... Was a third team All-ACC team selection by Phil Steele and also a second team Freshman All-American by Phil Steele and College Football News ... started the final eight games of the season at cornerback ... finished with a team leading three interceptions and tied the team lead with 11 pass breakups ... 2008: Redshirted as a true freshman.

J.J. PAYNE



FB #34



5-11, 270 LBS
WESTERN ILLINOIS
5TH YEAR (1ST W/ SJ)

07/28/85 DAVENPORT, LA
LAST TEAM: CHICAGO RUSH (AFL)
ASSIGNED AS A FREE AGENT IN 2013

AFL- 2013: Started all 17 games during his second season with the Chicago Rush ... rushed 76 times for 161 yards and 13 touchdowns ... caught 14 passes for 143 yards and two touchdowns ... notched 19.5 tackles (18 solo) and a sack on defense.

2012: Appeared in all 18 games, starting 16, for the Chicago Rush ... rushed 57 times for 180 yards and six touchdowns ... caught 16 passes for 187 yards and two scores ... recorded 16 tackles (15 solo) on defense.

2011: Appeared in 12 games, starting eight for the Tulsa Talons ... rushed for 192 yards on 36 carries, and found the end zone seven times ... caught 2 balls for 32 yards and a score ... notched 17 tackles (13 solo) on defense ... Started the 2011 season with Kansas City command, appearing in two games and recording two-and-a-half tackles (one solo) and a forced fumble.

2010: Rushed 11 times for 36 yards as a rookie with the Iowa Barnstormers ... caught one pass for 14 yards ... notched 18 tackles (12 solo) while a forced fumble and a fumble recovery.

College: Played two seasons for the Western Illinois Leathernecks ... 2006: Appeared in 11 games, rushing eight times for 23 yards and recording one assisted tackle ... 2005: Appeared in 11 games, and rushed for 48 yards on 15 carries while reaching the end zone two times ... Began his collegiate career at Iowa Central Community College.

PAYNE'S CAREER AFL STATISTICS

RUSHING

YEAR	TEAM	GP	NO	YDS	AVG	TD	LG
2013	CHI	17	76	161	2.1	13	11
2012	CHI	18	57	180	3.2	6	14
2011	TUL	12	36	192	5.3	7	24
2010	IOWA	11	11	36	3.3	0	9
TOTALS		58	180	569	3.2	27	24


PAYNE'S CAREER HIGHS (SINGLE GAME)

Games Played in a Season: 18 (2012)
Attempts: 10 vs ORL 3/22/12

Yards: 28 @ NOV 5/25/13
Touchdowns: 3 vs SAT 6/15/13

NICH PURTUIT (NICK PURR-TWEE)

K #4



5-11, 195 LBS
UIW
4TH YEAR (3RD W/ SJ)

04/07/83 BILLINGS, MONT
LAST TEAM: IOWA BARNSTORMERS (AFL)
ASSIGNED AS A FREE AGENT IN 2012

2013 AFL: Assigned to the SaberCats on 3/5 ... Made five-of-six extra points in his season debut on 3/23 @ SA ... Converted all nine of his extra point attempts vs. ORL on 3/29 ... Converted all five of his extra point attempts @ ARI on 4/6 ... Converted five of his seven extra point attempts vs. SPO on 4/19 ... Made seven of eight extra point attempts on 4/27 @ NO ... Converted all eight of his extra point attempts on 5/4 vs. CLE ... Finished eight-of-nine on his extra points and recovered an inside kick attempt vs. TB on 5/10 ... Was six of eight on extra point attempts and converted his first field goal @ JAC on 5/18 ... Made all five of his extra point attempts vs. UTAH on 5/25 ... Made all three of his extra point attempts on 6/1 @ SPO ... Converted eight-of-ten extra point attempts on 6/8 vs. PIT ... Converted eight-of-ten extra point attempts @ IOWA on 6/15 ... Nailed all ten of his extra point attempts vs. ARI on 6/22 ... Made six-of-eight extra point attempts and a 24-yard field goal in the win @ UTAH on 6/29 ... Connected on eight of his nine extra point attempts and recovered his own inside kick vs. SA on 7/6 ... Made nine-of-ten extra point attempts and drilled through a 34-yard field goal in the win @ PIT on 7/13 ... Was a perfect three-for-three on extra point attempts vs. PHI on 7/20 ... Drilled all nine of his extra point attempts on 7/27 vs. CHI ...

2012 AFL: Assigned to the SaberCats on 4/4 ... Made SaberCats debut on 4/6 vs. SA, converting 10-11 extra points ... Made seven of eight extra points and was a part of two successful inside kicks on 4/14 in the loss @ PHI ... Made all seven of his extra point attempts on 4/21 vs. KC ... Converted 10-11 extra points in the win @ IOWA on 4/28 ... Made all 11 of his extra point attempts and had a successful inside kick on 5/5 @ ARI ... Was a perfect ten for ten on extra points on 5/11 vs. UTAH ... Converted all five of his attempted extra points on 5/19 @ SA ... Converted 10-11 extra points on 5/26 vs. CHI ...

Converted eight out of ten extra point attempts ... Made first field goal of his SaberCats career, converting a 40-yard attempt and made six out of seven extra points on 6/8 vs. ORL ... DNP on 6/17 @ KC ... Converted three of four extra points on 6/23 vs. SPO ... Made nine of 11 extra points on 6/30 @ CHI ... Converted seven of eight extra points on 7/7 vs. NO ... DNP on 7/14 vs. IOWA.

2011 AFL: Appeared in ten games for the Iowa Barnstormers, converting 53-64 extra points (83%) and 6-11 field goals ... Finished fourth on the team in scoring, posting 71 points.

Other Professional Experience: 2009-10 SIFL: Spent two seasons with the Abilene Ruff Riders of the Southern Indoor Football League (SIFL) ... Over two seasons, converted 60-71 (84%) of his extra point attempts and finished second on the team in scoring in 2009.

College: Attended the University of Incarnate Word (UIW) in San Antonio, where he played soccer and received both a B.S. in Physical Education, as well as a Master of Science in Kinesiology ... During his time at UIW he was a four-year starter and served as team captain in both his junior and senior seasons ... Also an all-conference and all-region player at UIW, and twice was nominated for the Cardinals' Student-Athlete of the Year award.

PERTUIT'S CAREER AFL STATISTICS

YEAR	TEAM	KICKING						
		GP	XPM	XPA	PCT	FGM	FGA	LG
2013	SJ	18	122	137	89.1	3	5	37
2012	SJ	13	103	114	90.4	1	2	40
2011	IOWA	10	53	64	82.8	6	11	37
TOTALS		41	278	315	88.3	10	18	40

AFL AWARDS

All-Arena Second Team (2012)

PERTUIT'S CAREER HIGHS (SINGLE GAME)

Extra Points Made: 11 @ ARI 5/5/12

Extra Points Attempted: 11 (Six Times: Last - @ PIT 7/13/13)

RICH RANGLIN

OL #64

6-3, 315 LBS
CENTRAL CONNECTICUT
5TH YEAR (3RD W/ SJ)

9/27/84 YONKERS, NY.
LAST TEAM: KANSAS CITY CHIEFS (NFL)
ASSIGNED AS A FREE AGENT IN 2013



2013: Assigned to the SaberCats on 4/17 ... Made his 2013 debut on 4/19 vs. SPO and caught one pass for nine yards and scored the first touchdown of his AFL career ... Started on 4/27 @ NO and vs. CLE on 5/4 ... Caught one pass for six yards vs. TB on 5/10 ... Started @ JAC on 5/18, on 5/25 vs. UTAH, @ SPO on 6/1, 6/8 vs. PIT, 6/15 @ IOWA, vs. ARI on 6/22, @ UTAH on 6/29, 7/6 vs. SA and @ PIT on 7/13 ... Reeled in one catch for 22 yards vs. PHI on 7/20 ... Started vs. CHI on 7/27.

2012 AFL: Started the first nine games for the San Jose SaberCats ... caught four passes for 48 yards ... Caught his first pass of the year for ten yards on 4/6 vs. SAT ... Hauled in another catch for nine yards on 4/14 @ PHI ... Recorded two catches for 29 yards on 5/5 @ ARI.

2011 AFL: Started all 18 games for the Kansas City Command ... Named Arena Football League Spalding Offensive Lineman of the Year ... Earned First Team All-Arena honors ... Caught four passes for 67 yards ... Made first reception of the year for six yards on 3/18 @ SJ ... Had one catch for 14 yards vs. ARI on 4/16 ... Recorded one catch for 31 yards on 5/7 vs. NO ... Made final reception of the season for 16 yards @ MIL on 6/11.

2010 AFL: Appeared in ten games as a rookie with the Milwaukee Iron ... The team allowed just one sack all season en route to an 11-5 campaign ... Caught three passes for 30 yards ... Playoffs: Appeared in two postseason games for the Iron ... Caught one pass for four yards and a touchdown on 8/12 vs. SPO.

Other Professional Experience: 2012 NFL: Appeared in four preseason game for the Kansas City Chiefs ... af2: Member of the Manchester Wolves from 2007-09 ... 2009: Had two touchdown receptions while playing tight end and made his third consecutive af2 playoff appearance ... 2008: Helped the team to the conference championship game, falling one game short of an ArenaCup appearance after a loss to the eventual champion Tennessee Valley Vipers ... 2007: Spent his af2 rookie campaign with the Wolves.

College: A four-year letterman at Central Connecticut State from 2003-06 ... Preseason All-American selection as a senior in 2006 ... Earned second-team All-Conference honors in both his junior and senior seasons ... Appeared in 42 games for the Blue Devils over his four year career ... Set a weight lifting record for offensive lineman with a 430-pound bench press.

Personal: Welcomed his first child to the world in June, 2011 when Kian Richard Ranglin was born ... Spends free time playing basketball and doing video production ... Attended Saunders Trades and Technical (N.Y.) high school where he earned all-league and all-county honors as a senior playing on both offense and defense.

RANGLIN'S CAREER AFL STATISTICS

YEAR	TEAM	RECEIVING			YDS	AVG	TD	LG
		GP	No					
2013	SJ	13	4	37	9.3	1	22	
2012	SJ	9	4	48	12.0	0	18	
2011	KC	18	4	67	16.8	0	31	
2010	MIL	10	3	30	10.0	0	13	
TOTALS		54	15	182	12.1	1	31	

AFL AWARDS

All-Arena First Team (2011, 2012, 2013)
 Spalding Offensive Lineman of the Year (2011)

RANGLIN'S CAREER HIGHS

Games Played in a Season: 18 (2011)

MARC SCHIECHL

DL #



6-3, 270 LBS
COLORADO MINES
3RD YEAR (1ST W/ SJ)

11/30/87 LAKEWOOD, CO
LAST TEAM: LOS ANGELES KISS (AFL)
ACQUIRED IN A TRADE IN MAR. 2014

AFL: 2013: Last year, in 14 games, racked up one-and-a-half sacks along with 13.0 tackles (seven solo) for the Spokane Shock.

College Experience: Was the first three-time All-American in school history ... became the all-time NCAA Division II career leader in sacks with 46 over the course of his 47-game career.

AFL: 2012: As a rookie in 2012, he appeared in seven games and recorded 13.0 tackles (six solo) along with one-and-a-half sacks for Spokane.

SCHIECHL'S CAREER AFL STATISTICS


YEAR	TEAM	GP	UT	TACKLES				MISC.		
				AT	TOT	TFL	SCK	INT	FR	FF
2013	SPO	14	7	12	13.0	1.5	1.5	1	1	1
2012	SPO	7	6	8	10.0	2.0	1.5	0	1	0
TOTALS		21	13	20	23.0	4.5	3.0	1	2	1

NATHAN STANLEY

QB #10

6-5, 215 LBS
SOUTHEASTERN LOUISIANA
1ST YEAR (1ST W/ SJ)

01/24/89 TAHLEQUAH, OKLA.
LAST TEAM: BALTIMORE RAVENS (NFL)
ASSIGNED AS A FREE AGENT IN 2013



Other Professional Experience: NFL: 2012: Signed as an undrafted free agent with the Baltimore Ravens of the NFL.

College: Played his final two collegiate seasons with the Southeastern Louisiana Lions after spending three seasons with the Rebels of Ole Miss ... 2012: Threw for 1,952 yards - eighth highest in school history - along with nine touchdowns for the Lions ... 2011: Saw action in five games for Southeastern ... completed 28-of-58 passes for 282 yards with two touchdowns and six interceptions ... 2010: competed in four games for the Rebels, completing 17-of-32 passes for 261 yards ... 2009: saw action in five games for Ole Miss ... completed 11-of-23 passes for 163 yards with one score and one interception ... 2008: redshirted for the Rebels and did not see game action.

DERIK STEINER

FB #45



6-1, 305 LBS
MOREHEAD STATE
3RD YEAR (1ST W/ SJ)

02/23/87 MASON, OHIO
LAST TEAM: CLEVELAND GLADIATORS (AFL)
ACQUIRED IN A TRADE IN JAN. 2014

AFL: 2013: Appeared in 14 contests for the Cleveland Gladiators ... carried the ball 29 times for 168 yards and six touchdowns ... caught 14 passes for 122 yards and one score.

2012: Made is Arena Football Debut with the Cleveland Gladiators on March 12, 2012 ... Appearing in 13 games, rushed 26 times for 57 yards and five touchdowns ... caught eight passes for 63 yards and two scores ... credited with eight tackles (seven solo) and a forced fumble.

Other Professional Experience: 2011: Spent the season with the Trenton Steel of the Southern Indoor Football League ... 2010: Spent the season with the Green Bay Blizzard of the Indoor Football League.

College: Played four years of college football at Morehead State University ...

2009: Appeared in all 11 games, starting nine contests ... racked up 38 tackles (16 solo) along with 12.5 tackles for loss and one-and-a-half sacks ... was named First Team All-Pioneer League for the second consecutive season ...

2008: Appeared in 12 games, earning First Team All-Pioneer League honors ... notched 47 tackles (25 solo) to go along with 16 tackles for loss and four-and-a-half sacks ... 2007: Earned Second Team All-Pioneer honors as a defensive

tackles ... credited with 34 tackles, seven tackles for loss, four sacks and a fumble recovery ... 2006: part time starter as a red shirt freshman ... made 26 tackles, four-and-a-half tackles for loss and one sack.

STEINER'S CAREER AFL STATISTICS

RUSHING

YEAR	TEAM	GP	No	YDS	AVG	TD	LG
2013	CLE	14	29	168	5.8	6	44
2012	CLE	13	26	57	2.2	5	13
TOTALS		27	55	225	4.1	11	44

STEINER'S CAREER HIGHS (SINGLE GAME)

Games Played in a Season: 14 (2013)
Attempts: 5 vs PIT 7/6/13

Yards: 29 vs UTAH 4/27/13
Touchdowns: Two (Twice: Last - @ TB 3/30/13)

JASON STEWART

DL #99



6-0, 315 LBS
FRESNO STATE
5TH YEAR (2ND W/ SJ)

11/14/80 BAKERSFIELD, CALIF
LAST TEAM: SACRAMENTO MOUNTAIN
LIONS (UFL)
ASSIGNED AS A FREE AGENT IN 2012

2013 AFL: Assigned to the SaberCats in Oct. 2012 ... Made his season debut @ SA on 3/23 and recorded his first sack of the season ... Started but did not record any statistics vs. ORL on 3/29 ... Made one-and-a-half tackles @ ARI on 4/6 ... Recorded a half tackle and recovered a fumble vs. SPO on 4/19 ... Compiled one-and-a-half sacks and forced a fumble @ NO on 4/27 ... Recorded one-and-a-half tackles, a sack and an interception on his way to Riddell Defensive Player of the Game honors vs. CLE on 5/4 ... Had one forced fumble and one fumble recovery @ JAC on 5/18 ... Notched one tackle in the win vs. UTAH on 5/25 ... Notched an assisted tackle, a half tackle for a loss and two quarterback hits @ SPO on 6/1 ... Notched an assisted tackle in his start on 6/8 vs. PIT ... Registered two solo tackles @ IOWA on 6/15 ... Broke up a pass in the win vs. ARI on 6/22 ... Made two assisted tackles and recovered a fumble on the final play to seal the victory @ UTAH on 6/29 ... Started but did not record any statistics vs. SA on 7/6 ... Recorded three-and-a-half tackles (two solo), forced a fumble and led the team with three sacks @ PIT on 7/13 ... Notches two tackles vs. PHI on 7/20 ... Co-Defensive Player of the Game notched three tackles (all solo), three sacks and a fumble recovery vs. CHI on 7/27.

2012 AFL: Assigned to the SaberCats on 6/11 ... Made SaberCats debut on 6/17 @ KC and recorded a half sack and two total tackles ... DNP on 6/23 vs. SPO, 6/30 @ CHI, 7/7 vs. NO or 7/14 vs. IOWA.

Other Professional Experience: 2009-11: UFL: Played for two seasons with the Sacramento Mountain Lions ... 2003-05: NFL: Signed as an undrafted free agent late in 2003 and spent time as a reserve with the Indianapolis Colts of the National Football League.

2008 AFL: Recorded 18.5 total tackles and two-and-a-half sacks for the Avengers.

2007 AFL: Posted 22 total tackles, four-and-a-half sacks, three forced fumbles, five fumble recoveries and an interception in his second year with the Avengers.

2006 AFL: Recorded seven total tackles and one sack in his rookie season with the Los Angeles Avengers.

College: 2002: Had a breakout senior season for Fresno State, posting 79 tackles, five sacks, a forced fumble and an interception ... 2001: Played in 11 games, starting nine ... Made 40 tackles ... Had five tackles for loss and one sack ... Racked up six tackles, including one for loss in a start vs. Nevada ... 2000: Played in 11 games, starting seven ... Finished the season with 44 tackles (24 solo) ... Had three tackles for loss and two sacks ... Had a big game vs. UCLA, racking up a season-high ten tackles ... 1999: Appeared in all 13 games as a backup to All-WAC tackle Alan Harper as a freshman ... Had 13 solo tackles and 20 assists ... Posted one tackle for a loss ... 1998: Redshirted his first year on campus.

Personal: Mother's name is Claudette Madden ... Has two brothers and one sister ... Enjoys dancing, working out, shopping and all sports ... A 1998 graduate of Bakersfield High School ... Helped his team to an 11-1 record and an appearance in the Valley championship as a senior ... Holds the BHS record for defensive points scored ... Team captain as a senior for the Drillers ... Also was a member of the wrestling and track and field teams.

STEWART'S CAREER AFL STATISTICS

YEAR	TEAM	GP	UT	AT	TACKLES				MISC.		
					TOT	TFL	SCK	INT	FR	FF	
2013	SJ	18	13	17	21.5	11.5	11.0	1	4	3	
2012	SJ	2	1	2	2.0	1.0	0.5	0	0	0	
2008	LA	15	11	15	18.5	2.5	2.5	0	0	0	
2007	LA	12	14	16	22.0	7.0	4.5	1	5	2	
2006	LA	3	5	3	6.5	2.0	1.0	0	0	0	
TOTALS		50	44	54	60.5	24.0	19.5	2	9	5	

AFL AWARDS

All-Arena Second Team (2013)

STEWART'S CAREER HIGHS (SINGLE GAME)

Tackles: 4.5 (3 solo) @ LV (5/6/07)
Sacks: 3 (Twice: Last vs. CHI 7/27/13)
Tackles for Loss: 3 (Twice: Last vs. CHI 7/27/13)

Fumble Recovery: 1 (Nine Times: Last - vs. CHI 7/27/13)
Forced Fumbles: 1 (Five Times: Last - @ PIT 7/13/13)

CLEVAN THOMAS (CLEE-VAN)

DB #8



6-4, 310 LBS
LOUISVILLE
4TH YEAR (2ND W/ SJ)

10/24/85 LOUISVILLE, KY
LAST TEAM: TAMPA BAY STORM (AFL)
ASSIGNED AS A FREE AGENT IN 2012

Career: Begins his eighth AFL season, all with San Jose ... Enters the season in second place with 65 career interceptions, trailing ORL's Kenny McIntyre who boasts 81 career picks ... Is one of four DBs in AFL history to register five-or-more interceptions in six seasons ... Holds a franchise record with seven multi-interception games ... Has returned the most interceptions for scores in club history with 14 ... Team's career leader in pass breakups, passes defended and multi-interception games ... Eclipsed the 400 plateau in career total tackles and sits in second place in team history with 492 -and-a-half ... Has a streak of 80 consecutive regular season starts and has played in 112 regular season games overall ... One of the most highly decorated SaberCats in league history ... Selected as an All-Arena Second Team player in 2006 and has been voted to the All-AFL First Team four times (2002, 2003, 2007, 2013) ... Named the AFL's Defensive Player of the Year in 2002, 2003 and 2013 ... Named the 2002 AFL Rookie of the Year and selected to the All-Rookie Team ... A 2003 All-Innoman Team selection ... Established an AFL record with a pick in seven consecutive games in 2003 ... Became the third player in team history to intercept a pass in his first game.

2013 AFL: Assigned to the SaberCats on a new two-year contract on 2/27 ... Appeared for the first time since 2008 and recorded the 51st interception of his career, posted four tackles and recovered a fumble @ SA on 3/23 ... Tied a franchise single-game record with three interceptions on 3/29 vs. ORL and also led the team in tackles with seven (six solo) ... Started but did not record any statistics @ ARI on 4/6 ... Tied for the team lead in tackles with seven (all solo) vs. SPO on 4/19 ... Made four tackles (all solo) and posted an interception on 4/27 @ NO ... Notched four -and-a-half tackles and broke up an astonishing six passes vs. CLE on 5/4 ... Posted one -and-a-half tackles and broke up a pass vs. TB on 5/10 ... Made eight tackles and had another interception on 5/18 @ JAC ... Earned Riddell Defensive Player of the Game and Week for his two interception (one returned 50-yards for a score) and four tackle performance on 5/25 vs. UTAH ... Made three tackles on 6/1 @ SPO ... Made two -and-a-half tackles and one pass breakup on 6/8 vs. PIT ... Earned three -and-a-half tackles (three solo) along with a fumble recovery, an interception and a pass breakup on 6/15 @ IOWA ... Notched four -and-a-half tackles (four solo) and two pass breakups on 6/22 vs. ARI ... Led the team with eight -and-a-half tackles (eight solo) along with two pass breakups @ UTAH on 6/29 ... Notched four tackles (three solo), along with two pass break ups and two interceptions, both of which he returned for touchdowns, vs. SA on 7/6 ... Continued his defensive dominance with four tackles (two solo) and two more interceptions, one of which he took 49 yards for a score @ PIT on 7/13 ... Broke up a pass and made two tackles vs. PHI on 7/20 ... Co-Defensive Player of the Game recorded two solo tackles, two interceptions (breaking the SaberCats franchise record for INT in a season at 15 - 2003 Thomas had 13) and returned both for touchdowns (setting the AFL record for INT return TDs in a season at six) vs. CHI on 7/27.

2008 AFL: Started all 16 games at DB for a third straight season ... Voted second-team All-AFL and named AFL Defensive Player of the Month for June and was the league's Week 16 Def. Player of the Week ... Finished first on the team and tied for third in the AFL with nine interceptions ... Tallied at least five interceptions for the sixth time in his seven seasons ... Placed tied for fifth among league leaders with 18 pass breakups ... Became the third player in AFL history with at least 50 career interceptions ... Returned two interceptions for touchdowns, giving him eight for his career, a team record ... Playing in his 46th straight game, snatched his 42nd career interception which put him in sole possession of fifth place on the AFL's all-time interception list @ CHI on 3/3 ... Tapped as the Def. Player of the Game after collecting his 43rd career pick and returning a fumble 16 yards for a touchdown against ARI on 3/15 ... Picked off his 44th career pass and returned it 48 yards for a score for his seventh career interception return, while adding three pass breakups, including 100th of career, and five tackles vs. LA on 4/26 ... Against UTH Posted his 45th career interception moving into sole possession of fourth place on the AFL leaderboard on 5/7 ... Registered a pair of interceptions for the fifth time in his career, a team record, while

tying Barry Wagner for third place on the all-time pick list with 48 career interceptions vs. TB on 6/14 ... Added his second multi-interception game of the season against GEO and sixth of his career, bringing his AFL total to 50, putting him in a tie for second place all-time while also returning one of the picks for a team career record of eight on 6/21 ... Playoffs: Started all three games at DB ... Established a team playoff record with eleven tackles and also recorded his sixth postseason interception, tying him for third place in franchise history vs. COL on 7/5 ... Tied his own playoff game record with eleven total tackles and recorded an interception for the fourth consecutive postseason contest, which was the seventh of his career, tying him for fourth place among all-time AFL leaders against GR on 7/12 ... Had seven tackles and a pass breakups in ArenaBowl XXII in PHI on 7/27.

2007 AFL: Started all 16 games at DB for a second straight season ... Voted first-team All-AFL and named AFL Defensive Player of the Month for June ... Team leader with nine interceptions and 21 pass breakups and second with 86 tackles ... Tied for third in the AFL with nine interceptions and third with 30 passes defended ... Tallied at least five interceptions for the fifth time in his six seasons ... Became the 8th player in AFL history with 40 career interceptions ... Moved ahead of Joe Jacobs into third place on team's career forced fumbles list with eleven ... Had career-high nine solo tackles in LA on 3/4 ... Tied Darryl Hammond for 12th place all-time with his 33rd career interception in CHI on 3/9 ... Forced his seventh career fumble that was returned for a touchdown against TB on 3/31 ... Caught his 34th career interception moving into sole possession of 12th place on the AFL list vs. COL on 4/6 ... Snared his 35th career interception moving into a tie with Chris Barber for 11th place all-time against LA on 4/21 ... Snared his fourth interception of the season and 36th career moving into a ninth place tie all-time @ ARI on 5/5 ... On 5/12 he intercepted his 37th career pass, moving into a tie with Tracey Perkins for eighth place all-time, and returned it 45-yards for a touchdown, his fifth career interception return touchdown, with his 300th career total tackle vs. LV ... Tied a team game record with two forced fumbles @ NSH on 5/25 ... Had the 38th interception of his career, moving into sole possession of eighth place on the AFL's career list vs. ORL on 6/1 ... Tallied his seventh interception of the year and 39th career @ UTH on 6/9 ... Became the eighth player in AFL history with 40 career interceptions when he snared his team-high eighth vs. ARI on 6/16 ... Tallied his 41st career interception, moving into a fifth place all-time tie, and returned it 30 yards for a touchdown, his sixth career interception return touchdown @ LV on 6/25 ... Playoffs: Started all three games ... Had a playoff career-high nine tackles against COL on 7/7 ... Tied a team playoff game record with two interceptions vs. CHI on 7/14 ... Had his fifth postseason interception in the ArenaBowl XXI victory against CLB on 7/29.

2006 AFL: Starting Defensive Specialist in all 16 games earning second-team All-AFL honors ... Team leader with 85 total tackles, 77 solo tackles, 13 pass breakups, four forced fumbles, three fumble returns and seven interceptions ... Tied for eighth in the AFL with seven interceptions and ranked eighth in total tackles ... Surpassed Pat McGuirk for team's career lead in passes defended and recorded his 200th career solo tackle ... Named AFL's Defensive Player of the Week in week 12 ... Had three kickoff returns for 79 yards, his first returns since the 2004 season vs. UTH on 1/28 ... Intercepted two passes setting a club record with four career multi-interception games @ LV on 2/6 ... Had eight solo tackles with a forced fumble and his 60th career pass breakups for Defensive Player of the Game in ARI on 2/12 ... Had a pass breakups to tie Pat McGuirk for team's career lead in passes defended @ CHI on 2/26 ... Notched his 28th career interception and 89th defended pass to move past Pat McGuirk as team's career leader @ UTH on 3/4 ... Snared his fifth interception of the year with a career-high ten tackles and two pass breakups for Defensive Player of the Game vs. LV on 4/14 ... On 4/22 he posted his 200th career solo tackle against AUS ... Defensive Player of the Game with his sixth interception of the year @ LA on 4/29 ... Had his 32nd career interception tying Dameon Porter for 13th place all-time vs. CLB on 5/13 ... Playoffs: Starting DS in both games ... Recorded

eight total tackles and a pass breakups ... Had a team-high five tackles and a 28-yard kickoff return against CHI on 6/3.

2005 AFL: Started the final 14 games of the year at DS ... Began the season on IR recovering from knee surgery ... Became San Jose's career interceptions leader with 25 passing Pat McGuirk ... Team leader with 52 total tackles, 12 pass breakups, and tied for fifth in AFL with team-high six interceptions ... Made his season debut and played for the first time in eleven months starting at DS @ NO on 2/13 ... Had two interceptions, matching a team record with three career multi-interception games, to become team's career leader with 25 and earned Defensive Player of the Game honors in COL on 4/22 ... Returned an inside kick 14-yards for his eleventh career kickoff return touchdown vs. Georgia 5/21 ... Playoffs: Starting DS recorded a team-high tying four tackles and a pass breakups in COL on 5/29.

2004 AFL: Played in four games before sustaining a season-ending knee injury ... Recorded 18 tackles (14 solo), two tackles for loss, five pass breakups and an interception ... Totaled 130 combined kick return yards to move into second place on team's all-time list ... Returned his 19th career interception 43-yards for a touchdown, his fourth career touchdown on interception return, for Defensive Player of the Game honors against GR on 2/28.

2003 AFL: Played in 14 games earning Defensive Player of the Year and first-team All-AFL honors for a second straight season ... Also selected to the All-Ironman Team ... Set AFL records with 13 interceptions on the year and an interception in seven straight games ... Returned a team record three of his interceptions for a touchdown and became the first player in team history with interception return touchdown in consecutive games ... League-leader with 22 pass breakups and 35 passes defended ... Twice named AFL's Defensive Player of the Month for Feb and May ... Named league's Ironman of the Week for week seven and Defensive Player of the Week in week 14 ... Had his 1st career regular season two interception game, returning one 28-yards for a touchdown, and totaled a team single-game record 10 kick-offs @ LA on 2/9 ... Returned his fourth interception of the season 44-yards for a touchdown to become the first player in team history with interception return touchdowns in consecutive games in GEO on 2/16 ... Talled his league record tying 12th interception of the year, matched a team game record with a career-high six pass breakups and returned a kickoff 57-yards for a touchdown to earn MVP honors @ TB on 5/11 ... Established a new league record with his 13th interception of the year vs. LA on 5/17 ... Playoffs: Talled four and-a-half tackles, two pass breakups and amassed 97 yards on five kick returns vs. GEO on 5/31 ... Had the second longest missed field goal return of 44 yards in team playoff history against ARI on 6/8.

2002 AFL: Played every defensive play of every regular and post season ... Tabled the league's Rookie of the Year and Defensive Player of the Year and named to the All-Rookie Team ... Earned Rookie of the Month honors for April ... Posted 55 total tackles, five interceptions and 18 pass breakups ... Led the AFL with six kickoff return touchdowns and had seven combined kick return touchdowns ... First player in team history to return the opening kickoff for a touchdown in consecutive games ... Tied an AFL record with a 58-yard kickoff return and set team single-game records for assisted tackles, combined kick return yards and combined kick return touchdowns ... Had an end zone interception with less than a minute to play to preserve a one-point win over ARI in his first career AFL game and became the third player in team history (Herschel Currie, Terrance Joseph) with a pick in his first game on 4/20 ... Playoffs: Recorded eight tackles, including six solo, four pass breakups and two interceptions in three games ... Tied a team single-game playoff record with two picks vs. ORL on 8/10 ... Had four tackles, two pass breakups and recovered a forced fumble in ArenaBowl XVI against ARI on 8/18.

2001 AFL: Signed as a free agent on Dec. 18.

College: A four-year letter winner at Florida State University ... Emerged as a starter in FSU defensive backfield during the 1999 season and recorded 16 tackles and three interceptions, second-most on the team ... Started against Virginia Tech in the 2000 Sugar Bowl and posted five tackles in FSU's 46-29 victory over the Hookies in the National Championship game ... Started all 13 games his senior season, including the 2001 Orange Bowl National Championship game, and was named second-team All-ACC ... Talled 41 tackles, nine pass breakups and a pair of interceptions ... Played in all 13 games as a sophomore contributing ten tackles and one pass broken up ... Saw action in eight games as a true freshman ... Chose to attend FSU over Miami, Clemson and Florida.

Personal: Born Clevan Nathaniel Thomas on April 6, 1979 in Miami, Fla. ... A SuperPrep All-American following his senior season at Miami Senior High School ... Played both offense and defense, throwing for more than 1,500 yards and 15 touchdowns and had five interceptions as a senior ... Listed as a top-25 high school prospect in the state of Florida by two publications ... Earned a degree from FSU in criminology with a minor in elementary education ... He and his wife Vera have a son, Clevan Jr., and daughter, Infinity ... Says he is still learning to be a husband ... Enjoys reading and lists 'The Purpose-Driven Life' as his favorite book ... Aspires to work with young people as a teacher, coach and mentor following football.

THOMAS' CAREER AFL STATISTICS

YEAR	TEAM	GP	UT	TACKLES				MISC.			FF
				AT	TOT	TFL	SCK	INT	FR	FF	
2013	SJ	18	65	18	74.0	0.0	0	15	2	1	
2008	SJ	16	69	30	84.0	0.0	0	9	3	3	
2007	SJ	16	76	20	86.0	0.5	0	9	3	5	
2006	SJ	16	77	16	85.0	1.0	0	7	3	4	
2005	SJ	14	45	14	52.0	0.0	0	5	1	0	
2004	SJ	4	14	8	18.0	2.0	0	1	0	0	
2003	SJ	14	35	7	38.5	0.0	0	13	1	2	
2002	SJ	14	46	18	55.0	0.5	0	5	0	1	
TOTALS		112	427	131	492.5	4.0	0	65	14	16	

AFL AWARDS

Riddell Defensive Player of the Year (2002, 2003, 2013)
 First Team All-Arena (2002, 2003, 2007, 2013)
 Second Team All-Arena (2006)

Defensive Back of the Year (2013)
 AFL Rookie of the Year (2002)
 All-Ironman Team (2003)

THOMAS' CAREER HIGHS (SINGLE GAME)

Tackles: 10 vs. LV 4/14/06
Solo Tackles: 9 @ LA 3/4/07

Interceptions: 3 vs. ORL 3/29/13
Forced Fumbles: 2 @ NSH 5/25/07

LUIS VASQUEZ

DL #36



6-3, 265 LBS
ARIZONA STATE
4TH YEAR (2ND W/ SJ)

4/23/86 GALES FERRY, CONN.
LAST TEAM: CALGARY STAMPEDERS (AFL)
ASSIGNED AS A FREE AGENT IN 2013

AFL 2013: Appeared in the final two games of 2013 for the SaberCats ...notched two assisted tackles vs. PHI on 7/20 ...made one-and-a-half tackles (one solo), along with a sack on 7/27 vs. CHI.

AFL 2012: Started 17 games as a member of the Milwaukee Mustangs ... was named second team All-Arena ... tied for the team lead with eight-and-a-half sacks ... led team with 11 tackles for loss and four fumble recoveries ... recovered a fumble @ ARI on 3/17 ... registered four and half tackles (three solo) with two-and-a-half sacks @ NOV on 3/23 ... notched two-and-a-half tackles (one solo) and a half sack on 3/29 vs. PIT ... started but recorded no statistics @ SPO on 4/14 ... made three-and-a-half tackles (three solo) and a sack on 4/21 @ CHI ... started but recorded no statistics vs. UTAH on 4/28 ... registered two assisted tackles @ PHI on 5/5 ... DNP @ CLE on 5/11 ... notched one-and-a-half tackles (one solo) and a sack on 5/18 vs. GEO ... made three-and-a-half tackles (three solo), a sack and forced/recovered a fumble @ TBY on 5/26 ... recovered two fumbles and scored two touchdowns vs. SJ on 6/2 ... registered two-and-a-half tackles (two solo) vs. PHI on 6/8 ... made two tackles (one solo) and a half sack @ PIT on 6/16 ... notched three assisted tackles vs. ARI on 6/22 ... made one assisted tackle on 6/29 @ CLE ... made three tackles (two solo) and a sack @ JAC on 7/6 ... notched a sack and three solo tackles on 7/14 vs. CHI ... started but recorded no statistics @ ORL on 7/22.

2011 AFL: Appeared in six games for the Milwaukee Mustangs, starting five ... finished with 18 tackles (16 solo) along with three sacks and a two tackles for loss ... made three solo tackles and registered a sack @ PHI on 6/3 ... Notched five-and-a-half tackles (four solo) along with two sacks on 6/11 vs. KCY ... registered two solo tackles @ JAX on 6/18 ... made four solo tackles on 6/25 @ PIT ... made two-and-a-half tackles (two solo) vs. CLE on 7/2 ... finished with one solo tackle @ NOV on 7/8.

2010 AFL: Appeared in three games for the Dallas Vigilantes during the 2010 season ... finished with two-and-a-half tackles (one solo) and a pass break up ... made an assisted tackle on 3/12 vs. KC ... notched one-and-a-half tackles (one solo) vs. TUL on 3/10 ... registered a pass breakup on 3/31 @ UTAH.

Other Professional Experience: 2012: Signed to the practice squad of the Calgary Stampeders of the Canadian Football League ... 2010: Played for the Arkansas Diamonds of the Indoor Football League ... was named second-team All-IFL and finished with 47 tackles and seven-and-a-half sacks ... 2009: Signed a free agent contract with the Baltimore Ravens of the National Football League.

College: Attended Arizona State after transferring from Arizona Western Junior College and appeared in 25 games during his career for the Sun Devils ... originally signed with Purdue University and redshirted during the 2004 season ... recorded 78 tackles (47 solo), 22 tackles for loss and 8.5 sacks ... 2008: started all 12 games for ASU ... finished second on the team with ten-and-a-half tackles for loss and four sacks ... earned honorable mention All-Pac-10 honors for the second consecutive year ... 2007: started all 13 games for the Sun Devils ... finished second on the team in sacks (four-and-a-half) and tackles for loss (11.5) ... recorded 43 tackles and earned honorable mention All-Pac-10 honors.

Junior College: Played two seasons with Arizona Western Junior College in 2005 and 2006 ... was one of the most dominant junior players in the country, compiling more sacks (31) than any other player in the nation over those two years ... selected as the NJCAA Region I Defensive Most Valuable Player and was named WSFL first-team in 2005 ... collected 61 tackles (33 solo), 24 tackles for loss, 15 quarterback sacks and two forced fumbles in 2006.

Personal: Majored in business management at ASU ... son of Luis Vasquez Sr. and Dorrie Vasquez ... was born in San Diego, Calif.

VASQUEZ'S CAREER AFL STATISTICS

YEAR	TEAM	GP	UT	TACKLES					MISC.			
				AT	TOT	TFL	SCK	INT	FR	FF		
2013	SJ	2	1	3	2.5	1.5	1.0	0	0	0		
2012	MIL	17	19	19	28.5	11.0	8.5	0	4	1		
2011	DAL/MIL	6	17	7	20.5	3.0	3.0	0	0	0		
TOTALS		25	37	29	51.5	15.5	12.5	0	4	1		

AFL AWARDS

Second Team All-Arena (2012)

VASQUEZ'S CAREER HIGHS (SINGLE GAME)

Tackles: 4.0 @ NO 3/23/12
Sacks: 2.5 @ NO 3/23/12
Tackles for Loss: 2.5 @ NO 3/23/12

Fumble Recovery: 2 vs SJ 6/2/12
Forced Fumbles: 1 @ ARI 3/17/12

HUEY WHITTAKER

WR/LB #17



6-5, 225 LBS
SOUTH FLORIDA
8TH YEAR (3RD W/ SJ)

6/19/81 SPRING HILL, FLA
LAST TEAM: BC LIONS (CFL)
ASSIGNED AS A FREE AGENT IN 2011

2013 AFL: Assigned to the SaberCats in Dec. 2012 ... Made his season debut with eight catches for 89 yards and four touchdowns, intercepted a pass and returned it for a 45-yard touchdown, posted three total tackles (one solo) and forced a fumble on 3/23 @ SA ... Caught six passes for 75 yards and a touchdown and also recorded five-and-a-half tackles (four solo) vs. ORL on 3/29 ... Found the end zone once in addition to making five catches for 70 yards and made three-and-a-half tackles @ ARI on 4/6 ... DNP vs. SPO on 4/19 ... Returned to action and caught seven passes for 86 yards and two scores while also registering one tackle and an interception return for a touchdown on 4/27 @ NO ... Caught three passes for 32 yards and posted six total tackles (three solo) vs. CLE on 5/4 ... Caught seven passes for 84 yards and a touchdown and defensively made three tackles (all solo) and recovered a fumble in the endzone for a touchdown vs. TB on 5/10 ... Had three-and-a-half tackles and a pick on defense and also reeled in six catches for 76 yards and two touchdowns, while rushing for three yards and a score on one carry @ JAC on 5/18 ... Hauled in six catches for 46 yards with one touchdown and also finished with three tackles on defense and special teams on 5/25 vs. UTAH ... Caught one pass for six yards and notched two tackles @ SPO on 6/1 ... Led the team with six and-a-half tackles (five solo) while notching a sack, a forced fumble and a five-yard interception return for a touchdown to seal the victory on 6/8 vs. PIT ... Hauled in eight catches for 85 yards and three touchdowns at wide receiver as well as five tackles (four solo) and a tackle for loss at linebacker on 6/15 @ IOWA ... Made three solo tackles on defense and caught four passes for 35 yards and a score vs. ARI on 6/22 ... Hauled in five catches for 74 yards and two touchdowns at wide receiver and registered three-and-a-half tackles (three solo) and a pass breakup @ UTAH on 6/29 ... Caught six passes for 38 yards and three touchdowns at wide receiver and notched two tackles (one solo) on 7/6 vs. SA ... Caught seven passes for 58 yards and four touchdowns at wide receiver, and recorded five tackles (four solo), a pass breakup and an interception @ PIT on 7/13 ... Brought an interception back to the house and made four-and-a-half tackles while making four receptions for 81 yards and a score vs. PHI on 7/20 ... Wrapped up the season in true Ironman style, posting six catches for 63 yards and a touchdown at wide out while tallying five-and-a-half tackles (four solo) at linebacker on 7/27 vs. CHI.

2012 AFL: Opened the season with one touchdown (100th of his career) and eight catches for 94 yards in a 71-70 overtime win vs. ARI on 3/10 ... Caught six passes for 59 yards and a touchdown (including the Cutters Catch of the Game in the third quarter) and carried the ball three times for seven yards and another score on 3/24 @ UTAH ... DNP on 3/30 @ SPO ... Caught seven passes for 64 yards and a season-high three touchdowns on 4/6 vs. SA ... Recorded five receptions for 49 yards and a touchdown in addition to being named the JLS Ironman of the Game, posting two total tackles on defense and special teams on 4/14 @ PHI ... Carried the ball twice for eight yards, including a two-yard scoring run along with three total tackles defensively vs. KC on 4/21 ... DNP on 4/28 @ IOWA or 5/5 @ ARI ... Returned to the lineup on 5/11 vs. UTAH and caught three passes for 51 yards and carried the ball once for one yard touchdown ... DNP on 5/19 @ SA ... Took home JLS Ironman of the Game honors after his performance on 5/26 vs. CHI when he caught five passes for 91 yards and three touchdowns and led the team in tackles with nine-and-a-half ... Caught a team-high 11 passes for 120 yards and three touchdowns on 6/2 @ MIL ... Hauled in a team-high eight catches for 124 yards, two scores, scored a rushing touchdown and recovered a fumble on defense on 6/8 vs. ORL ... Caught five passes for 64 yards and carried the ball three more times for five yards. He converted a pair of two point conversions and made one tackle on 6/17 @ KC ... Caught three passes for 26 yards, recorded four-and-a-half tackles forced a fumble and recovered two more, one of which he returned 17-yards for a touchdown on 6/23 vs. SPO ... DNP on 6/30 @ CHI or 7/7 vs. NO ... Caught nine passes for 91 yards and three touchdowns on 7/14 vs. IOWA ... Playoffs: Made nine receptions for 87 yards and three touchdowns in the first round playoff loss @ ARI on 7/28.

2011 AFL: Started in 16 games for the Tampa Bay Storm in 2011 ... Named AFL Ironman of the Week in Week 1, AFL Offensive Player of the Week in Week

7, tied for team lead with 125 receptions, second with 1,405 yards receiving and 28 touchdown receptions ... Saw action at jack linebacker ... Had a touchdown reception in 12 consecutive games (Ended vs. JAC) ... Had six 100+ yard games on the season ... Had seven straight multi-touchdown games during season for a total of eight ... Led all receivers with ten receptions, accumulated 80 yards receiving and two-and-a-half tackles on defense on 3/11 @ NO ... Caught six passes for 64 yards and a touchdown on 3/17 @ UTH ... Led all receivers with ten catches, had 103 yards and one touchdown ... Added two tackles in the fourth quarter vs. CLE on 3/27 ... Caught eight passes for 85 yards and two touchdowns on 4/1 @ JAC ... Caught five passes for 75 yards and a touchdown @ PHI on 4/15 ... Named Offensive Player of the Week with a 15 catch, 193 yard, five touchdown performance - all top-ten single-game performances in TB franchise history on 4/23 vs. DAL ... Led all receivers with eight catches, 113 yards and two touchdowns and surpassed 4,000 career receiving yards @ MIL on 4/30 ... Led all receivers with 11 receptions, had two touchdowns and 117 yards receiving and a net recovery for a touchdown on 5/6 @ ORL ... Caught seven passes for 51 yards and two touchdowns, recorded one tackle on 5/13 vs. KC ... Snagged 11 balls for 123 yards and three scores against his former team on 5/20 @ SPO ... Caught 12 passes for 121 yards and two touchdowns and surpassed 100 receptions on the season @ GEO on 6/4 ... Caught five passes for 96 yards and three touchdowns on 6/11 vs. PIT ... Caught five passes for 44 yards and a touchdown vs. ORL on 6/17 ... Hauled in five passes for 71 yards on 6/25 @ JAC ... Caught three passes for 33 yards and touchdowns vs. NO on 7/1 ... Made four catches for 44 yards and two touchdowns on 7/9 @ TUL ... Placed on Other League-Exempt on 7/11.

2010 AFL: The offensive key to Spokane's meteoric success in 2010, Whittaker had 144 receptions for 1,653 yards and 37 touchdowns for the Shock in the team's inaugural AFL season en route to the ArenaBowl XXIII Championship ... He also rushed twice for three yards and one touchdown ... Named ArenaBowl XXIII Ironman of the Game ... Named AFL All-Arena Second Team ... Had 14 multi-touchdown games that season ... Started every game at wide receiver for Spokane ... Had eight 100+ yard receiving games ... Caught 12 passes for 102 yards and four touchdowns on 4/2 vs. MIL ... Hauled in 12 balls for the second week in a row, for 95 yards and two touchdowns @ UTH on 4/9 ... Had eight receptions for 98 yards and three touchdowns on 4/17 vs. BOS ... Recorded 11 receptions for 149 yards and three scores vs. CLE on 5/1 ... Registered seven catches for 83 yards and two touchdowns on 5/7 @ ARI ... Posted 13 grabs for 152 yards and three touchdowns on 5/16 @ OKL ... Started season with six straight multi-touchdown games ... Caught a season-low five balls for 43 yards and one touchdown vs. UTH on 5/22 ... Made six catches for 49 yards and a touchdown on 5/29 vs. JAC ... Had 11 catches for 122 yards and two touchdowns @ ORL on 6/12 ... Scored in each of the first nine games of the season ... Made seven catches for 87 yards vs. TUL on 6/18 ... Hauled in seven grabs for 99 yards and two touchdowns on 6/26 @ MIL ... Recorded six catches for 73 yards and one touchdown vs. ARI on 7/2 ... Made 11 catches for 153 yards and a season-high five touchdowns on 7/10 @ CLE ... Had 11 catches for 104 yards and three scores on 7/16 @ IOW ... Registered six receptions for 69 yards and three touchdowns vs. CHI on 7/23 ... Tallied a season-high 175 yards off of 11 catches for two touchdowns @ JAC on 7/30 ... Playoffs: Had three receptions for 34 yards and two touchdowns in the team's first playoff game vs. ARI on 8/6 ... Recorded 14 catches for 165 yards and four touchdowns, along with two rushes for six yards and one score, for a total of five total touchdowns vs. MIL on 8/12 ... Hauled in eight receptions for 82 yards and four scores in ArenaBowl XXIII vs. TB on 8/20 ... Named ArenaBowl XXIII Ironman of the Game ... Also had six tackles on the day.

2008 AFL: First Team All-Arena selection with the Utah Blaze ... Caught 126 balls for 1,547 yards and 40 all-purpose touchdowns ... Seven 100+ yard games receiving ... Touchdowns in 16 of 17 games ... 11 games with multiple touchdowns ... Made three catches for 83 yards and two touchdowns and had two rushes for four yards and two more scores on 3/1 vs. ARI ... Made eight receptions for 116 yards and three touchdowns on 3/9 @ CLE ... Posted

11 catches for 130 yards and one rushing touchdown on 3/14 @ ORL ... Made 12 grabs for 131 yards and four total touchdowns vs. CLB on 3/21 ... Tallied 11 catches for 161 yards and four touchdowns vs. GEO on 3/29 ... Made six catches for 67 yards and three touchdowns on 4/5 @ PHI ... Hauled in eight catches on 4/12 @ LA ... Had six receptions for 49 yards on 4/18 vs. SJ ... Posted 208 receiving yards off of a season-high 20 catches and two touchdowns and also rushed twice for four yards and one score on 4/25 @ NO ... Pulled in 11 catches for 117 yards and four touchdowns vs. KC on 5/3 ... Made seven catches for 107 yards and one touchdown on 5/10 vs. COL ... Had five catches for 51 yards and two touchdowns on and also rushed twice for nine yards and two more scores on 5/17 @ SJ ... Hauled in six catches for 58 yards and a score on 5/24 vs. CHI ... Made three grabs for 54 yards and two touchdowns and also rushed once for two yards and one touchdown @ GR on 6/1 ... Had five catches for 64 yards and three scores on 6/9 vs. LA ... Recorded four catches for 57 yards and one touchdown @ ARI on 6/21 ... Playoffs: Pulled in seven receptions for 66 yards and two touchdowns in a playoff game on 6/28 vs. COL.

2007 AFL: Played in one game with the Utah Blaze, where he recorded two receptions for 33 yards and one touchdown vs. LA after leaving the Tampa Bay Storm practice squad.

2006 AFL: Spent time on the practice squad for the Tampa Bay Storm ... Made AFL debut against NSH with four catches for 22 yards and two-and-a-half tackles in Week 16.

Other Professional Experience: 2010: UFL: Played with the Florida Tuskers of the United Football League after the conclusion of the AFL season ... Played in nine games that season with five catches for 38 yards and one score before spraining his MCL ... 2009: NFL: Signed by the New York Jets on Jan. 2 and spent training camp with the team ... 2005: NFL/NFL Europe: Attended training camp with the Jacksonville Jaguars ... Later allocated to the Frankfurt Galaxy of NFL Europe ... Played in ten games, made 11 receptions for 153 yards and a score ... 2004: NFL: Signed by the Pittsburgh Steelers in 2004 as an un-drafted free agent ... Later joined the Tampa Bay Buccaneers practice squad.

College: 2000-03: Whittaker played wide receiver at the University of South Florida ... Started 21 games for the Bulls and hauled in 117 receptions for 1,447 yards and seven touchdowns ... 1999: Transferred to South Florida from Hudson Valley (N.Y.) Community College.

Personal: Prepped at Springstead high school in Hernando County, Fla. ... Named All-State in his junior and senior seasons ... Also lettered in basketball and track and field ... Married to wife, Barbara, and they have three children ... Runs his own non-profit All-4-One.

WHITTAKER'S CAREER AFL STATISTICS

YEAR	TEAM	GP	RECEIVING					RUSHING			
			NO	YDS	AVG	TD	RUS	YDS	AVG	TD	
2013	SJ	17	89	998	11.2	27	6	15	2.5	1	
2012	SJ	12	69	828	12.0	17	13	28	2.2	4	
2011	TB	16	125	1,405	11.2	28	1	3	3.0	0	
2010	SPO	16	144	1,653	11.5	37	2	3	1.5	1	
2008	UTAH	17	126	1,547	12.2	33	20	16	0.8	8	
2007	UTAH	1	2	33	16.5	1	0	0	0.0	0	
2006	TB	1	4	22	5.5	0	0	0	0.0	0	
TOTALS		80	559	6,486	11.6	142	42	65	1.6	14	

YEAR	TEAM	GP	DEFENSIVE							
			UT	AT	TOT	TFL	SCK	INT	FR	FF
2013	SJ	17	49	33	65.5	2.5	1.0	6	1	2
2012	SJ	12	22	8	26.0	0.0	0.0	0	3	2
2011	TB	16	13	1	13.5	0.0	0.0	0	1	0
2010	SPO	16	4	2	5.0	0.0	0.0	0	0	0
2008	UTAH	17	11	0	11.0	0.0	0.0	0	1	0
2006	TB	1	2	1	2.5	0.0	0.0	0	0	0
TOTALS		80	101	45	123.5	2.5	1.0	6	6	4

AFL AWARDS

All-Arena First Team (2008)
All-Arena Second Team (2010, 2013)

WHITTAKER'S CAREER HIGHS (SINGLE GAME)

Receptions: 20 @ NO 4/25/08
Receiving Yards: 208 @ NO 4/25/08
Receiving Touchdowns: 5 vs. DAL 4/23/11

Tackles: 6.5 vs. PIT 6/8/13
Interceptions: 1 (Six Times: Last - vs. PHI 7/20/13)
Sacks: 1.0 vs. PIT 6/8/13

JARVIS WILLIAMS

WR #11

6-4, 225 LBS
N.C. STATE
3RD YEAR (1ST W/ SJ)

10/13/87 ORLANDO, FLA
LAST TEAM: ORLANDO PREDATORS (AFL)
ACQUIRED IN A TRADE IN JAN. 2014



AFL: 2013: Assigned to the Orlando Predators in June of 2013 ... appearing in six games, he caught 13 passes for 124 yards and one score ... started the year as a member of the Jacksonville Sharks ... appeared in six games, starting two ... caught 14 passes for 137 yards and two touchdowns.

College: Played collegiately for North Carolina State from 2006 to 2010 ... finished his Wolfpack career with 1,764 yards receiving and 20 touchdowns.

AFL: 2012: Appeared in the final 13 games of the season for Orlando, starting nine times ... finished second on the team with 74 catches for 769 yards and 24 touchdowns.

WILLIAMS' CAREER AFL STATISTICS

YEAR	TEAM	GP	NO	RECEIVING		
				YDS	AVG	TD
2013	JAX/ORL	12	27	261	9.7	3
2012	ORL	13	74	769	10.4	24
TOTALS		15	101	1,030	10.2	27

WILLIAMS' CAREER HIGHS (SINGLE GAME)

Receptions: 13 vs. CLE 7/6/12
Receiving Yards: 147 vs. CLE 7/6/12

Receiving Touchdowns: 5 vs. CLE 7/6/12

JEROME WILLIAMS

DL #90

6-2, 270 LBS
CONNECTICUT
1ST YEAR (1ST W/ SJ)

8/30/90 BURLINGTON, N.J.
LAST TEAM: CONNECTICUT (NCAA)
ASSIGNED AS A FREE AGENT IN 2014



College: Played three years at the University of Connecticut ... Over his 16 game career, recorded eight tackles.

JASON WILLIS

WR #7

6-1, 200 LBS
OREGON
7TH YEAR (2ND W/ SJ)

07/26/80 IOTA, LA
LAST TEAM: SAN ANTONIO TALONS (AFL)
ASSIGNED AS A FREE AGENT IN 2012



AFL 2013: Assigned to the SaberCats in Nov. 2012... Made his SaberCats debut on 3/23 @ SA and caught seven balls for 77 yards... Caught eight passes for 98 yards and three touchdowns vs. ORL on 3/29... Reeled in ten catches for 99 yards and two scores and also made one-and-a-half tackles @ ARI on 4/6... Caught nine passes for 123 yards and three more touchdowns vs. SPO on 4/19... Hauled in eight balls for 74 yards on 4/27 @ NO... Earned Russell Athletic Offensive Player of the Game honors by catching eight passes for 85 yards and three touchdowns vs. CLE on 5/4... Caught a pair of passes for 18 yards, both touchdowns vs. TB on 5/10... Had three tackles on defense and 46 receiving yards on two catches and a touchdown on 5/18 @ JAC... Caught five passes for 67 yards and two touchdowns on 5/25 vs. UTAH... Made ten catches for 152 yards and three touchdowns on 6/1 @ SPO... Caught eight passes for 96 yards and two touchdowns while also making three-and-a-half tackles (three solo) on 6/8 vs. PIT... Hauled in nine catches for 116 yards and five scores @ IOWA on 6/15... Caught six passes for 87 yards and two scores while also making three tackles (two solo) vs. ARI on 6/22... Made seven catches for 80 yards and three touchdowns along with two solo tackles on 6/29 @ UTAH... Caught four passes for 74 yards vs. SA on 7/6... Led the way with nine catches for 150 yards and a touchdown on 7/13 @ PIT... Made three catches for 30 yards and a touchdown while making a solo tackle vs. PHI on 7/20... Recorded a team high eight catches for 134 yards and two touchdowns (breaking the SaberCats record for receiving yards in a season) and added two tackles on 7/21 vs. CHI.

AFL 2012: Appeared in 11 games for the San Antonio Talons... Led all Talons wide receivers with 101 receptions for 1,179 yards with 25 touchdowns... Caught eight passes for 80 yards and two touchdowns in his Talons debut on 3/10 vs. UTAH... Posted nine receptions for 92 yards and two touchdowns vs. SPO on 3/17... Led the team with nine catches and 133 yards with two scores on 3/29 @ ORL... Caught a team-high 11 passes for 105 yards and three touchdowns @ SJ on 4/6... Made ten catches for 106 yards and two scores on 4/13 vs. NO... DNP on 4/22 @ ARI, 4/28 vs. CHI or 5/5 @ KC... Returned to action on 5/12 vs. PIT and caught three passes for 52 yards and one touchdown... DNP on 5/19 vs. SJ, @ UTAH on 5/26, on 6/9 @ NO or vs. IOWA on 6/16... Returned to action on 6/23 @ TB and hauled in nine catches for 81 yards and three touchdowns... Led the team with ten catches for 74 yards and one score vs. KC on 6/30... Caught a team-high ten passes for 111 yards and a pair of touchdowns @ CHI on 7/8... Posted a season-high 13 receptions for 183 yards and three scores vs. ARI on 7/13... Concluded the regular season with nine catches for 164 yards and a season-high four touchdowns and also added 13 yards rushing @ IOWA on 7/21... Playoffs: Led the Talons with 11 catches for 112 yards and two touchdowns in their first round loss to UTAH on 7/27.

AFL 2011: Appeared in all 18 games for the Pittsburgh Power... Was the team's second-leading receiver, posting 107 receptions for 1,199 yards and 18 touchdowns... Made his Power debut on 3/11 vs. PHI and caught six passes for 79 yards and two scores... Posted seven catches for 41 yards vs. IOWA on 3/19... Caught eight passes for 54 yards on 3/28 @ MIL... Caught balls for 46 yards vs. TUL on 4/2... Led the team with eight catches for 100 yards and a touchdown on 4/16 vs. JAC... Posted eight receptions for 87 yards and two scores on 4/21 @ NO... Had eight catches for 79 yards and a touchdown @ GEO on 4/30... Made seven receptions for 87 yards and two touchdowns on 5/19 vs. SPO... Notched six catches for 88 yards and three scores vs. SJ on 5/13... Made six catches for 48 yards and one score on 5/28 @ DAL... Posted five receptions for 105 and a pair of touchdowns vs. CLE on 6/4... Had three catches for 22 yards on 6/11 @ TB... Caught two passes for 27 yards and a score @ UTAH on 6/18... Led the team with six catches for 77 yards on 6/25 vs. MIL... Posted three receptions for 32 yards @ ORL on 7/1... Made four catches for 38 yards on 7/10 vs. ARI... Led the team with nine catches for 134 yards and three touchdowns on 7/15 @ CLE... Caught six passes for 55 yards @ PHI on 7/22.

AFL 2010: Appeared in 14 games for the Jacksonville Sharks... Caught 79 passes for 806 yards and 19 touchdowns for the Sharks... Caught four passes for 71 yards and two touchdowns on 4/3 @ OKC... Hauled in three catches for 54 yards and two scores @ ALA on 4/9... DNP on 4/16 vs. ORL... Did not record any offensive statistics, but had an assisted tackle on special teams on 5/1 vs. TUL... DNP @ TB on 5/7 or vs. DAL on 5/14... Recorded six receptions for 47 yards and one score on 5/22 vs. CLE... Made three catches for 26 yards @ SPO on 5/29... Caught seven passes for 62 yards and one touchdown on 6/4 @ CHI... Had ten catches for 90 yards and two scores @ ORL on 6/18... Caught eight passes for 84 yards and two touchdowns on 6/26 vs. ARI... Hauled in five receptions for 55 yards and a pair of scores on 7/3 @ ALA... Made eight catches for 76 yards and a touchdown @ UTAH on 7/10... Had 11 grabs for 93 yards and two scores on 7/17 vs. TB... Caught five passes for 46 yards and a score @ BOS on 7/24... Made nine receptions for 102 yards and three touchdowns in the regular season finale on 7/30 vs. SPO... Playoffs: Posted ten catches for 89 yards and two scores in the first round of the playoffs vs. ORL on 8/6.

AFL 2008: Had a breakout season for the New York Dragons, tallying a career-high 136 catches for 1,555 yards and 30 touchdowns in 16 appearances... Made his season debut with seven catches for 81 yards on 3/3 @ CLE... Posted six catches for 59 yards and an astounding four touchdowns vs. KC on 3/9... Posted five receptions for 25 yards and a pair of scores @ PHI on 3/16... Made three catches for 64 yards on 3/21 @ ARI... Caught seven passes for 49 yards vs. DAL on 3/30... Had nine catches for 113 yards and a touchdown vs. GR on 4/5... Made ten catches for 131 yards and a pair of scores vs. CLB on 4/13... Posted eight receptions for 105 yards and two scores @ TB on 4/18... Caught 12 passes for 158 yards and two touchdowns on 4/26 vs. CLE... Made nine catches for 127 yards with four scores and also earned Offensive Player of the Game honors @ LA on 5/10... Posted nine receptions for 106 and four more touchdowns on 5/18 vs. GEO... Had 13 catches for 144 yards and two scores @ CLB on 5/24... Led the team with nine catches for 93 yards and four touchdowns on 6/2 @ COL... Caught nine passes for 75 yards vs. NO on 6/7... Had 12 receptions for 134 yards and two touchdowns @ DAL on 6/14... Made eight catches for 91 yards and a score on 6/22 vs. PHI... Playoffs: DNP on @ DAL on 6/27 or on 7/5 @ PHI.

AFL 2007: Caught 51 passes for 640 yards and eight touchdowns in nine appearances during his rookie season with the New York Dragons... DNP on 3/4 vs. DAL, @ CHI on 3/18, on 3/23 @ TB, vs. PHI on 4/1 or @ GR on 4/7... Made his AFL debut on 4/15 vs. COL and made seven catches for 75 yards... Posted seven receptions for 68 yards @ ORL on 4/20... Caught three passes for 40 yards and his first career touchdown on 4/28 vs. ARI... Made seven catches for 56 yards @ CLB on 5/4... DNP on 5/14 @ PHI... Had three catches for 43 yards and two touchdowns vs. KC on 5/20... Caught seven passes for 112 yards and one score and also added a rushing touchdown on 5/28 @ NO... Recorded eight catches for 102 yards and a touchdown vs. AUS on 6/2... Made a team-high nine catches for 144 yards and three scores vs. ORL on 6/9... DNP on 6/16 @ DAL or vs. CLB on 6/23.

Other Professional Experience: 2007- NFL: Spent time with the Washington Redskins of the National Football League... 2005-06- NFL: Was a member of the Miami Dolphins... 2004- NFL Europe: Played with the Frankfurt Galaxy... 2003-04- NFL: Spent time with the Seattle Seahawks as an undrafted free agent.

College: Attended the University of Oregon from 1999-2002 where he posted career collegiate totals of 93 catches for 1,117 yards and two scores in 47 appearances for the Ducks... Began his career as a walk-on and finished as a two-year starter.

Personal: Prepped at Laney high school in Augusta, Ga.

WILLIS' CAREER AFL STATISTICS

YEAR	TEAM	GP	NO	RECEIVING			RUS	RUSHING		
				YDS	AVG	TD		YDS	AVG	TD
2013	SJ	18	123	1,606	13.1	35	1	3	3.0	0
2012	SA	11	101	1,179	11.7	25	2	13	6.5	0
2011	PIT	18	107	1,199	11.2	18	2	8	4.0	0
2010	JAC	14	79	806	10.2	19	0	0	0.0	0
2008	NY	16	136	1,555	11.4	30	2	1	0.5	0
2007	NY	9	51	640	12.5	8	1	1	1.0	1
TOTALS		86	597	6,985	11.7	135	8	26	3.25	1

WILLIS' CAREER HIGHS (SINGLE GAME)

Receptions: 13 (Two Times: Last - vs. ARI 7/13/12)
 Receiving Yards: 183 vs. ARI 7/13/12

Receiving Touchdowns: 5 @ IOWA 6/15/13



HISTORY

2013 REVIEW

2013 FINAL AFL REGULAR SEASON STANDINGS

AMERICAN CONFERENCE

EAST DIVISION

Team	OVERALL			POINTS			CONFERENCE				HOME	AWAY
	W	L	T	FOR	OPP	PCT.	W	L	T	PCT.		
Philadelphia Soul *	12	6	0	1052	839	.667	2	2	0	.500	5-4	7-2
Cleveland Gladiators	4	14	0	847	1047	.222	2	2	0	.500	3-6	1-7
Pittsburgh Power	4	14	0	726	1014	.222	2	2	0	.500	1-8	3-6

SOUTH DIVISION

Team	OVERALL			POINTS			CONFERENCE				HOME	AWAY
	W	L	T	FOR	OPP	PCT.	W	L	T	PCT.		
Jacksonville Sharks *	12	6	0	941	883	.667	5	0	0	1.000	6-3	6-3
Orlando Predators*	7	11	0	965	1032	.389	2	4	0	.333	4-5	3-6
Tampa Bay Storm*	7	11	0	959	980	.389	2	4	0	.333	2-7	5-4
New Orleans Voodoo	5	13	0	833	1069	.278	2	4	0	.333	3-6	2-7

NATIONAL CONFERENCE

CENTRAL DIVISION

Team	OVERALL			POINTS			CONFERENCE				HOME	AWAY
	W	L	T	FOR	OPP	PCT.	W	L	T	PCT.		
Chicago Rush*	10*	8	0	973	947	.556	2	2	0	.500	1-4	7-3
San Antonio Talons	10	8	0	782	884	.556	2	2	0	.500	4-5	5-3
Iowa Barnstormers	6	12	0	827	913	.333	2	2	0	.500	2-7	4-5

WEST DIVISION

Team	OVERALL			POINTS			CONFERENCE				HOME	AWAY
	W	L	T	FOR	OPP	PCT.	W	L	T	PCT.		
Arizona Rattlers *	15	3	0	1203	866	.833	4	2	0	.667	8-1	7-2
Spokane Shock*	14	4	0	1198	896	.778	4	2	0	.667	7-2	7-2
San Jose SaberCats*	13	5	0	1033	877	.722	3	3	0	.500	8-2	5-3
Utah Blaze	7	11	0	896	988	.389	1	5	0	.167	4-5	3-5

* Chicago went 2-1 in Neutral Site Games * Playoff Participant

2013 AFL PLAYOFF RESULTS

NATIONAL CONFERENCE SEMIFINALS

8/1 (3) Spokane Shock 69 (2) Chicago Rush 47
8/4 (1) Arizona Rattlers 59 (3) San Jose SaberCats 49

AMERICAN CONFERENCE SEMIFINALS

8/3 (1) Philadelphia Soul 59 (4) Orlando Predators 55
8/3 (2) Jacksonville Sharks 69 (3) Tampa Bay Storm 62

NATIONAL CONFERENCE CHAMPIONSHIP

8/10 (1) Arizona Rattlers 65 (3) Spokane Shock 57

AMERICAN CONFERENCE CHAMPIONSHIP

8/10 (1) Philadelphia Soul 75 (2) Jacksonville Sharks 59

ARENA BOWL XXV

8/17 (1) Arizona Rattlers 48 (1) Philadelphia Soul 39

Game played in Orlando, Fla.

2013 ALL-ARENA LEAGUE TEAMS

ALL-AFL FIRST TEAM			ALL-AFL SECOND TEAM		
NAME	POS.	TEAM	NAME	POS.	TEAM
ERIK MEYER	QB	SPOKANE	NICK DAVILA	QB	ARIZONA
DERRICK ROSS	FB	PHILADELPHIA	ODIE ARMSTRONG	FB	ARIZONA
ADRON TENNELL	WR	SPOKANE	# REGGIE GRAY	WR	CHICAGO
JOE HILLS	WR	TAMPA BAY	ROD WINDSOR	WR	ARIZONA
ANTHONY JONES	WR	PHILADELPHIA	JERON HARVEY	WR	JACKSONVILLE
BRENNAN CARVALHO	C	PHILADELPHIA	BILLY EISENHARDT	C	CHICAGO
CHRISTIAN JOHNSON	OL	PHILADELPHIA	MICHAEL HUEY	OL	ARIZONA
# RICH RANGLIN	OL	SAN JOSE	# GEORGE BUSSEY	OL	SAN JOSE
# JOE SYKES	DL	SAN ANTONIO	MIKE LEWIS	DL	IOWA
BRYAN ROBINSON	DL	PHILADELPHIA	JERRY TURNER	DL	JACKSONVILLE
TIM MCGILL	DL	SAN ANTONIO	# JASON STEWART	DL	SAN JOSE
# FRANCIS MAKI	MLB	SAN JOSE	AARON ROBBINS	MLB	JACKSONVILLE
JAMAR RANSOM	JLB	SAN ANTONIO	# HUEY WHITTAKER	JLB	SAN JOSE
# CLEVAN THOMAS	DB	SAN JOSE	ARKEITH BROWN	DB	ARIZONA
VIRGIL GRAY	DB	ARIZONA	RAYSHAUN KIZER	DB	PHILADELPHIA
TERRANCE SMITH	DB	JACKSONVILLE	FRED SHAW	DB	SAN ANTONIO
GARRETT LINDHOLM	K	ARIZONA	CARLOS MARTINEZ	K	PHILADELPHIA
TERRANCE SANDERS	KR	SPOKANE	DOMINIC JONES	ST	ORLANDO

CURRENT MEMBER OF THE SAN JOSE SABERCATS

2013 REVIEW



SATURDAY MARCH 23, 2013
ALAMODOME
 SAN JOSE SABERCATS AT SAN ANTONIO TALONS
 ATTENDANCE: 8,161



The San Jose SaberCats (1-0) opened their 2013 season by knocking off the San Antonio Talons (0-1) on Saturday night at the Alamodome in front of 8,161 fans. The SaberCats new quarterback Aaron Garcia completed 23-of-36 his passes for 264 yards and five touchdowns. Garcia also continued to improve on his Hall of Fame numbers, throwing for his 1,200th career touchdown, and currently has 1,201. Wide receiver Huey Whittaker also had a monster day, scoring five total touchdowns, four receiving and one on an interception return.

After the teams traded turnovers on their first possessions, San Jose opened the scoring as Garcia found Whittaker in the back of the endzone for a three-yard score to put the SaberCats up 6-0 midway through the first quarter. Defensive back Clevan Thomas then recorded the 51st interception of his career as San Jose shut out San Antonio in the first quarter.

Garcia found Whittaker for the second time on the first play of the second quarter from six-yards out to stretch the SaberCats lead to 13-0. Whittaker struck again midway through the second quarter, this time from the linebacker position, as he intercepted a John Dutton pass and raced 45-yards for the score to put San Jose on top 20-0. The Talons put up their first touchdown of the game late in the half, as Dutton hooked up with Arena Football League veteran Robert Quiroga on a 21-yard strike.

The teams traded touchdowns to start the second half, as Dutton picked out a wide open Jomo Wilson for a 23-yard score and Garcia found Whittaker for the third time, this time from four-yards out. San Jose led 27-14 midway through the third. The Talons fought back and took the lead briefly, as Dutton and Quiroga connected again from four-yards out and then defensive back Fred Shaw returned an interception 54 yards for the touchdown.

San Jose took the lead right back on the next play from scrimmage as Garcia found Whittaker for the 40-yard touchdown to put the SaberCats on top 34-28 early in the fourth quarter. San Antonio wrestled the lead back, as Dutton picked out a well-covered Wilson for a 27-yard touchdown, and the Talons led 35-34. The see-saw affair continued as new SaberCats offensive lineman TJ Watkins took a 17-yard screen pass in for the score, Garcia's fifth touchdown pass on the night to put San Jose in front 41-35 with a little over nine minutes to play.

A key fourth and goal conversion saw San Antonio take a 42-41 lead, as Dutton picked out a wide open Dwayne Eley, Jr. from seven yards out. SaberCats wide receiver Jamarko Simmons then dove in from one-yard out with just 52 seconds to play to move San Jose into a 47-42 lead. It all came down to a fourth and goal to go for the Talons with just 17 seconds remaining, and the SaberCats defense stood tall, forcing the incompletion to wrap up their first win of the 2013 season.

Score By Quarter	1	2	3	4	OT	Score
SaberCats	6	14	7	20	0	47
Talons	0	7	21	14	0	42

Scoring Summary

- SJ - Whittaker, 3-yard pass from Garcia (Pertuit kick failed)
- SJ - Whittaker, 6-yard pass from Garcia (Pertuit kick)
- SJ - Whittaker, 45-yard interception return (Pertuit kick)
- SA - Quiroga, 21-yard pass from Dutton (Demos kick)
- SA - Wilson, 23-yard pass from Dutton (Demos kick)
- SJ - Whittaker, 4-yard pass from Garcia (Pertuit kick)
- SA - Quiroga, 4-yard pass from Dutton (Demos kick)
- SA - Shaw, 54-yard interception return (Demos kick)
- SJ - Whittaker, 40-yard pass from Garcia (Pertuit kick)
- SA - Wilson, 27-yard pass from Dutton (Demos kick)
- SJ - Watkins, 17-yard pass from Garcia (Petuit kick)
- SA - Eley, 7-yard pass from Dutton (Demos kick)
- SJ - Simmons, 1-yard run (Garcia pass failed)

Team Statistics

	SJ	SA
First Downs	18	22
Total Net Yds	268	240
Rush Net Yds	8	10
Pass Net Yds	160	230
Comp-Att-Int	23-36-3	19-43-2
KO Returns-Yds-TD	6-127-0	6-125-0
MFG Returns-Yds-TD	1-24-0	0-0-0
Ints for-Yds-TD	2-62-1	3-59-1
Penalties-Yds	10-60	9-56
Fumbles-Lost	0-0	2-2

Individual Statistical Leaders

Passing						
Team	Player	Comp.	Att.	Int	Yds	TD
SJ	Garcia	23	36	3	264	5
SA	Dutton	19	43	2	244	5
Rushing						
Team	Player	Att.	Yds.	Avg.	TD	
SJ	Whittaker	1	66	6.0	0	
SA	Dutton	3	6	2.0	0	
Receiving						
Team	Player	Rec.	Yds.	Avg.	TD	
SJ	Whittaker	8	89	11.2	4	
SA	Wilson	6	105	17.5	2	

2013 REVIEW



62

FRIDAY MARCH 29, 2013
HP PAVILION
ORLANDO PREDATORS VS. SAN JOSE SABERCATS
ATTENDANCE: 11,263



65

The San Jose SaberCats (2-0) opened their 2013 home slate by defeating the visiting Orlando Predators (0-2) 65-62 in thrilling fashion on Friday night at HP Pavilion in front of 11,263 fans. Quarterback Aaron Garcia completed 22-of-36 passes for 288 yards and seven touchdowns in his home debut for San Jose. Riddell Defensive Player of the Game, defensive back Clevan Thomas led the team in tackles with seven, and posted an eye-popping three interceptions, including one that sealed the game in the endzone as time expired.

A chippy first quarter didn't stop these two prolific offenses from putting up explosive numbers. The SaberCats reached the endzone on all three of their first quarter possessions, led by two touchdown grabs from wide receiver Jason Willis. The Predators found paydirt on both of their first quarter possessions with Russell Athletic Offensive Player of the Game, wide receiver Amarri Jackson scoring both touchdowns, but still trailed 21-14 after one quarter.

After Thomas' second interception in as many games, Garcia and Willis hooked up for a third time, pushing the SaberCats lead to 14. However, Orlando stayed in the game with two touchdowns from quarterback Kyle Rowley to wide receiver Prechae Rodriguez, sandwiched around San Jose wide receiver Jamarko Simmons' second touchdown of the game, which brought the half time score to 35-28, in favor of the SaberCats.

Opening the second half with possession of the football, the Predators struck quickly, with Rowley finding Jackson for his third score to tie the game at 35. The teams then traded touchdowns as well as interceptions before Garcia fired a bullet to wide receiver Huey Whittaker for a 35-yard scoring strike to take the 49-42 lead into the final quarter.

The Predators again countered San Jose's attempts to put them away, starting the fourth quarter with two touchdowns and a pair of defensive stops to take the lead for the first time, 55-49. After a sack by San Jose defensive lineman Jabari Fletcher that resulted in a safety made the score 55-51, the teams traded touchdowns in the final minute. With just 27 seconds left on the clock, defensive back Mervin Brookins took the ensuing kickoff 58-yards for the score, putting the SaberCats ahead for good. Thomas intercepted a last-ditch attempt by Rowley in the endzone, his third interception of the game, to seal the 65-62 victory for San Jose.

For the SaberCats, their deep and dangerous receiving corps lived up to its name in the win. In the balanced attack, Willis led the way with eight catches for 98 yards and three touchdowns. Whittaker finished with six catches for 75 yards and a score while Simmons came through in the clutch with four catches, three for touchdowns and 35 yards. On defense, Thomas, the Hall of Fame selection put his ball-hawking skills on display once again, finishing with the three interceptions.

For Orlando, whose losing streak on the road stretched to 11 games, their gaudy offensive statistics weren't enough to deliver a victory. Rowley finished his impressive night 26-of-46 passing for 373 yards and nine touchdowns. On the outside, Jackson snagged 12 catches for 209 yards and five scores, while running mate Rodriguez ended with eight catches for 98 yards and three touchdowns. On defense, cornerbacks Simeon Castille and Marcus Everett each registered one interception and fellow defensive back Dominic Jones led the team with five tackles on the night.

Score By Quarter	1	2	3	4	Score
Predators	14	14	14	20	62
SaberCats	21	14	14	16	65

Scoring Summary

SJ - Willis, 31-yard pass from Garcia (Pertuit kick)
 ORL - Jackson, 6-yard pass from Rowley (Lewis kick)
 SJ - Simmons, 8-yard pass from Garcia (Pertuit kick)
 ORL - Jackson, 49-yard pass from Rowley (Lewis kick)
 SJ - Willis, 14-yard pass from Garcia (Pertuit kick)
 SJ - Willis, 8-yard pass from Garcia (Pertuit kick)
 ORL - Rodriguez, 9-yard pass from Rowley (Lewis kick)
 SJ - Simmons, 4-yard pass from Garcia (Pertuit kick)
 ORL - Rodriguez, 4-yard pass from Rowley (Lewis kick)
 ORL - Jackson, 7-yard pass from Rowley (Lewis kick)
 SJ - Folkerts, 1-yard run (Pertuit kick)
 ORL - Rodriguez, 35-yard pass from Rowley (Lewis)
 SJ - Whittaker, 34-yard pass from Garcia (Pertuit kick)
 ORL - Townsell, 16-yard pass from Rowley (Lewis kick failed)
 ORL - Jackson, 34-yard pass from Rowley (Lewis kick)
 SJ - Fletcher, safety
 SJ - Simmons, 6-yard pass from Garcia (Peruit kick)
 ORL - Jackson, 4-yard pass from Rowley (Lewis kick)
 SJ - Brookins, 58-yard kick return (Pertuit kick)

Team Statistics

	ORL	SJ
First Downs	23	19
Total Net Yds	355	283
Rush Net Yds	-1	0
Pass Net Yds	356	283
Comp-Att-Int	24-46-3	22-36-2
KO Returns-Yds-TD	5-70-0	5-110-1
MFG Returns-Yds-TD	0-0-0	0-0-0
Ints for-Yds-TD	2-16-0	3-0-0
Penalties-Yds	7-31	6-49
Fumbles-Lost	0-0	0-0

Individual Statistical Leaders

Passing		Comp.	Att.	Int	Yds	TD	Sack
Team	Player						
ORL	Rowley	26-46-3	373	9	2		
SJ	Garcia	22-36-2	288	7	1		
Rushing		Att.	Yds.	Avg.	TD		
Team	Player						
ORL	Townsell	2	3	1.5	0		
SJ	Folkerts	3	1	0.3	1		
Receiving		Rec.	Yds.	Avg.	TD		
Team	Player						
ORL	Jackson	12	209	17.4	5		
SJ	Willis	8	98	12.3	3		

2013 REVIEW



SATURDAY APRIL 6, 2013
US AIRWAYS CENTER
SAN JOSE SABERCATS AT ARIZONA RATTLETS
ATTENDANCE: 7,156



The San Jose SaberCats (2-1) fell to the Arizona Rattlers (3-0) 73-47 on Saturday night at US Airways Center in front of 7,156 fans in Phoenix. Quarterback Aaron Garcia completed 25-of-42 passes for 293 yards and six touchdowns for San Jose. Turnovers told the story in this one, as Garcia was intercepted three times, two of which were brought back for scores and San Jose was stopped once more on downs.

Arizona got on the scoreboard first, as former SaberCats defensive back Marquis Floyd returned a deflected Garcia pass 40 yards for the opening score. San Jose responded quickly, however, as Garcia hooked up with wide receiver Fred Williams from 18 yards out to knot the score at seven midway through the first quarter. The teams traded scores once more to tie things at 14 after one quarter of play.

The Rattlers scored quickly into the second quarter as quarterback Nick Davila picked out wide receiver Tysson Poots for the second time on the night, this time from 12-yards out, to put Arizona in front, 21-14. After Garcia threw his second interception of the first half, Arizona capitalized as Davila connected with Kerry Reed on a 24-yard strike to put the Rattlers on top 28-14 with 7:56 to play in the second quarter. Reed struck again on the next drive, intercepting Garcia from his jack linebacker position and returning it 43-yards for the score, extending Arizona's advantage to 35-14.

Following a 42-yard kick return by defensive back Mervin Brookins, Garcia rebounded with a 12-yard touchdown toss to wide receiver Jason Willis to pull within two scores. Arizona benefitted from a pair of rushing touchdowns by fullback Odie Armstrong sandwiched around a 24-yard touchdown pass from Garcia to Huey Whittaker and Arizona led 49-28 at the half.

The teams traded scores to open the second half, and Arizona pushed the lead to 59-35 on a 24-yard field goal by kicker Garrett Lindholm with just under four minutes remaining in the third quarter. The SaberCats were unable to score on a key fourth down inside the red zone and trailed by the same score heading into the fourth quarter.

Reed found the endzone for the third time on the night, his second offensively as he caught a nine-yard strike from Davila in early in the fourth quarter. San Jose pulled another score back when Garcia threw for his sixth score of the evening, connecting with wide receiver Jamarko Simmons, cutting Arizona's lead to 66-41. After another Arizona score, quarterback Mitch Mustain threw his first career touchdown pass, finding Williams for a 31-yard touchdown, his second score of the night. It wasn't enough however, as San Jose dropped their first game in 2013, 73-47.

Score By Quarter	1	2	3	4	Score
SaberCats	14	14	7	12	47
Rattlers	14	35	10	14	73

Scoring Summary

ARI - Floyd, 40-yard interception return (Lindholm kick)
 SJ - Williams, 18-yard pass from Garcia (Pertuit kick)
 ARI - Poots, 14-yard pass from Davila (Lindholm kick)
SJ - Simmons, 11-yard pass from Garcia (Pertuit kick)
 ARI - Poots, 17-yard pass from Davila (Lindholm kick)
 ARI - Reed, 24-yard pass from Davila (Lindholm kick)
 ARI - Reed, 43-yard interception return (Lindholm kick)
 SJ - Willis, 12-yard pass from Garcia (Lindholm kick)
 ARI - Armstrong, 6-yard run (Lindholm kick)
 SJ - Whittaker, 24-yard pass from Garcia (Pertuit kick)
 ARI - Armstrong, 1-yard run (Lindholm kick)
 ARI - Armstrong, 37-yard pass from Davila (Lindholm kick)
 SJ - Willis, 4-yard pass from Garcia (Pertuit kick)
ARI - Lindholm 24-field goal
 ARI - Reed, 4-yard pass from Davila (Lindholm kick)
 SJ - Simmons, 4-yard pass from Garcia (Garcia pass failed)
 ARI - Windsor, 20-yard pass from Davila (Lindholm kick)
 SJ - Williams, 31-yard pass from Mustain (Mustain pass failed)

Team Statistics

	SJ	ARI
First Downs	21	21
Total Net Yds	322	254
Rush Net Yds	0	15
Pass Net Yds	322	239
Comp-Att-Int	27-46-3	14-23-0
KO Returns-Yds-TD	7-139-0	5-103-0
MFG Returns-Yds-TD	0-0-0	0-0-0
Ints for-Yds-TD	0-0-0	3-92-2
Penalties-Yds	14-69	9-60
Fumbles-Lost	0-0	0-0

Individual Statistical Leaders

Passing						
Team	Player	Comp.	Att.	Int.	Yds	TD
SJ	Garcia	25	42	3	293	6
ARI	Davilla	13	22	0	231	6
Rushing						
Team	Player	Att.	Yds.	Avg.	TD	
SJ	Simmons	1	0	0.0	0	
ARI	Armstrong	7	11	1.6	2	
Receiving						
Team	Player	Rec.	Yds.	Avg.	TD	
SJ	Williams	8	108	13.5	2	
ARI	Reed	5	53	10.6	2	

2013 REVIEW



69

FRIDAY APRIL 19, 2013
 HP PAVILION
 SPOKANE SHOCK VS. SAN JOSE SABERCATS
 ATTENDANCE: 10,123



47

The San Jose SaberCats (2-2) fell to the visiting Spokane Shock (5-0) in front of 10,123 strong at HP Pavilion on Friday night. The Shock handled a divisional foe for the second straight week behind Paul Stephens' record-setting five-interception performance and quarterback Erik Meyer's eight-touchdown night. Key penalties and costly interceptions along with Meyer's aerial attack led to San Jose's demise, as they lost their second straight game and their first at home since they lost to the Shock last season 90-63 in June. Meyer ended the night completing 26-of-37 for 242 yards and threw his 40th touchdown pass on the season. Garcia completed 28-of-45 passes for 309 yards and six touchdowns, but also threw the five interceptions.

Garcia struggled on the first drive, throwing his ninth interception on the year to Paul Stephens, his first of the season. Spokane capitalized on the turnover with a one-handed touchdown catch from 19 yards out by Adron Tennell, his 15th on the year. San Jose was able to answer back with a touchdown of their own, a 28-yard pass from Garcia to Jamarko Simmons. Meyer and Tennell would find paydirt one more time, and Garcia found Samora Goodson in the end zone to once again tie it at 14 as the first quarter came to an end.

Meyer opened the second quarter with his 35th touchdown on the young season, this time finding Kamar Jorden. The SaberCats marched down the field in an attempt to tie things up once again, however an unfortunate bounce off the crossbar resulted in Stephens' second interception on the night. Meyer took advantage of the costly turnover and found Jorden again, this time with an 18-yard score. Garcia was able to shake off that last ill-fated drive to find his partner in crime Jason Willis in the corner of the end zone to cut the Shock lead to six. This was Garcia's third score on the night and his 78th career touchdown pass to Willis. After Meyer led the Shock down the field for seven more, the turnover bug bit the 'Cats once again with Stephen's third interception of the half. Meyer's first half performance proved why he leads the league in most passing categories, by completing 16-of-22 passes for 159 yards and five scores.

The SaberCats would start the third quarter down 34-21 and saw their deficit increase to 27 points after Meyer found Jorden for the third time in the end zone and Stephens brought back an interception 27-yards to the house; his fourth on the night. The resilient Garcia once again found Willis for a 41-yard score to make it 48-27 halfway through the third quarter. Shock receiver Jackie Chambers joined the party with a ten-yard touchdown of his own to raise the Shock lead to 28 points.

San Jose would not go down just yet as a Garcia found Willis again from four yards out to narrow the deficit to 21. The 'Cats immediately got the ball back after defensive back JC Neal forced a fumble, which set up a three-yard Brian Folkerts rushing touchdown. The momentum seemed to take a sudden shift San Jose's way after the turnover; however masterful Meyer threw his 40th touchdown on the year with a six-yard reception to Tennell. Recently acquired offensive lineman Rich Ranglin reeled in his first career touchdown on a nine-yard screen pass from Garcia to answer for the SaberCats but Tennell added another touchdown, this time on the ground from two-yards out, to end all hopes of a comeback. The game ended just like it started as Stephens picked off Garcia for the fifth time (an AFL single-game record) in the game with 39 seconds left in regulation to seal the 69-47 victory for the Shock.

Score By Quarter	1	2	3	4	Score
Shock	21	6	20	6	53
SaberCats	21	21	14	20	76

Scoring Summary

- SPO - Tennell, 19-yard pass from Meyer (Spencer kick)
- SJ - Simmons, 33-yard pass from Garcia (Pertuit kick)
- SPO - Tennell, 39-yard pass from Meyer (Spencer kick)
- SJ - Goodson, 8-yard pass from Garcia (Pertuit kick)
- SPO - Jorden, 15-yard pass from Meyer (Spencer kick)
- SPO - Jorden, 18-yard pass from Meyer (Spencer kick failed)
- SJ - Willis, 27-yard pass from Garcia (Pertuit kick)
- SPO - Brooks, 3-yard pass from Meyer (Spencer kick)
- SPO - Jorden, 9-yard pass from Meyer (Spencer kick)
- SPO - Stephens, 26-yard interception return (Spencer kick)
- SJ - Willis, 41-yard pass from Garcia (Pertuit kick failed)
- SPO - Chambers, 10-yard pass from Meyer (Spencer kick)
- SJ - Willis, 4-yard pass from Garcia (Pertuit kick)
- SJ - Folkerts, 3-yard run (Pertuit kick)
- SPO - Tennell, 6-yard pass from Meyer (Spencer kick)
- SJ - Ranglin, 9-yard pass from Ranglin (Pertuit kick failed)
- SPO - Tennell, 2-yard run (Spencer kick)

Team Statistics

	SPO	SJ
First Downs	20	22
Total Net Yds	265	314
Rush Net Yds	28	15
Pass Net Yds	237	299
Comp-Att-Int	26-37-0	28-45-5
KO Returns-Yds-TD	5-68-0	11-132-0
MFG Returns-Yds-TD	0-0-0	0-0-0
Ints for-Yds-TD	5-65-1	0-0-0
Penalties-Yds	6-26	7-43
Fumbles-Lost	1-1	1-0

Individual Statistical Leaders

Passing		Comp.	Att.	Int.	Yds	TD	Sack
Team	Player						
SPO	Meyer	26	37	0	242	8	1
SJ	Garcia	28	45	5	309	6	2
Rushing		Att.	Yds.	Avg.	TD		
Team	Player						
SPO	Meyer	1	14	14.0	0		
SJ	Folkerts	2	11	5.5	1		
Receiving		Rec.	Yds.	Avg.	TD		
Team	Player						
SPO	Tennell	9	117	13.0	3		
SJ	Simmons	11	126	11.5	1		

2013 REVIEW



SATURDAY APRIL 27, 2013
MERCEDEZ BENZ SUPERDOME
 SAN JOSE SABERCATS AT NEW ORLEANS VOODOO
 ATTENDANCE: 4,357



The San Jose SaberCats (3-2) knocked off the New Orleans VooDoo (1-4) 57-38 in front of 4,357 fans at the Mercedes Benz Superdome on Saturday night. It marked the first Arena Football League game at the Superdome since July 25, 1992, the last season for the now-defunct New Orleans Night. San Jose's new quarterback Russ Michna debuted impressively, completing 23-35 passes for 312 yards and six touchdowns with just one interception. Wide receivers Huey Whittaker and Jamarko Simmons scored three times each on the night, with Whittaker getting one defensively.

San Jose struck first midway through the first quarter, as Whittaker intercepted a Zack Eskridge pass and returned it ten yards for the opening score. The SaberCats defense played very well in the first quarter, allowing just a field goal and took a 7-3 lead into the second.

Michna threw the first touchdown of his SaberCats career early in the second, as he hooked up with Simmons on a six-yard strike. VooDoo wide receiver Quorey Payne brought the ensuing kickoff back 57-yards for the score to trim the San Jose lead to 14-9. New Orleans' defense made the next big play, stopping a wide receiver screen attempt in San Jose's endzone, as defensive back Demarcus Robinson made the tackle on Fred Williams, bringing the score to 14-11.

After the VooDoo took their first lead of the game, Michna bounced back from an interception to find Simmons on a 47-yard touchdown strike, their second connection on the evening, as San Jose took a 21-17 advantage late in the first half. Following a successful outside kick recovery, the SaberCats extended their lead to 28-17 at the half when Michna picked out Whittaker for a ten-yard score as time expired.

San Jose picked up right where they left off as Michna hit Williams for a 45-yard score, and following a safety on the VooDoo's next drive, the SaberCats were in control early in the third quarter, 37-17. New Orleans then pulled a score back, as Eskridge scored on a quarterback keeper from a yard out to cut the San Jose advantage to 37-24. San Jose responded with another long touchdown pass as Michna and Whittaker connected from 35-yards out, pushing the lead to 43-24 late in the third quarter.

The SaberCats extended their lead to 50-24 early in the fourth, as Simmons scored from the wildcat formation on a one-yard score on fourth down, his third score of the night. New Orleans pulled a bit closer as backup quarterback Bill Stull scored from a yard out on the ground, bringing the score to 50-31 in favor of San Jose. Michna finished off his SaberCats debut, firing a bullet to Williams for an 11-yard touchdown, pushing the score to 57-31 with just over a minute to play in the fourth. New Orleans added a late touchdown to bring the final score to 57-38.

Score By Quarter	1	2	3	4	Score
SaberCats	7	21	15	14	57
VooDoo	3	14	7	14	38

Scoring Summary

- SJ - Whittaker, 10-yard interception return (Pertuit kick)
- NO - Cismesia, 25-yard field goal
- SJ - Simmons, 6-yard pass from Michna (Pertuit kick)
- NO - Payne, 57-yard kick return (Cismesia kick blocked)
- NO - Robinson, safety
- NO - Duval, 9-yard pass from Eskridge (Cismesia kick failed)
- SJ - Simmons, 47-yard pass from Michna (Pertuit kick)
- SJ - Whittaker, 9-yard pass from Michna (Pertuit kick)
- SJ - Williams, 45-yard pass from Michna (Pertuit kick)
- SJ - Warren, safety
- NO - Eskridge, 1-yard run (Cismesia kick)
- SJ - Whittaker, 35-yard pass from Michna (Pertuit kick failed)
- SJ - Simmons, 1-yard run (Pertuit kick)
- NO - Stull, 1-yard run (Cismesia kick)
- SJ - Williams, 11-yard pass from Michna (Petuit kick)
- NO - Smith, 5-yard pass from Stull (Cismesia kick)

Team Statistics

	SJ	NO
First Downs	20	16
Total Net Yds	313	186
Rush Net Yds	11	37
Pass Net Yds	302	149
Comp-Att-Int	23-35-1	15-32-2
KO Returns-Yds-TD	4-49-0	7-147-1
MFG Returns-Yds-TD	0-0-0	0-0-0
Ints for-Yds-TD	2-29-1	1-33-0
Penalties-Yds	8-49	7-33
Fumbles-Lost	2-2	2-2

Individual Statistical Leaders

Passing						
Team	Player	Comp.	Att.	Int.	Yds	TD
SJ	Michna	23	35	1	321	6
PHI	Stull	8	14	0	97	1
Rushing						
Team	Player	Att.	Yds.	Avg.	TD	
SJ	Simmons	5	12	2.4	1	
PHI	Duval	2	20	10.0	0	
Receiving						
Team	Player	Rec.	Yds.	Avg.	TD	
SJ	Williams	6	99	16.5	2	
PHI	Duval	5	90	18.0	1	

2013 REVIEW



36

SATURDAY MAY 4, 2013
HP PAVILION
CLEVELAND GLADIATORS VS. SAN JOSE SABERCATS
ATTENDANCE: 8,563



56

The San Jose SaberCats (4-2) won their second consecutive game, defeating the Cleveland Gladiators (1-5) 56-36 in front of 8,563 fans at HP Pavilion on Saturday night. On a night when SaberCats Legend, quarterback Mark Grieb was honored by the retiring of his jersey at halftime, current San Jose quarterback Russ Michna made his home debut, completing 18-of-25 passes for 197 yards and 4 touchdowns with zero interceptions.

The SaberCats got off to a much-needed fast start against the Gladiators. Michna, looking to immediately impress his new home crowd, showed his skills during the opening 45-yard march down the field that ended with a six-yard toss to Russell Athletic Offensive Player of the Game, wide receiver Jason Willis for the score. After the defense forced a turnover on downs, buoyed by a Terrance Carter sack on fourth down, Michna found wide receiver Jamarko Simmons for the 50th touchdown of his Arena Football League career and a 14-0 lead for the 'Cats.

After being held scoreless through the first 15 minutes, the Gladiators got on the board early in the second quarter with a one-yard keeper from quarterback Brian Zbydniewski. After Carter blocked the point after attempt, JLS Playmaker of the Game Fred Williams took the ensuing kickoff 57-yards to the house to extend the lead back to double digits at 21-6, in favor of San Jose. Following an impressive defensive stand led by defensive back Clevan Thomas, the offense kept the momentum rolling for the SaberCats. Michna completed all five of his pass attempts and Simmons found the end zone with a one-yard bull rush to push the San Jose lead up to 28-6. Cleveland answered back with a touchdown in the final minute to close the gap to 16 points; however, Williams wasn't quite ready to be done with the first half. He took the next kickoff 55-yards, his second kickoff return for a touchdown of the night, to prop the San Jose lead back up to 35-12. A last second 42-yard field goal from Cleveland brought the halftime lead to 35-15 in favor of San Jose.

Coming out for the third quarter, Cleveland's halftime adjustments paid off early, as wide receiver Dominick Goodman found the end zone from 17 yards out, making the Cutters Catch of the Game over the boards to close San Jose's lead to 13. The subsequent kickoff bounced off the bar and directly into the hands of Gladiators defensive back Lenny Wicks, who walked into the end zone for a net recovery touchdown to bring Cleveland within six. Getting on the field for the first time in the second half, the offense extended the lead back to 13 when Michna found Willis from 18 yards out, their second touchdown connection on the evening.

Following an interception by Riddell Defensive Player of the Game, defensive lineman Jason Stewart off of a tipped pass late in the third quarter, the offense quickly struck to open the scoring in the final game. Simmons once again bullied his way into the end zone for his second rushing, and third overall touchdown on the night, to drive the SaberCats lead back up the halftime margin of 20 points. Cleveland wouldn't go away just yet, as Zbydniewski connected with wide receiver Jamar Howard for a 6-yard score, bringing the count to 49-36 SaberCats with just over seven minutes remaining. Michna continued his efficient play, answering the Cleveland score by once again finding Willis for a 20-yard touchdown and ending all thoughts of a Gladiators comeback. After the defense forced its fourth turnover on downs, the offense ran out the clock to seal the 56-36 victory for the SaberCats.

Score By Quarter	1	2	3	4	Score
Gladiators	0	15	14	7	36
SaberCats	14	21	7	14	56

Scoring Summary

- SJ - Willis, 6-yard pass from Michna (Pertuit kick)
- SJ - Simmons, 1-yard pass from Michna (Pertuit kick)
- CLE - Zbydniewski, 1-yard run (Pettrey kick blocked)
- SJ - Williams, 57-yard kick return (Pertuit kick)
- SJ - Simmons, 1-yard run (Pertuit kick)
- CLE - Goodman, 1-yard run (Pettrey kick failed)
- SJ - Williams, 55-yard kick return (Pertuit kick)
- CLE - Pettrey, 42-yard field goal
- CLE - Goodman, 17-yard pass from Zbydniewski (Pettrey kick)
- CLE - Wicks, 2-yard net recovery (Pettrey kick)
- SJ - Willis, 18-yard pass from Michna (Pertuit kick)
- SJ - Simmons, 1-yard run (Pertuir kick)
- CLE - Howard, 6-yard pass from Zbydniewski (Pettrey kick)
- SJ - Willis, 20-yard pass from Michna (Pertuit kick)

Team Statistics

	CLE	SJ
First Downs	21	16
Total Net Yds	241	202
Rush Net Yds	21	5
Pass Net Yds	220	197
Comp-Att-Int	24-47-1	18-25-0
KO Returns-Yds-TD	4-34-0	4-147-2
MFG Returns-Yds-TD	0-0-0	0-0-0
Ints for-Yds-TD	0-0-0	1-0-0
Penalties-Yds	6-33	12-56
Fumbles-Lost	0-0	2-1

Individual Statistical Leaders

Passing						
Team	Player	Comp.	Att.	Int	Yds	TD
CLE	Zbydniewski	24	47	1	231	2
SJ	Michna	18	25	0	197	4
Rushing						
Team	Player	Att.	Yds.	Avg.	TD	
CLE	Zbydniewski	4	13	3.3	1	
SJ	Simmons	4	1	0.5	2	
Receiving						
Team	Player	Rec.	Yds.	Avg.	TD	
CLE	Goodman	10	74	7.4	1	
SJ	Willis	8	85	10.6	3	

2013 REVIEW



34

FRIDAY MAY 10, 2013
HP PAVILION
TAMPA BAY STORM VS. SAN JOSE SABERCATS
ATTENDANCE: 8,001



64

The San Jose SaberCats (5-2) won their third consecutive game, defeating the Tampa Bay Storm (5-3) 64-34 in front of 8,001 fans at HP Pavilion on Friday night. Quarterback Russ Michna dazzled once again at home, completing 16-of-23 passes for 182 yards and five touchdowns with one interception. The story of the night was the SaberCats' defensive line putting pressure on Storm quarterback Adrian McPherson. The 'Cats defense held the dual-threat McPherson to five rushing yards, his lowest total all season, and was sacked six times. Wide receiver/linebacker and J. Lewis Small Playmaker of The Game Huey Whittaker continued his trend of scoring on both sides of the ball by having one fumble recovery score in addition to one receiving touchdown.

The SaberCats started off their offensive showcase with a three-yard scoring run by Jamarko Simmons, his fifth on the year. The Storm struggled early and were unable to move the chains in their first possession, which ended in a 60-yard missed field goal by Juan Bongarra. The 'Cats immediately capitalized on the failed drive with seven more on an eight-yard connection from the Russell Athletic Offensive Player of The Game, Michna, who found Jason Willis to make it 14-0 SaberCats. The Storm put their first points on the board on the following drive by way of a four-yard pass from McPherson to Greg Ellingson. San Jose was able to contain McPherson's scrambling ability, holding him to no rushing yards in the first quarter, which no other defense all season had been able to do.

San Jose began the second quarter just like they did the first, by finding the end zone in only three minutes; this time through the air on the 27-yard Michna pass to Fred Williams to make the score 21-7. On the next Tampa Bay possession, the tandem of Francis Maka and Jason Stewart made their presence felt by getting a key sack and forcing the fumble that resulted in a Whittaker recovery in the end zone for the score. On the ensuing drive, the Storm came back and got in the end zone themselves, on a four-yard McPherson run, his first attempt on the night to cut the San Jose lead to 14. The SaberCats answered with another score by Whittaker, this time on offense from two yards out to make it 35-14. Following a Storm touchdown, the team left the field with San Jose leading 35-21.

SaberCats defensive back and Riddell Defensive Player of The Game Ken Fontenette opened up the second half tracking down his first interception in the green and gold, which then set up the ten-yard Michna to Willis score that put the 'Cats back on top by 21. The Storm's offensive struggles continued as they could not move the chains and turned the ball over on downs. San Jose once again capitalized on the great field position with Williams diving into the end zone for six more. The resilient Tampa Bay squad would not go down just yet, with McPherson leading the Storm down the field for the score on a one-yard run by the quarterback, which broke the all-time Arena Football League record for the most rushing touchdowns in a season by a signal-caller with 23 (Ryan Vena previously held the record) and made the score 48-28. The SaberCats added another rushing score of their own on Simmons' second of the night that extended the lead to 55-28. Back-to-back sacks by Maka, Stewart and Justin Warren ended the Storm's hopes of scoring again in the third as they entered the final 15 minutes down by 27.

Fontenette began the fourth quarter like he did the third, with an interception; this time, he brought it back to the house to make the score 62-28. The SaberCats handled the Storm 64-34, and held their opponents below the 40-point mark for the third straight game.

Score By Quarter	1	2	3	4	Score
Storm	7	14	7	6	34
SaberCats	14	21	20	9	64

Scoring Summary

- SJ - Simmons, 3-yard run (Pertuit kick)
- SJ - Willis, 8-yard pass from Michna (Pertuit kick)
- TB - Ellingson, 4-yard pass from McPherson (Bongarra kick)
- SJ - Williams, 27-yard pass from Michna (Pertuit kick)
- SJ - Whittaker, 0-yard fumble recovery (Pertuit kick)
- TB - McPherson, 4-yard run (Bongarra kick)
- SJ - Whittaker, 2-yard pass from Michna (Pertuit kick)
- TB - Ellingson, 37-yard pass from McPherson (Bongarra kick)
- SJ - Willis, 10-yard pass from Michna (Pertuit kick)
- SJ - Williams, 11-yard pass from Michna (Pertuit kick failed)
- TB - McPherson, 1-yard run (Bongarra kick)
- SJ - Simmons, 3-yard run (Pertuit kick)
- SJ - Fontenette, 36-yard interception return (Pertuit kick)
- TB - Ellingson, 25-yard pass from Hippeard (Hippeard pass failed)
- SJ - TEAM Safety

Team Statistics

	TB	SJ
First Downs	15	15
Total Net Yds	217	218
Rush Net Yds	6	12
Pass Net Yds	211	206
Comp-Att-Int	19-40-2	17-26-2
KO Returns-Yds-TD	5-70-0	5-100-0
MFG Returns-Yds-TD	0-0-0	0-0-0
Ints for-Yds-TD	2-0-0	2-36-1
Penalties-Yds	9-48	6-36
Fumbles-Lost	2-1	0-0

Individual Statistical Leaders

Passing		Comp.	Att.	Int.	Yds	TD	Sack
Team	Player						
TB	McPherson	13	29	2	166	2	6
SJ	Michna	16	23	1	182	5	0
Rushing		Att.	Yds.	Avg.	TD		
Team	Player						
TB	McPherson	2	5	2.5	2		
SJ	Simmons	4	9	2.2	2		
Receiving		Rec.	Yds.	Avg.	TD		
Team	Player						
TB	Ellingson	8	143	17.9	3		
SJ	Whittaker	7	84	12.0	1		

2013 REVIEW



SATURDAY MAY 18, 2013
JACKSONVILLE VETERANS MEMORIAL ARENA
SAN JOSE SABERCATS AT JACKSONVILLE SHARKS
ATTENDANCE: 8,641



The San Jose SaberCats (6-2) won their fourth consecutive game, defeating the Jacksonville Sharks (6-3) 57-36 in front of 8,641 fans at Jacksonville Veterans Memorial Arena on Saturday night. Quarterback Russ Michna completed 16-of-23 passes for 258 yards, five touchdowns, no interceptions and also rushed for a pair of scores. On his fourth touchdown pass of the game, he hit the 300-mark for his career. San Jose's defense continued its run of recent dominance, forcing three turnovers and holding their opponent to less than 40 points for the fourth consecutive week.

San Jose got going early, opening the scoring on their first play from scrimmage, as Michna picked out wide receiver Huey Whittaker for a 29-yard strike, the former South Florida Bull's tenth receiving score on the season. After a touchdown pass by Sharks quarterback R.J. Archer to Jeff Hughley leveled things at 6-6, Michna showed his wheels, sprinting in untouched on a boofleg from three yards out to put San Jose on top 13-6 midway through the first quarter. San Jose carried a 16-6 advantage into the second quarter after Nich Pertuit made a 37-yard field goal, his first attempt on the season.

Jacksonville fought back into the game, as Archer picked out Jeron Harvey for a seven-yard score early in the quarter, cutting the San Jose lead to 16-13. The SaberCats scored on their ensuing possession, as Whittaker found paydirt for the second time on the night, this time on a three-yard rush. The Sharks blocked the extra point attempt, and returned it for a two-point score to bring themselves within a touchdown, 22-15. With just over four minutes to play in the half, Archer connected with Harvey again, this time from 23-yards out to tie the game at 22. San Jose struck again, this time as time expired in the half, as Michna picked out a wide open Whittaker once again and the SaberCats carried a 29-22 lead into the break.

Whittaker showed his versatility, intercepting an R.J. Archer pass inside the ten on Jacksonville's opening drive of the half. Michna put his athleticism on display once again, scrambling and scoring his second rushing touchdown of the game, this time from 13 yards out. San Jose forced another turnover and scored their third unanswered touchdown, as Michna found Fred Williams for a 24-yard touchdown on a screen pass to stretch their lead to 43-22 midway through the quarter.

San Jose's defense pitched a shutout in the third, but the Sharks pulled within 14 early in the fourth, as Archer picked out Markee White for a four-yard touchdown. San Jose responded quickly with a four-yard score of their own, as Michna threw the 300th touchdown pass of his career, this time to Fred Williams. Jacksonville pulled a score back with seven minutes remaining, when Archer found Hughley for a 20-yard score in the corner of the endzone, cutting the San Jose lead to 50-36, but they would get no closer. Michna finished off his night, accounting for his seventh score (fifth passing), when he connected with a wide open Jason Willis for a six-yard score to push the lead to 57-36, which is how things finished.

Score By Quarter	1	2	3	4	Score
SaberCats	16	13	14	14	57
Sharks	6	16	0	14	36

Scoring Summary

- SJ - Whittaker, 29-yard pass from Michna (Pertuit kick failed)
- JAC - Hughley, 13-yard pass from Archer (Capozzoli kick failed)
- SJ - Michna, 3-yard run (Pertuit kick)
- SJ - Pertuit, 37-yard field goal
- JAC - Harvey, 7-yard pass from Archer (Capozzoli kick)
- SJ - Whittaker, 3-yard run (Pertuit kick blocked)
- JAC - Okpokowuruck PAT return
- JAC - Harvey, 23-yard pass from Archer (Capozzoli kick)
- SJ - Whittaker, 2-yard pass from Michna (Pertuit kick)
- SJ - Michna, 12-yard run (Pertuit kick)
- SJ - Williams, 24-yard pass from Michna (Pertuit kick)
- JAC - White, 3-yard pass from Archer (Capozzoli kick)
- SJ - Williams, 4-yard pass from Michna (Pertuit kick)
- JAC - Hughley, 20-yard pass from Archer (Capozzoli kick)
- SJ - Willis, 6-yard pass from Michna (Petuit kick)

Team Statistics

	SJ	JAC
First Downs	17	21
Total Net Yds	294	252
Rush Net Yds	21	4
Pass Net Yds	273	248
Comp-Att-Int	16-23-0	29-46-2
KO Returns-Yds-TD	3-37-0	8-118-0
MFG Returns-Yds-TD	0-0-0	0-0-0
Ints for-Yds-TD	2-23-0	0-0-0
Penalties-Yds	13-93	6-38
Fumbles-Lost	2-0	1-1

Individual Statistical Leaders

Passing						
Team	Player	Comp.	Att.	Int.	Yds	TD
SJ	Michna	16	23	0	277	5
JAC	Archer	29	46	2	264	5
Rushing						
Team	Player	Att.	Yds.	Avg.	TD	
SJ	Michna	4	15	3.8	2	
JAC	Archer	2	6	3.0	0	
Receiving						
Team	Player	Rec.	Yds.	Avg.	TD	
SJ	Williams	8	155	19.4	2	
JAC	Harvey	11	108	9.8	2	

2013 REVIEW



34

FRIDAY MAY 25, 2013
HP PAVILION
UTAH BLAZE VS. SAN JOSE SABERCATS
ATTENDANCE: 8,438



35

The San Jose SaberCats (7-2) won their fifth consecutive game, defeating the Utah Blaze (4-5) 35-34 in front of 8,438 fans at HP Pavilion on Saturday night. Quarterback Russ Michna delivered once again, completing 22-of-38 passes for 246 yards and four touchdowns, though he also threw a pair of interceptions. Defensively, San Jose clamped down on the Arena Football League's reigning Most Valuable Player, Blaze quarterback Tommy Grady, holding Utah to just 34 points.

The Blaze got off to a hot start in this divisional contest. After forcing an interception on San Jose's opening possession, Grady found wide receiver Anthony Jackson on fourth down from nine yards out to give Utah an early 7-0 lead. San Jose quickly answered back, as Michna shook off the interception to find wide receiver Huey Whittaker open in the back corner for the end zone for the score, tying the game at seven.

On their next possession, one that spanned five minutes across the first and second quarters, Utah methodically marched down the field to untie the ball game. Grady spotted wide receiver and Russell Athletic Offensive Player of the Game Aaron Lesue cutting across the middle for an eleven-yard connection, pushing the Blaze lead to seven with 12 minutes remaining in the second quarter. The SaberCats responded quickly, with Michna finding wide receiver and JLS Playmaker of the Game Fred Williams for a scintillating 28-yard pitch and catch to bring the score back to even at 14. San Jose's defense joined the fun on the next possession, as a big run stuff from Whittaker set up a Clevan Thomas interception on fourth down in the SaberCats' end zone. The San Jose offense would put the newfound possession to good use, as Michna hit wide receiver Jason Willis with a 41-yard bomb to give the SaberCats their first lead of the night just before halftime, 21-14. After two running plays forced the SaberCats to burn their final timeouts, Utah unconventionally took to their air. Taking a pitch from Grady, Lesue ran to his left. The San Jose defense converged on the runner, leaving wide receiver Chase Deadder open in the end zone for the easy completion. Utah would miss the point after attempt, making the score 21-20 SaberCats going into halftime.

After winning the opening toss and deferring to the second half, Utah would start the second half with the ball. That didn't last long, as Thomas intercepted his second pass of the night and took it 50-yards to the house, extending the SaberCats lead to 28-20. Following a spectacular 28-yard catch from wide receiver Mario Urrutia, Grady escaped heavy fourth down pressure to once again hook up with Lesue, this time from 14-yards out to bring the Blaze within a point. Michna then found Willis for the second time on a beautiful touch throw over a defender to bring the lead back to eight at 35-27 in favor of San Jose after three quarters of play.

Opening the scoring in the final frame, Grady connected with Lesue from 17-yards out, their third hook-up on the night, to cut the SaberCats lead to 35-34. Surprisingly, this would be the only scoring for either side in the fourth quarter. After a tipped Michna pass resulted in an interception, the San Jose defense stepped up big once again, forcing a hard fought turnover on downs with just under four minutes to play. With a chance to put the game away, the SaberCats offense stalled, turning the ball over on downs with 32 seconds remaining. After incompletions on the first three downs, SaberCats defensive back Ken Fontenette broke up a Grady fourth down attempt to Lesue with 11 seconds remaining, sealing the 35-34 SaberCats victory.

Score By Quarter	1	2	3	4	Score
Utah Blaze	7	13	7	7	34
SaberCats	7	14	14	0	35

Scoring Summary

UTAH - Jackson, 9-yard pass from Grady (Brotzman kick)

SJ - Whittaker, 5-yard pass from Michna (Pertuit kick)

UTAH - Lesue, 11-yard pass from Grady (Brotzman kick)

SJ - Williams, 28-yard pass from Michna (Pertuit kick)

SJ - Willis, 41-yard pass from Michna (Pertuit kick)

UTAH - Deadder, 7-yard pass from Lesue (Brotzman kick failed)

SJ - Thomas, 50-yard interception return (Pertuit kick)

UTAH - Lesue, 14-yard pass from Grady (Brotzman kick)

SJ - Willis, 7-yard pass from Michna (Pertuit kick)

UTAH - Lesue, 17-yard pass from Grady (Brotzman kick)

Team Statistics

	UTAH	SJ
First Downs	22	17
Total Net Yds	281	238
Rush Net Yds	-4	-2
Pass Net Yds	285	240
Comp-Att-Int	25-49-2	22-38-2
KO Returns-Yds-TD	4-63-0	4-78-0
MFG Returns-Yds-TD	0-0-0	0-0-0
Ints for-Yds-TD	2-6-0	2-50-1
Penalties-Yds	11-73	9-59
Fumbles-Lost	1-1	0-0

Individual Statistical Leaders

Passing		Comp.	Att.	Int.	Yds	TD	Sack
Team	Player						
UTAH	Grady	24	48	2	291	4	2
SJ	Michna	22	38	2	246	4	1
Rushing		Att.	Yds.	Avg.	TD		
Team	Player						
UTAH	Stallings	1	1	1.0	0		
SJ	Simmons	1	-2	-2.0	0		
Receiving		Rec.	Yds.	Avg.	TD		
Team	Player						
UTAH	Lesue	10	117	11.7	3		
SJ	Williams	10	124	12.4	1		



SATURDAY JUNE 1, 2013
SPOKANE VETERANS MEMORIAL ARENA
SAN JOSE SABERCATS AT SPOKANE SHOCK
ATTENDANCE: 8,641



75

The San Jose SaberCats (7-3) fell to the Spokane Shock (8-3) 75-45 in front of 9,138 fans at Spokane Veterans Memorial Arena on Saturday night. The loss ended the SaberCats' five game winning streak, and was brought on largely in part by three first half turnovers. Quarterback Mitch Mustain, who came on in relief of Russ Michna, finished 14-of-25 for 173 yards with three touchdowns and one interception.

The Shock opened the scoring immediately, scoring on their first play from scrimmage as quarterback Erik Meyer connected with wide receiver Brandon Thompkins on a 20-yard scoring toss to gain the early 7-0 advantage. San Jose responded quickly, as wide receiver Fred Williams found his way into the end zone on a two-yard run, marking his seventh consecutive game with a touchdown, and tied the game at seven. Meyer and Thompkins hooked up once again, this time from 34-yards giving the Shock a 14-7 lead.

Following a defensive stop, Spokane extended their lead to 21-7, with a one-yard touchdown run by Meyer to open the second quarter. The Shock's defense came up with another big play, as defensive back Terrance Sanders wrestled the ball away from the SaberCats' receiver and returned the interception 42-yards for the touchdown. The ensuing extra point was blocked by Francis Maka, and returned for two points by defensive back Clevan Thomas, bringing the score to 27-9. After San Jose's second turnover of the half, the Shock capitalized with a three-yard scoring run by the league leader in touchdowns, Adron Tennell, pushing their advantage to 34-9. San Jose quarterback Russ Michna then scored on the ground from three yards out to trim the lead to 34-16, but after a failed onside kick, Tennell bulled his way in from a yard out to give Spokane a 41-16 halftime lead.

Mustain came on at the end of the second quarter, and continued on in the second half, but San Jose's first drive came up empty, as they turned the ball over on downs. Spokane would score again, as Meyer tossed his third touchdown of the night, picking out a crossing Jeffrey Solomon for a nine-yard strike. The SaberCats found the end zone on a four-yard run by fullback TJ Watkins that was set up by a long return by defensive lineman Jabari Fletcher, who scooped up a loose ball off the bar and took it the Shock four yard line. Tennell scored his third rushing touchdown on the evening, bursting up the middle for a three-yard touchdown, pushing the lead to 55-23 late in the third quarter.

Mustain threw his second career touchdown pass on fourth down, as he picked out wide receiver Jason Willis for a 16-yard score, bringing San Jose closer, 55-29. Meyer responded with a seven-yard strike to Thompkins, their third scoring connection on the night and Spokane stretched its lead to 61-29 early in the fourth quarter. After another Shock score, Mustain threw his second touchdown pass of the game, again to Willis for a three-yard score, cutting the deficit to 68-37. After another Shock touchdown, Mustain found his favorite target, Willis once more, on a deep 36-yard touchdown pass. After the San Jose two point conversion, things finished up at 75-45.

<u>Score By Quarter</u>	<u>1</u>	<u>2</u>	<u>3</u>	<u>4</u>	<u>Score</u>
SaberCats	7	9	7	22	45
Shock	14	27	14	20	75

Scoring Summary

- SPO - Thompkins, 20-yard pass from Meyer (Rowan kick)
- SJ - Williams, 2-yard run (Pertuit kick)
- SPO - Thompkins, 34-yard pass from Meyer (Rowan kick)
- SPO - Meyer, 1-yard run (Rowan kick)
- SPO - Sanders, 42-yard interception (Rowan kick blocked)
- SJ - Thomas PAT return
- SPO - Tennell, 3-yard run (Rowan kick)
- SJ - Michna, 3-yard run (Pertuit kick)
- SPO - Tennell, 1-yard run (Rowan kick)
- SPO - Solomon 9-yard run (Rowan kick)
- SJ - Watkins, 4-yard run (Pertuit kick)
- SPO - Tennell, 3-yard run (Rowan kick)
- SJ - Willis, 3-yard pass from Mustain (Mustain pass failed)
- SPO - Thompkins, 8-yard pass from Meyer (Rowan kick failed)
- SPO - Jorden, 5-yard pass from Nelson (Rowan kick)
- SJ - Willis, 3-yard pass from Mustain (Whittaker pass from Mustain)
- SPO - Thompkins, 13-yard pass from Meyer (Rowan kick)

Team Statistics

	SJ	SPO
First Downs	19	17
Total Net Yds	300	165
Rush Net Yds	0	1
Pass Net Yds	301	164
Comp-Att-Int	26-46-2	12-23-0
KO Returns-Yds-TD	10-99-0	2-42-0
MFG Returns-Yds-TD	0-0-0	0-0-0
Ints for-Yds-TD	0-0-0	2-36-1
Penalties-Yds	17-70	5-25
Fumbles-Lost	1-1	0-0

Individual Statistical Leaders

Passing						
Team	Player	Comp.	Att.	Int.	Yds	TD
SJ	Mustain	14	25	1	173	3
SPO	Meyer	9	18	0	145	4

Rushing					
Team	Player	Att.	Yds.	Avg.	TD
SJ	Watkins	1	4	4.0	1
SPO	Tennell	5	6	1.2	3

Receiving					
Team	Player	Rec.	Yds.	Avg.	TD
SJ	Willis	10	152	15.2	3
SPO	Thompkins	5	86	17.2	4



54

SATURDAY JUNE 8, 2013
HP PAVILION
PITTSBURGH POWER VS. SAN JOSE SABERCATS
ATTENDANCE: 8,263



68

The San Jose SaberCats (8-3) got back on the winning track Saturday night, defeating the Pittsburgh Power (3-8) 68-54 in front of 8,263 fans at HP Pavilion in a game of many firsts. Quarterback Mitch Mustain, making his first career start, completed 21-of-37 passes for 250 yards and six touchdowns with just one interception.

San Jose's own and the JLS Playmaker of the Game Fred Williams opened the night bringing back the kickoff to the Power's six-yard line, which then set up Jabari Fletcher's first rushing touchdown of his career. Williams would end the game with season-high 269 all-purpose yards and continuously gave the SaberCats great field position all night. Following a missed extra point, Pittsburgh answered back with seven of their own on a 22-yard pass from Derek Cassidy to Russell Athletic Offensive Player of the Game Mike Washington, giving Cassidy his first touchdown pass of the season. On the ensuing drive, Fletcher logged his second rushing score of the game from seven yards out to put the SaberCats back on top 13-7. Once again, the Power marched down the field and Cassidy found receiver Oederick Turner in the end zone to take back the lead and make it 14-13.

In his first career start, 'Cats quarterback Mitch Mustain connected with Williams to start the scoring in the second quarter. This 15-yard touchdown marked the eighth consecutive contest in which Williams has found end zone glory and more importantly, put the SaberCats back up 20-14. Cassidy and Washington connected yet again, this time on a 35-yard pass along the wall, and the see-saw battle continued with San Jose's Jason Willis high-stepping into the end zone to make it 27-21 in favor of San Jose. Cassidy's first rushing touchdown of the year put the Power in front by one on the following drive. Wide receiver Amarri Jackson joined the touchdown party and logged his first touchdown as a member of the SaberCats from 30-yards out, putting San Jose on top 33-28, which was the score after 30 minutes of play.

After a defensive stop to start the second half, the SaberCats to extend their lead to 40-28 on Fletcher's third rushing score of the game. Washington responded with his third receiving touchdown of the night, this time from 32 yards out and cut the lead to 40-34. San Jose kept their momentum going and answered the Power's score with a 35-yard touchdown pass of their own from Mustain to Williams on the first play of the drive, extending the lead to 47-34. Offensive lineman Jason Thomas powered his way to the end zone on the next Pittsburgh possession, giving him his first career reception and touchdown, yet again cutting into the San Jose lead to make it 47-41.

Williams surpassed his previous season high for touchdown receptions on his third score of the night and 12th this season to begin the fourth quarter, stretching the SaberCats' lead to 54-41. The dynamic San Jose defense responded on the following drive and refused to allow the Power to move the chains, forcing a second turnover on downs on the evening. The first offensive miscue for San Jose came on a fumble by Fletcher in the red zone, and the Power made that mistake count, as Cassidy's touchdown strike to Julian Talley trimmed the lead to 54-48.

The Power's Sergio Gilliam made the AFL Highlight of the Game when it mattered most, as he returned a Mustain pass 46 yards to the house, notching his fourth interception of the year. Rauch had a chance to give the Power the lead yet again, however he missed the extra point wide right that left the score tied 54-54 with under one minute to play. The resilient Mustain shook off the turnover and was able to lead the 'Cats down the field quickly and connected with Willis for a six-yard touchdown to put the SaberCats ahead 61-54 with only 12 seconds left in regulation. Huey Whittaker showed why he was named the Riddell Defensive Player of the Game when he picked off Cassidy and strolled into the end zone from five yards away; ending all hopes of a Power comeback and making the score 68-54, which would be the final.

Score By Quarter	1	2	3	4	OT	Score
Power	14	14	13	13	0	54
SaberCats	13	20	14	21	0	68

Scoring Summary

- SJ - Fletcher, 6-yard run (Pertuit kick failed)
- PIT - Washington, 22-yard pass from Cassidy (Rauch kick)
- SJ - Fletcher, 7-yard run (Pertuit kick)
- PIT - Turner, 17-yard pass from Cassidy (Rauch kick)
- SJ - Williams, 15-yard pass from Mustain (Pertuit kick)
- PIT - Washington, 35-yard pass from Cassidy (Rauch kick)
- SJ - Willis, 23-yard pass from Mustain (Pertuit kick)
- PIT - Cassidy, 9-yard run (Rauch kick)
- SJ - Jackson, 30-yard pass from Mustain (Pertuit kick failed)
- SJ - Fletcher, 3-yard run (Pertuit kick)
- PIT - Washington, 32-yard pass from Cassidy (Rauch kick failed)
- SJ - Williams, 35-yard pass from Mustain (Pertuit kick)
- PIT - Thomas, 11-yard pass from Cassidy (Rauch kick)
- SJ - Williams, 9-yard pass from Mustain (Pertuit kick)
- PIT - Talley, 14-yard pass from Cassidy (Rauch kick)
- PIT - Gilliam, 46-yard interception return (Rauch kick failed)
- SJ - Willis, 6-yard pass from Mustain (Pertuit kick)
- SJ - Whittaker, 5-yard interception return (Pertuit kick)

Team Statistics

	PIT	SJ
First Downs	15	20
Total Net Yds	276	270
Rush Net Yds	22	20
Pass Net Yds	254	250
Comp-Att-Int	19-41-1	21-37-1
KO Returns-Yds-TD	9-178-0	7-183-0
MFG Returns-Yds-TD	0-0-0	0-0-0
Ints for-Yds-TD	1-46-1	1-5-1
Penalties-Yds	7-40	4-28
Fumbles-Lost	1-0	1-1

Individual Statistical Leaders

Passing						
Team	Player	Comp.	Att.	Int.	Yds	TD
PIT	Cassidy	19	41	1	261	6
SJ	Mustain	21	37	1	250	6
Rushing						
Team	Player	Att.	Yds.	Avg.	TD	
PIT	Cassidy	3	22	7.3	1	
SJ	Fletcher	4	16	4.0	3	
Receiving						
Team	Player	Rec.	Yds.	Avg.	TD	
PIT	Washington	7	109	15.6	3	
SJ	Williams	8	86	10.8	3	

2013 REVIEW



SATURDAY JUNE 15, 2015
WELLS FARGO ARENA
 SAN JOSE SABERCATS AT IOWA BARNSTORMERS
 ATTENDANCE: 9,072



The San Jose SaberCats (8-4) late comeback fell short, as they were defeated by the Iowa Barnstormers (6-7) 73-68 at the Wells Fargo Arena in Des Moines on Saturday night. Quarterback Russ Michna returned to action as the SaberCats starter after missing last week's game due to injury. The former Western Illinois Leatherneck completed 28-of-39 passes for 392 yards with nine touchdowns and no interceptions. Wide receiver Jason Willis hauled in a team-high nine passes for 116 yards and five touchdowns in the losing effort. San Jose had an opportunity to win the game late, but four consecutive passes fell incomplete, and Iowa came out with the victory.

Iowa forced a turnover on the opening kickoff and cashed in immediately, as quarterback J.J. Raterink picked out a well-covered Jesse Schmidt for a 12-yard score to give the Barnstormers the early 7-0 advantage. San Jose responded quickly, as Michna found Willis for a 17-yard strike, making a very difficult catch against the boards to tie things at seven. The teams then traded scores, as Raterink hit former SaberCats wide receiver Marco Thomas for six, and then Michna found Willis for the second time on the evening to bring the score level at 14. The Barnstormers took a 21-14 lead into the second quarter following Raterink's third touchdown pass, picking out Marcus Harris for the 27-yard score.

San Jose opened the second quarter with a bang, as Michna found Huey Whittaker for a 31-yard touchdown to tie things at 21. The Barnstormers took the lead back on a three-yard touchdown pass by Raterink to Thomas, pushing the Iowa advantage to 28-21 midway through the second quarter. San Jose answered right back, as Michna found his favorite target on the night, Willis again for an easy five-yard scoring toss to knot things at 28. The teams swapped scores again within the final minute, but a 27-yard field goal by Iowa kicker Fabrizio Scaccia gave the Barnstormers the 38-35 lead at the half.

The Barnstormers opened their largest lead of the game on their opening drive of the second half, as Raterink and Thomas connected for the third time tonight, on a 23-yard pass over the middle to give Iowa a 45-35 lead. The SaberCats responded again, as wide receiver Amari Jackson made an incredible over-the-wall catch for a nine-yard touchdown to cut the lead to 45-41. Thomas flexed his muscles again for Iowa, as he hauled in a deep 45-yard touchdown to give him five total scores on the evening (four receiving) and pushed the Barnstormers lead to 52-41 midway through the third. San Jose fought back within four points yet again, as Willis hauled in another touchdown reception, this from nine-yards out, to cut the lead to 52-48. Harris extended the Iowa lead yet again, catching a short pass on the right sideline from Raterink and taking it 39 yards for the touchdown for a 59-48 lead late in the third quarter. Willis struck once more to clip the Iowa lead to 59-55 as Michna spotted him from 21-yards out.

Thomas struck again with his sixth touchdown of the game (fifth receiving), as he brought in an 11-yard scoring toss from Raterink to push the lead to 66-55 midway through the fourth quarter. Whittaker made a diving six-yard touchdown catch, Michna's eighth scoring toss on the night, pulling within five at 66-61 with under four minutes to play in the game. Raterink and Schmidt stretched the lead to 12, as they connected for the second time on the evening, from 13-yards out and with 2:01 to play in the fourth, it was 73-61. San Jose would not go away though, as Michna picked out a wide open Fred Williams for a 35-yard touchdown to pull back to 73-68 with 1:20 remaining. Following an unsuccessful onside kick attempt, San Jose's defense came up with their first stop of the game, as Clevon Thomas made his league-leading ninth interception of the season to give the SaberCats an opportunity for the win. The SaberCats were unable to score, as Michna's fourth and goal pass fell incomplete to turn the ball over, and Iowa escaped with the win.

Score By Quarter	1	2	3	4	Score
SaberCats	14	21	20	13	68
Barnstormers	21	17	21	14	73

Scoring Summary

- IOWA - Schmidt, 12-yard pass from Raterink (Scaccia kick)
- SJ - Willis, 17-yard pass from Michna (Pertuit kick)
- IOWA - Thomas, 18-yard pass from Raterink (Scaccia kick)
- SJ - Willis, 8-yard pass from Michna (Pertuit kick)
- IOWA - Harris, 27-yard pass from Raterink (Scaccia kick)
- SJ - Whittaker, 31-yard pass from Michna (Pertuit kick)
- IOWA - Thomas, 2-yard pass from Raterink (Scaccia kick)
- SJ - Willis, 5-yard pass from Michna (Pertuit kick)
- IOWA - Thomas, 3-yard run (Scaccia kick)
- SJ - Fletcher, 1-yard run (Pertuit kick)
- IOWA - Scaccia, 27-yard field goal
- IOWA - Thomas 23-yard pass from Raterink (Scaccia kick)
- SJ - Whittaker, 9-yard pass from Michna (Pertuit kick failed)
- IOWA - Thomas, 45-yard pass from Raterink (Scaccia kick)
- SJ - Willis, 9-yard pass from Michna (Pertuit kick)
- IOWA - Harris, 39-yard pass from Raterink (Scaccia kick)
- SJ - Willis, 21-yard pass from Michna (Pertuit kick)
- IOWA - Thomas, 11-yard pass from Raterink (Scaccia kick)
- SJ - Whittaker, 6-yard pass from Michna (Pertuit kick failed)
- IOWA - Schmidt, 12-yard pass from Raterink (Scaccia kick)
- SJ - Williams, 35-yard pass from Michna (Pertuit kick)

Team Statistics

	SJ	IOWA
First Downs	26	24
Total Net Yds	398	385
Rush Net Yds	12	9
Pass Net Yds	386	376
Comp-Att-Int	28-39-0	33-45-1
KO Returns-Yds-TD	5-74-0	5-80-0
MFG Returns-Yds-TD	0-0-0	0-0-0
Ints for-Yds-TD	1-0-0	0-0-0
Penalties-Yds	9-38	7-42
Fumbles-Lost	3-2	1-1

Individual Statistical Leaders

Passing		Comp.	Att.	Int.	Yds	TD	Sack
Team	Player						
SJ	Michna	28	39	0	392	9	1
IOWA	Raterink	33	44	1	376	9	0


Rushing		Att.	Yds.	Avg.	TD
Team	Player				
SJ	Fletcher	5	13	2.6	1
IOWA	Thomas	2	6	3.0	1

Receiving		Rec.	Yds.	Avg.	TD
Team	Player				
SJ	Willis	9	116	12.9	5
IOWA	Thomas	15	165	11.0	5

2013 REVIEW



SATURDAY JUNE 22, 2013
 HP PAVILION
 ARIZONA RATTLERS VS. SAN JOSE SABERCATS
 ATTENDANCE: 9,296



The San Jose SaberCats (9-4) got back on the winning track on Saturday night against their division rivals, the Arizona Rattlers (12-2) 72-42 in front of 9,296 fans at HP Pavilion in San Jose on Military Appreciation Night. San Jose quarterback Russ Michna was marvelous in the win, completing 24-of-37 passes for 313 yards and nine touchdowns, giving him two consecutive games with as many touchdown passes. The SaberCats defense also was a big part of the story tonight as they forced a pair of turnovers and posted two more stops, limiting Arizona to a season-low 42 points and held Rattlers' signal caller Nick Davila to only 238 yards on 22-of-41 passing with a season-low four scores and one interception.

Davila and the Rattlers opened the scoring with a one-yard rushing touchdown on a keeper to put Arizona on top early, his fourth score on the ground this season. San Jose answered on their first drive with a 30-yard bullet from Michna to Russell Athletic Player of the Game Fred Williams to tie things at seven apiece, marking Williams' tenth consecutive game with a score. The J. Lewis Small Playmaker of the Game would end the night with ten catches for 121 and a career-high five touchdown receptions. The first quarter concluded after both offenses traded another pair of touchdowns; with Davila finding receiver Kerry Reed from six yards out and Michna connecting with Amarri Jackson on a 19-yard equalizer to make it 14-14.

Arizona opened up the second quarter with seven more, after Tysson Poots reeled in the Davila pass in the back of the end zone to once again pull ahead. The Rattlers nearly forced the first defensive stop of the game during the SaberCats next possession, however a clutch 17-yard catch by receiver Jason Willis on fourth-and-13 kept the drive going and allowed San Jose to tie it at 21 after Willis made the Cutters Catch of the Game on a seven-yard grab over the boards in the end zone. The momentum instantly swung San Jose's way and the defensive front was able to pressure Davila enough to force a key turnover on downs on the eleven yard line. The 'Cats made the defensive stop count on the first play from scrimmage with Michna finding Williams streaking across the middle of the end zone to make the score 28-21 and give San Jose their first lead of the evening. Arizona tried to bounce back on their next possession, however for the second time in a row the defense was able to stop Davila from moving the chains and forced another turnover on downs. Yet again, Michna capitalized on the turnover and found Williams alone in the end zone for their third touchdown connection of the half to extend the San Jose lead to 35-21, which would be all the scoring for the first 30 minutes.

Williams' dominance carried into the second half when he logged his career-high fourth receiving score of the night on a two-yard pass from Michna to give the SaberCats a 42-21 lead, handing Arizona their largest deficit of the season. The Rattlers were able to respond and cut the 'Cats lead to 42-28 on Davila's second rushing touchdown of the game, however Williams put a damper on the Rattler's comeback when he reeled in a ten-yard Michna gem to put San Jose back on top 49-28 on their next drive. Riddell Defensive Player of the Game Ken Fontenette, who ended the night with a game-high eight-and-a-half tackles, hauled in a wayward Davila pass and brought the interception back 20-yards to the house on the following Rattlers possession, making the score 56-28. Arizona's offensive woes continued when Davila was forced to intentionally ground the ball in the end zone; which resulted in the fourth safety forced on the year for the SaberCats. That gave San Jose the ball where they once again made the miscue count, with a one-yard Huey Whittaker reception, widening the lead to 65-28.

Both Arizona and San Jose traded scores on their first possessions of the fourth quarter as Davila found Reed six yards out and Michna connected with Willis from the 15-yard line, making the score 72-35 midway through the final 15 minutes of regulation. Poots would get another six-yard touchdown reception to bring the score to 72-42 and the Rattler's attempted to wrangle seven more in the closing minute, but San Jose forced the fumble in the end zone to seal the 72-42 victory.

Score By Quarter	1	2	3	4	Score
Rattlers	14	7	7	14	42
SaberCats	14	21	30	7	72

Scoring Summary

- ARI - Davila, 1-yard run (Lindholm kick)
- SJ - Williams, 30-yard pass from Michna (Pertuit kick)
- ARI - Reed, 6-yard pass from Davila (Lindholm kick)
- SJ - Jackson, 19-yard pass from Michna (Pertuit kick)
- ARI - Poots, 6-yard pass from Davila (Lindholm kick)
- SJ - Willis, 7-yard pass from Michna (Pertuit kick)
- SJ - Williams, 11-yard pass from Michna (Pertuit kick)
- SJ - Williams, 7-yard pass from Michna (Pertuit kick)
- SJ - Williams, 2-yard pass from Michna (Pertuit kick)
- ARI - Davila, 1-yard run (Lindholm kick)
- SJ - Williams, 10-yard pass from Michna (Pertuit kick)
- SJ - Fontenette, 20-yard interception return (Pertuit kick)
- SJ - Carter, Safety
- SJ - Whittaker, 1-yard pass from Michna (Pertuit kick)
- ARI - Reed, 6-yard pass from Davila (Lindholm kick)
- SJ - Willis, 15-yard pass from Michna (Pertuit kick)
- ARI - Poots, 6-yard pass from Davila (Lindholm kick)

Team Statistics

	ARI	SJ
First Downs	17	20
Total Net Yds	237	323
Rush Net Yds	2	8
Pass Net Yds	235	315
Comp-Att-Int	22-41-1	25-42-0
KO Returns-Yds-TD	7-142-0	2-24-0
MFG Returns-Yds-TD	1-29-0	0-0-0
Ints For-Yds-TD	0-0-0	1-20-1
Penalties-Yds	6-21	9-37
Fumbles-Lost	1-1	0-0

Individual Statistical Leaders

Passing						
Team	Player	Comp.-Att.-Int	Yds	TD	Sack	
ARI	Davila	20-41-1	238	4	1	
SJ	Michna	24-37-0	313	9	0	
Rushing						
Team	Player	Att.	Yds.	Avg.	TD	
ARI	Davila	2	2	1.0	2	
SJ	Mudge	1	5	5.0	0	
Receiving						
Team	Player	Rec.	Yds.	Avg.	TD	
ARI	Purify	8	114	14.3	0	
SJ	Williams	10	121	12.1	5	



SATURDAY JUNE 29, 2013
ENERGYSOLUTIONS ARENA
SAN JOSE SABERCATS AT UTAH BLAZE
ATTENDANCE: 6,393



The San Jose SaberCats (10-4) knocked off the Utah Blaze (5-9) 57-49 in front of 6,393 fans at EnergySolutions Arena in Salt Lake City on Saturday night. Quarterback Russ Michna completed 26-of-40 passes for 269 yards and six touchdowns with a pair of interceptions. He also scrambled for a six-yard score in the second quarter. San Jose's defense came up big in this one, recovering two fumbles (one of which sealed the game) and forced three turnovers on downs.

San Jose opened the scoring, as Michna picked out wide receiver Huey Whittaker for a 17-yard scoring strike, providing the SaberCats an early 6-0 advantage after the extra point attempt was blocked. Each team traded defensive stops, before Blaze quarterback Jason Boltus picked out Mario Urrutia near the boards for a six-yard touchdown pass on third and goal to give Utah the 7-6 lead late in the first quarter.

Following a SaberCats turnover, Boltus picked out Urrutia for a second time early in the second quarter, as he got behind the SaberCats defense for a 27-yard touchdown, stretching their lead to 14-6. San Jose responded quickly, as Jabari Fletcher powered his way into the end zone from one-yard out to pull the SaberCats within a point at 14-13 with 10:40 to play in the half. Boltus then threw his third touchdown of the half, as wide receiver Anthony Jackson made a difficult one-handed grab in the back of the end zone midway through the second quarter, pushing the Utah lead to 21-13. Michna exhibited his elusiveness, as he shook a pair of Blaze defenders on his way into the end zone from six yards out to pull the SaberCats closer, at 21-20 with just two minutes to play in the half. After both teams traded scores, San Jose picked up a huge outside kick recovery and immediately made the Blaze pay. Michna found a wide open Jason Willis for a ten-yard touchdown, his 30th scoring reception on the season, and the SaberCats took a 34-28 lead into the halftime break.

The defenses stood tall in the third quarter, as San Jose forced a pair of turnovers on downs inside the red zone, and Blaze linebacker Antwan Marsh picked off his second pass of the game. The SaberCats broke through late in the quarter, however, as Michna found a wide open Amarri Jackson for a 14-yard score to give San Jose their largest lead of the game at 41-28.

The Blaze fought back early in the fourth quarter and pulled within six points at 41-35 when Boltus threw a jump ball for (Anthony) Jackson that he hauled in over a defender in the back of the end zone. Michna connected with Whittaker again, this time from nine yards out to extend the San Jose advantage to 48-35. The Boltus-Urrutia combination proved deadly once more, as the former Louisville receiver scored on a 34-yard catch and run to slice into the SaberCats' lead, making it 48-42 with eight minutes remaining in the fourth. San Jose marched down the field, but were forced into a fourth and goal situation. Kicker Nich Pertuit stepped up and calmly knocked through the 24-yard field goal to push the SaberCats lead to two scores, at 51-42. Boltus then connected with (Anthony) Jackson, who went over-the-wall, inside of one minute to play to draw the Blaze within two at 51-49. Michna and Willis hooked up for the third time on the night with 44.1 seconds to play in the fourth, this time from 12-yards out, but an unsuccessful extra point attempt kept it a one-score game at 57-49. San Jose's defense came up large once again, when it mattered most. Utah was threatening to move in for the potential tying score, and after a botched snap, defensive lineman Jason Stewart came up with the fumble recovery to seal the victory.

Score By Quarter	1	2	3	4	Score
SaberCats	6	28	7	16	57
Blaze	7	21	0	21	49

Scoring Summary

- SJ - Whittaker, 17-yard pass from Michna (Pertuit kick blocked)
- UTAH - Urrutia, 6-yard pass from Boltus (Brotzman kick)
- UTAH - Urrutia, 27-yard pass from Boltus (Brotzman kick)
- SJ - Fletcher, 1-yard run (Pertuit kick)
- UTAH - Jackson, 16-yard pass from Boltus (Brotzman kick)
- SJ - Michna, 6-yard run (Pertuit kick)
- UTAH - Deadder, 6-yard pass from Boltus (Brotzman kick)
- SJ - Willis, 8-yard pass from Michna (Pertuit kick)
- SJ - Willis, 10-yard pass from Michna (Pertuit kick)
- SJ - Jackson, 14-yard pass from Michna (Pertuit kick)
- UTAH - Jackson, 19-yard pass from Boltus (Brotzman kick)
- SJ - Whittaker, 9-yard pass from Michna (Pertuit kick)
- UTAH - Urrutia, 34-yard pass from Boltus (Brotzman kick)
- SJ - Pertuit, 24-yard field goal
- UTAH - Jackson, 12-yard pass from Boltus (Brotzman kick)
- SJ - Willis, 12-yard pass from Michna (Pertuit kick blocked)

Team Statistics

	SJ	UTAH
First Downs	23	20
Total Net Yds	287	348
Rush Net Yds	18	46
Pass Net Yds	269	302
Comp-Att-Int	26-40-2	25-39-0
KO Returns-Yds-TD	4-66-0	6-83-0
MFG Returns-Yds-TD	0-0-0	0-0-0
Ints for-Yds-TD	0-0-0	2-12-0
Penalties-Yds	7-40	9-60
Fumbles-Lost	0-0	3-2

Individual Statistical Leaders

Passing						
Team	Player	Comp.	Att.	Int	Yds	TD
SJ	Michna	26	40	2	269	6
UTAH	Boltus	25	39	0	306	7
Rushing						
Team	Player	Att.	Yds.	Avg.	TD	
SJ	Michna	2	12	6.0	1	
UTAH	Boltus	8	44	5.5	0	
Receiving						
Team	Player	Rec.	Yds.	Avg.	TD	
SJ	Willis	7	80	11.4	3	
UTAH	Urrutia	10	116	11.6	3	

2013 REVIEW



SATURDAY JULY 6, 2013
HP PAVILION
SAN ANTONIO TALONS VS. SAN JOSE SABERCATS
ATTENDANCE: 8,976



The San Jose SaberCats (11-4) clinched a playoff berth on Saturday night against the San Antonio Talons (8-7) with a 62-35 win in front of 8,976 fans at HP Pavilion. San Jose quarterback Russ Michna was efficient in the win, completing 15-of-28 passes for 182 yards and 5 touchdowns with zero interceptions. Defense definitely told the story, as the SaberCats held San Antonio to 13 points through the first three quarters and forced three turnovers on downs and intercepted three passes.

San Antonio opened up the scoring with a three-yard touchdown pass on fourth down from quarterback Rohan Davey to wide receiver Brent Holmes, giving the Talons an early 7-0 lead. The SaberCats would answer back with a three-yard touchdown completion of their own, as Michna found wide receiver Huey Whittaker for his 19th receiving score this season. However, a missed extra point kept San Antonio in the lead 7-6. After the San Jose defense held strong to force a turnover on downs, thanks to a clutch tackle by defensive back Clevan Thomas, the offense put the SaberCats ahead for the first time on the night. Michna connected with wide receiver Fred Williams on a short pass in the flat that turned into a 37-yard touchdown, giving San Jose the lead 13-7 after one quarter of play.

After a penalty on fourth down initially cost the SaberCats defense a stop, defensive end Jabari Fletcher intercepted Davey off of a deflection on the very next play. San Jose would extend their lead to 20-7, as wide receiver Jamarko Simmons, returning from a five game absence, took a Michna handoff and flipped into the end zone from four-yards out. On the Talons' next possession, the SaberCats thought they had forced their third turnover on the night as a sack and forced fumble by linebacker Francis Maka turned into a Whittaker recovery for a touchdown. However, it was ruled that Davey's arm was moving forward and therefore, an incomplete pass. Not to be dissuaded, on the same drive, defensive back JC Neal broke up a Davey fourth down attempt to officially give the San Jose defense their third stop of the game. Two plays later, Williams broke free and made a brilliant one-handed catch in the end zone on a 28-yard pass from Michna, giving the SaberCats a 27-7 lead with just under one minute in the half. After wide receiver Jason Willis successfully recovered an onside kick, San Jose couldn't quite connect for some last second points, and took the 20-point lead into halftime.

By virtue of winning the coin toss, the SaberCats received to open the second half and struck immediately. After Williams returned the kickoff to the Talons one-yard line, Fletcher powered his way into the end zone, extending the San Jose lead to 34-7. The SaberCats defense once again turned up the heat on San Antonio, as heavy pressure forced Davey into a hurried throw that the Hall-of-Fame selection Thomas intercepted and took 27-yards to the house. The Talons would answer with their first points since the 12:32 mark of the first quarter, as Davey connected with wide receiver Jomo Wilson from 14 yards out, trimming the San Jose lead back to 28 and ending a 41-0 San Jose run. An onside kick recovery by Simmons gave the SaberCats offense a short field, and Michna took advantage by finding Whittaker on fourth down from four-yards out, pushing the margin to 48-13 with under four minutes left in the third quarter. San Jose's defense continued its onslaught of the San Antonio offense, taking away time and space to force their third turnover on downs at the end the third quarter.

Opening up the final frame, the SaberCats offense couldn't deliver on the short field, turning the ball over on downs. The Talons would instantly take advantage, as Davey was able to find Holmes wide open for 47-yards, and a successful two-point conversion brought the score to 48-21 in favor on San Jose. After yet another San Antonio failed onside kick attempt, Michna hooked up with Whittaker for the third time, this one on a screen pass, putting San Jose back on top by 34. The SaberCats defense once again held strong, as Thomas intercepted Davey in the end zone with a great diving catch and danced around the entire San Antonio offensive unit for the 53-yard touchdown return, his second on the night. The Talons, still playing hard, marched down the field as Davey found offensive lineman Moquit Ruffins on a screen pass to close the gap to 62-27. After the SaberCats offense stalled, Talons defensive back Carlton Brown returned a missed field goal 56-yards for a touchdown and a successful two-point conversion brought the score to 62-35 with one minute remaining. San Jose would run out the clock to secure the 27-point victory over San Antonio and clinch a playoff berth for the second consecutive season.

Score By Quarter	1	2	3	4	Score
Talons	7	0	6	22	35
SaberCats	13	14	21	14	62

Scoring Summary

- SA - Holmes, 3-yard pass from Davey (Demos kick)
- SJ - Whittaker, 3-yard pass from Michna (Pertuit kick failed)
- SJ - Williams, 37-yard pass from Michna (Pertuit kick)
- SJ - Simmons, 3-yard run (Pertuit kick)
- SJ - Williams, 28-yard pass from Michna (Pertuit kick)
- SJ - Fletcher, 1-yard run (Pertuit kick)
- SJ - Thomas, 27-yard interception return (Pertuit kick)
- SA - Wilson, 14-yard pass from Davey (Davey pass failed)
- SJ - Whittaker, 4-yard pass from Michna (Pertuit kick)
- SA - Holmes, 47-yard pass from Davey (Cook rush)
- SJ - Thomas, 53-yard interception return (Pertuit kick)
- SA - Ruffins, 11-yard pass from Davey (Davey pass failed)
- SA - Brown, 56-yard missed field goal return (Toler pass from Davey)

Team Statistics

	SA	SJ
First Downs	16	14
Total Net Yds	245	228
Rush Net Yds	18	9
Pass Net Yds	227	219
Comp-Att-Int	18-38-3	17-32-0
KO Returns-Yds-TD	8-85-0	3-73-0
MFG Returns-Yds-TD	1-56-1	0-0-0
Ints for-Yds-TD	0-0-0	3-81-1
Penalties-Yds	3-13	11-67
Fumbles-Lost	2-1	0-0

Individual Statistical Leaders

Passing		Comp.	Att.	Int.	Yds	TD	Sack
Team	Player						
SA	Davey	18	38	3	227	4	0
SJ	Michna	15	28	0	182	5	0
Rushing		Att.	Yds.	Avg.	TD		
Team	Player						
SA	Cook	3	12	4.0	0		
SJ	Simmons	2	7	3.5	1		
Receiving		Rec.	Yds.	Avg.	TD		
Team	Player						
SA	Holmes	4	60	15.0	2		
SJ	Williams	7	107	15.3	2		

2013 REVIEW



SATURDAY JULY 13, 2013
CONSOL ENERGY ARENA
 SAN JOSE SABERCATS AT PITTSBURGH POWER
 ATTENDANCE: 7,132



The San Jose SaberCats (12-4) knocked off the Pittsburgh Power (3-13) 78-20 in front of 7,132 fans at the Consol Energy Center in downtown Pittsburgh on Saturday night. Quarterback Russ Michna completed 15-of-17 passes for 156 yards with five touchdowns and no interceptions before being relieved by Mitch Mustain after the half, with San Jose on top 48-7. San Jose's defense was absolutely dominant, holding the Power to 20 points, sacking the quarterback an eye-popping eight times and forcing five turnovers in the win. The 58-point win for San Jose was the largest in franchise history, surpassing a 73-17 win over the Oklahoma Wranglers on May 5, 2001.

San Jose opened the scoring, taking a quick 7-0 lead after a defensive stop, as Michna picked out a wide open Huey Whittaker for a five-yard touchdown. Following a successful onside kick, which was recovered by kicker Nich Pertuit, Michna found wide receiver Fred Williams on a nine-yard touchdown pass to push the lead to 13-0. San Jose forced a turnover deep in Pittsburgh territory and took advantage quickly when Michna connected with Whittaker for the second time in the quarter, pushing the lead to 20-0.

The Power got on the board early in the second quarter, as quarterback Shane Austin found wide receiver Mike Washington in the back of the end zone to pull within 13, at 20-7. Wide receiver Jamarko Simmons and the SaberCats responded quickly, as he forced his way in from a yard out, losing control initially, but recovered his own fumble for the score and pushed the San Jose advantage to 27-7. San Jose's defense forced another turnover on downs and struck on the first play as Michna and Whittaker connected for the third time in the half, and San Jose led 34-7. San Jose tacked on another pair of touchdowns to take a commanding 48-7 lead into the break.

The second half began the same way the first ended, as San Jose marched down the field and capped off the drive with an eight-yard Fred Williams touchdown run to extend the SaberCats lead to 55-7 early in the third. Austin and Washington connected for the second time on the night, this time from six yards out to cut the San Jose lead to 55-13. Pertuit hit a 34-yard field goal late in the third to bring the score to 58-13 in favor of the SaberCats, which is how the third quarter concluded.

Whittaker scored his fourth touchdown of the game when Mustain found him near the goal line for an 11-yard scoring strike and extended the SaberCats advantage to 65-13 early in the fourth quarter. SaberCats defensive back and Hall of Fame selection Clevan Thomas intercepted his second pass of the game and brought it back 49-yards for the score, pushing the lead to 71-13. That also marked the 13th interception of the season for Thomas, which tied his career single-season best from 2003. The two teams traded scores late in the quarter and San Jose came out with the 78-20 win.

Score By Quarter	1	2	3	4	Score
SaberCats	20	28	10	20	78
Power	0	7	6	7	20

Scoring Summary

- SJ - Whittaker, 5-yard pass from Michna (Pertuit kick)
- SJ - Williams, 9-yard pass from Michna (Pertuit kick failed)
- SJ - Whittaker, 10-yard pass from Michna (Pertuit kick)
- PIT - Washington, 10-yard pass from Austin (Rauch kick)
- SJ - Simmons, 0-yard fumble recovery (Pertuit kick)
- SJ - Whittaker, 9-yard pass from Michna (Pertuit kick)
- SJ - Willis, 11-yard pass from Michna (Pertuit kick)
- SJ - Fletcher, 1-yard run (Pertuit kick)
- SJ - Williams, 8-yard run (Pertuit kick)
- PIT - Washington, 6-yard pass from Austin (Rauch kick failed)
- SJ - Pertuit, 34-yard field goal
- SJ - Whittaker, 11-yard pass from Mustain (Pertuit kick)
- SJ - Thomas, 49-yard interception return (Pertuit rush failed)
- PIT - Washington, 28-yard pass from Cassidy (Rauch kick)
- SJ - Fletcher, 4-yard run (Pertuit kick)

Team Statistics

	SJ	PIT
First Downs	20	19
Total Net Yds	283	206
Rush Net Yds	28	23
Pass Net Yds	255	183
Comp-Att-Int	23-31-0	24-50-4
KO Returns-Yds-TD	2-19-0	11-123-0
MFG Returns-Yds-TD	1-22-0	0-0-0
Ints for-Yds-TD	4-70-1	0-0-0
Penalties-Yds	5-35	3-8
Fumbles-Lost	1-0	3-1

Individual Statistical Leaders

Passing					
Team	Player	Comp.-Att.-Int	Yds	TD	Sack
SJ	Michna	15-17-0	156	5	0
PIT	Austin	21-42-3	188	2	6
Rushing					
Team	Player	Att.	Yds.	Avg.	TD
SJ	Fletcher	2	13	6.5	1
PIT	Cassidy	1	8	8.0	0
Receiving					
Team	Player	Rec.	Yds.	Avg.	TD
SJ	Willis	9	150	16.7	1
PIT	Washington	5	57	11.4	3



65

SATURDAY JULY 20, 2011
SAP CENTER
PHILADELPHIA SOUL VS. SAN JOSE SABERCATS
ATTENDANCE: 9,251



43

The San Jose SaberCats (12-5) fell to the Philadelphia Soul (12-5) 65-43 in front of 9,163 fans at the newly renamed SAP Center on Saturday night. San Jose quarterback Russ Michna completed 15-of-37 passes for 206 yards and five touchdowns with one interception and Soul quarterback and Russell Athletic Offensive Player of the Game Dan Raudabaugh completed 20-of-33 passes for 181 yards and five touchdowns with no interceptions. San Jose wide receiver James Roe proved he hadn't lost a step in his first game of 2013, reeling in three touchdowns on six catches for 70 yards, giving him 280 receiving touchdowns in his career.

The Soul started the evening with a big defensive stand that forced the SaberCats to turn the ball over on downs, which then set up the Soul offense to march down the field and score first on an eight-yard pass from Raudabaugh to receiver Andrae Thurman in the corner of the end zone. The San Jose offense failed to move the chains once again, which resulted in another turnover on downs and another touchdown by Philadelphia; a one-yard rushing score by fullback Derrick Ross, his 34th on the ground this year, to put the Soul up 14-0. It was déjà vu for both teams as the first quarter came to an end with the SaberCats failing to convert on fourth down once more and gave the ball to the Soul in the red zone. Philadelphia put seven more on the board on a two-yard Raudabaugh to Anthony Jones connection, extending their lead to 21-0.

San Jose carried their first quarter offensive struggles into the second, as the SaberCats turned the ball over to the Soul on downs for the fourth time in the game. Raudabaugh continued to keep the Soul momentum going with his third touchdown pass of the night and second to Jones to make the score 27-0. The SaberCats finally got on the board with Roe reeling in his first touchdown of the season on his first reception of 2013 to cut the Soul lead to 20. The 'Cats defense got into the action on the next drive by pressuring Raudabaugh and were able force the Soul to turn the ball over on fourth down, and the San Jose offense capitalized as Michna connected with Roe from 27 yards out to make it 27-14. After a successful onside kick by Nich Pertuit, that was recovered by Clevan Thomas, San Jose kept their rhythm going as Michna led San Jose down the field 43 yards and found Roe for the third time of the game for the touchdown on the Cutters Catch of the Game, which was Roe's 280th receiving touchdown of his historic career and also narrowed the deficit to 27-21. The Soul would add three more on a 47-yard field goal by Martinez as time expired to send the Soul into the locker room up 30-21.

Raudabaugh connected with receiver Larry Brackins midway through the third quarter for his 90th touchdown pass of the season to start the second half's scoring, which extended the Soul lead to 37-21. On the ensuing San Jose possession, Michna's pass attempt to Jason Willis would be tracked down by the Soul's Rayshaun Kizer, his ninth interception of the year, which then set up a six-yard Thurman rushing touchdown making it 44-21 in favor of the Soul.

Jason Willis reeled in his first touchdown of the game (33rd of the season) on a 12-yard pass from Michna to begin the fourth quarter, which cut the Soul lead to 44-27 after a failed two-point conversion attempt. Philadelphia would find pay dirt once again on a six-yard Raudabaugh to Jones pass to make it 51-27 with just under nine minutes left in regulation. Two subsequent fumbles, one on the following kickoff and another on the ensuing offensive possession would set up two more Soul touchdowns; with the J. Lewis Small Playmaker of the Game LaRico Stevenson recovering the fumble for the score and Ross getting another rushing touchdown. San Jose would find the end zone twice more as Whittaker's 31-yard touchdown reception and pick-six would bring the score to 65-43, which would be the final at the SAP Center.

Score By Quarter	1	2	3	4	Score
Soul	21	9	14	21	65
SaberCats	0	21	0	22	43

Scoring Summary

- PHI - Thurman, 8-yard pass from Raudabaugh (Martinez kick)
- PHI - Ross, 1-yard run (Martinez kick)
- PHI - Jones, 2-yard pass from Raudabaugh (Martinez kick)
- PHI - Jones, 7-yard pass from Raudabaugh (Martinez kick failed)
- SJ - Roe, 8-yard pass from Michna (Pertuit kick)
- SJ - Roe, 27-yard pass from Michna (Pertuit kick)
- SJ - Roe, 2-yard pass from Michna (Pertuit kick)
- PHI - Martinez, 47-yard field goal
- PHI - Brackins, 4-yard pass from Raudabaugh (Martinez kick)
- PHI - Thurman, 6-yard pass from Raudabaugh (Martinez kick)
- SJ - Willis, 12-yard pass from Michna (Michna pass failed)
- PHI - Jones, 3-yard pass from Raudabaugh (Martinez kick)
- PHI - Stevenson, 3-yard fumble return (Martinez kick)
- PHI - Ross, 3-yard run (Martinez kick)
- SJ - Whittaker, 31-yard pass from Michna (Michna pass to Roe)
- SJ - Whittaker, 25-yard interception return (Michna pass to Jackson)

Team Statistics

	PHI	SJ
First Downs	18	15
Total Net Yds	215	198
Rush Net Yds	21	2
Pass Net Yds	194	196
Comp-Att-Int	22-36-1	15-37-1
KO Returns-Yds-TD	2-11-0	7-111-0
MFG Returns-Yds-TD	0-0-0	0-0-0
Ints for-Yds-TD	1-0-0	1-25-1
Penalties-Yds	7-47	7-31
Fumbles-Lost	1-1	2-2

Individual Statistical Leaders

Passing		Comp.	Att.	Int.	Yds	TD	Sack
Team	Player						
PHI	Raudabaugh	21	31	1	187	6	2
SJ	Michna	15	37	1	206	5	2
Rushing		Att.	Yds.	Avg.	TD		
Team	Player						
PHI	Ross	11	21	1.9	2		
SJ	Jackson	1	4	4.0	0		
Receiving		Rec.	Yds.	Avg.	TD		
Team	Player						
PHI	Thurman	10	100	10.0	2		
SJ	Roe	6	70	11.7	3		

2013 REVIEW



40

SATURDAY JULY 27, 2013
SAP CENTER
CHICAGO RUSH VS. SAN JOSE SABERCATS
ATTENDANCE: 8,864



65

The San Jose SaberCats (13-5) concluded their regular season on Saturday night by defeating the Chicago Rush (10-8) 65-40 in front of 8,874 fans at the SAP Center in San Jose. SaberCats quarterback Russ Michna completed 19-of-24 passes for 257 yards with five touchdowns and no interceptions in the win.

Chicago wide receiver Reggie Gray silenced the crowd early as he returned the opening kickoff 57-yards for a touchdown to open the scoring. However, San Jose linebacker Francis Maka got a hand on the ensuing point after attempt and Steve Octavien picked up the blocked kick and took it to the house to cut the Rush lead to 6-2. On the SaberCats opening offensive possession, Michna connected with wide receiver Jason Willis on a 16-yard score to give San Jose their first lead of the night at 9-6. It didn't last long however, as Rush quarterback Carson Coffman placed a perfect pass 32-yards down field right in stride with the streaking Gray. After another failed extra point attempt, Chicago's lead was 12-9. San Jose would answer back again, as defensive end/fullback Jabari Fletcher broke a tackle to reach the end zone from five yards out, putting the SaberCats back on top 16-12. On Chicago's next possession, another deep pass to Gray set up the Rush deep in SaberCats territory. However, defensive back Clevan Thomas denied the threat, picking off his 14th pass of the season and taking it 51 yards for the score, extending the San Jose lead to 23-12.

Returning on offense to open the second quarter, Coffman composed himself and manufactured a five minute drive; wide receiver Taurus Johnson got the Rush back on track with four yard run, cutting San Jose's advantage down to four at 23-19. The SaberCats would push the lead back to double digits at 30-19, as Michna connected with a sprawling James Roe in the back corner of the end zone from 20 yards out. Following another Rush turnover, Michna connected with Willis for a second time on the night, as a diving effort by #7 capped off the 24-yard hookup and put San Jose up 18 with 25 seconds left in the half. A final attempt at points before the half by Chicago failed to gain any traction up field, and the SaberCats took the 37-19 lead into halftime.

After forcing a San Jose turnover, a key fourth down conversion from Coffman to wide out Landon Cox preserved the Chicago drive, and a second fourth down conversion found the end zone, as Coffman found Johnson on the quick slant for six to open the second half scoring and the San Jose lead was back down to 37-26. Not to be denied of points twice in a row, Michna dissected his way down the field to put the SaberCats back up 18. He ended the drive with a touchdown pass to Roe who hauled it in with a spectacular one-handed grab as he sprinted across the goal line.

Following a fumble recovery by Co-Riddell Defensive Player of the Game Jason Stewart, wide receiver Huey Whitaker bulldozed his way through two Rush players into the end zone from 18 yards out to extend San Jose's lead to 25 at 51-26. On the next Chicago possession, not to be outdone, the other Co-Riddell Defensive Player of the Game Thomas picked off his second pass of the night and brought it back for his AFL record-setting sixth interception return for touchdown of the season, putting the SaberCats up by 32. That interception ended starting quarterback Coffman's night, as backup Luke Drone entered the game midway through the fourth quarter. On his first drive, he engineered a seven-play drive ending with a fourth down touchdown pass to Johnson, his second of the night, cutting the deficit to 58-33. After recovering a Rush onside kick attempt, fullback Dennis Godfrey spun, shed a would-be tackler and with a different player draped all over him, dove into the end zone for his first SaberCats touchdown from 11 yards out. Following another kick return for a score by Chicago, the SaberCats offense proceeded to run out the clock, and seal the 65-40 win over the Rush.

Score By Quarter	1	2	3	4	Score
Rush	12	7	7	14	40
SaberCats	23	14	7	21	65

Scoring Summary

- CHI - Gray, 57-yard kick return (Martinez kick blocked)
- SJ - Octavien, PAT return
- SJ - Willis, 16-yard pass from Michna (Pertuit kick)
- CHI - Gray, 32-yard pass from Coffman (Martinez kick failed)
- SJ - Fletcher, 5-yard run (Pertuit kick)
- SJ - Thomas, 51-yard interception return (Pertuit kick)
- CHI - Johnson, 4-yard run (Martinez kick)
- SJ - Roe, 20-yard pass from Michna (Pertuit kick)
- SJ - Willis, 24-yard pass from Michna (Pertuit kick)
- CHI - Johnson, 4-yard pass from Coffman (Martinez kick)
- SJ - Roe, 8-yard pass from Michna (Pertuit kick)
- SJ - Whittaker, 18-yard pass from Michna (Pertuit kick)
- SJ - Thomas, 38-yard interception return (Pertuit kick)
- CHI - Johnson, 12-yard pass from Drone (Martinez kick)
- SJ - Godfrey, 11-yard run (Pertuit kick)
- CHI - Norton, 56-yard kick return (Martinez kick)

Team Statistics

	CHI	SJ
First Downs	19	21
Total Net Yds	237	286
Rush Net Yds	10	24
Pass Net Yds	227	262
Comp-Att-Int	23-41-3	20-25-0
KO Returns-Yds-TD	8-212-2	6-73-0
MFG Returns-Yds-TD	0-0-0	0-0-0
Ints for-Yds-TD	0-0-0	3-105-2
Penalties-Yds	4-19	5-59
Fumbles-Lost	2-1	1-1

Individual Statistical Leaders

Passing						
Team	Player	Comp.	Att.	Int.	Yds	TD
CHI	Coffman	20	36	3	223	2
SJ	Michna	19	24	0	257	5
Rushing						
Team	Player	Att.	Yds.	Avg.	TD	
CHI	Payne	2	6	3.0	0	
SJ	Godfrey	5	19	3.8	1	
Receiving						
Team	Player	Rec.	Yds.	Avg.	TD	
CHI	Gray	7	96	13.7	1	
SJ	Willis	8	134	16.8	2	

2013 REVIEW



SUNDAY AUGUST 4, 2013
US AIRWAYS CENTER
SAN JOSE SABERCATS AT ARIZONA RATTTLERS
ATTENDANCE: 7,932
NATIONAL CONFERENCE SEMIFINAL



The San Jose SaberCats (13-6) fell in a closely contested battle with the top seeded Arizona Rattlers (16-3) 59-49 at the US Airways Center in Phoenix on Sunday night. SaberCats quarterback Russ Michna completed 20-of-36 passes for 238 yards with five total touchdowns (four passing) and one interception. Arizona now hosts the Spokane Shock in the National Conference Championship Game on Saturday, Aug. 10 with a trip to ArenaBowl XXVI in Orlando on the line.

The Rattlers opened the scoring after forcing a turnover on downs by San Jose on the opening drive and quarterback Nick Davila found Rod Windsor in the back corner of the end zone to give Arizona an early seven point lead. San Jose responded quickly, as Michna picked out wide receiver James Roe in the back of the end zone for an eight-yard strike to level the score at seven. Davila and Windsor hooked up again, this time on a 32-yard touchdown pass to pull in front 14-7 midway through the first. The SaberCats answered right back as offensive lineman Rich Ranglin hauled in an incredible catch on a six-yard screen pass to knot things at 14, which is how the first quarter came to an end.

Arizona scored again early in the second quarter, as Davila and Windsor connected on another big play, a 36-yard scoring toss on third and ten to regain their seven point advantage, 21-14. San Jose responded again, tying things at 21 after Whittaker connected with Huey Whittaker on a 17-yard strike midway through the second. The back and forth continued on the next drive as Rattlers wide receiver Tysson Poots made a tremendous 17-yard touchdown reception after a deflection, and wound up in the Arizona bench after going over the boards to reinstate their seven point lead, 28-21. Following another SaberCats turnover on downs, San Jose's defense stood tall and forced a missed field goal as time expired in the half.

The SaberCats defense came out strong in the second half and forced a field goal try by Garrett Lindholm. His 22-yard attempt missed wide left and defensive back Clevan Thomas returned the miss 49-yards to tie the game at 28. After an unsuccessful inside kick attempt, Arizona wrestled the lead back, as wide receiver Maurice Purify made an impressive catch in the back corner of the end zone to bring the Rattlers into the lead, 35-28 midway through the third quarter. The SaberCats came right back and scored quickly as Fred Williams caught a Michna pass on the left sideline and powered his way into the end zone to tie things at 35 with 5:58 to play in the third. The momentum shifted on one play, when Whittaker intercepted Davila from his jack linebacker spot and returned it 22 yards for the touchdown, giving San Jose their first lead of the night, 42-35. Arizona tied things yet again late in the quarter as Davila and Poots hooked up on a quick two-yard touchdown pass, and the third quarter concluded with the game tied at 42.

San Jose drove deep into Rattlers territory, but a fumble near the goal line gave Arizona possession back. They capitalized quickly, as fullback Odie Armstrong bulldozed his way into the end zone to give the Rattlers the 49-42 lead with 9:32 to play in the fourth. A kickoff off of the bar bounced Arizona's way on the ensuing kickoff, and Poots recovered the ball on the SaberCats' seven yard line. Davila then found Purify in the back of the end zone for a two-yard touchdown, stretching the lead to 56-42. San Jose would not go away, and after a big fourth down conversion, Michna capped off the scoring drive with a 12-yard scramble to pull the SaberCats within seven at 56-49 with 3:27 remaining. Arizona recovered the ensuing inside kick, and were held to an 18-yard field goal, stretching their lead to 59-49 with 0:54 to play in the fourth. San Jose was unable to complete the comeback, and fell 59-49 in Arizona, wrapping up their season at 13-6.

Score By Quarter	1	2	3	4	Score
SaberCats	14	7	21	7	49
Rattlers	14	14	14	17	59

Scoring Summary

ARI - Windsor, 5-yard pass from Davila (Lindholm kick)
 SJ - Roe, 8-yard pass from Michna (Pertuit kick)
 ARI - Windsor, 32-yard pass from Davila (Lindholm kick)
SJ - Ranglin, 6-yard pass from Michna (Pertuit kick)
 ARI - Windsor, 31-yard pass from Davila (Lindholm kick)
 SJ - Whittaker, 17-yard pass from Michna (Pertuit kick)
 ARI - Poots, 18-yard pass from Davila (Lindholm kick)
 SJ - Thomas, 49-yard missed FG return (Pertuit kick)
 ARI - Purify, 7-yard yard pass from Davila (Lindholm kick)
 SJ - Williams, 17-yard pass from Michna (Pertuit kick)
 SJ - Whittaker, 22-yard interception return (Pertuit kick)
 ARI - Poots, 2-yard pass from Davila (Lindholm kick)
 ARI - Armstrong, 1-yard run (Lindholm kick)
 ARI - Purify, 2-yard pass from Davila (Lindholm kick)
 SJ - Michna, 12-yard run (Peruit kick)
 ARI - Lindholm, 17-yard field goal

Team Statistics

	SJ	ARI
First Downs	17	23
Total Net Yds	253	272
Rush Net Yds	22	39
Pass Net Yds	231	233
Comp-Att-Int	20-36-1	21-35-1
KO Returns-Yds-TD	6-87-0	5-82-0
MFG Returns-Yds-TD	1-49-0	0-0-0
Ints for-Yds-TD	1-22-1	1-14-0
Penalties-Yds	11-70	10-66
Fumbles-Lost	2-2	1-0

Individual Statistical Leaders

Passing

Team	Player	Comp.	Att.	Int.	Yds	TD	Sack
SJ	Michna	20	36	1	231	4	1
ARI	Davila	21	35	1	233	7	1

Rushing

Team	Player	Att.	Yds.	Avg.	TD
SJ	Michna	2	15	7.5	1
ARI	Windsor	4	25	6.3	0

Receiving

Team	Player	Rec.	Yds.	Avg.	TD
SJ	Williams	7	84	12.0	0
ARI	Windsor	9	123	13.7	3

1995 - 8/4/01

5/12	ARIZONA	(OT) L	37-43
5/20	@ Las Vegas	W	32-27
5/26	MEMPHIS	L	30-41
6/3	@ Miami	W	50-22
6/9	LAS VEGAS	W	35-31
6/16	@ Milwaukee	L	47-64
6/24	@ Iowa	W	33-17
7/7	@ Charlotte	W	66-39
7/14	CHARLOTTE	W	52-20
7/22	ORLANDO	W	54-27
7/29	@ Connecticut	W	48-44
8/6	ARIZONA	L	40-41
8/13	ORLANDO (PO)	L	37-55

1996 - 6/8

4/26	ANAHEIM	L	18-40
5/4	@ Arizona	L	59-61
5/10	ALBANY	W	69-40
5/18	@ Florida	W	43-26
5/24	ORLANDO	W	42-25
6/1	@ Tampa Bay	L	22-36
6/8	@ Texas	W	42-24
6/14	ST. LOUIS	L	34-58
6/22	@ Connecticut	L	29-39
6/28	MEMPHIS	W	38-35
7/4	@ Anaheim	L	36-39
7/19	@ Milwaukee	L	43-48
7/26	MINNESOTA	L	31-40
8/2	ARIZONA	W	30-29

1997 - 8/6/01

5/2	@ Nashville	L	21-47
5/10	ANAHEIM	W	47-27
5/17	ALBANY	W	41-37
5/24	@ Arizona	L	50-59
5/30	@ Texas	L	22-59
6/9	ARIZONA	L	35-61
6/14	@ Iowa	(OT) W	37-31
6/20	PORTLAND	W	42-29
6/27	NEW JERSEY	L	22-24
7/5	@ Anaheim	W	49-35
7/11	@ New Jersey	W	51-36
7/18	FLORIDA	W	37-26
7/26	@ Portland	W	40-34
8/2	TAMPA BAY	L	34-58
8/8	@ Iowa (PO)	L	59-68

1998 - 7/7/01

5/1	TAMPA BAY	W	23-45
5/9	ARIZONA	L	43-62
5/16	@ Albany	L	30-56
5/23	GRAND RAPIDS	W	49-20
5/30	NASHVILLE	W	49-41
6/6	@ Arizona	L	26-48
6/14	@ New Jersey	W	51-33
6/19	PORTLAND	W	48-44
6/26	@ Milwaukee	W	76-44
7/3	@ Portland	W	68-45
7/11	IOWA	L	41-44
7/17	ALBANY	L	53-56
7/25	@ New York	L	37-54
7/31	@ Houston	W	65-55
8/8	@ Tampa Bay (PO)	L	46-65

1999 - 6/8

4/24	@ Grand Rapids	W	54-53
4/30	@ Florida	L	56-78
5/8	PORTLAND	W	79-51
5/15	ARIZONA	W	54-50
5/24	@ Milwaukee	W	52-45
5/29	IOWA	L	30-34
6/5	@ Portland	L	38-39
6/12	@ Arizona	L	37-75
6/19	FLORIDA	W	58-50
6/25	@ Houston	L	57-61
7/9	BUFFALO	W	52-46
7/16	@ Nashville	L	45-56
7/24	TAMPA BAY	L	48-52
7/31	MILWAUKEE	L	52-56

2000 - 13/3/11

4/15	HOUSTON	W	54-14
4/21	@ Oklahoma	L	64-68
4/29	ARIZONA	L	42-51
5/6	@ Iowa	W	54-52
5/12	OKLAHOMA	W	37-30
5/19	@ Buffalo	W	61-35
5/27	LOS ANGELES	W	78-25
6/1	@ Arizona	W	55-34
6/9	NEW ENGLAND	W	85-76
6/17	GRAND RAPIDS	W	68-45
6/22	@ Milwaukee	W	63-60
6/29	@ Grand Rapids	W	52-32
7/8	@ Los Angeles	W	75-72
7/22	BUFFALO	W	83-54
8/4	OKLAHOMA (PO)	W	63-40
8/12	NASHVILLE (PO)	L	42-51

2001 - 10/4/11

4/14	LOS ANGELES	W	50-32
------	-------------	---	-------

4/21	ARIZONA	W	48-37
4/28	@ Houston	W	62-57
5/5	OKLAHOMA	W	73-17
5/12	@ New York	L	58-62
5/18	@ Milwaukee	W	69-55
5/26	ORLANDO	L	35-59
6/2	@ Los Angeles	L	44-47
6/16	NASHVILLE	(OT) W	58-57
6/24	@ Oklahoma	W	60-41
6/30	FLORIDA	W	56-55
7/6	@ Arizona	W	73-63
7/15	@ Indiana	L	63-66
7/21	HOUSTON	W	80-27
8/4	ARIZONA (PO)	W	68-49
8/11	@ Nashville (PO)	L	47-71

2002 - 13/1/3-0

4/20	ARIZONA	W	52-51
4/27	@ Tampa Bay	W	61-54
5/4	GEORGIA	W	59-53
5/11	LOS ANGELES	W	78-44
5/17	@ Orlando	W	77-45
5/25	DALLAS	W	74-54
6/1	@ Buffalo	W	61-35
6/8	@ Los Angeles	W	52-33
6/15	CHICAGO	W	74-68
6/22	NEW YORK	W	65-41
6/29	@ Dallas	W	68-41
7/6	@ Arizona	L	52-59
7/12	@ Carolina	W	58-41
8/3	TAMPA BAY (PO)	W	55-48
8/10	ORLANDO (PO)	W	52-40
8/18	ARIZONA (ABXVI)	W	52-14

2003 - 12/4/11

2/2	@ Arizona	W	49-28
2/9	@ Los Angeles	L	72-73
2/16	@ Georgia	L	49-51
2/22	COLORADO	W	80-40
3/2	@ Las Vegas	W	72-37
3/9	@ Chicago	W	71-49
3/14	BUFFALO	W	58-41
3/23	ARIZONA	W	59-58
3/28	CAROLINA	W	62-40
4/6	@ Dallas	L	64-67
4/11	DETROIT	L	42-45
4/19	INDIANA	W	73-71
4/27	@ Colorado	W	42-54
5/3	GRAND RAPIDS	W	56-55
5/11	@ Tampa Bay	W	47-34
5/17	LOS ANGELES	W	47-43
5/31	GEORGIA (PO)	W	69-48
6/8	ARIZONA (PO)	L	49-66

2004 - 8/6/01

2/5	@ Detroit	W	58-43
2/12	@ Los Angeles	W	67-35
2/28	GRAND RAPIDS	W	62-61
3/7	@ New York	L	50-64
3/14	COLORADO	W	55-35
3/20	LAS VEGAS	W	79-62
3/26	LOS ANGELES	W	55-52
4/4	@ Tampa Bay	W	62-55
4/10	@ Dallas	L	54-58
4/16	CHICAGO	W	51-43
4/25	@ Georgia	W	63-34
5/1	NEW ORLEANS	W	68-34
5/9	@ Arizona	L	41-58
5/16	@ Las Vegas	L	35-44
5/22	PHILADELPHIA	W	48-36
5/30	ARIZONA	L	43-50
6/5	TAMPA BAY (PO)	W	56-52
6/12	CHICAGO (PO)	W	49-35
6/27	@ Arizona (ABXVIII)	W	69-62

2005 - 9/7/01

1/30	@ Tampa Bay	L	33-63
2/5	LAS VEGAS	W	66-31
2/13	@ New Orleans	L	61-62
2/20	@ Los Angeles	L	69-71
3/6	@ Orlando	W	57-38
3/11	PHILADELPHIA	W	52-26
3/18	GRAND RAPIDS	W	72-48
3/28	@ Las Vegas	W	81-75
4/3	ARIZONA	W	48-27
4/10	@ Chicago	L	39-55
4/15	DALLAS	W	83-71
4/22	@ Colorado	W	89-41
4/29	NASHVILLE	L	55-57
5/7	LOS ANGELES	L	42-54
5/14	@ Arizona	L	44-54
5/21	GEORGIA	W	54-48
5/29	@ Colorado (PO)	L	48-56

2006 - 10/6/11

1/28	UTAH	L	35-48
2/6	@ Las Vegas	L	48-51
2/12	@ Arizona	W	58-50
2/19	@ Grand Rapids	L	52-66

2/26	@ Chicago	(OT) L	48-54
3/4	@ Utah	W	65-50
3/12	LOS ANGELES	L	61-75
3/17	GEORGIA	(OT) W	56-55
3/25	@ Nashville	L	48-51
4/2	ARIZONA	W	61-49
4/7	@ Tampa Bay	W	52-43
4/14	LAS VEGAS	W	69-59
4/22	AUSTIN	W	63-59
4/29	@ Los Angeles	W	53-36
5/6	COLORADO	W	61-56
5/13	COLUMBUS	W	68-47
5/27	ARIZONA (PO)	W	62-48
6/3	CHICAGO (PO)	L	56-59

2007 - 13/3/3-0

3/4	@ Los Angeles	W	66-58
3/9	@ Chicago	L	45-48
3/24	@ Georgia	L	62-64
3/31	TAMPA BAY	W	69-49
4/6	COLORADO	W	72-44
4/13	@ New Orleans	L	54-67
4/21	LOS ANGELES	W	73-49
4/28	UTAH	W	69-48
5/5	@ Arizona	W	56-49
5/12	LAS VEGAS	W	61-34
5/19	GRAND RAPIDS	W	69-44
5/25	@ Nashville	W	48-34
6/1	ORLANDO	W	59-52
6/9	@ Utah	W	70-49
6/16	ARIZONA	W	66-26
6/25	@ Las Vegas	W	73-46
7/7	COLORADO (PO)	W	76-67
7/14	CHICAGO (PO)	W	61-49
7/29	vs. Columbus (ABXXI)	W	55-33

2008 - 13/3/2-1

3/3	@ Chicago	L	47-70
3/10	@ Grand Rapids	W	66-58
3/15	ARIZONA	W	63-43
3/22	DALLAS	W	56-59
3/29	@ Kansas City	W	44-36
4/5	@ New Orleans	L	43-72
4/12	PHILADELPHIA	L	57-58
4/18	@ Utah	W	61-40
4/26	LOS ANGELES	W	70-42
5/3	@ Orlando	L	35-61
5/9	@ Arizona	W	63-42
5/17	UTAH	W	74-64
5/24	COLORADO	W	59-42
5/31	@ Los Angeles	W	66-56
6/14	TAMPA BAY	W	73-70
6/21	GEORGIA	W	68-62
7/7	COLORADO (PO)	W	64-51
7/12	GRAND RAPIDS (PO)	W	81-55
7/27	vs. Phil. (ABXXII)	L	56-59

2011 - 7/11

3/11	SPOKANE	W	76-48
3/18	KANSAS CITY	W	60-57
3/25	@ Chicago	L	41-54
4/1	IOWA	L	69-76
4/8	UTAH	W	75-55
4/16	@ Tulsa	W	42-33
4/22	PHILADELPHIA	W	68-61
5/7	ARIZONA	L	43-65
5/14	@ Pittsburgh	L	48-54
5/21	@ Utah	L	68-76
5/28	GEORGIA	L	49-55
6/4	@ Dallas	L	57-70
6/18	@ Arizona	L	57-64
6/25	@ Cleveland	L	21-82
7/1	JACKSONVILLE	W	83-70
7/9	ORLANDO	W	60-40
7/16	@ Spokane	L	61-63
7/23	@ Tampa Bay	L	44-57

2012 - 12/6/01

3/10	ARIZONA	(OT) W	71-70
3/24	@ Utah	L	59-60
3/30	@ Spokane	W	69-35
4/6	SAN ANTONIO	W	76-53
4/14	@ Philadelphia	L	55-61
4/21	KANSAS CITY	W	49-35
4/28	@ Iowa	W	76-33
5/5	@ Arizona	W	77-70
5/11	UTAH	W	70-59
5/19	@ San Antonio	L	47-72
5/26	CHICAGO (OT)	W	84-77
6/2	@ Milwaukee	L	68-81
6/8	ORLANDO	W	51-34
6/17	@ Kansas City	L	41-57
6/23	SPOKANE	L	63-90
6/30	@ Chicago	W	75-61
7/7	NEW ORLEANS	W	55-31
7/14	IOWA	W	57-48
7/28	@ Arizona (PO)	L	48-51

2013 - 13/5/0-1

3/23	@ San Antonio	W, 47-42
3/29	ORLANDO	W, 65-62
4/6	@ Arizona	L, 43-73
4/19	SPOKANE	L, 47-69
4/27	@ New Orleans	W, 57-38
5/4	CLEVELAND	W, 56-36
5/10	TAMPA BAY	W, 64-34
5/18	@ Jacksonville	W, 57-36
5/25	UTAH	W, 35-34
6/1	@ Spokane	L, 45-75
6/8	PITTSBURGH	W, 68-54
6/15	@ Iowa	L, 68-73
6/22	ARIZONA	W, 72-42
6/29	@ Utah	W, 57-49
7/6	SAN ANTONIO	W, 62-35
7/13	@ Pittsburgh	W, 78-20
7/20	PHILADELPHIA	L, 43-65
7/27	CHICAGO	W, 65-40
8/4	@ Arizona (PO)	L, 59-49

AFL HONORS

ALL-AFL FIRST TEAM			ALL-ROOKIE TEAM			OFFENSIVE PLAYER OF THE WEEK		
Year	Name	Pos.	Year	Name	LB	Year	Name	WK
2013	Clevan Thomas	DB	2007	Steve Watson	LB	2013	Fred Williams	WK 7
2013	Francis Maka	LB	2007	A.J. Haglund	K	2012	Mark Grieb	WK 1
2013	Rich Ranglin	OL	2006	Ben Nelson	OS	2011	Mark Grieb	WK 18
2012	Joe Sykes	DL	2002	Clevan Thomas	DS	2011	Mark Grieb	WK 5
2012	Rich Ranglin	OL	2002	James Williams	FB/LB	2008	Mark Grieb	WK 13
2008	Marquis Floyd	DB	2000	Mike Ulufale	OL/DL	2008	Cleannord Saintil	WK 16
2008	A.J. Haglund	K	1998	Shaton Baker	WR/LB	2007	James Roe	Playoffs
2008	Steve Watson	LB	OFFENSIVE PLAYER OF THE YEAR			2007	Mark Grieb	Playoffs
2007	Clevan Thomas	DB	2002	Mark Grieb	QB	2006	Ben Nelson	WK 10
2005	Mark Grieb	QB	DEFENSIVE PLAYER OF THE YEAR			2006	Mark Grieb	WK 16
2004	Omarr Smith	DS	2013	Clevan Thomas	DB	2006	Ben Nelson	Playoffs
2003	Keala Keanaaina	FB/LB	2003	Clevan Thomas	DS	2005	Rashied Davis	WK 8
2003	Clevan Thomas	DS	2002	Clevan Thomas	DS	2005	Rashied Davis	WK 9
2003	Barry Wagner	WR/DB	ROOKIE OF THE YEAR			2005	Mark Grieb	WK 15
2002	Mark Grieb	QB	2006	Ben Nelson	OS	2004	Mark Grieb	WK 6
2002	Clevan Thomas	DS	2002	Clevan Thomas	DS	2004	James Roe	WK 9
2002	Barry Wagner	WR/DB	"DON'T BLINK" PLAYER OF THE YEAR			2004	Mark Grieb	WK 13
2000	Sam Hernandez	OL/DL	1999	Steve Papin	OS	2003	Aaron Bailey	WK 6
1996	Pat McGuirk	DS	1998	Steve Papin	OS	2003	Kevin McKenzie	Playoffs
1995	Pat McGuirk	DS	1998	Steve Papin	OS	2002	John Dutton	Playoffs
ALL-AFL SECOND TEAM			LINEMAN OF THE YEAR			2001	Mark Grieb	WK 12
2013	Huey Whittaker	LB	2012	Joe Sykes	DL	2000	Steve Papin	WK 13
2013	Jason Stewart	DL	2000	Sam Hernandez	OL/DL	1998	Ron Lopez	WK 14
2013	George Bussey	OL	HEAD COACH OF THE YEAR			1996	Titus Dixon	WK 3
2012	Francis Maka	LB	2002	Darren Arbet		1995	Titus Dixon	WK 11
2012	Manny Akah	OL	2000	Darren Arbet		DEFENSIVE PLAYER OF THE WEEK		
2012	Nich Pertuit	K	OFFENSIVE PLAYER OF THE MONTH			2013	Jason Stewart	WK 19
2011	Mark Lewis	OL	2005	Rashied Davis	March	2013	Clevan Thomas	WK 16
2011	Chad Cook	FB	2005	Mark Grieb	April	2013	Ken Fontenette	WK 14
2008	Brian Johnson	FB	2004	Mark Grieb	February	2013	Clevan Thomas	WK 10
2008	Clevan Thomas	LB	2004	Mark Grieb	April	2012	Andre Jones	Playoffs
2007	James Roe	WR	2002	Mark Grieb	May	2012	Andre Jones	WK 18
2007	Ron Jones	DL	DEFENSIVE PLAYER OF THE MONTH			2012	Joe Sykes	WK 14
2007	A.J. Haglund	K	2008	Clevan Thomas	June	2012	Joe Sykes	WK 8
2006	Clevan Thomas	DS	2008	Marquis Floyd	May	2008	Clevan Thomas	WK 16
2004	Mark Grieb	QB	2007	Clevan Thomas	June	2007	Ron Jones	WK 9
2003	Sam Hernandez	OL/DL	2003	Clevan Thomas	February	2006	Clevan Thomas	WK 12
2002	James Hundon	OS	2003	Clevan Thomas	May	2005	Tremain Mack	WK 6
2002	Mik Ulufale	OL/DL	2003	Clevan Thomas	May	2004	Omarr Smith	WK 1
2001	Joe Jacobs	OL/DL	IRONMAN OF THE MONTH			2003	Clevan Thomas	WK 14
2000	Steve Papin	OS	2005	Rodney Wright	April	2002	Bob McMillen	WK 2
1999	Steve Papin	OS	2004	Rashied Davis	March	2002	Sam Hernandez	WK 4
1998	Sam Hernandez	OL/DL	2003	James Roe	February	2002	Joe Jacobs	WK 10
1998	Tommy Jones	DS	2003	Barry Wagner	April	KICKER OF THE MONTH		
1997	Al Noga	OL/DL	KICKER OF THE MONTH			2008	A.J. Haglund	March
1995	Amod Field	WR/DB	2008	A.J. Haglund	April	2008	A.J. Haglund	April
1995	Titus Dixon	OS	2008	A.J. Haglund	May	2008	A.J. Haglund	May
ALL-IRONMAN TEAM			ROOKIE OF THE MONTH					
2008	Jason Geathers	WR/LB	2006	Ben Nelson	March			
2007	Jason Geathers	WR/LB	2005	Tremain Mack	March			
2005	James Roe	WR/LB	2002	Clevan Thomas	April			
2004	James Roe	WR/LB						
2004	Rashied Davis	WR/DB						
2003	Jamesz Roe	WR/LB						
2002	Barry Wagner	WR/DB						
2001	Barry Wagner	WR/DB						
1999	Shalon Baker	WR/LB						

IRONMAN OF THE WEEK

Year	Name	Pos.
2012	Fred Williams	Playoffs
2012	Fred Williams	WK 17
2012	Huey Whittaker	WK 12
2011	Rodney Wright	WK 2
2008	Jason Geathers	WK 8
2007	Phil Glover	Playoffs
2007	Phil Glover	Playoffs
2006	Charles Pauley	WK 3
2005	Rodney Wright	WK 12

2005	Rodney Wright	WK 13
2004	Rashed Davis	WK 3
2004	James Roe	WK 8
2004	Barry Wagner	WK 15
2003	Clevan Thomas	WK 7
2003	Barry Wagner	WK 16
2002	Barry Wagner	WK 8
2002	Barry Wagner	WK 12
2002	Barry Wagner	Playoffs
2001	Bob McMillen	WK 3
2001	James Roe	WK 4
2001	Barry Wagner	WK 5

2001	Barry Wagner	WK 15
2000	Barry Wagner	WK 5
1999	Derrick Chachere	WK 9
1998	Shalon Baker	WK 9
1998	Steve Papin	WK 14
1997	Willie Culppepper	WK 10
1997	Leonard Nelson	WK 7
1995	Barry Wagner	WK 13

PLAYMAKER OF THE WEEK

2013	Fred Williams	WK 7
2013	Huey Whittaker	WK 1

TEAM-BY-TEAM RESULTS VS. CURRENT AFL FRANCHISES

ARIZONA RATTLES **22-19**

8/4/13	@ Arizona	L	*49-59
6/22/13	San Jose	W	72-42
4/6/13	@ Arizona	L	43-73
7/28/12	@ Arizona	L	*48-51
5/5/12	@ Arizona	W	77-70
3/10/12	San Jose	W	*71-70
6/18/11	@ Arizona	L	57-64
5/7/11	San Jose	L	43-65
5/9/08	@ Arizona	W	63-42
3/15/08	San Jose	W	63-43
6/16/07	San Jose	W	66-26
5/5/07	@ Arizona	W	56-49
5/27/06	San Jose	W	62-48
4/2/06	San Jose	W	61-49
2/12/06	@ Arizona	W	58-50
5/14/05	@ Arizona	L	44-54
4/3/05	San Jose	W	48-27
6/27/04	@ Arizona	W	^{AB} 69-62
5/30/04	San Jose	L	43-50
5/9/04	@ Arizona	L	41-58
6/8/03	San Jose	L	*49-66
3/23/03	San Jose	W	59-58
2/2/03	@ Arizona	W	49-28
8/18/02	San Jose	W	^{AB} 52-14
7/12/02	@ Arizona	L	52-59
4/20/02	San Jose	W	52-51
8/4/01	San Jose	W	*68-49
7/6/01	@ Arizona	W	73-63
4/12/01	San Jose	W	48-37
6/1/00	@ Arizona	W	55-34
4/29/00	San Jose	L	42-51
6/12/99	@ Arizona	L	37-75
5/15/99	San Jose	W	54-50
6/6/98	@ Arizona	L	26-48
5/9/98	San Jose	L	43-62
6/9/97	San Jose	L	22-59
5/24/97	@ Arizona	L	50-59
8/2/96	San Jose	W	30-29
5/4/96	@ Arizona	L	59-61
8/6/95	San Jose	L	40-41
5/12/95	San Jose	L	*37-43

CHICAGO RUSH **8-6**

7/27/13	San Jose	W	65-40
6/30/12	@ Chicago	W	75-61
5/26/12	San Jose	W	*84-77
3/25/11	@ Chicago	L	41-54
3/3/08	@ Chicago	L	47-70
7/14/07	San Jose	W	*61-49
3/9/07	@ Chicago	L	45-48
6/3/06	San Jose	L	*56-59
2/26/06	@ Chicago	L	*48-54
4/10/05	@ Chicago	L	39-55
6/12/04	San Jose	W	*49-35
4/16/04	San Jose	W	51-43
3/9/03	@ Chicago	W	71-49
6/15/02	San Jose	W	74-68

CLEVELAND GLADIATORS¹ **8-3**

5/4/13	San Jose	W	56-36
6/25/11	@ Cleveland	L	21-82
6/25/07	@ Las Vegas	W	73-46
5/12/07	San Jose	W	61-34
4/14/06	San Jose	W	69-59
2/6/06	@ Las Vegas	L	48-51
3/28/05	@ Las Vegas	W	81-75
2/5/05	San Jose	W	66-31

5/16/04	@ Las Vegas	L	35-44
3/20/04	San Jose	W	79-62
3/2/03	Las Vegas	W	72-37

GEORGIA FORCE **6-3**

5/28/11	@ Georgia	L	49-55
6/21/08	San Jose	W	68-62
3/24/07	@ Georgia	L	62-64
3/17/06	San Jose	W	*56-55
5/21/05	San Jose	W	54-48
4/25/04	@ Georgia	W	63-34
5/31/03	San Jose	W	*69-48
2/16/03	@ Georgia	L	49-51
5/4/02	San Jose	W	59-53

IOWA BARNSTORMERS **5-5**

6/15/13	@ Iowa	L	68-73
7/14/12	San Jose	W	57-48
4/28/12	@ Iowa	W	76-33
4/1/11	San Jose	L	69-76
5/6/00	@ Iowa	W	54-52
5/29/99	San Jose	L	30-34
7/11/98	San Jose	L	41-44
8/8/97	@ Iowa	L	59-68
6/14/97	@ Iowa	W	*37-31
6/24/95	@ Iowa	W	33-17

JACKSONVILLE SHARKS **2-0**

5/18/13	@ Jacksonville	W	57-36
7/1/11	San Jose	W	83-70

KANSAS CITY COMMAND **3-1**

6/17/12	@ Kansas City	L	41-57
4/21/12	San Jose	W	49-35
3/18/11	San Jose	W	60-57
3/29/08	@ Kansas City	W	44-36

MILWAUKEE MUSTANGS **4-4**

6/2/12	@ Milwaukee	L	68-81
5/18/01	@ Milwaukee	W	69-55
6/22/00	@ Milwaukee	W	63-60
7/31/99	San Jose	L	52-56
5/24/99	@ Milwaukee	W	52-45
6/26/98	@ Milwaukee	W	76-40
7/19/96	@ Milwaukee	L	43-48
6/16/95	@ Milwaukee	L	47-64

NEW ORLEANS VOODOO **3-3**

4/27/13	@ New Orleans	W	57-38
7/7/12	San Jose	W	55-31
4/5/08	@ New Orleans	L	43-72
4/13/07	@ New Orleans	L	54-67
2/13/05	@ New Orleans	L	61-62
5/1/04	San Jose	W	68-34

ORLANDO PREDATORS **9-3**

3/29/13	San Jose	W	65-62
6/8/12	San Jose	W	51-34
7/9/11	@ Orlando	W	60-40
5/3/08	@ Orlando	L	35-61
6/1/07	San Jose	W	59-52
3/6/05	@ Orlando	W	57-38
8/10/02	San Jose	W	*52-40
5/17/02	@ Orlando	W	77-45
5/26/01	San Jose	L	35-59
5/24/96	San Jose	W	42-25
8/13/95	San Jose	L	*37-55
7/22/95	San Jose	W	54-27

PHILADELPHIA SOUL **3-4**

7/20/13	San Jose	L	43-65
4/14/12	@ Philadelphia	L	55-61
4/22/11	San Jose	W	68-61
7/27/08	@ New Orleans	L	^{AB} 56-59
4/12/08	San Jose	L	57-58
3/11/05	San Jose	W	52-26
5/22/04	San Jose	W	48-36

PITTSBURGH POWER **2-1**

7/13/13	@ Pittsburgh	W	78-20
6/6/13	San Jose	W	68-54
5/14/11	@ Pittsburgh	L	48-54

SAN ANTONIO TALONS² **4-1**

7/6/13	San Jose	W	62-35
3/23/13	@ San Antonio	W	47-42
5/19/12	@ San Antonio	L	47-72
4/6/12	San Jose	W	76-53
4/16/11	@ Tulsa	W	42-33

SPOKANE SHOCK **2-4**

6/11/13	@ Spokane	L	45-75
4/19/13	San Jose	L	47-69
6/23/12	San Jose	L	63-90
3/30/12	@ Spokane	W	69-35
3/11/11	San Jose	W	76-48
7/16/11	@ Spokane	L	63-61

TAMPA BAY STORM **9-7**

5/10/13	San Jose	W	64-34
7/23/11	@ Tampa Bay	L	44-57
6/14/08	San Jose	W	73-70
3/31/07	San Jose	W	69-49
4/7/06	@ Tampa Bay	W	52-43
1/30/05	@ Tampa Bay	L	33-63
6/5/04	San Jose	W	*56-52
4/4/04	@ Tampa Bay	W	62-55
5/11/03	@ Tampa Bay	W	47-34
8/3/02	San Jose	W	*55-48
4/27/02	@ Tampa Bay	W	61-54
7/24/99	San Jose	L	48-52
8/8/98	@ Tampa Bay	L	*46-65
5/1/98	San Jose	L	23-45
8/2/97	San Jose	L	34-58
6/11/96	@ Tampa Bay	L	22-36

UTAH BLAZE **7-3**

6/29/13	@ Utah	W	57-49
5/25/13	San Jose	W	35-34
5/11/12	San Jose	W	70-59
3/24/12	@ Utah	L	59-60
5/21/11	@ Utah	L	68-76
4/8/11	San Jose	W	75-55
5/17/08	San Jose	W	74-64
4/18/08	@ Utah	W	61-40
6/9/07	@ Utah	W	70-49
4/28/07	San Jose	W	69-48
3/4/06	@ Utah	W	65-50
1/28/06	San Jose	L	35-48

¹Cleveland moved from Las Vegas following 2007 Season.

²San Antonio Talons moved from Tulsa following 2011 season.

³Playoff Game

⁴OverTime Game

⁵ArenaBowl Game

DATE	OPP.	RESULT	ATT.
5/12	ARIZONA (OT)	L, 37-43	15,105
5/20	at Las Vegas	W, 32-27	4,126
5/26	MEMPHIS	L, 30-41	13,042
6/3	at Miami	W, 50-22	7,100
6/9	LAS VEGAS	W, 35-31	13,434
6/16	at Milwaukee	L, 47-64	14,747
6/24	at Iowa	W, 33-17	11,411
7/7	at Charlotte	W, 66-35	9,164
7/14	CHARLOTTE	W, 52-20	13,612
7/22	ORLANDO	W, 54-27	14,431
7/29	at Connecticut	W, 48-44	9,721
8/6	ARIZONA	L, 40-41	15,569

AEL PLAYOFFS

8/13	ORLANDO	L, 37-55	13,471
------	---------	----------	--------

TEAM STATS	CATS	OPP
SCORING	524	412
Points Per Game	43.7	34.3
FIRST DOWNS	157	137
Rushing	24	19
Passing	123	94
Penalty	10	24
RUSHING YARDAGE	393	277
Rushing Attempts	128	113
Average/Game	32.8	23.1
PASSING YARDAGE	2618	2226
Att.-Comp.	387-232	407-211
Intercepted	12	21
Average/Game	218.2	185.5
TOTAL OFFENSE	3011	2503
Total Plays	524	533
Average/Game	250.9	208.6
KICKOFF RETURNS	46-737	68-1132
MFG RETURNS	15-248	9-82
INT RETURNS	21-349	12-110
FUMBLES-LOST	26-13	29-13
PENALTIES-YARDS	97-481	84-348
TIME OF POS	27-25	28-25
3RD DOWN EFF.	27/78	28/86
3rd Down Pct.	35%	33%
4TH DOWN EFF.	3/4	0/3
4th Down Pct.	75%	0%
SACKS-YARDS	13-110	9-52
TOUCHDOWNS	73	55

SCORE	1	2	3	4	OI	TOI
CATS	95	153	128	148	0	524
OPP	96	136	56	118	6	412

RUSHING	ATT	YDS	AVG	TD	LG
Petithomme	38	159	4.2	5	20
Chachere	26	102	3.9	4	16
Calvin	25	70	2.8	1	11
Kimborough	12	14	1.2	2	8
Cox	3	13	4.3	0	6
Dixon	5	11	2.2	2	4
Howard	5	11	2.2	1	5
Lowery	3	6	2.0	0	5
Franklin	2	4	2.0	0	4
Rogers	6	4	0.7	3	2
Pawlowski	1	2	2.0	1	2
Jennings	1	1	1.0	0	1
Wood	1	-4	-4.0	0	-4
CATS	128	393	3.1	19	20
OPP	113	277	2.5	18	41

RECEIVING	NO	YDS	AVG	TD	LG
Dixon	62	840	13.5	14	48
Howard	54	463	8.6	7	22
Field	24	305	12.7	8	34
Reese	21	299	14.2	4	40
Jennings	18	202	11.2	2	33
Rogers	17	181	10.6	4	18
Petithomme	10	100	10.0	3	31
Ellis	6	55	9.2	1	14
Wray	5	49	9.8	0	17
Barber	4	49	12.2	1	28
Chachere	3	51	17.0	0	26
Shaw	3	26	8.7	0	15
Calvin	2	33	16.5	0	17
Cox	1	6	6.0	0	6
Costar	1	6	6.0	0	6
Williams	1	5	5.0	0	5
CATS	232	2670	11.5	44	48
OPP	211	2336	11.1	32	49

KO RETURNS	NO	YDS	AVG	TD	LG
Dixon	31	590	19.0	3	55
Reese	8	88	11.0	0	23
Howard	3	22	7.3	0	13
Jennings	2	37	18.5	0	28
Barber	1	0	0.0	0	0
Rogers	1	0	0.0	0	0
CATS	46	737	16.0	3	55
OPP	68	1132	16.6	2	55

MFG RETURNS	NO	YDS	AVG	TD	LG
Dixon	10	165	16.5	0	35
Jennings	2	40	20.0	0	30
Reese	1	41	41.0	0	41
Barber	1	2	2.0	0	2
Wray	1	0	0.0	0	0
CATS	15	248	16.5	0	41
OPP	9	82	9.1	0	19

SCORING	TD	FG	PAT	2PT	S	PTS
Dixon	19	0	0/0	0	0	114
Petithomme	9	0	0/0	1	0	56
Howard	9	0	0/0	0	0	54
Mills	0	8	26/32	0	0	50
Field	8	0	0/0	0	0	48
Rogers	7	0	0/0	0	0	42
Reese	6	0	0/0	0	0	36
Chachere	4	0	0/0	0	0	24
Barber	3	0	0/0	0	0	18
Kimborough	2	0	0/0	2	0	16
Jennings	2	0	0/0	1	0	14
Cheevers	0	2	7/11	0	0	13
Perez	0	1	10/12	0	0	13
Calvin	1	0	0/0	0	0	6
Pawlowski	1	0	0/0	0	0	6
Ellis	1	0	0/0	0	0	6
McGuirk	1	0	0/0	0	0	6
TEAM	0	0	0/0	0	1	2
CATS	73	11	43/55	4	1	524
OPP	55	10	46/49	1	2	412

FGS	1-19	20-29	30-39	40-49	50+
Mills	0/1	3/5	2/3	3/6	0/4
Cheevers	0/0	1/1	1/3	0/3	0/4
Perez	0/0	0/1	1/2	0/0	0/1
CATS	0/1	4/7	4/8	3/9	0/9
OPP	0/0	7/10	1/5	2/10	0/13

Cheevers (2/11): (37G, 61R) (40N, 61N, 30N) (45R, 24G, 35N, 50R, 55N, 45N).
Perez (1/4): (28N, 35G.) (58B, 35R). **Mills (8/19):** (60N, 40G, 25R, 24G, 51B) (21G, 20N, 23G, 32R, 42N) (18N) (45G, 48R, 50N) (57R, 40N) (43G) (34G, 33G).

OPPONENTS (10/38): (51R, 25G, 24G, 45N, 25G) (53N, 57R) (49R, 62N, 53N, 52R) (22G, 35G, 49N, 26G, 65R) (49N, 24R, 38R) (34R, 62R) (46G, 48N, 45N, 39N) (64R, 36N) (28N, 45R) (61N, 20G, 58N, 20G, 63R) (40G, 60R) (25N, 48R).

INTS	NO	YDS	AVG	TD	LG
McGuirk	9	202	22.4	1	40
Field	2	22	11.0	0	20
Wray	2	20	10.0	0	20
Howard	2	20	10.0	1	15
Rogers	2	5	2.5	0	5
Reese	1	43	43.0	1	43
Petithomme	1	31	31.0	1	31
Pollard	1	6	6.0	0	6
Barber	1	0	0.0	0	0
CATS	12	349	16.6	4	43
OPP	21	111	8.5	3	16

DEFENSE	I	S	A	SK	PD	FF	FR
McGuirk	52.5	48	9	0.0	18	0	1
Barber	39.5	34	11	0.0	10	2	1
Rogers	35.5	30	11	0.0	3	1	0
Wray	31.5	29	5	0.0	5	0	0
D. Pollard	28.0	23	10	0.0	4	2	0
Howard	21.0	17	8	0.0	0	0	1
Brown	19.5	14	11	4.5	4	2	1
Field	16.5	16	1	0.0	2	0	0
Petithomme	16.0	14	4	0.0	0	2	1
Chachere	12.0	9	6	1.0	2	1	1
Ellis	9.5	9	1	0.0	2	0	1
Costar	8.5	8	1	2.0	0	2	0
Jones	8.5	6	5	0.0	0	0	0
Richards	6.5	5	3	4.0	0	1	0
Cox	6.0	6	0	0.0	0	0	1
Calvin	6.0	5	2	0.0	0	0	1
Franklin	4.5	3	3	0.0	0	0	0
G.Williams	4.5	2	5	0.0	0	1	0
Reese	4.0	4	0	0.0	0	0	0
Jennings	4.0	4	0	0.0	0	0	0
Baus	3.5	3	1	0.0	1	0	0
Shaw	3.5	2	3	1.5	0	0	0
Kimborough	3.0	3	0	0.0	0	0	0
Miller	2.0	1	2	0.0	0	0	0
Campbell	1.0	1	0	0.0	0	0	0
Mills	1.0	1	0	0.0	0	0	0
Sila	0.5	0	1	0.0	1	0	0
TEAM	0.0	0	0	0.0	0	1	1
CATS	348.5	297	103	13.0	52	12	13

PASSING	GP/GS	CMP	ATT	YDS	PCI	TD	INT	LG	YDS/GM.	RATE
Kimborough	12/12	224	372	2,586	60.2	43	10	48	215.5	98.9
Wood	1/0	2	5	34	40.0	0	1	29	34.0	24.2
Lowery	7/0	6	9	50	66.7	1	1	21	25.0	69.0
Petithomme (FB/LB)	11/0	0	1	0	0.0	0	0	0	0.0	39.6
TEAM	-	-	-	-52	-	-	-	-	-	-
CATS	12	232	387	2,618	60.1	44	12	48	218.2	95.73
OPP	12	211	407	2,226	51.8	32	21	49	185.5	66.23

DATE	OPP	RESULT	ATT.
4/26	ANAHEIM	L 18-40	14,969
5/4	at Arizona	L 59-61	15,279
5/10	ALBANY	W, 69-40	15,561
5/18	at Florida	W, 43-26	4,479
5/24	ORLANDO	W, 42-25	15,470
6/1	at Tampa Bay	L, 22-39	14,663
6/8	at Texas	W, 42-24	9,132
6/14	ST. LOUIS	L 34-58	15,130
6/22	at Connecticut	L 29-39	8,246
6/28	MEMPHIS	W, 38-35	15,135
7/4	at Anaheim	L 36-39	10,790
7/19	at Milwaukee	L 43-48	14,977
7/26	MINNESOTA	L 31-40	14,901
8/2	ARIZONA	W, 30-29	15,109

TEAM STATS	CATS	OPP
SCORING	536	540
Points Per Game	38.3	38.6
FIRST DOWNS	217	177
Rushing	31	15
Passing	158	129
Penalty	28	33
RUSHING YARDAGE	405	208
Rushing Attempts	113	112
Average/Game	28.9	14.9
PASSING YARDAGE	3075	2851
Att.-Comp.	494-280	444-235
Intercepted	17	23
Average/Game	219.6	203.6
TOTAL OFFENSE	3480	3059
Total Plays	628	570
Average/Game	248.6	218.5
KICKOFF RETURNS	69-1285	68-1133
MFG RETURNS	19-336	15-271
INT RETURNS	23-156	17-162
FUMBLES-LOST	27-12	21-9
PENALTIES-YARDS	130-709	110-499
TIME OF POS	32:01	28:00
3RD DOWN EFF.	44/100	38/103
3rd Down Pct.	44%	37%
4TH DOWN EFF.	1/1	1/1
4th Down Pct.	100%	100%
SACKS-YARDS	14-75	19-112
TOUCHDOWNS	72	68

SCORE	1	2	3	4	OT	TOI
CATS	104	184	110	138	0	536
OPP	117	144	100	179	0	540

RUSHING	ATT	YDS	AVG	TD	LG
Pettithomme	36	214	5.9	7	39
Dixon	17	55	3.2	2	16
Nelson	14	50	3.6	2	20
Chachere	22	48	2.2	3	7
Butler	4	20	5.0	0	7
Reese	2	9	4.5	0	10
Wood	1	9	9.0	1	9
Rogers	3	2	0.7	1	3
Wray	1	1	1.0	0	1
Kimbrough	11	1	0.1	1	4
Bennett	2	-4	-2.0	0	-
CATS	128	393	3.1	19	20
OPP	113	277	2.5	18	41

RECEIVING	NO	YDS	AVG	TD	LG
Dixon	86	1012	11.8	15	36
Reese	61	792	13.0	13	41
Rogers	26	271	10.4	4	40
Allred	24	321	13.4	4	29
Bryant	22	194	8.8	2	24
Wray	21	234	11.1	4	41
Field	9	101	11.2	0	15
Noga	5	44	8.8	3	19
Pettithomme	4	66	16.5	0	25
Nelson	4	37	9.2	0	17
Hurd	4	33	8.2	1	12
Howard	4	30	7.5	0	10
Chachere	4	29	7.2	0	10
Babb	2	18	9.0	0	10
Shaw	2	3	1.5	0	4
Presbury	2	2	1.0	1	2
CATS	280	3187	11.4	47	41
OPP	235	2926	12.5	45	47

KO RETURNS	NO	YDS	AVG	TD	LG
Dixon	51	1070	21.0	3	38
Reese	12	179	14.9	0	50
Rogers	2	20	10.0	0	10
Bryant	2	10	5.0	0	9
Allred	1	4	4.0	0	4
Wray	1	2	2.0	0	2
CATS	19	336	17.7	1	57
OPP	15	271	18.1	2	54

MFG RETURNS	NO	YDS	AVG	TD	LG
Dixon	14	237	16.9	1	57
Reese	4	99	24.7	0	48
Rogers	1	0	0.0	0	0
CATS	19	226	17.7	1	58
OPP	15	271	18.1	2	52

SCORING	TD	FG	PAT	PPT	\$	PIS
Dixon	21	0	0/0	0	0	123
Reese	13	0	0/0	0	0	78
Mills	0	10	19/28	0	0	49
Pettithomme	7	0	0/0	0	0	42
Rogers	6	0	0/0	0	0	36
Allred	5	0	0/0	0	0	30
Perez	0	4	17/21	0	0	29
Wray	4	0	11/12	0	0	24
Ruzek	0	3	0/0	0	0	20
Noga	3	0	0/0	0	0	18
Chachere	3	0	0/0	0	0	18
Nelson	2	0	0/0	0	0	12
Hurd	2	0	0/0	0	0	12
Bryant	2	0	0/0	0	0	12
Presbury	1	0	0/0	0	0	6
Kimbrough	1	0	0/0	0	0	6
Baus	1	0	0/0	0	0	6
Wood	1	0	0/0	0	0	6
Butler	0	0	0/0	0	2	4
Brown	0	0	0/0	1	1	2
Domingos	0	0	0/0	0	0	0
CATS	72	17	47/61	0	3	536
OPP	68	22	51/64	2	5	540

FGS	1-19	20-29	30-39	40-49	50+
Domingos	0/0	0/0	0/3	0/0	0/2
Mills	1/1	4/5	2/3	1/3	2/6
Perez	0/1	3/4	1/3	0/2	0/6
Ruzek	1/2	0/0	1/1	1/1	0/4
CATS	2/4	7/9	4/10	2/6	2/18
OPP	0/0	10/11	4/7	3/9	5/21

Domingos (0/5): (34N, 33N, 59R, 39N, 54R). **Mills (10/18):** (20N, 47G, 26G) (28G, 33G, 43N, 52G) (18G, 63G, 29G) (58N, 36G, 56R, 30N) (55R, 21G, 49N, 55B). **Perez (4/16):** (33N, 57N) (23G, 22G, 61R) (57R, 33N, 27R) (50R, 54N, 16N, 31G) (21G, 56R, 48R, 48R). **Ruzek (3/8):** (48G, 19R, 54N) (51R, 18G, 50R, 51N, 30G).

OPPONENTS (22/48):	50G	20G	24G	48R	60R	23G	45G	64R0	45G	45G	33R	60R	22G	64R	51G	56R	47R	51R	52R	35G	21G	48N	30G	57R	58N	30G	36G	51R	50G	59R	46R	26G	46R	23N	25G	50G	57B	50R	38N	58R	38R	22G	50G	50N	24G	43N	26G	50N
INTS	NO	YDS	AVG	TD	LG																																											
McGuirk	7	69	9.9	0	23																																											
Allred	5	44	8.8	1	40																																											
Rogers	2	12	6.0	0	8																																											
Texada	2	9	4.5	0	7																																											
Wray	2	2	1.0	0	2																																											
Jones	2	0	0.0	0	0																																											
Barber	1	16	16.0	0	16																																											
Chachere	1	4	4.0	0	4																																											
Reese	1	0	0.0	0	0																																											
CATS	23	156	6.8	1	40																																											
OPP	17	162	9.5	3	46																																											

DEFENSE	I	\$	A	SK	PD	FF	FR
McGuirk	58.5	56	5	0.0	15	0	1
Texada	44.5	41	7	0.0	9	1	0
Allred	40.5	38	5	0.0	13	2	1
Wray	31.5	25	13	0.0	8	1	1
Rogers	20.0	14	12	0.0	1	0	1
Pettithomme	18.5	17	3	0.0	1	0	1
Butler	16.0	13	6	1.0	1	1	0
Noga	15.5	9	13	3.5	5	0	2
Brown	14.5	13	3	2.5	0	0	1
Barber	14.5	13	3	0.0	7	0	1
Reese	14.5	14	1	0.0	4	1	0
Nelson	12.5	11	3	2.0	1	2	1
Chachere	12.0	10	4	2.0	1	0	0
Bryant	10.0	9	2	2.0	2	0	0
Miller	9.0	8	2	2.0	1	0	1
Jones	8.5	7	3	0.0	0	0	0
Baus	8.5	7	3	0.0	2	0	0
Shaw	6.0	5	2	0.0	0	0	0
Presbury	4.0	4	0	1.0	0	0	0
Dickerson	4.0	3	2	0.0	0	0	0
Spencer	3.5	3	1	0.0	0	0	0
Richards	3.5	1	5	0.0	0	0	0
Howard	3.0	2	2	0.0	0	0	0
O'Brien	2.5	2	1	0.0	0	0	0
Babb	2.5	2	1	0.0	1	0	0
TEAM	90.8	2	0.0	0	0	0	0
CATS	387	3351	104	14.0	72	10	9

PASSING	GP/GS	CMP	ATT	YDS	PCT	TD	INT	LG	YDS/GM.	RATE
Kimbrough	10/10	191	322	2237	59.3	37	7	41	223.7	100.1
Fresques	8/1	49	92	468	53.3	4	6	24	78.0	51.4
Bennett	7/2	26	55	376	47.3	4	4	37	75.2	57.8
Wood	3/1	14	25	106	56.0	2	0	14	106.0	86.4
TEAM	--	--	--	-112	--	--	--	--	--	--
CATS	12	280	494	3075	56.7	47	17	41	219.6	84.7
OPP	12	235	444	2851	52.9	45	23	47	203.6	76.7

DATE	OPP	RESULT	ATT.
5/2	at Nashville	L 21-47	11,582
5/10	ANAHEIM	W, 47-27	14,869
5/17	ALBANY	W, 41-37	14,269
5/24	at Arizona	L 50-59	15,181
5/30	at Texas	L 55-61	4,750
6/9	ARIZONA	L 22-59	14,394
6/14	at Iowa (OT)	W, 37-31	11,250
6/20	PORTLAND	W, 42-29	13,724
6/27	NEW JERSEY	L 22-24	14,196
7/5	at Anaheim	W, 49-35	10,117
7/11	at New Jersey	W, 51-36	10,499
7/18	FLORIDA	W, 37-26	14,895
7/26	at Portland	W, 40-34	11,249
8/2	TAMPA BAY	L 34-58	15,248

AFI PLAYOFFS

8/8	at Iowa	L 59-68	10,381
-----	---------	---------	--------

TEAM STATS	CATS	OPP
SCORING	548	563
Points Per Game	39.1	40.2
FIRST DOWNS	206	192
Rushing	23	20
Passing	147	148
Penalty	36	24
RUSHING YARDAGE	361	284
Rushing Attempts	137	96
Average/Game	25.8	20.3
PASSING YARDAGE	2920	3056
Att.-Comp.	455-241	484-293
Intercepted	16	20
Average/Game	208.6	218.3
TOTAL OFFENSE	3281	3340
Total Plays	612	599
Average/Game	234.4	238.6
KICKOFF RETURNS	74-1285	71-1281
MFG RETURNS	19-398	21-242
INT RETURNS	20-157	16-257
FUMBLES-LOST	20-11	17-9
PENALTIES-YARDS	117-531	106-572
TIME OF POS	30:25	30:04
3RD DOWN EFF.	39/102	44/98
3rd Down Pct.	38%	45%
4TH DOWN EFF.	5/11	6/12
4th Down Pct.	45%	50%
SACKS-YARDS	19-101	20-79
TOUCHDOWNS	74	72

SCORE	1	2	3	4	OI	TOI
CATS	94	150	105	193	6	548
OPP	99	169	170	125	0	563

RUSHING	ATT	YDS	AVG	TD	LG
Chachere	44	145	3.3	7	20
Nelson	31	103	3.3	0	18
Kaleo	16	57	3.6	4	16
Papin	19	32	1.7	7	7
Wood	10	13	1.3	1	10
R. Jones	5	12	2.4	1	5
Rogers	1	5	5.0	0	5
Dixon	5	4	0.8	0	7
Pollard	1	4	4.0	0	4
Milton	1	3	3.0	0	3
Butler	1	-2	-2.0	0	-2
Morris	3	-15	-5.0	0	-
CATS	137	361	2.6	20	20
OPP	96	284	3.0	17	39

RECEIVING	NO	YDS	AVG	TD	LG
Dixon	57	571	10.0	11	33
Culpepper	48	732	15.2	11	43
Papin	37	482	13.0	7	46
Cooper	27	408	15.1	4	35
Rogers	16	223	13.9	4	27
Milton	16	191	11.9	2	23
Hill	11	108	9.8	1	25
Phillips	6	72	12.0	2	28
Pollard	5	63	12.6	2	28
Chachere	5	18	3.6	0	10
Berry	4	77	19.2	0	30
Nelson	4	43	10.7	1	25
Thomas	2	21	10.5	0	13
M. Williams	1	7	7.0	0	7
Russell	1	5	5.0	0	5
Noga	1	0	0.0	0	0

CATS	NO	YDS	AVG	TD	LG
OPP	241	3021	12.5	45	46
OPP	292	3158	10.8	45	45

KO RETURNS	NO	YDS	AVG	TD	LG
Dixon	41	679	16.6	1	56
Papin	23	521	22.6	2	56
Culpepper	3	12	4.0	0	7
Thomas	2	33	16.5	0	35
Milton	2	24	12.0	0	22
Rogers	2	11	5.5	0	11
Noga	1	5	5.0	0	5

CATS	NO	YDS	AVG	TD	LG
OPP	74	1285	17.4	3	56
OPP	71	1281	18.0	1	55

MFG RETURNS	NO	YDS	AVG	TD	LG
Dixon	12	303	25.2	1	55
Papin	5	92	18.4	0	24
Thomas	2	3	1.5	0	3

CATS	NO	YDS	AVG	TD	LG
OPP	19	398	20.9	1	55
OPP	21	242	11.5	0	31

SCORING	ID	FG	PAT	2PT	S	PIS
Papin	16	0/0	0/0	1	0	98
Dixon	13	0/0	0/0	0	0	78
Culpepper	12	0/0	0/0	0	0	72
Chachere	7	0/0	0/0	1	44	44
Stoyanovich	0	7/15	19/19	0	40	40
Winters	0	5/18	23/29	0	38	38
Rogers	5	0/0	0/0	0	30	30
Kaleo	4	0/0	0/0	1	26	26
Cooper	4	0/0	0/0	0	24	24
Phillips	3	0/0	0/0	0	18	18
Milton	3	0/0	0/0	0	18	18
Belden	0	1/11	12/15	0	15	15
Pollard	2	0/0	0/0	0	12	12
Nelson	1	0/0	0/0	0	6	6
Wood	1	0/0	0/0	0	6	6
Hill	1	0/0	0/0	0	6	6
R. Jones	1	0/0	0/0	0	6	6
Berry	1	0/0	0/0	0	6	6
Abrams	0	0/0	3/3	0	3	3
TEAM	0	0/0	0/0	1	2	2
CATS	74	13/44	57/66	2	2	548
OPP	72	18/45	59/68	3	6	563

FGS	1-19	20-29	30-39	40-49	50+
Stoyanovich	0/0	2/2	2/4	2/5	1/4
Winters	0/0	4/7	0/0	1/9	0/2
Belden	0/0	1/2	0/1	0/5	0/3
Abrams	0/0	0/0	0/1	0/1	0/0
CATS	0/0	7/11	2/6	3/20	1/9
OPP	1/1	4/4	6/10	5/8	2/19

Abrams (0/2): (34N, 49N). **Winters (5/18):** (28N, 45N, 42G) (24G, 62R) (20G, 42N) (40R) (6R, 48R, 21G) (22B, 44N, 51R, 40R 29G, 41R, 46R). **Belden (1/11):** (48n, 41r, 48r) (25g, 49r, 57r, 31r, 52r) (48r, 22n, 57r). **Stoyanovich:** (47G, 50G, 44G) (24G, 31G, 21G, 63R, 45R, 40N) (54R, 38G, 45R, 33N, 37N) (64N).

OPPONENTS (22/48): (61N, 49G, 60R) (30G, 43G, 44R) (25G, 34G, 55G, 52R) (-) (63R, 31N 53R) (50R, 41G) (26G, 58R, 61N) (32G, 56R, 45R, 29G, 51R, 41G) (55R, 37G) (58R, 21G, 35G, 36G) (33R, 53N, 55R, 49R) (52R, 30N, 37B) (57G, 41G, 58R, 64R) (18G).

INTS	NO	YDS	AVG	TD	LG
Currie	8	24	3.0	0	10
Cooper	3	16	5.3	0	9
McGuirk	3	4	1.3	0	2
Milton	2	49	24.5	1	40
Culpepper	1	47	47.0	1	47
Hill	1	9	9.0	0	9
Rogers	1	8	8.0	0	8
Thomas	1	0	0.0	0	0
CATS	20	157	7.9	2	47
OPP	16	257	16.1	5	51

DEFENSE	I	S	SK	PD	FF	FR
McGuirk	52.5	45	15	0.0	5	1
Currie	44.5	38	13	0.0	15	0
Thomas	38.5	32	15	0.0	2	0
Berry	35.5	27	17	0.0	5	0
Milton	22.5	14	17	0.0	1	1
Rogers	19.0	13	10	0.0	1	2
Nelson	16.0	15	12	2.0	6	1
Noga	16.0	13	6	7.5	0	0
Culpepper	15.5	12	7	0.0	1	1
Luster	15.0	10	10	2.5	3	0
Hill	14.0	10	8	0.0	2	0
Cooper	12.0	10	4	0.0	3	0
Brown	12.0	7	10	1.0	0	0
Butler	11.0	7	8	2.0	3	0
Adams	10.0	8	4	0.0	1	1
Presbury	9.5	5	9	2.0	0	1
Chachere	9.5	3	13	0.0	1	1
Phillips	9.0	6	6	0.0	0	0
Wright	4.5	3	3	0.0	0	0
M. Williams	4.0	4	0	0.0	0	0
W. Pollard	3.0	2	2	0.0	0	1
Russell	3.0	2	2	0.0	0	0
R. Jones	2.5	1	3	0.0	0	0
Mickelbart	1.5	1	1	0.0	0	0
Webb	1.0	1	0	0.0	0	0
Spencer	0.5	0	1	0.0	0	0
TEAM	7.0	7	0	0.0	0	0
CATS	390.5	291	199	17.0	49	6
CATS	390.5	291	199	17.0	49	6

PASSING	GP/GS	CMP	ATT	YDS	PCT	ID	INT	LG	YDS/GM.	RATE
Wood	9/6	106	208	1,442	51.0	22	6	46	160.2	87.9
Kaleo	7/7	115	215	1,386	53.5	20	10	35	197.0	77.4
Morris	2/1	18	30	186	60.0	3	0	27	62.0	102.9
Thomas (WR/DB)	12/0	2	2	7	100.0	0	0	6	0.6	81.3
TEAM	-	-	-	-	-	-	-	-	-	-
SABERCATS	12	241	455	2,920	53.0	45	16	46	208.6	83.0
OPPONENTS	12	293	484	3,056	60.5	45	20	45	218.3	84.8

DATE	OPP	RESULT	ATT.
5/1	TAMPA BAY	L, 23-45	14,028
5/9	ARIZONA	L, 43-62	14,299
5/16	at Albany	L, 30-56	10,140
5/23	GRAND RAPIDS	W, 49-20	13,773
5/30	NASHVILLE	W, 49-41	14,300
6/6	at Arizona	L, 26-48	15,838
6/14	at New Jersey	W, 51-33	9,136
6/19	PORTLAND	W, 48-44	14,576
6/26	at Milwaukee	W, 76-40	N/A
7/3	at Portland	W, 68-45	10,392
7/11	IOWA	L, 41-44	15,036
7/17	ALBANY	L, 53-56	14,799
7/25	at New York	L, 37-54	5,307
7/31	at Houston	W, 65-55	9,734
AFL PLAYOFFS			
8/8	at Tampa Bay	L, 46-65	11,001

TEAM STATS	SABERCATS	OPP
SCORING	659	643
Points Per Game	47.1	45.9
FIRST DOWNS	201	202
Rushing	15	16
Passing	165	161
Penalty	21	25
RUSHING YARDAGE	336	280
Rushing Attempts	117	99
Average/Game	24.0	20.0
PASSING YARDAGE	3521	3359
Att.-Comp.	459-254	501-285
Intercepted	15	26
Average/Game	251.5	239.9
TOTAL OFFENSE	3857	3639
Total Plays	592	613
Average/Game	275.5	259.9
KICKOFF RETURNS	76-1678	91-1519
MFG RETURNS	12-206	12-237
INT RETURNS	26-141	15-62
FUMBLES-LOST	27-11	26-15
PENALTIES-YARDS	124-685	97-455
TIME OF POS	27:37	32:47
3RD DOWN EFF.	41/99	44/95
3rd Down Pct.	41%	46%
4TH DOWN EFF.	4/13	10/20
4th Down Pct.	31%	50%
SACKS-YARDS	14-75	16-76
TOUCHDOWNS	88	89

SCORE	1	2	3	4	OT	TOT
CATS	140	212	155	152	0	643
OPP	127	224	127	165	0	643

RUSHING	ATT	YDS	AVG	TD	LG
Maslowski	33	149	4.5	7	23
Papin	39	100	2.6	9	10
M.Jones	18	46	2.5	4	8
Nelson	14	43	3.1	1	8
Baker	2	4	2.0	0	5
Brown	1	3	3.0	0	3
Martin	2	1	0.5	0	1
Morris	1	-5	-5.0	0	-5
Lopez	7	-5	-0.7	0	-
CATS	117	336	2.9	21	23
OPP	99	280	2.8	16	34

RECEIVING	NO	YDS	AVG	TD	LG
Papin	84	1256	14.9	19	47
Baker	58	815	14.0	16	48
Phillips	26	379	14.6	6	31
Gary	24	337	14.0	6	46
Peace	20	241	12.0	3	25
West	12	186	15.5	2	32
Maslowski	10	86	8.6	9	20
Hernandez	5	92	18.4	2	38
M.Jones	5	62	12.4	1	29
Luster	3	60	20.0	2	23
Nelson	2	30	15.0	0	16
Browning	2	29	14.5	1	21
T.Jones	2	18	9.0	0	9
Brown	1	6	6.0	0	6
CATS	254	3597	14.2	58	48
OPP	285	3434	12.0	62	45

CO RETURNS	NO	YDS	AVG	TD	LG
Papin	72	1632	22.7	4	57
Peace	2	17	8.5	0	17
Gary	2	4	2.0	0	3
Baker	1	22	22.0	0	22
West	1	3	3.0	0	3
CATS	78	1678	21.5	4	57
OPP	91	1519	16.7	5	57

MFG RETURNS	NO	YDS	AVG	TD	LG
Papin	11	202	18.4	0	33
West	1	4	4.0	0	4
CATS	12	206	17.2	0	33
OPP	12	237	19.8	1	56

SCORING	TD	FG	PAT	2PT	S	PTS
Papin	32	0/0	0/0	1	0	194
Stoyanovich	0	17/45	74/85	0	0	125
Baker	17	0/0	0/0	0	0	102
Gary	8	0/0	0/0	0	0	48
Maslowski	7	0/0	0/0	0	0	42
Phillips	6	0/0	0/0	0	0	36
M.Jones	5	0/0	0/0	0	0	30
Peace	3	0/0	0/0	0	0	18
Luster	2	0/0	0/0	0	0	12
West	2	0/0	0/0	0	0	12
Hernandez	2	0/0	0/0	0	0	12
Nelson	1	0/0	0/0	0	1	8
Pouliivaati	1	0/0	0/0	0	0	6
T.Jones	1	0/0	0/0	0	0	6
Browning	1	0/0	0/0	0	0	6
Keneley	0	0/0	0/0	0	1	2
CATS	88	17/45	74/85	1	2	659
OPP	89	10/31	77/87	0	4	649

FIELD GOALS	1-19	20-29	30-39	40-49	50+
Stoyanovich	2/3	8/14	3/9	2/5	2/14
CATS	2/3	8/14	3/9	2/5	2/14
OPP	0/0	6/8	4/5	0/5	0/13

Stoyanovich (17/45): (61R, 54N, 21G, 51R, 32G, 39G) (28G, 54R, 45N) (27G, 26N, 40R, 41G, 26G) (27N, 32N, 49R, 16R) (56G) (51G, 22N, 25N, 40G) (54N, 24G, 38N) (53R, 50R) (20N, 60R, 38R) (22G, 21G, 26N) (53N, 39G, 27N, 39N) (18G, 30N, 66R, 55B) (60R, 28G) (19G).

OPPONENTS (10/31): (33N, 44R) (24N) (20G, 36G) (23G, 33G, 55R, 59R, 64N, 54N) (24N, 41R) (37G, 21G, 63R) (57N, 60R) (53R, 56R, 58N) (-) (34G) (54R, 58R, 41N, 28G) (52R) (46R, 47N, 26G, 22G) (-).

INTERCEPTIONS	NO	YDS	AVG	TD	LG
T.Jones	11	84	7.6	0	30
McGuirk	5	27	5.4	0	17
Peace	2	8	4.0	0	8
Baker	2	1	0.5	0	1
Currie	2	0	0.0	0	0
Gary	1	17	17.0	1	17
Keneley	1	3	3.0	0	3
West	1	1	1.0	0	1
M.Williams	1	0	0.0	0	0
SABERCATS	26	141	5.4	1	30
OPPONENTS	15	62	4.1	1	16

DEFENSE	I	S	A	SK	PD	FF	FR
McGuirk	62.0	55	14	0.0	26	0	0
T.Jones	46.0	38	16	0.0	11	0	3
Baker	33.5	21	25	0.0	2	0	2
Phillips	32.5	21	23	0.0	2	2	0
Nelson	23.0	19	8	4.5	7	3	2
Maslowski	21.0	14	14	0.0	2	1	0
M.Williams	21.0	19	4	0.0	2	0	0
Peace	18.5	15	7	0.0	3	0	0
Gary	16.5	13	7	0.0	2	0	3
Luster	12.5	8	9	0.5	3	0	0
M.Jones	12.0	8	8	2.0	0	1	0
Hernandez	11.0	9	4	5.0	5	2	1
West	10.5	9	3	0.0	1	1	0
Pouliivaati	10.0	6	8	0.0	2	0	1
Papin	7.5	4	7	0.0	1	0	0
Currie	7.5	5	5	0.0	0	0	0
M.Brown	7.0	3	8	0.0	0	0	0
Butler	6.5	5	3	1.0	0	1	1
Stoyanovich	6.0	4	4	0.0	0	0	0
O'Brien	5.5	4	3	0.0	1	1	0
Keneley	5.0	4	2	1.0	0	0	1
Browning	4.5	3	3	0.0	0	1	0
Lopez	4.0	4	0	0.0	0	0	0
Clemens	2.5	2	1	0.0	0	0	0
Macfarlane	2.0	1	2	0.0	0	0	0
Stallworth	1.0	1	0	0.0	0	0	1
J.Brown	1.0	1	0	0.0	0	0	0
Scott	0.5	0	1	0.0	0	0	0
SABERCATS	390.5	296	189	14.0	70	13	15

PASSING	GP/GS	CMP	ATT	YDS	PCT	TD	INT	LG	YDS/GM.	RATE
Lopez	12/11	200	352	2769	56.8	47	8	48	230.8	106.1
Brown	6/1	31	56	454	55.4	6	2	45	75.7	93.9
Morris	2/2	17	38	255	44.7	3	2	47	127.5	65.1
Martin	2/0	6	13	119	46.2	2	3	35	59.5	77.6
TEAM	-	-	-	-76	-	-	-	-	-	-
SABERCATS	14	254	459	3521	55.3	58	15	48	251.5	98.1
OPPONENTS	14	285	501	3359	56.9	62	26	45	239.9	86.7

DATE	OPPONENT	RESULT	ATT.
4/24	at Grand Rapids	W, 54-53	10,097
4/30	at Florida	L, 56-78	4,370
5/8	PORTLAND	W, 79-51	14,795
5/15	ARIZONA	W, 54-50	13,782
5/24	at Milwaukee	W, 52-45	12,781
5/29	IOWA	L, 30-34	14,019
6/5	at Portland	L, 38-39	7,210
6/12	at Arizona	L, 37-75	16,303
6/19	FLORIDA	W, 58-50	13,008
6/25	at Houston	L, 57-61	3,014
7/9	BUFFALO	W, 52-46	13,406
7/16	at Nashville	L, 45-56	14,123
7/24	TAMPA BAY	L, 48-52	14,128
7/31	MILWAUKEE	L, 52-56	15,108

TEAM STATS	SABERCATS	OPP
SCORING	712	746
Points Per Game	50.9	53.3
FIRST DOWNS	211	229
Rushing	30	31
Passing	146	158
Penalty	35	40
RUSHING YARDAGE	425	406
Rushing Attempts	168	116
Average/Game	30.4	29.0
PASSING YARDAGE	3132	3482
Att.-Comp.	469-253	482-271
Intercepted	16	11
Average/Game	223.7	248.7
TOTAL OFFENSE	3557	3888
Total Plays	650	606
Average/Game	254.1	277.7
KICKOFF RETURNS	86-1680	86-1610
MFG RETURNS	17-415	15-243
INT RETURNS	11-90	16-163
FUMBLES-LOST	24-15	18-11
PENALTIES-YARDS	127-584	106-480
TIME OF POSSESSION	31:18	28:51
3RD DOWN EFF.	56/114	36/91
3rd Down Pct.	49%	40%
4TH DOWN EFF.	5/14	10/15
4th Down Pct.	36%	67%
SACKS-YARDS	8-54	13-80
TOUCHDOWNS	94	103

SCORE BY QTR	1	2	3	4	OT	TOI
SABERCATS	113	244	164	191	0	712
OPPONENTS	162	207	162	215	0	746

RUSHING	ATT	YDS	AVG	TD	LG
M.Jones	35	140	4.0	3	28
Papin	48	107	2.2	13	15
Chachere	37	93	2.5	12	18
Petithomme	15	27	1.8	4	7
Wood	21	26	1.2	4	9
Grieb	3	14	4.7	0	8
Nelson	4	11	2.7	0	7
Chilcote	5	7	1.4	0	3
SABERCATS	168	425	2.5	36	28
OPPONENTS	116	406	3.5	27	25

RECEIVING	NO	YDS	AVG	TD	LG
Papin	91	1031	11.3	12	48
Baker	74	1156	15.6	22	45
Reese	36	475	13.2	8	49
Gary	20	247	12.3	2	32
Chachere	8	115	14.4	2	31
Peace	8	61	7.6	0	24
Petithomme	5	31	6.2	0	11
M.Jones	3	20	6.7	0	10
Green	2	16	8.0	0	13
Chilcote	2	12	6.0	0	6
Hernandez	1	21	21.0	1	21
Butler	1	12	12.0	1	12
Rice	1	9	9.0	0	9
Nelson	1	6	6.0	0	6
SABERCATS	253	3212	12.7	48	49
OPPONENTS	271	3536	13.0	66	49

KO RETURNS	NO	YDS	AVG	TD	LG
Papin	74	1601	21.6	6	57
Green	6	49	8.2	0	16
Rice	1	12	12.0	0	12
Peace	1	6	6.0	0	6
T.Jones	1	6	6.0	0	6
Reese	1	5	5.0	0	5
Robinson	1	1	1.0	0	1
Butler	1	0	0.0	0	0
SABERCATS	86	1680	19.5	6	57
OPPONENTS	86	1610	18.7	5	56

MFG RETURNS	NO	YDS	AVG	TD	LG
Papin	13	396	30.5	1	58
Reese	1	10	10.0	0	10
Green	1	7	7.0	0	7
T.Jones	1	2	2.0	0	2
Peace	1	0	0.0	0	0
SABERCATS	17	415	24.4	1	58
OPPONENTS	15	243	16.2	0	33

SCORING	TD	FG	PAT	2PT	%	PTS
Papin	32	0/0	0/0	0	0	192
Huerta	0	18/37	88/90	0	0	142
Baker	23	0/0	0/0	1	0	140
Chachere	14	0/0	0/0	0	0	84
Reese	8	0/0	0/0	0	0	48
Wood	4	0/0	0/0	0	0	24
Petithomme	4	0/0	0/0	0	0	24
M.Jones	3	0/0	0/0	0	0	18
Gary	2	0/0	0/0	0	0	12
Hernandez	1	0/0	0/0	0	1	8
Butler	1	0/0	0/0	0	0	6
Luster	1	0/0	0/0	0	0	6
Macfarlane	1	0/0	0/0	0	0	6
Robinson	0	0/0	0/0	0	1	2
SABERCATS	94	18	88/90	1	2	712
OPPONENTS	103	13	79/92	4	1	746

FIELD GOALS 1-19	20-29	30-39	40-49	50+	
Huerta	1/1	5/6	8/12	2/6	2/12
SABERCATS	0/0	7/11	2/6	3/20	1/9
OPPONENTS	1/1	4/4	6/10	5/8	2/19

Abrams (18/37): (54R, 47N, 36G) (51R, 55R, 27R) (46R) (61R, 48G, 36G 32G, 55N, 58N, 35G) (17G, 45R, 40G, 21G) (32G, 25G, 29G) (38R, 58R, 24G, 37R) (50G, 42R) (51G, 53N) (36G, 55R) (32G) (31R, 25G, 39R) (-) (50R, 30G).

OPPONENTS (13/37): (19G, 44G) (25R) (61R, 19G, 56R) (52N, 49N, 60R) (21G, 32N, 42R, 49R) (25N) (53R, 21G, 62R, 50G) (26R, 58R) (-) (47N, 47N) (49R, 26G, 46R, 24G) (43G, 46G, 30G, 59R) (45N, 28R, 35G, 51R) (53R, 25G, 27R).

INTERCEPTIONS	NO	YDS	AVG	TD	LG
T. Jones	3	8	2.7	0	8
Green	2	4	2.0	0	3
Williams	1	31	31.0	0	31
Peace	1	21	21.0	0	21
Luster	1	10	10.0	1	10
Gary	1	10	10.0	0	10
Baker	1	6	6.0	0	6
Reese	1	0	0.0	0	0
SABERCATS	11	90	8.2	1	31
OPPONENTS	16	163	10.2	2	45

DEFENSE	I	\$	A	SK	PD	FF	FR
T. Jones	57.5	52	11	0.0	14	0	0
Green	41.5	36	11	0.0	9	1	0
Williams	39.5	35	9	0.0	8	0	0
Baker	35.0	23	24	0.0	3	0	1
Peace	23.5	21	5	0.0	5	0	0
Chachere	18.0	14	8	0.0	3	1	3
Reese	17.5	13	9	0.0	5	1	1
Currie	12.5	9	7	0.0	6	0	0
Gary	12.0	11	2	0.0	0	0	0
Hernandez	12.0	10	4	5.0	2	2	1
M.Jones	11.5	8	7	0.0	1	0	0
Pouilvaati	11.5	8	7	0.0	2	1	1
Luster	10.0	6	8	0.0	1	0	1
Butler	9.0	7	4	0.0	0	0	0
Talanoa	8.5	4	9	2.0	1	1	0
Robinson	7.5	6	3	1.0	2	0	0
Macfarlane	7.0	6	2	0.0	0	0	1
Nelson	7.5	3	8	0.0	0	1	0
Rice	6.0	6	0	0.0	1	0	0
Petithomme	5.5	4	3	0.0	0	0	0
Huerta	4.0	3	2	0.0	0	0	1
Lewis	3.0	2	2	0.0	0	0	0
Papin	2.0	2	0	0.0	0	0	0
Bradley	1.0	1	0	0.0	0	0	0
Black	1.0	0	2	0.0	0	0	0
Chilcote	1.0	1	0	0.0	0	0	0
Grieb	0.5	0	1	0.0	0	0	0
SABERCATS	365	291	148	8.0	63	8	10

PASSING	GP/GS	CMP	ATT	YDS	PCI	TD	INT	LG	YDS/GM.	RATE
Wood	13/13	235	422	3069	55.7%	45	15	49	236.1	90.6
Grieb	12/11	17	45	135	37.8%	2	0	17	33.8	57.2
Papin (OS)	14	1	1	8	100.0%	1	0	8	0.6	139.8
Huerta (K)	14	0	1	0	0.0%	0	1	0	0.0	0.0
TEAM	-	-	-	-80	-	-	-	-	-	-
SABERCATS	14	253	469	3132	53.9	48	16	49	223.7	86.2
OPPONENTS	14	271	482	3482	56.2	66	11	49	248.7	103.8

DATE	OPPONENT	RESULT	ATT.
4/15	HOUSTON	W, 54-14	14,509
4/21	at Oklahoma	L, 64-68	8,995
4/29	ARIZONA	L, 42-51	13,409
5/6	at Iowa	W, 54-52	10,201
5/12	OKLAHOMA	W, 37-30	13,063
5/19	at Buffalo	W, 61-35	5,486
5/27	LOS ANGELES	W, 78-25	14,063
6/1	at Arizona	W, 55-34	13,369
6/9	NEW ENGLAND	W, 85-76	12,583
6/17	GRAND RAPIDS	W, 68-45	12,306
6/22	at Milwaukee	W, 63-60	11,701
6/29	at Grand Rapids	W, 52-32	7,917
7/8	at Los Angeles	W, 75-72	13,034
7/22	BUFFALO	W, 83-54	15,604

AFL PLAYOFFS

8/4	OKLAHOMA	W, 63-40	13,306
8/12	NASHVILLE	L, 42-51	13,663

TEAM STATS	SABERCATS	OPP
SCORING	871	648
Points Per Game	62.2	46.3
FIRST DOWNS	232	239
Rushing	18	9
Passing	174	163
Pendly	40	67
RUSHING YARDAGE	347	143
Rushing Attempts	139	90
Average/Game	24.8	10.2
PASSING YARDAGE	3545	3407
Att.-Comp.	399-254	505-265
Intercepted	4	14
Average/Game	253.2	243.4
TOTAL OFFENSE	3892	3550
Total Plays	545	626
Average/Game	278.0	253.6
KICKOFF RETURNS	84-1760	102-2029
MFG RETURNS	13-238	6-121
INT RETURNS	14-153	4-23
FUMBLES-LOST	15-9	31-18
PENALTIES-YARDS	153-814	127-630
TIME OF POSSESSION	27:34	32:28
3RD DOWN EFF.	32/72	38/105
3rd Down Pct.	44%	36%
4TH DOWN EFF.	3/7	11/26
4th Down Pct.	43%	42%
SACKS-YARDS	31-173	6-44
TOUCHDOWNS	119	87

SCORE BY QTR	1	2	3	4	OT	TOT
SABERCATS	208	261	192	210	0	871
OPPONENTS	97	203	145	203	0	648

RUSHING	ATT	YDS	AVG	TD	LG
Dozier	38	107	2.8	5	11
M.Jones	27	83	3.1	5	11
Papin	27	59	2.2	11	32
Chachere	25	54	2.2	8	11
Grieb	12	40	3.3	2	12
Wagner	8	12	1.5	3	5
Dutton	2	-8	-4.0	0	3
SABERCATS	139	347	2.5	34	32
OPPONENTS	90	143	1.6	15	21

RECEIVING	NO	YDS	AVG	TD	LG
Papin	89	1221	13.7	23	45
Wagner	58	741	12.8	12	47
Reese	55	919	16.7	22	39
Roe	22	282	12.8	10	28
Baker	15	252	16.8	6	45
Smith	5	48	9.6	0	14
Chachere	4	38	9.5	0	20
Dozier	2	19	9.5	0	13
M.Jones	2	17	8.5	0	12
T.Jones	1	30	30.0	1	30
Talanoa	1	17	17.0	0	17
SABERCATS	241	3021	12.5	45	46
OPPONENTS	292	3158	10.8	45	45

KO RETURNS	NO	YDS	AVG	TD	LG
Papin	65	1479	22.7	3	57
Wagner	15	267	17.8	1	46
Roe	1	14	14.0	0	14
Smith	1	0	0.0	0	0
Baker	1	0	0.0	0	0
Yarnell	1	0	0.0	0	0
SABERCATS	84	1760	20.9	4	57
OPPONENTS	102	2029	19.9	7	57

MFG RETURNS	NO	YDS	AVG	TD	LG
Papin	9	198	22.0	1	33
Wagner	2	14	7.0	0	14
T.Jones	1	15	15.0	0	15
Reese	1	11	11.0	0	11
SABERCATS	13	238	18.3	1	33
OPPONENTS	6	121	20.2	0	32

SCORING	TD	FG	PAT	2PT	3PTS
Papin	38	0/0	0/0	0	0 228
Reese	22	0/0	0/0	1	0 134
Wagner	17	0/0	0/0	0	0 102
Sailer	0	9/18	73/78	0	0 100
Roe	12	0/0	0/0	0	0 72
Chachere	8	0/0	0/0	0	0 48
Huerta	0	4/7	31/33	0	0 43
Dozier	7	0/0	0/0	0	0 42
Baker	6	0/0	0/0	0	0 36
M.Jones	5	0/0	0/0	2	0 34
Grieb	2	0/0	0/0	0	0 12
Ulufale	1	0/0	0/0	0	0 6
T.Jones	1	0/0	0/0	0	0 6
Hernandez	0	0/0	0/0	0	2 4
TEAM	0	0/0	0/0	0	0 4
Goldstein	0	0/0	0/4	0	0 0
SABERCATS	119	13/26	104/115	3	2 871
OPPONENTS	87	17/32	65/73	5	0 648

FIELD GOALS	1-19	20-29	30-39	40-49	50+
Sailer	4/4	2/3	1/3	2/4	0/4
Huerta	1/1	1/1	0/0	2/2	0/3
Goldstein	0/0	0/0	0/1	0/0	0/0
SABERCATS	5/5	3/4	1/4	4/6	0/7
OPPONENTS	1/1	10/12	2/3	3/5	1/11

Huerta (4/7): (41G, 19G) (62N, 26G, 48G, 52R) (54N). **Goldstein (0/1):** (34N). **Sailer (9/18):** (31R, 28N, 60R, 17G) (20G) (-) (44R, 18G, 48G, 60R) (19G, 33B, 32G) (-) (43R, 50N) (18G) (45G, 62B, 25G) (-). **OPPONENTS (22/48):** (54R, 60R, 54R, 59R) (-) (26G) (42R, 22G) (52R, 46G) (23R, 64R) (43R, 36G) (21G, 20G, 33R) (51R, 56R, 42G) (29G, 25G, 52R) (23G, 27R, 56N) (51G, 33G) (20G) (25G, 22G, 19G, 47G).

INTERCEPTIONS	NO	YDS	AVG	TD	LG
Wagner	5	76	15.2	1	47
T.Jones	3	42	14.0	0	24
Ulufale	2	29	14.5	1	21
M.Jones	1	4	4.0	0	4
Joseph	1	1	1.0	0	1
Butler	1	1	1.0	0	1
Hernandez	1	0	0.0	0	0
SABERCATS	14	153	10.9	2	47
OPPONENTS	4	23	5.8	0	20

DEFENSE	I	S	A	SK	PD	FF	FR
Wagner	56.0	49	14	0.0	7	9	0
T.Jones	34.0	31	6	0.0	17	0	1
Cole	33.5	25	17	0.0	11	2	0
Joseph	20.5	15	11	0.0	12	0	0
Reese	20.5	15	11	0.0	2	1	1
Hernandez	17.0	11	12	12.0	3	7	0
Dozier	16.0	13	6	0.0	0	1	0
Smith	16.0	12	8	0.0	5	0	0
M.Jones	15.5	13	5	1.5	2	0	1
Yarnell	15.5	11	9	1.0	1	0	2
Butler	14.0	7	14	3.5	1	1	1
Baker	12.0	8	8	0.0	0	0	1
Chachere	11.5	8	7	1.0	0	2	1
Roe	9.5	7	5	0.0	0	1	0
Talanoa	8.5	6	5	3.0	2	1	1
Battle	7.5	5	4	0.0	3	0	0
Bradley	6.5	5	3	0.0	2	0	1
Ulufale	6.0	4	4	4.0	1	0	1
Poulivaati	5.5	4	3	0.0	0	0	0
Kinney	5.0	2	6	0.0	0	1	0
Worley	2.0	2	0	0.0	0	0	0
Luster	1.5	1	1	0.0	0	0	0
SABERCATS	334	257	154	31.0	80	25	16

PASSING	GP/GS	CMP	ATT	YDS	PCI	TD	INT	LG	YDS/GM.	RATE
Grieb	14/13	216	336	3095	64.3	6	3	47	221.1	129.9
Dutton	3/1	28	46	369	60.9	9	0	40	123.0	125.8
Wood	3/0	10	17	120	58.8	3	1	25	40.0	95.6
TEAM	14	-	-	-39	-	-	-	-	-	-
SABERCATS	14	254	399	3545	63.7	74	4	47	253.2	127.6
OPPONENTS	14	265	505	3407	52.5	64	14	45	243.4	94.1

DATE	OPPONENT	RESULT	ATT.
4/20	ARIZONA	W, 52-51	13,622
4/27	at Tampa Bay	W, 61-54	11,344
5/4	GEORGIA	W, 59-53	13,023
5/11	LOS ANGELES	W, 78-44	13,016
5/17	at Orlando	W, 77-45	11,864
5/25	DALLAS	W, 77-54	13,117
6/1	at Buffalo	W, 61-35	6,714
6/8	at Los Angeles	W, 52-33	10,122
6/15	CHICAGO	W, 74-68	13,543
6/22	NEW YORK	W, 65-41	13,717
6/29	at Dallas	W, 58-41	13,660
7/5	INDIANA	W, 52-41	14,414
7/12	at Arizona	L, 52-59	17,034
7/21	at Carolina	W, 58-41	10,377

AFL PLAYOFFS

8/3	TAMPA BAY	W, 55-48	13,074
8/10	ORLANDO	W, 52-40	13,466
8/18	ARIZONA (AB)	W, 52-14	16,942

TEAM STATS	SABERCATS	OPP
SCORING	878	660
Points Per Game	62.7	47.1
FIRST DOWNS	284	246
Rushing	53	26
Passing	194	178
Penalty	37	40
RUSHING YARDAGE	422	144
Rushing Attempts	133	78
Average/Game	30.1	10.3
PASSING YARDAGE	3698	3296
Att.-Comp.	443-283	533-282
Intercepted	7	21
Average/Game	264.1	235.4
TOTAL OFFENSE	4120	3440
Total Plays	584	629
Average/Game	294.3	245.7
KICKOFF RETURNS	65-1404	110-2293
MFG RETURNS	16-206	5-75
INT RETURNS	21-195	7-0
FUMBLES-LOST	14-9	15-9
PENALTIES-YARDS	120-744	87-539
TIME OF POSSESSION	28:42	31:20
3RD DOWN EFF.	38/76	49/112
3rd Down Pct.	50%	44%
4TH DOWN EFF.	9/18	6/18
4th Down Pct.	50%	33%
SACKS-YARDS	18-97	8-39
TOUCHDOWNS	123	89

SCORE BY QTR	1	2	3	4	OT	TOT
SABERCATS	197	258	203	220	0	878
OPPONENTS	109	268	148	135	0	660

RUSHING	ATT	YDS	AVG	TD	LG
Dozier	31	108	3.5	8	12
McMillen	33	101	3.1	7	16
M.Jones	12	69	5.7	1	26
Papin	20	60	3.0	7	14
Grieb	24	52	2.2	10	10
Roe	5	17	3.5	0	6
Wagner	5	13	2.6	0	7
Dutton	2	3	1.5	1	3
Seaton	1	-1	-1.0	0	0
SABERCATS	133	422	3.2	34	26
OPPONENTS	78	144	1.8	19	39

RECEIVING	NO	YDS	AVG	TD	LG
Hundon	98	1464	14.9	35	45
Wagner	75	878	11.7	15	38
Baker	39	379	9.7	6	29
Reese	32	409	12.8	13	30
Smith	15	234	15.6	3	37
Roe	14	228	16.3	4	35
McMillen	3	62	20.7	0	47
Kinsinger	2	25	12.5	1	17
G.Williams	1	27	27.0	1	27
Seaton	1	11	11.0	0	11
Hernandez	1	8	8.0	0	8
J.Williams	1	8	8.0	0	8
M.Jones	1	4	4.0	0	4
SABERCATS	283	3737	13.2	78	47
OPPONENTS	282	3393	12.0	64	45

KO RETURNS	NO	YDS	AVG	TD	LG
Thomas	60	1384	23.1	6	58
Hundon	5	20	4.0	0	9
SABERCATS	74	1285	17.4	3	56
OPPONENTS	71	1281	18.0	1	55

MFG RETURNS	NO	YDS	AVG	TD	LG
Thomas	7	144	20.6	1	52
Hundon	5	58	11.6	0	27
Wagner	3	4	1.3	0	4
Battle	1	0	0.0	0	0
SABERCATS	16	206	12.9	1	52
OPPONENTS	5	75	15.0	0	47

SCORING	TD	FG	PAT	2PT	\$	PTIS
Hundon	35	0/0	0/0	0	0	210
Wagner	26	0/0	0/0	0	0	156
Alcorn	0	10/16	104/118	0	0	134
Reese	13	0/0	0/0	1	0	80
Kinsinger	8	0/0	0/0	0	0	48
J.Williams	8	0/0	0/0	0	0	48
McMillen	8	0/0	0/0	0	0	48
Baker	8	0/0	0/0	0	0	48
Thomas	7	0/0	0/0	0	0	42
Roe	4	0/0	0/0	0	0	24
Smith	4	0/0	0/0	0	0	24
Dutton	1	0/0	0/0	1	0	8
G.Williams	1	0/0	0/0	0	0	6
Grieb	0	0/0	0/0	1	0	2
SABERCATS	123	10/16	104/118	3	0	878
OPPONENTS	89	18	66/79	3	0	660

FIELD GOALS 1-19	20-29	30-39	40-49	50+	
Alcorn	0/0	3/4	4/5	2/3	1/4
SABERCATS	0/0	3/4	4/5	2/3	1/4
OPPONENTS	0/0	8/12	4/7	5/10	1/11

Wells (10/16): (29G, 44N) (-) (22G, 62R) (32G, 39R) (36G) (-) (-) (60R, 50G) (-) (46G, 21R) (28G) (46G) (31G, 54R) (32G).

OPPONENTS (18/40): (43R, 23G) (25G, 45G) (35G, 47G, 52N, 47R) (60R, 28G) (47R, 50N) (40G, 42R, 32G, 63R) (24R, 51N) (29G, 25G, 42G, 55R, 26G) (46G, 31N, 56R, 28G, 30G) (58R, 35R,) (26R) (21N, 55N, 64R) (49R, 36R, 51G) (20G, 33G, 26R).

PASSING	GP/GS	CMP	ATT	YDS	PCI	TD	INT	LG	YDS/GM.	RATE
Grieb	13/13	249	385	3346	64.7	70	5	47	257.4	126.4
Dutton	14/1	34	58	391	58.6	8	2	33	32.6	99.1
TEAM	-	-	-	-39	-	-	-	-	-	-
SABERCATS	14	283	443	3698	63.9	78	7	47	264.1	123.1
OPPONENTS	14	282	533	3296	52.9	64	21	45	235.4	85.5

DATE	OPPONENT	RESULT	ATT.
2/2	at Arizona	W, 49-28	15,372
2/9	at Los Angeles	L, 72-73	14,992
2/16	at Georgia	L, 49-51	11,200
2/22	COLORADO	W, 80-40	15,604
3/2	at Las Vegas	W, 72-37	8,627
3/9	at Chicago	W, 71-49	13,625
3/14	BUFFALO	W, 58-41	13,047
3/23	ARIZONA	W, 59-58	13,046
3/28	CAROLINA	W, 62-40	13,141
4/6	at Dallas	L, 64-67	13,177
4/11	DETROIT	L, 42-45	11,563
4/19	INDIANA	W, 73-71	13,043
4/27	at Colorado	W, 65-49	17,417
5/3	GRAND RAPIDS	W, 56-55	13,406
5/11	at Tampa Bay	W, 47-34	11,024
5/17	LOS ANGELES	W, 47-43	15,407

AFL PLAYOFFS

5/31	GEORGIA	W, 69-48	10,072
6/8	ARIZONA	L, 49-66	13,263

TEAM STATS

	SABERCATS	OPP
SCORING	966	781
Points Per Game	60.4	48.8
FIRST DOWNS	328	268
Rushing	79	30
Passing	205	186
Penalty	44	52
RUSHING YARDAGE	589	212
Rushing Attempts	169	90
Average/Game	36.8	13.2
PASSING YARDAGE	3934	3960
Att.-Comp.	476-310	545-300
Intercepted	16	28
Average/Game	245.9	247.5
TOTAL OFFENSE	4523	4172
Total Plays	654	647
Average/Game	282.7	260.8
KICKOFF RETURNS	94-183	111-2335
MFG RETURNS	13-261	8-180
INT RETURNS	28-293	16-111
FUMBLES-LOST	18-7	19-10
PENALTIES-YARDS	115-728	112-634
TIME OF POSSESSION	31:11	28:49
3RD DOWN EFF.	38/79	40/101
3rd Down Pct.	48%	40%
4TH DOWN EFF.	15/27	15/26
4th Down Pct.	56%	58%
SACKS-YARDS	13-59	9-53
TOUCHDOWNS	137	109

SCORE BY QTR	1	2	3	4	OT	TOT
SABERCATS	210	271	196	289	0	966
OPPONENTS	147	211	180	243	0	781

RUSHING	ATT	YDS	AVG	TD	LG
Keanaaina	49	250	5.1	10	32
Kinsinger	41	182	4.4	7	20
Wagner	37	76	2.1	18	6
Buck	10	29	2.9	3	12
Williams	7	23	3.3	1	13
Bailey	7	12	1.7	5	2
Roe	1	8	8.0	0	8
R.Davis	5	7	1.4	2	3
McKenzie	3	6	2.0	1	5
Reese	1	0	0.0	0	0
Grieb	8	-4	-0.5	0	2
SABERCATS	169	589	3.5	47	32
OPPONENTS	90	212	2.4	20	32

RECEIVING	NO	YDS	AVG	TD	LG
Roe	115	1440	12.5	31	37
Hundon	77	1211	15.7	28	45
Wagner	51	508	10.0	5	32
McKenzie	17	202	11.9	2	34
Bailey	16	233	14.6	2	47
R.Davis	16	179	11.2	1	24
Reese	8	82	10.2	3	16
G.Williams	3	22	7.3	0	16
Keanaaina	3	20	6.7	0	9
Cobbs	2	47	23.5	0	35
Hernandez	1	17	17.0	0	17
Kinsinger	1	5	5.0	0	5
SABERCATS	310	3966	12.8	72	47
OPPONENTS	300	4017	13.4	84	45

KO RETURNS	NO	YDS	AVG	TD	LG
Thomas	61	1253	20.5	4	57
McKenzie	12	316	26.3	1	52
Wagner	10	182	18.2	1	45
Hundon	6	53	8.8	0	31
Johnson	2	6	3.0	1	6
Roe	1	16	16.0	0	16
R.Davis	1	5	5.0	0	5
Bailey	1	0	0.0	0	0
SABERCATS	94	1831	19.5	7	57
OPPONENTS	111	2335	21.0	4	57

MFG RETURNS	NO	YDS	AVG	TD	LG
Thomas	11	236	21.5	0	39
Bailey	1	16	16.0	0	16
Wagner	1	9	9.0	0	9
SABERCATS	13	261	20.1	0	39
OPPONENTS	8	180	22.5	0	44

SCORING	TD	FG	PAT	2PT	PTS
Roe	33	0/0	0/0	0	0 198
Hundon	28	0/0	0/0	1	0 170
Wagner	25	0/0	0/0	0	0 150
Alcorn	0	6/16	109/126	0	0 127
Keanaaina	11	0/0	0/0	0	0 66
Bailey	7	0/0	0/0	0	0 42
Thomas	7	0/0	0/0	0	0 42
Kinsinger	7	0/0	0/0	0	0 42
McKenzie	4	0/0	0/0	1	0 26
R.Davis	4	0/0	0/0	0	0 24
Buck	3	0/0	0/0	0	0 18
Reese	3	0/0	0/0	0	0 18
J.Williams	2	0/0	0/0	0	0 12
Hernandez	1	0/0	0/0	0	2 10
Johnson	1	0/0	0/0	0	6 6
G.Williams	1	0/0	0/0	0	6 6
Szeredy	0	0/0	5/7	0	5 5
Reed	0	0/0	0/0	1	2 2
Grieb	0	0/0	0/0	1	0 2
SABERCATS	137	6/16	114/133	3	966
OPPONENTS	109	11/27	78/92	8	0 781

FIELD GOALS 1-19	20-29	30-39	40-49	50+	
Alcorn	0/0	5/7	0/1	1/4	0/4
Szeredy	0/0	0/0	0/0	0/0	0/0
SABERCATS	0/0	5/7	0/1	1/4	0/4
OPPONENTS	1/1	3/3	4/7	3/8	0/8

Alcorn (6/16): (61R, 28R) (61R, 21G) (-) (36R, 20G) (22G) (44R) (-) (45R) (-) 41N) (-) (42G) (20G) (61R) (28G, 28N, 55R).
Szeredy (0/0): (-)
OPPONENTS (11/27): (46R, 30N, 47R) (29G) (33G, 52R) (-) (31G) (60R) (63R, 42R, 56R, 64N) (20G, 47R) (49R, 40G, 40G) (19G) (32R, 32G, 36G) (23G) (62R) (53R) (33N, 65R) (47G).

INTERCEPTIONS	NO	YDS	AVG	TD	LG
Thomas	13	177	13.6	3	44
Wagner	4	0	0.0	0	0
Roe	3	46	15.3	1	31
R.Davis	2	33	16.5	1	33
W.Davis	2	4	2.0	0	9
Cobbs	2	0	0.0	0	0
Hernandez	1	23	23.0	1	23
G.Williams	1	10	10.0	1	10
SABERCATS	28	293	10.5	7	44
OPPONENTS	16	111	6.9	1	31

DEFENSE	I	S	A	SK	PD	FF	FR
W.Davis	67.5	60	15	0.0	9	0	3
Wagner	63.0	53	20	0.0	11	2	1
Thomas	38.5	35	7	0.0	22	1	26
anaaina	25.0	20	10	1.0	2	0	1
Hernandez	20.0	16	8	5.0	1	2	0
Kinsinger	18.0	14	8	1.0	0	1	0
Roe	16.5	12	9	0.0	0	0	1
Battle	15.0	11	8	1.0	0	0	0
McKenzie	15.0	12	6	0.0	0	0	0
Cobbs	14.5	12	5	0.0	7	4	0
R.Davis	11.5	11	1	0.0	0	0	0
Reed	9.5	8	3	2.5	1	1	0
Kenney	9.0	8	2	0.0	0	0	0
G.Williams	8.5	7	3	0.0	0	0	2
J.Williams	8.0	6	4	0.0	0	0	0
Johnson	7.5	7	1	0.0	1	0	0
Milligan	6.0	5	2	0.0	3	0	0
Joseph	5.5	4	3	0.0	0	1	0
Wyman	5.0	4	2	0.0	0	0	0
Buck	4.5	3	3	0.0	2	0	0
Pittman	4.0	3	2	2.5	0	1	0
Lytile	4.0	3	2	0.0	0	1	0
Alcorn	4.0	4	0	0.0	0	0	0
Loney	3.5	3	1	0.0	0	1	0
Bailey	3.5	3	1	0.0	1	0	0
Grieb	3.5	3	1	0.0	0	0	0
Hundon	2.0	2	0	0.0	0	0	0
Bees	1.0	1	0	0.0	0	0	0
Szeredy	1.0	1	0	0.0	0	0	0
SABERCATS	394.5	331	127	13.0	60	15	10

PASSING	GP/GS	CMP	ATT	YDS	PCI	TD	INT	LG	YDS/GM.	RATE
Grieb	16/16	310	476	3966	65.1	72	16	47	247.9	114.9
SABERCATS	16	310	476	3934	65.1	72	16	47	245.9	114.6
OPPONENTS	16	300	545	3960	55.0	84	28	45	247.5	95.4

DATE	OPPONENT	RESULT	ATI.
2/5	at Detroit	W, 58-43	12,314
2/22	at Los Angeles	W, 61-55	14,132
2/28	GRAND RAPIDS	W, 62-31	15,193
3/7	at New York	L, 50-64	10,192
3/14	COLORADO	W, 55-35	12,063
3/20	LAS VEGAS	W, 79-62	12,163
3/26	LOS ANGELES	W, 55-52	13,172
4/4	at Tampa Bay	W, 62-55	12,204
4/10	at Dallas	L, 54-58	10,417
4/16	CHICAGO	W, 51-43	12,147
4/25	at Georgia	W, 63-34	8,145
5/1	NEW ORLEANS	W, 68-34	13,475
5/9	at Arizona	L, 41-58	14,421
5/16	at Las Vegas	L, 35-44	9,910
5/22	PHILADELPHIA	W, 48-36	13,423
5/30	ARIZONA	L, 43-50	13,472

AFI PLAYOFFS

6/5	TAMPA BAY	W, 56-52	11,300
6/12	CHICAGO	W, 49-35	12,163
6/27	at Arizona (AB)	W, 69-62	17,391

TEAM STATS

	SABERCATS	OPP
SCORING	885	754
Points Per Game	55.3	47.1
FIRST DOWNS	326	308
Rushing	56	38
Passing	234	213
Penalty	36	57
RUSHING YARDAGE	329	198
Rushing Attempts	148	113
Average/Game	20.6	12.4
PASSING YARDAGE	4085	4127
Att.-Comp.	480-344	595-353
Intercepted	7	22
Average/Game	255.3	257.9
TOTAL OFFENSE	4414	4325
Total Plays	650	722
Average/Game	275.9	270.3
KICKOFF RETURNS	80-1650	100-1711
MFG RETURNS	8-184	5-103
INT RETURNS	22-345	7-59
FUMBLES-LOST	24-16	15-11
PENALTIES-YARDS	130-839	102-600
TIME OF POSSESSION	28:42	31:18
3RD DOWN EFF.	39/80	53/115
3rd Down Pct.	49%	46%
4TH DOWN EFF.	14/24	18/32
4th Down Pct.	58%	56%
SACKS-YARDS	14-64	22-130
TOUCHDOWNS	126	103

SCORE BY QTR	1	2	3	4	OI	TOI
SABERCATS	170	287	200	228	0	885
OPPONENTS	162	196	187	209	0	754

RUSHING	ATI	YDS	AVG	ID	LG
Wagner	35	89	2.5	12	21
Kinsinger	32	77	2.4	7	17
Keanaaina	27	65	2.4	5	7
Buck	8	44	5.5	4	13
Johnson	16	33	2.1	4	8
Coleman	6	11	1.8	3	3
R.Davis	8	5	0.6	1	4
Roe	4	3	0.8	1	2
Grieb	9	2	0.2	1	5
Schexnayder	1	1	1.0	0	1
Reed	1	-1	-1.0	0	-1
SABERCATS	147	329	2.2	38	21
OPPONENTS	113	198	1.8	19	15

RECEIVING	NO	YDS	AVG	ID	LG
Hundon	87	1253	14.4	21	45
Roe	75	884	11.8	27	42
Coleman	55	719	13.1	17	40
R.Davis	46	484	10.5	4	31
Wagner	43	450	10.5	3	23
Baker	19	194	10.2	2	35
Schexnayder	10	119	11.9	2	36
Pauley	3	46	15.3	0	27
Reese	3	30	10.0	0	17
Battle	2	26	13.0	1	14
Kinsinger	1	10	10.0	0	10
SABERCATS	344	4215	12.3	77	45
OPPONENTS	353	4191	11.9	79	48

KO RETURNS	NO	YDS	AVG	ID	LG
R.Davis	47	1135	24.1	4	58
Coleman	12	225	18.8	0	27
Wagner	8	136	17.0	0	28
Hundon	8	37	4.6	0	19
Thomas	4	110	27.5	0	55
Jacobs	1	7	7.0	0	7
SABERCATS	80	1650	20.6	4	58
OPPONENTS	100	1711	17.1	0	50

MFG RETURNS	NO	YDS	AVG	ID	LG
R.Davis	4	102	26.0	0	43
Wagner	1	34	34.0	0	34
Coleman	1	28	28.0	0	28
Thomas	1	20	20.0	0	20
SABERCATS	7	184	26.3	0	43
OPPONENTS	5	103	20.6	1	54

SCORING	ID	FG	PAT	2PT	3PTS
Roe	29	0/0	0/0	0	0
Frantz	0	7/15	106/123	0	0
Hundon	21	0/0	0/0	0	0
Coleman	20	0/0	0/0	0	0
Wagner	16	0/0	0/0	0	0
R.Davis	10	0/0	0/0	0	0
Kinsinger	7	0/0	0/0	0	0
Keanaaina	5	0/0	0/0	1	0
Johnson	4	0/0	0/0	0	0
Buck	4	0/0	0/0	0	0
Schexnayder	2	0/0	0/0	0	0
Baker	2	0/0	0/0	0	0
Grieb	1	0/0	0/0	0	0
Loney	1	0/0	0/0	0	0
Reed	1	0/0	0/0	0	0
Smith	1	0/0	0/0	0	0
Thomas	1	0/0	0/0	0	0
Battle	1	0/0	0/0	0	0
SABERCATS	126	7	106/123	1	0
OPPONENTS	103	14	84/93	5	0

FIELD GOALS	1-19	20-29	30-39	40-49	50+
Frantz	1/2	4/5	2/4	0/2	0/2
SABERCATS	1/2	4/5	2/4	0/2	0/2
OPPONENTS	1/1	7/9	2/4	4/8	0/5

Frantz (7/15): (24G, 24N) (-) (39R, 52R) (39G) (-) (23G) (29G, 19G) (-) (48R) (21G) (-) (-) (57R) (-) (35R) (33G, 18B, 48B).

OPPONENTS (14/27): (50N) (25G, 47G) (55R, 29R, 21G, 44R) (32G) (-) (-) (20G) (17G, 62R, 51N, 21G) (45 G, 49R, 48R) (23G) (31R) (48N) (22G, 22N) (-) (30G, 60R, 39N, 43G, 22G,) (49G).

INTERCEPTIONS	NO	YDS	AVG	ID	LG
Smith	9	101	11.2	1	48
Wagner	3	61	20.3	1	50
R.Davis	3	69	23.0	0	34
Pauley	2	0	0.0	0	0
Reed	1	38	38.0	1	38
Baker	1	14	14.0	0	14
Coleman	1	12	12.0	0	12
Roe	1	7	7.0	1	7
Thomas	1	43	43.0	1	43
SABERCATS	22	345	15.7	5	50
OPPONENTS	7	59	8.4	0	28

DEFENSE	I	S	A	SK	PD	FF	FR
Smith	83.0	71	24	0.0	14	0	0
Wagner	57.0	51	12	0.0	7	2	1
R.Davis	44.0	36	16	0.0	9	0	1
R.Davis	30.5	25	11	0.0	0	0	0
Jacobs	30.5	23	15	4.0	2	0	0
Ree	25.5	19	13	0.0	2	2	2
Pauley	24.5	24	1	0.0	4	1	0
Williams	18.0	15	6	1.5	1	1	1
Thomas	18.0	14	8	0.0	5	0	0
Coleman	18.0	14	8	0.0	0	1	1
Hernandez	14.0	13	2	4.0	5	2	1
Frantz	13.0	12	2	0.0	0	0	0
Baker	11.0	9	4	0.0	0	1	1
Keanaaina	11.0	8	6	0.0	2	0	1
Kinsinger	10.5	9	3	0.0	3	0	1
Loney	9.5	8	3	1.0	2	0	0
Wyman	8.0	6	4	0.5	2	1	0
Johnson	7.0	5	4	0.0	1	0	0
Reed	6.5	6	1	0.0	1	0	0
Buck	6.5	5	3	0.0	0	0	0
Beede	6.0	3	6	0.0	0	0	0
Battle	5.5	4	3	0.5	1	0	0
Schexnayder	4.0	3	2	0.0	2	0	0
Jordan	3.5	3	1	0.5	0	0	0
Barrie	3.0	2	2	1.0	0	0	0
Tuupo	2.5	1	3	0.0	1	0	0
Hundon	2.0	2	0	0.0	0	0	0
Rolovich	1.0	1	0	0.0	0	0	0
Reese	0.5	0	1	0.0	0	0	0
SABERCATS	474	392	164	13.0	64	10	10

PASSING	GP/GS	CMP	ATI	YDS	PCI	ID	INT	LG	YDS/GM.	RATE
Grieb	16/16	335	459	4111	73.0	75	7	45	256.9	133.5
Rolovich	16/0	8	20	99	40.0	1	0	23	6.2	68.5
Roe (WR/LB)	-	-	-	-130	-	-	-	-	-	-
SABERCATS	16	344	480	4085	71.7	77	7	45	255.3	130.8
OPPONENTS	16	353	595	4127	59.3	79	22	48	257.9	98.2

DATE	OPPONENT	RESULT	ATI.	RECEIVING	NO	YDS	AVG	TD	LG	INTERCEPTIONS	NO	YDS	AVG	TD	LG		
1/30	at Tampa Bay	L, 33-63	13,005	Roe	116	1440	12.4	30	41	Thomas	6	51	8.5	0	35		
2/5	LAS VEGAS	W, 66-31	16,221	R.Davis	100	1420	14.2	30	45	Mack	3	34	11.3	1	18		
2/13	at New Orleans	L, 61-62	12,226	Wright	59	678	11.5	8	45	Kinsinger	2	33	16.5	0	27		
2/20	at Los Angeles	L, 69-71	13,088	Wagner	26	278	10.7	4	35	Smith	1	0	0.0	0	0		
3/6	at Orlando	W, 57-38	13,015	Baker	23	323	14.0	4	43	Jacobs	1	2	2.0	0	2		
3/11	PHILADELPHIA	W, 52-26	13,125	Schexnayder	21	271	12.9	5	30	Fernandez	1	0	0.0	0	0		
3/18	GRAND RAPIDS	W, 72-48	13,036	Fernandez	20	237	11.9	4	36	Roe	1	1	1.0	0	1		
3/28	at Las Vegas	W, 81-75	9,277	Kinsinger	6	79	13.2	0	20	Wright	1	36	36.0	0	36		
4/3	ARIZONA	W, 48-27	13,114	Williams	2	33	16.5	0	19	SABERCATS	16	157	9.8	1	36		
4/10	at Chicago	L, 39-55	14,865	Dozier	2	32	16.0	0	16	OPPONENTS	17	108	6.4	3	26		
4/15	DALLAS	W, 83-71	12,816	Battle	1	30	30.0	0	30	DEFENSE	I	\$	A	SK	PD	FF	FR
4/22	at Colorado	W, 89-41	14,571	Jacobs	1	19	19.0	0	19	Thomas	52.0	45	14	0.0	12	0	1
4/29	NASHVILLE	L, 55-57	13,345	Buck	1	5	5.0	0	5	Wright	48.5	42	13	0.0	7	0	2
5/7	LOS ANGELES	L, 42-54	14,203	Hernandez	1	0	0.0	0	0	Mack	39.0	34	10	0.0	7	1	2
5/14	at Arizona	L, 44-54	12,265	SABERCATS	379	4845	12.8	85	45	Wagner	34.5	30	9	0.0	3	1	0
5/21	GEORGIA	W, 54-48	13,892	OPPONENTS	361	4332	12.0	97	45	Fernandez	31.0	27	8	0.0	4	0	0

AFL PLAYOFFS

5/29	at Colorado	L, 48-56	N/A	KO RETURNS	NO	YDS	AVG	TD	LG	R.Davis	45	1133	25.2	6	56		
TEAM STATS	SABERCATS	OPP		Wright	22	476	21.6	0	41	Diamond	23.5	21	5	0.0	2	0	
SCORING	945	821		Wagner	15	255	17.0	0	39	Jacobs	23.5	17	13	4.0	3	3	1
Points Per Game	59.1	51.3		Baker	4	70	17.5	0	38	Smith	20.5	18	5	0.0	4	0	0
FIRST DOWNS	357	326		Thomas	1	14	14.0	1	14	R.Davis	16.0	13	6	0.0	4	2	2
Rushing	52	24		Roe	1	-3	-3.0	-3	0	Kinsinger	15.5	10	11	0.0	0	1	0
Passing	263	232		Fernandez	1	-3	-3.0	-3	0	Frantz	13.5	12	3	0.0	0	0	1
Penalty	42	70		SABERCATS	89	1942	21.8	7	56	Williams	12.0	7	10	1.0	3	2	0
RUSHING YARDAGE	255	253		OPPONENTS	106	2078	19.6	6	55	Reed	9.0	7	4	0.0	0	0	0
Rushing Attempts	117	105		MFG RETURNS	NO	YDS	AVG	TD	LG	Warren	8.0	5	6	2.0	1	1	0
Average/Game	15.9	15.8		Wright	2	94	47.0	1	54	Hernandez	7.0	6	2	1.0	1	1	0
PASSING YARDAGE	4736	4247		R.Davis	1	14	14.0	0	14	Buck	7.0	5	4	2.0	1	0	0
Att.-Comp.	556-379	605-362		Thomas	1	3	3.0	0	0	Beede	6.5	4	5	0.0	3	0	0
Intercepted	17	16		SABERCATS	4	111	27.8	1	54	Loney	6.5	6	1	0.0	0	0	0
Average/Game	296.0	265.4		OPPONENTS	4	42	10.5	0	20	Battle	6.5	6	1	0.0	0	0	0
TOTAL OFFENSE	4991	4500		SCORING	TD	FG	PAT	2PT	\$	PTS	Wyman	5.5	4	3	0.0	2	0
Total Plays	693	722		R.Davis	44	0/0	0/0	0	0	264	W.Davis	5.5	3	5	0.0	0	0
Average/Game	311.9	281.2		Roe	31	0/0	0/0	1	0	188	Plantfin	4.5	3	3	0.0	1	0
KICKOFF RETURNS	89-1942	106-2078		Frantz	0	2/8	103/122	0	0	109	Ruffin	3.5	3	1	1.0	0	0
MFG RETURNS	4-111	4-42		Wright	11	0/0	0/0	0	0	66	Dozier	3.0	2	2	0.0	0	0
INT RETURNS	16-157	17-108		Wagner	10	0/0	0/0	0	0	60	Barrie	2.5	2	1	1.0	0	1
FUMBLES-LOST	22-11	18-11		Baker	10	0/0	0/0	0	0	60	Grieb	2.0	2	0	0.0	0	0
PENALTIES-YARDS	163-1037	135-825		Kinsinger	9	0/0	0/0	0	0	54	Jordan	1.5	1	1	0.0	0	0
TIME OF POSSESSION	28:25	31:35		Warren	6	0/0	0/0	1	38	Schexnayder	1.5	1	1	0.0	0	0	0
3RD DOWN EFF.	31/71	47/104		Fernandez	5	0/0	0/0	0	30	Richards	0.5	0	1	0.0	0	0	0
3rd Down Pct.	44%	45%		Dozier	3	0/0	0/0	1	20	SABERCATS	552	374	178	12.0	58	13	11
4TH DOWN EFF.	14/26	12/27		Grieb	1	0/0	0/0	1	8	OPPONENTS	115	11	28	94	112	0	2821
4th Down Pct.	54%	44%		Thomas	1	0/0	0/0	0	6	FIELD GOALS	1-19	20-29	30-39	40-49	50+		
SACKS-YARDS	12-85	20-109		Mack	1	0/0	0/0	0	6	Frantz	0/0	2/3	0/2	0/1	0/2		
TOUCHDOWNS	137	115		Schorejs	0	0/0	6/8	0	0	SABERCATS	0/0	2/3	0/2	0/1	0/2		
SCORE BY QTR	1	2	3	4	OT	TOT				OPPONENTS	3/4	4/7	3/9	1/2	0/6		
SABERCATS	219	288	185	253	0	945				Frantz (2/8):	(-) (-)	(64R, 32N)	(-) (23G, 35N)	(24G, 45R)	(58R) (-) (-) (-) (-) (-) (-)		
OPPONENTS	132	280	197	212	0	821				OPPONENTS (11/28):	(31G, 26G, 63N)	(17G, 36N)	(-) (41G, 31N, 20G, 19G)	(26G, 35G)	(34N) (34N, 61R) (-) (65N) (-)		
RUSHING	ATT	YDS	AVG	TD	LG					(52N, 38G, 19G, 50R)	(55R)	(27G, 23B, 36N, 24N)	(41R, 16B)	(31N) (24N).			
Kinsinger	30	74	2.5	9	8												
Baker	17	45	2.6	6	18												
Warren	13	34	2.6	6	11												
R.Davis	17	22	1.3	8	7												
Dozier	8	22	2.8	3	7												
Grieb	9	20	2.2	1	7												
Wagner	9	15	1.7	6	5												
Buck	5	10	2.0	0	6												
Wright	3	9	3.0	2	6												
Reed	1	2	2.0	0	2												
Fernandez	1	2	2.0	1	2												
Roe	4	0	0.0	1	4												
SABERCATS	117	255	2.2	43	18												
OPPONENTS	105	253	2.4	9	36												

PASSING	GP/GS	CMP	ATT	YDS	PCI	TD	INT	LG	YDS/GM.	RATE
Grieb	16/16	374	546	4796	68.5	84	16	45	299.8	122.0
Rolovich	16/0	5	10	49	50.0	1	13	13	3.1	49.6
	-	-	-	-109	-	-	-	-	-	-
SABERCATS	16	379	556	4736	68.2	85	17	45	296.0	119.9
OPPONENTS	16	361	605	4247	59.7	97	16	45	265.4	109.6

DATE	OPPONENT	RESULT	ATT.
3/4	at Los Angeles	W, 66-58	12,856
3/9	at Chicago	L, 45-48	16,201
3/24	at Georgia	L, 62-64	11,828
3/31	TAMPA BAY	W, 69-49	13,916
4/6	COLORADO	W, 72-44	12,291
4/13	at New Orleans	L, 54-67	16,721
4/21	LOS ANGELES	W, 73-49	12,984
4/28	UTAH	W, 69-48	12,967
5/5	at Arizona	W, 56-49	10,017
5/12	LAS VEGAS	W, 61-34	13,654
5/19	GRAND RAPIDS	W, 69-44	12,784
5/25	at Nashville	W, 48-34	8,034
6/1	ORLANDO	W, 59-52	12,893
6/9	at Utah	W, 70-49	15,336
6/16	ARIZONA	W, 66-26	14,736
6/25	at Las Vegas	W, 73-46	5,027

AFL PLAYOFFS

7/7	COLORADO	W, 76-67	12,719
7/14	CHICAGO	W, 61-49	12,842
7/29	COLUMBUS (AB)	W, 55-33	17,056

TEAM STATS	SABERCATS	OPP
SCORING	1012	761
Points Per Game	63.2	47.6
FIRST DOWNS	349	311
Rushing	33	36
Passing	273	223
Penalty	43	52
RUSHING YARDAGE	192	241
Rushing Attempts	100	123
Average/Game	12.0	15.1
PASSING YARDAGE	4619	4260
Att.-Comp.	583-12	587-336
Intercepted	13	22
Average/Game	288.7	266.2
TOTAL OFFENSE	4811	4501
Total Plays	700	729
Average/Game	300.7	281.3
KICKOFF RETURNS	87-171	513-1871
MFG RETURNS	3-11	2-17
INT RETURNS	22-280	13-141
FUMBLES-LOST	17-8	29-20
PENALTIES-YARDS	123-788	99-548
TIME OF POSSESSION	29:21	30:39
3RD DOWN EFF.	46/85	44/113
3rd Down Pct.	54%	39%
4TH DOWN EFF.	13/20	16/39
4th Down Pct.	65%	41%
SACKS-YARDS	19-93	17-98
TOUCHDOWNS	142	105

SCORE BY QTR	1	2	3	4	OT	TOI
SABERCATS	243	301	218	250	0	1012
OPPONENTS	134	225	190	212	0	761

RUSHING	ATT	YDS	AVG	ID	LG
Johnson	44	100	2.3	9	20
Kinsinger	25	47	1.9	6	16
Grieb	7	27	3.9	2	10
Glover	12	10	0.8	5	3
Wright	9	8	0.9	2	3
Geathers	2	0	0.0	0	1
Whellhan	1	0	0.0	0	0
SABERCATS	100	192	1.9	24	20
OPPONENTS	123	241	2.0	21	24

RECEIVING	NO	YDS	AVG	ID	LG
Roe	127	1560	12.3	40	34
Nelson	101	1257	12.4	25	40
Wright	98	1076	11.0	10	43
Geathers	54	509	9.4	11	34
Saintill	16	181	11.3	7	47
Johnson	8	104	13.0	0	19
G.Williams	5	16	3.2	5	5
McIntyre	1	6	6.0	1	6
Gant	1	6	6.0	1	6
Kinsinger	1	2	2.0	1	2
SABERCATS	412	4717	11.4	101	47
OPPONENTS	336	4353	13.0	80	47

KO RETURNS	NO	YDS	AVG	ID	LG
George	37	872	34.8	2	56
Wright	31	710	22.9	3	57
Geathers	8	102	12.8	0	24
Smith	5	5	1.0	0	2
Floyd	2	11	5.5	1	10
Saintill	2	8	4.0	0	6
Johnson	1	7	7.0	1	7
Gant	1	0	0.0	0	0
SABERCATS	87	1715	19.7	7	57
OPPONENTS	113	1871	16.6	2	57

MFG RETURNS	NO	YDS	AVG	ID	LG
George	1	10	10.0	0	10
Smith	2	1	0.5	0	1
SABERCATS	3	11	3.7	0	10
OPPONENTS	2	17	8.5	0	9

SCORING	ID	FG	PAT	2PT	S	PTS
Roe	40	0/0	0/0	0	0	240
Haglund	1	10/18	128/138	0	0	164
Nelson	25	0/0	0/0	0	0	150
Wright	15	0/0	0/0	0	0	90
Geathers	11	0/0	0/0	0	0	66
Johnson	10	0/0	0/0	0	0	60
Saintill	8	0/0	0/0	0	0	48
Kinsinger	7	0/0	0/0	0	0	42
Williams	5	0/0	0/0	0	0	30
Glover	5	0/0	0/0	0	0	30
Smith	3	0/0	0/0	0	0	18
Thomas	2	0/0	0/0	0	0	12
Floyd	2	0/0	0/0	0	0	12
Grieb	2	0/0	0/0	0	0	12
George	2	0/0	0/0	0	0	12
Watson	1	0/0	0/0	0	0	6
McIntyre	1	0/0	0/0	0	0	6
Loney	1	0/0	0/0	0	0	6
Gant	1	0/0	0/0	0	0	6
Harper	0	0/0	0/0	1	2	0
Whellhan	0	0/0	0/0	0	0	0
SABERCATS	142	10/18	128/138	0	1	1012
OPPONENTS	105	12/17	93/102	1	0	761

FIELD GOALS	1-19	20-29	30-39	40-49	50+
Haglund	2/2	6/10	2/5	0/0	0/1
SABERCATS	2/2	6/10	2/5	0/0	0/1
OPPONENTS	1/1	4/4	4/5	2/4	1/3

Haglund (10/18): (26G) (25G) (27G, 19G, 24G) (18G) (-) (-) (24G) (-) (-) (-) (-) (-) (-) (39G) (-) (22G) (36G).

OPPONENTS (12/17): (17G) (56G, 39G) (29G) (-) (20G) (30G, 31G) (-) (-) (-) (-) (-) (20G) (20G, 47G) (38G) (-) (-) (44G).

INTERCEPTIONS	NO	YDS	AVG	ID	LG
Thomas	9	119	13.2	2	45
Floyd	6	44	7.3	1	46
Smith	5	86	17.2	2	50
George	1	20	20.0	0	20
Watson	1	0	0.0	0	0
SABERCATS	22	280	12.7	5	50
OPPONENTS	13	141	10.8	0	26

DEFENSE	I	S	A	SK	PD	FF	FR
Smith	87.5	79	17	0.0	17	1	1
Thomas	86.0	76	20	0.0	21	5	2
Watson	59.5	43	33	2.0	1	0	3
Floyd	56.0	46	20	0.0	16	3	1
Glover	37.0	28	18	2.0	0	5	4
Geathers	23.5	15	19	0.0	1	0	1
Harper	21.0	15	12	3.0	1	1	1
Jones	19.5	18	3	7.0	3	4	3
Haglund	15.5	14	3	0.0	0	0	1
G.Williams	15.0	12	6	3.0	10	0	1
George	9.0	6	6	0.0	3	0	1
Saintill	8.5	6	5	0.0	0	0	1
Martin	8.5	4	9	1.0	1	0	0
Wright	8.5	7	3	0.0	0	0	0
Johnson	5.5	3	5	0.0	0	0	0
Nelson	5.0	4	2	0.0	0	0	0
Roe	3.5	3	1	0.0	0	0	0
Littlejohn	3.5	3	1	0.0	0	0	0
Grieb	2.5	2	1	0.0	0	0	0
Obeng	2.0	2	0	0.0	0	0	0
Gant	1.5	1	1	0.0	0	0	0
Kinsinger	1.0	1	0	0.0	0	0	0
T.Williams	1.0	1	0	0.0	0	0	0
Aff	0.5	0	1	0.0	0	0	0
TEAM	2.0	2	0	0.0	0	1	0
SABERCATS	484	391	186	20.0	74	20	20

PASSING	GP/GS	CMP	ATT	YDS	PCT	ID	INT	LG	YDS/GM.	RATE
Grieb	16/16	399	562	4608	71.0	100	13	47	288.0	125.4
Whellhan	16/0	13	21	109	61.9	1	0	17	6.8	87.2
TEAM	-	-	-	-98	-	-	-	-	-	-
SABERCATS	16	412	583	4619	70.7	101	13	47	288.7	124.3
OPPONENTS	16	336	587	4260	57.2	80	22	47	266.2	98.5

DATE OPPONENT	RESULT	ATT.
3/3 at Chicago	L, 47-70	15,409
3/10 at Grand Rapids	W, 66-58	5,833
3/15 ARIZONA	W, 63-43	13,625
3/22 DALLAS	L, 56-59	11,472
3/29 at Kansas City	W, 44-36	13,146
4/5 at New Orleans	L, 43-72	14,236
4/12 PHILADELPHIA	L, 57-58	12,462
4/18 at Utah	W, 61-40	14,701
4/26 LOS ANGELES	W, 70-42	13,083
5/3 at Orlando	L, 35-61	11,733
5/9 at Arizona	W, 63-42	11,514
5/17 UTAH	W, 74-64	13,252
5/24 COLORADO	W, 59-42	13,147
5/31 at Los Angeles	W, 66-56	15,174
6/14 TAMPA BAY	W, 73-70	14,042
6/21 GEORGIA	W, 68-62	12,886

AFL PLAYOFFS

7/7 COLORADO	W, 64-51	12,479
7/14 GRAND RAPIDS	W, 68-62	14,072
7/27 Philadelphia (AB) L	56-59	17,056

TEAM STATS

	SABERCATS	OPP
SCORING	941	875
Points Per Game	59.2	54.7
FIRST DOWNS	348	315
Rushing	28	38
Passing	280	237
Penalty	40	40
RUSHING YARDAGE	147	307
Rushing Attempts	102	101
Average/Game	1.5	3.4
PASSING YARDAGE	4624	4286
Aff.-Comp.	606-415	590-355
Intercepted	18	22
Average/Game	284.4	267.9
TOTAL OFFENSE	4771	4663
Total Plays	744	702
Average/Game	298.2	289.6
KICKOFF RETURNS	102-1946	118-2068
MFG RETURNS	4-15	1-5
INT RETURNS	22-323	18-247
FUMBLES-LOST	15-15	24-19
PENALTIES-YARDS	114-659	116-640
TIME OF POSSESSION	28:54	31:06
3RD DOWN EFF.	45/91	38/98
3rd Down Pct.	49%	39%
4TH DOWN EFF.	8/17	20/36
4th Down Pct.	47%	55%
SACKS-YARDS	30-159	16-73
TOUCHDOWNS	127	120

SCORE BY QTR	1	2	3	4	OI	TOI
SABERCATS	190	283	186	286	0	945
OPPONENTS	172	256	173	274	0	875

RUSHING	ATT	YDS	AVG	TD	LG
Johnson	50	51	1.0	7	6
Grieb	15	43	2.9	1	17
Carter	19	31	1.6	5	10
Wright	7	13	1.9	1	9
Glover	4	7	1.8	3	4
Geathers	6	2	0.3	3	1
McIntyre	1	0	0.0	0	0
SABERCATS	102	147	1.5	20	10
OPPONENTS	101	347	3.4	26	28

RECEIVING	NO	YDS	AVG	TD	LG
Wright	134	1457	10.9	24	41
Saintil	120	1503	12.5	35	37
Roe	102	1076	10.5	31	31
Geathers	37	365	9.9	5	34
Johnson	6	86	14.3	1	13
Richey	8	56	7.0	0	23
Gant	2	36	18.0	2	24
Carter	3	18	6.0	1	6
Pino	2	16	8.0	1	10
Obeng	1	12	12.0	0	12
Glover	1	-1	-1.0	0	-1
SABERCATS	416	4624	11.1	100	41
OPPONENTS	355	4445	12.5	83	49

KO RETURNS	NO	YDS	AVG	TD	LG
Wright	56	1183	21.1	1	56
George	29	616	21.2	0	53
Saintil	9	129	14.3	0	24
Smith	5	9	1.8	0	7
Floyd	3	9	3.0	0	8
SABERCATS	102	1946	19.1	1	56
OPPONENTS	118	2068	17.5	3	58

MFG RETURNS	NO	YDS	AVG	TD	LG
Wright	2	16	8.0	0	9
George	1	5	5.0	0	5
Floyd	1	-6	-6.0	0	-6
SABERCATS	4	15	3.8	0	9
OPPONENTS	1	5	5.0	0	5

SCORING	TD	FG	PAT	PPT	\$ P210
Saintil	35	0/0	0/0	0	0.0
Roe	31	0/0	0/0	0	0.186
Haglund	0	21/25	116/124	0	0.179
Wrights	26	0/0	0/0	0	0.156
Geathers	9	0/0	0/0	0	0.54
Johnson	8	0/0	0/0	0	0.48
Carter	6	0/0	0/0	0	0.36
Glover	3	0/0	0/0	0	0.18
Thomas	3	0/0	0/0	0	0.18
Gant	2	0/0	0/0	0	0.12
Watson	1	0/0	0/0	0	2.8
Jones	1	0/0	0/0	0	0.6
Pino	1	0/0	0/0	0	0.6
Grieb	1	0/0	0/0	0	0.6
SABERCATS	127	21/25	116/124	0	2.945
OPPONENTS	121	10/20	103/112	0	0.875

FIELD GOALS 1-19	20-29	30-39	40-49	50+	
Haglund	6/6	6/7	7/8	2/4	0/0
SABERCATS	6/6	6/7	7/8	2/4	0/0
OPPONENTS	0/1	5/8	2/5	2/2	0/2

Haglund (21/25): (25G, 45G) (23G) (33G, 18G, 24G, 17G) (-) (21G, 30G, 35G) (19G) (34G, 48N) (26G, 47G) (35G, 35G, 18G) (28N) (-) (24G) (19G) (31N, 34G) (18G) (44N)

OPPONENTS (10/20): (33N) (64N, 41G) (59N) (25G, 45G) (29N) (36G) (-) (23G, 28G, 46N, 39N) (-) (28G, 19N 28G, 39N) (35G, 43G) (28N) (-) (22G) (-) (-)

INTERCEPTIONS	NO	YDS	AVG	TD	LG
Floyd	10	153	15.3	0	48
Thomas	9	123	13.7	2	48
Smith	3	47	15.7	0	36
SABERCATS	22	323	14.7	2	48
OPPONENTS	18	247	13.7	4	49

DEFENSE	I	S	A	SK	PD	FF	FR
Smith	114.0	101	26	0.0	12	3	1
Thomas	84.0	69	30	0.0	18	3	3
Floyd	79.0	64	30	0.0	15	3	0
Watson	57.5	36	43	9.0	0	3	3
Geathers	22.0	13	18	0.0	3	2	4
Harper	19.5	13	13	4.0	0	5	2
Smith	18.5	12	13	5.0	5	1	0
McIntyre	18.0	14	8	6.0	3	2	0
Haglund	16.0	11	10	0.0	0	0	0
Saintil	15.5	11	9	0.0	0	0	1
Williams	9.5	5	9	3.0	4	1	1
Roe	6.5	5	3	0.0	0	0	0
Gant	5.0	3	4	0.0	0	0	0
Wright	5.0	5	0	0.0	0	0	0
Carter	4.0	2	4	0.0	0	0	0
Grieb	3.5	3	1	0.0	0	0	0
Glover	3.0	1	4	1.0	0	0	2
Johnson	2.5	2	1	0.0	0	0	0
Frederic	2.0	2	0	0.0	0	0	0
Loney	1.5	1	1	0.0	0	0	0
George	1.0	1	0	0.0	1	0	0
Pino	1.0	1	0	0.0	0	0	0
Thomas	1.0	1	0	0.0	0	0	0
Browning	1.0	1	0	1.0	0	0	0
TEAM	1.0	0	0	0.0	0	0	0
Hunter	0.5	0	1	0.0	0	0	0
SABERCATS	492	378	228	29.0	61	24	19

PASSING	GP/GS	CMP	ATT	YDS	PCI	TD	INT	LG	YDS/GM.	RATE
Grieb	16/16	415	606	4613	68.5	100	18	41	288.3	118.1
Rislov	16/16	1	2	11	50.0	0	0	11	0.7	66.7
TEAM	-	-	-	-73	-	-	-	-	-	-
SABERCATS	16	416	608	4624	68.4	100	18	41	284.4	117.5
OPPONENTS	16	355	590	4286	60.2	83	22	49	267.9	102.1

DATE	OPPONENT	RESULT	ATT.
3/11	SPOKANE	W, 76-48	10,563
3/18	KANSAS CITY	W, 60-57	9,563
3/25	at Chicago	L, 54-41	7,466
4/1	IOWA	L, 76-69	9,163
4/8	UTAH	W, 75-55	8,763
4/16	at Tulsa	W, 42-33	4,747
4/22	PHILADELPHIA	W, 68-61	8,663
5/7	ARIZONA	L, 65-43	9,499
5/14	at Pittsburgh	L, 54-48	7,333
5/21	at Utah	L, 76-68	8,815
5/28	GEORGIA	L, 55-49	10,231
6/4	at Dallas	L, 70-57	8,463
6/18	at Arizona	L, 64-57	9,397
6/25	at Cleveland	L, 82-21	5,617
7/1	JACKSONVILLE	W, 83-70	8,216
7/9	ORLANDO	W, 60-40	10,302
7/16	at Spokane	L, 63-61	9,680
7/23	at Tampa Bay	L, 57-44	10,738

TEAM STATS	SABERCATS	OPP
SCORING	1022	1080
Points Per Game	56.8	60.0
FIRST DOWNS	427	375
Rushing	58	37
Passing	302	291
Penalty	67	47
RUSHING YARDAGE	381	393
Rushing Attempts	136	101
Average/Game	21.2	21.8
PASSING YARDAGE	5,405	5,374
Att.-Comp.	718-475	673-434
Intercepted	26	14
Average/Game	300.3	298.6
TOTAL OFFENSE	5,786	5,767
Total Plays	877	800
Average/Game	321.4	320.4
KICKOFF RETURNS	122-2165	119-2029
MFG RETURNS	8-141	0-0
INT RETURNS	14-128	26-261
FUMBLES-LOST	26-15	20-13
PENALTIES-YARDS	166-1154	163-1090
TIME OF POSSESSION	29:58	29:16
3RD DOWN EFF.	60-117	47-107
3rd Down Pct.	51%	44%
4TH DOWN EFF.	17-37	21-40
4th Down Pct.	46%	53%
SACKS-YARDS	26-173	23-127
TOUCHDOWNS	146	154

SCORE BY QTR	1	2	3	4	OT	TOT
SABERCATS	236	304	212	270	0	1022
OPPONENTS	233	324	174	349	0	1080

RUSHING	ATT	YDS	AVG	TD	LG
Cook	99	307	3.0	30	20
Grieb	17	32	1.5	4	9
Bethel-Thomp.	2	24	12.0	0	20
James	11	29	2.2	5	8
Flowers	4	7	1.8	2	3
Brookins	1	7	7.0	0	7
Wright	1	1	1.0	0	1
Huebner	1	0	0.0	0	0
SABERCATS	136	407	2.8	41	20
OPPONENTS	101	404	3.9	19	27
RECEIVING	NO	YDS	AVG	TD	LG
Nelson	76	1,019	13.4	24	37
Roe	55	605	11.0	16	27
Goodson	46	630	13.7	12	30
Toler	46	516	11.2	4	47
Thomas	45	398	8.8	5	30

Wright	38	399	10.5	3	38
Brookins	36	418	11.6	5	42
Flowers	36	385	10.7	14	29
Cook	34	368	10.8	3	34
Nwokocho	11	172	15.6	3	45
Lewis	11	167	15.2	4	27
James	10	68	6.8	0	31
Guillory	9	76	8.4	0	18
Schoettgen	7	86	12.3	3	19
Amey	6	109	18.2	2	45
Juratovac	3	35	11.7	0	25
Kia	3	34	11.3	0	17
Eliapo	2	39	19.5	0	31
Royal	1	8	8.0	0	8
SABERCATS	475	5,532	11.6	98	47
OPPONENTS	434	5,545	12.8	119	48

KO RETURNS	NO	YDS	AVG	TD	LG
Brookins	43	788	18.3	0	31
Thomas	23	418	18.2	0	46
George	23	396	17.2	0	43
Wright	14	283	20.2	1	58
Vedder	12	257	21.4	1	56
Moten	2	10	5.0	0	7
Team	2	0	0.0	0	0
Guillory	1	12	12.0	0	12
Smith	1	3	3.0	0	3
Nwokocho	1	-2	-2.0	0	-2
SABERCATS	122	2,165	17.7	2	58
OPPONENTS	119	2,029	17.1	5	58

MFG RETURNS	NO	YDS	AVG	TD	LG
Brookins	5	101	20.2	0	34
Moten	1	15	15.0	0	15
Thomas	1	25	25.0	0	25
McLean	1	0	0.0	0	0
SABERCATS	8	141	17.6	0	34
OPPONENTS	-	-	-	-	-

SCORING	ID	FG	PAT	2PT	3PT	PIS
Cook	33	0/0	0/0	0	0	198
Nelson	24	0/0	0/0	0	0	144
Gamboa	0	6/10	118/141	0	0	138
Roe	16	0/0	0/0	0	0	98
Flowers	16	0/0	0/0	0	0	96
Goodson	12	0/0	0/0	0	0	74
Brookins	5	0/0	0/0	0	0	32
James	5	0/0	0/0	0	0	30
Thomas	5	0/0	0/0	0	0	30
Grieb	4	0/0	0/0	0	0	24
Toler	4	0/0	0/0	0	0	24
Lewis	4	0/0	0/0	0	0	24
Wright	4	0/0	0/0	0	0	24
Nwokocho	3	0/0	0/0	0	0	18
Schoettgen	3	0/0	0/0	0	0	18
Amey	2	0/0	0/0	0	0	12
McLean	1	0/0	0/0	0	0	8
Nyenhuis	1	0/0	0/0	0	0	6
O'Neal	1	0/0	0/0	0	0	6
Vedder	1	0/0	0/0	0	0	6
Ellis	1	0/0	0/0	0	0	6
Smith	1	0/0	0/0	0	0	6
Bethel-Thomp.	0	0/0	0/0	0	0	0
SABERCATS	146	6/10	118/141	0	0	1022
OPPONENTS	154	6/17	116/139	0	1	1080

FIELD GOALS 1-19	20-29	30-39	40-49	50+	
Gamboa	3/4	1/2	1/2	1/2	0/0
SABERCATS	3/4	1/2	1/2	1/2	0/0
OPPONENTS	0/0	3/5	2/4	1/3	0/5

SABERCATS (6/10): (-) (17G, 18G) (-) (-) (-) (30N) (38G, 16G) (-) (-) (-) (28N) (41G) (-) (-) (-) (-) (40N) (18N, 27G) (-) (-) (-) (26G, 29G, 24N) (59N, 51N, 37N) (-) (-) (-) (26N, 44N) (-) (-) (25G, 47G, 26N) (-) (-) (43N) (61N) (-) (38N) (-) (30G)

INTERCEPTIONS	NO	YDS	AVG	TD	LG
Moten	3	43	14.3	0	28
Brookins	3	5	1.7	0	6
O'Neal	2	15	7.5	1	10
McLean	2	42	21.0	1	46
Smith	1	16	16.0	1	16
Nyenhuis	1	7	7.0	1	7
George	1	0	0.0	0	0
SABERCATS	13	128	9.8	4	46
OPPONENTS	26	261	10.0	6	51

DEFENSE	I	A	SK	PD	FF	FR
McLean	91.5	81	21	0.0	8	2
Brookins	49.5	42	15	0.0	6	0
Moten	44.0	40	8	0.0	6	0
Andrews	35.0	30	10	0.0	1	0
George	29.0	25	8	0.0	3	0
Maka	22.0	20	4	5.0	2	3
Mosley	20.5	17	7	0.0	4	0
Vedder	15.0	13	4	0.0	1	0
O'Neal	15.0	12	6	0.0	2	1
Stephenson	15.0	12	6	0.0	1	0
Gamboa	15.0	13	4	0.0	0	1
Huebner	15.0	13	4	5.0	1	1
Nyenhuis	14.0	13	2	4.0	2	1
Smith	13.5	10	7	0.0	1	0
Royal	13.0	11	4	0.0	0	0
Clark	12.5	11	3	1.0	0	0
Hypolite	11.5	9	5	5.0	1	0
Ellis	11.0	7	8	0.0	1	1
Toler	10.0	7	6	0.0	0	0
James	9.5	7	5	0.0	0	1
Tyson	8.0	4	8	1.0	0	1
Flowers	8.0	7	2	0.0	0	0
Phillips	6.0	5	2	2.0	0	1
Perri	5.5	5	1	1.0	0	1
Hunt	5.5	3	5	0.0	0	0
Nelson	5.0	5	0	0.0	0	1
Hisatake	5.0	4	2	0.0	0	0
Cook	4.5	4	1	0.0	0	0
Bruhn	4.0	3	2	0.0	0	1
Castelo	4.0	3	2	1.0	0	0
Thomas	3.0	3	0	0.0	0	0
Lewis	3.0	3	0	0.0	0	0
Nwokocho	3.0	2	2	0.0	0	0
Eliapo, K.	2.5	2	1	1.0	0	0
Kia	2.5	2	1	0.0	0	0
Herrion	2.0	2	0	0.0	0	0
Graham	2.0	2	0	0.0	0	0
Goodson	1.5	1	1	0.0	0	0
Amey	1.0	1	0	0.0	0	0
Loney	1.0	1	0	0.0	0	0
Ike	1.0	1	0	0.0	0	0
Grieb	1.0	1	0	0.0	0	0
Wright	1.0	1	0	0.0	0	0
Schoettgen	0.5	0	1	0.0	0	0
SABERCATS	542.0	458	168	26.0	40	11
OPPONENTS	628.0	482	292	23	73	12

PASSING	GP/GS	CMP	ATT	YDS	PCI	TD	INT	LG	YDS/GM.	RATE
Grieb	18/18	455	675	5,312	67.4	95	25	47	295.1	110.8
Bethel-Thompson	12/0	20	43	220	46.5	3	1	24	18.3	69.9
TEAM	14	0	0	-127	0.0	0	0	0	-9.1	39.6
SABERCATS		475								

1994
Dec. 18 - Traded WR/LB Jeff Mayes to Mexico City for DS Pat McGuirk.
1995
Feb. 24 - Traded OL/DL Tom Gibson to Arizona for WR/LB Daryl Rogers.
Apr. 6 - Acquired OL/DL Chris Baus from Arizona for future considerations (OL/DL Jimmy Moore).
Apr. 6 - Acquired DS Rowland Crawford from Tampa Bay for future considerations.
May 17 - Traded WR/LB Brian Greene, OL/DL Joe Jacobs and OL/DL Larry Jones to Charlotte for OL/DL Marlin Brown and QB Tony Kimbrough.
Jun. 12 - Acquired OL/DL Ricky Shaw from Orlando for future considerations (WR/LB Daryl Rogers).
1996
Apr. 30 - Traded WR/LB Anthony Howard to Connecticut for OL/DLs Mike Evans and James Spencer.
Jun. 4 - Traded DS Chris Barber and WR/DB Amod Field to Orlando for QB Ben Bennett.
Nov. 28 - Traded OL/DL Chris Baus, QB Ben Bennett and OL/DL Larry Jones to Portland for WR/DB Bret Cooper, OL/DL Ramon Luster and DS Chales Wright.
1997
Feb. 25 - Traded OL/DL Charles Miller, FB/LB Tom Petithomme and WR/DB Spencer Wray to New Jersey for QB John Kaleo.
Apr. 4 - Traded DS Kip Texada to New York for WR/DB Willie Culpepper.
Jun. 17 - Traded QB John Kaleo to Anaheim for WR/LB Jai Hill.
Nov. 18 - Traded WR/DB Lance Thomas to Houston for FB/LB Andy Chilcote.
1998
Apr. 29 - Traded WR/DB Bret Cooper to Orlando for OL/DL Sam Hernandez. Traded QB Tony Kimbrough to New York for future considerations.
Oct. 19 - Traded WR/DB Clifford Green to Albany for K Pete Elezovic (later rescinded).
Nov. 19 - Acquired FB/LB Tom Petithomme from Iowa for future considerations.
Dec. 2 - Traded OS Titus Dixon to Milwaukee for rights to OL/DL Ron Lewis.
1999
Feb. 8 - Traded OL/DL Al Noga to New England for FB/LB Andy Chilcote.
Mar. 11 - Traded FB/LB Tony Burse and WR/LB Melvin Phillips to Buffalo for QB Mark Grieb.

Apr. 19 - Acquired WR/DB Charles Swann from Orlando for future considerations.
Jun. 16 - Traded DS Herschel Currie to Grand Rapids for future considerations (later voided).
2000
Mar. 17 - Traded OL/DL Derrick Turner to Florida for FB/LB George Del Ricco.
Mar. 20 - Acquired FB/LB Josh Amundson from Florida for future considerations (WR/LB Kevin Cooper).
2001
Jan. 16 - Traded WR/DB Kyle Gary to Carolina for OL/DL Brian Lytle.
Jan. 26 - Traded OL/DL Jason Worley to Chicago for future considerations.
Apr. 30 - Traded OL/DL Kelvin Kinney to Detroit for future considerations.
2002
Apr. 10 - Traded OL/DL Ken Talanoa to Toronto for future considerations (later rescinded).
Oct. 23 - Acquired OS Aaron Bailey from Carolina for future considerations.
2003
Nov. 26 - Traded DS Gana Joseph to New Orleans for future considerations.
2005
Oct. 6 - Traded OL/DL Devin Wyman and WR/DB Jordan Younger to Nashville for Fred Coleman.
2006
Jan. 21 - Traded WR/LB Yardon Brantley to Philadelphia for future considerations.
Jan. 22 - Traded WR/LB Kenny Solomon to Grand Rapids for future considerations.
2007
Feb. 23 - Traded OL/DL Kyle Rasmussen to Grand Rapids for future considerations.
Feb. 24 - Traded DB Rufus Brown to New York for future considerations.
May 2 - Traded OL Todd Williams to Grand Rapids for future considerations.
2008
Jan. 11 - Traded OL Troy Reddick to Kansas City for future considerations.
2011
Feb. 18 - Traded WR/DB Mike Brown to Philadelphia for future considerations.
May 31 - Traded DB Chris Royal to Utah for DB Rod Mosely.
2012
Jan. 17 - Traded WR/LB Marcus Everett to Milwaukee for future considerations.

March 2 - Traded OL Ailao Eliapo to Orlando for future considerations.
March 2 - Traded DB Kelvin Rodgers to the Chicago Rush for future considerations.
March 7 - Traded DL Anthony Gray to Milwaukee for future considerations.
March 20 - Acquired DB Tanner Varner from Kansas City for claim order positioning.
April 18 - Traded DL Shawn Lemon to Orlando for claim order positioning.
April 18 - Acquired LB Dexter Jackson from Milwaukee for future considerations.
May 9 - Acquired FB Johnie Kirton from Arizona for WR/LB Jason Geathers and DB Brandon Anderson.
May 10 - Traded DB Brandon Brinkley to Chicago for future considerations.
2013
Mar. 16 - Traded WR Hank Edwards to the Jacksonville Sharks in exchange for DL Delvin Johnson.
Apr. 13 - Acquired DL Terrance Carter from the Orlando Predators in exchange for OL Terrence Campbell and DL Mike Landry.
Apr. 30 - Traded WR Samora Goodson to the New Orleans Voodoo for future considerations.
Jun. 10 - Traded OL Michael Diaz and DL Eric Norwood to the Pittsburgh Power in exchange for future considerations.
Nov. 22 - Traded WR Jamarko Simmons to the Iowa Barnstormers for claim order positioning.
2014
Jan. 3 - Acquired FB Derik Steiner from Cleveland for claim order positioning
Jan. 16 - Acquired WR Jarvis Williams from Orlando in exchange for DL Justin Edison
Jan. 27 - Acquired DL Joe Sykes from San Antonio for QB Mitch Mustain and DL Jabari Fletcher
Feb. 3 - Acquired DB Simeon Castille from Orlando in exchange for DB Andre Freeman, WR Quentin Sims and DB Syd'Quan Thompson
Feb. 6 - Acquired DL Paul Griffin from Tampa Bay completing a previous trade
Mar. 9 - Acquired DL Keenan Mace from Cleveland in exchange for claim order positioning

DISPERSAL DRAFT HISTORY

DECEMBER 17, 1997

Round	Last Name	First Name	Position	Team
1	Poulivaati	Sal	OL/DL	Anaheim
2	Jones	Tommy	WR/DB	Anaheim
3	Smith	JeMone	WR/DB	Anaheim

DECEMBER 10, 2001

1	Riley	Sean	WR/DB	Milwaukee
2	McKenzie	Kevin	WR/DB	Florida
3	Garnett	Winfield	OL/DL	Florida
4	Kinsinger	Matt	FB/LB	Houston

OCTOBER 10, 2002

1	Jenkins	Nakia	WR/DB	Toronto
---	---------	-------	-------	---------

OCTOBER 14, 2004

1	Younger	Jordan	WR/DB	Indiana
---	---------	--------	-------	---------

OCTOBER 26, 2007

1	Carter	Toure'	WR/DB	Austin
2	Morey	Sean	WR	Austin

EXPANSION DRAFT HISTORY

PLAYERS SELECTED

Round	Last Name	First Name	Position	Prev. Team
1	Mayes	Jeff	WB/LB	Tampa Bay
2	Field	Amod	WR/DB	Orlando
3	Gibson	Tom	OL/DL	Arizona
4	Smith	Maurice	DS	Arizona
5	Howard	Anthony	WR/DB	Charlotte
6	Barber	Chris	WR/DB	Fort Worth
7	Sila	Alo	OL/DL	Las Vegas
8	Adams	Ron	QB	Tampa Bay
9	Hughes	Darren	WR/DB	Cleveland

PLAYERS LOST

Last Name	First Name	Position	Date	Team
Costar	Gary	OL/DL	12/18/95	Minnesota
Stoyanovich	Billy	K	11/2/98	Buffalo
Green	Clifford	DS	3/7/00	Los Angeles
Rice	Anthony	WR/DB	3/7/00	Los Angeles
Chilcote	Andy	FB/LB	3/7/00	Los Angeles
Petithomme	Tom	FB/LB	3/7/00	Los Angeles
Bees	Bob	QB	3/7/00	Oklahoma
Joseph	Terrance	DS	12/4/01	Buffalo
Dozier	Joey	FB/LB	10/22/02	Colorado
Riley	Sean	WR/DB	10/22/02	Grand Rapids
Garnett	Winfield	OL/DL	10/8/03	Philadelphia
Noah	Abdul-Sallam	OL/DL	10/8/03	Philadelphia
Pauley	Charles	WR/DB	9/29/04	Chicago
Tuupo	Tupo	FB/LB	9/29/04	Las Vegas
Smith	Art	DS	9/29/04	Nashville
Gatrell	Rob	OL/DL	9/29/04	Las Vegas
Waller	Trayvon	DS	9/29/04	Grand Rapids
Keanaaina	Keala	FB/LB	9/26/05	Utah
Damond	Erin	DS	9/26/05	Utah
Davis	Rashied	WR/DB	10/6/06	New Orleans
Kuhn	John	FB/LB	10/6/06	New Orleans

OFFSEASON ASSIGNMENT PROCESS 2013

PLAYERS ACQUIRED

Last Name	First Name	Position	Prev. Team
Hyland	David	DB	Utah
McKnight	Zach	OL	Chiago
Stephen	Nick	QB	Chicago

WHEN IT STARTED

October 26, 1994 was the day the Arena Football League approved the city of San Jose's application for an expansion franchise to begin play in 1995. San Jose became the fifth AFL expansion team for the 1995 season, along with St. Louis, Memphis, Hartford and Des Moines. The expansion of the league by five teams is the largest expansion of an American professional sports league since the National Hockey League added six teams in 1957.

THE NAME

The name SaberCats portrays a vivid image of strength, power and destruction. In prehistoric times, the Saber-toothed Cat (known as "Smilodon Californicus" to archaeologists) was widely found throughout Europe and the United States with the largest concentration believed to inhabit what is now California. The ancient prehistoric cat was a formidable hunter that was rendered extinct by the massive ice flows that covered much of the earth during the "Ice Age" more than 2,000,000 years ago. The United States is home to the largest collection of fossilized dinosaur bones found in the world, with the largest number of Saber-tooth Cat fossils found in Southern California's La Brea Tar Pits. In fact, due to the enormous number of fossils unearthed, the Saber-toothed Cat has been adopted as California's official state fossil. The classic Saber-toothed Cat was a fierce predator whose whole body was powerfully built to make it a very efficient carnivore.

THE PLAYERS

He will forever be the answer to a SaberCats' trivia question. Who was the first official player in San Jose history? That distinction goes to Jeff Mayes, a wide receiver/linebacker from Vanderbilt University, who was San Jose's first selection (fourth overall) in the 1994 AFL Expansion Draft. Other notables in the draft included WR/DB Amod Field (second round), WR/LB Anthony Howard (fifth round), WR/DB Chris Barber (sixth round) and OL/DL Alo Sila (seventh round). The roster of players assembled by Director of Football Operations Terry Malley and Head Coach Todd Shell finished its inaugural season with a record of 8-4 and became the first team in professional sports history to capture a division championship as an expansion team.

1994

Dec. 7 - The Arena Football League awarded the city of San Jose an expansion franchise and with it came the birth of the San Jose SaberCats. The team also announced the hiring of former San Francisco 49er Todd Shell as Head Coach and former Santa Clara University head Football Coach Terry Malley as Director of Football Operations.

Dec. 13 - The AFL holds its expansion draft with WR/DB Jeff Mayes being the first player selected by San Jose. A total of nine players were chosen by the SaberCats, including local product OL/DL Alo Sila (Overfelt HS, San Jose CC).

1995

Jan. 13 - San Jose pulled the trigger on the first trade in franchise history, dealing Jeff Mayes to Mexico City for the rights to local product WR/DB Pat McGuirk.

Feb. 22 - The SaberCats unveiled their logo and colors before hundreds of media and fans at the San Jose Arena.

Mar. 7 - WR/LB Daryl Rogers became the first player in franchise history to sign a contract and commit to attend training camp.

Apr. 23 - The SaberCats hold their first-ever training camp at Patrick Henry junior high school in San Jose.

Apr. 30 - The SaberCats play their inaugural game, a preseason matchup with the Memphis Pharoahs in Tennessee. San Jose came away with a 39-30 victory.

May 12 - San Jose played its first-ever regular season game falling to defending ArenaBowl champion Arizona, 43-37, in overtime. The game was played before 15,105 enthusiastic fans at San Jose Arena.

May 20 - San Jose played its first road game and registered the franchise's first-ever victory with a 32-27 win over Las Vegas.

Aug. 8 - The SaberCats' first regular season game came to an end with a 41-40 loss to Arizona. Despite the defeat, San Jose finished with an 8-4 record and captured the West Division title becoming the first expansion team in Arena Football League history to win a division title.

Aug. 13 - San Jose was defeated, 54-37, by Orlando in front of 13,471 fans in San Jose Arena in its first-ever playoff game.

1996

May 18 - Kicker Aaron Mills set an AFL record and tied a professional football mark when he connected on a 63-yard field in the first half against the Florida Bobcats.

1997

Aug. 8 - For the second time in three years, the SaberCats appeared in postseason play after recording an 8-6 record. San Jose travelled to Iowa and fell 68-59, to the Barnstormers.

1999

Jan. 13 - Former assistant Darren Arbet was named head coach, replacing Todd Shell, becoming the second head coach in franchise history.

Apr. 24 - San Jose wins its first-ever season opener, 54-53, as Carlos Huerta kicked a 36-yard field goal with one second remaining to beat Grand Rapids.

Mar. 21 - San Jose signs six-time AFL Ironman of the Year and two-time league MVP Barry Wagner to a free agent contract.

Jun. 1 - San Jose posts its first-ever win in Arizona with a 55-34 victory over the Rattlers in a nationally televised game.

2000

Jun. 9 - The SaberCats defeat New England 85-76 in what was the highest scoring game ever in the AFL.

Jul. 22 - It was a historical night for the SaberCats as they tied a league record with their 11th consecutive regular season win and clinched their first Western Division title since 1995 with an 83-54 win over Buffalo.

Aug. 4 - San Jose posts its first-ever postseason win with a 63-40 defeat of Oklahoma.

Aug. 21 - Head Coach Darren Arbet is named the league's Coach of the Year and OL/DL Sam Hernandez is named the league's Linebacker of the Year.

2001

May 5 - San Jose set an AFL record with its 15th consecutive regular season victory, a 73-17 defeat of Oklahoma. San Jose topped the record of 14 set by the 1995-96 Tampa Bay Storm teams.

Jun. 16 - QB Mark Grieb threw for 430 yards and the SaberCats overcame a 17-point fourth quarter deficit to beat Nashville 58-57 in overtime. It was the third OT game in team history and first in four years.

Jul. 6 - San Jose clinched its second straight Western Division title and posted its first-ever season sweep of the Arizona Rattlers with a 73-63 win in Phoenix.

Jul. 21 - The SaberCats beat Houston, 80-27, to become the first team in league history to win two games by 50 or more points in one season.

Aug. 4 - Exactly one year after their first-ever playoff win, the SaberCats win their second postseason contest knocking off Arizona 68-49. It was coach Darren Arbet's 30th career victory making him the winningest coach in team history.

2002

May 25 - San Jose sets a league record by scoring 77 or more points in three straight games with a 77-54 win over Dallas.

Jun. 29 - San Jose clinches its third straight division Western Division title with a 58-41 win at Dallas.

Jul. 5 - The SaberCats became the first team in AFL history to go 12-0 and secured the top seed in the playoffs with a 52-41 win over Indiana. San Jose eclipsed the 1994 Orlando Predators, who started that season with an 11-0 mark.

Jul. 21 - With a 58-41 win at Carolina, the SaberCats set an AFL record with 13 regular season wins (13-1).

Aug. 16 - (PDS) Clevan Thomas wins league Rookie and Defensive Player of the Year awards, Mark Grieb captures the Offensive Player of the Year and Darren Arbet is honored with his second Coach of the Year award at the ArenaBall Banquet.

Aug. 18 - Before a sellout crowd of 16,942 at the Compaq Center, the SaberCats claimed their first league title with a 52-14 win over Arizona in ArenaBowl XVI. The SaberCats set a league record by scoring 50 or more points in every game.

2003

Mar. 14 - (POS) Clevan Thomas intercepted a pass in his seventh straight game to establish an AFL record as San Jose beat Buffalo 58-41.

May 17 - Clevan Thomas set a new league record with his 13th interception and the SaberCats captured their fourth straight Western Division title and the No. 1 playoff seed with a 47-43 win over Los Angeles.

Jun. 2 - (P05) Clevan Thomas wins his second straight ADT Defensive Player of the Year award.

2004

Feb. 5 - The SaberCats began their tenth season in the AFL.
Apr. 4 - WR/DB James Roe ties a league record and sets a team mark with seven touchdown catches in a win at Tampa Bay.
Jun. 27 - In front of an America West Arena record crowd of 17,391, San Jose wins its second Arena Bowl Championship in three seasons and sets a title game record for points scored in a 69-62 win at Arizona.

2005

Apr. 22 - San Jose sets a team record for points and scores the most points by a visiting team in league history in their 89-41 win at Colorado.
May 21 - With a win over the Georgia Force, the SaberCats clinched their sixth straight playoff berth.

2006

Apr. 22 - Mark Grieb throws his 500th career TD pass and the SaberCats produced the largest regulation come-from-behind victory in team history with a 63-59 win over Austin. San Jose twice trailed by 22 points and matched the team mark set in an overtime game against Florida on June 30, 2001.
May 6 - San Jose clinched its sixth Western Division title with a 61-56 win over defending ArenaBowl champion Colorado.
May 17 - The 2002 SaberCats were named the league's Greatest Team in a vote of the 20th season historical committee.
May 24 - Ben Nelson is named the AFL's Rookie of the Year, joining Clevan Thomas (2002) as the only San Jose players to earn the award.
Jun. 3 - San Jose reaches the semifinal round of the playoffs for the sixth time in seven seasons, but falls to eventual league champion Chicago, 59-56.

2007

Apr. 13 - Friday the 13th wasn't all bad luck for the SaberCats as they dropped a 67-54 decision to the VooDoo despite a franchise record 445 passing yards from Mark Grieb. San Jose would not lose a game the rest of the year.
May 12 - Head Coach Darren Arbet wins his 100th game with a 61-34 defeat of the Las Vegas Gladiators.
May 25 - The SaberCats post their first win in Nashville with a 48-34 victory over the Kats.
Jun. 1 - With a 59-52 win over Orlando, the SaberCats clinched their second straight Western Division title and seventh in team history.
Jun. 9 - Mark Grieb throws his 600th career touchdown pass and sets a team game record with ten in a win at Utah.
Jun. 16 - With their 66-26 win over Arizona the SaberCats notched their 14th straight regular season home victory matching their own AFL record for the second-longest streak.
Jun. 25 - San Jose wins its tenth straight game and sets an AFL record by scoring over 60 points for the 11th time in a 73-46 win at Las Vegas.
Jun. 29 - The SaberCats defeat Columbus, 55-33 in ArenaBowl XXI giving the franchise its third AFL title.

2008

May 3 - QB Mark Grieb became the sixth player all-time to throw for over 35,000 yards after throwing for 231 yards at Orlando. He later moved into fifth place all-time, finishing the season with 36,846.
June 21 - QB Mark Grieb throws for 100 touchdowns passes for the second consecutive season, becoming only the second player in league history to accomplish the feat. Tied another AFL record, throwing for 70-or-more touchdowns in seven consecutive seasons.
July 1 - K.A.J. Haglund becomes the first player in SaberCats history to be named Kicker of the Year.
July 14 - QB Mark Grieb passes 700 passing touchdowns for his career, following a nine touchdown performance vs. Tampa Bay.
July 21 - SaberCats advance to their second consecutive ArenaBowl and fourth ArenaBowl in franchise history following an 81-55 victory over Grand Rapids.
Dec. 15 - Arena League announces it will suspend operations for the 2009 season.

2010

June 16 - SaberCats announce their return to the AFL following a two-year hiatus.
September 14 - Ten-year Head Coach Darren Arbet returns to oversee the return of the SaberCats and takes on increased responsibility as part owner of the franchise.
November 11 - Three-time ArenaBowl and two-time ArenaBowl MVP QB Mark Grieb returns for his 12th season in the AFL and 11th season with San Jose.

2011

March 11 - The SaberCats return to the AFL with a dominating 76-48 victory over the Spokane Shock, their first ever meeting over that franchise.
April 16 - The SaberCats won their first ever meeting with the Tulsa Talons, 42-33.
May 14 - San Jose dropped their first ever game against the Pittsburgh Power franchise.
July 1 - SaberCats score a season-high 83 points in an 83-70 win at home over the eventual ArenaBowl XIV champion Jacksonville Sharks, in their first ever meeting with that franchise.

2012

March 10 - San Jose knocked off the Arizona Rattlers 71-70 in a thrilling overtime win to open the 2012 season.
April 28 - SaberCats recorded seven sacks in a 76-33 win on the road over the Iowa Barnstormers. DL Joe Sykes set a single-game franchise record with four sacks.
May 26 - SaberCats scored a season-high 84 points in an 84-77 overtime win at home over the Chicago Rush, and became the first team in AFL history to win a game they never led in regulation.
June 23 - QB Mark Grieb became only the third player in AFL history to throw for 900 touchdown passes in his career in a 90-63 loss to the Spokane Shock.
July 7 - DL Joe Sykes set the single-season AFL record for sacks with a half sack against the New Orleans VooDoo, giving him 16.0 on the season.
July 8 - After defeating New Orleans the previous day, a loss by the Chicago Rush clinched San Jose's first playoff berth since the 2008 season.
July 28 - SaberCats fell 51-48 to the Arizona Rattlers in their first playoff game since losing to the Philadelphia Soul in ArenaBowl XXII in 2008.

2013

March 23 - The SaberCats defeated the Talons in San Antonio 47-42 to open the 2013 slate with a victory.
March 29 - Clevan Thomas picked off three passes in the 65-62 win over Orlando, the first of five games in which Thomas would have multiple interceptions.
May 25 - San Jose defeated the Utah Blaze 35-34, marking their fifth straight victory while holding opponents under 40 points.
July 13 - The SaberCats scored a season high 78 points behind four Huey Whittaker touchdown receptions.
August 4 - San Jose fell 59-49 in the first round of the playoffs to the eventual ArenaBowl Champion Arizona Rattlers for the second consecutive year.

A				
Last	First	Position	School	Years
Abrams	Eric	K	Stanford	1997
Adams	Theo	OL/DL	Hawaii	1996-97
Adderson	Nikia	OL/DL	Houston	2006
Afif	Patrick	OL	Washington St.	2007
Akah	Emmanuel	OL	Winston Salem St.	2012
Alcorn	Daron	K	Akron	2001-03
Allred	Brian	WR/DB	Sacramento St.	1996
Anderson	Brandon	DB	Akron	2012
Anderson	Jason	OL/DL	BYU	2005
Arney	Otis	WR	Sacramento St.	2011

B				
Babb	Mike	WR/LB	Weber State	1996
Bailey	Aaron	WR/DB	Louisville	2003
Baker	Sharon	WR/LB	Montana	1998-05
Banks	Kofi	WR/DB	UNLV	1995
Barber	Chris	WR/DB	No. Carolina A&T	1995-96
Barrie	Sebastian	OL/DL	Liberty	2004-05
Bates	Jackie	DB	Hampton	2012
Bates	Karl	OL/DL	Kentucky Wesleyan	2006
Battle	Albrey	OL/DL	Arizona St.	2000-06
Baus	Chris	OL/DL	Pacific	2002-05
Beede	Frank	OL/DL	Panhandle St.	2002-05
Bees	Bob	QB	Rocky Mountain	2003
Belden	Terry	K	Northern Arizona	1997
Bennett	Ben	QB	Duke	1996
Berry	Ed	WR/DB	Utah State	1997
Bethel-Thom.	McLeod	QB	Sacramento St.	2011
Black	Greg	OL/DL	North Carolina	1999
Boudreaux	Chris	DB	Nevada	2012
Bradley	Mario	DS	USC	1999-00
Brinkley	Brandon	DB	Houston	2012
Brookins	Mervin	WR/DB	Bethel	2011-13
Brown	Jared	QB	UNLV	1998
Brown	Martin	OL/DL	North Carolina	1999
Brown	Van	OL/DL	NW Oklahoma St.	2006
Browning	Alfonso	WR/LB	Kentucky	1998
Bruhn	Chris	FB/LB	Washington State	2011
Bryant	Vaughn	WR/DB	Stanford	1996
Buck	Kevin	FB/LB	Northwestern	2003-05
Bussey	George	OL	Louisville	2013-*
Butler	Howard	OL/DL	San Jose St.	1996-2001

C				
Calvin	Ivy	FB/LB	Cal State Northridge	1995
Campbell	Bryan	OL/DL	Kansas St.	1995
Campell	Terrance	DL	South Carolina	2013
Carter	Terrance	DL	Colorado State	2013-*
Case	Stoney	QB	New Mexico	2006
Castelo	Matt	FB/LB	San Jose State	2011
Chachere	Derrick	FB/LB	Nevada	1995-2000
Cheevers	Sean	K	Long Beach St.	1995
Chilcote	Andy	FB/LB	WI-Stevens Point	1999
Clark	Christian	DL	Sacramento State	2011
Clark	Devin	OL	New Mexico	2013
Clemens	Kevin	OL/DL	Grand Valley St.	1998
Cobbs	Anthony	DS	UCLA	2001-03
Cook	Chad	FB/LB	Murray St.	2011
Cole	Lee	DS	Arizona St.	2000-01
Coleman	Fred	WR/LB	Washington	2004, 06
Cooper	Bret	WR/DB	Central Florida	1997
Costar	Gary	OL/DL	Texas A&M	1995
Cox	Greg	FB/LB	San Jose St.	1995
Culpepper	Willie	WR/DB	SW Louisiana	1997
Currie	Herschel	DS	Oregon St.	1997-99

D				
Daft	Kevin	QB	UC Davis	2003
Damond	Erin	DS	Southern	2005
Daniels	Jyme	OL/DL	Pacific	1996
Davis	Rashied	WR/DB	San Jose St.	2003-05, 2013
Davis	Wendell	DS	Oklahoma	2002-05
Dickerson	Rodney	FB/LB	Humboldt St.	1996
Dixon	Titus	OS	Troy St.	1995-97
Dodd-Masters	Ruschar	DB	UNLV	2012
Domingos	Steve	K	San Francisco St.	1996
Dowling	Jameel	DB	Hawaii	2012
Dozier	Joey	FB/LB	New Mexico St.	2000-01, 05
Dutton	John	QB	Nevada	2000-02

E				
Edwards	Hank	WR	Texas Southern	2012
Ellis	Jeff	OL/DL	Ohio St.	1995

F				
Fernandez	Ryan	WR/DB	Stanford	2005
Ferras	Blake	DL	Oregon	2012
Field	Amod	WR/DB	Montclair St.	1995
Fletcher	Jabari	DL	Appalachian State	2013
Floyd	Marquis	WR	West Georgia	2006-07
Flowers	Nichiren	WR/DB	Nevada	2011
Folkerts	Brian	FB	Washburn	2013
Fontenette	Ken	DB	Houston	2013-*
Franklin	Greg	FB/LB	Sonoma St.	1995
Frantz	Dan	K	Portland St.	2004-05
Fresques	Bobby	QB	Sacramento St.	1996

G				
Gamboa	Juan	K	Sacramento St.	2011
Gant	Julius	OL/DL	M. Tennessee St.	2006-07
Garcia	Aaron	QB	Sacramento St.	2013
Gary	Kyle	WR/DB	Idaho	1998-99
Gatrell	Rob	OL/DL	Fresno St.	2004
Gatto	Nick	K	Arkansas St.	2012
Geathers	Jason	WR/LB	Miami (FL)	2006-07
George	Trestin	DB	San Jose St.	2007-08, 2011
Glover	Phil	FB/LB	Utah	2006-07
Goldstein	Mike	K	N. Arizona	2000
Goodson	Samora	WR	S. Missouri St.	2008, 2011-13
Green	Clifford	WR/DB	Tennessee St.	1999
Graham	Tyrell	FB/LB	Houston	2011
Grieb	Mark	QB	UC Davis	1999-08, 2011-12
Gullory	Bobby	WR	C. Missouri	2011

H				
Haglund	A.J.	K	Central Oklahoma	2007
Harfman	Jacob	K	USC	2012
Harper	Alan	OL/DL	Fresno St.	2006-07
Harvey	Jasper	OL	San Diego St.	2012
Hedgemon	LaBrose	DB	Jackson St.	2012
Hernandez	Sam	OL/DL	Sonoma St.	1998-05
Herrion	Atlas	OL	Albama	2011
Hill	Jai	WR/LB	Indiana (PA)	1997
Hill	Vince	DB	Miles College	2012
Hisatake	Ray	OL	Hawaii	2012
Howard	Anthony	WR/LB	Akron	1995-96
Huddleston	JaJuan	FB/LB	Fresno St.	2006
Huebner	Adam	DL	Purdue	2011
Huerta	Carlos	K	Miami (FL)	1999-2001
Hundon	James	OS	Portland St.	2001-04
Hurd	Roy	WR/LB	Arizona St.	1996
Hypolite	George	DL	Colorado	2011

J				
Jacobs	Joe	OL/DL	Utah State	2001-06
Jackson	Amarrí	WR	South Florida	2013
Jackson	Dexter	LB	Bethune-Cookman	2012
Jennings	Eric	WR/LB	Cal State Hayward	1995
Johnson	Brian	FB/LB	New Mexico	2003-04, 06-07
Johnson	Taurus	WR	South Florida	2012-*
Jones	Andre	DB	Akron	2012
Jones	Larry	OL/DL	Hawaii	1995-96
Jones	Mike	FB/LB	Trinity	1998-2002
Jones	Ron	DL	So. Mississippi	2007
Jones	Ryan	FB/LB	Sous Tech	1997
Jones	Tommy	DS	Fresno St.	1998-2001
Jordan	Kevin	OL/DL	Fresno St.	2004-05
Joseph	Gana	DS	Oklahoma	2003
Joseph	Terrance	DS	Tulsa	2000-01, 06
Juratovac	Adam	OL	Idaho	2011

K				
Kaleo	John	QB	Maryland	1997
Keanaaina	Keala	FB/LB	UC Berkeley	2003-04
Keneley	Matt	OL/DL	USC	1998, 2001-02
Kenney	Darrin	OL/DL	Lycoming	2001-03
Kia	Aaron	OL	Hawaii	2011
Kimbrough	Tony	QB	W. Michigan	1995-96
Kinney	Kevin	OL/DL	Virginia St.	2000
Kinsinger	Matt	FB/LB	Slippery Rock	2002-05, 07
Kirton	Johnie	FB	Washington	2012

L				
Landry	Mike	DL	Southern	2013
Leatiota	Isaac	OL	San Jose St.	2012
LeGrande	Shemiah	DL	Hofstra	2011
Lemon	Shawn	DL/LB	Akron	2012
Lewis	Mark	OL	Oregon	2011-12
Lewis	Ron	OL/DL	Washington St.	1999
Littlejohn	Jeff	DL	M. Tennessee St.	2007

Loney	Dan	OL/DL	Cal Poly-SLO	2002-07	Ruzek	Roger	K	Weber St.	1996
Lopez	Ron	QB	Utah St.	1998	S				
Lowery	Dave	QB	San Diego St.	1995	Sadler	James	DB	SW Oklahoma	2012
Luster	Ramon	OL/DL	Auburn	1997-2000	Sailer	Chris	K	UCLA	2000
Lytle	Brian	OL/DL	Humboldt St.	2001-03	Saintil	Cleannord	WR	Mid. Tennessee St.	2007
M					Schexnayder	Calvin	WR/LB	Washington St.	2004-06
MacFarlane	Curtice	OL/DL	San Jose St.	1998-99	Schmitz	Brian	K	North Carolina	2006
Mack	Tremain	DS	Miami (FL)	2005	Schoettgen	Scott	WR	Willamette	2011-12
Maka	Franco	DL	Hawaii	2011-*	Schorejs	Derek	K	Bowling Green	2005
Martin	Bryan	QB	Weber St.	1998	Scott	Earl	OL/DL	Arkansas	1998
Martin	Tim	DL	Tulsa	2007	Seaton	Travis	WR/DB	San Jose St.	2002
Maslowski	Mike	FB/LB	WI-Lacrosse	1998	Shaw	Ricky	OL/DL	Oklahoma St.	1995-96
Mauf'a	Reagan	FB	Hawaii	2012	Sheppard	Malcolm	DL	Arkansas	2013
Mauf'a	Wesley	DL	W. New Mexico	2013	Silo	Alo	OL/DL	Syracuse	1996
McGill	Tim	DL	Illinois	2012	Simmons	Jamarko	WR	Western Michigan	2013
McGuirk	Garrett	DS	Cal Poly-SLO	1995-98	Smith	Courtney	WR/DB	Central Washington	2011
McIntyre	Kevin	DL	Fresno St.	2007	Smith	Jermaine	DL	Georgia	2012
McKenzie	Kevin	WR/LB	Washington St.	2003, 06	Smith	Omarr	WR/DB	San Jose St.	2000-02, 04-07
McLean	Dwight	DB	Purdue	2011	Southwick	Danny	QB	Occidental	2012
McMillen	Bob	FB/LB	ILL-Benedictine	2001-02	Spencer	James	OL/DL	Syracuse	1996
McNeil	Raymond	OL	Fort Valley State	2013	Stallworth	Larry	WR/DB	Sacramento St.	1998
Michna	Russ	QB	Western Illinois	2013-*	Stevens	Wes	OL/DL	Mid. Tennessee St.	2006
Mickelbart	Paul	OL/DL	Washington St.	1997	Stephenson	Melvin	WR/DB	UTEP	2011
Miller	Charles	OL/DL	Pacific	1995-96	Stewart	Jason	DL	Fresno St.	2012-*
Milligan	Hamin	DS	Houston	2003	Stoyanovich	Billy	K	Michigan St.	1997-99
Mills	Aaron	K	Stanford	1995-96	Sykes	Joe	DL	Southern	2012
Milton	Henry	WR/DB	Sonoma St.	1997	Szerezy	Scott	K	Texas	2003
Morris	Cree	QB	St. Mary's (CA)	1997	T				
Moss	Matt	DL	Texas A&M	2011	Taggart	Tommy	FB	Oklahoma	2012-13
Moten	Eddie	DB	Texas A&M-Kingsville	2011	Talanoa	Ken	OL/DL	Arizona St.	1999-2001
Mudge	Jordan	OL	Nevada	2013-*	Taylor	Tyrone	WR/DB	Sacramento St.	2001
Munoz	Jose	OL/DL	Ball St.	2001	Texada	Kip	DS	McNeese St.	1996
Mustain	Mitch	QB	USC	2013	Thomas	Clewan	DS	Florida St.	2002-07, 2013-*
N					Thomas	Lance	WR/DB	Fresno St.	1997
Neal	JC	DB	NC State	2013	Toler	Burl	WR	California	2011
Nelson	Ben	WR	St. Cloud St.	2006-07, 2011-12	Tu'u'a	Fitu	OL/DL	Fresno St.	2006
Nelson	Leonard	FB/LB	Sacramento St.	1996-99	Tuupo	Tupo	FB/LB	Washington St.	2004
Noga	Al	OL/DL	Hawaii	1996-97	Tyson	Gus	FB/LB	Virginia Union	2011
Norwood	Eric	DL	South Carolina	2013	U				
Nwokocha	Chido	WR	Ohio	2011	Ulufale	Mike	OL/DL	BYU	2000-02
Nyenhus	Gabe	DL	Colorado	2011-12	V				
O					Vamer	Tanner	DB/LB	Northern Iowa	2012
Obeng	William	OL	San Jose St.	2007	Vasquez	Luis	DB	Arizona State	2013-*
O'Brien	Joe	OL/DL	Boise St.	1996, 98	Viney	Courtney	DL	New Mexico St.	2012
Octavian	Steve	LB	Nebraska	2013	W				
O'Neal	Jamarlo	DB	Ohio State	2011	Wagner	Barry	WR/DB	Alabama A&M	2000-06
P					Warren	Justin	DL	Texas A&M	2013
Paglia	John	K	Charleston Southern	2012	Warren	Steve	FB/LB	Nebraska	2005
Papin	Steve	OS	Portland St.	1997-2001	Watkins	TJ	OL	Clemson	2013
Pauley	Charles	WR/DB	San Jose St.	2004, 06	Watson	Steve	LB	SW Missouri St.	2007
Pawlawski	Mike	QB	UC Berkeley	1995	Webb	David	OL/DL	USC	1997
Peace	Tyrone	WR/DB	Chico St.	1998-99	Wells	Jason	K	Furman	2001
Perez	Louis	K	UCLA	1995-96	West	Cornel	WR/DB	Nevada	1998
Perkins	Tracey	DS	Lamar	2001	Whelihan	Craig	QB	Pacific	2007
Perri	Chris	DL	Stony Brook	2011	Whittaker	Huey	WR	South Florida	2012-*
Pertuit	Nich	K	UIW (San Antonio)	2012-*	Williams	Fred	WR	St. Cloud St.	2012-13
Petithomme	Tom	FB/LB	San Jose St.	1995-96, 99	Williams	Gary	OL/DL	North Carolina St.	2002-07
Phillips	Eric	DL	Southern Miss	2011	Williams	James	FB/LB	Mississippi St.	2002-03
Phillips	Melvin	WR/DB	TX A&M-Kingsville	1998	Williams	Michael	WR/DB	Sonoma St.	1995
Pittman	Cedric	OL/DL	Nevada	2003, 05	Williams	Todd	OL	Florida St.	2007
Plantin	Tony	OL/DL	Clemson	2005	Willis	Jason	WR	Oregon	2013-*
Pollard	Darryl	DS	Weber St.	1995	Winters	Scott	K	SW Baptist	1997
Pollard	William	WR/DB	Notre Dame	1997	Wood	Scott	QB	St. Mary's (CA)	1995-00, 02
Poti	Ako	DL	Penn State	2012	Worley	Jason	OL/DL	Eastern Kentucky	2000
Poutivaati	Sai	OL/DL	Oregon St.	1998-2001	Wray	Spencer	WR/DB	Arizona	1995-96
Powell	Robbie	OL	Purdue	2011-12	Wright	Charles	WR/DB	Tulsa	1997
Presbury	Robert	OL/DL	Delaware St.	1996-97	Wright	Rodney	WR/DB	Fresno St.	2005-08, 2011
R					Wyman	Devin	OL/DL	Kentucky St.	2003-05
Ranglin	Rich	OL	Cent. Conn. St.	2012-*	Y				
Reddick	Troy	OL	Auburn	2007	Yarnell	Lucas	OL/DL	SW Louisiana	2000
Reed	Chuck	OL/DL	UNLV	2002-07					
Reese	Jerry	WR/LB	San Jose St.	1995-96, 99-04					
Rice	Anthony	WR/DB	LaVerne	1999					
Richards	Ira	OL/DL	Central Oklahoma	1995-96					
Richards	Rex	OL/DL	Texas Tech	2005-06					
Robinson	Steve	OL/DL	Utah St.	1999-2000					
Roe	James	WR/LB	Norfolk St.	2000-08, 2011-13					
Rogers	Daryl	WR/LB	Pacific	1997-98					
Rolovich	Nick	QB	Hawaii	2004-05					
Ruffin	Jeff	OL/DL	Illinois	2005-06					
Russell	Jeff	WR/LB	Pacific	1997-98					



RECORDS

SCORING	
POINTS	
Career	
1,658	James Roe (2000-08, 2011-13)
760	Steve Papin (1997-2001)
Season	
264	Rashied Davis (2005)
240	James Roe (2007)
228	Steve Papin (2000)
Game	
42	Cleannord Saintil, vs. GEO (6/21/08)
42	Rashied Davis, at COL (4/22/05)
42	Rashied Davis, at LV (3/28/05)
42	James Roe, at TB (4/4/04)
TOUCHDOWNS	
Career	
291	James Roe (2000-08, 2011-13)
126	Steve Papin (1997-2001)
Season	
44	Rashied Davis (2005)
40	James Roe (2007)
38	Steve Papin (2000)
Game	
7	Cleannord Saintil, vs. GEO (6/21/08)
	Rashied Davis, at COL (4/22/05)
	Rashied Davis at LV (3/28/05)
	James Roe at TB (4/4/04)

PASSING	
ATTEMPTS	
Career	
5,629	Mark Grieb (1999-2008, 2011-12)
694	Tony Kimbrough (1995-96)
677	Scott Wood (1995-97, 99-2002)
Season	
704	Mark Grieb (2012)
675	Mark Grieb (2011)
606	Mark Grieb (2006, 2008)
Game	
59	Mark Grieb, vs. ARI (3/10/12)
56	Mark Grieb, at MIL (6/2/12)
55	Mark Grieb, at NO (4/5/08)
COMPLETIONS	
Career	
3,885	Mark Grieb (1999-2008, 2011-12)
415	Tony Kimbrough (1995-96)
367	Scott Wood (1995-97, 1999-2002)
Season	
476	Mark Grieb (2012)
455	Mark Grieb (2011)
415	Mark Grieb (2008)
Game	
38	Mark Grieb, at NO (4/5/08)
37	Mark Grieb, at CHI (3/9/07)
35	Mark Grieb, at NO (4/13/07)
YARDS	
Career	
47,901	Mark Grieb (1999-2008, 2011-12)
4,823	Tony Kimbrough (1995-96)
4,771	Scott Wood (1995-97, 1999-2002)
Season	
5,744	Mark Grieb (2012)
5,312	Mark Grieb (2011)
4,841	Mark Grieb (2006)
Game	
445	Mark Grieb, at NO (4/13/07)
435	Mark Grieb, at MIL (6/2/12)
432	Mark Grieb, vs. ARI (3/10/12)
300-YARD GAMES	
Season	
10	Mark Grieb (2012)
8	Two Times, Last: Mark Grieb (2011)
6	Mark Grieb (2007)
TOUCHDOWNS	
Career	
922	Mark Grieb (1999-2008, 2011-12)
80	Tony Kimbrough (1995-96)
72	Scott Wood (1995-97, 1999-2002)
Season	
112	Mark Grieb (2012)
100	Two Times, Last: Mark Grieb (2008)
95	Mark Grieb (2011)

Game	
10	Two Times, Last: Mark Grieb, at MIL (6/2/012)
9	Eight Times, Last: Mark Grieb, vs. CHI (5/26/12)
COMPLETION PERCENTAGE	
Career (500 Attempts)	
67.1	Mark Grieb (1999-2008, 2011-12)
59.6	Tony Kimbrough (1995-96)
54.2	Scott Wood (1995-97, 1999-2002)
Season (100 Attempts)	
73.0	Mark Grieb (2004)
71.0	Mark Grieb (2007)
68.6	Mark Grieb (2001)
Game (15 Attempts)	
100.0	Mark Grieb, at COL (4/22/05)
88.5	Mark Grieb, vs. TB (3/31/07)
88.2	Russ Michna, at PIT (7/13/13)
QB RATING	
Career (500 Attempts)	
121.5	Mark Grieb (1999-2008, 2011-12)
98.6	Tony Kimbrough (1995-96)
89.1	Scott Wood (1995-97, 1999-2002)
Season	
133.9	Mark Grieb (2001)
133.5	Mark Grieb (2004)
129.9	Mark Grieb (2000)
Game (15 Attempts)	
158.3	Mark Grieb, at COL (4/22/05)
158.3	Mark Grieb, vs. LV (3/20/04)
158.3	Mark Grieb, vs. COL (3/14/04)
INTERCEPTED	
Career	
142	Mark Grieb (1999-2008, 2011-12)
23	Scott Wood (1995-97, 99-2002)
17	Tony Kimbrough (1995-96)
Season	
25	Mark Grieb (2011)
20	Mark Grieb (2012)
Game	
5	Aaron Garcia vs. SPO (4/719/13)
4	Mark Grieb vs. ARI (5/7/11)

RUSHING	
ATTEMPTS	
Career	
158	Brian Johnson (2004, 2006-08)
154	Derrick Chachere (1995-2000)
148	Matt Kinsinger (2002-05, 07)
Season	
99	Chad Cook (2011)
55	Phil Glover (2006)
50	Brian Johnson (2008)
Game	
13	Chad Cook, at PIT (5/14/11)
11	Chad Cook, vs. SPO (3/11/11)
	Brian Johnson, at KC (3/29/07)
9	Four Times, Last: Brian Johnson, vs. COL (4/6/07)
YARDS	
Career	
442	Derrick Chachere (1995-2000)
440	Matt Kinsinger (2002-05, 07)
400	Tom Petithomme (1995-96, 1999)
Season	
307	Chad Cook (2011)
250	Keala Keanaaina (2003)
214	Tom Petithomme (1996)
Game	
69	Tom Petithomme, at ANA (7/4/96)
63	Chad Cook, at PIT (5/14/11)
53	Mike Jones, vs. TB (7/24/99)
20-YARD GAMES	
Season	
6	Keala Keanaaina (2003)
4	Mike Maslowski (1998)
	Tom Petithomme (1995-96)
TOUCHDOWNS	
Career	
58	Barry Wagner (2000-06)
43	Steve Papin (1997-2001)
36	Matt Kinsinger (2002-05, 2007)
Season	
30	Chad Cook (2011)

18	Barry Wagner (2003)
15	Phil Glover (2006)
Game	
4	Chad Cook, vs. UTH (4/8/11)
	Aaron Bailey, at CHI (3/9/03)
3	25 Times, Last: Jabari Fletcher, vs. PIT (6/8/13)

RECEIVING RECEPTIONS

Career	
850	James Roe (2000-08, 2011-12)
340	Barry Wagner (2000-06)
	Rodney Wright (2005-08, 2011-12)
Season	
134	Rodney Wright (2008)
127	James Roe (2007)
120	Cleannord Saintil (2008)
Game	
18	Cleannord Saintil, vs. DAL (3/22/08)
18	Jason Geathers, at NO (4/5/08)
14	Three Times, Last: Ben Nelson, at LA (3/4/07)

10-RECEPTION GAMES

Career	
27	James Roe (2000-08, 2011-12)
9	James Hundon (2001-04)
8	Ben Nelson (2006-07)
Season	
7	Rodney Wright (2008)
5	Cleannord Saintil (2008)
5	Ben Nelson (2007)
	James Roe (2006)

YARDS

Career	
11,034	James Roe (2000-07, 2011-12)
4,648	James Hundon (2001-04)
4,282	Steve Papin (1997-2001)

Season	
1,560	James Roe (2007)
1,503	Cleannord Saintil (2008)
1,471	Samora Goodson (2012)
1,464	James Hundon (2002)

Game	
232	Steve Papin, at LA (7/8/00)
203	Ben Nelson, vs. ARI (4/2/06)
202	Steve Papin, at ANA (7/5/97)

100-YARD GAMES

Career	
40	James Roe (2000-08, 2011-12)
22	James Hundon (2001-04)
17	Steve Papin (1997-2001)
Season	
9	Ben Nelson (2007)
8	James Roe (2007)
7	Nine Times, Last: Jason Willis (2013)

TOUCHDOWNS

Career	
287	James Roe (2000-07, 2011-13)
99	James Hundon (2001-04)
76	Jerry Reese (1995-96, 99-2004)

Season	
40	James Roe (2007)
35	James Hundon (2002)
	Jason Willis (2013)

Game	
7	James Roe, at TB (4/4/04)
6	James Roe, vs. LA (4/21/07)
	Rashied Davis, at COL (4/22/05)

KICKOFF RETURNS

RETURNS

Career	
263	Steve Papin (1997-2001)
139	Rodney Wright (2005-08, 2011-12)
129	Clevan Thomas (2002-08)
Season	
74	Steve Papin (1999)
72	Steve Papin (1998)
71	Ruschard Dodd-Masters (2012)
Game	
11	Ruschard Dodd-Masters vs. ARI (3/10/12)
10	Rodney Wright, at ORL (5/3/08)
10	Clevan Thomas, at LA (2/9/03)

YARDS

Career	
5,828	Steve Papin (1997-2001)
2,833	Clevan Thomas (2002-08)
2,938	Rodney Wright (2005-08, 2011-12)

Season	
1,632	Steve Papin (1998)
1,601	Steve Papin (1999)
1,479	Steve Papin (2000)

Game	
239	Titus Dixon, at MIL (7/19/86)
235	Rashied Davis, vs. GR (3/18/05)
216	Rashied Davis, at LA (2/20/05)

TOUCHDOWNS

Career	
16	Steve Papin (1997-2001)
11	Clevan Thomas (2002-08)
10	Rashied Davis (2003-05)

Season	
6	Rashied Davis (2005)
	Clevan Thomas (2002)
	Steve Papin (1999)

Game	
4	Rashied Davis (2004)
	Clevan Thomas (2003)
	Steve Papin (1998)

Game	
2	Seven Times, Last: Fred Williams, vs. CLE (5/4/13)

MISSED FIELD GOAL RETURNS

RETURNS

Career	
40	Steve Papin (1997-2001)
36	Titus Dixon (1995-97)
21	Clevan Thomas (2002-08)

Season	
14	Titus Dixon (1996)
13	Steve Papin (1999)
12	Titus Dixon (1997)

Game	
4	Steve Papin, vs. HOU (4/15/00)
3	Four Times, Last: Clevan Thomas, vs. BUF (3/14/03)

YARDS

Career	
916	Steve Papin (1997-2001)
705	Titus Dixon (1995-97)
416	Clevan Thomas (2002-08)

Season	
396	Steve Papin (1999)
303	Titus Dixon (1997)
237	Titus Dixon (1996)

Game	
96	Steve Papin, vs. POR (5/8/99)
92	Steve Papin, vs. HOU (4/15/00)
76	Titus Dixon, at ARI (5/4/96)

TOUCHDOWNS

Career	
2	Rodney Wright (2005-07, 2011-12)
	Titus Dixon (1997-2001)
	Steve Papin (1999-2001)
	Clevan Thomas (2002-08)

Season	
1	Rodney Wright (2005, 2012)
	Clevan Thomas (2002)
	Steve Papin (1999-2000)
	Titus Dixon (1996-97)

Game	
1	Seven Times, Last: Rodney Wright, vs. SPO (6/23/12)

ALL-PURPOSE YARDS

Career	
11,352	Steve Papin (1997-2001)
11,034	James Roe (2000-07, 2011-12)
6,641	Barry Wagner (2000-06)

Season	
3,190	Steve Papin (1998)
3,135	Steve Papin (1999)
2,957	Steve Papin (2000)

Game	
380	Steve Papin, at LA (7/8/00)
356	Steve Papin, vs. NE (6/9/00)
341	Rashied Davis, vs. GR (3/18/05)

200-YARD GAMES

Career	
31	Steve Papin (1997-2001)
11	Titus Dixon (1995-97)
8	Rashied Davis (2003-05)
Season	
10	Steve Papin (1998)
8	Steve Papin (1999-2000)
5	Rashied Davis (2005)
	Titus Dixon (1996)

COMBINED RETURNS

RETURNS

Career	
303	Steve Papin (1997-2001)
159	Titus Dixon (1995-97)
150	Clevan Thomas (2002-08)
Season	
87	Steve Papin (1999)
83	Steve Papin (1998)
74	Steve Papin (2000)
Game	
11	Two Times, Last: Ruschard Dodd-Masters, vs. ARI (3/10/12)
10	Three Times, Last: Clevan Thomas, at LA (2/9/03)

YARDS

Career	
6,744	Steve Papin (1997-2001)
3,249	Clevan Thomas (2002-08)
3,044	Titus Dixon (1995-97)
Season	
1,997	Steve Papin (1999)
1,834	Steve Papin (1998)
1,677	Steve Papin (2000)
Game	
252	Clevan Thomas, vs. CHI (6/15/02)
249	Steve Papin, vs. NE (6/9/00)
247	Clevan Thomas, vs. BUF (3/14/03)

TOUCHDOWNS

Career	
18	Steve Papin (1997-2001)
12	Clevan Thomas (2002-07)
10	Rashied Davis (2003-05)
Season	
7	Clevan Thomas (2002)
	Steve Papin (1999)
6	Rashied Davis (2005)
4	Five Times, Last: Rashied Davis (2004)
Game	
3	Clevan Thomas, vs. CHI (6/15/02)
2	Five Times, Last: Rodney Wright, at LV (6/25/07)

KICKING

POINTS

Career	
337	A.J. Haglund (2007-08)
282	Daron Alcorn (2001-03)
236	Dan Frantz (2004-05)
Season	
198	Juan Gamboa (2011)
179	A.J. Haglund (2008)
158	A.J. Haglund (2007)
Game	
19	A.J. Haglund (2008)
18	Carlos Huerta, vs. ARI (5/15/99)
17	Chris Sailer, vs. NE (6/9/00)

FIELD GOALS MADE

Career	
31	A.J. Haglund (2007-08)
24	Billy Stoyanovich (1997-98)
23	Carlos Huerta (1999-2001)
Season	
21	A.J. Haglund (2008)
18	Carlos Huerta (1999)
17	Billy Stoyanovich (1998)
Game	
4	A.J. Haglund, vs. ARI (3/15/08)
4	Carlos Huerta, vs. ARI (5/15/99)
3	Nine Times, Last: A.J. Haglund, at GEO (3/24/07)

FIELD GOAL ATTEMPTS

Career	
60	Billy Stoyanovich (1997-98)
49	Carlos Huerta (1999-2001)

43	A.J. Haglund (2007-08)
Season	
45	Billy Stoyanovich (1998)
37	Carlos Huerta (1999)
25	A.J. Haglund (2008)
Game	
7	Carlos Herta, vs. ARI (5/15/99)
	Scott Winters, at IOW (6/14/97)
6	Three Times, Last: Billy Stoyanovich, vs. TB (5/1/98)

EXTRA POINTS MADE

Career	
264	Daron Alcorn (2001-03)
262	A.J. Haglund (2007-08)
225	Nich Peruit (2012-2013)
Season	
128	A.J. Haglund (2007)
124	A.J. Haglund (2008)
122	Nich Peruit (2013)
Game	
11	Nine Times, Last: Nich Peruit, at ARI (5/5/12)
Consecutive	
59	A.J. Haglund (2008)
56	Carlos Huerta (1999)
34	Daron Alcorn (2003)

EXTRA POINT ATTEMPTS

Career	
315	Nich Peruit (2012-2013)
264	Daron Alcorn (2001-03)
245	Dan Frantz (2004-05)
Season	
179	A.J. Haglund (2008)
141	Juan Gamboa (2011)
138	A.J. Haglund (2007)
Game	
13	Dan Frantz, at COL (4/22/05)
12	Three Times, Last: Dan Frantz, vs. DAL (4/15/05)

TACKLES

Career	
492	Clevan Thomas (2002-08, 2013)
488	Omar Smith (2000-02, 04-08)
389	Barry Wagner (2000-06)
Season	
114	Omar Smith (2000-02, 04-08)
107	Ken Fontenette (2013)
96.5	J.C. Neal (2013)
Game	
13	Steve Watson, at NSH (5/25/07)
13	Lee Cole, vs. COL (5/26/01)
11	Two Times; Last: Terrance Joseph, at UTH (3/4/06)

SOLO TACKLES

Career	
427	Clevan Thomas (2002-08, 2013)
396	Omar Smith (2000-02, 04-08)
302	Barry Wagner (2000-06)
Season	
101	Omar Smith (2008)
97	Ken Fontenette (2013)
83	J.C. Neal (2013)
Game	
12	Vince Hill at UTA (3/24/12)
11	Steve Watson, at NSH (5/25/07)
	Terrance Joseph, at UTH (3/4/06)
	Lee Cole, vs. ORL (5/26/01)

ASSISTED TACKLES

Career	
113	Clevan Thomas (2002-08)
110	Shalon Baker (1998-2005)
87	Barry Wagner (2000-06)
Season	
43	Steve Watson (2008)
33	Steve Watson (2007)
30	Clevan Thomas (2008)
30	Marquis Floyd (2008)
Game	
7	Steve Watson vs. GEO (6/21/08)
7	Clevan Thomas, at TB (4/27/02)
6	Eight Times, Last: Huey Whittaker, vs. CLE (5/4/13)

TACKLES FOR LOSS

Career	
26.0	Joe Jacobs (2001-06)

18.0	Joe Sykes (2012)
14.5	Ron Jones (2007-08)
14.5	George Williams (2002-07)
Season	
18.0	Joe Sykes (2012)
13.0	Francis Maka (2013)
11.5	Jason Stewart (2013)
9.5	Ron Jones (2007)
7.5	Terrance Carter (2013)
Game	
5.0	Joe Sykes, vs. IOWA (4/28/12)
3.0	Ron Jones, vs. UTH (4/28/07)
3.0	Joe Jacobs, at CHI (2/26/06)
3.0	Howard Butler, vs. ARI (4/29/00)

INTERCEPTIONS

65	Clevan Thomas (2002-08)
27	Omarr Smith (2000-02, 04-08)
24	Pat McGuirk (1995-98)
Season	
15	Clevan Thomas (2013)
13	Clevan Thomas (2003)
11	Tommy Jones (1998)
Game	
3	Five Times, Last: Clevan Thomas, vs. ORL (3/29/13)

RETURN YARDS

Career	
910	Clevan Thomas (2002-08,13)
396	Omarr Smith (2000-02, 04-08)
302	Pat McGuirk (1995-98)
Season	
334	Clevan Thomas (2013)
202	Pat McGuirk (1995)
177	Clevan Thomas (2003)
Game	
89	Clevan Thomas vs. CHI (7/27/13)
80	Clevan Thomas vs. SAT (7/6/13)
68	Pat McGuirk, at MIA (6/3/95)

TOUCHDOWN RETURNS

Career	
12	Clevan Thomas (2002-08, 13)
7	Omarr Smith (2000-02, 04-07)
4	James Roe (2000-07, 2011-13)
	Bary Wagner (2000-06)
	Huey Whittaker (2012-13)
Season	
6	Clevan Thomas (2013)
4	Huey Whittaker (2013)

Game	
2	Twice, Last: Clevan Thomas, vs. CHI (7/27/13)

PASSES DEFENSED

Career	
133	Clevan Thomas (2002-08,13)
67	Omarr Smith (2000-02, 04-08)
64	Pat McGuirk (1995-98)
Season	
26	Pat McGuirk (1998)

25	Clevan Thomas (2013)
22	Ken Fontenette (2013)
Game	
6	Clevan Thomas, at TB (5/11/03)
	Herschel Currie, at GRR (4/24/99)
5	Two Times, Last: Omarr Smith, at DET (2/5/04)

SACKS

Career	
38.5	Sam Hernandez (1998-2005)
24.0	Francis Maka (2011-13)
16.5	Joe Jacobs (2001-06)
Season	
16.0	Joe Sykes (2012)
12.0	Sam Hernandez (2000)
11.5	Francis Maka (2013)
Game	
4.0	Joe Sykes at IOWA (4/28/12)
3.0	Jason Stewart at PIT (7/13/13), vs. CHI (7/27/13)
2.5	Alan Harper, at UTA (6/9/07)
	Sam Hernandez, vs. HOU (4/15/00)
	Joe Sykes, vs. ORL (6/8/12)

FUMBLES

Career	
19	Bary Wagner (2000-06)
16	Sam Hernandez (1998-2005)
14	Clevan Thomas (2000-08)
Season	
9	Bary Wagner (2000)
7	Sam Hernandez (2000)
6	Gabe Nyenhuis (2012)
Game	
2	13 Times, Last: Joe Sykes, vs SA (4/6/12)

RECOVERIES

Career	
11	Clevan Thomas (2000-08)
7	Shalon Baker (1998-2005)
7	Joey Dozier (2000-01, 05)
7	Phil Glover (2006-07)
Season	
4	Phil Glover (2007)
4	Joey Dozier (2000)
4	Jason Stewart (2013)
Game	
2	Seven Times, Last: Huey Whittaker vs SPO (6/23/12)

BLOCKED KICKS

EXTRA POINTS	
Season	
2	Steve Watson (2007)
1	Six Times
Game	
1	16 Times, Last: Jermaine Smith, at CHI (6/30/12)

FIELD GOAL BLOCKS

Season	
1	Six Times
Game	
1	Seven Times, Last: Tim McGill, vs, KC (4/21/12)

TEAM RECORDS

WON-LOST

WINS	
Season	
13	2013, 2007, 2002
12	2012, 2003, 2000
11	2004, 2008
Season	
11	2011
8	1999, 1996
7	2005, 1998
LOST	
Season	
11	2011
8	1999, 1996
7	2005, 1998
CONSECUTIVE GAMES	
Wins	
15	5/6/00 to 5/5/01
Wins, Season	
12	4/20/02 to 7/5/02
Wins, Home	
14	3/17/06 to 6/16/07
14	6/16/01 to 3/28/03

Wins, Road	
7	5/6/00 to 4/28/01
Lost	
7	5/7/11 to 6/25/11
Lost, Season	
7	5/7/11 to 6/25
Lost, Home	
3	8/2/97 to 5/9/98
Lost, Road	
6	6/22/96 to 5/30/97

POINTS

Most, Season	
1,143	2012
Average Per Game, Season	
63.5	2012
Most, Game	
89	at COL (4/22/05)
85	vs. NE (6/9/00)
Fewest, Season	
524	1995

Fewest Per Game, Season	
38.3	1996
Fewest, Game	
18	vs. ANA (4/26/96)
Most First Half	
62	at MIL (6/26/98)
Most Second Half	
55	vs. JAC (7/1/11)
Most, First Quarter	
29	vs. LA (5/27/00)
Most, Second Quarter	
41	at MIL (6/26/98)
Most, Third Quarter	
30	vs. NE (6/9/00)
Most, Fourth Quarter	
34	at LA (2/20/05)
TOUCHDOWNS	
Most, Season	
165	2012
Most, Game	

13 at COL (4/22/05)

Fewest, Season
72 1996

Fewest, Game
2 vs. TB (5/16/98)

TWO-POINT CONVERSIONS

Most, Season
6 2006

Most, Game
3 at IOW (5/6/00)

Most Attempts, Season
18 1995

Most Attempts, Game
4 Three Times, Last: at OK (6/24/01)

TOTAL OFFENSE

NET YARDS

Most, Season
6,085 2012

Most, Game
444 vs. FLA (6/30/01)

Fewest, Season
3,011 1995

Fewest, Game
132 vs. ARI (5/15/99)

OFFENSIVE PLAYS

Most, Season
877 2011

Most, Game
64 Twice, Last: at SA (5/19/12)

Fewest, Season
524 1995

Fewest, game
27 at COL (4/22/05)
vs. BUF (7/22/00)

FIRST DOWNS

Most, Season
427 2011

Most, Game
32 Two Times, Last: at SA (5/19/12)

Fewest, Season
157 1995

Fewest, Game
6 vs. ARI (5/15/99)

PASSING

ATTEMPTS

Most, Season
718 2011

Most, Game
59 vs. ARI (3/10/12)

Fewest, Season
387 1995

Fewest, Game
17 at COL (4/22/05)

COMPLETIONS

Most, Season
485 2012

Most, Game
38 at NO (4/5/08)

Fewest, Season
232 1995

Fewest, Game
9 vs. NJ (6/27/97)

NET YARDS

Most, Season
5,758 2012

Most, Game
441 at NO (4/13/07)

Fewest, Season
2,618 1995

Fewest, Game
101 vs. ARI (8/2/96)

TOUCHDOWNS

Most, Season
113 2012

Most, Game
10 Two Times, Last: at MIL (6/2/12)

INTERCEPTIONS

Most, Season

25 2011

Most, Game
5 at SPO (4/19/13)

SACKED

Most, Season
22 2004

Most, Game
6 vs. LOS (5/7/05)

RUSHING

ATTEMPTS

Most, Season
169 2003

Most, Game
20 at POR (6/5/99)

Fewest, Season
100 2007

Fewest, Game
1 vs. LOS (3/12/06)

YARDS

Most, Season
589 2003

Most, Game
93 at ANA (7/4/96)

Fewest, Season
147 2008

Fewest, Game
(-11) at TB (6/14/08)

TOUCHDOWNS

Most, Season
47 2003

Most, Game
6 Six Times, Last: at TB (4/7/06)

KICKOFF RETURNS

RETURNS

Most, Season
122 2011

Most, Game
11 vs. ARI (3/10/12)

YARDS

Most, Season
2,165 2011

Most, Game
239 at MIL (7/19/96)

TOUCHDOWNS

Most, Season
7 2007, 2005, 2003

Most, Game
2 Nine Times, Last: at LVS (6/25/07)

MISSED FIELD GOAL RETURNS

RETURNS

Most, Season
19 1997, 1996

Most, Game
4 Two Times, Last: vs HOU (4/15/00)

YARDS

Most, Season
415 1999

Most, Game
96 vs. POR (5/8/99)

TOUCHDOWNS

Most, Season
1 1996, 97, 99, 2000, 02, 05

Most, Game
2 Six Times, Last: at COL (4/22/05)

COMBINED RETURNS

RETURNS

Most, Season
144 2011

Most, Game
12 vs. NE (6/9/00)

YARDS

Most, Season
2,434 2011

Most, Game
257 vs. DAL (4/15/05)

TOUCHDOWNS

Most, Season

9 2012

Most, Game
3 vs. CHI (6/15/02)

INTERCEPTIONS

Most, Season
28 2013, 2003

Most, Game
4 Nine times, Last: LVS (5/12/07)

RETURN YARDS

Most, Season
507 2013

Most, Game
104 vs. LVS (5/12/07)

RETURN TOUCHDOWNS

Most, Season
12 2013

Most, Game
2 Six Times, Last: vs CHI (7/27/13)

PASSES DEFENSED

Most, Season
96 2007, 1998

Most, Game
14 at FLA (5/18/96)

SACKS

Most, Season
42 2012

Most, Game
7 at IOWA (4/28/12)

YARDS

Most, Season
229 2012

Most, Game
41 at IOWA (4/28/12)

SAFETIES

Most, Season
5 2001

Most, Game
2 Two Times, Last: at ARI (7/6/01)

PENALTIES

Most, Season
166 2011

Most, Game
19 vs. NSH (5/30/98)

Fewest, Season
97 1995

Fewest, Game
1 at ARI (6/6/98)

YARDS

Most, Season
1,154 2011

Most, Game
125 vs. ARI (4/29/00)

Fewest, Season
481 1995

Fewest, Game
4 vs. CLS (5/13/06)

TURNOVERS

Most, Season
41 2011

Most, Game
6 at NY (7/25/98)

MARGIN OF VICTORY

68 at PIT (7/13/13) 78-20

56 vs. OK (5/5/01) 73-17

53 vs. HOU (7/21/01) 80-27

48 at COL (4/22/05) 78-25

43 at IOWA 76-33

40 vs. ARI (6/16/07) 66-26

40 vs. COL (2/22/03) 80-40

40 vs. HOU (4/15/00) 54-14

SCORING

NO	PLAYER	NON-KICKING					TOT
		TD	REC	RUS	RET	2PT	
1.	James Roe (2000-08, 2011-12)	279	336	2	0	2	1,736
2.	Steve Papin (1997-2001)	127	65	43	18	2	766
3.	Barry Wagner (2000-06)	115	55	58	2	2	694
4.	James Hundon (2001-04)	99	99	0	0	1	596
5.	Jerry Reese (1995-96, 99-04)	79	76	0	0	0	474

NO	PLAYER	KICKING				TOT
		XPM	XPA	FGM	FGA	
1.	A.J. Haglund (2007-08)	244	262	31	43	337
2.	Daron Alcorn (2001-03)	231	264	24	60	303
3.	Dan Frantz (2004-05)	209	245	23	50	278
4.	Carlos Huerta (1999-2001)	139	143	17	34	190
5.	Brian Schmitz (2006)	99	116	16	32	147

NO	PLAYER	PASSING YARDS						
		ATT	CMP	PCT	YDS	TD	INT	LG
1.	Mark Grieb (1999-2008, 2011-12)	5,788	3,887	67.1	47,901	922	142	49
2.	Tony Kimbrough (1995-96)	695	414	59.6	4,823	80	18	48
3.	Scott Wood (1995-97, 99-02)	677	367	54.2	4,771	72	23	49
4.	Ron Lopez (1998)	352	200	56.8	2,769	47	8	48
5.	John Dutton (2000-02)	316	189	59.8	2,570	48	9	47

NO	PLAYER	RECEIVING YARDS				
		REC	YDS	AVG	TD	LG
1.	James Roe (2000-08, 2011-12)	905	11,034	13.2	277	47
2.	James Hundon (2001-04)	307	4,648	15.1	99	45
3.	Steve Papin (1997-2001)	326	4,284	13.1	65	48
4.	Barry Wagner (2000-06)	340	3,873	11.4	55	47
5.	Shalon Baker (1998-2005)	263	3,575	13.6	61	48

NO	PLAYER	RUSHING YARDS				
		RUS	YDS	AVG	TD	LG
1.	Derrick Chachere (1995-2000)	154	442	2.9	34	20
2.	Matt Kinsinger (2002-05, 07)	148	440	3.0	36	20
3.	Tom Pelitfomme (1995-96, 99)	89	400	4.5	16	39
4.	Mike Jones (1998-2002)	104	328	3.2	15	28
5.	Steve Papin (1997-2001)	145	326	2.3	43	32

NO	PLAYER	KICK RETURN YARDS				
		RET	YDS	AVG	TD	LG
1.	Steve Papin (1997-2001)	263	5,828	22.2	16	57
2.	Rodney Wright (2005-08, 2011-12)	139	2,938	21.4	4	58
3.	Clevan Thomas (2002-08)	129	2,833	21.9	11	58
4.	Titus Dixon (1995-97)	119	2,339	19.2	7	58
5.	Rashied Davis (2003-05)	93	2,273	24.4	10	58

NO	PLAYER	MISSED FIELD GOAL RETURN YARDS				
		RET	YDS	AVG	TD	LG
1.	Steve Papin (1997-2001)	40	916	22.9	2	58
2.	Titus Dixon (1995-97)	36	705	19.6	2	57
3.	Clevan Thomas (2002-08)	21	416	19.8	1	52
4.	Barry Wagner (2000-06)	17	242	14.2	0	39
5.	Jerry Reese (1995-96, 99-04)	7	161	23.0	0	48

NO	PLAYER	COMBINED RETURN YARDS				
		RET	YDS	AVG	TD	LG
1.	Steve Papin (1997-2001)	303	6,744	22.3	18	58
2.	Clevan Thomas (2002-08)	150	3,249	21.7	12	58
3.	Titus Dixon (1995-97)	159	3,044	19.1	9	58
4.	Rodney Wright (2005-08, 2011-12)	144	3,105	21.6	6	57
5.	Rashied Davis (2003-05)	131	2,389	18.2	10	58

NO	PLAYER	INTERCEPTIONS				
		INT	YDS	AVG	TD	LG
1.	Clevan Thomas (2002-08)	50	576	11.5	6	44
2.	Omarr Smith (2000-02, 04-08)	27	396	14.7	7	48
3.	Pat McGuirk (1995-98)	24	302	12.6	1	40
4.	Barry Wagner (2000-06)	19	222	11.7	4	50
5.	Marquis Floyd (2006-08)	19	284	14.9	2	51

YARDS FROM SCIMMAGE

NO	PLAYER	TOT	REC	RUS
2.	James Hundon (2001-04)	4,648	4,648	0
3.	Steve Papin (1997-2001)	4,608	4,282	326
4.	Barry Wagner (2000-06)	4,133	3,873	260
5.	Shalon Baker (1998-2005)	3,693	3,575	118

SACKS

NO	PLAYER	SACKS
2.	Joe Jacobs (2001-06)	16.5
3.	Joe Sykes (2012)	16.0
4.	Ronald Jones (2007-08)	12.0
5.	Mike Ulufale (2000-02)	11.5

TACKLES

NO	PLAYER	TACKLES
2.	Clevan Thomas (2002-08)	418.0
3.	Barry Wagner (2000-06)	345.0
4.	Pat McGuirk (1995-98)	225.5
5.	Shalon Baker (1998-2005)	183.0

TACKLES FOR LOSS

NO	PLAYER	TACKLES FOR LOSS
2.	Joe Sykes (2012)	18.0
3.	Sam Hernandez (1998-2005)	14.5
4.	George Williams (2002-07)	14.5
5.	Barry Wagner (2000-06)	12.5

FUMBLES FORCED

NO	PLAYER	FUMBLES FORCED
2.	Sam Hernandez (1998-2005)	17
3.	Clevan Thomas (2002-08)	14
4.	Marquis Floyd (2006-08)	10
5.	Joe Jacobs (2001-06)	9

FUMBLES RECOVERED

NO	PLAYER	FUMBLES RECOVERED
2.	Shalon Baker (1998-2005)	7
3.	Joey Dozier (2000-02, 05)	7
4.	Two Players Tied	6
5.	Five Players Tied	5

PASSES DEFENSED

NO	PLAYER	PASSES DEFENSED
2.	Omarr Smith (2000-02, 04-08)	67
3.	Pat McGuirk (1995-98)	64
4.	Barry Wagner (2000-06)	46
5.	Tommy Jones (1998-2001)	45



YEAR	PLAYER	ALL-PURPOSE YARDS											
		RUSH		REC		OFF		KICK RET		MISSED FG		DEF	TOT
		NO	YDS	NO	YDS	YDS	YDS	NO	YDS	NO	YDS		
1998	Steve Papin	39	100	84	1,256	1,356	72	1,632	11	202	1,834	0	3,190
1999	Steve Papin	48	107	91	1,031	1,138	74	1,601	13	396	1,534	0	3,135
2000	Steve Papin	27	59	89	1,221	1,280	65	1,479	9	198	1,677	0	2,957
2008	Rodney Wright	6	13	134	1,457	1,470	56	1,183	2	16	1,199	0	2,669
2005	Rashied Davis	17	22	100	1,420	1,442	45	1,133	1	14	1,147	0	2,589

LONGEST PASS PLAYS

BY SABERCATS			
LONG	RECEIVER	PASSER	DATE
49T	Jerry Reese	Scott Wood	5/24/99
48T	Samara Goodson	Mark Grieb	6/23/12
48T	Samara Goodson	Mark Grieb	3/24/12
48T	Steve Papin	Scott Wood	6/19/99
48T	Shalon Baker	Lopez	7/17/98
48T	Titus Dixon	Kimbrough	5/12/95
47T	Burl Toler	Mark Grieb	4/1/11
47T	Cleannord Saintfil	Mark Grieb	5/19/07
47T	Aaron Bailey	Mark Grieb	3/19/03
47T	Bob McMillen	Mark Grieb	4/27/02
47T	James Roe	Dutton	5/5/01
47T	Barry Wagner	Mark Grieb	7/22/00
47T	Steve Papin	Morris	5/1/98
47T	Jamarko Simmons	Russ Michna	4/27/13
BY OPPONENT			
49T	Randy Gatewood	Davis	6/12/99
49T	Junior Green	Kelly	7/14/95
49T	Atnaf Harris	Smoker	3/15/08
49T	Amari Jackson	Kyle Rowley	3/29/13
48T	Glen Fox	Chris Leak	6/8/12
48T	Ahmad Hawkins	Dutton	5/6/06
48T	Derek Lee	Nogy	3/17/06

LONGEST RUNS FROM SCRIMMAGE

BY SABERCATS			
LONG	PLAYER	DATE	OPP.
39T	Tom Pefithomme	7/4/96	at ANA
32	Keala Keanaaina	2/2/03	at ARI
32T	Steve Papin	5/27/00	vs. LOS
31	Tom Pefithomme	8/2/96	vs. ARI
30T	Bob McMillen	5/18/01	at MIL
29T	Tommy Taggart	4/6/12	vs. SA
28T	Mike Jones	7/24/99	vs. TB
26	Phil Glover	5/13/06	vs. CLS
26	Shalon Baker	5/25/02	vs. DAL
24T	Joey Dozier	6/30/01	vs. FLA
23T	Mike Maslowski	6/6/98	at ARI
BY OPPONENT			
41T	Chuck Taylor	6/16/95	at MIL
39T	Chad Dukes	5/11/02	vs. LA
39T	Les Barley	8/2/97	vs. TB
38T	Hunkie Cooper	6/9/97	vs. ARI
36T	Lonnie Ford	2/20/05	at LOS

LONGEST KICKOFF RETURNS

BY SABERCATS			
LONG	PLAYER	DATE	OPP.
58T	Mervin Brookins	3/29/13	vs. ORL
58T	Rodney Wright	3/18/11	vs. KC
58T	*Rashied Davis	3/14/04	vs. COL
58T	*Clevan Thomas	4/27/02	at TB
58T	*Titus Dixon	6/14/96	vs. STL
57T	Fred Williams	5/4/13	vs. CLE
57T	Fred Williams	6/30/12	at CHI
57T	Ruschard Dodd-Masters	4/14/12	at PHI
57T	Rodney Wright	6/25/07	vs. LVS
57T	Charles Pauley	5/6/06	vs. COL
57T	Rashied Davis	3/20/04	at LVS
57T	Rashied Davis	2/22/04	at LA
57T	Rashied Davis	2/22/04	at LA
57T	Clevan Thomas	5/11/03	at TB
57T	Clevan Thomas	7/21/02	at CAR
57T	Clevan Thomas	5/25/02	vs. DAL
57T	Steve Papin	7/22/00	vs. BUF
57T	Steve Papin	5/15/99	vs. ARI
BY OPPONENT			
58T	T.T. Tolliver	5/13/08	at ORL
58T	Timon Marshall	2/19/06	at GRR
57T	Reggie Gray	7/27/13	vs. CHI
57T	Quorey Payne	4/27/13	at NOV
57T	Jackie Chambers	6/17/12	at KC
57T	Mike Brown	4/12/08	vs. PHI
57T	Jonathan Ordway	3/9/07	at CHI
57T	Antoine Burns	3/12/06	vs. LA
57T	Sisaha Burley	3/12/06	vs. LA
57T	Antonio Chatman	3/9/03	at CHI
57T	Anthony Derricks	6/9/00	vs. NE
57T	Ryan Benjamin	7/3/98	at POR

LONGEST MISSED FIELD GOAL RETURNS

BY SABERCATS			
LONG	PLAYER	DATE	OPP.
58T	*Steve Papin	7/16/99	at NSH
57T	Rodney Wright	6/23/12	vs. SPO
57T	Titus Dixon	5/4/96	at ARI
55T	Titus Dixon	5/17/97	vs. ALB
54T	Rodney Wright	4/22/05	at COL
52T	Clevan Thomas	6/15/02	vs. CHI
49	Steve Papin	5/8/99	vs. POR
48	Jerry Reese	6/28/96	vs. MEM
47	Steve Papin	5/8/99	vs. POR
47T	Titus Dixon	5/10/96	vs. ALB
BY OPPONENT			
56T	Carlton Brown	7/6/13	vs. SA
56T	C.J. Johnson	2/26/06	at CHI
56T	Ron Carpenter	7/25/98	at NY
54T	Tyronne Jones	5/22/04	vs. PHI
54T	Rodney Mazion	7/4/96	at ANA

LONGEST FIELD GOALS

BY SABERCATS			
LONG	PLAYER	DATE	OPP.
63	Aaron Mills	5/18/96	at FLA
56	Billy Stoyanovich	5/30/98	vs. NSH
52	Aaron Mills	5/10/96	vs. ALB
51	Carlos Huerta	6/19/99	vs. FLA
51	Billy Stoyanovich	6/6/98	at ARI
50	Daron Alcorn	6/8/02	at LOS
50	Carlos Huerta	6/12/99	at ARI
50	Billy Stoyanovich	7/11/97	at NJ
48	A.J. Haglund	4/12/08	vs. PHI
48	Chris Sailer	6/1/00	at ARI
48	Carlos Huerta	4/21/00	at OK
48	Roer Ruzek	7/19/96	at MIL
47	A.J. Haglund	4/18/08	at UTA
47	Billy Stoyanovich	7/11/97	at NJ
46	Aaron Mills	5/4/96	at ARI
46	Daron Alcorn	7/5/02	vs. IND
46	Daron Alcorn	6/22/02	vs. NY
BY OPPONENT			
57	Daron Alcorn	7/26/97	at POR
56	Dan Frantz	3/9/07	at CHI
55	Pete Elezovic	5/17/97	vs. ALB
51	Scott Cannon	7/12/02	at ARI
51	Brian Gowins	6/29/00	at GRR
51	Charlie Baumann	5/24/96	vs. ORL

LONGEST INTERCEPTION RETURNS

BY SABERCATS			
LONG	PLAYER	DATE	OPP.
53T	Clevan Thomas	7/6/13	vs. SA
52T	Pat McGuirk	6/24/95	at IA
51T	Clevan Thomas	7/27/13	vs. CHI
51T	Marquis Floyd	2/19/06	at GRR
50T	Omar Smith	5/12/07	vs. LVS
50T	Barry Wagner	5/16/04	at LVS
49T	Clevan Thomas	7/13/13	at PIT
48T	Omar Smith	3/20/04	vs. LVS
48	Marquis Floyd	5/24/08	vs. COL
47T	Barry Wagner	4/21/00	at OK
47T	Willie Culpepper	7/5/97	at ANA
46T	Dwight McLean	3/11/11	vs. SPO
46T	Marquis Floyd	3/31/07	vs. TB
46T	Bob McMillen	4/27/02	at TB
45T	Huey Whitaker	3/23/13	at SA
45T	Clevan Thomas	5/12/07	vs. LVS
45T	Barry Wagner	5/12/01	at NY
45T	Omar Smith	4/21/01	vs. ARI
BY OPPONENTS			
57T	Fred Shaw	5/19/12	at SA
54T	Fred Shaw	3/23/13	at SA
51T	Lloyd Hill	5/30/97	at TEX
49T	Kofto Cotton	5/30/97	at TEX
46T	Sergio Gilliam	6/8/13	vs. PIT
46T	Travis Cooper	6/28/96	vs. MEM
47T	Kenny McEntyre	5/3/08	at ORL
45T	Mike Horacek	5/29/99	vs. IA
42T	Terrance Sanders	6/8/13	at SPO
41T	Larry Jones	6/25/99	at HOU

SCORING						KICKOFF RETURNS							
YEAR	PLAYER	TD	FG	2PT	SAF	TOI	YEAR	PLAYER	RET	YDS	AVG	TD	LG
1995	Titus Dixon	19	0	0	0	114	1995	Titus Dixon	31	590	19.0	3	55
1996	Titus Dixon	21	0	0	0	126	1996	Titus Dixon	51	1,070	21.0	3	58
1997	Steve Papin	16	0	1	0	98	1997	Titus Dixon	41	679	16.6	1	56
1998	Steve Papin	32	0	1	0	194	1998	Steve Papin	72	1,632	22.7	4	57
1999	Steve Papin	32	0	0	0	192	1999	Steve Papin	74	1,601	21.6	6	57
2000	Steve Papin	38	0	0	0	228	2000	Steve Papin	65	1,479	22.7	3	57
2001	James Roe	30	0	0	0	180	2001	Barry Wagner	49	914	18.6	0	51
2002	James Hundon	35	0	0	0	210	2002	Clevan Thomas	60	1,384	23.1	6	58
2003	James Roe	33	0	0	0	198	2003	Clevan Thomas	61	1,253	20.5	4	57
2004	James Roe	29	0	0	0	174	2004	Rashied Davis	47	1,135	24.1	4	58
2005	Rashied Davis	44	0	0	0	264	2005	Rashied Davis	45	1,133	25.2	6	56
2006	James Roe	31	0	1	0	188	2006	Charles Pauley	29	566	19.5	1	57
2007	James Roe	40	0	0	0	240	2007	Trestin George	37	872	23.6	2	56
2008	Cleannord Saintin	35	0	0	0	210	2008	Rodney Wright	56	1,183	21.1	1	56
2011	Chad Cook	33	0	0	0	198	2011	Mervin Brookins	43	788	18.3	0	28
2012	James Roe	29	0	0	0	178	2012	R. Dodd-Masters	71	1,273	17.9	1	57
2013	Jason Willis	35	0	1	0	212	2013	Fred Williams	45	895	19.9	2	57

PASSING						KICKING						
YEAR	PLAYER	ATT	CMP	PCI	YDS	TD/INT	YEAR	PLAYER	XP/XPA	FG/FGA	LONG	PTS
1995	Tony Kimbrough	372	224	60.2	2,586	43/10	1995	Aaron Mills	26/32	8/19	45	50
1996	Tony Kimbrough	322	191	59.3	2,237	41/7	1996	Aaron Mills	19/28	10/18	63	49
1997	Scott Wood	208	106	51.0	1,442	22/6	1997	Billy Stoyanovich	19/19	7/15	50	40
1998	Ron Lopez	352	200	56.8	2,769	47/8	1998	Billy Stoyanovich	74/85	17/45	56	125
1999	Scott Wood	422	235	55.7	3,069	45/15	1999	Carlos Huerta	88/90	18/37	51	142
2000	Mark Grieb	336	216	64.3	3,095	62/3	2000	Chris Sailer	73/78	9/18	48	100
2001	Mark Grieb	229	157	68.6	2,331	47/4	2001	Jason Wells	62/67	3/14	41	71
2002	Mark Grieb	385	249	64.7	3,346	70/5	2002	Daron Alcorn	104/118	10/16	50	134
2003	Mark Grieb	476	310	65.1	3,966	72/16	2003	Daron Alcorn	109/126	6/16	42	127
2004	Mark Grieb	459	335	73.0	4,111	75/7	2004	Dan Frantz	106/123	7/15	39	127
2005	Mark Grieb	546	374	68.6	4,796	84/16	2005	Dan Frantz	103/122	2/8	24	109
2006	Mark Grieb	606	396	65.3	4,841	83/11	2006	Brian Schmitz	99/116	7/17	41	120
2007	Mark Grieb	562	399	71.0	4,608	100/13	2007	A.J. Haglund	128/138	10/18	39	158
2008	Mark Grieb	606	415	68.5	4,613	100/18	2008	A.J. Haglund	116/124	21/25	47	179
2011	Mark Grieb	455	675	67.4	5,312	95/25	2011	Juan Gamboa	118/141	6/10	41	138
2012	Mark Grieb	704	476	67.6	5,744	112/20	2012	Nich Peruit	103/114	1/2	40	106
2013	Russ Michna	387	249	64.3	3,116	68/8	2013	Nich Peruit	122/137	3/5	37	131

RECEIVING						ALL-PURPOSE YARDS						
YEAR	PLAYER	REC	YDS	AVG	TD	LG	YEAR	PLAYER	RSH	REC	RET	TOI
1995	Titus Dixon	62	840	13.6	14	48	1995	Titus Dixon	11	840	755	1,606
1996	Titus Dixon	86	1,012	11.8	15	36	1996	Titus Dixon	55	1,012	1,307	2,374
1997	Titus Dixon	57	571	10.0	11	33	1997	Titus Dixon	4	571	982	1,557
1998	Steve Papin	84	1,256	15.0	19	47	1998	Steve Papin	100	1,256	1,834	3,190
1999	Steve Papin	91	1,031	11.3	12	48	1999	Steve Papin	107	1,031	1,997	3,135
2000	Steve Papin	89	1,221	13.7	23	45	2000	Steve Papin	59	1,221	1,677	2,957
2001	James Roe	78	1,232	15.8	28	47	2001	Barry Wagner	9	745	1,100	1,854
2002	James Hundon	98	1,464	14.9	35	45	2002	James Hundon	0	1,464	78	1,542
2003	James Roe	115	1,440	12.5	31	37	2003	Clevan Thomas	0	0	1,666	1,666
2004	James Hundon	87	1,253	14.4	21	45	2004	Rashied Davis	5	484	1,306	1,795
2005	James Roe	116	1,440	12.4	30	41	2005	Rashied Davis	22	1,420	1,147	2,589
2006	James Roe	113	1,310	11.6	31	46	2006	Ben Nelson	0	1,405	0	1,405
2007	James Roe	127	1,560	12.3	40	34	2007	Rodney Wright	8	1,076	710	1,794
2008	Cleannord Saintin	120	1,503	12.5	35	37	2008	Rodney Wright	13	1,457	1,199	2,669
2011	Ben Nelson	76	1,019	13.4	24	37	2011	Mervin Brookins	7	418	889	1,319
2012	Samora Goodson	114	1,471	12.9	27	48	2012	Samora Goodson	0	1,471	0	1,471
2013	Jason Willis	123	1,606	13.1	35	41	2013	Fred Williams	14	1,207	895	2,116

RUSHING						INTERCEPTIONS						
YEAR	PLAYER	ATT	YDS	AVG	TD	LG	YEAR	PLAYER	INT	YDS	TD	LG
1995	Tom Pettithomme	38	159	4.2	5	20	1995	Pat McGuirk	9	202	1	40
1996	Tom Pettithomme	36	214	5.9	7	39	1996	Pat McGuirk	7	69	0	23
1997	Derrick Chachere	44	145	3.3	7	20	1997	Herschel Currie	8	24	0	10
1998	Mike Maslowski	33	149	4.5	7	23	1998	Tommy Jones	11	84	0	30
1999	Mike Jones	35	140	4.0	3	28	1999	Tommy Jones	3	8	0	8
2000	Joey Dozier	38	107	2.8	5	11	2000	Barry Wagner	5	76	1	47
2001	Joey Dozier	45	188	4.2	10	24	2001	Omar Smith	4	65	1	45
2002	James Williams	31	108	3.5	8	12	2002	Clevan Thomas	5	13	0	13
2003	Keala Keanaaina	49	250	5.1	10	32	2003	Clevan Thomas	13	177	3	44
2004	Barry Wagner	35	89	2.5	12	21	2004	Omar Smith	9	101	1	48
2005	Matt Kinsinger	30	74	2.5	9	8	2005	Clevan Thomas	6	51	0	35
2006	Phil Glover	55	156	2.8	15	26	2006	Clevan Thomas	7	46	0	19
2007	Brian Johnson	44	100	2.3	9	20	2007	Clevan Thomas	9	119	2	45
2008	Brian Johnson	50	51	1.0	7	6	2008	Marquis Floyd	10	153	0	48
2011	Chad Cook	99	307	3.0	30	20	2011	Two Players	3	-	0	28
2012	Tommy Taggart	46	119	2.6	12	29	2012	Andre Jones	5	94	2	30
2013	Jabari Fletcher	21	45	3.0	9	7	2013	Clevan Thomas	15	334	6	53

RECORDS

SACKS			TACKLES				
YEAR	PLAYER	SACK	YEAR	PLAYER	SOLO	AST	TOT
1995	Marilyn Brown	4.5	1995	Pat McGuirk	48	9	52.5
1996	Al Noga/Charles Miller	3.5	1996	Pat McGuirk	56	5	58.5
1997	Al Noga	7.5	1997	Pat McGuirk	45	15	52.5
1998	Sam Hernandez	5.0	1998	Pat McGuirk	55	14	62.0
1999	Sam Hernandez	5.0	1999	Tommy Jones	52	11	57.5
2000	Sam Hernandez	12.0	2000	Barry Wagner	49	14	56.0
2001	Sam Hernandez/Mike Ulufale	3.0	2001	Barry Wagner	56	12	62.0
2002	Mike Ulufale	4.5	2002	Clevan Thomas	46	18	55.0
2003	Sam Hernandez	5.0	2003	Wendell Davis	60	15	67.5
2004	Sam Hernandez/Joe Jacobs	4.0	2004	Omarr Smith	71	24	83.0
2005	Joe Jacobs	4.0	2005	Clevan Thomas	45	14	52.0
2006	Joe Jacobs	4.0	2006	Clevan Thomas	77	16	85.0
2007	Ron Jones	7.0	2007	Omarr Smith	79	17	87.5
2008	Steve Watson	9.0	2008	Omarr Smith	101	26	114.0
2011	Francis Maka/George Hypolite/Adam Huebner	5.0	2011	Dwight Mclean	81	21	91.5
2012	Joe Sykes	16.0	2012	Vince Hill	67	23	78.5
2013	Francis Maka	11.5	2013	Ken Fontenette	97	20	107.0



AFL INFORMATION

AFL COMMISSIONER JERRY KURZ



Jerry B. Kurz returns for his 28th season of Arena Football and fourth season as the AFL's Commissioner. Out-tenured only by the creator of Arena Football, Jim Foster, Kurz has dedicated his life to furthering the sport with a strong business ethic and core values meant to bring the highest quality product to the ever-growing fan base of Arena Football fans.

In his time as the president of the af2, the League saw extensive growth in small-to-mid-sized markets, building an extremely dedicated fan base across the country. That foundation helped to fuel the return of the Arena Football League in 2010 after a year on hiatus due to financial instability. Kurz and a group of enthusiastic investors arranged the acquisition of the AFL's assets in bankruptcy court in late 2009 and revived the League in early 2010, fulfilling the promise that Arena Football would be played in 2010.

Kurz has also served as the AFL's Vice President of International Development, where he was in charge of the League's international exposure. During his tenure, he was responsible for administering the H3 Visa program, allowing international players to play for AFL teams stateside. He also arranged and executed all internationally played games for the Arena Football League.

Arena Football isn't Kurz's only claim to fame. He is also a founding member of Gridiron Enterprises, Inc., a sports consulting firm based out of Chicago. Gridiron Enterprises, consisting of Kurz, Foster and attorney William Niro, is the original founder of the AFL. Kurz has been a player, coach, general manager and owner during his lifelong involvement with the game of football. He is also a member of four football Halls of Fame, including membership in the first class of the Arena Football Hall of Fame as well as membership in the arenafootball2 Hall of Fame.

Kurz attended the University of Oklahoma as an undergraduate and later earned his Juris Doctor Degree at Northern Illinois. Kurz is a licensed attorney in Illinois and operated a law firm with his wife, Kathryn Hall, for 20 years. Jerry and his wife, Kathryn, have one son named Matthew, who currently serves as the Director of Player Personnel for the AFL.

ARENA FOOTBALL LEAGUE	2014 KEY DATES	
640 North LaSalle Street, Suite 557 Chicago, IL 60654 TEL: (312) 465-2200 - FAX: (312) 496-3055 www.arenafootball.com	Feb.19	Players may report for physicals only
	Feb. 20	First day of camp. No pads
	Feb. 22	First day of full pad practice
	Feb. 28	26-man rosters due at 3 p.m. PT
	March 7	Training camp ends (24 man roster due at 3 p.m. PT)
	March 14	Regular Season begins
	June 2	Trade deadline
	June 30	Future considerations must be completed
	July 21	End of season reassignment begins
	July 26	Regular season ends
	Aug. 1-2	PLAYOFFS - First Round
	Aug. 8-9	PLAYOFFS - Conference Championships
	Aug. 23	ArenaBowl XXVI
OFFICE OF THE COMMISSIONER		
Jerry Kurz, Commissioner		
COMMUNICATIONS		
Anthony Herron, VP of Broadcast, Communications & Branding		
BJ Pickard, Director of Communications		
Mallory Treleven, Manager of Team and Media Services		
FINANCE AND ADMINISTRATION		
Sarah Brown, Chief Financial Officer		
Marlo LaGrone, Director of Team Revenue		
Denise Leonard, Staff Accountant		
Julia Brickhouse, Executive Assistant/Payroll		
FOOTBALL OPERATIONS		
Joe Kleinsmith, Director of Football Operations		
TEAM OPERATIONS		
Christie Cook, Director of Team Operations		

2014 DIVISION ALIGNMENT

NATIONAL CONFERENCE	
PACIFIC	WEST
 SAN JOSE SABERCATS	 ARIZONA RATTLERS
 PORTLAND THUNDER	 LA KISS
 SPOKANE SHOCK	 SAN ANTONIO TALONS
AMERICAN CONFERENCE	
EAST	SOUTH
 CLEVELAND GLADIATORS	 JACKSONVILLE SHARKS
 IOWA BARNSTORMERS	 NEW ORLEANS VOODOO
 PHILADELPHIA SOUL	 ORLANDO PREDATORS
 PITTSBURGH POWER	 TAMPA BAY STORM

PLAYOFF QUALIFICATION	TWO TEAMS
<p>Eight teams qualify for the playoffs, four from each conference - American and National. The four qualifying teams in each conference consist of the two division champions and two Wild Cards, determined by best overall record. Seeding in each conference is based on overall record, with the top two seeds in each conference reserved for the division champions, regardless of record. In the First Round, the first two seeds in each conference are the two division winners. The next two teams are seeded by next best two overall records. Teams ranked 1 and 2 earn home playoff games with 1 hosting 4 and 2 hosting 3. In the Conference Championship Round, the winner of the 1-4 game plays the winner of the 2-3 game. The home team is decided by the team with the higher seed. The winners of the Second Round will face off in ArenaBowl XXVII</p>	<ol style="list-style-type: none"> Head-to-head best won-lost percentage in games among clubs If teams split head-to-head games, the next tiebreaker will be the point differential in those games Best won-lost percentage in common games, if applicable Strength of schedule Best net total of touchdowns in all games Coin Toss
TIE-BREAKING PROCEDURES	THREE OF MORE TEAMS:
<p>If, at the end of the regular season, two or more teams are tied with identical won-lost percentages, the following steps will be taken to determine seeding.</p>	<ul style="list-style-type: none"> ▲ If two clubs remain tied after a third club is eliminated during any step, tiebreaker reverts to step 1 of the two-club format ▲ If one team wins multiple-team tiebreaker to advance to playoff round, remaining teams revert to step 1 of the two-club format ▲ All teams must have played head-to-head for step 1 to be utilized in a multiple-team tie
DIVISION CHAMPIONSHIPS	
<p>If two teams are tied as Division Champions...</p> <ol style="list-style-type: none"> Record in head-to-head games Record within the division Record against common opponents Point spread in head-to-head games Point spread in games against common opponents Coin toss 	<ol style="list-style-type: none"> Head-to-head best won-lost percentage in games among clubs. Best won-lost percentage in common games, if applicable Strength of schedule strength up. Best net total touchdowns in all games. Coin toss

2014 LEAGUE ROSTER OF OFFICIALS

COORDINATOR OF OFFICIALS	ASSISTANT SUPERVISORS	
CARL T. PAGANELLI	DAVID CHESNEY BUDDY WARD	
<u>NAME</u>	John Feaster	Mearl Robinson
Rod Ammari	William Fuller	Brad Rogers
Mark Bailey	Al Granado	Adam Savoie
Brent Baumann	Craig Griffith	Larry Smith
Grantis Bell	Michael Griffith	Reggie Smith
Mark Bennett	Jeff Johnson	Chris Snead
Reginald Berry	Riley Johnson	Roger Stewart
Marc Bovos	Kevin Kieser	Terri Valenti
Brad Brunet	Matt Kukar	Lo Van Pham
Neil Brunner	Ken Leffle	Francisco Villar
Scott Campbell	Michael Livingston	Wade Wagner
Tony Cannella	John Love	Andy Warner
Jeff Carr	Rick Lowe	Thomas Work
James Cole	Tom McCabe	
Robert Colosimo	Tim McGowan	
Jim Corpora	Tony Meyer	
Steve Coullias	Harold Mitchell	
David Cutaja	Judson Mitchell	
RG Detillier	Kevin Mitchell	
Matt Dornan	Mike Moore	
John Drayton	Mike Packard	
Paul Engelberts	Joe Pester	
Jason Fagon	Rick Podraza	
Ed Feaster	Ken Ray	

WEEK 1			
FRIDAY, MARCH 14			
AWAY	HOME	TIME (PDT)	
NOV	@ TB	4:30 PM.	
SATURDAY, MARCH 15			
AWAY	HOME	TIME (PDT)	
CLE	@ PIT	2:00 PM.	
LA	@ SAT	5:00 PM.	
PHI	@ ARI	6:00 PM.	
IOWA	@ SPO	7:00 PM.	
SUNDAY, MARCH 16			
AWAY	HOME	TIME (PDT)	
JAC	@ ORL	1:00 PM.	
MONDAY, MARCH 17			
SJ	@ PDX	7:00 PM.	
WEEK 2			
FRIDAY, MARCH 21			
AWAY	HOME	TIME (PDT)	
LA	@ ORL	4:30 PM.	
TB	@ SA	5:30 PM.	
SUNDAY, MARCH 23			
AWAY	HOME	TIME (PDT)	
SPO	@ ARI	3:30 PM.	
PHI	@ SJ	7:30 PM.	
MONDAY, MARCH 24			
AWAY	HOME	TIME (PDT)	
IOWA	@ PDX	7:00 PM.	
WEEK 3			
SATURDAY, MARCH 29			
AWAY	HOME	TIME (PDT)	
SJ	@ PIT	2:00 PM.	
SA	@ JAC	4:00 PM.	
ORL	@ TB	4:00 PM.	
CLE	@ NOV	5:00 PM.	
WEEK 4			
THURSDAY, APRIL 3			
AWAY	HOME	TIME (PDT)	
ORL	@ NOV	5:30 PM.	
FRIDAY, APRIL 4			
AWAY	HOME	TIME (PDT)	
IOWA	@ CLE	4:30 PM.	
PHI	@ TB	4:30 PM.	
PIT	@ SA	5:30 PM.	
SPO	@ SJ	7:30 PM.	
SATURDAY, APRIL 5			
AWAY	HOME	TIME (PDT)	
JAC	@ ARI	6:00 PM.	
pdx	@ LA	7:00 PM.	
WEEK 5			
THURSDAY, APRIL 10			
AWAY	HOME	TIME (PDT)	
PHI	@ ORL	4:30 PM.	
FRIDAY, APRIL 11			
AWAY	HOME	TIME (PDT)	
NOV	@ PIT	4:00 PM.	
TB	@ JAC	5:00 PM.	
FRIDAY, MAY 3			
AWAY	HOME	TIME (PDT)	
SA	@ IOWA	5:05 PM.	
CLE	@ LA	7:00 PM.	
PDX	@ SPO	7:00 PM.	
ARI	@ SJ	7:30 PM.	
WEEK 6			
FRIDAY, APRIL 18			
AWAY	HOME	TIME (PDT)	
SA	@ NOV	5:30 PM.	
SJ	@ PDX	7:00 PM.	
SATURDAY, APRIL 19			
AWAY	HOME	TIME (PDT)	
JAC	@ PHI	3:00 PM.	
TB	@ ORL	4:30 PM.	
LA	@ IOWA	5:05 PM.	
PIT	@ ARI	6:00 PM.	
CLE	@ SPO	7:00 PM.	
WEEK 7			
SATURDAY, APRIL 26			
AWAY	HOME	TIME (PDT)	
PIT	@ CLE	4:00 PM.	
PDX	@ JAC	4:00 PM.	
NOV	@ ORL	4:30 PM.	
SPO	@ TB	4:30 PM.	

SA	@ ARI	6:00 PM.	
SJ	@ LA	7:00 PM.	
SUNDAY, APRIL 27			
AWAY	HOME	TIME (PDT)	
IOWA	@ PHI	1:00 PM.	
WEEK 8			
SATURDAY, MAY 3			
AWAY	HOME	TIME (PDT)	
ARI	@ JAC	4:00 PM.	
PHI	@ PIT	4:00 PM.	
POR	@ TB	4:30 PM.	
IOWA	@ SA	5:00 PM.	
ORL	@ SJ	7:30 PM.	
SUNDAY, MAY 4			
AWAY	HOME	TIME (PDT)	
SPO	@ LA	4:00 PM.	
WEEK 9			
FRIDAY, MAY 9			
AWAY	HOME	TIME (PDT)	
PIT	@ SPO	7:00 PM.	
SATURDAY, MAY 10			
AWAY	HOME	TIME (PDT)	
NOV	@ PHI	3:00 PM.	
LA	@ CLE	4:00 PM.	
JAC	@ IOWA	5:05 PM.	
ARI	@ PDX	7:00 PM.	
WEEK 10			
SATURDAY, MAY 17			
AWAY	HOME	TIME (PDT)	
TB	@ PHI	3:00 PM.	
LA	@ PIT	3:00 PM.	
ORL	@ JAC	4:00 PM.	
NOV	@ SA	5:00 PM.	
CLE	@ IOWA	5:05 PM.	
SPO	@ ARI	6:00 PM.	
PDX	@ SJ	7:00 PM.	
WEEK 11			
THURSDAY, MAY 22			
AWAY	HOME	TIME (PDT)	
SA	@ PDX	7:00 PM.	
FRIDAY, MAY 23			
AWAY	HOME	TIME (PDT)	
PHI	@ CLE	4:00 PM.	
SJ	@ SPO	7:00 PM.	
SATURDAY, MAY 24			
AWAY	HOME	TIME (PDT)	
JAC	@ TB	4:30 PM.	
PIT	@ ORL	4:30 PM.	
IOWA	@ NOV	5:00 PM.	
SUNDAY, MAY 25			
AWAY	HOME	TIME (PDT)	
ARI	@ LA	5:00 PM.	
WEEK 12			
FRIDAY, MAY 30			
AWAY	HOME	TIME (PDT)	
PDX	@ NOV	5:30 PM.	
TB	@ SPO	7:00 PM.	
SATURDAY, MAY 31			
AWAY	HOME	TIME (PDT)	
CLE	@ PIT	2:00 PM.	
ORL	@ IOWA	5:05 PM.	
SJ	@ ARI	6:30 PM.	
SUNDAY, JUNE 1			
AWAY	HOME	TIME (PDT)	
SAT	@ PHI	2:00 PM.	
WEEK 13			
FRIDAY, JUNE 6			
AWAY	HOME	TIME (PDT)	
ARI	@ PDX	7:00 PM.	
SATURDAY, JUNE 7			
AWAY	HOME	TIME (PDT)	
PHI	@ TB	2:00 PM.	
NOV	@ PIT	2:00 PM.	
SPO	@ JAC	4:00 PM.	
ORL	@ SA	5:00 PM.	
IOWA	@ CLE	5:00 PM.	
LA	@ SJ	7:30 PM.	
WEEK 14			
THURSDAY, JUNE 12			
AWAY	HOME	TIME (PDT)	
JAC	@ ORL	4:30 PM.	

SATURDAY, JUNE 14			
AWAY	HOME	TIME (PDT)	
PIT	@ PHI	3:00 PM.	
NOV	@ CLE	4:00 PM.	
ARI	@ SA	5:00 PM.	
TB	@ IOWA	5:05 PM.	
PDX	@ LA	7:00 PM.	
SPO	@ SJ	7:30 PM.	
WEEK 15			
FRIDAY, JUNE 20			
AWAY	HOME	TIME (PDT)	
IOWA	@ PIT	4:00 PM.	
SA	@ SPO	7:00 PM.	
SATURDAY, JUNE 21			
AWAY	HOME	TIME (PDT)	
CLE	@ PHI	3:00 PM.	
ORL	@ TB	4:30 PM.	
JAC	@ NOV	5:00 PM.	
LA	@ ARI	6:00 PM.	
WEEK 16			
THURSDAY, JUNE 26			
AWAY	HOME	TIME (PDT)	
NOV	@ PDX	7:00 PM.	
FRIDAY, JUNE 27			
AWAY	HOME	TIME (PDT)	
TB	@ CLE	4:00 PM.	
ARI	@ SJ	7:30 PM.	
SATURDAY, JUNE 28			
AWAY	HOME	TIME (PDT)	
PIT	@ JAC	4:00 PM.	
PHI	@ IOWA	5:05 PM.	
SPO	@ LA	7:00 PM.	
WEEK 17			
SATURDAY, JULY 5			
AWAY	HOME	TIME (PDT)	
PDX	@ CLE	3:00 PM.	
SUNDAY, JULY 6			
AWAY	HOME	TIME (PDT)	
ORL	@ PHI	1:00 PM.	
JAC	@ SA	1:00 PM.	
SJ	@ LA	5:00 PM.	
MONDAY, JULY 7			
AWAY	HOME	TIME (PDT)	
PIT	@ NOV	5:30 PM.	
WEEK 18			
THURSDAY, JULY 10			
AWAY	HOME	TIME (PDT)	
IOWA	@ ORL	7:30 PM.	
FRIDAY, JULY 11			
AWAY	HOME	TIME (PDT)	
TB	@ SJ	7:30 PM.	
SATURDAY, JULY 12			
AWAY	HOME	TIME (PDT)	
CLE	@ SA	5:00 PM.	
ARI	@ SPO	7:00 PM.	
LA	@ PDX	7:30 PM.	
MONDAY, JULY 14			
AWAY	HOME	TIME (PDT)	
NOV	@ JAC	5:00 PM.	
WEEK 19			
SATURDAY, JULY 19			
AWAY	HOME	TIME (PDT)	
JAC	@ CLE	4:00 PM.	
ORL	@ NO	5:00 PM.	
PIT	@ IOWA	5:05 PM.	
SAT	@ LA	7:00 PM.	
SUNDAY, JULY 20			
AWAY	HOME	TIME (PDT)	
SJ	@ PHI	1:00 PM.	
PDX	@ ARI	3:00 PM.	
MONDAY, JULY 21			
AWAY	HOME	TIME (PDT)	
TB	@ SPO	5:30 PM.	
WEEK 20			
SATURDAY, JULY 26			
AWAY	HOME	TIME (PDT)	
PHI	@ PIT	2:00 PM.	
LA	@ JAC	4:00 PM.	
ARI	@ ORL	4:00 PM.	
CLE	@ TB	4:30 PM.	
SA	@ NOV	5:00 P.M.	
SJ	@ IOWA	5:05 PM.	



THE AFL ON CBS SPORTS NETWORK



The Arena Football League is on CBS Sports Network for the first time in league history. CBS Sports Network will broadcast 26 Arena Football League games throughout the season (including post-season games) starting March 23, 2013. CBS Sports Network will showcase four playoff games and ArenaBowl XXVI on August 17, 2013 on CBS.

MARCH 17			MAY 3			JUNE 21		
AWAY SJ	HOME PDX	TIME (PST) 7:00 PM	AWAY ARI	HOME JAC	TIME (PDT) 4:00 PM	AWAY CLE	HOME PHI	TIME (PDT) 3:00 PM
MARCH 23			MAY 10			JUNE 28		
AWAY SPD	HOME ARI	TIME (PDT) 3:30 PM	AWAY NOV	HOME PHI	TIME (PDT) 3:00 PM	AWAY PIT	HOME JAC	TIME (PDT) 4:00 PM
MARCH 29			MAY 17			JULY 5		
AWAY ORL	HOME TB	TIME (PDT) 4:00 PM	AWAY LA	HOME PIT	TIME (PDT) 3:00 PM	AWAY PDX	HOME CLE	TIME (PDT) 3:00 PM
APRIL 5			MAY 24			JULY 12		
AWAY PDX	HOME LA	TIME (PDT) 7:00 PM	AWAY JAC	HOME TB	TIME (PDT) 4:30 PM	AWAY ARI	HOME SPD	TIME (PDT) 7:00 PM
APRIL 11			MAY 31			JULY 19		
AWAY NOV	HOME PIT	TIME (PDT) 4:00 PM	AWAY SJ	HOME ARI	TIME (PDT) 6:30 PM	AWAY SAT	HOME LA	TIME (PDT) 7:00 PM
APRIL 19			JUNE 7			JULY 26		
AWAY LA	HOME IOWA	TIME (PDT) 5:05 PM	AWAY IOWA	HOME CLE	TIME (PDT) 5:00 PM	AWAY ARI	HOME ORL	TIME (PDT) 4:00 PM
APRIL 26			JUNE 14					
AWAY SPD	HOME TB	TIME (PDT) 4:30 PM	AWAY SPO	HOME SJ	TIME (PDT) 7:30 PM			

THE AFL ON ESPN



The Arena Football League is back on ESPN! ESPN will present more than 100 Arena Football League (AFL) games in 2014, as part of a multi-year agreement announced last year. Eleven games will be televised on ESPN, ESPN2 and ESPNEWS, including ArenaBowl XXVII on Saturday, August 23 and one Conference Championship game, while more than 90 games will air on ESPN3, ESPN's live multi-screen sports network.

APRIL 27 (ESPN2)			JUNE 1 (ESPNEWS)			JULY 7 (ESPN2)		
AWAY IOWA	HOME PHI	TIME (PST) 4:00 PM	AWAY SA	HOME PHI	TIME (PDT) 2:00 PM	AWAY PIT	HOME NOV	TIME (PDT) 5:30 PM
MAY 4 (ESPN2)			JUNE 7 (ESPNEWS)			JULY 14 (ESPN2)		
AWAY SPD	HOME LA	TIME (PDT) 4:00 PM	AWAY PHI	HOME TB	TIME (PDT) 2:00 PM	AWAY NOV	HOME JAC	TIME (PDT) 5:00 PM
MAY 17 (ESPNEWS)			JUNE 28 (ESPN2)			JULY 21 (ESPN2)		
AWAY PDX	HOME SJ	TIME (PDT) 7:00 PM	AWAY SPO	HOME LA	TIME (PDT) 7:00 PM	AWAY TB	HOME SPO	TIME (PDT) 5:30 PM

THE ARENA FOOTBALL LEAGUE'S MISSION STATEMENT

"To serve our community with pride and passion as a quality example of individual and team excellence on the field, in the office, at the arena and within the community by consistently exceeding our customers' expectations by demonstrating the highest charac-

ter, appreciation and respect for our game, customers, teammates and partners as a cost-effective and visionary organization providing a total entertainment experience."

THE ARENA FOOTBALL LEAGUE'S FANS' BILL OF RIGHTS

In furtherance of our Mission Statement, we, the players, coaches, officials, staff and owners of the AFL are thankful to the Fans that we serve, appreciate their support and dedicate ourselves collectively to protecting their rights as the greatest sports and entertainment Fans in the world.

We believe that every Fan is entitled to a wholesome environment for guests and family members, free of violence, profane gestures and language or rude and invasive behavior that could in any way interfere with a first-class entertainment experience.

We believe that every Fan demands that we maintain absolute respect for the game of Arena Football and maintain the integrity of the finest of fair competition at all times.

We believe that every Fan deserves our very best effort on a consistent basis, on every play on the field, every action in the stands, every call to our office, and every involvement in our community.

We believe that every Fan is entitled to a total entertainment experience at an affordable cost for all members of the family from the time they arrive at the arena to the time they depart.

We believe that every Fan should receive the very best in competitive football, entertainment, merchandise, food and beverage

for their purchasing power.

We believe that every Fan is entitled to interact with and have access to players and coaches for autographs and conversation in recognition of their support at every game.

We believe that Fans are entitled to fast, accurate, and complete information about our players, coaches, league, games, and performance.

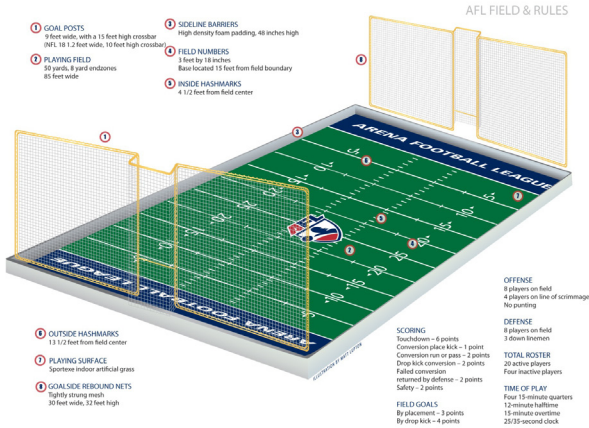
We believe that Fans expect the Arena Football League to be comprised of gentlemen and ladies who are examples and role models for youth, free of physical violence, drugs, alcohol, and gambling abuse.

We believe that Fans expect us to honor our country and to be involved in our communities to make contributions for a better, safer, and more positive place to live.

We believe that Fans should know that we are committed to serve and not to be served, to give and not to just take, and to inspire and encourage people to higher levels of personal and professional achievement, growth, maturity, and respect for each other.

RULES OF THE GAME

RULES OF THE GAME



RULES OF THE GAME

FIELD

An indoor padded surface 85 feet wide and 50 yards long with eight-yard end zones. Goal posts are nine feet wide with a crossbar height of 15 feet (NFL goal posts are 18-1/2 feet wide with the crossbar at 10 feet). The goal-side rebound nets are 30 feet wide by 32 feet high. The bottoms of the nets are eight feet above the ground. Sideline barriers are 48 inches high and made of high-density foam rubber.

EQUIPMENT

The official football is the same size and weight as the National Football League ball. Each ball is manufactured by Spalding, a division of Russell Corporation.

PLAYERS AND FORMATIONS

Eight players on the field; 21-man active roster; three-man inactive roster.

Players may play both offense and defense.

Substitution: Coaches are permitted to substitute players at will.

Four (4) offensive players must line up on the line of scrimmage.

Three (3) defensive players must be down linemen (in a three- or four-point stance). One linebacker may blitz on either side of the center.

Alignment is two-or-more yards off the line of scrimmage. No stunting or twisting.

Offensive motion: One receiver may go in forward motion before the snap.

TIMING

Four 15-minute quarters with a 15-minute halftime.

The clock stops for out-of-bounds plays or incomplete passes only in the last minute of each half and when the referee deems it necessary for penalties, injuries or timeouts.

Each team is allowed three (3) timeouts per half.

MOVEMENT OF THE BALL AND SCORING

Four (4) downs are allowed to advance the ball 10 yards for a first down, or to score.

Six (6) points for a touchdown.

One (1) point for a conversion by place kick after a touchdown, two (2) points for a conversion by drop kick and two (2) points for a successful run or pass after a touchdown.

Three (3) points for a field goal by placement or four (4) points for a field goal by drop kick.

Two (2) points for a safety.

KICKING

Kickoffs are from the goal line. Kickers may use a one-inch tee.

Punting is illegal. On fourth down, a team may go for a first down, touchdown or field goal.

The receiving team may field any kickoff or missed field goal that rebounds off the net.

Any untouched kickoff, which is out of bounds, will be placed at the 20-yard line or the place where it went out-of-bounds, whichever is more advantageous to the receiving team.

PASSING

Receivers must have one foot inbounds for a catch. A forward pass that rebounds off the rebound net or sideline barrier is a live ball and is in play until it touches the playing surface.

OVERTIME RULES

Overtime periods are 15 minutes for both the regular season and the playoffs.

Each team gets one possession to score. If, after each team has had one possession, one team is ahead, that team wins. If the teams are tied after each has had a possession, the next team to score wins.

ARENABOWL I - AUGUST 1, 1987 Denver Dynamite 45 Pittsburgh Gladiators 16 MVP - Gary Mullen, Denver Ironman - Steve Trimble, Denver Pittsburgh Civic Arena (13,232)	ARENABOWL IX - SEPTEMBER 1, 1995 Tampa Bay Storm 48 Orlando Predators 35 MVP - George LaFrance, Tampa Bay Ironman - Barry Wagner, Orlando Thunderdome (25,087)	ARENABOWL XVII - JUNE 22, 2003 Tampa Bay Storm 43 Arizona Rattlers 29 MVP - Lawrence Samuels, Tampa Bay Ironman - Lawrence Samuels, Tampa Bay St. Pete Times Forum (25,495)
ARENABOWL II - JULY 30, 1988 Detroit Drive 24 Chicago Bruisers 13 MVP - Steve Griffin, Detroit Ironman - Dwayne Dixon, Detroit Rosemont Horizon (15,018)	ARENABOWL X - AUGUST 26, 1996 Tampa Bay Storm 42 Iowa Barnstormers 38 MVP - Steveie Thomas, Tampa Bay Ironman - Leonard Conley, Iowa Veterans Memorial (11,411)	ARENABOWL XVIII - JUNE 27, 2004 San Jose SaberCats 69 Arizona Rattlers 62 MVP - Mark Grieb, San Jose Def. MVP - Ricky Parker, Arizona Ironman - James Roe, San Jose America West Arena (17,391)
ARENABOWL III - AUGUST 18, 1989 Detroit Drive 39 Pittsburgh Gladiators 26 MVP - George LaFrance, Detroit Ironman - Cornelius Ross, Pittsburgh Joe Louis Arena (12, 046)	ARENABOWL XI - AUGUST 25, 1997 Arizona Rattlers 55 Iowa Barnstormers 33 MVP - Donnie Davis, Arizona Ironman - Hunkie Cooper, Arizona America West Arena (17,436)	ARENABOWL XIX - JUNE 12, 2005 Colorado Crush 51 Georgia Force 48 Of. MVP - Willis Marshall, Colorado Def. MVP - Ahmad Hawkins, Colorado Ironman - Willis Marshall, Colorado Thomas & Mack Center (10,822)
ARENABOWL IV - AUGUST 11, 1990 Detroit Drive 51 Dallas Texans 27 MVP - Art Schlichter, Detroit Ironman - Alvin Rettig, Detroit Joe Louis Arena (19,875)	ARENABOWL XII - AUGUST 23, 1998 Orlando Predators 62 Tampa Bay Storm 31 MVP - Rick Hamilton, Orlando Ironman - Barry Wagner, Orlando Ice Palace (17,222)	ARENABOWL XX - JUNE 11, 2006 Chicago Rush 69 Orlando Predators 61 Of. MVP - Matt O'Drazio, Chicago Def. MVP - Ahmad Hawkins, Colorado Ironman - Bob McMillen, Chicago Thomas & Mack Center (13,476)
ARENABOWL V - AUGUST 17, 1991 Tampa Bay Storm 48 Detroit Drive 42 MVP - Stevie Thomas, Tampa Bay Ironman - Darren Willis, Tampa Bay Joe Louis Arena (20,537)	ARENABOWL XIII - AUGUST 22, 1999 Albany Firebirds 59 Orlando Predators 48 MVP - Eddie Brown, Albany Ironman - Barry Wagner, Orlando Pepsi Arena (13,652)	ARENABOWL XXI - JULY 29, 2007 San Jose SaberCats 55 Columbus Destroyers 33 Of. MVP - Mark Grieb, San Jose Def. MVP - Omar Smith, San Jose Ironman - Phil Glover, San Jose Mitsubishi MVP - Mark Grieb, San Jose New Orleans Arena (17,056)
ARENABOWL VI - AUGUST 22, 1992 Detroit Drive 56 Orlando Predators 38 MVP - George LaFrance, Detroit Ironman - Flint Fleming, Detroit Orlando Arena (13,680)	ARENABOWL XIV - AUGUST 20, 2000 Orlando Predators 41 Nashville Kats 38 MVP - Connell Maynor, Orlando Ironman - James Baron, Nashville TD Waterhouse Centre (15,989)	ARENABOWL XXII - JULY 27, 2008 Philadelphia Soul 59 San Jose SaberCats 56 Of. MVP - Chris Jackson, Philadelphia Def. MVP - Gabe Nuenhuis, Philadelphia Ironman - Mike Brown, Philadelphia Mitsubishi MVP - Matt O'Drazio New Orleans Arena (17,244)
ARENABOWL VII - AUGUST 21, 1993 Tampa Bay Storm 51 Detroit Drive 31 MVP - George LaFrance, Detroit Ironman - Flint Fleming, Detroit Joe Louis Arena (12,989)	ARENABOWL XV - AUGUST 19, 2001 Grand Rapids Rampage 64 Nashville Kats 42 MVP - Terrill Shaw, Grand Rapids Ironman - Demo Odems, Grand Rapids Van Andel Arena (11,217)	ARENABOWL XXIII - AUGUST 20, 2010 Spokane Shock 69 Tampa Bay Storm 57 Of. MVP - Marke White, Spokane Def. MVP - Jeremy Geathers, Spokane Ironman - Huey Whittaker, Spokane MVP - Kyle Rowley, Spokane
ARENABOWL VIII - AUGUST 21, 1994 Arizona Rattlers 36 Orlando Predators 31 MVP - Sherdrick Bonner, Arizona Ironman - Barry Wagner, Orlando Orlando Arena (14,368)	ARENABOWL XVI - AUGUST 18, 2002 San Jose SaberCats 52 Arizona Rattlers 14 MVP - John Dutton, San Jose Ironman - Omarr Smith, San Jose Compaq Center (16,492)	ARENABOWL XXIV - AUGUST 20, 2009 Jacksonville Sharks 73 Arizona Rattlers 70 MVP - Aaron Garcia, Jacksonville Ironman - Jason Holman, Jacksonville US Airways Arena (14,320)
ARENABOWL XXV - AUGUST 13, 2011 Jacksonville Sharks 73 Arizona Rattlers 70 MVP - Aaron Garcia, Jacksonville Ironman - Jason Holman, Jacksonville US Airways Arena (14,320)	ARENABOWL XXVI - AUGUST 17, 2013 Arizona Rattlers 72 Philadelphia Soul 54 MVP - Nick Davila, Arizona Ironman - Jeff Hughley, Philadelphia New Orleans Arena (13,648)	ARENABOWL XXVII - AUGUST 17, 2013 Arizona Rattlers 48 Philadelphia Soul 39 Of. MVP - Rod Windsor, Arizona Der. MVP - Virgil Gray, Arizona Amway Center (12,039)



ARIZONA RATTTLERS



TEAM OFFICE

14287 N. 87TH STREET, SUITE 120
SCOTTSDALE, AZ 85260
PHONE: 480-924-0208
FAX: 480-751-1286
WEBSITE: WWW.AZRATTLERS.COM

FOOTBALL OPERATIONS

Head Coach/GM	Kevin Guy
Director of Player Personnel	David Turner
Assistant Head Coach	Kani Kauahi
Defensive Coordinator	Omarr Smith

ADMINISTRATION

Managing Partner	Ron Shurts
Director of Operations	Joe Windham
Director of Team Operations	JT Thompson
Director of Marketing, Comm. and PR	Nytkki Schele
	360-704-6418
	nschele@azrattlers.com

TEAM FACTS

Arena	US Airways Center (14,398)
AFL Season	21st
Conference	National
Division	West
Colors	Black, Copper
Dance Team	Sidewinders

IOWA BARNSTORMERS



TEAM OFFICE

730 3RD STREET
DES MOINES, IA 50309
PHONE: 515-633-2255
FAX: 515-564-8451
WEBSITE: WWW.THEIOWABARNSTORMERS.COM

FOOTBALL OPERATIONS

Head Coach/Director of Football Ops.	Mike Hohensee
Defensive Coordinator	Ernesto Purnsley
Offensive Line Coach	David Paffenroth
Def. Line/Special Teams Coordinator	Stan Wrublusk

ADMINISTRATION

President/Owner	Jeff Lamberli
VP/CEO/Owner	John Pettif
Director of Ticket Sales	Matt Tangen
Marketing/Social Media	Juli Pettif
Public Relations	Bri Funte
	bfunte@theiowabarnstormers.com
	C: 641-512-0925
	O: 515-564-8450

TEAM FACTS

Arena	Wells Fargo Arena (11,209)
AFL Season	Eleventh
Conference	American
Division	East
Colors	Black, Gold, Red, White
Dance Team	Stormchasers

CLEVELAND GLADIATORS



TEAM OFFICE

1 CENTER COURT
CLEVELAND, OH 44115
PHONE: 216-685-9000
FAX: 216-685-9002
WEBSITE: WWW.CLEVELANDGLADIATORS.COM

FOOTBALL OPERATIONS

Head Coach	Steve Thonn
Assistant Head Coach	Ron Selesky
Assistant Coach	Mike Smith

ADMINISTRATION

Owner	Dan Gilbert
President, Cavaliers/Quicken Loans Arena	Len Komarowski
President	Kerry Bubolz
Senior VP/CEO	Mike Ostrokowski
Special Advisor	Bernie Kosar
Sr. Director, Marketing, Corporate	Pam Frasco
Communications, Community Relations	(216) 310-6959
	pfrasco@clevelandgladiators.com

TEAM FACTS

Arena	Quicken Loans Arena (17,500)
AFL Season	16th
Conference	American
Division	East
Colors	Black, Red, White
Dance Team	Goddesses

JACKSONVILLE SHARKS



TEAM OFFICE

1000 W. BAY STREET
JACKSONVILLE, FL 32202
PHONE: 904-621-0700 (tickets)
904-900-2060 (front office)
FAX: 866-661-2116
WEBSITE: WWW.JAXSHARKS.COM

FOOTBALL OPERATIONS

Head Coach	Less Moss
Assistant Head Coach	Brian Ferguson
Defensive Backs Coach	Bill Alford

ADMINISTRATION

Managing Partner	Jeff Bouchy
Partner	Larry Payne
Partner/VP of Ticketing	Steve Curran
Assistant GM	Tim Johnson
Assistant GM	Jack Benigno
Director of Media Relations	Zander Kean
	zander@jaxsharks.com
	904-900-2060 ex. 704
	508-523-0694

TEAM FACTS

Arena	Jacksonville Veterans Memorial Arena (15,000)
AFL Season	Fifth
Conference	American
Division	South
Colors	Black, Blood Red, White
Dance Team	Attack Dancers

LA KISS



TEAM OFFICE

2401 EAST KATELLA AVE, SUITE 220
ANAHEIM, CA 92806
PHONE: 714-462-5477
WEBSITE: WWW.LAKISSFOOTBALL.COM

FOOTBALL OPERATIONS

Head Coach Bob McMillen

ADMINISTRATION

Ownership Gene Simmons and Paul Stanley
General Manager Schuyler Hoversten
Public Relations Louise Troen
lakiss@miller-pr.com
310-666-2353

TEAM FACTS

Arena Honda Center
AFL Season First
Conference National
Division Pacific
Colors Black, Flame, Gold, White
Dance Team

ORLANDO PREDATORS



TEAM OFFICE

302 S. GRAHAM AVE.
ORLANDO, FL 32803
PHONE: 407-648-4444
FAX: 407-839-4877
WEBSITE: WWW.ORLANDOPREDATORS.COM

FOOTBALL OPERATIONS

Head Coach Rob Keele
Offensive Coordinator Siaha Burley
Offensive/Defensive Line Coach Steve Edwards

ADMINISTRATION

Managing Partner David Pearsall
Director of Business Operations Scot O'Farrell
Gameday Operations Amie Hardin
Ticket Manager Dan Skokan
Director of Communications Jeffrey Schmidt
jschmidt@orlandopredators.com
239-293-4125

TEAM FACTS

Arena CFE Arena (8,803)
AFL Season 24th
Conference American
Division South
Colors Black, Red, White
Dance Team Prowlers

NEW ORLEANS VODOO



TEAM OFFICE

5278 PLAUCHE STREET
NEW ORLEANS, LA 70123
PHONE: 504-875-3900
FAX: 504-782-3590
WEBSITE: WWW.AFLVODOO.COM

FOOTBALL OPERATIONS

Head Coach Pat O'Hara
Line Coach BJ Cohen
Defensive Backs Coach Damon Mason

ADMINISTRATION

Ownership Dan Newman
VP/Director of Ticketing & Operations Jason Coffel
Director of Operations Hayley Asaro
Director of Media Relations Grant Yenni
grant@afvoodoo.com
504-676-2500

TEAM FACTS

Arena Smoothie King Center (16,900)
AFL Season Eighth
Conference American
Division South
Colors Purple, Red, Black & Gold
Dance Team VooDoo Dolls

PHILADELPHIA SOUL



TEAM OFFICE

7 PENN CENTER
1635 MARKET STREET - 17TH FLOOR
PHILADELPHIA, PA 19103
PHONE: 215-253-4900
FAX: 215-253-4933
WEBSITE: WWW.PHILADELPHIASOUL.COM

FOOTBALL OPERATIONS

Head Coach Clint Dolezel
Assistant Head Coach Phil Bogle
Assistant Coach Rod Miller
Assistant Coach Steve Criswell

ADMINISTRATION

Majority Owner Craig A. Spencer, Ron Jaworski
Ownership Group Pete Ciarrocchi, Cosmo DeNicola, Martin Judge
Vice President/COO John Adams
General Manager Tom Goodhines
Director of Operations Jessica DeVito
Director of Ticket Operations Brian Cassidy
Director of Group Ticket Sales John Tabourn
Director of Communications Tom Goodhines
tgoodhines@philadelphiasoul.com
215-253-4900

TEAM FACTS

Arena Wells Fargo Center (17,597)
AFL Season Ninth
Conference American
Division East
Colors Soul Blue, Stealth Grey and White
Dance Team SoulMates

PITTSBURGH POWER



TEAM OFFICE

ONE PPG PLACE, SUITE 2370
PITTSBURGH, PA 15222
PHONE: 412-697-0996
FAX: 412-697-0997
WEBSITE: WWW.PITTSBURGHPOWER.COM

FOOTBALL OPERATIONS

Head Coach	Derek Stingley
Offensive Line Coach	Kyle Moore-Brown
Defensive Line Coach	Leroy Thompson
Wide Receivers Coach	Damian Harrell
Director of Player Personnel	Brad Witke
Director of Football Operations	Justin Gould

ADMINISTRATION

Owner	Matt Shaner
Chairman	Matt Shaner
Co-Owner	Lynn Swann and Trib Total Media
President	Peter Hill
VP of Corporate Partnerships	Shane Conlan
Marketing and Communications Coordinator	Lauren Rae Hametz (412) 697-7846 lhametz@pittsburghpower.com

TEAM FACTS

Arena	CONSOL Energy Center
AFL Season	Fourth
Conference	American
Division	Eastern
Colors	Black and Gold
Dance Team	Sparks

SAN ANTONIO TALONS



TEAM OFFICE

130 E. TRAVIS ST. #525
SAN ANTONIO, TX 78205
PHONE: 855-728-2566
WEBSITE: WWW.SANANTONIOTALONS.COM

FOOTBALL OPERATIONS

Head Coach	Lee Johnson
Offensive Coordinator	Raymond Philyaw
Defensive Backs Coach	Mike Brown

ADMINISTRATION

Owner	David Lynd
President/CEO	Beau Raich
Executive VP/COO	Keith Recine
VP of Corporate Sales/Dir. of Game Operations	Juan Aguilera
Director of Communications	Tacee Walters (956) 206-9608 twalters@sanantoniotalons.com

TEAM FACTS

Arena	AlamoDome
AFL Season	Second
Conference	National
Division	Western
Colors	Black, Blue, White
Dance Team	Sky Dancers

PORTLAND THUNDER



TEAM OFFICE

11811 SE HIGHWAY 212
CLACKAMAS, OR 97015
PHONE: 503-773-4235
FAX: 503-908-7835
WEBSITE: WWW.PORTLANDTHUNDER.COM

FOOTBALL OPERATIONS

Head Coach	Matthew Sauk
Defensive Coordinator	Will Mulder
Offensive/Defensive Line Coach	Clay Harrell

ADMINISTRATION

Ownership	Terry Emmert
Director of Ticketing	Joel Manchak
Director of Communications	Brian Beaudry (509) 723-5411 bbeaudry@portlandthunder.com

TEAM FACTS

Arena	Moda Center (14,398)
AFL Season	1st
Conference	National
Division	Pacific
Colors	Royal Blue, Red, Silver, Thunder Blue Black, White
Dance Team	

SPOKANE SHOCK



TEAM OFFICE
 3212 NORTH EDEN ROAD, SUITE B
 SPOKANE VALLEY, WA 99216
 PHONE: 509-242-7462
 FAX: 509-926-1075
 WEBSITE: WWW.SPOKANESHOCK.COM

FOOTBALL OPERATIONS

Head Coach	Andy Olson
Defensive Coordinator/Line Coach	Travis Crusenberry
Defensive Backs Coach	Stanley Franks

ADMINISTRATION

Majority Owner/CEO	Brady Nelson
Executive Vice President	Tracy Malingo
Vice President of Sales	Kathy Bevan
Director of Ticket Sales	Andrew Dolan
Director of PR/Marketing	Ryan Eucker (509) 954-4041 reucker@spokaneshock.com

TEAMFACTS

Arena	Spokane Arena (10,775)
AFL Season	Fourth
Conference	National
Division	Western
Colors	Orange, Yellow and Blue
Dance Team	

TAMPA BAY STORM



TEAM OFFICE
 TAMPA BAY TIMES FORUM
 401 CHANNELSIDE DRIVE
 TAMPA, FL 33602
 PHONE: 813-301-6500
 WEBSITE: WWW.TAMPABAYSTORM.COM

FOOTBALL OPERATIONS

Head Coach	Lawrence Samuels
Assistant Head Coach	Doug Kay
Defensive Coordinator	Chris Hovan
Offensive Coordinator	Doug Miller
VP Football Operations	Jeff Gooch
Dir. of Player Personnel	Dave Wilson

ADMINISTRATION

Owner/Chairman	Jeff Vinik
C.E.O.	Tod Leiweke
C.O.O.	Steve Griggs
President	Derrick Brooks
VP of Event Production and Entertainment	John Franzone
Media Relations Manager	Ben Shoffen ben@tampabaystorm.com Cell: 631-514-9606

TEAMFACTS

Arena	Tampa Bay Times Forum (19,200)
AFL Season	27th
Conference	American
Division	South
Colors	Blue, Gold, White
Dance Team	Storm Cheerleaders





SABERZONE

RADIO AND TELEVISION

KNBR 1050

KNBR is the Bay Area's Sports Leader, and a key member of the Cumulus Media family. With the completion of the Citadel acquisition, Cumulus Media is the largest pure-play radio broadcaster in the United States, and owns or operates more than 570 radio stations in 120 markets and a nationwide radio network serving over 4000 stations. Cumulus Media's headquarters are in Atlanta, Georgia, and its web site is www.cumulus.com

COMCAST SPORTSNET

NBC Sports Regional Networks, part of the NBC Sports Group, consists of 13 local networks that deliver more than 2,400 sporting events annually, along with breaking news and comprehensive analysis, to more than 50 million cable and satellite homes. The NBC Sports Regional Networks are: Comcast SportsNet Bay Area, Comcast SportsNet California, Comcast SportsNet Chicago, Comcast SportsNet Houston, Comcast SportsNet Mid-Atlantic, Comcast SportsNet New England, Comcast SportsNet Northwest, Comcast SportsNet Philadelphia, CSS and SNY. NBC Sports Regional Networks also manages NECN (New England Cable News), the nation's largest regional news network, and The Comcast Network, based in Philadelphia and Washington, which delivers community-oriented programming. For more information, see ComcastSportsNet.com. (Television schedule is tentative; consult local listings at game time for broadcast information.)



CALLING THE ACTION

Returning for his 18th season as the voice of the SaberCats is **Bob Fitzgerald**. Along with his SaberCats' duties, Fitz has been the television voice of the NBA's Golden State Warriors for the last 16 years and is co-host of the mid-day sports talk show 'Fitz and Brooks' on KNBR 680. In addition, Fitz works NFL and major college football games for CBS Radio/Westwood One and called Team USA Men's and Women's basketball at the 2004 and 2012 Summer Olympic Games.

Rich Cellini has been the television voice of the San Francisco Giants' Triple-A affiliate, the Fresno Grizzlies, since 1998. He also broadcasts a variety of basketball and football games in San Francisco and throughout the Central Valley region. Along with his broadcasting duties, Cellini is also a professor at the University of San Francisco.

Former SaberCats All-AFL performer **Steve Papin**, one of the most popular players to ever wear the green and gold, will return for another season of commentary. The holder of several team records, Papin joined the crew in 2006 after a year of sideline reporting.

Scott Wood enters his second year doing color commentary for the SaberCats. A former player, Wood played five seasons in the green and gold.

Ari Wolfe will be helping out this season doing play by play. Wolfe currently works as an announcer, reporter and anchor for the CBS Sports Network.

2013 SABERCATS TELEVISION AND RADIO SCHEDULE

DATE	OPPONENT	TIME (PDT)	RADIO	TV	DATE	OPPONENT	TIME (PDT)	RADIO	TV
MON. MARCH 17	@ PORTLAND	7:00 p.m.	KNBR 1050	CBS SN	FRI. MAY 23	@ SPOKANE	7:00 p.m.	KNBR 1050	CSN
SUN. MARCH 23	PHILADELPHIA	5:00 p.m.	KNBR 1050		SAT. MAY 31	@ ARIZONA	6:30 p.m.	KNBR 1050	CBS SN
SAT. MARCH 29	@ PITTSBURGH	2:00 p.m.	KNBR 1050	CSN	SAT. JUNE 7	LA	7:30 p.m.	KNBR 1050	
FRI. APRIL 4	SPOKANE	7:30 p.m.	KNBR 1050		SAT. JUNE 14	SPOKANE	7:30 p.m.	KNBR 1050	CBS SN
SAT. APRIL 12	ARIZONA	7:30 p.m.	KNBR 1050		SAT. JUNE 27	ARIZONA	7:30 p.m.	KNBR 1050	
FRI. APRIL 18	@ PORTLAND	7:00 p.m.	KNBR 1050	CSN	SAT. JULY 6	@ LA	7:00 p.m.	KNBR 1050	CSN
SAT. APRIL 26	@ LA	7:00 p.m.	KNBR 1050	CSN	FRI. JULY 11	TAMPA BAY	7:30 p.m.	KNBR 1050	
SAT. MAY 3	ORLANDO	7:30 p.m.	KNBR 1050		SUN. JULY 20	@ PHILADELPHIA	1:00 p.m.	KNBR 1050	CSN
SAT. MAY 17	PORTLAND	7:00 p.m.	KNBR 1050	ESPNEWS	SAT. JULY 26	@ IOWA	5:05 PM	KNBR 1050	CSN

Dates and Times Are Subject to Change

Check Local Listings for exact Comcast channel





SAP Center at San Jose has been recognized as the biggest success story in the revitalization of downtown San Jose. For more than a decade the facility with its distinctive 10-story glass pyramid entry and unique stainless steel facade has been the place to be and be seen in the Bay Area.

Located in the heart of Silicon Valley, SAP Center is an exemplification of the architectural excellence and technological innovation that defines the area.

That statement carries more weight today, especially after the completion of a \$16.5 million renovation over the summer of 2007. The costs were shared by the City of San Jose and SAP Center.

Patrons entering SAP Center will now enjoy the latest in audio and video technology to enhance their viewing experience. Most noticeable to the eyes is the high resolution LED center hung scoreboard - one of the largest in North America. The middle of the arena bowl features a full-color moving LED fascia display (also known as a ribbon board).

For the ears, there's a new state-of-the-art digital sound system and acoustical improvements. Finally, there were some minor changes to allow for interfacing with high definition telecasts originating from SAP Center and an increased rigging capacity for concerts and shows.

Besides the San Jose Sharks, champion teams (such as the three-time ArenaBowl Champion San Jose SaberCats of the Arena Football League and the 1995 Roller Hockey International Champion San Jose Rhinos) and championship events (three NCAA Men's Basketball Western Regional Finals, 2003-07 Pac-10 Women's Basketball Tournament, 1999 NCAA Women's Basketball Final Four and the 2007 Visa Gymnastics Championships) have taken place at SAP Center.

In addition, headliners such as Bruce Springsteen, The Rolling Stones, Barbra Streisand, The Three Tenors and Paul McCartney have performed before capacity crowds.

HP Pavilion at San Jose continues to set the standard for sports and entertainment venues worldwide. Pollstar Magazine ranked SAP Center as the No. 3 venue in the United States and seventh in the world in terms of non-sports tickets sold during the 2005 calendar year.

"SAP Center is San Jose's premiere sports and entertainment venue, drawing hundreds of first class events to San Jose every year," San Jose Mayor Chuck Reed said at the press conference announcing the improvements. "It's an economic engine that brings hundreds of thousands of people to downtown San Jose every year. We want to ensure that it continues to thrive in that role for the foreseeable future.

"The staff at SAP Center at San Jose takes great pride not only in providing world-class entertainment to our fan base, but also in maintaining a state-of-the-art venue that the people of San Jose can take pride in," Silicon Valley Sports and Entertainment President and Chief Executive Officer Greg Jamison said. "The enhancements will not only improve the quality of the fan experience, but it will also get the building to the standards that have become customary in entertainment facilities today."

INSIDE THE IMPROVEMENTS CENTER HUNG SCOREBOARD

The new high resolution display is 18x24 feet and provides a 16x9 video image ratio used in High Definition television displays. The old analog video display was 9x12 feet.

LED FASCIA DISPLAY

This full-color, moving LED display (also known as a ribbon board) provides a very dramatic visual experience for guests.

The display allows SAP Center to provide flexible programming for events such as the NCAA Championships that require specific guidelines.

SEATING AREA SOUND SYSTEM

The new sound system uses state-of-the-art digital equipment and incorporates outward facing speaker clusters as opposed to distributed speaker placement.

Guests will notice a clearer, more audible sound quality as sound will be generated from the center of SAP Center, as opposed to all around the building.

RIGGING CAPACITY UPGRADE

The capacity was increased from 75,000 to 150-200,000 pounds.

Concerts and in-arena events now utilize standard loads of 60-80,000 pounds and larger shows run 125-150,000 pounds. When SAP Center opened in 1993, a standard show load was 40,000 pounds and large shows had an average load of 60-80,000 pounds.

HD VIDEO EQUIPMENT UPGRADE

More sporting events are now being televised in HD, as opposed to analog.

The upgrade insures reliability and interfacing with the new center hung scoreboard, LED systems, TV trucks and the new HP HD televisions within SAP Center.

THE SABERCATS RECORD AT SAP Center

The SaberCats hold a distinct advantage when it comes to playing at SAP Center. Over their history, the SaberCats have compiled a 91-31 (.746) regular season record and are 13-4 (.765) in the postseason for a combined 104-35 (.748) ledger. Under Owner/Head Coach Darren Arbet the SaberCats own a 77-18 (.812) regular season record and are 14-3 (.823) in postseason games at SAP Center. San Jose has held three regular season home win streaks of 10 games or more in recent history and had a 14-game regular season winning streak that stretched from June 16, 2001 to April 11, 2003. Included in that run were four playoff wins that stretched the team's overall win streak to 18 games. From April 19, 2003 to May 30, 2004, the SaberCats strung ten consecutive regular season wins together and twice the team has gone an entire season without losing a home game. In 2002, when the SaberCats captured their first ArenaBowl title, they were a perfect 7-0 during the regular season and 3-0 in the playoffs, including a resounding 52-14 win before a sellout crowd of 16,942 in ArenaBowl XVI on August 18, 2002.

ALL-TIME HOME ATTENDANCE

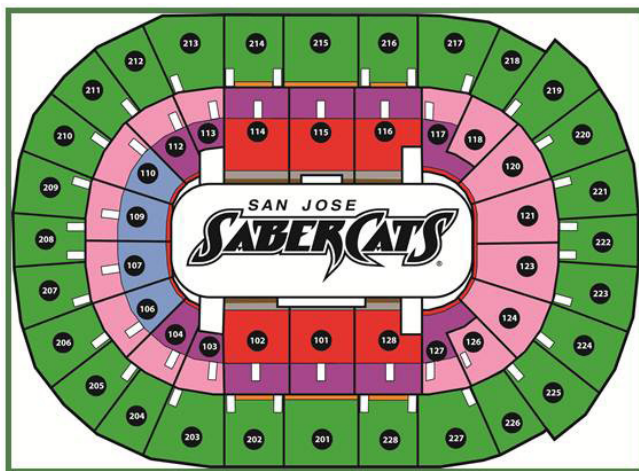
RANK	TOP ATTENDED GAMES			YEARLY ATTENDANCE FIGURES			
	ATTENDANCE	OPPONENT	DATE	YEAR	GAMES	ATTENDANCE	AVERAGE
1.	16,942	ARIZONA (AB XVI)	8/18/02	1995*	7 GAMES	98,664	14,095
2.	16,221	LAS VEGAS	2/5/05	1996	7 GAMES	106,275	15,182
3.	15,604	COLORADO	2/22/03	1997	7 GAMES	101,595	14,514
	15,604	BUFFALO	7/22/00	1998	7 GAMES	100,811	14,402
5.	15,569	ARIZONA	8/6/95	1999	7 GAMES	98,246	14,035
6.	15,561	ALBANY	5/10/96	2000**	9 GAMES	122,506	13,612
7.	15,470	ORLANDO	5/24/96	2001*	8 GAMES	112,145	14,018
8.	15,407	LOS ANGELES	5/17/03	2002**	10 GAMES	137,934	13,793
9.	15,276	HOUSTON	7/21/01	2003**	10 GAMES	131,592	13,159
10.	15,248	TAMPA BAY	8/2/97	2004**	10 GAMES	128,401	12,840
11.	15,193	GRAND RAPIDOS	2/28/04	2005	8 GAMES	109,752	13,719
12.	15,193	MEMPHIS	6/28/96	2006**	10 GAMES	127,867	12,787
13.	15,130	ST. LOUIS	6/14/96	2007**	10 GAMES	131,786	13,178
14.	15,109	ARIZONA	8/2/96	2008**	10 GAMES	130,520	13,052
15.	15,108	MILWAUKEE	7/31/99	2011	9 GAMES	84,963	9,440
				2012	9 GAMES	91,141	10,126
				2013	10 GAMES	91,038	9,103

*NUMBER OF PLAYOFF GAMES



The San Jose SaberCats organization continues to be a major player in the Bay Area community. Whether it is through donations made through the SaberCats ticket donation program to various non-profit organizations throughout the year or on-site visits made by players and staff members from the three-time ArenaBowl champions or SaberKittens, the organization maintains an active relationship with the community in which they serve. Appearances are routinely made during the season for local schools, youth organizations, career days, civic groups, and youth athletic clubs by members of the SaberCats organization. If you have an event you would like the SaberCats to participate in or have an idea for a community event, please visit the community page at www.thesanjosesabercats.com. SaberKittens appearance request forms are online at the SaberKittens page on the team's official website.





2014 Full Season	Season Per Game Price	Single Game Ticket
\$680	\$80	\$82
562.50	65	67
331.50	39	41
153	18	20
153	18	20
136	16	18
85	10	12
85	10	12

SAP center
at san jose

ticketmaster®

SABERCATS

SEASON TICKET HOLDER BENEFITS

As a SaberCats season ticket holder you get to experience the exciting indoor action of the three-time champion SaberCats first hand this season. For an affordable price you get the best seats in the house for every home game, receive a 15% discount on SaberCats merchandise, an invitation to the annual Meet the Team party, a unique collector's pin, the opportunity to purchase additional seats for family or friends with no service charge, a personal account

executive to handle all your ticket needs, plus you save an additional \$2 on each single-game ticket. Don't miss out on a chance to experience all the heart-pumping action on the SaberCats. No other Bay Area sport provides this full entertainment package at such an affordable price.

GROUP TICKETS AND PACKAGES

Group tickets are a fun, easy and an inexpensive way for your friends, family and co-workers to experience the excitement of SaberCats Arena Football. Home games are perfect for client entertainment, boosting employee morale and productivity, building team chemistry, and birthday celebrations. There are different discount levels available and each includes a SaberPack for your group. Catch all the San Jose SaberCats action this season and get your group or season tickets today.

*Group rates are for 10 members and up

INDIVIDUAL GAME TICKETS

Individual game tickets range from \$12 to \$64 and are available by calling your local Ticketmaster outlet, online at ticketmaster.com

or by visiting the walk-up windows at the HP Pavilion at San Jose ticket office.



SABERCATS

sanjosesabercats.com

WWW.THESANJOSESABERCATS.COM