



2014

ORLANDO

PREDATORS
MEDIA GUIDE TM

TABLE OF CONTENTS

2013 Season Schedule

TV Broadcasting Schedule Conference

Division Alignment Opponents

Administration

Team Directory

Managing Member, Brett Bouchy

Department Head Bios

Staff

Media Information

Covering the Predators Amway Center

Coaching Staff

Head Coach Doug Plank

Associate Head Coach Tim Marcum Support

Staff

Roster

Numerical Roster Alphabetical Roster Player

Bios

2012 Review

Final Stats Team/Individual Highs Opponent

Highs Game Summaries

Orlando Predators History

Year by Year History

Team Records

Team Playoff Records Individual Records

Individual Playoff Records

Top Single Game Performances Rookie Records

Opponent Records Career Leaders

Single Season Leaders Year-By-Year Stats

Series Scores/Records All-Time Roster (91 12)

All-Time Coaches All-Time Awards

Ring of Honor

Arena Football League AFI Mission Statement

Fans Bill of Rights 2012 Teams Map Playoff

Format

2012 Composite Schedule Commissioner Jerry

Kurz

Rules of the Game

2014 SCHEDULE

WK1 3.16 vs JACKSONVILLE SHARKS

WK2 3.21 vs LOS ANGELES KISS

WK3 3.29 at TAMPA BAY STORM

WK4 4.3 at NEW ORLEANS VOODOO

WK5 4.10 vs PHILADELPHIA SOUL

WK6 4.19 vs TAMPA BAY STORM

WK7 4.26 vs NEW ORLEANS VOODOO

WK8 5.3 at SAN JOSE SABERCATS

WK9 BYE WEEK

WK10 5.17 at JACKSONVILLE SHARKS

WK11 5.24 vs PITTSBURGH POWER

WK12 5.31 at IOWA BARNSTORMERS

WK13 6.7 at SAN ANTONIO TALONS

WK14 6.12 vs JACKSONVILLE SHARKS

WK15 6.21 at TAMPA BAY STORM

WK16 BYE WEEK

WK17 7.6 at PHILADELPHIA SOUL

WK18 7.10 vs IOWA BARNSTORMERS

WK19 7.19 at NEW ORLEANS VOODOO

WK20 7.26 vs ARIZONA RATTLERS

CBS
SPORTS
NETWORK



BROADCASTING

DAY:	DATE:	WEEK:	TIME:	MATCHUP:
Monday	17 March	1	10:00 p.m. ET	San Jose at Portland
Sunday	23 March	2	06:30 p.m. ET	Spokane at Arizona
Saturday	29 March	3	07:00 p.m. ET	Orlando at Tampa Bay
Saturday	05 April	4	10:00 p.m. ET	Portland at Los Angeles
Friday	11 April	5	07:00 p.m. ET	New Orleans at Pittsburgh
Saturday	19 April	6	08:00 p.m. ET	Los Angeles at Iowa
Saturday	26 April	7	07:30 p.m. ET	Spokane at Tampa Bay
Saturday	03 May	8	07:00 p.m. ET	Arizona at Jacksonville
Saturday	10 May	9	06:00 p.m. ET	New Orleans at Philadelphia
Saturday	17 May	10	06:00 p.m. ET	Los Angeles at Pittsburgh
Saturday	24 May	11	07:30 p.m. ET	Jacksonville at Tampa Bay
Saturday	31 May	12	09:30 p.m. ET	San Jose at Arizona
Saturday	07 June	13	08:00 p.m. ET	Iowa at Cleveland
Saturday	14 June	14	10:30 p.m. ET	Spokane at San Jose
Saturday	21 June	15	06:00 p.m. ET	Cleveland at Philadelphia
Saturday	28 June	16	07:00 p.m. ET	Pittsburgh at Jacksonville
Saturday	05 July	17	06:00 p.m. ET	Portland at Cleveland
Saturday	12 July	18	10:00 p.m. ET	Arizona at Spokane
Saturday	19 July	19	10:00 p.m. ET	San Antonio at Los Angeles
Saturday	26 July	20	07:00 p.m. ET	Arizona at Orlando

OPPONENT
BREAKDOWN

OPPONENT BREAKDOWN



Orlando Predators
CFE Arena (10,000)
12777 Gemini Blvd. N
Orlando, FL 32816
407.823.6006

Phone: 407.648.4444
Fax: 407.839.4877
Website: www.OrlandoPredators.com
AFL Season: 23rd
Alignment: American Conference/South Division
Team Colors: Black and Red

PR Contact: Jeff Schmidt
E-mail: jschmidt@orlandopredators.com
Office: 407.447.3336 Cell: 239.293.4125
Press Box: 407.849.3638

Coaching Staff
Head Coach: Rob Keefe 58-24
6th season overall, 1st with Orlando

2013 Season – Second in the South Division
Record: 7-12 PF: 1,020 PA: 1,091
Home: 4-5 Away: 3-7



Arizona Rattlers
US Airways Center (18,422)
201 East Jefferson St
Phoenix, AZ, 85004
602.379.2000

Phone: 480.985.3292
Fax: 480.985.3293
Website: www.AZRattlers.com
AFL Season: 22nd
Alignment: National Conference/West Division
Team Colors: Black, Copper, Teal and White

PR Contact: Dale Hajek
E-mail: DHajek@azrattlers.com
Office: 602.842.7281 Cell: 602.460.1378
Press Box:

Coaching Staff
Head Coach: Kevin Guy 71–30
12th season overall, 4th with Arizona

2013 Season – First in the West Division
Record: 15-3 PF: 1,203 PA: 866
Home: 8-1 Away: 7-2

Rattlers vs. Predators
Series: 8-12
Regular Season: 6-8 Playoffs: 2-2
Last Game: 7/06/13 – AZ at ORL, L 84-56

2014 Schedule

Date	Opponent	Time
03/16	JACKSONVILLE SHARKS	4:00 PM
03/21	LOS ANGELES KISS	7:30 PM
03/29	at Tampa Bay Storm	7:30 PM
04/03	at New Orleans VooDoo	8:30 PM
04/10	PHILADELPHIA SOUL	7:30 PM
04/19	TAMPA BAY STORM	7:30 PM
04/26	NEW ORLEANS VOODOO	7:30 PM
05/03	at San Jose SaberCats	10:30 PM
05/17	at Jacksonville Sharks	7:00 PM
05/24	PITTSBURGH POWER	7:30 PM
05/31	at Iowa Barnstomers	8:05 PM
06/07	at San Antonio Talons	TBA
06/12	JACKSONVILLE SHARKS	7:30 PM
06/21	at Tampa Bay Storm	4:00 PM
07/06	at Philadelphia Soul	4:00 PM
07/10	IOWA Barnstormers	7:30 PM

ArenaBowl Championships 2
ArenaBowl Appearances 7
Overall 213-148
Home 118-59
Away 94-88
Neutral Site 1-1
Overtime 8-7
Reg. Season 190-130
Playoffs 23-18
Attendance 2,343,456
Average 13,165



Cleveland Gladiators
Quicken Loans Arena (20,562)
One Center Court,
Cleveland, OH 44115
855.416.0373

Phone: 216.420.2213
Fax:
Website: www.ClevelandGladiators.com
AFL Season: 6th
Alignment: American Conference/Eastern Division
Team Colors: Red, Black and White

PR Contact: Pam Frasco
E-mail: Pfrasco@theqarena.com
Office: 216.420.2213 Cell: 216.310.6959
Press Box:

Coaching Staff
Head Coach: Steve Thonn 55-91
16th season overall, 5th with Cleveland

2013 Season – Second in the East Division
Record: 4-14 PF: 847 PA: 1,047
Home: 3-6 Away: 1-8

Gladiators vs. Predators
Series: 3-5
Regular Season: 3-4 Playoffs: 0-1
Last Game: 7/20/13 – CLE vs. ORL, L 65-62

2014 Schedule

Date	Opponent	Time
03/15	at Pittsburgh Power	9:00 PM
03/29	at New Orleans VooDoo	8:00 PM
04/04	IOWA BARNSTORMERS	7:30 PM
04/12	at Los Angeles Kiss	10:00 PM
04/19	at Spokane Shock	10:00 PM
04/26	PITTSBURGH POWER	7:00 PM
05/10	LOS ANGELES KISS	7:00 PM
05/17	at Iowa Barnstormers	8:05 PM
05/23	PHILADELPHIA SOUL	7:00 PM
05/31	at Pittsburgh Power	5:00 PM
06/07	IOWA BARNSTORMERS	8:00 PM
06/14	NEW ORLEANS VOODOO	7:00 PM
06/21	at Philadelphia Soul	6:00 PM
06/27	TAMPA BAY STORM	7:00 PM
07/05	PORTLAND THUNDER	6:00 PM
07/12	at San Antonio Talons	8:00 PM
07/19	JACKSONVILLE SHARKS	7:00 PM
07/26	at Tampa Bay Storm	7:30 PM

Lifetime Records
ArenaBowl Championships 0
ArenaBowl Appearances 0
Overall 40-50
Home 26-19
Away 14-31
Neutral Site 0-0
Overtime 2-1
Reg. Season 38-48
Playoffs 2-2
Attendance 381,161
Average 8,470

OPPONENT BREAKDOWN



Iowa Barnstormers
Wells Fargo Arena (16,980)
730 3rd Street
Des Moines, Iowa 50309
215.336.3600

Phone: 515.633.2255
Fax: 515.564.8451
Website: www.TheIowaBarnstormers.com
AFL Season: 19th
Alignment: American Conference/East Division
Team Colors: Black, Gold, Red and White

PR Contact: Bri Funte
E-mail: bfunte@theiowabarnstormers.com
Office: 515.564.8455 Cell: 641.512.0925
Press Box:

Coaching Staff
Head Coach: Mike Hohensee 159–147
28th season overall, 3rd with Iowa

2013 Season – Third in the Central Division
Record: 6-12 PF: 827 PA: 913
Home: 2-7 Away: 4-5

Barnstormers vs. Predators
Series: 2-1
Regular Season: 2-1 Playoffs: 0-0
Last Game: 7/13/13 – IA at ORL, W 55-41

2014 Schedule

Date	Opponent	Time
3/15	at Spokane Shock	9:00 PM
3/24	at Portland Thunder	9:00 PM
4/4	at Cleveland Gladiators	6:30 PM
4/12	SAN ANTONIO TALONS	7:05 PM
4/19	LOS ANGELES KISS	7:05 PM
4/27	at Philadelphia Soul	3:00 PM
5/3	at San Antonio Talons	TBD
5/10	JACKSONVILLE SHARKS	7:05 PM
5/17	ORLANDO PREDATORS	7:05 PM
5/24	at New Orleans Voodoo	7:00 PM
5/31	ORLANDO PREDATORS	7:05 PM
6/7	at Cleveland Gladiators	6:00 PM
6/14	TAMPA BAY STORM	7:05 PM
6/20	at Pittsburgh Power	6:00 PM
6/28	PHILADELPHIA SOUL	7:05 PM
7/10	at Orlando Predators	6:30 PM
7/19	PITTSBURGH POWER	7:05 PM
7/26	SAN JOSE SABER CATS	7:05 PM

Lifetime Records
ArenaBowl Championships 0
ArenaBowl Appearances 0
Overall 25-45
Home 12-23
Away 13-22
Neutral Site 0-0
Overtime 1-2
Reg. Season 25-45
Playoffs 0-0
Attendance 300,390
Average 8,582



Jacksonville Sharks
Jacksonville Veterans Memorial Arena
300 A. Philip Randolph Boulevard
Jacksonville, FL 32202
904.630.3900

Phone: 904.900.2060
Fax: 866.661.2116
Website: www.JaxSharks.com
AFL Season: 5th
Alignment: American Conference/South Division
Team Colors: Blood Red, Midnight Black, White

PR Contact: Zander Kean
E-mail: zander@jaxsharks.com
Office: 904.900.2060 Cell: 508.523.0694
Press Box:

Coaching Staff
Head Coach: Les Moss 53–25
5th season overall, 3rd with Jacksonville

2013 Season – First in the South Division
Record: 12-6 PF: 941 PA: 883
Home: 6-3 Away: 6-3

Sharks vs. Predators
Series: 2-8
Regular Season: 1-7 Playoffs: 1-1
Last Game: 6/29/13 – JAX vs. ORL, L 62-55

2014 Schedule

Date	Opponent	Time
03/16	at Orlando Predators	4:00 PM
03/29	SAN ANTONIO TALONS	7:00 PM
04/05	at Arizona Rattlers	9:00 PM
04/11	TAMPA BAY STORM	8:00 PM
04/19	at Philadelphia Soul	6:00 PM
04/26	PORTLAND THUNDER	7:00 PM
05/03	ARIZONA RATTTLERS	7:00 PM
05/10	at Iowa Barnstormers	8:05 PM
05/17	ORLANDO PREDATORS	7:00 PM
05/24	at Tampa Bay Storm	7:30 PM
06/07	SPOKANE SHOCK	7:00 PM
06/12	at Orlando Predators	7:30 PM
06/21	at New Orleans VooDoo	8:00 PM
06/28	PITTSBURGH POWER	7:00 PM
07/06	at San Antonio Talons	4:00 PM
07/14	NEW ORLEANS VOODOO	8:00 PM
07/19	at Cleveland Gladiators	7:00 PM
07/26	LOS ANGELES KISS	7:00 PM

Lifetime Records
ArenaBowl Championships 1
ArenaBowl Appearances 1
Overall 53-25
Home 31-11
Away 22-14
Neutral Site 0-0
Overtime 0-1
Reg. Season 48-22
Playoffs 5-3
Attendance 414,749
Average 9,874



Los angeles kiss
Honda Center (18,336)
2695 E Katella Ave
Anaheim, CA 92806
714.704.2400

Phone: 714.462.5477
Fax:
Website: www.LAKissFootball.com
AFL Season: 1st
Alignment: National Conference/West Division
Team Colors: Black, Flame, Gold and White

Anaheim, CA 92806
714.704.2400
PR Contact: Louise Troen
E-mail: louise@miller-pr.com
Office: 714.462.5477 Cell: 310.666.2353
Press Box:

Coaching Staff
Head Coach: Bob McMillen 34-23
5th season overall, 1st with Los Angeles

2014 Schedule

Date	Opponent	Time
03/15	at San Antonio Talons	5:00 PM
03/21	at Orlando Predators	4:30 PM
04/05	PORTLAND THUNDER	6:30 PM
04/12	CLEVELAND GLADIATORS	7:00 PM
04/19	at Iowa Barnstormers	5:00 PM
04/26	SAN JOSE SAVERCATS	7:00 PM
04/26	NEW ORLEANS	7:30 PM
05/04	SPOKANE SHOCK	4:00 PM
05/10	at Cleveland Gladiators	4:00 PM
05/17	at Pittsburgh Power	2:00 PM
05/25	ARIZONA RATTTLERS	5:00 PM
06/07	at San Jose Sabercats	7:30 PM
06/14	PORTLAND THUNDER	7:00 PM
06/21	at Arizona Rattlers	6:00 PM
06/28	SPOKANE SHOCK	7:00 PM
07/06	SAN JOSE SAVERCATS	5:00 PM
07/12	at Portland Thunder	7:30 PM
7/19	SAN ANTONIO TALONS	7:00 PM
7/26	at Jacksonville Sharks	4:00 PM

Lifetime Records
ArenaBowl Championships 0
ArenaBowl Appearances 0
Overall 0-0
Home 0-0
Away 0-0
Neutral Site 0-0
Overtime 0-0
Reg. Season 0-0
Playoffs 0-0
Attendance 0
Average

OPPENENT BREAKDOWN



New Orleans VooDoo
Smoothie King Center (16,900)
1501 Girod St
New Orleans, LA 70113
504.587.3663

Phone: 504.875.3900
Fax: 318.746.8768
Website: www.AFLVoodoo.com
AFL Season: 10th
Alignment: American Conference/South Division
Team Colors: Purple, Red, Black, Tan and White

PR Contact: Grant Yenni
Office: 504.875.3900 Cell: 504.676.2500

Coaching Staff
Head Coach: Pat O'Hara 33-41
5th season overall, 3rd with New Orleans

2013 Season - Fourth in South Division
Record: 5-13 PF: 833 PA: 1,069
Home: 3-6 Away: 2-7

VooDoo vs. Predators
Storm leads series 3-1
Regular Season: 3-1 Playoffs: 0-0
Last Game: 7/27/13 - NOLA at ORL, W 71-42

2014 Schedule

Date	Opponent	Time
03/14	at Tampa Bay Storm	7:30 PM
03/29	CLEVELAND GLADIATORS	8:00 PM
04/03	ORLANDO PREDATORS	8:30 PM
04/11	at Pittsburgh Power	7:00 PM
04/18	SAN ANTONIO TALONS	8:30 PM
04/26	at Orlando Predators	7:30 PM
05/10	at Philadelphia Soul	6:00 PM
05/17	at San Antonio Talons	8:00 PM
05/24	IOWA BARNSTORMERS	8:00 PM
05/30	TAMPA BAY STORM	8:30 PM
06/07	at Pittsburgh Power	5:00 PM
06/14	at Cleveland Gladiators	7:00 PM
06/21	JACKSONVILLE SHARKS	8:00 PM
06/26	at Portland	10:00 PM
07/07	PITTSBURGH POWER	8:30 PM
07/14	at Jacksonville Sharks	8:00 PM
07/19	ORLANDO PREDATORS	8:00 PM
07/26	San Antonio Talons	8:00 PM

Lifetime Records	
ArenaBowl Championships	0
ArenaBowl Appearances	0
Overall	49-71
Home	29-31
Away	20-40
Neutral Site	0-0
Overtime	3-3
Reg. Season	49-69
Playoffs	0-2
Attendance	679,852
Average	11,330



Philadelphia Soul
Wells Fargo Center (19,500)
3601 S Broad St
Philadelphia, PA 19148
215.336.3600

Phone: 215.636.0700
Fax:
Website: www.PhiladelphiaSoul.com
AFL Season: 10th
Alignment: American Conference/East Division
Team Colors: Blue, Grey, White and Black

PR Contact: Tom Goodhines
E-mail: tgoodhines@philadelphiasoul.com
Office: 215.636.0700 Cell: 215.840.3232
Press Box:

Coaching Staff
Head Coach: Clint Dolezel 22-15
3th season overall, 2nd with Philadelphia

2013 Season - First in the East Division
Record: 12-6 PF: 1,050 PA: 839
Home: 5-4 Away: 7-2

Soul vs. Predators
Series: 3-9
Regular Season: 2-7 Playoffs: 1-2
Last Game: 8/09/13 - PHL vs. ORL, L 59-55

2014 Schedule

Date	Opponent	Time
03/15	at Arizona Rattlers	9:00 PM
03/23	at San Jose SaberCats	8:00 PM
04/04	at Tampa Bay Storm	7:30 PM
04/10	at Arizona Predators	7:30 PM
04/19	JACKSONVILLE SHARKS	6:00 PM
04/27	IOWA BARNSTORMERS	4:00 PM
05/03	at Pittsburgh Power	7:00 PM
05/10	NEW ORLEANS VOODOO	6:00 PM
05/17	TAMPA BAY STORM	6:00 PM
05/23	at Cleveland Gladiators	7:00 PM
06/01	SAN ANTONIO TALONS	5:00 PM
06/07	at Philadelphia Soul	5:00 PM
06/14	PITTSBURGH POWER	6:00 PM
06/21	CLEVELAND GLADIATORS	6:00 PM
06/28	at Jacksonville Sharks	8:05 PM
07/06	ORLANDO PREDATORS	4:00 PM
07/20	SAN JOSE SABERCATS	4:00 PM
07/26	at Pittsburgh Power	5:00 PM

Lifetime Records	
ArenaBowl Championships	1
ArenaBowl Appearances	3
Overall	83-64
Home	46-27
Away	36-36
Neutral Site	1-1
Overtime	2-1
Reg. Season	74-60
Playoffs	9-4
Attendance	1,004,708
Average	13,396



Pittsburgh power
CONSOL Energy Center (16,280)
1001 Fifth Ave
Pittsburgh, PA 15219
412.642.1800

Phone: 412.697.7846
Fax: 412.697.0997
Website: www.pittsburghpowerfootball.com
AFL Season: 3rd
Alignment: National Conference/East Division
Team Colors: Black and Gold

PR Contact: Lauren Hametz
Office: 412.697.7846 Cell: 814-397-4667
Press Box: 509.723.5411

Coaching Staff
Head Coach: Derek Stingley 8-30
4th season overall, 3rd with Pittsburgh

2013 Season - Third in East Division
Record: 4-14 PF: 726 PA: 1,014
Home: 1-8 Away: 3-6

Power vs. Predators
Series 3-2
Regular Season: 3-2 Playoffs: 0-0
Last Game: 6/22/13 - PIT at ORL, W 50-35

2014 Schedule

Date	Opponent	Time
03/15	CLEVELAND GLADIATORS	5:00 PM
03/24	SAN JOSE SABERCATS	5:00 PM
04/04	at San Antonio Talons	TBA
04/11	NEW ORLEANS VOODOO	7:00 PM
04/19	at Arizona Rattlers	9:00 PM
04/26	at Cleveland Gladiators	7:00 PM
05/03	PHILADELPHIA SOUL	7:00 PM
05/09	at Spokane Shock	10:00 PM
05/17	LOS ANGELES KISS	5:00 PM
05/24	at Orlando Predators	7:30 PM
05/31	CLEVELAND GLADIATORS	5:00 PM
06/07	NEW ORLEANS VOODOO	5:00 PM
06/14	at Philadelphia Soul	6:00 PM
06/20	IOWA BARNSTORMERS	7:00 PM
06/28	at Jacksonville Sharks	7:00 PM
07/07	at Iowa Barnstormers	8:30 PM
07/19	at Iowa Barnstormers	8:05 PM
07/26	PHILADELPHIA SOUL	5:00 PM

Lifetime Records	
ArenaBowl Championships	0
ArenaBowl Appearances	0
Overall	18-36
Home	7-20
Away	11-16
Neutral Site	0-0
Overtime	1-1
Reg. Season	18-36
Playoffs	0-0
Attendance	182,031
Average	6,741

OPPENENT BREAKDOWN



Portland Thunder
Moda Center (18,280)
1 N Center Ct St
Portland, OR 97227
503.235.8771

Phone: 503.410.7455
Fax:
Website: www.portlandthunder.com
AFL Season: 1st
Alignment: National Conference/Pacific Division
Team Colors: Royal Blue, Red, Silver, Thunder Blue, Black and White

PR Contact: Brian Beaudry
E-mail: bbeaudry@portlandafl.com
Office: 503.410.7455 Cell: 509.723.5411
Press Box: 509.723.5411

Coaching Staff
Head Coach: Matthew Sauk
1st season overall, 1st with Portland

2014 Schedule

Date	Opponent	Time
03/17	SAN JOSE SABERCATS	10:00 PM
03/24	IOWA BARNSTORMERS	10:00 PM
04/05	at Los Angeles KISS	10:00 PM
04/12	at Spokane Shock	10:00 PM
04/18	SAN JOSE SABERCATS	10:00 PM
04/26	at Jacksonville Sharks	7:00 PM
05/03	at Tampa Bay Storm	7:30 PM
05/10	ARIZONA RATTTLERS	10:00 PM
05/17	at San Jose SaberCats	10:30 PM
05/22	SAN ANTONIO TALONS	10:00 PM
05/30	at Spokane Shock	10:00 PM
06/06	at Portland Thunder	10:00 PM
06/14	at Los Angeles KISS	10:00 PM
06/26	NEW ORLEANS VOODOO	10:00 PM
07/05	at Cleveland Gladiators	6:00 PM
07/12	LOS ANGELES KISS	10:30 PM
07/20	at Arizona Rattlers	6:00 PM
07/26	SPOKANE SHOCK	10:00 PM

Lifetime Records

ArenaBowl Championships	0
ArenaBowl Appearances	0
Overall	0-0
Home	0-0
Away	0-0
Neutral Site	0-0
Overtime	0-0
Reg. Season	0-0
Playoffs	0-0
Attendance	0
Average	



San antonio talons
Alamodome (72,000)
100 Montana Street
San Antonio, Texas 78203
210.207.3663

Phone: 407.758.2844
Fax:
Website: www.SanAntonioTalons.com
AFL Season: 5th
Alignment: National Conference/West Division
Team Colors: Black, Blue and White

PR Contact: Keith Racine
E-mail: kracine@sanantoniotalons.com
Office: 407.758.2844 Cell: 631.514.9606
Press Box:

Coaching Staff
Head Coach: Lee Johnson 24-12
3rd season overall, 3rd with Talons

2013 Season - Second in the Central Division
Record 10-8 PF: 782 PA: 884
Home: 4-5 Away: 6-3

Talons vs. Predators
Series 1-0
Regular Season: 1-0 Playoffs: 0-0
Last Game: 3/29/12 - SA at ORL, L 47-34

2014 Schedule

Date	Opponent	Time
03/15	LOS ANGELES	8:00 PM
03/21	TAMPA BAY	8:30 PM
03/29	at Jacksonville	7:00 PM
04/04	PITTSBURGH	8:30 PM
04/12	at Iowa	8:05 PM
04/18	at New Orleans	8:30 PM
04/26	at Arizona	9:00 PM
05/03	IOWA	8:00 PM
05/17	NEW ORLEANS	8:00 PM
05/22	at Portland	10:00 PM
06/01	at Philadelphia	5:00 PM
06/07	ORLANDO	8:00 PM
06/14	ARIZONA	8:00 PM
06/20	at Spokane	10:00 PM
07/06	JACKSONVILLE	4:00 PM
07/12	CLEVELAND	8:00 PM
07/19	at Los Angeles	10:00 PM
07/26	at New Orleans	8:00 PM

Lifetime Records

ArenaBowl Championships	0
ArenaBowl Appearances	0
Overall	24-13
Home	12-7
Away	12-6
Neutral Site	0-0
Overtime	0-0
Reg. Season	24-12
Playoffs	0-1
Attendance	144,722
Average	7,616



san jose sabercats
SAP Center (15,569)
525 West Santa Clara Street
San Jose, California 95113
408.287.7070

Phone: 408.673.340
Fax: 408.673.3401
Website: www.TheSanJoseSaberCats.com
AFL Season: 19th
Alignment: National Conference/Pacific Division
Team Colors: Saber Gold, Coral Green, Platinum and Black

PR Contact: Sam Drexler
E-mail: s.drexler@thesanjosasaberCats.com
Office: 408.673.340 Cell: 605.704.9600
Press Box:

Coaching Staff
Head Coach: Darren Arbet 153-74
13th season overall, 13th with SaberCats

2013 Season - Third in the West Division
Record 13-5 PF: 1,033 PA: 877
Home: 8-2 Away: 5-3

SaberCats vs. Predators
Series 3-9
Regular Season: 2-8 Playoffs: 1-1
Last Game: 3/29/13 - SJ vs. ORL, L 65-62

2014 Schedule

Date	Opponent	Time
3/15	LOS ANGELES	8:00 PM
3/17	at Portland	10:00 PM
3/21	PHILADELPHIA	10:30 PM
3/29	at Pittsburgh	5:00 PM
4/4	SPOKANE	10:30 PM
4/12	ARIZONA	10:30 PM
4/18	AT Portland	10:00 PM
4/26	AT Los Angeles	10:00 PM
5/3	ORLANDO	10:30 PM
5/17	PORTLAND	10:00 PM
5/23	at Spokane	10:00 PM
5/31	at Arizona	9:30 PM
6/7	LOS ANGELES	10:30 PM
6/14	SPOKANE	10:30 PM
6/27	ARIZONA	10:30 PM
7/6	at Los Angeles	10:00 PM
7/11	TAMPA BAY	10:30 PM
7/20	at Philadelphia	4:00 PM
7/26	at Iowa	8:05 PM

Lifetime Records

ArenaBowl Championships	2
ArenaBowl Appearances	4
Overall	183-103
Home	112-36
Away	69-66
Neutral Site	2-1
Overtime	6-2
Reg. Season	168-92
Playoffs	15-11
Attendance	1,921,689
Average	12,897

OPPONENT BREAKDOWN



spokane shock

Spokane Veterans Memorial Arena (10,775)
720 W Mallon Ave
Spokane, WA 99201
509.279.7000

Phone: 509.242.7462
Fax: 509.926.1075
Website: www.SpokaneShock.com
AFL Season: 9th
Alignment: National Conference/Pacific Division
Team Colors: Blue, Orange, Gold, White

PR Contact: Brett Gleason
E-mail: bgleason@spokaneshock.com
Office: 509.926.1075 Cell: 509.339.5979
Press Box: 509.279.7449

Coaching Staff
Head Coach: Andy Olson 25-13
3rd season overall, 3rd with Spokane

2013 Season – Second in the West Division
Record: 14-4 PF: 1,198 PA: 896
Home: 7-2 Away: 7-2

Shock vs. Predators
Series 1-2
Regular Season: 1-2 Playoffs: 0-0
Last Game: 5/11/13 – SPK vs. ORL, W 83-82

2014 Schedule

Date	Opponent	Time
03/15	IOWA BARNSTORMERS	10:00 PM
03/23	at Arizona Rattlers	6:30 PM
04/04	at San Jose SaberCats	10:30 PM
04/12	PORTLAND THUNDER	10:00 PM
04/19	CLEVELAND GLADIATORS	10:00 PM
04/26	at Tampa Bay Storm	7:30 PM
05/04	at Los Angeles KISS	7:00 PM
05/09	PITTSBURGH POWER	10:00 PM
05/17	at Arizona Rattlers	9:00 PM
05/23	San Jose SaberCats	10:00 PM
05/30	Portland Thunder	10:00 PM
06/07	at Jacksonville Sharks	7:00 PM
06/14	at San Jose SaberCats	10:30 PM
06/20	San Antonio Talons	10:00 PM
06/28	at Los Angeles KISS	10:00 PM
07/12	Arizona Rattlers	10:00 PM
07/21	Tampa Bay Storm	8:30 PM
07/26	at Portland Thunder	10:00 PM

Lifetime Records	
ArenaBowl Championships	1
ArenaBowl Appearances	1
Overall	50-26
Home	29-10
Away	21-16
Neutral Site	0-0
Overtime	2-1
Reg. Season	46-24
Playoffs	4-2
Attendance	374,201



Tampa bay storm

Alamodome (72,000)
100 Montana Street
San Antonio, Texas 78203
210.207.3663

Phone: 813.307.5906
Fax: 813.307.5902
Website: www.TampaBayStorm.com
AFL Season: 27th
Alignment: American Conference/South Division
Team Colors: Blue, Gold, White

PR Contact: Ben Shotten
E-mail: ben@tampabaystorm.com
Office: 813.307.5906 Cell: 631.514.9606
Press Box:

Coaching Staff
Head Coach: Lawrence Samuels
1st season overall, 1st with Tampa Bay

2013 Season – Third in the South Division
Record: 7-11 PF: 959 PA: 982
Home: 2-7 Away: 5-4

Storm vs. Predators
Series is tied 26-26
Regular Season: 22-22 Playoffs: 4-4
Last Game: 6/08/13 – TAM vs. ORL, L 55-48

2014 Schedule

Date	Opponent	Time
03/14	NEW ORLEANS VOODOO	7:30 PM
03/21	at San Antonio Talons	8:30 PM
03/29	ORLANDO PREDATORS	7:00 PM
04/04	PHILADELPHIA SOUL	7:30 PM
04/11	at Jacksonville Sharks	8:00 PM
04/19	at Orlando Predators	7:30 PM
04/26	SPOKANE SHOCK	7:30 PM
05/03	PORTLAND THUNDER	7:30 PM
05/17	at Philadelphia Soul	6:00 PM
05/24	JACKSONVILLE SHARKS	7:30 PM
05/30	at New Orleans VooDoo	8:30 PM
06/07	PHILADELPHIA SOUL	5:00 PM
06/14	at Iowa Barnstormers	8:05 PM
06/21	ORLANDO PREDATORS	7:30 PM
06/27	at Cleveland Gladiators	7:00 PM
07/11	at San Jose SaberCats	10:30 PM
07/21	at Spokane Shock	8:30 PM
07/26	CLEVELAND GLADIATORS	7:30 PM

Lifetime Records	
ArenaBowl Championships	5
ArenaBowl Appearances	7
Overall	220-135
Home	125-56
Away	95-79
Neutral Site	0-0
Overtime	6-7
Reg. Season	198-122
Playoffs	22-13
Attendance	2,549,659

HEAD COACH



Rob Keefe is the youngest coach in AFL history to win a championship. Overall, Keefe has four championship victories to his name, and is the only person in Arena Football history to win the ArenaCup (AF2) and the ArenaBowl (Arena Football League) titles as both a player and a coach.

Keefe, who was the defensive coordinator for the Utah Blaze last season, and started his coaching career in 2009 with the Spokane Shock as the teams defensive coordinator before being promoted to head coach for the 2010 season when the organization joined the Arena Football League. Keefe is entering his 6th season as an Arena Football Coach.

Keefe played his first and only season in the AFL in 2008 as a member of the Philadelphia Soul. Keefe helped the Soul earn a victory over the San Jose SaberCats in ArenaBowl XXII in his last active game as a player. Keefe attended Mercyhurst College (Erie, PA) from 1999 to 2003. He collected nine interceptions in his career and ranks 27th in school history with 166 career tackles. Keefe was also a star on special teams, and he still holds the school record for most punt return yards with 643.

OFFENSIVE COORDINATOR



Shihah Burley, who is a UCF graduate, was Daunte Culpepers favorite target while at UCF as he led the team in receiving for two straight years. When asked about being back in Orlando, Burley could not be more excited about being reunited with the Predators organization and his alma mater. The city of Orlando has done so much for me, and I am honored to be able to coach here in front of the greatest fans of the sport, said Burley. We always felt that we had an upper edge while playing in The Jungle, and I am looking forward to helping bring that intense atmosphere back.

Following graduation, Burley spent time in camp with a number of NFL teams including the Miami Dolphins and Seattle Seahawks during the 1999 season. Burley also played a year with the XFLs Orlando Rage in 2000, which was then followed by a stretch in the Dallas Cowboys camp in 2001 before starting his Arena Football League career with the Orlando Predators that same year.

Following the 2001 season, Burley was named to the AFL All-Rookie team. Burleys stint in Orlando was short-lived, however, after he was traded to the Los Angeles Avengers during the 2003 season. After playing for the Avengers for just one season, Burley played for the Arizona Rattlers for both the 2004 and 2005 campaigns. In 2005, the Arena Football Leagues Writers Association named Burley the Offensive Player of the Year. He set a franchise record with 45 touchdown receptions for the 2005 season and was named to the All-Arena Second Team. In 2006, Burley ended the season ranked No. 1 in the league with an average of 120.9 receiving yards per game and No. 2 in the league for touchdown catches (44) and average receptions per game (8.5) for the Utah Blaze. He was named to the All-Arena Second Team for the second consecutive year for his efforts.

LINE COACH



Steve Edwards returns to the AFL this year as the Orlando Predators Line Coach, not as a player, after playing as an offensive lineman with the Chicago Rush last year. Edwards has had an illustrious playing career that started at UCF, where he then went on to play 10 years across the NFL, AFL and UFL.

In 2002, Edwards was an undrafted free agent for the Philadelphia Eagles and spent the offseason with them, before joining the Chicago Bears in 2002 as a guard. He spent four years with the Bears and played in 39 games and started 24 games. He also had three fumble recoveries while with the Bears. In 2006, Edwards joined the New York Giants where he played in two games that season. In 2007, he spent the offseason with the Baltimore Ravens.

In 2008, Edwards joined the Arizona Rattlers as an offensive lineman and caught one pass for six yards that season. In 2009, he spent the season with the California Redwoods of the UFL. After a year out of football, in 2011, he re-joined the Arizona Rattlers and spent the season with them, catching one pass for seven yards. In 2013, he spent the season with the Chicago Rush where he had two tackles.

Edwards experience as a player for 10 years, across multiple professional football leagues will surely aid him as the new Line Coach for the Orlando Predators.

ALIGNMENT OPPONENTS

2014 CONFERENCE/DIVISION ALIGNMENT

American Conference

South Division

Jacksonville Sharks New Orleans Voodoo
Orlando Predators Tampa Bay Storm

East Division

Cleveland Gladiators Philadelphia Soul Pittsburg
Power

National Conference

Central Division

Arizona Rattlers
San Jose SaberCats Spokane Shock Utah Blaze

West Division

Chicago Rush
Iowa Barnstormers San Antonio Talons

ADMINISTRATIVE

Franchise Information

Season in AFL:	23 (Est. 1991)
Colors:	Black and Red
Arena:	Amway Center
All-Time Record:	172-112 (.606)
At Home:	96-47-0 (.671)
On the Road:	76-65-0 (.575)
Neutral Site:	0-1-0 (.000)
Playoff Appearances:	19
ArenaBowl Appearances:	17
Championships:	2 (1998, 2000)

Department Heads

Director of Business Operations:	Scot O'Ferrell
Director of Game Day Ops:	Amie Hardin
Director of Corporate Sales:	Gerald Loper
Senior Account Executive:	Dan Skokan
Media Coordinator:	Jeffrey Schmidt

Support Staff

Director Sports Medicine:	Joel Johnson
Head Athletic Trainer:	Paul Morosky
Physical Therapist Director:	Mike Henkleman
Team Physicians:	Jewett Orthopedic
Team Orthopedic Physician:	Dr. Sean McFadden
Team family/sports physician:	Dr. Joe Torres Team Dentist: Dr. Yarko

Coaching

Director Sports Medicine:	Joel Johnson
Head Athletic Trainer:	Paul Morosky
Physical Therapist Director:	Mike Henkleman
Team Physicians:	Jewett Orthopedic
Team Orthopedic Physician:	Dr. Sean McFadden
Team family/sports physician:	Dr. Joe Torres Team Dentist: Dr. Yarko

Orlando Predators

302 S. Graham Ave, Orlando, FL 32803
Phone: (407) 648-4444
Fax: (407) 839-4877
www.orlandopredators.com

COVERING THE PREDATORS

Rules and guidelines to covering the
Predators in all forms of media.

General

Requests for working credentials should be directed to the Communications Department at least 48 hours prior to game day. Season requests will be granted only to media outlets that cover the Predators on a weekly basis throughout the season.

Requests for credentials should be sent to: Jeff Schmidt, Media Coordinator. For the quickest response, email jschmidt@orlandopredators.com

Credentials will be issued to working members of the media only, and will not be issued to children (working high-school paper writers excluded), spouses, or non-working media. Unauthorized use will result in removal from the Amway Center and the Predators reserve the right to revoke media credentials at any time.

Websites

For the most up-to-date roster, news, and stats on the Orlando Predators, visit the official team website: www.orlandopredators.com. For information on the Arena Football League, please visit www.arenafootball.com for press releases and official image files.

Parking

Parking for the CFE is available at garages D, F, and H. TV Truck parking is available in the alleyway between the CFE Arena and Garage F

Phones

Call the director of media relations, Jeff Schmidt, with any questions at 239-293-4125

Photo Credentials

Due to AFL regulations and space restrictions in the CFE Arena, photography passes are strictly limited to still photographers and videographers on assignment from news organizations. NO FREELANCE PHOTO PASSES will be issued.

Pre and Post Game Interviews

Post-game interviews may be conducted both on the field and in the Predators locker room. The locker room will be open to the media following a 10-minute cooling off period after the game. The training room is off limits. The visiting team will establish its own locker room policies.

Practices and Availability

The Predators practice at the Predquarters in Eastonville, FL. All practices are open to the media.

All practices are open to the media. Media personnel are asked to contact Director of Media Relations Jeff Schmidt before attending practice. Practice runs from 10:30am to 12:30pm.

Media Work Room

The Media Work Room is located on the Westside of the Arena. Media should enter through the press entrance, which is located on the west side of the arena next to the loading docks.

Media Seating

Media seating is located in Suite 1 on the east side of the arena.

Radio Lines

An ISDN circuit will be made available to visiting radio. All calls placed on phones must be incoming, calling card, or collect. Any additional phone line needs must be directed to Donna Fiegel (donna@teamTRUE.com) at least three weeks in advance of a game.

Services

Game day updates, flip cards, programs, the AFL Weekly Releases and rosters will be available in both the Media Work Room and in the Media Loge.

Quick stats will be distributed after the first three quarters. A full game book will be available approximately 20 minutes after the end of the game. FAX and E-mail service of game reports is available upon request.

A pre-game meal is available to working media beginning two hours before kickoff. The will be served in the media workroom. Soft drinks are available throughout the game in the media workroom.

Weekly Realeses/Notes

The Orlando Predators produce a weekly schedule release containing basic information, the practice schedule for the week, media availability and some brief game notes on Monday of every week during the season. A full version of updated Game Notes will be available on the Tuesday prior to a game.

CFE Arena

This year will be the first season the Orlando Predators play in the CFE Arena The CFE Federal Credit Union Arena (CFE Arena) (formerly known as the UCF Arena) is a sports and entertainment arena located in Orlando, Florida on the main campus of The University of Central Florida. It was constructed beginning in 2006 as a replacement for the Original UCF Arena, and as a part of Knights Plaza. The Arena is home to the Knights men's and women's basketball teams. In addition to its use as a basketball arena, the arena is regularly used to host other events on campus, including career fairs, graduation ceremonies, concerts, and public speakers.

The arena is 325,000 square feet (30,000 m²), and boasts a capacity of over 10,000, and 17 luxury suites

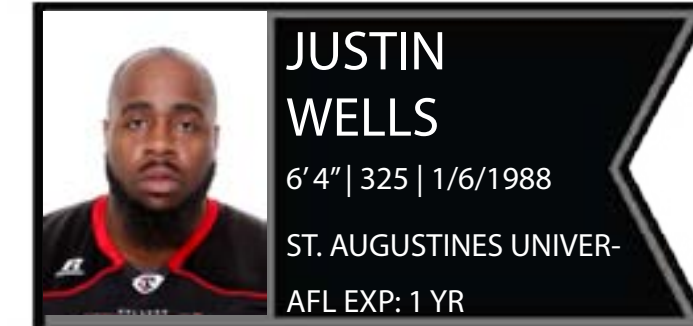
PLAYER BIOGRAPHIES



Hayworth Hicks is entering his rookie season in the Arena Football League. The offensive lineman was awarded the Arthur Floyd Scott award at Iowa State as their most outstanding lineman. Hicks has played in the NFL for the Colts, Jets, Chiefs, Buccaneers and Panthers between 2012 and 2013.



Will Masoud is entering his rookie year in the Arena Football League. After his final season at Bethel University, Masoud spent some time with the New York Giants during their rookie mini-camp.



Wells, a rookie offensive lineman, joins the Orlando Predators in 2014. Wells spent time with the Carolina Panthers following graduation from St. Augustines University. As a senior at St. Augustines in 2010, Wells earned first-team All-CIAA honors and was selected to play two postseason all-start games following his senior season.



Campbell split time during the 2013 season along the offensive line for the San Jose SaberCats and the Orlando Predators. He made 25 career starts for the South Carolina Gamecocks along the offensive line, and in 2010 as a fifth-year senior; Campbell earned the Everyday Effort Award for Offense in the spring.



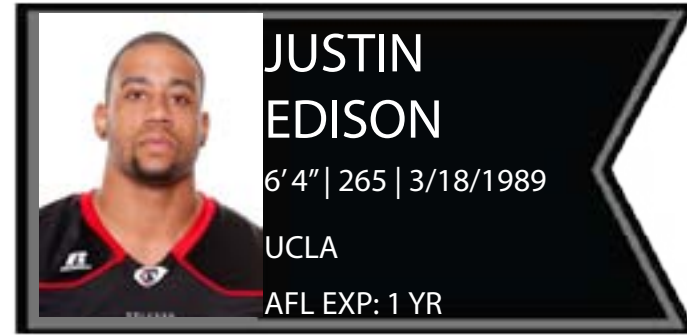
Entering his fourth year with the Predators, Jamison, played in 13 out of the 14 games with the team last season. In 2012, he rushed for 97 yards and 4 touchdowns in 14 games with the Predators. During his senior year at Troy, he earned the All-Sun Belt honors.



Mark Robinson is entering his fifth season with the Predators. Last season, he started in 16 games collecting 17 tackles and 2.5 sacks. In 2012, Robinson accumulated 27 tackles and 7.5 sacks, which were career highs for the veteran. In college, Robinson started 37 consecutive games for East Carolina and earned All-Conference USA honors.



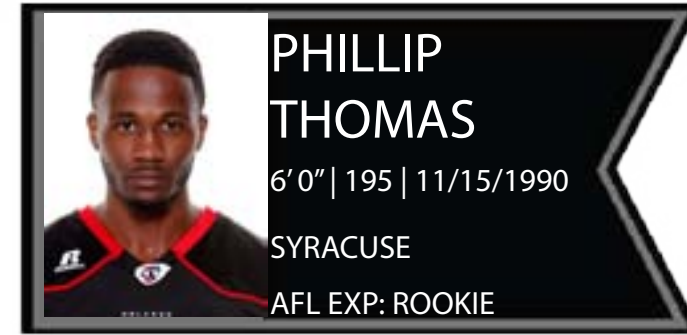
Prentice Purnell is entering his seventh season in the Arena Football League and second season with the Predators. Purnell accumulated 18 tackles and five sacks last season and started in 13 games. In 2012, he recorded 10 tackles and two sacks and in 2011, he tallied 14 tackles and five fumble recoveries with the Cleveland Gladiators. In 2008, he appeared in 12 games with the Columbus Destroyers while recording 17.5 tackles and 1.5 sacks. As a rookie in 2007, he appeared in two games with the Georgia Force totaling 4.5 tackles. At West Georgia, Purnell was named to the All-Gulf South Conference team in 2004.



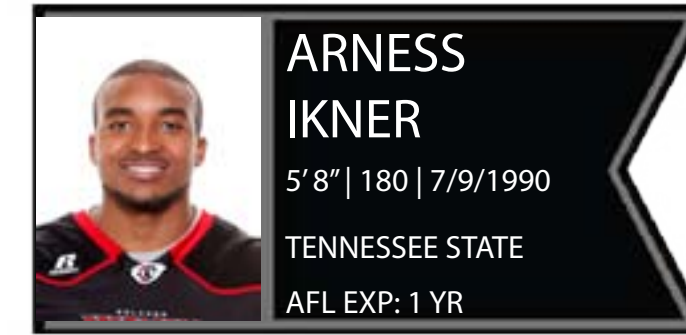
After spending his first Arena Football League season with the San Jose SaberCats in 2013, Edison is now entering his second year in the AFL with the Predators. The UCLA graduate was a two-year starter and made the Athletic Directors Honor Roll three times. During his 4 years, he collected a total of 21 tackles.



Stubbs is returning to the Predators for his second season in the Arena Football League. Last season as a rookie, he collected nine tackles and one interception in two starts. He was a two-year starter at Concordia College in Selma, Alabama and recorded an interception against Football Championship Subdivision opponent Grambling State.



After playing three years at Syracuse, Thomas spent time with the Philadelphia Eagles in 2012. Thomas was a two-year starter for the Orange. As a freshman and a sophomore, he played cornerback and he became a free safety as a junior. In 2011, he led the team with 82 tackles and six interceptions in his final collegiate season.



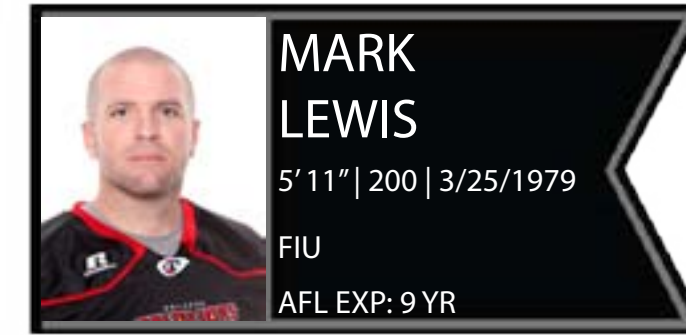
Ikner, who is a former defensive back of the Utah Blaze, will start his second season in the Arena Football League. During his rookie year with the Utah Blaze, the graduate from Middle Tennessee State accumulated a total of 37 tackles and 3 interceptions within 10 games. While starting the 2014 season with the Predators, Ikner will now reunite with his former defensive coordinator, Rob Keefe.



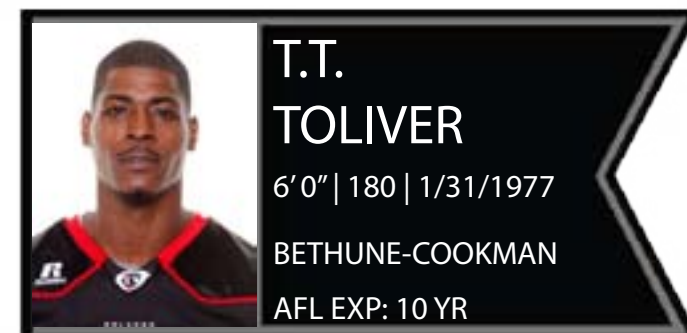
Carr is entering his rookie year in the Arena Football League as a wide receiver. Prior to the Orlando Predators, Carr spent time with the San Diego Chargers in 2009 as well as four teams from the Canadian Football League. The Florida State graduate ended his collegiate career ranking fifth for receiving yards (2,574) and 148 career receptions.



Shutt is entering his second season in the Arena Football League and his second season with the Predators. In 2013 as a rookie, he logged 41 tackles and an interception in six games. Before being assigned to the Predators, Shutt was signed with the Knoxville Night Hawks of the Professional Indoor Football League in 2012 and in 2013; he signed with the Columbus Lions of the PIFL and was named First Team All-PIFL and the PIFL Defensive Player of the Year.



Mark Lewis is entering his tenth season in the Arena Football league. The kicker has spent three of his nine seasons with the Predators; last season he converted 116-of-134 extra points and 50% of the field goal points. In 2012, he converted 90.6% of the extra points, in 2011, he converted 118-of-134 of the extra points with the Predators, and in 2010 he converted 101-of-107 extra points with the Dallas Vigilantes. In his year spent with the Austin Wranglers in 2007, he was named Kicker of the Year and First-Team All-Arena. The Florida International University graduate, not only played college ball but also played one season of soccer at appearing in 15 games and scoring two goals.



Toliver has totaled 11,843 receiving yards in his ten years in the Arena Football League. Since 2006, the wide receiver has never totaled or caught less than 1,200 yards or 100 passes. In his last season with the Predators, he caught 127 passes for 1,659 yards and 29 touchdowns in 14 games. In 2011, he caught a career-high of 121 passes for 1,525 yards and 32 touchdowns. As his first full season with the Predators in 2008, he logged 117 receptions for a career-high 1,647 yards and 31 touchdowns leading him to earn First-Team All-Arena honors. In 2007, he split his season with the Tampa Bay Storm and the Predators recording 119 catches for 1,383 yards and 21 touchdowns. In college ball, he earned First-Team Junior College All-American honors as a quarterback at Hind Community College and then transferred to Bethune-Cookman in 2000.



Bell, wide receiver, is starting his first season with the Predators. In 2012, he played for the Utah Blaze catching 17 passes for 278 yards and five touchdowns in four games. Bell is a graduate from Abilene Christian.



Okine is entering the Arena Football League with the Predators as a rookie from the University of Florida. In 42 games, Okine had 2.5 tackles for loss, one sack, a blocked field goal and a pass breakup. In 2012, he appeared in all 13 games as a senior and recorded 12 tackles.



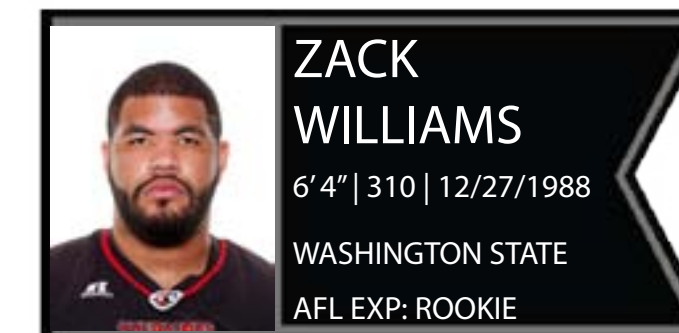
Paden is entering his first season in the Arena Football League. The wide receiver was an All-Big Sky honorable mention selection in 2011 after leading the team with 61 receptions, 991 receiving yards and eight touchdowns. He ranked fifth in the Big Sky in receptions and receiving yards per game, and recorded five 100-yard receiving games. At NAU, he had 1,191 yards on 81 catches in two seasons.



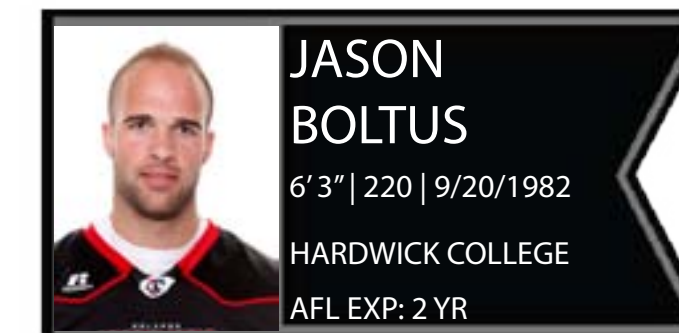
Quaye is entering his first season with the Predators and his third in the Arena Football League. In 2013, the defensive lineman appeared in 15 games with the Philadelphia Soul and in 2012 he saw action in two games with the Tampa Bay Storm as a rookie. At South Dakota, he earned Second Team All-Great West recognition as a junior and First-Team All-Great West honors as a senior.



Varner is entering his second year with the Orlando Predators. Last season he collected 16 tackles and three interceptions in three games. In 2012 with the San Jose SaberCats, he recorded 63 tackles, two sacks, two forced fumbles, two fumble recoveries and three interceptions in 12 games. With the Philadelphia Soul in 2011, he collected 45 tackles and five interceptions in seven games. As a rookie in 2010, he collected a team record and a career high of 16.5 tackles, earned First-Team All-Arena honors after recording a single-season franchise record of 129.5 tackles with the Barnstormers.

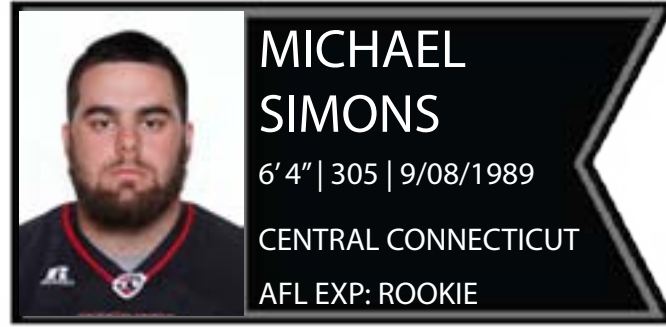


Williams is entering his first year with the Arena Football League. At Washington State, he won the Mike Utley Award as the Cougars Lineman of the Year as a senior. The Carolina Panthers selected the Offensive Linemen in the sixth round of the NFL Draft.



Boltus previously played in the Canadian Football League with the Winnipeg Blue Bombers and Hamilton Tiger-Cats before joining the AFL's Utah Blaze in 2013. The quarterback completed 118 of 188 passes for 1,425 yards and 31 touchdowns in 14 games with the Blaze, after filling in for former AFL MVP Tommy Grady.

During his collegiate career, Boltus broke school records at Hartwick College while earning All-Conference accolades; The quarterback was named the Empire 8 Conference Offensive Player of the Year, and is the all-time leader in total offense. Boltus passed for 13,276 yards and 134 during his four-year career and earned an invite to the NFL Combine despite playing for a Division III school.



Michael Simons enters his rookie season in the Arena Football League. The offensive lineman graduated from Central Connecticut State and previously played for the Lehigh Valley Steelhawks of the Professional Indoor Football League.



Kendal Thompkins is entering his rookie season in the Arena Football League. The wide receiver played in all 12 games as a wide receiver and on special teams for the Hurricanes in 2012.

STATISTICS



STATISTICS

TEAM X INDIVIDUAL RECORDS

Points Scored

Game:
85 vs. Tulsa, 7/16/11
75 vs. Tampa Bay, 7/31/10
75 vs. Grand Rapids, 4/13/08
75 vs. New York, 6/9/07

Fewest, Game:
15, vs. Chicago, 3/21/04

Quarter:
42, vs. Toronto, 6/2/01

1st Quarter:
35, vs. New Orleans, 7/31/92

2nd Quarter:
42, v. Toronto, 6/2/01

3rd Quarter:
28, v. Pittsburgh, 7/1/11
28, v. Spokane, 6/12/10
28, v. Grand Rapids, 4/13/08

4th Quarter:
30, vs. Tampa Bay, 5/2/04

Season:
1,001, 2011 (18 games)

Fewest, Season:
321, 1991 (10 games)

Season Average:
55.6, 2011 (18 games)

Low Season Average:
32.1, 1991 (10 games)

Points Allowed

Game:
87, Dallas, 3/19/06

Fewest, Game:
0, San Antonio, 6/13/92

Regular Season

Quarter:

1st Quarter:

21, vs. Charlotte, 6/7/96
21, vs. Iowa, 6/21/96
21, vs. New York, 6/16/01
21, vs. Georgia, 03/22/08
21, vs. Tampa Bay, 06/7/08
21, vs. Spokane, 4/23/11
21, vs. Georgia, 4/16/11

2nd Quarter:

34, vs. Tampa Bay, 7/29/95
34, vs. Dallas, 3/19/06

3rd Quarter:

28, vs. Tampa Bay, 5/18/96

4th Quarter:

32, vs. Tampa Bay, 7/31/10

Season:

933, 2011 (18 games)

Fewest, Season:

281, 1991 (10 games)

Season Average:

56, 2008 (16 games)

Season Average, Low:

24.3, 1994 (12 games)

Points, Miscellaneous

Most Combined:

149, Orlando 70, Albany 79, 7/25/98
149, Orlando 62, Dallas 87, 3/16/06

Fewest Combined:

34, Orlando 28, Iowa 6, 5/5/98

Margin of Victory:

54, Orlando 62, New Orleans 8, 7/31/92
54, Orlando 68, Charlotte 14, 7/15/9

Margin of Loss:

43, Chicago 58, Orlando 15, 3/21/04

First Downs

Game:

33, vs. Georgia, 4/20/02

Fewest, Game:

7, vs. Tampa Bay, 8/13/94

Season:

405, 2011 (18 games)

Fewest, Season:

126, 191 (10 games)

First Downs Allowed, Game:

30, vs. Utah, 3/26/11

Fewest Allowed, Game:

6, vs. Milwaukee, 6/22/01

Allowed, Season:

378, 2011 (18 games)

Fewest Allowed, Season:

138, 1991 (10 games)

Total Yards

Game:

380, vs. Tampa Bay, 6/7/08

Fewest, Game:

139, vs. Columbus, 6/13/91

Season:

5,746, 2011 (18 games)

Fewest, Season:

2015, 1991 (10 games)

Total Yards Allowed, Game:

452, vs. Tampa Bay, 2/19/06

Fewest Allowed, Game:

65, vs. Portland, 5/23/97

Most Allowed, Season:

5,165, 2011 (18 games)

Fewest, Allowed Season:

2219, 1991 (10 games)

Regular Season

Miscellaneous Total Yards Combined, Game:
774, Orlando (332) vs. Tampa Bay (452), 2/19/06

Rushing Yards

Game:
114 vs. Florida, 7/27/96

Fewest, Game:
(-3), vs. Iowa, 7/12/97
(-3), vs. Tampa Bay, 5/2/04

Season:
657, 1997 (14 games)

Fewest, Season:
300, 2008 (16 games)

Yards Allowed, Game:
84, vs. Tampa Bay, 8/13/94

Fewest Allowed, Game:
(-10), vs. New Orleans, 7/19/91

Yards Allowed, Season:
516, 2011 (18 games)

Fewest Allowed, Season:
170, 1996 (14 games)

Passing Yards

Most, Game:
393, vs. Dallas, 3/19/06

Fewest, Game:
96, vs. Detroit, 6/7/91

Most, Season:
5,141, 2011 (18 games)

Fewest, Season:
1853, 1991 (10 games)

Yards Allowed, Game:
458, vs. Tampa Bay, 2/19/06

Fewest Allowed, Game:
62, vs. Portland, 5/23/97

Yards Allowed, Season:
4649, 2011 (18 games)

Fewest Allowed, Season:
1974, 1991 (10 games)

Passing Attempts

Game:
52, vs. Georgia, 4/20/02

Fewest, Game:
15, vs. Cleveland, 7/29/94

Season:
672, 2011 (18 games)

Fewest, Season:
215, 1991 (10 games)

Attempts Allowed, Game:
56, vs. Kansas City, 2/3/06

Fewest Allowed, Game:
16, vs. Tampa Bay, 7/27/91

Attempts Allowed, Season:
613, 2005 (16 games)
613, 2006 (16 games)
615, 2011 (18 games)

Fewest Allowed, Season:
295, 1991 (10 games)

Pass Completions

Game:
31, vs. Georgia, 4/20/02
31, vs. Philadelphia, 03/01/08
33, vs. Tulsa, 7/16/11

Fewest, Game:
8, vs. Tampa Bay, 5/17/97

Season:
441, 2011 (18 games)

Regular Season

Fewest, Season:
137, 1991 (10 games)

Pass Completions Allowed, Game:
36, vs. Tampa Bay, 2/19/06

Fewest, Game:
8, vs. Tampa Bay, 7/27/91

Completions Allowed, Season:
411, 2007 (16 games)

Fewest, Season:
160, 1991 (10 games)

Interceptions Thrown

Game:
6, vs. Anaheim, 8/2/96

Season:
21, 1996 (14 games)

Fewest, Season:
7, 1991 (10 games)
7, 2003 (16 games)

By Opponent, Game:
5, vs. Tampa Bay, 7/2/92
5, vs. Arizona, 7/17/92
5, vs. New Orleans, 7/31/92
5, vs. Iowa, 6/4/11

By Opponent, Season:
40, 2011 (18 games)

By Opponent, Fewest, Season:
9, 1995 (12 games)

Penalties

Game:
17, vs. Charlotte, 6/25/93
17, vs. Tampa Bay, 6/12/99
17, vs. Tampa Bay, 7/7/02

Fewest, Game:
2, vs. Albany, 7/18/95
2, vs. Albany, 6/20/95
2, vs. Miami, 5/26/95
2, vs. Toronto, 6/2/01
2, vs. Florida, 7/8/01

Season:
178, 2011 (18 games)
164, 2010 (16 games)
143, 1999 (12 games)

Season, Fewest:
84, 1991 (10 games)

Penalty Yards, Game:
130, vs. Tampa Bay, 6/7/08

Fewest Yards, Game:
6, vs. Albany, 7/8/65

Regular Season

6, vs. Albany, 6/10/95

Penalty Yards, Season:
1,118, 2011 (18 games)

Fewest Yards, Season:
334, 1991 (10 games)

Fumbles

Game:
7, vs. Detroit, 6/19/92
7, vs. Milwaukee, 6/22/01

Lost, Game:
6, vs. Milwaukee, 6/22/01

Season:
35, 2001 (14 games)

Lost, Season:
23, 2008 (16 games)

Fewest, Season:
12, 1993 (12 games)
Fewest Lost, Season:
5, 1993 (12 games)

Consecutive Games, No Fumbles Lost:
6, 1993

Opponent Fumbles, Game:
6, vs. Florida, 5/11/96
6, vs. Miami, 5/26/95

Opponent Fumbles, Season:
34, 1994 (12 games)

Opponent Fumbles, Fewest, Season:
13, 1993 (12 games)
13, 1998 (14 games)

Opponent Fumbles Lost, Game:
5, vs. Florida, 5/11/96

Opponent Fumbles Lost, Season:
18, 1995 (12 games)

Opponent Fumbles Lost, Fewest, Season:
6, 1999 (14 games)
6, 1998 (14 games)
6, 1991 (10 games)

Regular Season

Playoff Team Records

Points Scored

Quarter:
27, vs. Massachusetts, 8/26/94
27, vs. Tampa Bay, 8/7/99

Game:
66, vs. Cleveland, 6/30/08

Fewest, Game:
24, vs. Tampa Bay, 8/15/92

Margin of Victory:
38, vs. Cleveland (50-12), 8/17/92

24, vs. Cleveland, 6/30/08

Allowed, Game:
26, vs. Cleveland, 6/30/08

Fewest, Game:
8, vs. New Jersey, 8/8/97

Fewest, Allowed, Game:
11, vs. Iowa, 8/19/95
11, vs. Chicago, 7/27/01
Total Offense

Most, Game:
380, vs. Cleveland, 6/30/08

Allowed, Game:
438, vs. Cleveland, 6/30/08

Fewest, Game:
190, vs. Ft. Worth, 8/19/94

Fewest, Allowed, Game:
142, vs. Chicago, 7/27/01

Rushing Yards

Game:
127, vs. Tampa Bay, 8/23/98

Allowed, Game:
113, vs. Cleveland, 8/7/92

Fewest, Game:
-5, vs. Iowa, 8/13/99

Fewest, Allowed, Game:
-2, Arizona, 9/2/94

Passing Yards

Game:
368, vs. Cleveland, 6/30/08

Allowed, Game:
418, vs. Cleveland, 6/30/08

Fewest, Game:
107, vs. Tampa Bay, 8/23/98

Fewest, Allowed, Game:

Playoff Team Records

37, vs. Cleveland, 8/7/92

Return Yards

Game:
214, vs. Tampa Bay, 8/23/98

Allowed, Game:
185, vs. Chicago, 6/6/04

Fewest, Game:
11, vs. Jacksonville, 8/7/92

Fewest, Allowed, Game:
46, vs. Cleveland, 8/7/92

Penalties

Total, Game:
20, vs. Chicago, 7/27/01

Yards, Game:
106, vs. Chicago, 7/27/01

Total, Opponent, Game:
14, vs. Tampa Bay, 8/14/93

Total, Opponent, Game:
101, vs. Cleveland, 6/30/08

Regular Season Individual Records

Rushing Attempts

Game:
12, Jerry Odom vs. San Antonio, 6/13/92
12, Reginald Wamsley vs. New Orleans, 7/13/92

Season:
79, Nick Hill, 2011
66, Barry Wagner, 1995
66, Rick Hamilton, 1998
Career:
221, Barry Wagner, 1992-99

Rushing Yards

Game:
63, Rick Hamilton vs. Nashville, 7/10/98

Season:
391, Nick Hill, 2011

Career:
685, Rick Hamilton, 1998-01
Rushing Touchdowns
Game:
5, Barry Wagner vs. Miami, 6/17/95

Season:
21, Barry Wagner, 1995

Career:
69, Barry Wagner, 1992-99
Miscellaneous Rushing

Long:
45, Tommy Dorsey vs. Albany, 5/28/99

Long, TD:
45, Tommy Dorsey vs. Albany, 5/28/99

Average, Game (Min. 3 attempts):
15.3, Jerry Odom vs. Arizona, 7/1/95

Average, Season (Min. 15 attempts):
17.8, Nick Hill, 2010

Average, Career (Min. 50 attempts):
4.49, Jerry Odom, (138-619)
Pass Attempts
Game:
52, Jay Gruden vs. Georgia, 4/20/02

Season:
578, Nick Hill, 2011

Career:
1215, Joe Hamilton, 2004-06
Pass Completions
Game:
36, Nick Hill vs. Bossier-Shreveport, 4/10/10

Season:
387, Nick Hill, 2011

Career:
806, Joe Hamilton, 2004-06
Passing Yards
Game:

393, Nick Hill vs. Tampa Bay, 5/28/10

Season:
4,758, Nick Hill, 2011

Career:
9830, Joe Hamilton, 2004-06

Touchdown Passes

Game:
9, Nick Hill vs. Jacksonville, 2011-check game
8, Nick Hill vs. Tampa Bay, 5/28/10
8, Pat O'Hara vs. Milwaukee, 5/8/98
8, Connell Maynor vs. New York, 3/2/03

Season:
97, Nick Hill, 2011

Career:
181, Joe Hamilton, 2004-06

Long TD Pass:
49, Pat O'Hara vs. Tampa Bay, 5/18/96

Completion Percentage

Game (Min. 10 attempts):
89.5%, Ben Bennett (17 of 19) vs. Milwaukee, 5/27/94

Regular Season Individual Records

Season (Min. 120 attempts):
67.8% Ben Bennett, 1994

Career (Min. 300 attempts):
66.3%, Joe Hamilton, 2004-06

Interceptions Thrown

Game:
5, Duke Tobin vs. Tampa Bay, 8/13/94

Season:
20, Jay Gruden, 2002

Career:
45, Pat O'Hara, 1995-00

Fewest, Season:
2, Jay Gruden, 2003 (295 attempts)

Receptions

Game:
16, T.T. Toliver vs. Bossier-Shreveport, 4/10/10

Season:
131, Cory Fleming, 2004

Career:
651, Barry Wagner, 1992-99

Receiving Yardage

Regular Season
Individual Records

Rushing Attempts

Game:
12, Jerry Odom vs. San Antonio, 6/13/92
12, Reginald Wamsley vs. New Orleans, 7/13/92
Season:
79, Nick Hill, 2011
66, Barry Wagner, 1995
66, Rick Hamilton, 1998
Career:
221, Barry Wagner, 1992-99

Rushing Yards

Game:
63, Rick Hamilton vs. Nashville, 7/10/98
Season:
391, Nick Hill, 2011
Career:
685, Rick Hamilton, 1998-01
Rushing Touchdowns
Game:
5, Barry Wagner vs. Miami, 6/17/95
Season:
21, Barry Wagner, 1995
Career:
69, Barry Wagner, 1992-99
Miscellaneous Rushing

Long:
45, Tommy Dorsey vs. Albany, 5/28/99

Long, TD:
45, Tommy Dorsey vs. Albany, 5/28/99

Average, Game (Min. 3 attempts):
15.3, Jerry Odom vs. Arizona, 7/1/95

Average, Season (Min. 15 attempts):
17.8, Nick Hill, 2010

Average, Career (Min. 50 attempts):
4.49, Jerry Odom, (138-619)

Pass Attempts
Game:
52, Jay Gruden vs. Georgia, 4/20/02

Season:
578, Nick Hill, 2011

Career:
1215, Joe Hamilton, 2004-06
Pass Completions
Game:
36, Nick Hill vs. Bossier-Shreveport, 4/10/10

Season:
387, Nick Hill, 2011

Career:
806, Joe Hamilton, 2004-06
Passing Yards
Game:

Regular Season
Individual Records

393, Nick Hill vs. Tampa Bay, 5/28/10

Season:
4,758, Nick Hill, 2011

Career:
9830, Joe Hamilton, 2004-06

Touchdown Passes

Game:
9, Nick Hill vs. Jacksonville, 2011-check game
8, Nick Hill vs. Tampa Bay, 5/28/10
8, Pat O'Hara vs. Milwaukee, 5/8/98
8, Connell Maynor vs. New York, 3/2/03

Season:
97, Nick Hill, 2011

Career:
181, Joe Hamilton, 2004-06

Long TD Pass:
49, Pat O'Hara vs. Tampa Bay, 5/18/96

Completion Percentage

Game (Min. 10 attempts):
89.5%, Ben Bennett (17 of 19) vs. Milwaukee, 5/27/94

Season (Min. 120 attempts):
67.8% Ben Bennett, 1994

Career (Min. 300 attempts):
66.3%, Joe Hamilton, 2004-06

Interceptions Thrown

Game:
5, Duke Tobin vs. Tampa Bay, 8/13/94

Season:
20, Jay Gruden, 2002

Career:
45, Pat O'Hara, 1995-00

Fewest, Season:
2, Jay Gruden, 2003 (295 attempts)

Receptions

Game:
16, T.T. Toliver vs. Bossier-Shreveport, 4/10/10

Season:
131, Cory Fleming, 2004

Career:
651, Barry Wagner, 1992-99

Receiving Yardage

Regular Season
Individual Records

Game:
229, Barry Wagner vs. Iowa, 6/21/96

Season:
1647, T.T. Toliver, 2008

Career:
9495, Barry Wagner, 92-99

Receiving Touchdowns

Game:
6, Bobby Sippio vs. Iowa, 6/4/11
6, T.T. Toliver vs. Tampa Bay, 7/31/10
6, Sisha Burley vs. San Jose, 5/21/01

Season:
33, Bobby Sippio, 2011

Career:
210, Barry Wagner, 1992-99

Touchdowns Scored

Game:
7, Barry Wagner vs. Florida 6/14/97
7, Barry Wagner vs. Albany, 6/25/94
7, Barry Wagner vs. Miami, 6/17/95
7, Barry Wagner vs. Connecticut, 8/4/95

Season:

51, Barry Wagner, 1997

Career:
289, Barry Wagner, 1992-99

Points Scored

Game:
44, Barry Wagner vs. Connecticut, 8/4/95

Season:
310, Barry Wagner, 1995

Career:
1756, Barry Wagner, 1992-99

Field Goals Attempted

Game:
8, Dan Plocki vs. Detroit, 6/21/91

Season:
34, Jorge Cimadevilla, 1992
34, Jorge Cimadevilla, 1993

Career:
123, David Cool, 1998-01

Field Goals Made

Game:
3, 11 Times, (Most Recent, Jay Taylor, 2004).

Season:
20, David Cool, 2001

Career:
61, David Cool, 1998-01

Consecutive:
10, Jay Taylor, 2004

Long:
54, Carlos Martinez vs. Tampa Bay, 5/28/10

Percentage, Season:
72.0%, (18-25), Jay Taylor, 2004

Percentage, Career:
66.3, Jay Taylor (35-55), 2004-07

Extra Points Attempted

Game:
12, Mark Lewis vs. Tulsa, 7/16/11

Season:
134, Mark Lewis, 2011

Career:
305, Jay Taylor, 2004-07

Extra Points Made

Game:
11, Mark Lewis vs. Tulsa, 6/2/01

Regular Season
Individual Records

Season:
118, Mark Lewis, 2011

Career:
281, Jay Taylor, 2004-07

Consecutive:
45, Jay Taylor, 2004-2005

Percentage, Season:
92.6%, Jay Taylor (101 of 109), 2007

Percentage, Career:
92.1%, Jay Taylor (281-305), 2004-07

Returns

Total, Game:
10, Barry Wagner vs. Albany, 7/25/98

Total, Season:
79, Barry Wagner, 1999

Total, Career:
242, Herkie Walls, 1991-94

Kickoffs, Game:
10, Barry Wagner vs. Albany, 7/25/98

Kickoffs, Season:
72, Josh Bush, 2011

Kickoffs, Career:

Regular Season Individual Records

184, Herkie Walls, 1991-96

MFG, Game:
4, Herkie Walls vs. Miami, 6/11/93

MFG, Season:
18, Herkie Walls, 1994

MFG, Career:
58, Herkie Walls, 1991-96

Return Yardage

Total, Game:
205, Barry Wagner vs. Iowa, 6/21/96
205, Barry Wagner vs. Albany, 7/25/98

Total, Season:
1,543, Barry Wagner, 1999

Total, Career:
4,255, Herkie Walls, 1991-96

KO, Game:
222, Siaha Burley, 2001

KO, Season:
1,425, Siaha Burley, 2001

KO, Career:
3,343, Barry Wagner, 1992-99

MFG, Game:

110, Herkie Walls vs. Miami, 6/11/93

MFG, Season:
424, Herkie Walls, 1993

MFG, Career:
927, Herkie Walls, 1991-96

Miscellaneous Returns

Long, MFG:
57, Herkie Walls vs. Albany, 5/14/93

Long, KO:
58, Thomas Bailey vs. Florida, 7/8/01

Average, Season (All returns, min. 20 attempts):
26.6, Maclin Cody (22-583), 1997

Average, Career (All returns, min. 90 attempts):
18.7, Barry Wagner, 1992-99

Most TD returns, Game:
2, Maclin Cody vs. Tampa Bay, 7/27/97

Most TD returns, Season:
4, Barry Wagner, 1999
4, Siaha Burley, 2001

All-Purpose Yards

Game:
434, Barry Wagner vs. Iowa, 6/21/96

Regular Season Individual Records

Season:
3,137, T.T. Toliver, 2008

Career:
14,181, Barry Wagner, 1992-99

Solo Tackles

Game:
12, Bernard Clark vs. Cleveland, 7/29/94
12, Durwood Roquemore vs. New Orleans, 7/11/92

Season:
105, Lin-J Shell, 2007

Career:
527, Kenny McEntyre, 1998-2007

Assists

Game:
7, Damon Mason vs. Buffalo, 7/30/99

Season:
30, Marlon Moye-Moore, 2010

Career:
148, Kenny McEntyre, 1998-2010

Total Tackles

Game:
14, Bernard Clark vs. Cleveland, 7/29/94

Season:
110.5, Lin-J Shell, 2007

Career:
735, Kenny McEntyre, 1998-2010

Sacks

Game:
3, Greg White vs. New Orleans, 5/11/07
3, Jerry Odom vs. San Antonio, 6/13/92
3, Henry Taylor vs. New York, 2/26/06

Season:
15, Greg White, 2007

Career:
24.5, EJ Burt, 2003-05

Interceptions

Game:
4, Tony Scott vs. New Orleans, 7/31/92

Season:
16, Rayshaun Kizer, 2011

Career:
86, Kenny McEntyre, 1998-2007

Regular Season Individual Records

Passes Defended

Game:
7, Chris Barber vs. Milwaukee, 5/8/98

Season:
26, Chris Barber, 1997

Career:
134, Kenny McEntyre, 1998-05

Tackles for Loss

Game:
3, Greg White vs. New Orleans
3, Bernard Clark vs. Massachusetts, 6/17/94

Season:
17, Greg White, 2007

Career:
20, Greg White, 2006-07

Forced Fumbles

Game:
2, Barry Wagner vs. Albany, 7/8/95

Season:
8, EJ Burt, 2004

Playoff Individual Records

Rushing - Game

Attempts:
7, Barry Wagner vs. Massachusetts, 8/26/94
7, Connell Maynor vs. Tampa Bay, 8/3/00
7, Duke Pettijohn, vs. New York, 6/1/03

Yards:
82, Rick Hamilton, vs. Tampa Bay, 8/23/98

Average:
23.0, Barry Wagner (2-46), vs. Arizona, 8/10/96

Long Play:
36, Rick Hamilton, vs. Tampa Bay, 8/23/98
36, Khalil Carter, vs. Chicago, 6/11/06

Touchdowns:
3, Rick Hamilton, vs. Tampa Bay, 8/23/98

Rushing – Career

Attempts:
46, Barry Wagner, 1992-99 (20 Games)

Yards:
86, Barry Wagner, 1992-99 (20 Games)

Touchdowns:
12, Barry Wagner, 1992-99 (20 Games)
Passing – Game

Passing – Game

Attempts:
49, Nick Hill, vs. Jacksonville, 7/29/11
42, Jay Gruden, vs. Tampa Bay, 6/7/03
42, Shane Stafford, vs. Cleveland, 6/30/08

Completions:
30, Shane Stafford, vs. Cleveland, 6/30/08

Percentage:
79.3% (23 of 29), Joe Hamilton, vs. Georgia, 6/4/05

Yards:
376, Shane Stafford, vs. Cleveland, 6/30/08

Touchdowns:
9, Nick Hill, vs. Tampa Bay, 8/14/10

Passing – Career

Attempts:
258, Pat O'Hara, 1995-98 (9 Games)

Completions:
143, Pat O'Hara, 1995-98 (9 Games)

Percentage:
64.6, Joe Hamilton, 2004-06 (6 Games)

Touchdowns:
30, Pat O'Hara, 1995-98 (9 Games)
Receiving – Game

Playoff Individual Records

Receptions:
13, Barry Wagner, vs. Iowa, 8/19/95

Yards:
185, T. T. Toliver, vs. Cleveland, 6/30/08

Long Play:
49, Ron Johnson, vs. Philadelphia, 6/29/07

Touchdowns:
7, T.T. Toliver, vs. Tampa Bay, 8/14/10
4, Barry Wagner, vs. Iowa, 8/16/95
4, Javarus Dudley, vs. Chicago, 6/11/06
4, T. T. Toliver, vs. Cleveland, 6/30/08

Receiving – Career

Receptions:
118, Barry Wagner, 1992-99 (20 Games)

Yards:
1,558, Barry Wagner, 1992-99 (20 Games)

Touchdowns:
25, Barry Wagner, 1992-99 (20 Games)

Kick Returns – Game

Total Returns:
6, Herkie Walls, vs. Tampa Bay, 8/14/93
6, Herkie Walls, vs. Iowa, 8/16/95

Yards:
154, Barry Wagner, vs. Tampa Bay, 8/23/98

Long – MFG:
48, Barry Wagner, vs. Tampa Bay, 8/23/98

Long – KO:
57, T. T. Toliver, vs. Cleveland, 6/30/08

Kick Returns – Career

Total Returns:
40, Herkie Walls, 1992-95 (10 Games)

Yards:
567, Herkie Walls, 1992-95 (10 Games)

Field Goals – Game

Attempts:
8, Jorge Cimadevilla, vs. Tampa Bay, 8/15/92

Made:
4, Jorge Cimadevilla, vs. Detroit, 8/22/93

Long, Attempt:
64, Jorge Cimadevilla, vs. Tampa Bay, 8/14/93

Long, Made:
51, Jorge Cimadevilla, vs. Tampa Bay, 8/14/93
51, Tracy Bennett, vs. Iowa, 8/19/96

Playoff Individual Records

Field Goals, Career

Attempts:
36, Jorge Cimadevilla, 1992-94 (8 Games)

Made:
15, Jorge Cimadevilla, 1992-94 (8 Games)

Points Scored

Game:
38, Barry Wagner, vs. Iowa, 8/19/95

Career:
248, Barry Wagner 1992-99 (20 Games)

Tackles – Game

Solo:
15, Barry Wagner, vs. Tampa Bay, 8/15/92

Assists:
5, Marlon Moye-Moore vs. Jacksonville 7/29/11
4, Durwood Roquemore, vs. Tampa Bay, 8/14/93
4, Cory Fleming, vs. Chicago, 6/6/04
4, Khalid Naziruddin, vs. Cleveland, 6/30/08

Total:
15, Barry Wagner, vs. Tampa Bay, 8/15/92

Solo:
15, Barry Wagner, 1992-99 (20 Games)

Assists:
18, Kenny McEntyre, 1997-06 (20 Games)

Total:
99.5, Barry Wagner, 1992-99 (20 Games)

Sacks

Game:
3, B. J. Cohen, vs. Buffalo, 7/26/02

Career:
6, B. J. Cohen, 1999-02 (10 Games)

Interceptions

Game:
3, Chris Barber, vs. Tampa Bay, 8/23/98

Career:
13, Kenny McEntyre, 1998-07 (20 games)

Top Single Game Performance

Passing

300+ Passing Yards:

376, Shane Stafford vs. Cleveland, 2008 (Playoffs)
367, Joe Hamilton vs. Dallas, 2006
362, Stafford vs. Tampa Bay 2008 (Game 2)
362, Hamilton vs. Los Angeles, 2005
361, Jay Gruden vs. Jacksonville, 2011
361, Jay Gruden vs. Georgia, 2002 (Game 2)
345, Hill, vs. Tulsa, 2011
343, Pat O'Hara vs. Albany, 1998
341, Gruden vs. Tampa Bay, 2003 (Playoffs)
339, Hamilton vs. Georgia, 2006
331, Hill vs. Utah, 2011
331, Gruden vs. Georgia, 2002 (Game 1)
330, Gruden vs. Tampa Bay, 2003 (Game 1)
328, Hill vs. Georgia, 2011
327, Stafford vs. San Jose, 2007
326, Stafford vs. Utah, 2007
326, O'Hara vs. Iowa, 1996
325, Stafford vs. Tampa Bay, 2007 (Game 1)
324, Gruden vs. Colorado, 2003
323, Hill vs. Tampa Bay, 2011
323, Stafford vs. Philadelphia, 2008
321, Stafford vs. New Orleans, 2008
321, Ben Bennett vs. Albany, 1996
318, Hamilton vs. Tampa Bay, 2004 (Game 2)
318, Scott Semptimphelter vs. Iowa, 1997
316, Stafford vs. Columbus, 2008
313, Collin Drafts vs. San Jose, 2011
312, Stafford vs. Cleveland, 2008
312, Hamilton vs. Los Angeles, 2004
312, Hill vs. Arizona, 2011
311, Hill vs. Jacksonville, 2011 (Playoffs)
311, Stafford vs. Austin, 2007 (Game 2)

311, Bennett vs. Tampa Bay, 1993
309, Hill vs. Philadelphia, 2011
309, Stafford vs. New Orleans, 2007 (Game 1)
309, Hamilton vs. Tampa Bay, 2004 (Game 2)
309, Hamilton vs. Arizona, 2006
307, Hamilton vs. Georgia, 2005 (Game 1)
306, O'Hara vs. Arizona, 1996
305, Stafford vs. Kansas City, 2008
305, Craig Whelihan vs. Florida, 2002
304, Bennett vs. Charlotte, 1993
303, Browing Nagle vs. Iowa, 1999
303, Hamilton vs. Austin, 2004 (Game 1)
303, Gruden vs. New York, 2002
300, Gruden vs. Georgia, 2003 (Game 2)

7+ Touchdown Passes:

9, Hill vs. Jacksonville, 2011
9, Hill vs. Tampa Bay, 2010 (Playoffs)
8, Hill vs. Tulsa, 2011
8, Hill vs. Iowa, 2011
8, Hill vs. Tampa Bay, 2011
8, Hill vs. Utah, 2011
8, Hill vs. Tampa Bay 2010
8, Shane Stafford vs. Cleveland, 2008 (Playoffs)
8, Stafford vs. Philadelphia, 2008
8, Stafford vs. Tampa Bay, 2008 (Game 2)
8, Pat O'Hara vs. Milwaukee, 1998
8, Connell Maynor vs. New York, 2003
7, Joe Hamilton vs. Tampa Bay, 2004 (Game 2)
7, Hamilton vs. Dallas, 2006
7, Hamilton vs. Los Angeles, 2005
7, Reggie Collier vs. Tampa Bay, 1991
7, Craig Whelihan vs. San Jose, 2002

Passing

7, Whelihan vs. Toronto, 2002
7, Whelihan vs. New York, 2002
7, Jay Gruden vs. San Jose, 2002

25+ Pass Completions:

36, Nick Hill vs. Bossier-Shreveport, 2010
34, Hill vs. Alabama, 2010
33, Hill vs. Tulsa, 2011
31, Shane Stafford vs. Philadelphia, 2008
31, Jay Gruden vs. Georgia, 2002 (Game 2)
31, Gruden vs. Georgia, 2002 (Game 1)
30, Stafford vs. Cleveland, 2008 (Playoffs)
30, Stafford vs. Austin, 2007 (Game 2)
29, Stafford vs. New Orleans, 2008 (Game 1)
29, Stafford vs. Philadelphia, 2007 (Game 1)
28, Hill vs. Philadelphia, 2011
28, Gruden vs. Georgia, 2003 (Game 2)
27, Collin Drafts vs. San Jose, 2011
27, Nick Hill vs. Jacksonville, 2011 (Playoffs)
27, Stafford vs. Tampa Bay, 2008 (Game 2)
27, Stafford vs. Cleveland, 2008 (Game 1)
27, Stafford vs. Chicago, 2008
27, Stafford vs. Utah, 2007
27, Gruden vs. San Jose, 2002
27, Gruden vs. Indiana, 2002
26, Joe Hamilton vs. Colorado, 2006
26, Hamilton vs. Dallas, 2006
26, Hamilton vs. New Orleans, 2005 (Game 2)
26, Craig Whelihan vs. New York, 2002
26, Gruden vs. Colorado, 2003
26, Ben Bennett vs. Charlotte, 1995
25, Hill vs. Jacksonville 2011
25, Hill vs. Tampa Bay, 2011

Top Single Game Performance

25, Hill vs. New Orleans, 2011
25 Hill vs. Georgia, 2011
25, Stafford vs. Tampa Bay, 2008 (Game 1)
25, Stafford vs. Georgia, 2007 (Game 1)
25, Hamilton vs. Arizona 2006
25, Hamilton vs. Tampa Bay, 2004 (Playoffs)
25, Gruden vs. Tampa Bay, 2003 (Playoffs)
25, Pat O'Hara vs. Albany, 1998

40+ Pass Attempts:

52, Jay Gruden vs. Georgia, 2002 (Game 1)
51, Nick Hill vs. Alabama, 2010
50 Collin Drafts vs. San Jose, 2011
49, Hill vs. Jacksonville, 2011
49, Shane Stafford vs. Chicago, 2008
48, Stafford vs. Georgia, 2007 (Game 1)
47, Stafford vs. Philadelphia, 2007
47, Browning Nagle vs. Iowa, 1999
46, Stafford vs. Los Angeles, 2007
45, Stafford vs. Philadelphia, 2008
45, Ben Bennett vs. Tampa Bay, 1993
43, Stafford vs. New Orleans, 2008
43, Stafford vs. Austin, 2007 (Game 2)
43, Joe Hamilton vs. Tampa Bay, 2004 (Game 2)
43, Gruden vs. Georgia, 2003 (Game 2)
42, Hill vs. Tulsa, 2011
42, Hill vs. Jacksonville, 2011
42, Stafford vs. Cleveland, 2008 (Playoffs)
42, Stafford vs. Dallas, 2007
42, Gruden vs. Georgia, 2002 (Game 2)
41, Stafford vs. Utah, 2007
41, Pat O'Hara vs. San Jose, 1996

Passing

41, Hamilton vs. New York, 2006
41, Hill vs. Spokane, 2011
40, Gruden vs. Colorado, 2003
40, Gruden vs. New York, 2002
40, Gruden vs. Toronto, 2002
40 Hill vs. Philadelphia, 2011
40, Hill vs. Georgia, 2011
40, Hamilton vs. Tampa Bay, 2004 (Game 1)
40, Hamilton vs. New Orleans, 2005 (Game 1)

75% or Better Completion Percentage (min. 15 attempts):

89.4% (17-19), Ben Bennett vs. Milwaukee, 1994
87.5% (14-16), Shane Stafford vs. Grand Rapids, 2008
86.6% (13-15), Bennett vs. Arizona, 1992
85.0% (17-20), Stafford vs. Las Vegas, 2007
84.6% (22-26), Joe Hamilton vs. Austin, 2005 (Game 1)
83.3% (15-18), Hamilton vs. New York, 2005 (Game 1)
82.8% (24-29), Hamilton vs. Los Angeles, 2005
82.4% (14-17), Hamilton vs. New York, 2004
81.8% (18-22), Hamilton vs. Kansas City, 2006 (Game 2)
79.3% (23-29) Hill vs. Cleveland, 2011
78.6% (22-28), Jay Gruden vs. Chicago, 2002
78.1% (25-32), Stafford vs. Tampa Bay, 2008 (Game 1)
77.8% (14-18), Hamilton vs. Los Angeles, 2006
77.4% (24-31), Stafford vs. Columbus, 2008
76.9% (20-26), Hamilton vs. Georgia, 2006

Top Single Game Performance

75.9% (22-29), Bennett vs. Miami, 1994
75.0% (24-32), Stafford vs. Utah, 2008
75.0% (21-28), Hamilton vs. Kansas City, 2006 (Game 1)
75.0% (24-32), Gruden vs. Tampa Bay, 2002 (Game 1)
75.0% (15-20), Hamilton vs. Austin, 2004 (Game 2)
75.0% (24-32), Hill vs. New Orleans, 2011

Receiving

11+ Receptions:

15, Barry Wagner vs. Iowa, 1996
14, Bobby Sippio vs. New Orleans, 2011
14, Javarus Dudley vs. Georgia, 2007 (Game 1)
13, Cory Fleming vs. Tampa Bay, 2004 (Game 1)
13, T.T. Toliver vs. New Orleans, 2011
13, Toliver vs. Philadelphia, 2011
12 Bobby Sippio, vs. Tampa Bay, 2011
12 Bobby Sippio vs. Tulsa, 2011
12 Sippio, vs. Arizona, 2011
12, Chas Gessner vs. Cleveland, 2008 (Playoffs)
12, Levon Thomas vs. New Orleans, 2008 (Game 2)
12, T.T. Toliver vs. Grand Rapids, 2008
12, Gessner vs. Philadelphia, 2008
12, Quiroga vs. Jacksonville, 2011 (Playoffs)
12, Toliver vs. Philadelphia, 2007
12, Jimmy Fryzel vs. New Orleans, 2005 (Game 2)
12, Fleming vs. Tampa Bay, 2004 (Game 2)
12, Siahia Burley vs. Chicago, 2002 (Playoffs)
12, Junior Lord vs. Florida, 2002
12, Wagner vs. Texas, 1996
12, Wagner vs. Albany, 1996
11, Toliver vs. Cleveland, 2008 (Playoffs)
11, Gessner vs. Tampa Bay, 2008 (Game 1)
11, Ron Johnson vs. Georgia, 2008 (Game 2)
11, Johnson vs. Austin, 2007 (Game 2)
11, DeAndrew Rubin vs. Los Angeles, 2007
11, Jerrian James vs. Dallas, 2007
11, Fryzel vs. Tampa Bay, 2006 (Game 1)
11, Fleming vs. Los Angeles, 2005
11, Fleming vs. Dallas, 2004
11, Travis McGriff vs. Tampa Bay, 2003 (Playoffs)
11, Travis McGriff vs. Tampa Bay, 2003 (Game 1)

Top Single Game Performance

11, Fleming vs. Dallas, 2003
11, Fleming vs. Georgia, 2003 (Game 2)
11, Antonio Stanley vs. Grand Rapids, 2002
11, Burley vs. Indiana, 2001
11, Burley vs. Tampa Bay, 2001
11, Burley vs. New York, 2001
11, Joe Douglass vs. Tampa Bay, 2000
11, Quiroga vs. Tulsa, 2011
11, Quiroga vs. Georgia, 2011
11, Bush vs. Spokane, 2011
11, Wagner vs. Grand Rapids, 1999
11, Wagner vs. Iowa, 1997
11, Wagner vs. Arizona, 1996
11, Wagner vs. Anaheim, 1996
11, Wagner vs. Albany, 1994

150+ Receiving Yards:

229, Barry Wagner vs. Iowa, 1996
200, Wagner vs. Charlotte, 1992
190, Wagner vs. Albany, 1996
190, Wagner vs. Connecticut, 1995
187, Wagner vs. Massachusetts, 1994
185, T.T. Toliver vs. Cleveland, 2008 (Playoffs)
181, Toliver vs. Grand Rapids, 2008
179, Javarus Dudley vs. Dallas, 2006
170, Jimmy Fryzel vs. New Orleans, 2005 (Game 2)

168, Travis McGriff vs. Tampa Bay, 2003 (Playoffs)
168, Siahia Burley vs. Tampa Bay, 2001 (Game 1)

Receiving

168, Wagner vs. Minnesota, 1996
167, Sippio vs. Tulsa, 2011
166, Sippio vs. New Orleans, 2011
165, Toliver vs. Tampa Bay, 2010
164, Cory Fleming vs. Columbus, 2004
162, Bush vs. Spokane, 2011
162, Junior Lord vs. Florida, 2002
161, Wagner vs. Iowa, 1997
161, Wagner vs. Iowa, 1995 (Playoffs)
160, Dudley vs. Georgia, 2007 (Game 1)
159, Fleming vs. Los Angeles, 2005
159, Fryzel vs. Tampa Bay, 2005 (Game 2)
158, Fryzel vs. Tampa Bay, 2006 (Game 1)
154, Toliver vs. Georgia, 2008 (Game 1)
153, Toliver vs. New Orleans, 2008 (Game 1)
153, Wagner vs. Portland, 1997
153, Wagner vs. Tampa Bay, 1992 (Game 2)
151, Fryzel vs. Los Angeles, 2005
151, Fleming vs. Tampa Bay, 2004 (Game 1)
150, Wagner vs. Nashville, 1997
150, Burley vs. San Jose, 2001
150, Toliver vs. Tampa Bay, 2011

5+ Receiving Touchdowns:

7, Toliver vs. Tampa Bay, 2010 (Playoffs)
6, Siahia Burley vs. San Jose, 2001
6, Toliver vs. Tampa Bay, 2010
6, Sippio vs. Iowa, 2011
5, Cory Fleming vs. Austin, 2005 (Game 2)
5, Barry Wagner vs. Iowa, 1997
5, Wagner vs. Arizona, 1996

Top Single Game Performance

Rushing

10+ Rushing Attempts:

12, Reginald Wansley vs. New Orleans, 1993
12, Jerry Odom vs. San Antonio, 1992
11, Hill vs. New Orleans, 2011
11, Michael McClenton vs. Portland, 1997
11, Reggie Collier vs. Detroit, 1994
10, Rick Hamilton vs. Nashville, 2000
10, Hamilton vs. Nashville, 1999
10, Wagner vs. Texas, 1997
10, Odom vs. Miami, 1993

40+ Rushing Yards:

82, Rick Hamilton vs. Tampa Bay, 1998 (Playoffs)
63, Hamilton vs. Nashville, 1998
59, Michael McClenton vs. Florida, 1996
57, Hill vs. Spokane, 2011
56, Hill vs. Iowa, 2011
54, McClenton vs. Portland, 1997
54, Paul McGowan vs. Cleveland, 1994
50, Joe Hamilton vs. New Orleans, 2004 (Game 2)
46, Jerry Odom vs. Arizona, 1995
45, Tommy Dorsey vs. Albany, 1999
44, Hill vs. New Orleans
43, Connell Maynor vs. Arizona, 2000 (Playoffs)
42, Marlon Moye-Moore vs. Columbus, 2004
42, McClendon vs. Albany, 1996
42, McClendon vs. Charlotte, 1996
41, Odom vs. Tampa Bay, 1992
41, Maynor vs. Los Angeles, 2004
40, Hamilton vs. Chicago, 2006

Top Single Game Performance

Miscellaneous

160+ Return Yards:
205, Barry Wagner vs. Albany, 1998
205, Wagner vs. Iowa, 1996
197, Mac Cody vs. Tampa Bay, 1997
181, Siahia Burley vs. New York, 2001
181, Bush vs. Jacksonville, 2011
176, T.T. Toliver vs. Chicago, 2008
163, Herkie Walls vs. Connecticut, 1995
163, Jerrian James vs. San Jose, 2005

270+ All-Purpose Yards:

435, Barry Wagner vs. Iowa, 1996
319, T.T. Toliver vs. Cleveland, 2008 (Playoffs)
312, Wagner vs. Albany, 1996
312, Bush vs. Jacksonville, 2011
307, Siahia Burley vs. Tampa Bay, 2001
307, Wagner vs. Anaheim, 1996
301, Burley vs. New York, 2001
293, Mac Cody vs. Tampa Bay, 1996
289, Bush vs. Spokane, 2011
287, Toliver vs. Chicago, 2008
273, Toliver vs. Grand Rapids, 2008
270, Jerrian James vs. Philadelphia, 2005

Top Single Game Performance

Miscellaneous

160+ Return Yards:

205, Barry Wagner vs. Albany, 1998
205, Wagner vs. Iowa, 1996
197, Mac Cody vs. Tampa Bay, 1997
181, Siaha Burley vs. New York, 2001
181, Bush vs. Jacksonville, 2011
176, T.T. Toliver vs. Chicago, 2008
163, Herkie Walls vs. Connecticut, 1995
163, Jerrian James vs. San Jose, 2005

270+ All-Purpose Yards:

435, Barry Wagner vs. Iowa, 1996
319, T.T. Toliver vs. Cleveland, 2008 (Playoffs)
312, Wagner vs. Albany, 1996
312, Bush vs. Jacksonville, 2011
307, Siaha Burley vs. Tampa Bay, 2001
307, Wagner vs. Anaheim, 1996
301, Burley vs. New York, 2001
293, Mac Cody vs. Tampa Bay, 1996
289, Bush vs. Spokane, 2011
287, Toliver vs. Chicago, 2008
273, Toliver vs. Grand Rapids, 2008
270, Jerrian James vs. Philadelphia, 2005

Rookie Records

Receiving

Receptions:
88, Siaha Burley, 2001

Yards:
1,216, Travis McGriff, 2003

Average:
15.1, Herkie Walls, 1991

Touchdowns:
26, Siaha Burley, 2001

Passing

Attempts:
372, Joe Hamilton, 2004

Completions:
244, Joe Hamilton, 2004

Percentage:
65.6, Joe Hamilton, 2004

Yards:
3,004, Craig Whelihan, 2001

Touchdowns:
60, Craig Whelihan, 2001

Rushing

Attempts:
66, Rick Hamilton, 1998

Yards:
248, Rick Hamilton, 1998

Average:
4.8, Michael McClenton, 1996

Touchdowns:
12, Michael McClenton, 1996

Defense

Tackles:
72, Rayshun Reed, 2007

Tackles for Loss:
5, E.J. Burt, 2003

Sacks:
9.5, E.J. Burt, 2003

Interceptions:
11, Tony Scott, 1992

Forced Fumbles:
8, E.J. Burt, 2003

Rookie Records

Miscellaneous

Total Offense:
3,123, Joe Hamilton, 2004

All-Purpose Yards:
2,719, Siaha Burley, 2001

Points:
206, Siaha Burley, 2001

Kick Return Yards:
1,570, Siaha Burley, 2001

Kick Return Average:
26.5, Mac Cody, 1997

Top Performances Against the Predators

Attempts:
11, Josh White, Dallas, 5/23/08

Yards:
51, Cedric McKinnon, Tampa Bay, 5/18/96

Touchdowns:
5, D. Bryant, Kansas City, 5/18/08

Long:
24, Dan Krager, Austin, 5/12/06

Long-Touchdown:
19, Chad Dukes, Albany, 7/25/98
19, Dan Curran, Georgia, 4/20/02

Passing

Attempts:
56, Andy Kelly, Kansas City, 2/3/06

Completions:
36, Shane Stafford, Tampa Bay, 2/19/06

Long:
49, Raymond Philyaw to Jeremy McDaniel, Chicago,
3/21/04

Yards:
458, Shane Stafford, Tampa Bay, 2/19/06

Touchdowns:
11, Clint Dolezel, Dallas, 3/19/06

Completion Percentage (min. 15 attempts):
84.2% (16-19), Aaron Garcia, New York,
2/24/06

Interceptions:
5, Jay Gruden, Tampa Bay, 7/2/92

Receiving

Receptions:
15, Damien Harrell, Colorado, 4/30/06
15, Lawrence Samuels, Tampa Bay, 2/19/06

Yards:
198, Eddie Brown, Albany, 7/6/96

Touchdowns:
6, Terrill Shaw, Dallas, 3/19/06

Scoring

Touchdowns:
6, Terrill Shaw, Dallas, 3/19/06

Points:
36, Terrill Shaw, Dallas, 3/19/06

Top Performances
Against the Predators

Kicking

FG Attempts:
8, Kevin Greene, Miami, 6/11/93
8, Rusty Fricke, Cincinnati, 5/29/93

FG Made:
5, Kenny Stucker, Milwaukee, 5/7/98
5, Mike Black, New England, 5/14/99

Long:
57, Carlos Martinez, Dallas, 3/19/06

XP Attempts:
12, Carlos Martinez, Dallas, 3/19/06

XP Made:
12, Carlos Martinez, Dallas, 3/19/06

Kicking Points:
21, Mike Black, New England, 5/14/99

Returns

Total Returns:
10, Rodney Wright, San Jose, 5/3/08

Yards:
218, Rodney Wright, San Jose, 5/3/08

Long MFG Return:

Long KO Return:
58, Sedrick Robinson, Tampa Bay, 6/7/08

Defense

Tackles, Solo:
14, Ron Carpenter, Georgia, 7/13/02

Tackles, Assists:
6, Carl Sacco, Albany, 6/7/99

Tackles, Total:
14, Ron Carpenter, Georgia, 7/13/02

Tackles for Loss:
3, Michael Spicer, New Orleans, 6/13/08

Sacks:
2, Many Times, Latest: Arrion Dixon, Kansas City, 5/18/08

Interceptions:
3, David McLeod, Albany, 7/6/96
3, Johnnie Harris, Tampa Bay, 6/12/98


Passes Defended:
5, Tate Randle, Detroit, 6/21/91
5, Reggie Berry, Tampa Bay, 7/21/92
5, Richard Carry, Cincinnati, 5/29/93
5, Anthony Bridges, Grand Rapids, 6/25/99
5, Tommy Henry, Tampa Bay, 7/1/01

Top Performances
Against the Predators

Forced Fumbles:
2, Isaiah Trufant, Arizona, 5/31/08

Fumble Recoveries:
2, Many Times, Latest: Kurt Kahui, Arizona, 5/31/08

| STATISTICS



TOP TEN

Predators Career
Top 10

Total Offense

Name	Years	Total Offense
Joe Hamilton	3	10,219
Pat O'Hara	6	9,667
Ben Bennett	5	8,743
Shane Stafford	2	8,465
Connell Maynor	7	6,194
Jay Gruden	2	5,936
Craig Whelihan	2	3,079
Browning Nagle	1	1,978
Scott Semptimpfelter	1	1,889
Reggie Collier	1	1,407

Predators Career
Top 10

Rushing Yards

Name	Years	Yards
Rick Hamilton	5	728
Nick Hill	2	675
Jerry Odom	7	619
Barry Wagner	8	596
Marlon Moye-Moore	4	593
Paul McGowan	5	554
Connell Maynor	6	481
Michael McClenton	2	399
Joe Hamilton	3	389
Tommy Dorsey	5	329

Predators Career
Top 10

Passing Attempts

Name	Years	Attempts
Joe Hamilton	3	1,215
Pat O'Hara	6	1,199
Nick Hill	2	1,155
Shane Stafford	2	1,099
Ben Bennett	5	1,080
Jay Gruden	2	796
Connell Maynor	6	747
Craig Whelihan	2	395
Browning Nagle	1	275
Scott Semptimpfelter	1	244

Predators Career
Top 10

Completion Percentage

Name	Years	%/Attempts-Completions
Joe Hamilton	2	66.3% (1,215-806)
Shane Stafford	2	65.5% (1,099-720)
Jay Gruden	2	61.9% (796-493)
Craig Whelihan	2	58.5% (395-231)
Ben Bennett	5	58% (1,080-624)
Connell Maynor	7	57.6% (747-431)
Pat O'Hara	6	56.8% (1,99-682)
Scott Semptimpfelter	1	56.1% (244-137)
Browning Nagle	1	54.1% (275-149)
Reggie Collier	1	48% (194-94)

All-Purpose Yards

Name	Years	Yards
Barry Wagner	8	14,134
Herkie Walls	6	7,241
Siaha Burley	2	4,534
T.T. Toliver	2	4,511
Brett Cooper	6	4,248
Cory Fleming	2	4,156
Jerrian James	3	3,884
Travis McGriff	3	3,689
Jimmy Fryzel	3	3,050
Javarus Dudley	2	2,902

Rushing Touchdowns

Name	Years	TDs
Barry Wagner	8	69
Marlon Moye-Moore	5	49
Rick Hamilton	5	25
Joe Hamilton	3	23
Tommy Dorsey	5	17
Michael McClenton	2	16
Connell Maynor	7	14
Duke Pettijohn	2	14
Jerry Odom	6	13
Paul McGowan	5	12

Passing Completions

Name	Years	Completions
Joe Hamilton	3	806
Nick Hill	2	766
Shane Stafford	2	720
Pat O'Hara	6	682
Ben Bennett	5	624
Jay Gruden	2	493
Connell Maynor	7	431
Craig Whelihan	2	231
Browning Nagle	1	149
Scott Semptimpfelter	1	137

Passing Yards

Name	Years	Yards
Joe Hamilton	3	9,830
Pat O'Hara	6	9,313
Nick Hill	2	9,047
Ben Bennett	5	8,553
Shane Stafford	2	8,397
Jay Gruden	2	5,955
Connell Maynor	7	5,737
Craig Whelihan	2	3,654
Browning Nagle	1	1,991
Scott Semptimpfelter	1	1,879
Reggie Collier	1	1,312

Predators Career
Top 10

Touchdown Passes

Name	Years	TD Passes
Joe Hamilton	2	181
Nick Hill	2	176
Pat O'Hara	6	166
Ben Bennett	5	162
Shane Stafford	2	157
Jay Gruden	2	117
Connell Maynor	7	101
Craig Whelihan	2	60
Browning Nagle	1	39
Scott Semptimpfelter	1	36

Predators Career
Top 10

Receiving Yards

Name	Years	Yards
Barry Wagner	8	9,495
Bret Cooper	6	4,061
Cory Fleming	3	3,935
Antoine "TT" Toliver	2	3,030
Herkie Walls	6	2,910
Jimmy Fryzel	2	2,828
Cliff Dell	5	2,652
Javarus Dudley	2	2,559
Siaha Burley	2	2,042
Alex Shell	4	1,939

Predators Career
Top 10

Touchdown Receptions

Name	Years	TD Receptions
Barry Wagner	8	210
Cory Fleming	3	94
Bret Cooper	6	66
Antoine "TT" Toliver	2	52
Jimmy Fryzel	3	49
Cliff Dell	6	46
Herkie Walls	5	45
Javarus Dudley	2	43
Siaha Burley	2	43
Travis McGriff	3	41

Predators Career
Top 10

Combined Kick Return Yards

Name	Years	Yards
Herkie Walls	5	4,255
Barry Wagner	8	3,945
Siaha Burley	2	2,492
Jerrian James	1	2,227
Travis McGriff	3	1,781
Joe Douglass	1	1,048
Antonio Stanley	1	877
Jeff Parker	3	755
Mac Cody	1	583
Cliff Dell	5	495

Receptions

Name	Years	Number of Receptions
Barry Wagner	8	651
Cory Fleming	3	323
Bret Cooper	6	292
Antoine "TT" Toliver	2	236
Jimmy Fryzel	3	220
Herkie Walls	6	207
Javarus Dudley	2	185
Cliff Dell	6	181
Siaha Burley	2	166
Alex Shell	4	138

Average Yards per Reception

Name	Years	Average/Number-Yards
Carl Aikens	2	14.8 (62-916)
Barry Wagner	8	14.6 (651-9,495)
Cliff Dell	5	14.6 (181-1,652)
Travis McGriff	3	14.15 (135-1,910)
Herkie Walls	5	14.1 (207-2,910)
Alex Shell	4	14.1 (138-1,939)
Robert Gordon	1	14.0 (61-855)
Bret Cooper	6	13.9 (292-4,061)
Ty Law	5	13.8 (93-1,288)
Javarus Dudley	2	13.8 (185-2,559)

Points Scored

Name	Years	Number of Returns
Herkie Walls	5	241
Barry Wagner	8	211
Jerrian James	1	124
Siaha Burley	2	123
Travis McGriff	3	110
Joe Douglass	1	60
Antonio Stanley	2	47
Jeff Parker	3	39
Cliff Dell	5	25
Reggie Smith	1	23

Combined Kick Returns (Kickoff + Missed Field Goals)

Combined Kick Return Average (15 returns minimum)

Name	Years	Average/Attempts-Yards
Mac Cody	1	26.6 (22-583)
Siaha Burley	2	20.2 (123-2,492)
Jeff Parker	3	20.2 (39-781)
Cliff Dell	6	19.8 (25-495)
Barry Wagner	8	18.7 (211-3,945)
Antonio Stanley	2	18.7 (47-877)
Jerrian James	2	18.0 (124-2,227)
Herkie Walls	5	17.7 (241-4,255)
Charlie Davidson	1	17.5 (16-280)
Joe Douglass	1	17.5 (60-1,048)

**Predators Career
Top 10**

Total Tackles

Name	Years	Total Tackles
Kenny McEntyre	10	585
Damon Mason	6	465
Barry Wagner	8	395
Durwood Roquemore	6	293.5
Lin-J Shell	3	188
Reggie Doster	3	183.5
Marlon Moye-Moore	5	138
Chris Barber	3	134.5
Bret Cooper	6	119
Jerrian James	2	98.5

Tackles for Loss

Name	Years	TFLs
Greg White	2	20
Eric Drakes	8	14
Jerry Odom	7	13
Webbie Burnett	7	13
Victor Hall	5	12
Ernest Allen	4	11
Kenny McEntyre	9	11
Damon Mason	6	11
Durwood Roquemore	6	10
EJ Burt	3	9.5
Reggie Lee	9	9.5

**Predators Career
Top 10**

Sacks

Name	Years	Sacks
EJ Burt	3	24.5
Paul McGowan	5	18
Greg White	2	16.5
Ernest Allen	4	16.5
Victor Hall	6	14
Eric Drakes	8	13
Curtis Eason	3	13
Webbie Burnett	7	12.5
BJ Cohen	4	12.5
Tommy Dorsey	5	12.5

Interceptions

Name	Years	INTs
Kenny McEntyre	10	71
Durwood Roquemore	6	30
Barry Wagner	8	29
Rayshaun Kizer	2	28
Chris Barber	3	18
Damon Mason	6	17
Rayshaun Kizer	2	16
Tony Scott	4	14
Bret Cooper	6	10
Lin-J Shell	4	6

**Predators Career
Top 10**

Passes Defended

Name	Years	PD
Kenny McEntyre	9	134
Durwood Roquemore	6	66
Damon Mason	6	66
Barry Wagner	8	64
Chris Barber	3	59
Victor Hall	5	28
Bret Cooper	6	23
Jeroid Johnson	1	22
Reggie Doster	3	20
Billy Owens	2	17

Fumble Recoveries

Name	Years	FR
Kenny McEntyre	10	12
Barry Wagner	8	12
Damon Mason	6	9
Cliff Dell	5	9
Jerry Odom	6	7
Paul McGowan	5	6
Webbie Burnett	6	6
Rusty Russell	5	5
Ernest Allen	4	5
Rupert Grant	2	5

Forced Fumbles

Name	Years	FF
Barry Wagner	8	14
EJ Burt	3	14
Damon Mason	6	11
Greg White	2	7
Victor Hall	5	6
Kenny McEntyre	10	6
Paul McGowan	5	5
Webbie Burnett	7	5
Jeroid Johnson	1	5

**Single Season
Top 10**

Total Offense

Name	Year	Yards
Nick Hill	2011	5,149
Nick Hill	2010	4,655
Shane Stafford	2007	4,314
Shane Stafford	2008	4,113
Joe Hamilton	2006	3,811
Jay Gruden	2002	3,600
Connell Maynor	2000	3,367
Pat O'Hara	1998	3,324
Joe Hamilton	2005	3,285
Joe Hamilton	2004	3,123

All-Purpose Yards

Name	Year	Yards
Antoine "TT" Toliver	2008	3,137
Barry Wagner	1999	2,876
Siaha Burley	2001	2,719
Barry Wagner	1998	2,574
Travis McGriff	2003	2,247
Jerrian James	2006	2,205
Barry Wagner Bush	1996 2011	2,076 2,090
Barry Wagner	1997	1,893
Siaha Burley	2002	1,828

Single Season
Top 10

Rushing Yards

Name	Year	Yards
Nick Hill	2011	391
Rick Hamilton	1998	248
Michael McClenton	1996	238
Rick Hamilton	2000	210
Paul McGowan	1997	209
Connell Maynor	2000	200
Jerry Odom	1992	195
Marlon Moye-Moore	2004	179
Paul McGowan	1996	173
Michael McClenton	1997	161
Joe Hamilton	2004	157

Rushing Touchdowns

Name	Year	TDs
Barry Wagner	1996	21
Barry Wagner	1997	17
Marlon Moye-Moore	2007	15
Marlon Moye-Moore	2008	13
Michael McClenton	1996	12
Marlon Moye-Moore	2006	11
Barry Wagner	1996	10
Rick Hamilton	2000	9
Nick Hill	2011	9
Joe Hamilton	2006	8
Joe Hamilton	2004	8

Passing Attempts

Name	Year	Attempts
Nick Hill	2011	578
Nick Hill	2010	578
Shane Stafford	2007	273
Shane Stafford	2008	526
Jay Gruden	2002	501
Joe Hamilton	2006	445
Pat O'Hara	1998	423
Connell Maynor	2000	400
Joe Hamilton	2005	398
Pat O'Hara	1996	396

Passing Completions

Name	Year	Completions
Nick Hill	2011	387
Nick Hill	2010	380
Shane Stafford	2007	369
Shane Stafford	2008	351
Jay Gruden	2002	310
Joe Hamilton	2006	298
Joe Hamilton	2005	264
Joe Hamilton	2004	244
Pat O'Hara	1998	238
Connell Maynor	2000	235

Completion Percentage

Name	Year	Percentage/Attempts-Completions
Ben Bennett	1994	67.8% (245-166)
Nick Hill	2011	67% (387-578)
Joe Hamilton	2006	67% (445-298)
Nick Hill	2010	65.7% (380-578)
Shane Stafford	2008	66.7% (351-526)
Joe Hamilton	2005	66.3% (398-264)
Shane Stafford	2007	64.4% (369-573)
Pat O'Hara	1995	63.2% (125-79)
Joe Hamilton	2004	62.4% (372-244)
Jay Gruden	2002	61.9% (501-310)

Single Season
Top 10

Passing Yards

Name	Year	Yards
Nick Hill	2011	4,758
Nick Hill	2010	4,371
Shane Stafford	2007	4,284
Shane Stafford	2008	4,113
Joe Hamilton	2006	3,677
Jay Gruden	2002	3,621
Pat O'Hara	1998	3,335
Joe Hamilton	2005	3,187
Connell Maynor	2000	3,167
Craig Whelihan	2001	3,004

Touchdown
Passes

Name	Year	Touchdown Passes
Nick Hill	2011	97
Shane Stafford	2008	81
Nick Hill	2010	79
Shane Stafford	2007	76
Jay Gruden	2002	68
Pat O'Hara	1998	67
Joe Hamilton	2004	67
Joe Hamilton	2006	67
Craig Whelihan	2001	60
Joe Hamilton	2005	60
Connell Maynor	2002	54
Ben Bennett	1993	50

Single Season
Top 10

Receptions

Name	Year	Receptions
Cory Fleming	2004	131
Robert Quiroga	2011	126
T.T. Toliver	2011	121
"TT" Toliver	2008	117
Bobby Sippio	2011	112
Javarus Dudley	2007	107
Barry Wagner	1997	99
Cory Fleming	2003	96
Cory Fleming	2005	96
Barry Wagner	1996	90

Receiving Yards

Name	Year	Yards
Antoine "TT" Toliver	2008	1,647
Cory Fleming	2004	1,620
Robert Quiroga	2011	1,553
Barry Wagner	1997	1,527
T.T. Toliver	2011	1,525
Javarus Dudley	2007	1,524
Bobby Sippio	2011	1,384
Barry Wagner	1996	1,278
Barry Wagner	1994	1,242
Barry Wagner	1999	1,231

Average Yards per Reception

Name	Year	Avg./Rec. -Yards
Herkie Walls	1992	17.34 (38-659)
Bret Cooper	2000	16.00 (55-881)
Levon Thomas	2008	15.6 (23-358)
Bret Cooper	1998	15.43(50-617)
Barry Wagner	1997	15.42 (99-1,527)
Alex Shell	1996	15.17 (45-683)
Herkie Walls	1991	15.05 (52-783)
Barry Wagner	1999	15.00 (82-1,231)
Travis McGriff	2003	15.00 (81-1,216)
Jimmy Fryzel	2005	14.85 (78-1,159)

Touchdown Receptions

Name	Year	TDs
Cory Fleming	2004	33
Cory Fleming	2005	33
Bobby Sippio	2011	33
T.T. Toliver	2011	32
Barry Wagner	1997	31
Antoine "TT" Toliver	2008	31
Barry Wagner	1999	30
Javarus Dudley	2007	29
Barry Wagner	1998	29
Barry Wagner	1994	28

Single Season
Top 10

Points Scored

Name	Year	Points
Barry Wagner	1997	310
Barry Wagner	1995	294
Barry Wagner	1998	238
Barry Wagner	1994	230
Cory Fleming	2004	210
Antoine "TT" Toliver	2008	210
T.T. Toliver	2011	208
Siaha Burley	2001	206
Barry Wagner	1996	204
Bobby Sippio	2011	204
Barry Wagner	1998	202
Cory Fleming	2005	198

Combined Kick Returns
(Kickoff + Missed Field Goals)

Name	Year	Number of Returns/ Yards
Siaha Burley	2001	70-1,570
Barry Wagner	1999	79-1,543
Antoine "TT" Toliver	2008	81-1,433
Barry Wagner	1998	69-1,356
Josh Bush	2011	72-1,339
Jerrian James	2006	77-1,310
Joe Douglass	2000	60-1,036
Travis McGriff	2003	65-1,031
Herkie Walls	1993	52-977
Siaha Burley	2002	53-922

Combined Kick Return Yards

Name	Year	Stat (replace with stat name)
Herkie Walls	5	4,255
Barry Wagner	8	3,945
Siaha Burley	2	2,492
Jerrian James	1	2,227
Travis McGriff	3	1,781
Joe Douglass	1	1,048
Antonio Stanley	1	877
Jeff Parker	3	755
Mac Cody	1	583
Cliff Dell	5	495

Combined Kick Return Average
(15 returns minimum)

Name	Year	Average/No.-Yards
Maclin Cody	1997	26.5 (22-583)
Siaha Burley	2001	22.4 (70-1,570)
Barry Wagner	1996	20.6 (36-741)
Herkie Walls	1995	19.9 (53-858)
Barry Wagner	1998	19.7 (69-1,356)
Jerrian James	2005	19.5 (47-917)
Barry Wagner	1999	19.5 (79-1,543)
Herkie Walls	1993	18.8 (52-977)

Single Season
Top 10

Total Tackles

Name	Year	Solo-Assist-Total
Lin-J Shell	2007	105-11-110.5
Damon Mason	2000	100-16-108
Rashaun Kizer	2011	100-16-108
Damon Mason	1999	90-26-103
Damon Mason	2001	87-28-101
Kenny McEntyre	2003	89-13-89.5
Barry Wagner	1995	82-11-87.5
Kenny McEntyre	2004	75-15-85.5
Reggie Doster	2003	75-10-80
Durwood	1992	72-12-78
Travis Coleman	2011	73-13-79.5

Tackles for Loss

Name	Year	TFLs
Greg White	2007	15
Mark Robinson	2011	11
George Gause	2011	7.5
Jerry Odom	1995	7
Bernard Clark	1994	5
Henry Brown	1992	5
Damon Mason	2000	5
EJ Burt	2003	5
Kenny McEntyre	2006	4.5
Paul Griffin	2011	4.5
Victor Hall	1997	4
Webbie Burnett	1994	4

Sacks

Name	Year	Sacks
Greg White	2007	15
EJ Burt	2003	9.5
Rupert Grant	2004	9.5
EJ Burt	2005	8.5
Henry Taylor	2006	8.5
Jerry Odom	1992	8
Mark Robinson	2011	7.5
Jermaine Smith	2004	7
George Gause	2011	7
BJ Cohen	2000	6.5
EJ Burt	2004	6.5

Single Season
Top 10

Interceptions

Name	Year	INT
Rashaun Kizer	2011	16
Rashaun Kizer	2010	12
Tony Scott	1992	11
Kenny McEntyre	2000	11
Travis Coleman	2011	11
Kenny McEntyre	2001	10
Kenny McEntyre	2003	10
Kenny McEntyre	2004	9
Durwood Roquemore	1994	8
Durwood Roquemore	1993	8

Passes Defended

Name	Year	PD
Rashaun Kizer	2011	30
Chris Barber	2010	26
Chris Barber	1998	22
Jeroid Johnson	2006	22
Durwood Roquemore	1993	21
Kenny McEntyre	2001	21
Kenny McEntyre	2002	21
Damon Mason	2001	20
Travis Coleman	2011	20
Kenny McEntyre	2003	19

Forced Fumbles

Name	Year	FF
EJ Burt	2003	8
Barry Wagner	1996	6
Greg White	2007	6
EJ Burt	2005	5
Jeroid Johnson	2006	5
Jerrian James	2006	4
Victor Hall	1997	3
Dannie Lockett	1995	3
Jackie Walker	1995	3
Barry Wagner	1994	3
Cliff Dell	2001	3
BJ Cohen	2001	3
Rupert Grant	2004	3
Kenny McEntyre	2011	3

Fumble Recoveries

Name	Year	FR
Rayshun Reed	2007	4
Barry Wagner	1994	4
Jerrian James	2006	4
Cliff Dell	2002	4
Kenny McEntyre	2004	4
Marlon Moyer-Moore	2007	3
Webbie Burnett	1995	3
Jackie Walker	1995	3
Bill Stewart	1993	3
Rupert Grant	2005	3
Kenny McEntyre	2006	3

STATISTICS

BY
THE
YEAR

1991 - 2013

2005

Jay Gruden

Schedule and Results (11-7)

30-Jan	Colorado	W, 39-36
3-Feb	at Arizona	W, 51-40
11-Feb	Tampa Bay	W, 61-46
17-Feb	at Dallas	L, 28-42
25-Feb	at Chicago	W, 48-35
6-Mar	San Jose	L, 38-57
13-Mar	at New Orleans	W, 63-52
19-Mar	at Georgia	L, 47-49
25-Mar	Austin	W, 51-21
3-Apr	Los Angeles	W, 55-54
9-Apr	at Tampa Bay	L, 42-54
15-Apr	New York	W, 72-60
22-Apr	Georgia	W, 52-49
30-Apr	at Philadelphia	L, 60-64
7-May	at Austin	L, 42-56
22-May	New Orleans	W, 51-40

Playoffs		
29-May	at New York	W, 47-42
4-Jun	at Georgia	L, 58-60

Team Statistics	ORL	OPP
Points Scored	800	755
Points Per Game	50	47.2
First Downs	319	307
Rushing Yards	528	251
Plays	180	114
Yards Per Play	2.9	2.2
Yards Per Game	30.3	15.7
Passing Yards	3972	4057
A-C-I	526-332-13	613-374-15
Yards Per Play	7.6	6.6
Yards Per Completion	12	10.8
Yards Per Game	248.2	253.6
Total Offense	4500	4308
Total Plays	729	476
Yards Per Play	6.2	5.8
Yards Per Game	281.2	269.2
Penalties	133-839	126-761
Turnovers	24	30
Fumbles/Lost	36-11	21-15
Interceptions	13	15
Sacks By-Yards	19-123	23-112

Typical Starting Lineup	
QB: Joe Hamilton	
OS: Jimmy Fryzel	
WR/LB: Cory Fleming	
FB/LB: Idris Price	
WR/DB: Mike Brown	
OL/DL: EJ Burt	
OL/DL: Justin Cleveland	
OL/DL: Buck Gurley	
DS: Kenny McEntyre	
DS: Johnnie Harris	
K: Brian Gowins	

Rushing	No.	Yards	AVG	TD
Price	36	157	4.4	7
Moyle-Moore	28	102	3.6	4
Hamilton 44	98	2.2	7	
Brown	15	63	4.2	4
Rushing(Cont.)	No.	Yards	AVG	TD
Grant	20	41	2	3
Nagle	15	28	1.9	4
Sanders	15	22	1.5	3
Miller	4	12	3	1
James	6	10	1.7	2

Passing	A-C-I	%	Yards	TD
Hamilton	398-264-11	66.3	3187	60
Sanders	128-68-2	53.1	897	16

Receiving	No.	Yards	AVG	TD
Fleming	96	1089	11.3	33
Fryzel	78	1159	14.9	18
James	28	460	12.1	8
Staggis	33	370	11.2	3
Cooper	29	371	12.8	7
Brown	20	269	13.4	2
McGriff	20	221	11.1	4
Thompson	5	46	9.2	0
Price	4	42	10.5	0
Doster	2	18	9	0
Riley	2	11	5.5	0
Miller	2	5	2.5	0

Tackle	S-A-T	QS	INT
McEntyre	53-8-57	0	5
Mason	45-9-49.5	0	2
Thompson	44-9-48.5	0	2
Doster	42-7-44.5	0	1
James	31-14-38	0	0
Harris	33-9-37.5	0	4
Brown	28-8-32	0	1
Burt	25-11-30.5	8.5	0

A-C-I	475-304-125	17-312-19
Yards Per Play	7.5	6.7
Yards Per Completion	11.8	11.2
Yards Per Game	223.5	218.1
Total Offense	4182	3788
Total Plays	677	679
Yards Per Play	6.2	5.6
Yards Per Game	261.4	236.8
Penalties	126-734	110-653

Turnovers	28	32
Fumbles/Lost	26-16	23-13
Interceptions	12	19
Sacks By-Yards	35-185	21-90

Jay Gruden

Schedule and Results (10-7)

2-Feb	at Tampa Bay	L, 41-52
13-Feb	Austin	L, 48-49 (OT)
28-Feb	at Carolina	W, 59-42
6-Mar	Indiana	W, 50-38
12-Mar	Georgia	L, 44-52
21-Mar	at Chicago	L, 15-58
27-Mar	Las Vegas	W, 60-43
4-Apr	at Columbus	L, 46-55
9-Apr	New Orleans	W, 57-24
18-Apr	at Georgia	W, 30-7
25-Apr	Dallas	W, 64-49
2-May	Tampa Bay	L, 58-63
9-May	at New Orleans	W, 45-40
16-May	at Austin	W, 43-26
23-May	New York	W, 65-41
30-May	at Los Angeles	W, 52-50

Playoffs		
6-Jun	at Chicago	L, 49-59

Team Statistics	ORL	OPP
Points Scored	777	690
Points Per Game	48.6	43.1
First Downs	291	278
Rushing Yards	606	299
Plays	181	127
Yards per Play	3.3	2.4
Yards Per Game	37.9	18.7
Passing Yards	3576	3486
A-C-I	475-304-125	17-312-19
Yards Per Play	7.5	6.7
Yards Per Completion	11.8	11.2
Yards Per Game	223.5	218.1
Total Offense	4182	3788
Total Plays	677	679
Yards Per Play	6.2	5.6
Yards Per Game	261.4	236.8
Penalties	126-734	110-653
Turnovers	28	32
Fumbles/Lost	26-16	23-13
Interceptions	12	19
Sacks By-Yards	35-185	21-90

Rushing	No.	Yards	AVG	TD
Moyle-Moore	42	190	4.3	6
Hamilton	40	157	3.9	8
Grant	58	151	2.6	6
Maynor	10	92	9.2	2
Bowden	3	12	4	2
Cooper	4	7	1.8	1
Whelihan	2	5	2.5	0
Brown	5	4	0.8	2

2004

Jay Gruden

Rushing(Cont.)	No.	Yards	AVG	TD
Price	8	2	0.2	0
Miller	4	1	0.2	0
Fleming	3	1	0.3	1
Riley	0	0	0	1
McGriff	1	-4	-4	0

Passing	A-C-I	%	Yards	TD
Hamilton	372-244-8	65.6	2966	57
Maynor	85-53-4	62.4	650	10
Whelihan	18-7-0	38.9	50	0

Receiving	No.	Yards	AVG	TD
Fleming	131	1620	12.4	33
Cooper	54	599	11.1	9
McGriff	34	473	13.9	12
Bowden	27	240	8.9	4
Riley	15	249	16	4
Bright	15	237	15.8	2
Shell	9	104	11.6	2
Smith	4	42	10.5	1
Grant	3	21	7	0
Moyle-Moore	3	17	5.7	0
Williams	2	20	10	0
Brown	2	15	7.5	0
Thompson	2	11	5.5	0
Burt	1	26	26	0
Lee	1	1	1	0
Miller	1	0	0	0

Tackles	S-A-T	QS	INT
McEntyre	78-15-85.5	0	9
Mason	29-6-32	0	1
Young	27-7-30.5	0	0
Shell	28-5-30.5	0	1
Cooper	23-8-27	0	4
Grant	20-10-25	9.5	0

A-C-I	475-304-125	17-312-19
Yards Per Play	7.5	6.7
Yards Per Completion	11.8	11.2
Yards Per Game	223.5	218.1
Total Offense	4182	3788
Total Plays	677	679
Yards Per Play	6.2	5.6
Yards Per Game	261.4	236.8
Penalties	126-734	110-653

Turnovers	28	32
Fumbles/Lost	26-16	23-13
Interceptions	12	19
Sacks By-Yards	35-185	21-90

Typical Starting Lineup	
QB: Joe Hamilton	
OS: Travis McGriff	
WR/LB: Cory Fleming	
FB/LB: Rupert Grant	
WR/DB: Bret Cooper	
OL/DL: EJ Burt	
OL/DL: Jermaine Smith	
OL/DL: Fred Ray	
DS: Kenny McEntyre	
DS: Damon Mason K: Jay Taylor	

2003

Fran Papasedero

Schedule and Results (13-5)

2-Feb	at Chicago	W, 47-35
9-Feb	Tampa Bay	W, 54-51
16-Feb	Dallas	W, 50-47
21-Feb	at Carolina	W, 70-42
2-Mar	at New York	W, 72-56
10-Mar	Indiana	W, 46-38
16-Mar	at Tampa Bay	L, 32-52
23-Mar	Georgia	L, 36-38
30-Mar	Los Angeles	L, 62-63
6-Apr	at Arizona	L, 36-62
11-Apr	Buffalo	W, 66-23
20-Apr	Las Vegas	W, 56-31
26-Apr	at Georgia	W, 38-27
4-May	at Colorado	W, 46-40 (OT)
9-May	Carolina	W, 41-24
16-May	at Detroit	W, 50-38

Playoffs		
1-Jun	New York	W, 69-62
7-Jun	at Tampa Bay	L, 50-60

Team Statistics	ORL	OPP
Points Scored	805	670
Points Per Game	50.3	41.9
First Downs	287	292
Rushing Yards	367	292
Plays	111	114
Yards Per Play	3.3	1.8
Yards Per Game	22.9	18.2
Passing Yards	3750	3650
A-C-I	510-297-7	576-354-19
Yards Per Play	7.4	6.3
Yards Per Completion	12.6	10.3
Yards Per Game	234	228.1
Total Offense	4117	3858
Total Plays	621	690
Yards Per Play	6.4	5.4
Yards Per Game	257.3	241.1
Penalties	134-831	118-695
Turnovers	16	25
Fumbles/Lost	12-9	22-6
Interceptions	7	19
Sacks By-Yards	25-109	26-136

Rushing	No.	Yards	AVG	TD
Maynor	29	119	4.1	5
Pettijohn	20	102	5.1	7
Hamilton	16	43	2.7	2
McLeod	16	24	1.3	3

Rushing(Cont.)	No.	Yards	AVG	TD
Wallace	1	16	16	1
Floyd	3	13	4.3	0
Davis, T.	11	12	1.1	3
Moore	2	12	6	2
Gruden	3	2	0.7	0
Stanley	1	-1	-1	0

Passing	A-C-I	%	Yards	TD
Gruden	295-183-2	62	2334	49
Maynor	207-110-5	53.1	1486	27
Wallace	8-4-0	50	66	1

Receiving	No.	Yards	AVG	TD
Fleming	96	1226	12.8	28
McGriff	81	1216	15	25
Davis, T.	63	759	12	13
Moore	16	189	11.8	4
Stanley	14	140	10	5
Floyd	12	224	18.7	1
Pettijohn	4	32	8	0
McLeod	2	26	13	0
Burt	2	22	11	0
Hamilton	2	19	9.5	0
McLain	2	10	5.5	0
Miller	2	6	3	0
Maynor	1	17	17	0

Tackles	S-A-T	QS	INT
McEntyre	89-13-89.5	0	10
Doster	75-10-80	0	1
Floyd	50-13-56.5	0	4
Burt	29-4-31	9.5	0
Pettijohn	26-5-28.5	1	0

A-C-I	503-311-20	479-287-13
Yards Per Play	7.1	6.4
Yards Per Completion	11.5	10.6
Yards Per Game	256.4	217.3
Total Offense	3804	3257
Total Plays	642	594
Yards Per Play	5.9	5.5
Yards Per Game	271.7	232.6
Penalties	141-835	125-737
Turnovers	30	28
Fumbles/Lost	25-10	18-15
Interceptions	20	13
Sacks By-Yards	22-138	8-48

Typical Starting Lineup	
QB: Jay Gruden	
OS: Travis McGriff	
WR/LB: Cory Fleming	
WR/DB: Duke Pettijohn	
OL/DL: Rashad Floyd	
OL/DL: EJ Burt	
OL/DL: Ernest Allen	
OL/DL: Fred Ray	
DS: Kenny McEntyre	
DS: Reggie Doster	
K: Brian Schmitz	

Fran Papasedero

Schedule and Results (9-8)

20-Apr	at Georgia	L, 49-67
26-Apr	Chicago	W, 49-38
4-May	New Jersey	L, 44-45
11-May	at Grand Rapids	L, 55-69
17-May	San Jose	L, 45-77
24-May	at Indiana	W, 40-37
31-May	Carolina	W, 33-30
9-Jun	Tampa Bay	L, 45-48
15-Jun	at New York	W, 52-33
21-Jun	Toronto	L, 34-47
2		

2001

Jay Gruden

Schedule and Results (8-7)

	Passing	A-C-I	%	Yards	TD
13-Apr at Nashville	L, 25-50	377-224-12	59.4	3004	60
20-Apr Florida	L, 25-38	50-26-1	52	350	4
27-Apr at Indiana	L, 50-66	20-9-2	45	103	1
13-May Nashville	W, 34-30				
18-May New Jersey	W, 58-47				
26-May at San Jose	W, 59-35				
2-Jun Toronto	W, 70-22				
10-Jun Tampa Bay	W, 57-45				
16-Jun at New York	W, 74-63				
22-Jun Milwaukee	L, 42-45				
1-Jul at Tampa Bay	W, 46-38				
8-Jul at Florida	L, 46-53				
13-Jul Buffalo	W, 48-40				
21-Jul at Chicago	L, 41-55				

	Receiving	No.	Yards	AVG	TD
Burley	88	1135	12.9	26	
Dell	51	710	13.9	10	
Cooper	41	566	13.8	11	
Bailey	26	317	12.2	7	
Lord	24	383	16	4	
Moore	12	155	12.9	1	
Bowman	6	10	0	0	
Cohen	3	34	11.3	2	
McCall	2	29	14.5	0	
Dorsey	2	10	5	1	

	Team Statistics	ORL	OPP
Points Scored	675	627	
Points Per Game	48.2	44.8	
First Downs	200	216	
Rushing Yards	194	303	
Plays	113	124	
Yards Per Play	1.7	2.4	
Yards Per Game	13.9	21.6	
Passing Yards	3418	3195	
A-C-I	447-259-15	497-288-24	
Average Per Play	7.6	6.4	
Average Per Completion	15.2	11.1	
Yards Per Game	244.1	228.2	
Total Offense	3418	3195	
Total Plays	572	644	
Yards Per Play	6.3	5.4	
Yards Per Game	258	249.9	
Penalties	105-604	104-660	
Turnovers	36	35	
Fumbles/Lost	35-21	21-11	
Interceptions	15	24	

	Typical Starting Lineup
QB:	Craig Whelihan
OS:	Si Burley
WR/LB:	Cliff Dell
FB/LB:	Rick Hamilton
WR/DB:	Bret Cooper
OL/DL:	Ernest Allen
OL/DL:	BJ Cohen
OL/DL:	Fred Ray
DS:	Kenny McEntyre
DS:	Damon Mason
K:	David Cool

	Typical Starting Lineup
QB:	Bob O'Hara
OS:	Robert Gordon
WR/DB:	Barry Wagner
WR/LB:	Ty Law
FB/LB:	Rick Hamilton
OL/DL:	Kevin Ingram
OL/DL:	Webbie Burnett
OL/DL:	Rich McKenzie
DS:	Damon Mason
DS:	Chris Barber
K:	David Cool

	Typical Starting Lineup
QB:	Bob O'Hara
OS:	Robert Gordon
WR/DB:	Barry Wagner
WR/LB:	Ty Law
FB/LB:	Rick Hamilton
OL/DL:	Kevin Ingram
OL/DL:	Webbie Burnett
OL/DL:	Rich McKenzie
DS:	Damon Mason
DS:	Chris Barber
K:	David Cool

	Typical Starting Lineup
QB:	Bob O'Hara
OS:	Robert Gordon
WR/DB:	Barry Wagner
WR/LB:	Ty Law
FB/LB:	Rick Hamilton
OL/DL:	Kevin Ingram
OL/DL:	Webbie Burnett
OL/DL:	Rich McKenzie
DS:	Damon Mason
DS:	Chris Barber
K:	David Cool

	Typical Starting Lineup
QB:	Bob O'Hara
OS:	Robert Gordon
WR/DB:	Barry Wagner
WR/LB:	Ty Law
FB/LB:	Rick Hamilton
OL/DL:	Kevin Ingram
OL/DL:	Webbie Burnett
OL/DL:	Rich McKenzie
DS:	Damon Mason
DS:	Chris Barber
K:	David Cool

	Typical Starting Lineup
QB:	Bob O'Hara
OS:	Robert Gordon
WR/DB:	Barry Wagner
WR/LB:	Ty Law
FB/LB:	Rick Hamilton
OL/DL:	Kevin Ingram
OL/DL:	Webbie Burnett
OL/DL:	Rich McKenzie
DS:	Damon Mason
DS:	Chris Barber
K:	David Cool

	Typical Starting Lineup
QB:	Bob O'Hara
OS:	Robert Gordon
WR/DB:	Barry Wagner
WR/LB:	Ty Law
FB/LB:	Rick Hamilton
OL/DL:	Kevin Ingram
OL/DL:	Webbie Burnett
OL/DL:	Rich McKenzie
DS:	Damon Mason
DS:	Chris Barber
K:	David Cool

	Typical Starting Lineup
QB:	Bob O'Hara
OS:	Robert Gordon
WR/DB:	Barry Wagner
WR/LB:	Ty Law
FB/LB:	Rick Hamilton
OL/DL:	Kevin Ingram
OL/DL:	Webbie Burnett
OL/DL:	Rich McKenzie
DS:	Damon Mason
DS:	Chris Barber
K:	David Cool

	Typical Starting Lineup
QB:	Bob O'Hara
OS:	Robert Gordon
WR/DB:	Barry Wagner
WR/LB:	Ty Law
FB/LB:	Rick Hamilton
OL/DL:	Kevin Ingram
OL/DL:	Webbie Burnett
OL/DL:	Rich McKenzie
DS:	Damon Mason
DS:	Chris Barber
K:	David Cool

	Typical Starting Lineup
QB:	Bob O'Hara
OS:	Robert Gordon
WR/DB:	Barry Wagner
WR/LB:	Ty Law
FB/LB:	Rick Hamilton
OL/DL:	Kevin Ingram
OL/DL:	Webbie Burnett
OL/DL:	Rich McKenzie
DS:	Damon Mason
DS:	Chris Barber
K:	David Cool

	Typical Starting Lineup
QB:	Bob O'Hara
OS:	Robert Gordon
WR/DB:	Barry Wagner
WR/LB:	Ty Law
FB/LB:	Rick Hamilton
OL/DL:	Kevin Ingram
OL/DL:	Webbie Burnett
OL/DL:	Rich McKenzie
DS:	Damon Mason
DS:	Chris Barber
K:	David Cool

	Typical Starting Lineup
QB:	Bob O'Hara
OS:	Robert Gordon
WR/DB:	Barry Wagner
WR/LB:	Ty Law
FB/LB:	Rick Hamilton
OL/DL:	Kevin Ingram
OL/DL:	Webbie Burnett
OL/DL:	Rich McKenzie
DS:	Damon Mason
DS:	Chris Barber
K:	David Cool

	Typical Starting Lineup
QB:	Bob O'Hara
OS:	Robert Gordon
WR/DB:	Barry Wagner
WR/LB:	Ty Law
FB/LB:	Rick Hamilton
OL/DL:	Kevin Ingram
OL/DL:	Webbie Burnett
OL/DL:	Rich McKenzie
DS:	Damon Mason
DS:	Chris Barber
K:	David Cool

	Typical Starting Lineup
QB:	Bob O'Hara
OS:	Robert Gordon
WR/DB:	Barry Wagner
WR/LB:	Ty Law
FB/LB:	Rick Hamilton
OL/DL:	Kevin Ingram
OL/DL:	Webbie Burnett
OL/DL:	Rich McKenzie
DS:	Damon Mason
DS:	Chris Barber
K:	David Cool

	Typical Starting Lineup
QB:	Bob O'Hara
OS:	Robert Gordon
WR/DB:	Barry Wagner
WR/LB:	Ty Law
FB/LB:	Rick Hamilton
OL/DL:	Kevin Ingram
OL/DL:	Webbie Burnett
OL/DL:	Rich McKenzie
DS:	Damon Mason
DS:	Chris Barber
K:	David Cool

	Typical Starting Lineup
QB:	Bob O'Hara
OS:	Robert Gordon
WR/DB:	Barry Wagner
WR/LB:	Ty Law
FB/LB:	Rick Hamilton
OL/DL:	Kevin Ingram
OL/DL:	Webbie Burnett
OL/DL:	Rich McKenzie
DS:	Damon Mason
DS:	Chris Barber
K:	David Cool

	Typical Starting Lineup
QB:	Bob O'Hara
OS:	Robert Gordon
WR/DB:	Barry Wagner
WR/LB:	Ty Law
FB/LB:	Rick Hamilton
OL/DL:	Kevin Ingram
OL/DL:	Webbie Burnett
OL/DL:	Rich McKenzie
DS:	Damon Mason
DS:	Chris Barber
K:	David Cool

	Typical Starting Lineup
QB:	Bob O'Hara
OS:	Robert Gordon
WR/DB:	Barry Wagner
WR/LB:	Ty Law
FB/LB:	Rick Hamilton
OL/DL:	Kevin Ingram
OL/DL:	Webbie Burnett
OL/DL:	Rich McKenzie
DS:	Damon Mason
DS:	Chris Barber
K:	David Cool

	Typical Starting Lineup
QB:	Bob O'Hara
OS:	Robert Gordon
WR/DB:	Barry Wagner
WR/LB:	Ty Law
FB/LB:	Rick Hamilton
OL/DL:	Kevin Ingram
OL/DL:	Webbie Burnett
OL/DL:	Rich McKenzie
DS:	Damon Mason
DS:	Chris Barber
K:	David Cool

	Typical Starting Lineup
QB:	Bob O'Hara
OS:	Robert Gordon
WR/DB:	Barry Wagner
WR/LB:	Ty Law
FB/LB:	Rick Hamilton
OL/DL:	Kevin Ingram
OL/DL:	Webbie Burnett
OL/DL:	Rich McKenzie
DS:	Damon Mason
DS:	Chris Barber
K:	David Cool

	Typical Starting Lineup
QB:	Bob O'Hara
OS:	Robert Gordon
WR/DB:	Barry Wagner
WR/LB:	Ty Law
FB/LB:	Rick Hamilton
OL/DL:	Kevin Ingram
OL/DL:	Webbie Burnett
OL/DL:	Rich McKenzie
DS:	Damon Mason
DS:	Chris Barber
K:	David Cool

	Typical Starting Lineup
QB:	Bob O'Hara
OS:	Robert Gordon
WR/DB:	Barry Wagner
WR/LB:	Ty Law
FB/LB:	Rick Hamilton
OL/DL:	Kevin Ingram
OL/DL:	Webbie Burnett
OL/DL:	Rich McKenzie
DS:	Damon Mason
DS:	Chris Barber
K:	David Cool

	Typical Starting Lineup
QB:	Bob O'Hara
OS:	Robert Gordon
WR/DB:	Barry Wagner
WR/LB:	Ty Law
FB/LB:	Rick Hamilton
OL/DL:	Kevin Ingram
OL/DL:	Webbie Burnett
OL/DL:	Rich McKenzie
DS:	Damon Mason
DS:	Chris Barber
K:	David Cool

	Typical Starting Lineup
QB:	Bob O'Hara
OS:	Robert Gordon
WR/DB:	Barry Wagner
WR/LB:	Ty Law
FB/LB:	Rick Hamilton
OL/DL:	Kevin Ingram
OL/DL:	Webbie Burnett
OL/DL:	Rich McKenzie
DS:	Damon Mason
DS:	Chris Barber
K:	David Cool

	Typical Starting Lineup
QB:	Bob O'Hara
OS:	Robert Gordon
WR/DB:	Barry Wagner
WR/LB:	Ty Law
FB/LB:	Rick Hamilton
OL/DL:	Kevin Ingram
OL/DL:	Webbie Burnett
OL/DL:	Rich McKenzie
DS:	Damon Mason
DS:	Chris Barber
K:	David Cool

	Typical Starting Lineup
QB:	Bob O'Hara
OS:	Robert Gordon
WR/DB:	Barry Wagner
WR/LB:	Ty Law
FB/LB:	Rick Hamilton
OL/DL:	Kevin Ingram
OL/DL:	Webbie Burnett
OL/DL:	Rich McKenzie
DS:	Damon Mason
DS:	Chris Barber
K:	David Cool

	Typical Starting Lineup
QB:	Bob O'Hara
OS:	Robert Gordon
WR/DB:	Barry Wagner
WR/LB:	Ty Law
FB/LB:	Rick Hamilton
OL/DL:	Kevin Ingram
OL/DL:	Webbie Burnett
OL/DL:	Rich McKenzie
DS:	Damon Mason
DS:	Chris Barber
K:	David Cool

	Typical Starting Lineup
QB:	Bob O'Hara
OS:	Robert Gordon
WR/DB:	Barry Wagner
WR/LB:	Ty Law
FB/LB:	Rick Hamilton
OL/DL:	Kevin Ingram
OL/DL:	Webbie Burnett
OL/DL:	Rich McKenzie
DS:	Damon Mason
DS:	Chris Barber
K:	David Cool

	Typical Starting Lineup
QB:	Bob O'Hara
OS:	Robert Gordon
WR/DB:	Barry Wagner
WR/LB:	Ty Law
FB/LB:	Rick Hamilton
OL/DL:	Kevin Ingram
OL/DL:	Webbie Burnett
OL/DL:	Rich McKenzie
DS:	Damon Mason
DS:	Chris Barber
K:	David Cool

	Typical Starting Lineup
QB:	Bob O'Hara
OS:	Robert Gordon
WR/DB:	Barry Wagner
WR/LB:	Ty Law
FB/LB:	Rick Hamilton
OL/DL:	Kevin Ingram
OL/DL:	Webbie Burnett
OL/DL:	Rich McKenzie
DS:	Damon Mason
DS:</	

1997

Perry Moss

Schedule and Results (11-5)

4-May at New York	W, 50-42
9-May Arizona	L, 31-42
17-May at Tampa Bay	W, 43-17
23-May at Portland	W, 40-9
30-May Nashville	L, 36-46
6-Jun Texas	W, 40-34
14-Jun at Florida	W, 62-39
20-Jun Anaheim	W, 41-40
27-Jun Tampa Bay	W, 54-30
6-Jul at New Jersey	W, 45-33
12-Jul at Iowa	L, 56-60
18-Jun Portland	W, 58-14
25-Jun at Nashville	L, 55-74
1-Aug Florida	W, 67-35

Playoffs	
8-Aug New Jersey	W, 45-37
16-Aug Iowa	L, 34-52

Team Statistics	ORL	OPP
Points Scored	678	515
Points Per Game	48.4	36.8
First Downs	216	188
Rushing Yards	657	183
Plays	175	100
Yards Per Play	3.8	1.8
Yards Per Game	46.9	13.1
Passing Yards	3078	2800
A-C-I	419-237-15	471-229-20
Average per Play	7.3	5.9
Average per Completion	13	12.2
Yards Per Game	220	200
Total Offense	3735	2982
Plays	606	601
Yards Per Play	6.2	5
Yards Per Game	267	213
Penalties	124-602	93-445
Turnovers	27	37
Fumbles/Lost	22-12	36-17
Interceptions	15	20

Rushing	No.	Yards	Avg	TD
McGowan	46	209	4.5	2
McClenton	40	161	4	4
Wagner	48	137	2.9	17
Parker	10	51	5.1	1
Cody	2	37	18.5	1
Odom	7	33	4.7	1
Semphimphelter	12	10	0.8	1

Passing	A-C-I	Yards	%	TD
Semphimphelter	244-137-6	1879	56.1	36
O'Hara	156-91-6	1174	58.3	16
Lebo	18-9-3	129	50	3

Receiving	No.	Yards	Avg	TD
Wagner	99	1527	15.4	31
Parker	44	484	11	4
Shell	32	410	12.8	6
Cody	21	295	14	6
LaSane	17	199	11.7	3
Hall, V	6	55	9.2	2
Ingram	5	63	12.6	2
McGowan	5	60	12	0
McClenton	5	35	7	1
Odom	1	13	13	0

Tackles	S-A-T	QS	INT
Ervin	49-8-53	0	4
Barber	57-9-58.5	0	7
Wagner	37-4-39	0	6
McGowan	20-10-25	5.5	0
Shell	21-3-22.5	0	1
Drakes	11-4-15	4	0

Typical Starting Lineup
 OS: Jeff Parker
 WR/DB: Barry Wagner
 WR/LB: Alex Shell
 QB: Scott Semphimphelter
 OL/DL: Eric Drakes
 OL/DL: Webbie Burnett
 OL/DL: Victor Hall
 DS: Chris Barber
 DS: Carris Ervin
 K: Franco Grillo

1996

Perry Moss

Schedule and Results (9-6)

27-Apr at Arizona	L, 52-55
3-May Texas	W, 52-36
11-May Florida	W, 38-20
18-May at Tampa Bay	L, 42-63
24-May at San Jose	L, 25-42
1-Jun at Connecticut	W, 45-38
7-Jun Charlotte	W, 56-47
21-Jun Iowa	L, 50-59
29-Jun at Texas	W, 45-37
6-Jul at Albany	L, 42-51
12-Jul Minnesota	W, 56-12
19-Jul Tampa Bay	W, 40-39
27-Jul at Florida	W, 59-27
2-Aug Anaheim	W, 50-44

Playoffs	
10-Aug at Arizona	L, 48-65

Team Statistics	ORL	OPP
Points Scored	601	572
Points Per Game	42.9	40.8
First Downs	255	206
Rushing Yards	602	170
Plays	172	106
Yards Per Play	7.3	6.9
Yards Per Game	43	7.6
Passing Yards	3172	3178
A-C-I	439-250-21	472-259-15
Average Per Play	226.6	227
Average Per Game	361.4	3332
Total Offense	593	583
Plays	6.1	5.7
Yards Per Play	106-495	114-549
Penalties	30	28
Turnovers	21-9	24-13
Fumbles/Lost	21	15
Interceptions		

Rushing	No.	Yards	Avg	TD
McClenton	50	238	4.8	12
McGowan	50	172	3.4	5
Wagner	21	60	2.9	9
Field	7	37	5.2	2
Wright	7	21	3	2
Parker	7	21	3	2
Neu	4	20	5	1
O'Hara	19	8	0.4	2
Clark	1	8	8	0
Davidson	2	6	3	0
Walls	2	4	2	1
Lebo	2	1	0.5	1

Passing	A-C-I	%	Yards	TD
O'Hara	396-230-16	58.1	2914	45
Lebo	34-17-3	50	256	5
Neu	4-3-0	75	22	1
Wagner	3-0-2	0	0	0

Receiving	No.	Yards	AVG	TD
Wagner	90	1278	14.2	24
Shell	45	683	15.1	9
Wright	28	394	14.1	8
Parker	27	332	12.3	5
Davidson	13	123	9.5	1
Field	9	69	7.6	1
Walls	8	58	7.3	0
Hall	7	54	7.7	0
McGowan	6	47	7.8	1
Walker	5	50	10	0
Drakes	4	32	8	0
McClenton	3	47	15.7	1
Butler	2	35	17.5	1

Tackles	S-A-T	QS	INT
Barber	28-6-3	0	4
Wagner	31-2-32	0	5
Hall	19-3-20.5	1	0
Butler	27-4-29	0	0
McGowan	20-7-23.5	4	0
Sharp	12-4-14	4	0

Typical Starting Lineup:
 OS: Jeff Parker
 WR/DB: Barry Wagner
 WR/LB: Alex Shell
 QB: Pat O'Hara
 FB/LB: Paul McGowan
 OL/DL: Victor Hall
 OL/DL: Webbie Burnett
 OL/DL: Jerry Sharp
 DS: Chris Barber
 DS: Carris Ervin
 K: Charlie Baumann

1995

Perry Moss

Schedule and Results (9-6)

13-May at Connecticut	W, 45-43
19-May at Charlotte	L, 38-41
26-May Miami	W, 51-13
10-Jun Albany	W, 55-47
17-Jun at Miami	W, 48-29
23-Jun Milwaukee	W, 58-33
1-Jul Arizona	L, 48-49
8-Jul at Albany	W, 56-38
14-Jul Tampa Bay	L, 34-51
22-Jul at San Jose	L, 27-54
29-Jul at Tampa Bay	L, 20-44
4-Aug Connecticut	W, 62-29

Playoffs	
13-Aug at San Jose	W, 55-37
19-Aug at Iowa	W, 56-49
1-Sep at Tampa Bay	L, 35-48

Team Statistics	ORL	OPP
Points Scored	542	471
Points Per Game	45.2	39.2
Rushing Yards	406	209
Plays	137	105
Yards Per Play	3	2
Yards Per Game	33.8	17.4
Passing Yards	2655	2897
A-C-I	337-200-14	455-273-9
Yards Per Play	7.9	6.4
Yards Per Completion	13.3	10.6
Yards per Game	221.2	241.4
Total Offense	3061	3106
Plays	480	574
Yards Per Play	6.4	5.4
Yards Per Game	255.1	258.8
Penalties	85-370	105-464
Turnovers	25	27
Fumbles/Lost	26-11	30-18
Interceptions	14	9

Rushing	No.	Yards	AVG	TD
Odom	23	145	6.3	2
Wagner	65	137	2.1	21
Fleming	13	46	3.5	1
McGowan	9	20	2	0
Parker	1	18	18	1
Walls	3	12	4	0
Crum	3	9	3	0
Burnett	1	7	7	0
Wright	5	6	1.2	1
Ford	4	4	1	0

1994

Perry Moss

Schedule and Results (13-2)

20-May at Arizona	W, 38-28
27-May at Milwaukee	W, 58-24
4-Jun Las Vegas	W, 38-9
10-Jun Miami	W, 53-21
17-Jun at Massachusetts	W, 48-44
25-Jun at Albany	W, 63-48
1-Jul Tampa Bay	W, 61-40
15-Jul Charlotte	W, 68-14
23-Jul at Miami	W, 42-20
29-Jul Cleveland	W, 41-32
6-Aug Arizona	W, 46-21
13-Aug at Tampa Bay	L, 39-40

Playoffs	
19-Aug Ft. Worth	W, 34-13
26-Aug Massachusetts	W, 51-42
2-Sep Arizona	L, 31-36

Team Statistics	ORL	OPP
Points Scored	595	341
Points Per Game	49.6	24.4
First Downs	188	169
Rushing Yards	512	205
Plays	142	108
Yards Per Rush	3.6	1.9
Yards Per Game	42.7	17.1
Passing Yards	2819	2469
A-C-I	330-215-16	448-249-18
Average Per Completion	13.1	9.9
Average Per Play	8.5	5.5
Total Offense	3331	2675
Total Plays	485	571
Yards Per Play	6.9	4.6
Yards Per Game	278	223
Penalties	104-438	90-417
Turnovers	25	35
Fumbles/Lost	32-9	33-17
Interceptions	16	18

Rushing	No.	Yards	AVG	TD
Wagner	36	137	4.2	10
Tobin	15	55	3.7	4
Ford	12	43	3.6	3
Odom	23	120	5.2	2
McGowan	15	82	5.5	0
Owens	11	37	3.3	2
Walls	5	17	3.4	2
Clark	3	12	4	0
Shell	2	11	5.5	1

Passing	A-C-I	%	Yards	TD
Bennett	245-166-9	67.8	2212	45
Tobin	85-49-7	57.6	607	9

Receiving	No.	Yards	AVG	TD
Wagner	85	1242	14.8	28
Owens	46	623	13.5	16
Walls	39	492	12.6	4
Ford	22	303	13.8	4
Shell	9	80	8.8	0
McGowan	6	54	9	1
Odom	3	44	14.7	1
Walker	2	13	6.7	0
Brown	1	14	14	0

Tackles	S-A-T	QS	INT
Wagner	62-6-65	0	4
Clark	53-14-60	0	0
Roquemore	52-10-57	0	8
Owens	47-5-49.5	0	4
McGowan	25-5-27.5	6	0
Hall	19-7-22.5	6	1

Typical Starting Lineup
 QB: Ben Bennett
 OS: Herkie Walls
 WR/DB: Barry Wagner
 WR/DB: Billy Owens
 FB/LB: Paul McGowan
 OL/DL: Victor Hall
 OL/DL: Webbie Burnett
 OL/DL: Jackie Walker
 DS/LB: Bernard Clark
 DS: Durwood Roquemore
 K: Jorge Cimadevilla

1993

Perry Moss

Schedule and Results (11-3)

14-May Albany	W, 40-30
21-May Tampa Bay	W, 46-34
29-May at Cincinnati	W, 37-16
5-Jun at Miami	L, 37-45
11-Jun Miami	W, 56-14
19-Jun at Tampa Bay	W, 46-45
25-Jun at Charlotte	W, 42-20
2-Jul Detroit	W, 45-28
9-Jul at Dallas	W, 49-17
16-Jul Arizona	W, 49-17
23-Jul Charlotte	W, 44-23
31-Jul at Albany	L, 35-49

Playoffs

6-Aug Miami	W, 41-13
14-Aug Tampa Bay	L, 52-55

Team Statistics	ORL	OPP
Points Scored	526	355
Points Per Game	43.8	29.6
First Downs	201	169
Rushing Yards	447	225
Plays	139	107
Yards Per Play	3.2	2.1
Yards Per Game	37.3	18.6
Passing Yards	2752	2511
A-C-I	370-194-11	428-223-20
Yards Per Completion	14.2	11.2
Yards Per Attempt	7.4	5.9
Total Offense	3199	2766
Plays	509	535
Yards Per Play	6.3	5.2
Yards Per Game	266.7	250.5
Penalties	127-512	126-513
Turnovers	16	29
Fumbles/Lost	11-5	15-9
Interceptions	11	20

Rushing	No.	Yards	AVG	TD
Hold	18	97	5.4	3
Odom	24	92	3.8	0
Stewart	35	90	2.6	1
McGowan	19	71	3.7	4
Walls	12	40	3.3	0
Wagner	16	32	2	5
Bennett	13	20	1.5	2
Owens	2	5	2.5	0

Passing	A-C-I	%	Yards	TD
Bennett	340-180-10	52.9	2515	50
Hold	27-14-1	51.9	237	4
Cimadevilla	1-0-0	0	0	0
McGowan	1-0-0	0	0	0
Wagner	1-0-0	0	0	0

Receiving	No.	Yards	AVG	TD
Wagner	72	1069	14.8	23
Walls	46	674	14.7	13
Aikens	39	548	14.1	12
Scott	9	182	20.2	3
Ford	8	111	13.9	1
McGowan	5	42	8.4	0
Owens	5	79	15.8	1
Odom	3	19	6.3	0
Mull	1	15	15	0

Tackles	S-A-T	QS	INT
Raquemore	59-10-64	0	8
Ware	36-6-39	0	3
Wagner	32-9-36.5	0	1
Scott	34-4-36.0	0	3
Owens	29-8-33	0	0
Burnett	13-5-15.5	3.5	0

Typical Starting Lineup

OS: Herkie Walls
 WR/DB: Barry Wagner
 WR/LB: Billy Owens
 FB/LB: Jerry Odom
 QB: Ben Bennett
 OL/DL: Isaac Williams
 OL/DL: Rusty Russell
 OL/DL: Webbie Burnett
 DS: Durwood Raquemore
 DS: Riley Ware
 K: Jorge Cimadevilla

1992

Perry Moss

Schedule and Results (11-2)

29-May Tampa Bay	L, 32-39
4-Jun at Sacramento	W, 58-47
13-Jun San Antonio	W, 50-0
19-Jun at Detroit	W, 50-49
27-Jun Charlotte	W, 29-26
2-Jul at Tampa Bay	W, 48-33
11-Jul at New Orleans	W, 45-20
17-Jul Arizona	W, 71-21
24-Jul at Charlotte	W, 39-38
31-Jul New Orleans	W, 62-8

Playoffs

8-Aug Cleveland	W, 50-12
15-Aug Tampa Bay	W, 24-21 (OT)
22-Aug Detroit	L, 38-56

Team Statistics	ORL	OPP
Points Scored	484	281
Points Per Game	48.4	28.1
First Downs	157	153
Rushing Yards	413	289
Plays	128	118
Yards Per Play	3.2	2.4
Yards Per Game	41.3	28.9
Passing Yards	2258	2101
A-C-I	296-161-10	369-191-29
Yards Per Play	7.6	5.7
Yards Per Completion	14	11
Total Offense	2671	2390
Plays	435	506
Yards Per Play	6.1	4.7
Yards Per Completion	14	11
Penalties	90-370	84-353
Turnovers	20	40
Fumbles/Lost	18-10	18-11
Interceptions	10	29

Rushing	No.	Yards	AVG	TD
Odom	50	195	3.9	6
Stewart	23	74	3.2	2
Moore	6	55	9.2	1
Wamsley	19	50	2.6	1
Bennett	17	31	1.8	1
Brock	6	7	1.2	0
Wagner	1	22	0	0
Walls	6	-1	-0.2	1

Receiving	REC	Yards	AVG	TD
Wagner	64	859	13.4	18
Walls	38	659	17.3	15
Aikens	23	368	16	5
Odom	10	124	12.4	3
Moore	7	105	15	1
Stewart	7	47	6.7	1
Scott	4	46	11.5	0
Roth	3	54	18	2
Wamsley	3	16	5.3	0

Tackles	S-A-T	QS	INT
Raquemore	71-12-78	0	8
Wagner	34-6-37	1	4
Stewart	31-7-34.5	1.5	0
Scott	30-4-32	0	11
Odom	26-9-30.5	6	1
Aikens	20-2-21	0	4

Typical Starting Lineup

OS: Herkie Walls
 WR/DB: Barry Wagner
 WR/LB: Carl Aikens
 FB/LB: Jerry Odom
 QB: Ben Bennett
 OL/DL: Jeff Roth
 OL/DL: Rusty Russell
 OL/DL: Webbie Burnett
 DS: Durwood Raquemore
 DS: Tony Scott
 K: Jorge Cimadevilla

1991

Perry Moss

Schedule and Results (3-7)

6/1 @ Tampa Bay	W, 51-38
6/7 @ Detroit	L, 27-56
6/13 Columbus	W, 38-32
6/21 Detroit	L, 40-43
6/29 @ Denver	L, 19, 39
7/6 @ Albany	L, 36-44
7/12 Albany	L, 25-28
7/19 New Orleans	W, 44-29
7/27 Tampa Bay	L, 16-26

Team Statistics	ORL	OPP
Points Scored	327	363
Points per game	32.7	36.3
First Downs	126	138
Rushing Yards	303	341
Plays	125	116
Yards per play	2.4	2.9
Yards per game	30.3	34.1
Passing Yards	1701	1890
C-A-I	137-279-7	161-298-16
Yards per play	6.1	5.2
Yards per completion	12.4	11.7
Total Offense	2004	2231
Plays	431	432
Yards per play	4.6	5.2
Yards per game	200.4	223.1
Penalties	84-323	78-334
Turnovers	19	22
Fumbles/Lost	13-12	12-6
Interceptions	7	16

Rushing	ATT	Yards	AVG	TD
Meyers	41	101	2.4	3
Collier	34	95	2.8	7
Williams, K.	24	87	3.6	1
Collins	3	8	2.7	0
Baretha	4	8	2.0	1
Smith	3	3	1.0	1
Walls	3	2	0.7	0

STARTING SEASON - 1998

1991

Ownership group headed by former Major League manager Davey Johnson purchases rights to operate an expansion franchise in the Arena Football League... Jackson Design group, a Winter Park Advertising Agency, designs teams first logo...Team hires Perry Moss as first Head Coach and General Manager... First group of players signed include future AFL Hall of Fame member and Predators Ring of Honor inductee Herkie Walls... Preds win first game in franchise history, upsetting Tampa Bay, 51-38... Quarterback Reggie Collier accounts for 28 touchdowns (21 pass, 7 run) in his lone season with the Predators... Orlando finishes first season with 3-7 record.

1992 (Second Season)

1992 (Second Season)

Just prior to season opener, group led by Windermere businessmen Donald R. Dizney and James English purchase team and become managing general partners... Barry Wagner joins team in Week 2 and goes on to win the first of six consecutive Ironman of the Year honors as Arena Footballs best two-way player... Predators record only shutout in AFL history, beating San Antonio, 50-0, on June 13, 2001... Wagner scores two touchdowns, recovers a fumble, scores a two-point conversion and knocks down pass in final :46 seconds of game as Predators use Miracle Minute to beat Detroit, 50-49... Team goes on to win nine games in regular season, captures first conference championship and earns spot in Arena Bowl, where they lose to Detroit... Team records first sellout in playoffs against Tampa Bay (13,680).

1993

Predators roll to 10-2 regular season... Team sells out all six regular season games plus both home playoff games... Largest regular season crowd in Arena Football League history watches Predators defeat Tampa Bay, 46-45, in front of 28,746 fans at St. Petes Thunderdome (now Tropicanna Field)... Tampa Bay ends Orlandos season, 55-52, in semifinals before 13,720 at Orlando Arena...Team moves headquarters to First Union Bank Building on Central Ave. after spending previous two years at First Union Bank Tower on Magnolia Ave.

1994

Predators come within 17 seconds of recording only undefeated season in AFL history, losing 40-39 to Tampa Bay in final game of regular season to finish at 11-1... Wagner sets AFL history by becoming first player to win Ironman of the Game and MVP honors at Albany, June 25. Predators continue sellout streak to 19 games, culminating with club- record 14,368 fans for ArenaBowl VIII...v Arizona, which lost twice to Orlando in regular season by a combined score of 84-49, pulls major upset by beating Predators 36-31 in championship game.

1995

Future NFL Hall of Famer Jack Youngblood becomes General Manager of Orlando Predators... Team sells out all six regular season homes games, averaging 15,638 to run sellout streak to 25 games...Wagner scores 44 points in final game of season to win second league scoring title with 294 points... Team finishes campaign at 7-5, but upsets both San Jose and Iowa on road to advance to second straight ArenaBowl championship game, where they lose to Jay Grudens Tampa Bay team, 48-35... Quarterback Ben Bennett plays final season with Preds... Wagner again sets AFL history by becoming first player to win leagues Ironman of Year and MVP award in same seasons.

1996

Predators roll to 9-5 regular season mark... sellout streak ends in Week 2 game at Texas after city adds more than 2,500 seats to Orlando Arena... Team still averages more 15,566 fans per game... Predators upset Tampa Bay 40-39 July 19 in miracle finish with touchdown pass by back-up quarterback Brad Lebo and two-point conversion by Michael McClenton on final play of game.. Team drops 65-48 decision to Arizona in first round of playoffs... All-time greats Herkie Walls and Durwood Roquemore retire at end of seasonRoquemore leaves as Predators and AFLs all-time leader in interceptions.

1997

Team purchased by Ari... Predators record 10-4 r... 16,529 fans attend Gu... Bay on June 27... Predators defeat New J... offs, but lost to Iowa in... Predators announce ret... August... Nashville Kats is name... en as Head Coach...All-... retirement following se... Predators unveil plans t... and unveil new logo in

1998

Team goes public, trade... exchange... Team announces forma... outstanding achievemen... First inductees include f... fullback/linebacker Paul... Predators roll and clinch... four wins in final five g... Newly acquired defensi... tyre shines in first round... Orlando returns to first... Drive to defeat Arizona... After losing to Tampa B... margin, Predators pull b... shocking top-seeded Ta... wide audience on ABC... Predators intercept Pete... cluding three by Chris B... AFL Championship gam... downs in upset... Gruden becomes first n... player and a head coac... playoff frustration to cl... Wagner is named Aren... credible fourth time in d

1999 - 2005

1999

Predators earn three Best Of awards for 1998 season at AFL University, including best highlights video and best media guide... Injury riddled season results in 7-7 mark... Team inducts offensive specialist Herkie Walls into Ring of Honor...Predators sneak into playoffs as number eight seed with 48-40 win over Buffalo in Week 14... Predators become first number eight seed to win playoff game, upsetting #1 seed Tampa Bay (12-2), 41-19, in quarterfinals... Team becomes first #8 seed to advance to ArenaBowl with 48-41 win over Iowa... Dreams of second consecutive title disappear with 59-48 loss to Albany in ArenaBowl XIII... Six-time AFL Ironman of Year Wagner signs as free agent with San Jose... ... Team moves in off-season to 400 West Church Street location.

2000

During off-season, team unveils Predators Adventure, a series of interactive inflatables... Community Relations Director Herkie Walls creates Fitness is Fun, school program... Predators get off to second fastest start in team history with 7-0 record... Team loses back-to-back games for only time in season, losing to Tampa Bay and Nashville to fall to 9-3... Bret Cooper catches touchdown pass on final play of game to beat Albany (61-59) in season finale as Orlando grabs number two seed with 11-3 record... Predators knock Storm out of playoffs for third consecutive season with 34-24 first-round win...Orlando earns record sixth ArenaBowl appearance with 56-44 win over Arizona... David Cool becomes first player to score winning points on final play of an ArenaBowl as 19-yard field goal beats Nashville, 41-38.

2001

Predators finish regular season with 8-6 mark, qualifying for playoffs for 10th consecutive year... Season ends with first round home loss to Chicago... Head Coach Jay Gruden announces resignation and plans to return to playing field at ArenaBowl XV... Team introduces former Assistant Head Coach Fran Papasederero as the third Head Coach in franchise history... Team names Dave Berryman President and Chief Operating Office in December... Team moves to new headquarters at 4901 Vineland Road.

2002

First-year head coach Fran Papasederero rallies Predators from 1-4 start to win six of last nine regular season games and claim teams 6th division title... Papasederero becomes just the 4th coach in AFL history to win nine games in his first season, as Predators advance all the way to semifinals before losing to top-seeded San Jose... Gruden sets numerous single season passing marks, including yardage, touchdowns, and completions... Ernest Allen selected as both Team MVP and Team Ironman... Kenny McEntyre is lone selection to All-Arena team.

2003

Team moves into new headquarters at 302 South Graham Ave... Predators win first four games with Jay Gruden at quarterback... Gruden misses six games with ankle injury, returns to win last six starts to close season at 10-0 as a starter and help propel Predators to 12-4 record and fourth seed in playoffs... Orlando beats New York in first round playoff game but loses to Tampa Bay in semifinals... Kenny McEntyre named All-Arena for fourth straight time and Travis McGriff is AFL Rookie of the Year... Ten days after semifinal loss, Head Coach Fran Papasederero is killed in tragic automobile accident... Fran Fest, a street party and golf tournament raises more than \$100,000 for Fran Papasederero Memorial Trust Fund to benefit his daughter Vivian... Team announces marketing plan that makes season ticket holders partners in organization and also unveils list of 20 local investor/owners... Gruden announces second retirement as a player in September and agrees to assume the role of Head Coach and Director of Football Operations... A group of 21 prominent local businessmen and businesswomen join Predators ownership group, including Peter DiPasqua Jr. (DiPasqua Enterprises -Subway), John Williams (Wayne Densch Budweiser), Lou Pearlman (Entertainment), Greg and Lena Wasserman (Horizon Homes), Stephen DeLuca (Delco Oil), Bob Gries (Sports Funding, Inc.), Bob Hirsch (First Financial Corporation), Ron Howse (Ron Howse PA), Bill Louche (Contractor), Mike McBath (Paine Webber), Mike McHale (Physician), Pat McHale (MRO Software), Michael OQuinn (Attorney Fowler & OQuinn, PA), Ron Schwartz (Real Estate), and WEP, LLC (Apartment Complex Developers).

2004

Jay Gruden returns as... Team starts off slow, b... ilton to win seven of fir... 10-6 mark... Team keeps alive its str... record and 13 trips to t... Orlando players win th... is named US Army Iron... named ADT Defensive... named Kicker of the Ye... McEntyre picks off 11 p... to an AFL record 54... McEntyre, Taylor, Fleni... Rupert Grant and Jerm... give Predators league-... squad... Taylor is also named to... Off the field, Predators... Foundation to aid charit... First Red and Black Ball... make sizeable donation... Predators make \$1,000... assist their hurricane ra... its feet... Florida Citrus Sports Fo... courages its sponsors to... Prominent Central Florid... list of local owners of t... 2005... redators run string of c... consecutive winning se... regular season before f... 60-58... Kenny The Glove McEn... tors record-tying sixth t... Team hosts second Red... from the movie Rudy --... Team hosts two Ultim

CONTINUED 2005 - PRESENT

to New Orleans and Philadelphia with team...

Jay Gruden coaches his 100th game with Predators...

Orlando Predators Foundation holds Venture to Vegas, a charity Texas Holdem Tournament...

McEntyre organizes and raises thousands for Hurricane Katrina relief with a charity golf tournament...

Cory Fleming, teams leading receiver for past three years, traded to Nashville after season.

2006

Predators win 10+ games in regular season for a fourth consecutive time...

Extend AFL record for overall winning seasons to 15 and tied AFL record for consecutive playoff appearances 15...

Club establishes new record for season ticket holders with 11,244...

Central Florida businessman Ron Howse becomes majority owner...

Preds place two players (Javarus Dudley and Greg White) on All-Rookie team; while lineman Henry Taylor (1st team) and QB Joe Hamilton (2nd team) named to All-Arena squad...

Defensive Specialist Kenny McEntyre named first recipient of AFLs prestigious Al Lucas Hero Award for meritorious community service...

Predators pull major upset, defeating top-seeded Dallas (15-3) on the road to earn record 7th ArenaBowl appearance...

Special teams breakdowns and a 3rd quarter interception proves too much to overcome as Chicago defeats Orlando in ArenaBowl XX...McEntyre traded to Kansas City in off-season...

Predators sign markets top free agent in QB Shane Stafford and then released QB Joe Hamilton.

2007

Predators post an 8-9 overall record and set a national record for professional sports for consecutive seasons in the playoffs, tied only with the Detroit Red Wings at 16...

Preds defensive lineman Greg White sets AFL record with 15 sacks and snags the ADT Defensive Player of the Year...

White goes on to sign with the Tampa Bay Buccaneers for the 2007 NFL season...

Team brings back 3-time Defensive Player of the Year, Kenny McEntyre, in the off season and re-signs fan favorite, offensive specialist Jimmy Fryzel out of free agency.

2008

Predators improve from 2007 campaign posting an overall record of 9-8 and reached the playoffs for the 17th consecutive season dating back to 1992...

Wide receiver T.T. Toliver sets a team record for single season All-Purpose and receiving yards overtaking records set by Barry Wagner (All-Purpose) and Cory Fleming (Receiving yards)...

Defensive back Kenny The Glove McEntyre records 8 interceptions bringing his career total to 81... Preds season ends in loss to expansion Cleveland Gladiators in the wild card round of the AFL playoffs.

2010

The Predators returned to action follow a tumultuous 2009 when the AFL went dark to restructure...

After getting off to a slow start at 0-3, first year head coach, and former Preds QB, Pat OHara led the team to an 8-8 finish, pushing the Predators playoff streak to a league-leading 18 consecutive seasons...

Rookie Quarterback Nick Hill quickly caught on and led Orlando to nine wins in the final 14 games of the season...

Hill set multiple team records including passing yards (4,289) and rushing yards (284)...

The defense was anchored by DBs Rayshaun Kizer and Kenny McEntyre, both recipients of 2010 All-Arena First Team honors...

The season ends in a one point loss to rival Tampa Bay Storm in the AFL conference championship game.

2011

2011

2011

2011

The Predators vastly improved from 2010 in their first year at the new Amyway Center. Head coach Pat OHara led the team to an 11-7 season, qualifying for the playoffs for the 19th consecutive season. Second year quarterback Nick Hill set multiple team records including pass yards (4,758), rushing yards (391), passing completions(387), and passing touchdowns (97). Rayshaun Kizer and Travis Coleman were two of the stars among the defense. Kizer led the team in tackles (108.0), interceptions (16-team record), and defensive touchdowns (3). As the fourth seed in the American Conference, the Preds lost to the Jacksonville Sharks in the conference semifinals, 48-63.

2012

The Predators entered the direction of coach Bret A...

problematical start with a doubling of their wage...

tween the Pittsburgh Po... as scheduled game with...

about three-quarters of crossing the picket line b...

announced the work stop the game had finished.

First year quarterback C (2793), rushing yards (8...

passing touchdowns (55 man stood out as defen...

team in tackles, making Finishing the season with...

held some of the highest league.

2013

There are many variations available, but the major form, by injected humour...

dont look even slightly b a passage of Lorem Ipsum...

anything embarrassing h Lorem Ipsum generators...

predefined chunks as ne generator on the Internet...

Latin words, combined v structures, to generate...

able. The generated Lorem from repetition, injected...

etc.





FRAN PAPASEDERO– 2005 Inductee

A tragic automobile cut short the coaching career of Orlando Predators Head Coach Fran Papasedero. In six seasons with the Predators, Papasedero served as both Assistant Head Coach (1991-01) and Head Coach (2002-03). In his two seasons at the helm, he recorded a 22-13-0 mark and led Orlando to the semifinals in both seasons. As Jay Gruden's top assistant, Papasedero played an integral role in Orlando's success from 1998-2000, that included three ArenaBowl appearances and a pair of titles.

BEN BENNETT- 2005 Inductee

Predators quarterback 1991-95, Ben Bennett still ranks 2nd or 3rd on practically every career passing list, including 2nd in yards (8,469), and 2nd in passing touchdowns (162) and second in passes completed (624). He led predators to two ArenaBowl appearances, while serving as a back-up on 1995 ArenaBowl team. Bennett was named first team All-Arena, 1994 and was three-time team MVP. The current Head Coach of the "af2" Manchester Wolves, Bennett was selected to the AFL Hall of Fame in 2000.

DURWOOD ROQUEMORE – 2005 Inductee

Defensive specialist Durwood Roquemore played with the predators from 1991-96. He was elected to the AFL Hall of Fame in 1999. With Orlando, Roquemore was a first team All-Arena selection three times (1992-93-94). A member of the AFL All-Decade team (selected in 1999), he led the predators in tackles three times. Durwood still ranks 4th on Predators career list for tackles (311.5), 2nd in interceptions (30), and 2nd in pass defenses (66).



HERKIE WALLS - 1999 Inductee

Still considered by many to be the most popular player in Orlando Predators history, McCurey Hercules Walls was one of the first electrifying return specialists in Arena Football League history. After spending parts of five seasons in the NFL, Herkie Walls became the first player by the expansion Orlando Predators in 1991. Walls would play six seasons with the predators (1991-96), accumulating more than 7,000 all-purpose yards. He still holds 13 single game, single season, and career records with the predators. He was named predators MVP for the 1991 season and was named to the Arena Football League Hall of Fame in 2000.

PAUL McGOWAN – 1998 Inductee

When asked by Head Coach Perry Moss what Paul McGowan brought to the table, Moss thought only a second and said "Paul gives us thump!" Not a particularly big fullback/linebacker by AFL standards, McGowan used his strength, tenacity and desire to become one of the all-time best in the AFL history. In five seasons with the predators (1993-97), McGowan recorded 18 quarterback sacks from his linebacker position – a team record for the position that still stands today. He ranks in the predators "Career Top Ten" in rushing yards (4th – 554), rushing touchdowns (8th – 12), total tackles (9th – 112), forced fumbles (5th – 5) and fumble recoveries (5th – 6). He was named to the second unit of the All-Arena team three times.

PERRY MOSS – 1998 Inductee

Perhaps no person was more important to the early success of the Orlando Predators than Head Coach and General Manager Perry Moss. A true pioneer of the Arena Football League, Moss was with the AFL from the beginning and helped write the rules of the game. After head coaching stints with Chicago and Detroit, Moss became the first head coach in Orlando Predators history. He would go on to coach the predators for seven years, running up a 67-31-0 record (.683 winning percentage). Under Moss, the predators qualified for the playoffs six times and we to three ArenaBowl championships. Three times his teams won two or more games and only a last second loss to Tampa Bay in the final game of 1994 season kept Moss from posting the first and only perfect regular season in Arena Football League history. He was named to the AFL Hall of Fame in 2000.

AFL Mission Statement

"To serve our community with pride and passion as a quality example of individual and team excellence on the field, in the office, at the arena and within the community by consistently exceeding our customers' expectations by demonstrating the highest character, appreciation and respect for our game, customers, teammates and partners as a cost-effective and visionary organization providing a total entertainment experience."

Fan's Bill of Rights

In furtherance of our Mission Statement, we, the players, coaches, officials, staff and owners of the AFL are thankful to the Fans that we serve, appreciate their support and dedicate ourselves collectively to protecting their rights as the greatest sports and entertainment Fans in the world.

We believe that every Fan is entitled to a wholesome environment for guests and family members, free of violence, profane gestures and language or rude and invasive behavior that could in any way interfere with a first-class entertainment experience.

We believe that every Fan demands that we maintain absolute respect for the game of Arena Football and maintain the integrity of the finest of fair competition at all times.

We believe that every Fan deserves our very best effort

on a consistent basis, on every play on the field, every action in the stands, every call to our office, and every involvement in our community.

We believe that every Fan is entitled to a total entertainment experience at an affordable cost for all members of the family from the time they arrive at the arena to the time they depart.

We believe that every Fan should receive the very best in competitive football, entertainment, merchandise, food and beverage for their purchasing power.


We believe that every Fan is entitled to interact with and have access to players and coaches for autographs and conversation in recognition of their support at every game.

We believe that Fans are entitled to fast, accurate, and complete information about our players, coaches, league, games, and performance.

We believe that Fans expect the Arena Football League to be comprised of gentlemen and ladies who are examples and role models for youth, free of physical violence, drugs, alcohol, and gambling abuse.

We believe that Fans expect us to honor our country and to be involved in our communities to make contributions for a better, safer, and more positive place to live.

We believe that Fans should know that we are committed



COMMISSIONER STATEMENT

COMMISSIONER JERRY B. KURZ

Jerry B. Kurz returns for his 28th season of Arena Football and fifth season as the AFLs Commissioner. Out-tenured only by the creator of Arena Football, Jim Foster, Kurz has dedicated his life to furthering the sport with a strong business eth-

ic and core values meant to bring the highest quality product to the ever-growing fan base of Arena Football fans.

In his time as the president of the af2, the League saw extensive growth in small-to-midsized markets, building an extremely dedicated fan base across the country. That foundation helped to fuel the return of the Arena Football League in 2010 after a year on hiatus due to financial instability. Kurz and a group of enthusiastic investors arranged the acquisition of the AFLs assets in bankruptcy court in late 2009 and revived the League in early 2010, fulfilling the promise that Arena Football would be played in 2010.

Kurz has also served as the AFLs Vice President of International Development, where he was in charge of the Leagues international exposure. During his tenure, he was responsible for administering the H3 Visa program, allowing international players to play for AFL teams stateside. He also arranged and executed all internationally played games for the Arena Football League.

Arena Football isnt Kurzs only claim to fame. He is also a founding member of Gridiron Enterprises, Inc., a sports consulting firm based out of Chicago. Gridiron Enterprises, consisting of Kurz, Foster and attorney William Niro, is the original founder of the AFL. Kurz has been a player, coach, general manager and owner during his lifelong involvement with the game of football. He is also a member of four football Halls of Fame, including membership in the first class of the Arena Football Hall of Fame as well as membership in the arenafootball2 Hall of Fame.

Kurz attended the University of Oklahoma as an undergraduate and later earned his Juris Doctor Degree at Northern Illinois. Kurz is a licensed attorney in Illinois and operated a law firm with his wife, Kathryn Hall, for 20 years. Jerry and his wife, Kathryn, have one son named Matthew, who currently serves as the Director of Player Personnel for the AFL.

RULES OF THE GAME

EQUIPMENT

The official football is the same size and weight as the National Football League ball. Each ball is manufactured by Spalding Sporting Goods.

PLAYERS AND FORMATIONS

Eight players on the field: 20-man active roster; four-man inactive roster. Players can play both offense and defensive. Typically the kicker and quarterback are the exception. The League no longer utilizes specialists on the offense and defensive side of the ball. However players no longer have to play on both sides of the ball. Substitutions: Free substitution between plays and on dead balls. Four (4) offensive players must line up on the line of scrimmage. Three (3) defensive players must be down lineman (in a three-or-four point stance). One linebacker (the Mac linebacker) may blitz on either side of the center. Alignment is two-or-more yards off the line of scrimmage. No stunting or twisting. Offensive motion: One receiver may go in forward motion before the snap.

TIMING

Four 15-minute quarters with a 15-minute halftime. The clock stops for out-of-bounds plays or incomplete passes only in the last minute of each half and when the referee deems it necessary for penalties, injuries or timeouts. Each team is allowed three (3) time-outs per half. MOVEMENT OF THE BALL AND SCORING Four (4) downs are allowed to advance the ball 10 yards for a first down, or to score. Six (6) points for a touchdown. One (1) point for a conversion by a place kick after a touchdown, two (2) points for a conversion by drop kick and two (2) points for a successful run or pass after the touchdown. Three (3) points for a field goal by placement or four (4) points for a field goal by drop kick. Two (2) points for a safety.

KICKING

Kickoffs are from the goal line. Kickers may use a one-inch tee. Punting is illegal. On fourth down, a team may go for a first down, touchdown or field goal. The receiving team may field any kickoff or missed field goal that rebounds off the net. Any untouched kickoff, which is out of bounds, will be placed at the 20-yard line or the place where it went out of bounds, whichever is more advantageous to the receiving team.

PASSING

Receivers must have one foot inbounds for a catch. A forward pass that rebound off the end-zone net is a live ball and is in play until it touches the playing surface.

OVERTIME RULES

Overtime periods are 15 minutes for both the regular season and the playoffs. Each team gets on possession to score. If, after the team has had one possession, one team is ahead that wins. If the teams are tied after each had had a possession, the next team to score wins.

BALL IN THE STANDS

When a ball is thrown or bounces into the seats surrounding the playing field, the "lucky" fan that catches the ball keeps it.

DROPKICK

A drop-kicked FG is worth 4 points. A drop-kicked extra point is worth 2 points. Former Milwaukee Mustangs kicker Kenny Stucker is the last man to have connected on a two-point dropkick (1997).

FANS

More than 27 million fans have experienced an AFL game in the League's 25-Season History. Last year, in 2012, the AFL drew a 1,191,844 fans in the regular season.

IRONMAN

Signifies participants playing both offense and defense. "MAC" AND "JACK" LINEBACKERS "Mac" may rush the QB straight on without stunting, twisting or drop-back coverage. "Jack" must stay within an imaginary box behind the line of scrimmage. Either LB may cover the fullback or tight end.

1 RULES OF THE GAME

OFFENSIVE MOTION

Unlike stadium-played football, one offensive back may go into forward motion prior to the snap of the ball.

OVERTIME

Arena Football has a unique overtime rule. If a contest is tied after regulation, teams will play a 15-minute overtime. Each team will have one opportunity to score. If, after each team has had one chance to score, the game is tied, the first team to score is crowned the winner.

REBOUND NETS

Goal-side rebound nets extend outward from each upright. The nets are 30-feet wide, 32-feet high and extend to 40 feet above the playing surface. The bottom bars of the frames are positioned eight feet above the surface. The "scoring area" is nine-feet wide and 15-feet high. Nets are stretched taut so that a missed kick attempt will rebound off the net and back into the field of play. Once the ball caroms off the net, it's live.

SIDELINE BARRIERS

Similar to the sideboards that surround a hockey rink, the sideline barrier encircles the playing surface. The barrier is made of a high-density foam pad, measuring four inches thick.

STUNTING OR TWISTING

When a defensive lineman is rushing the passer, there's no "stunting" or "twisting". In other words, linemen are required to power past offensive linemen.

TIGHT END

One offensive lineman must declare himself a tight end prior to the snap by simply raising his arm and "declaring" himself a tight end. The Mac (rush-eligible) linebacker must line-up on the opposite side of the center from the tight end.

TWO-WAY PLAYERS

One of the most "throwback" features of the Arena Football League is the fact that the game features eight-on-eight football, where at times, some players will play both offense and defense.