

2014 Media Guide



Lansing
LUGNUTS[™]



Table of Contents

2014 Lugnuts Media Guide

Staff Directory.....	3
Co-Owners Tom Dickson and Sherrie Myers.....	4
General Manager Nick Grueser.....	4
Assistant General Manager Nick Brzezinski.....	4
Promotional Schedule.....	5

2014 Lugnuts

Manager John Tamargo, Jr.....	7
Hitting Coach Ken Huckaby.....	7
Pitching Coach Vince Horsman.....	7
Athletic Trainer Drew MacDonald.....	7
Justin Atkinson.....	8
Brett Barber.....	8
Adonys Cardona.....	8
Jimmy Cordero.....	9
Seth Conner.....	9
D.J. Davis.....	9
Shane Dawson.....	10
Matt Dean.....	10
Chase De Jong.....	10
Brady Dragmire.....	11
Roberto Espinosa.....	11
Jeremy Gabryszewski.....	11
Alonzo Gonzalez.....	12
Kendall Graveman.....	12
Phil Kish.....	12
Jairo Labourt.....	13
Jason Leblebjian.....	13
Derrick Loveless.....	13
Dawel Lugo.....	14
Griffin Murphy.....	14
Mitch Nay.....	14
Santiago Nessay.....	15
Roberto Osuna.....	15
Ian Parmley.....	15
Carlos Ramirez.....	16
Tom Robson.....	16
Jorge Saez.....	16
Scott Silverstein.....	17
Dickie Thon.....	17
Alberto Tirado.....	17

2013 Season Recap

Midwest League Awards / Playoffs.....	19
1st Half Results.....	20
2nd Half Results.....	21
Final Batting Statistics.....	22
Final Pitching Statistics.....	23
Lugnuts Team Statistics.....	24
MWL Stats and Standings.....	25
Midwest League Leaders.....	26

The Midwest League

Bowling Green Hot Rods.....	28
Dayton Dragons.....	29
Fort Wayne TinCaps.....	30

Great Lakes Loons.....	31
Lake County Captains.....	32
South Bend Silver Hawks.....	33
West Michigan Whitecaps.....	34
Beloit Snappers.....	35
Burlington Bees.....	35
Cedar Rapids Kernels.....	36
Clinton LumberKings.....	36
Kane County Cougars.....	37
Peoria Chiefs.....	37
Quad Cities River Bandits.....	38
Wisconsin Timber Rattlers.....	38

History

Lansing Lugnuts Hall of Fame.....	40
Managers, Coaches and Milestones.....	41
Historical Timeline.....	42
Lansing Year-by-Year / Ballparks of Lansing.....	43
All-Time Roster, Acosta-Eiland.....	44
All-Time Roster, Ellis-Lopes.....	45
All-Time Roster, Loup-Richie.....	46
All-Time Roster, Rick-Zoccolillo.....	47
Major League Lugnuts.....	48
Major League Lugnuts / MWL All-Star Lugnuts.....	49
Opening Day Lineups.....	50
Year-by-Year Statistics.....	51
Year-by-Year Leaders.....	52
Miscellaneous Team Records.....	53
Single-Game Records.....	54
Single-Season Records.....	55
Crosstown Showdown, pres. by Auto-Owners.....	56
2007 Crosstown Showdown Box Score.....	57
2008 Crosstown Showdown Box Score.....	58
2009 Crosstown Showdown Box Score.....	59
2010 Crosstown Showdown Box Score.....	60
2011 Crosstown Showdown Box Score.....	61
2012 Crosstown Showdown Box Score.....	62
2013 Crosstown Showdown Box Score.....	63

The Blue Jays

Blue Jays Front Office.....	65
Toronto Blue Jays.....	66
Buffalo Bisons.....	66
New Hampshire Fisher Cats.....	66
Dunedin Blue Jays.....	66
Vancouver Canadians.....	67
Bluefield Blue Jays.....	67
Gulf Coast Blue Jays.....	67
DSL Blue Jays.....	67
2013 Blue Jays Draft Picks.....	68

Media Information

Midwest League Rules.....	70
Directories.....	71
Batting Practice Schedule / Ground Rules.....	72
Cooley Law School Stadium.....	73
Media Policies.....	74
Local Media.....	74

Lugnuts Staff Directory

Lansing Lugnuts
Cooley Law School Stadium
505 E. Michigan Avenue
Lansing, MI 48912

Phone: (517) 485-4500
Fax: (517) 485-4518
www.lansinglugnuts.com
info@lansinglugnuts.com

Executive

Principal Owner / President Tom Dickson
Co-Owner / Vice President Sherrie Myers
General Manager Nick Gruesser
Assistant General Manager Nick Brzezinski

Finance / Human Resources

Director of Business Operations Heather Viele
Community Relations Manager Angela Sees
Business Coordinator Brianna Pfeil

Food Service

Senior Director of Food and Beverage Brett Telder
Assistant Director of Food & Beverage Andrew Creswell

Marketing and Media Relations

Director of Marketing Jeremy Smoker
Digital Media & Marketing Manager Ben Owen
Production Assistant Ken Foldenauer
Radio Broadcaster Jesse Goldberg-Strassler
Broadcast Assistant Trey Wilson

Retail and Ticket Operations

Retail Manager Matt Hicks
Box Office & Team Relations Manager Josh Calver
Box Office Assistant Brenna Jardine
Season Ticket Specialist Greg Kruger

Sales

Corporate Sales Manager Kohl Tyrrell
Group Sales Representative Adam Paschen
Corporate Account Executive Bill Adler
Senior Group Sales Representative Faith Brooks
Sales Assistant Clifford Sims
Catering Coordinator Annie Washburn

Sponsorship

Corporate Partnerships Manager Michaela Vryhof
Corporate Partnerships Associate Ashley Loudan

Stadium Operations

Head Groundskeeper Mike Kacsor
Stadium Operations Manager Dennis Busse
Assistant Stadium Operations Manager Vince Giancana

Tom Dickson and Sherrie Myers, Co-Owners

In 1996, Tom Dickson and Sherrie Myers launched their first minor league baseball team, the Lansing Lugnuts, spearheading the development and construction of the team's home stadium. During that inaugural season, the Lugnuts set the attendance record for any Class-A team in its first year, drawing over 535,000 fans. The total ranks second in Midwest League history, trailing only the 1996 attendance of the West Michigan Whitecaps.

In large part due to the success of the Lugnuts, Dickson and Myers were named "Entrepreneurs of the Year in the State of Michigan" in 1997.

In 2001, the couple purchased Charleston of the South Atlantic League and worked with government officials to put together financing for a new ballpark. In October 2002, funding for the new \$23 million facility was approved.

In 2004, Dickson and Myers purchased the Orlando Rays franchise, moving it to Montgomery, Alabama. The renamed Montgomery Biscuits have served as one of the crown jewels of Class-AA and were named MiLB.com's Double-A Team of the Year in 2006 and 2007.

In addition to Lansing, Charleston and Montgomery, the couple has been responsible for the development of over \$150 million worth of new minor league ballparks in markets such as Dayton, Ohio; Joliet, Illinois; Gary, Indiana; and Eastlake, Ohio. Tom Dickson and Sherrie Myers have received a multitude of awards for their entrepreneurial efforts and have been covered in a long list of national media outlets including CNN, *The Wall Street Journal*, *ESPN*, *USA Today*, *Southern Living Magazine*, *Smart Money Magazine*, and *Baseball America*.

In addition to the Dickson and Myers' sports franchises, they own two other companies: Professional Sports Marketing, a sports consulting company, and Professional Sports Catering, a food services company that serves the Lugnuts, Biscuits, South Bend Silver Hawks, Quad Cities River Bandits, Tulsa Drillers, Rancho Cucamonga Quakes, Peoria Chiefs, Asheville Tourists, Kane County Cougars, Erie SeaWolves, Oklahoma City RedHawks, State College Spikes, Dayton Dragons, Frisco RoughRiders, Bowling Green Hot Rods and Peoria Sports Complex.



Nick Gruesser General Manager

Nick Gruesser spent six seasons as Assistant GM before becoming General Manager in July 2012. Starting his career with the Lugnuts in 2001 as Group Sales Representative, he has since become the longest tenured employee in the Lugs' 19-year history. Nick oversees the day to day operations of the business, focusing on Sales, Sponsorships and Marketing. He graduated from Wilmington College in 2001 with a degree in Sports Management and was a four-year letterman and team captain for the Quakers football team.



Nick Brzezinski Assistant General Manager

Nick Brzezinski is in his eleventh season with the Lugnuts, his second full season as Assistant General Manager. Nick manages the Corporate Sales, Group Sales and Individual Season Ticket Sales departments for the Lugnuts in addition to overseeing both the Box Office and Retail departments. A Bay City, MI, native, and avid Detroit Tigers and Michigan State Spartans fan, Nick graduated from Central Michigan University in 2003.

Promotional Schedule

- April**
- 3 - Crosstown Showdown vs. Michigan State University, presented by Auto-Owners Insurance, baseball giveaway for first 2,000 fans; Labatt Thirsty Thursday, with \$2 drinks
 - 8 - Opening Night; Dollar Deal Day, with \$1 hot dogs, ice cream sandwiches, and fountain drinks
 - 9 - Hump Day, with Humphrey the Camel and half-off drinks from 7-8 p.m.
 - 10 - Labatt Thirsty Thursday, with \$2 drinks
 - 11 - Freebie Friday: College Students Eat Free
 - 13 - Kids Day, presented by Delta Dental, featuring postgame Kids Run the Bases
 - 22 - Dollar Deal Day, with \$1 hot dogs, \$1 ice cream sandwiches, and \$1 fountain drinks
 - 23 - Hump Day, with Humphrey the Camel and half-off drinks from 7-8 p.m.
 - 24 - Labatt Thirsty Thursday, with \$2 drinks
 - 25 - Freebie Friday: Free Cash Friday
 - 27 - Kids Day, presented by Delta Dental, featuring postgame Kids Run the Bases
- May**
- 2 - Flat Screen Friday, presented by Auto-Owners Insurance; LAFUCU Fireworks
 - 3 - Eat-A-Palooza #1, presented by Gordon Food Service (ticket & all-you-can-eat food for \$19)
 - 4 - Star Wars Day; Kids Day, presented by Delta Dental, featuring postgame Kids Run the Bases
 - 6 - Grand Slam School Day #1
 - 7 - Hump Day, with Humphrey the Camel and half-off drinks from 7-8 p.m.
 - 15 - Labatt Thirsty Thursday, with \$2 drinks
 - 16 - Freebie Friday: Kids Eat Free; Grand Slam School Night w/ Myron Noodleman; LAFUCU Fireworks
 - 17 - LAFUCU Fireworks
 - 18 - Kids Day, presented by Delta Dental, featuring postgame Kids Run the Bases
 - 20 - Dollar Deal Day, with \$1 hot dogs, \$1 ice cream sandwiches, and \$1 fountain drinks
 - 21 - Grand Slam School Day #2
 - 28 - Hump Day, with Humphrey the Camel and half-off drinks from 7-8 p.m.
 - 29 - Labatt Thirsty Thursday, with \$2 drinks
 - 30 - Freebie Friday: Kids Eat Free; LAFUCU Fireworks; Girl Scout Night
- June**
- 4 - Hump Day, with Humphrey the Camel and half-off drinks from 7-8 p.m.
 - 5 - Labatt Thirsty Thursday, with \$2 drinks
 - 6 - Flat Screen Friday, presented by Auto-Owners Insurance; LAFUCU Fireworks
 - 7 - LAFUCU Fireworks
 - 8 - Kids Day, presented by Delta Dental, featuring postgame Kids Run the Bases
 - 19 - Labatt Thirsty Thursday, with \$2 drinks
 - 20 - Flat Screen Friday, presented by Auto-Owners Insurance; LAFUCU Fireworks
 - 21 - Christian Family Night #1, presented by 88.1 Smile FM; LAFUCU Fireworks
 - 22 - Bark in the Park; Kids Day, presented by Delta Dental, featuring postgame Kids Run the Bases
 - 24 - Dollar Deal Day, with \$1 hot dogs, \$1 ice cream sandwiches, and \$1 fountain drinks
 - 25 - Hump Day, with Humphrey the Camel and half-off drinks from 7-8 p.m.
 - 26 - Labatt Thirsty Thursday, with \$2 drinks
- July**
- 4 - Flat Screen Friday, presented by Auto-Owners Insurance; Independence Day LAFUCU Fireworks
 - 5 - Jimmy Buffett Tribute Night; LAFUCU Fireworks
 - 6 - Kids Day, presented by Delta Dental, featuring postgame Kids Run the Bases
 - 16 - Hump Day, with Humphrey the Camel and half-off drinks from 7-8 p.m.
 - 17 - Labatt Thirsty Thursday, with \$2 drinks
 - 18 - Freebie Friday: Military Eat Free; Salute to Service Night; LAFUCU Fireworks
 - 19 - LAFUCU Fireworks
 - 20 - Christian Family Concert, presented by 88.1 Smile FM; Kids Day, presented by Delta Dental
 - 21 - Skip Work Day
 - 29 - Dollar Deal Day, with \$1 hot dogs, ice cream sandwiches, and fountain drinks
 - 30 - Summer Fun Day
 - 31 - Labatt Thirsty Thursday, with \$2 drinks
- Aug.**
- 7 - Labatt Thirsty Thursday, with \$2 drinks and postgame concert
 - 8 - Flat Screen Friday, presented by Auto-Owners Insurance; Independence Day LAFUCU Fireworks Knights of Columbus Vocations Night
 - 9 - LAFUCU Fireworks
 - 10 - Superhero Day; Kids Day, presented by Delta Dental, featuring postgame Kids Run the Bases
 - 12 - Dollar Deal Day, with \$1 hot dogs, ice cream sandwiches, and fountain drinks
 - 13 - Hump Day, with Humphrey the Camel and half-off drinks from 7-8 p.m.
 - 14 - Labatt Thirsty Thursday, with \$2 drinks
 - 21 - Labatt Thirsty Thursday, with \$2 drinks and postgame concert
 - 22 - Freebie Friday: Seniors Eat Free; Christian Family Night #2, presented by 88.1 Smile FM; LAFUCU Fireworks
 - 23 - Lugnut Charities Night, presented by Dan Henry Distributing; LAFUCU Fireworks; Capital Area United Way Lugnuts Jersey Auction
 - 24 - Kids Day, presented by Delta Dental, featuring postgame Kids Run the Bases
 - 26 - Eat-A-Palooza #2, presented by Gordon Food Service (ticket & all-you-can-eat food for \$19)
 - 30 - LAFUCU Fireworks
 - 31 - LAFUCU Fireworks; Kids Day, presented by Delta Dental, featuring postgame Kids Run the Bases
- Sept.**
- 1 - Fan Appreciation Day, with 50¢ hot dogs



2014 Lugnuts

Coaching Staff



John Tamargo, Jr., Manager

Opening Day Age: 38 • R/R • 5'10, 190 • 3rd year

Born: May 3, 1975, in Tampa, Florida

Resides: Tampa, Florida

School: University of Florida

Drafted: 21st round, 1996, by the New York Mets

Tenure: 3rd season managing, 20th in pro baseball

John Felix Tamargo, Jr. ... Freshman All-American at UF in 1994... helped Gators to 1996 CWS (named Honorable Mention All-American)... played for Team USA at 1994 World Championships in Nicaragua... began coaching in Houston system, working with Salem in 2004, Corpus Christi from 2005-2008... served as hitting coach for Traverse City in 2009... Lugs' hitting coach in 2010 and 2011... in first year as manager, in 2012, led Lansing to franchise records for wins to start season (7), wins in a half (47-22, 1st half), and wins overall (82-55)... **2012 MWL Manager of the Year.**

PLAYER	LEVEL	AVG	G	AB	R	H	2B	3B	HR	RBI	HB	BB	K	SB	CS	DP	SLG	OBP
8 years	MiLB	.237	704	2248	247	533	96	12	12	222	18	279	355	54	34	54	.306	.325

MGR	YEAR	TEAM	G	W-L	PCT	1st Half	PCT	2nd Half	PCT	Playoffs
2 years	2012-13	Lansing	276	143-133	.599	79-59	.572	64-74	.464	0-2, 2013

Ken Huckaby, Hitting Coach

Opening Day Age: 43 • R/R • 6'1, 205 • 1st year

Born: January 27, 1971

School: San Joaquin Delta College

Tenure: 2nd season coaching, 24th in professional baseball

Originally drafted by the Los Angeles Dodgers, played from 2001-06 for the Diamondbacks, Rangers, Orioles, Red Sox and Blue Jays... played 18 seasons in the minors, 1991-08... served as the hitting coach for the 2013 Bluefield Blue Jays... resides in Chandler, AZ.



CAREER	LEVEL	AVG	G	AB	R	H	2B	3B	HR	RBI	HB	BB	K	SB	CS	DP	SLG	OBP
6 years	MLB	.222	161	427	42	95	14	1	3	31	0	19	78	0	0	16	.281	.256

Vince Horsman, Pitching Coach


Opening Day Age: 47 • R/L • 6'2, 180 • 4th year

Born: March 9, 1967

School: Prince Andrew High School

Tenure: 8th season coaching, 29th in professional baseball

Native of Halifax, Nova Scotia... joined Toronto as nondrafted free agent, 9/26/84... pitched for Blue Jays (1991), A's (1992-94) and Twins (1995)... served as Orioles BP pitcher, 1998-04... inducted into Nova Scotia Sports HoF in November 2012... lives in Dunedin, FL.



CAREER	LEVEL	W-L	ERA	G	GS	CG	SV	IP	H	R	ER	HR	BB	K	WP	WHIP
5 years	MLB	4-2	4.07	141	0	0	1	110.2	107	53	50	9	54	61	3	1.46

Drew MacDonald, Athletic Trainer

MacDonald, 27, returns for his second season as Lugsnuts athletic trainer. A native of Teeswater, ON, MacDonald received his Bachelor's degree in Applied Science from Sheridan College. He interned with Toronto in 2009 before joining the Baseball Canada Junior National Team in 2010. MacDonald joined the Jays officially in 2011, serving with Bluefield, before moving up to Vancouver in 2012.





Justin Atkinson, INF

Opening Day Age: 20 • R/R • 6'1, 211 • 3rd year

Born: July 24, 1993, in Richmond, British Columbia

Resides: Surrey, British Columbia

School: North Surrey High School

Drafted: 26th round, 2011

YR	CLUB	AVG	G	AB	R	H	2B	3B	HR	RBI	S-SF	HB	BB	K	SB	CS	SLG	OBP
'11	GCL Blue Jays	.279	12	43	6	12	3	1	0	6	1-2	0	2	3	0	0	.395	.298
'12	GCL Blue Jays	.259	52	185	14	48	1	0	1	23	1-0	4	13	29	1	2	.281	.322
	Bluefield	.300	3	10	2	3	1	0	0	1	0-0	1	0	1	0	1	.400	.364
'13	Vancouver	.230	64	239	27	55	9	1	1	24	1-1	2	31	74	2	1	.289	.322
TOTALS		.247	131	477	49	118	14	2	2	54	3-3	7	46	107	3	4	.298	.321

Brett Barber, RHP

Opening Day Age: 23 • R/R • 6'1, 180 • 2nd year

Born: November 1, 1990, in Hurricane, West Virginia

Resides: Hurricane, West Virginia

School: The Ohio State University

Drafted: 37th round, 2013

YR	CLUB	W-L	ERA	G	GS	CG	SV	IP	H	R	ER	HR	HB	BB	K	WP	BK	AVG
'13	Bluefield	2-2	3.80	19	0	0	7	21.1	17	16	9	2	2	5	23	1	1	.205
TOTALS		2-2	3.80	19	0	0	7	21.1	17	16	9	2	2	5	23	1	1	.205



Adonys Cardona, RHP

Opening Day Age: 20 • R/R • 6'1, 170 • 4th year

Born: January 16, 1994

Birthplace: La Guaira, Venezuela

Resides: La Guaira, Venezuela

Signed: Signed by the Blue Jays on July 5, 2010

YR	CLUB	W-L	ERA	G	GS	CG	SV	IP	H	R	ER	HR	HB	BB	K	WP	BK	AVG
'11	GCL Blue Jays	1-3	4.55	10	7	0	0	31.2	31	17	16	2	2	12	35	2	0	.256
'12	GCL Blue Jays	0-1	6.32	8	2	0	0	15.2	15	11	11	1	1	10	20	3	1	.246
'13	Bluefield	0-2	6.75	8	5	0	1	25.1	35	20	19	1	0	13	27	2	0	.327
TOTALS		1-6	5.70	26	14	0	1	72.2	81	48	46	4	3	35	82	7	1	.280



Seth Conner, C

Opening Day Age: 22 • R/R • 6'2, 205 • 3rd year

Born: January 29, 1992, in Springfield, Missouri

Resides: Rogersville, Missouri

School: Logan-Rogersville High School

Drafted: 41st round, 2010

YR	CLUB	AVG	G	AB	R	H	2B	3B	HR	RBI	S-SF	HB	BB	K	SB	CS	SLG	OBP
'11	GCL Blue Jays	.276	50	174	29	48	9	2	4	23	2-1	5	30	37	4	2	.420	.395
'12	GCL Blue Jays	.250	5	16	2	4	1	0	0	2	0-1	1	2	3	0	0	.313	.350
	Bluefield	.296	49	142	23	42	8	2	2	28	1-3	9	24	33	0	0	.423	.421
'13	Lansing	.159	34	107	11	17	2	0	0	8	1-1	1	10	26	0	0	.178	.235
	Vancouver	.208	14	48	3	10	2	0	0	5	0-0	1	4	16	0	0	.250	.283
TOTALS		.248	152	487	68	121	22	4	6	66	4-6	17	70	115	4	2	.347	.359



Jimmy Cordero, RHP

Opening Day Age: 22 • R/R • 6'3, 215 • 3rd year

Born: October 19, 1991

Birthplace: San Cristobal, Dominican Republic

Resides: San Cristobal, Dominican Republic

Signed: Signed by the Blue Jays on January 6, 2012

YR	CLUB	W-L	ERA	G	GS	CG	SV	IP	H	R	ER	HR	HB	BB	K	WP	BK	AVG
'12	DSL Blue Jays	1-3	5.60	7	3	0	0	17.2	13	14	11	3	1	11	18	3	0	.203
'13	GCL Blue Jays	4-2	5.68	15	2	0	0	25.1	30	20	16	0	4	17	30	10	1	.280
	Bluefield	0-0	0.00	1	0	0	0	1.0	0	0	0	0	1	1	1	0	1	.000
TOTALS		5-5	5.52	23	5	0	0	44.0	43	34	27	3	6	29	49	13	2	.249



Dylan Jaleel "D.J." Davis, OF

Opening Day Age: 19 • L/R • 6'1, 180 • 3rd year

Born: July 25, 1994, in Gulfport, Mississippi

Resides: Wiggins, Mississippi

School: Stone County High School

Drafted: 1st round, 2012 (17th overall)

YR	CLUB	AVG	G	AB	R	H	2B	3B	HR	RBI	S-SF	HB	BB	K	SB	CS	SLG	OBP
'12	GCL Blue Jays	.233	43	163	30	38	7	2	4	12	1-0	8	18	54	18	7	.374	.339
	Bluefield	.340	12	47	9	16	3	1	1	6	0-0	2	4	10	6	2	.511	.415
	Vancouver	.167	5	18	3	3	0	0	0	0	0-0	0	5	6	1	1	.167	.348
'13	Bluefield	.240	58	225	35	54	8	7	6	25	1-3	3	26	76	13	8	.418	.323
TOTALS		.245	16	453	77	111	18	10	11	43	2-3	13	53	146	38	18	.402	.339

Shane Dawson, LHP

Opening Day Age: 20 • R/L • 6'1, 180 • 3rd year

Born: September 9, 1993, in Drayton Valley, Alberta

Resides: Drayton Valley, Alberta

School: Lethbridge Community College

Drafted: 17th round, 2012

YR	CLUB	W-L	ERA	G	GS	CG	SV	IP	H	R	ER	HR	HB	BB	K	WP	BK	AVG
'12	GCL Blue Jays	2-1	2.35	10	3	0	0	30.2	33	13	8	2	1	10	35	3	1	.282
'13	Bluefield	1-3	3.29	7	3	0	2	27.1	17	10	10	1	1	6	35	3	0	.179
	Vancouver	1-1	2.89	4	4	0	0	18.2	17	6	6	0	2	4	26	1	0	.246
TOTALS		4-5	2.82	21	10	0	2	76.2	67	29	24	3	4	20	96	7	1	.238



Matt Dean, 3B

Opening Day Age: 21 • R/R • 6'3, 190 • 3rd year

Born: December 22, 1992, in Edmond, Oklahoma

Resides: Dallas, Texas

School: The Colony High School

Drafted: 13th round, 2011

YR	CLUB	AVG	G	AB	R	H	2B	3B	HR	RBI	S-SF	HB	BB	K	SB	CS	SLG	OBP
'12	Bluefield	.222	49	167	22	37	8	4	2	24	1-0	2	12	60	3	2	.353	.282
'13	Bluefield	.338	63	210	37	71	14	3	6	35	2-2	5	14	57	8	5	.519	.390
TOTALS		.286	112	377	59	108	22	7	8	59	3-2	7	26	117	11	7	.446	.342



Chase De Jong, RHP

Opening Day Age: 20 • R/L • 6'4, 200 • 3rd year

Born: December 29, 1993, in Long Beach, California

Resides: Long Beach, California

School: Woodrow Wilson High School

Drafted: 2nd round, 2012

YR	CLUB	W-L	ERA	G	GS	CG	SV	IP	H	R	ER	HR	HB	BB	K	WP	BK	AVG
'12	GCL Blue Jays	1-0	1.50	6	0	0	0	12.0	7	2	2	0	0	1	15	0	0	.171
'13	Bluefield	2-3	3.05	13	10	1	0	56.0	58	21	19	2	1	10	66	0	0	.261
TOTALS		3-3	2.78	19	10	1	0	68.0	65	23	21	2	1	11	81	0	0	.247

Front Office

2014 Lugnuts

2013 Season

Midwest League

History

Blue Jays

Media Info



Brady Dragmire, RHP

Opening Day Age: 21 • R/R • 6'1, 180 • 4th year

Born: February 5, 1993, in Sacramento, California

Resides: Elk Grove, California

School: Bradshaw Christian High School

Drafted: 17th round, 2011

YR	CLUB	W-L	ERA	G	GS	CG	SV	IP	H	R	ER	HR	HB	BB	K	WP	BK	AVG
'11	GCL Blue Jays	0-0	27.00	1	0	0	0	1.0	2	3	3	1	0	1	1	0	0	.400
'12	GCL Blue Jays	0-3	1.14	15	0	0	1	23.2	17	10	3	0	3	5	14	2	0	.215
'13	Bluefield	3-2	2.16	14	8	0	2	50.0	39	17	12	5	4	8	40	3	0	.209
TOTALS		3-5	2.17	30	8	0	3	74.2	58	30	18	6	7	14	55	5	0	.214



Roberto Espinosa, RHP

Opening Day Age: 21 • R/R • 6'2, 180 • 6th year

Born: May 7, 1992, in Oxtutzcab, Yucatan, Mexico

Resides: Oxtutzcab, Yucatan, Mexico

Signed: Signed by the Pirates on September 28, 2008

Acquired: Rule 5 Draft, December 12, 2013

YR	CLUB	W-L	ERA	G	GS	CG	SV	IP	H	R	ER	HR	HB	BB	K	WP	BK	AVG
'09	VSL Pirates	4-1	2.74	14	14	0	0	62.1	41	21	19	3	10	22	48	8	1	.188
'10	VSL Pirates	1-1	3.46	14	10	0	0	54.2	61	28	21	1	5	17	25	8	2	.288
'11	VSL Pirates	4-3	4.37	15	13	0	0	68.0	67	38	33	3	10	22	61	12	2	.250
'12	GCL Pirates	5-0	3.65	16	0	0	1	24.2	20	10	10	1	0	13	19	2	3	.227
'13	GCL Pirates	0-0	0.00	2	0	0	2	1.1	1	0	0	0	0	0	3	0	0	.200
	Brandenton	0-0	0.00	1	0	0	0	1.1	0	0	0	0	0	0	2	0	0	.000
	Jamestown	3-2	2.55	18	0	0	5	24.2	15	9	7	0	5	15	26	5	0	.181
TOTALS		17-7	3.42	80	37	0	9	237.0	205	106	90	8	30	89	184	35	8	.233



Jeremy Gabryszewski, RHP

Opening Day Age: 21 • R/R • 6'4, 195 • 4th year

Born: March 16, 1993, in Houston, Texas

Resides: Crosby, Texas

School: Crosby High School

Drafted: 2nd round, 2011

YR	CLUB	W-L	ERA	G	GS	CG	SV	IP	H	R	ER	HR	HB	BB	K	WP	BK	AVG
'11	GCL Blue Jays	0-0	0.00	3	1	0	0	4.1	3	0	0	0	1	1	5	0	0	.187
	Bluefield	0-0	0.00	1	0	0	0	1.0	0	0	0	0	0	0	1	0	0	.250
'12	Bluefield	3-0	2.35	11	9	0	0	46.0	44	13	12	5	1	4	22	1	0	.253
'13	Vancouver	5-2	2.82	14	14	0	0	76.2	71	35	24	0	2	10	40	4	0	.241
TOTALS		8-2	2.53	29	24	0	0	128.0	119	48	36	5	4	15	68	5	0	.244



Alonzo Gonzalez, LHP

Opening Day Age: 22 • L/L • 6'5, 212 • 3rd year

Born: January 15, 1992, in Santa Monica, California

Resides: Santa Monica, California

School: Glendale Community College

Drafted: 18th round, 2012

YR	CLUB	W-L	ERA	G	GS	CG	SV	IP	H	R	ER	HR	HB	BB	K	WP	BK	AVG
'12	GCL Blue Jays	3-3	5.15	10	7	0	0	36.2	37	26	21	3	1	12	22	1	1	.272
	Bluefield	2-0	0.00	2	2	0	0	12.0	3	0	0	0	0	3	9	0	0	.077
'13	Lansing	2-9	5.56	18	16	0	0	79.1	109	70	49	9	6	42	48	11	1	.333
	Vancouver	0-2	2.68	11	4	0	0	37.0	30	12	11	1	2	12	30	4	0	.231
TOTALS		7-14	4.42	41	29	0	0	165.0	179	108	81	13	9	69	109	16	2	.283



Kendall Graveman, RHP

Opening Day Age: 23 • R/R • 6'2, 195 • 2nd year

Born: December 21, 1990, in Alexander City, Alabama

Resides: Alexander City, Alabama

School: Mississippi State University

Drafted: 8th round, 2013

YR	CLUB	W-L	ERA	G	GS	CG	SV	IP	H	R	ER	HR	HB	BB	K	WP	BK	AVG
'13	Lansing	1-3	4.31	10	10	0	0	39.2	41	23	19	3	1	13	25	0	1	.266
TOTALS		1-3	4.31	10	10	0	0	39.2	41	23	19	3	1	13	25	0	1	.266



Phil Kish, RHP

Opening Day Age: 24 • R/R • 6'0, 175 • 2nd year

Born: August 30, 1989, in New Smyrna Beach, Florida

Resides: New Smyrna Beach, Florida

School: Lee University

Acquired: Signed by the Blue Jays on June 15, 2013

YR	CLUB	W-L	ERA	G	GS	CG	SV	IP	H	R	ER	HR	HB	BB	K	WP	BK	AVG
'13	GCL Blue Jays	2-1	0.64	9	0	0	2	14.0	9	1	1	0	2	3	19	0	0	.184
	Bluefield	0-2	1.96	11	0	0	2	18.1	14	6	4	1	1	6	16	2	0	.219
TOTALS		2-3	1.39	20	0	0	4	32.1	23	7	5	1	3	9	35	2	0	.204



Jairo Labourt, LHP

Opening Day Age: 20 • L/L • 6'4, 204 • 4th year

Born: March 7, 1994

Birthplace: Azua, Dominican Republic

Resides: Azua, Dominican Republic

Signed: International free agent, March 7, 2011

YR	CLUB	W-L	ERA	G	GS	CG	SV	IP	H	R	ER	HR	HB	BB	K	WP	BK	AVG
'11	DSL Blue Jays	0-4	2.23	12	12	0	0	36.1	29	18	9	0	5	14	29	0	0	.220
'12	GCL Blue Jays	0-3	3.79	12	12	0	0	38.0	38	20	16	2	0	23	39	9	0	.253
'13	Bluefield	2-2	1.92	12	8	0	0	51.2	39	16	11	3	3	14	45	3	1	.204
TOTALS		4-5	2.66	53	0	0	14	71.0	48	25	21	1	5	31	92	8	2	.185



Jason Leblebajian, INF

Opening Day Age: 22 • R/R • 6'1, 205 • 3rd year

Born: May 13, 1991, in Arlington Heights, Illinois

Resides: Arlington Heights, Illinois

School: Bradley University

Drafted: 25th round, 2012

YR	CLUB	AVG	G	AB	R	H	2B	3B	HR	RBI	S-SF	HB	BB	K	SB	CS	SLG	OBP
'12	Bluefield	.194	9	31	3	6	3	0	0	3	0-1	2	5	8	1	0	.290	.333
	Vancouver	.291	37	148	24	43	9	1	2	20	0-2	0	10	44	6	1	.405	.331
	Lansing	.222	12	45	7	10	1	0	0	1	0-0	2	7	13	1	1	.244	.352
'13	Dunedin	.278	7	18	2	5	1	0	1	4	0-0	0	2	4	0	0	.500	.350
	Vancouver	.333	5	21	3	7	1	1	1	5	0-0	0	2	5	1	0	.619	.391
	Lansing	.231	50	160	23	37	6	1	0	12	0-2	5	17	33	3	2	.281	.321
TOTALS		.255	120	423	62	108	21	3	4	45	0-5	9	43	107	12	4	.348	.333



Derrick Loveless, OF

Opening Day Age: 21 • L/R • 6'1, 200 • 4th year

Born: March 7, 1993, in Iowa City, Iowa

Resides: Solon, Iowa

School: Solon High School

Acquired: 27th round, 2011

YR	CLUB	AVG	G	AB	R	H	2B	3B	HR	RBI	S-SF	HB	BB	K	SB	CS	SLG	OBP
'11	GCL Blue Jays	.059	5	17	2	1	0	0	0	1	1-0	0	3	7	0	0	.059	.200
'12	GCL Blue Jays	.165	37	115	15	19	5	4	1	11	0-0	2	16	38	2	0	.304	.278
'13	Bluefield	.226	59	177	22	40	6	6	2	12	3-2	0	28	47	3	1	.362	.329
TOTALS		.194	101	309	39	60	11	10	3	24	4-2	2	47	92	5	1	.324	.303



Dawel Lugo, SS

Opening Day Age: 19 • R/R • 6'0, 188 • 3rd year

Born: December 31, 1994

Birthplace: Bani, Dominican Republic

Resides: Catalina, Dominican Republic

Acquired: Signed by the Blue Jays on July 3, 2011

YR	CLUB	AVG	G	AB	R	H	2B	3B	HR	RBI	S-SF	HB	BB	K	SB	CS	SLG	OBP
'12	GCL Blue Jays	.224	47	170	20	38	2	5	2	20	1-0	5	7	25	5	1	.329	.275
'13	Bluefield	.297	51	192	28	57	11	2	6	36	0-3	2	5	28	1	0	.469	.317
	Vancouver	.246	16	69	6	17	4	0	1	8	0-0	0	1	13	0	0	.348	.257
TOTALS		.260	114	431	54	112	17	7	9	64	1-3	7	13	66	6	1	.394	.291



Griffin Murphy, LHP

Opening Day Age: 22 • R/L • 6'3, 200 • 3rd year

Born: January 16, 1991, in San Bernardino, California

Resides: San Bernardino, California

School: Redlands East Valley High School

Drafted: 2nd round, 2010

YR	CLUB	W-L	ERA	G	GS	CG	SV	IP	H	R	ER	HR	HB	BB	K	WP	BK	AVG
'11	Vancouver	2-2	4.39	11	11	0	0	41.0	48	27	20	6	3	16	39	5	0	.294
'12	Bluefield	1-2	1.70	15	2	0	1	37.0	24	13	7	1	3	13	42	2	1	.180
	Vancouver	0-0	3.86	2	0	0	0	2.1	2	1	1	0	0	0	2	0	0	.222
'13	Lansing	1-3	4.18	36	0	0	1	71.0	80	43	33	6	2	31	60	13	1	.287
TOTALS		4-7	3.63	64	13	0	2	151.1	154	84	61	13	8	60	143	20	2	.264



Mitch Nay, 3B

Opening Day Age: 20 • R/R • 6'3, 200 • 2nd year

Born: September 20, 1993, in Chandler, Arizona

Resides: Chandler, Arizona

School: Hamilton High School

Drafted: 1st round-supplemental, 2012 (58th overall)

YR	CLUB	AVG	G	AB	R	H	2B	3B	HR	RBI	S-SF	HB	BB	K	SB	CS	SLG	OBP
'12	DNP - injured																	
'13	Bluefield	.300	64	230	41	69	11	0	6	42	0-3	0	25	35	0	1	.426	.364
TOTALS		.300	64	230	41	69	11	0	6	42	0-3	0	25	35	0	1	.426	.364



Santiago Nassy, c

Opening Day Age: 21 • R/R • 6'2, 225 • 5th year

Born: December 8, 1992

Birthplace: Caracas, Venezuela

Resides: Maracay, Venezuela

Acquired: Signed by the Blue Jays on July 2, 2009

YR	CLUB	AVG	G	AB	R	H	2B	3B	HR	RBI	S-SF	HB	BB	K	SB	CS	SLG	OBP
'10	DSL Blue Jays	.248	44	141	15	35	12	0	2	17	0-3	4	14	44	4	0	.376	.327
'11	GCL Blue Jays	.306	35	134	12	41	7	0	3	19	0-1	1	8	29	0	2	.425	.347
'12	Bluefield	.256	45	160	26	41	8	0	8	23	0-2	3	13	47	0	0	.456	.320
	Vancouver	.091	6	22	4	2	1	0	1	3	0-0	0	3	7	0	0	.273	.200
'13	Lansing	.241	61	224	23	54	15	0	5	23	0-1	4	13	59	0	0	.375	.293
TOTALS		.254	191	681	80	173	43	0	19	85	0-7	12	51	186	4	2	.401	.314



Roberto Osuna, RHP

Opening Day Age: 19 • R/R • 6'2, 230 • 2nd year


Born: February 7, 1995

Birthplace: Los Mochis, Mexico

Resides: Los Mochis, Mexico

Acquired: Signed by the Blue Jays on August 3, 2011

YR	CLUB	W-L	ERA	G	GS	CG	SV	IP	H	R	ER	HR	HB	BB	K	WP	BK	AVG
'12	Bluefield	1-0	1.50	7	4	0	0	24.0	18	5	4	1	2	6	24	1	1	.209
	Vancouver	1-0	3.20	5	5	0	0	19.2	14	9	7	1	1	9	25	2	0	.192
'13	Lansing	3-5	5.53	10	10	0	0	42.1	39	28	26	6	2	11	51	8	0	.242
TOTALS		5-5	3.87	22	19	0	0	86.0	71	42	37	8	5	26	100	11	1	.222



Ian Parmley, OF

Opening Day Age: 24 • L/L • 5'11, 175 • 3rd year

Born: December 19, 1989, in Kirkland, Washington

Resides: Maltby, Washington

School: Liberty University

Drafted: 7th round, 2012

YR	CLUB	AVG	G	AB	R	H	2B	3B	HR	RBI	S-SF	HB	BB	K	SB	CS	SLG	OBP
'12	Vancouver	.201	58	209	42	42	9	1	0	12	2-1	0	52	44	12	5	.254	.359
'13	Vancouver	.257	66	257	31	66	7	0	0	15	2-2	3	23	61	23	2	.284	.323
TOTALS		.232	124	466	73	108	16	1	0	27	4-3	3	75	105	35	7	.270	.340



Carlos Ramirez, OF

Opening Day Age: 22 • R/R • 6'5, 205 • 6th year


Born: April 24, 1991

Birthplace: Santo Domingo, Dominican Republic

Resides: Santo Domingo, Dominican Republic

Acquired: Signed by the Blue Jays on March 5, 2009

YR	CLUB	AVG	G	AB	R	H	2B	3B	HR	RBI	S-SF	HB	BB	K	SB	CS	SLG	OBP
'09	DSL Blue Jays	.229	52	179	29	41	5	1	3	14	1-0	5	15	56	4	3	.318	.307
'10	GCL Blue Jays	.205	47	151	14	31	4	1	2	12	0-1	5	16	48	2	1	.285	.301
'11	Bluefield	.232	40	112	18	26	7	2	2	9	0-0	1	10	39	2	1	.384	.301
'12	Bluefield	.273	10	33	4	9	2	0	1	6	0-0	1	2	6	0	1	.424	.333
	Vancouver	.245	42	159	17	39	5	6	2	19	1-0	0	4	45	7	2	.390	.264
'13	Lansing	.228	114	395	53	90	27	5	7	41	1-0	6	33	102	14	5	.375	.297
TOTALS		.229	305	1029	135	236	50	15	17	101	3-1	18	80	296	29	13	.357	.296



Tom Robson, P

Opening Day Age: 20 • R/R • 6'4, 210 • 3rd year

Born: June 27, 1993, in Richmond, British Columbia

Resides: Ladner, British Columbia

School: Delta High School

Drafted: 4th round, 2011

YR	CLUB	W-L	ERA	G	GS	CG	SV	IP	H	R	ER	HR	HB	BB	K	WP	BK	AVG
'12	Bluefield	0-2	4.09	3	3	0	0	11.0	10	6	5	2	1	0	7	1	0	.238
'13	Bluefield	3-0	1.38	6	5	0	0	26.0	15	4	4	1	1	5	18	0	0	.172
	Vancouver	3-0	0.94	7	7	0	0	38.1	28	5	4	0	0	11	29	3	0	.212
TOTALS		6-2	1.55	16	15	0	0	75.1	53	15	13	3	2	16	54	4	0	.203



Jorge Saez, c

Opening Day Age: 23 • R/R • 5'10, 195 • 3rd year

Born: August 28, 1990, in Hialeah, Florida

Resides: Miami, Florida

School: Lee University

Drafted: 32nd round, 2011

YR	CLUB	AVG	G	AB	R	H	2B	3B	HR	RBI	S-SF	HB	BB	K	SB	CS	SLG	OBP
'12	GCL Blue Jays	.200	36	110	19	22	5	0	3	21	0-1	0	23	19	4	1	.327	.336
'12	Bluefield	.247	51	158	21	39	10	0	2	22	0-3	2	14	39	2	0	.348	.311
TOTALS		.228	87	268	40	61	15	0	5	43	0-4	2	37	58	6	1	.340	.322



Scott Silverstein, 2B

Opening Day Age: 23 • L/L • 6'6, 240 • 2nd year

Born: May 27, 1990, in Brookeville, Maryland

Resides: Clarksburg, Maryland

School: University of Virginia

Drafted: 25th round, 2013

YR	CLUB	W-L	ERA	G	GS	CG	SV	IP	H	R	ER	HR	HB	BB	K	WP	BK	AVG
'13	Bluefield	0-0	1.50	1	1	0	0	6.0	4	1	1	0	0	0	4	0	0	.200
	Vancouver	2-2	4.58	14	4	0	1	37.1	41	22	19	2	5	13	31	3	2	.279
	TOTALS	2-2	4.15	15	5	0	1	43.1	45	23	20	2	5	13	35	3	2	.269



Dickie Joe Thon, 2B/SS

Opening Day Age: 22 • R/R • 6'2, 190 • 4th year


Born: November 16, 1991, in Houston, Texas

Resides: San Juan, Puerto Rico

School: Academia Perpetuo Socorro High School

Drafted: 5th round, 2010

YR	CLUB	AVG	G	AB	R	H	2B	3B	HR	RBI	S-SF	HB	BB	K	SB	CS	SLG	OBP
'11	GCL Blue Jays	.223	45	121	23	27	3	0	3	15	2-0	5	23	44	6	2	.322	.369
'12	Bluefield	.221	48	149	18	33	5	1	2	14	1-1	6	19	34	7	3	.309	.331
'13	Vancouver	.280	45	164	31	46	7	3	1	21	1-3	7	18	54	5	4	.378	.370
	TOTALS	.244	138	434	72	106	15	4	6	50	4-4	18	60	132	18	9	.339	.357



Alberto Tirado, P

Opening Day Age: 19 • R/R • 6'0, 180 • 3rd year

Born: December 10, 1994

Birthplace: Nagua, Dominican Republic

Resides: Nagua, Dominican Republic

Acquired: Signed by the Blue Jays on July 7, 2011

YR	CLUB	W-L	ERA	G	GS	CG	SV	IP	H	R	ER	HR	HB	BB	K	WP	BK	AVG
'12	GCL Blue Jays	1-2	2.68	11	11	0	0	37.0	28	12	11	0	1	12	34	2	0	.217
	Bluefield	2-0	2.45	3	3	0	0	11.0	4	3	3	0	3	5	5	3	0	.121
'13	Bluefield	3-0	1.68	12	8	0	0	48.1	41	13	9	1	8	20	44	2	0	.236
	TOTALS	6-2	2.15	26	22	0	0	96.1	73	28	23	1	12	37	83	7	0	.217

2013 Season Recap



Dwight Smith, Jr.

2013 R. Howard Webster award winner

Midwest League Awards / Playoffs

2013 Midwest League Manager of the Year..... Mark Haley, South Bend
 2013 Midwest League Most Valuable Player..... Byron Buxton, Cedar Rapids
 2013 Midwest League Prospect of the Year..... Byron Buxton, Cedar Rapids

POSTSEASON ALL-STAR TEAM

	NAME	TEAM
Catcher.....	Luke Maile.....	Bowling Green
First Base.....	Dalton Hicks.....	Cedar Rapids
Second Base.....	Devon Travis.....	West Michigan
Shortstop.....	Carlos Correa.....	Quad Cities
Third Base.....	Brandon Drury.....	South Bend
Outfielder.....	Byron Buxton.....	Cedar Rapids
Outfielder.....	Andrew Toles.....	Bowling Green
Outfielder.....	Adam Brett Walker II.....	Bowling Green
Designated Hitter.....	Rock Shoulders.....	Kane County
Right-Handed Starter.....	Dylan Floro.....	Bowling Green
Left-Handed Starter.....	Tyler Pike.....	Clinton
Right-Handed Reliever.....	R.J. Hively.....	South Bend
Left-Handed Reliever.....	Geoff Brown.....	Great Lakes

Eastern Division 1st Round

Fort Wayne TinCaps *defeat* Bowling Green Hot Rods, 2-0
 Game 1: Fort Wayne 6, Bowling Green 1
 Game 2: Fort Wayne 9, Bowling Green 5

South Bend Silver Hawks *defeat* Great Lakes Loons, 2-0
 Game 1: South Bend 3, Great Lakes 0
 Game 2: South Bend 5, Great Lakes 1

Eastern Division Championship Series

South Bend Silver Hawks *defeat* Fort Wayne TinCaps, 2-1
 Game 1: South Bend 7, Fort Wayne 5
 Game 2: Fort Wayne 5, South Bend 2
 Game 3: South Bend 9, Fort Wayne 5

Midwest League Championship Series

Wisconsin Timber Rattlers *defeat* Fort Wayne TinCaps, 3-1
 Game 1: Wisconsin 3, Fort Wayne 2
 Game 2: Fort Wayne 5, Wisconsin 1
 Game 3: Wisconsin 10, Fort Wayne 8
 Game 4: Wisconsin 4, Fort Wayne 2

Western Division 1st Round

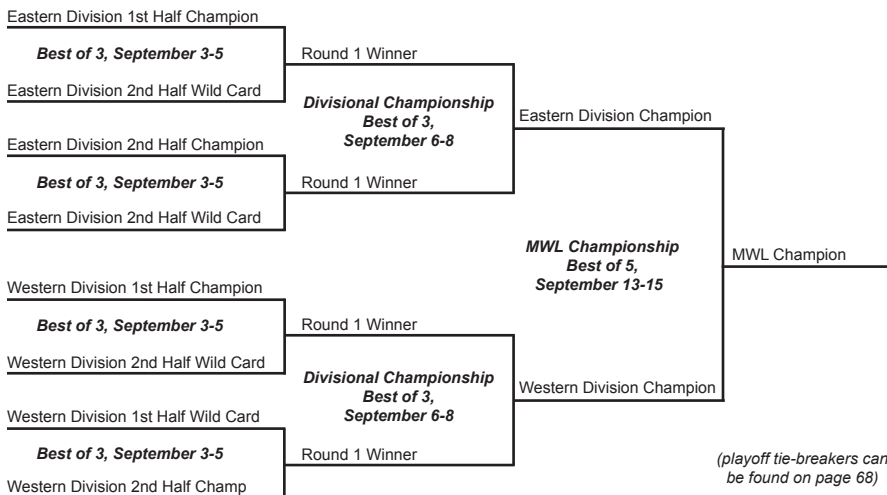
Beloit Snappers *defeat* Clinton LumberKings, 2-0
 Game 1: Beloit 9, Clinton 6
 Game 2: Beloit 6, Clinton 2

Quad Cities River Bandits *defeat* Cedar Rapids Kernels, 2-0
 Game 1: Quad Cities 2, Cedar Rapids 1
 Game 2: Quad Cities 4, Cedar Rapids 2

Western Division Championship Series

Quad Cities River Bandits *defeat* Beloit Snappers, 2-1
 Game 1: Quad Cities 3, Beloit 1
 Game 2: Beloit 4, Quad Cities 3
 Game 3: Quad Cities 9, Beloit 5

2014 Postseason Schedule



2013 First Half Results

Front Office

#	Date	Opp.	Score	Rec.	Pos. / G+	Win / Loss / Save	Time	Att.
1	4/4	@ LC	L, 5-4	0-1	T-5th / -1.0	Jack Wagoner (1-0) / Wil Browning (0-1) / Felix Sterling (1)	2:41	4,823
2	4/5	@ LC	W, 5-3	1-1	T-3rd / -1.0	Taylor Cole (1-0) / Ryan Merritt (0-1) / Chuck Ghysets (1)	2:32	1,153
3	4/6	@ LC	W, 8-1	2-1	T-2nd / -1.0	Alonzo Gonzalez (1-0) / Mitch Brown (0-1) / none	2:49	1,301
4	4/7	@ LC	W, 7-1	3-1	T-1st	Roberto Osuna (1-0) / Jake Sisco (0-1) / none	2:23	1,449
5	4/8	@ BG	L, 4-3	3-2	T-1st	Eduar Quiñonez (1-0) / Wil Browning (0-2) / Ryan Garton (1)	2:29	4,072
6	4/9	@ BG	L, 8-3	3-3	5th / -1.0	Jeff Ames (1-0) / Javier Avendaño (0-1) / none	2:49	2,063
7	4/10	@ BG	L, 10-1	3-4	5th / -2.0	Marcus Jensen (1-0) / Taylor Cole (1-1) / none	2:56	2,570

2014 Lugnuts

-	4/11	MSU				postponed due to rain; rescheduled for May 1st		
8	4/12	SB				suspended due to rain in the middle of the 12th, tied at 4-4, resumed June 11th		
-	4/13	SB				canceled due to rain		
9	4/14	SB, G1	L, 1-0 (7)	3-5	- / -	Kyle Schepel (1-0) / Roberto Osuna (1-1) / none	1:39	2,480
10		SB, G2	L, 8-2 (7)	3-6	6th / -4.0	J.R. Bradley (2-1) / Daniel Norris (0-1) / none	2:19	2,480
11	4/16	WM	W, 4-0	4-6	6th / -4.0	Javier Avendaño (1-1) / Endrys Briceno (0-1) / none	2:21	1,930

2013 Season

-	4/17	WM				postponed due to rain; rescheduled for June 8th		
-	4/18	WM				postponed due to rain; rescheduled for June 9th		
12	4/19	@ FW	L, 7-3	4-7	6th / -5.5	Matthew Shepherd (2-0) / Alonzo Gonzalez (1-1) / none	2:57	3,775
13	4/20	@ FW	L, 17-8	4-8	8th / -5.5	Ruben Mejia (1-1) / Griffin Murphy (0-1) / none	3:28	4,006
14	4/21	@ FW	L, 7-5	4-9	8th / -6.5	John Hussey (1-0) / Ben White (0-1) / Roman Madrid (3)	2:47	4,652
15	4/22	DAY	W, 8-5	5-9	6th / -6.5	Javier Avendaño (2-1) / Ismael Guillon (0-3) / Ghysets (2)	3:03	1,724
16	4/23	DAY	L, 4-3	5-10	8th / -7.5	Jesus Adames (1-0) / Ian Kadish (0-1) / Sean Lucas (2)	2:51	5,211
17	4/24	DAY	W, 3-1	6-10	6th / -6.5	Wil Browning (1-2) / Drew Cisco (1-1) / Chuck Ghysets (3)	2:11	1,540
18	4/25	@ QC	W, 6-2	7-10	6th / -6.5	Arik Sikula (1-0) / Brian Holmes (1-2) / none	2:39	1,545
19	4/26	@ QC	L, 4-0	7-11	6th / -6.5	Vincent Velasquez (3-0) / Daniel Norris (0-2) / Joe Bircher (2)	2:14	2,111
20	4/27	@ QC	L, 3-2	7-12	6th / -7.0	Daniel Minor (2-0) / Tucker Donahue (0-1) / John Neely (3)	2:32	2,387
21	4/28	@ CR	L, 4-3	7-13	6th / -8.0	Tyler Dufley (1-1) / Wil Browning (1-3) / Tyler Jones (3)	2:07	2,552
22	4/29	@ CR	L, 9-1	7-14	6th / -9.0	Jose Berrios (2-0) / Taylor Cole (1-2) / none	2:29	1,467
23	4/30	@ CR	L, 5-4	7-15	8th / -9.0	Matthew Tomshaw (1-0) / Roberto Osuna (1-2) / Jones (4)	2:21	1,445

Midwest League

-	5/1	MSU	<i>W, 10-2</i>	-	-	<i>Chase DeJong / Cody Hugel / none</i>	<i>1:54</i>	<i>11,619</i>
24	5/2	WIS, G1	W, 5-3 (7)	8-15	- / -	Wil Browning (2-3) / Tyler Mangum (1-2) / none	1:56	4,125
25	5/2	WIS, G2	L, 9-3 (7)	8-16	7th / -10.0	Tyler Wagner (2-1) / Ben White (0-2) / none	2:11	4,125
26	5/3	WIS	L, 10-8 (10)	8-17	7th / -10.0	Damien Magnifico (3-0) / Chuck Ghysets (0-3) / Taylor Wall (2)	3:05	6,770
27	5/4	BEL	L, 11-6	8-18	7th / -11.0	Raul Alcantara (4-1) / Alonzo Gonzalez (1-2) / none	2:58	4,170
28	5/5	BEL	W, 5-4	9-18	6th / -10.0	Arik Sikula (2-0) / Tucker Healy (0-1) / none	2:40	4,004
29	5/6	BEL	L, 6-4	9-19	T-7th / -10.0	Seth Streich (3-1) / Kramer Champlin (0-1) / Ryan Dull (4)	3:14	1,735
30	5/8	@ DAY	L, 11-4	9-20	8th / -11.0	Robert Stephenson (2-3) / Daniel Norris (0-3) / none	2:56	9,154
31	5/9	@ DAY	L, 9-6	9-21	8th / -11.0	Ismael Guillon (1-4) / Javier Avendaño (2-2) / none	2:39	8,363
32	5/10	@ DAY	W, 7-4	10-21	8th / -10.5	Alonzo Gonzalez (2-2) / Pedro Diaz (0-3) / Arik Sikula (1)	2:48	9,247
33	5/11	GL	W, 8-5	11-21	T-6th / -9.5	Chuck Ghysets (1-1) / Luis Meza (1-1) / Wil Browning (1)	3:13	6,203
34	5/12	GL	L, 10-0	11-22	8th / -10.5	Jonathan Martinez (1-2) / Ben White (0-3) / none	2:13	2,681
35	5/13	GL	W, 5-0	12-22	T-5th / -10.5	Chuck Ghysets (2-1) / Ralston Cash (2-2) / none	2:18	1,824
36	5/14	@ LC	W, 7-4	13-22	5th / -10.5	Javier Avendaño (3-2) / D.J. Brown (1-1) / Arik Sikula (2)	2:48	1,164
37	5/15	@ LC	L, 13-4	13-23	T-5th / -10.5	Vinnie Pestano (1-0) / Alonzo Gonzalez (2-3) / none	2:26	5,409
38	5/16	@ LC	W, 6-2	14-23	5th / -10.5	Taylor Cole (2-2) / Dylan Baker (1-3) / none	2:24	655
39	5/17	GL	W, 3-1	15-23	5th / -10.5	Ben White (1-3) / Miguel Sulbaran (2-2) / Arik Sikula (3)	2:14	12,124
40	5/18	GL	W, 9-2	16-23	5th / -9.5	Kramer Champlin (1-1) / Ralston Cash (2-3) / none	2:34	6,439
41	5/19	GL	W, 7-3	17-23	5th / -9.0	Javier Avendaño (4-2) / Jharell Cotton (1-3) / none	2:40	3,584
42	5/20	GL	W, 4-3 (10)	18-23	5th / -8.0	Arik Sikula (3-0) / Sawil Gonzalez (2-2) / none	3:03	2,021
43	5/21	LC	W, 8-5	19-23	5th / -7.5	Tucker Donahue (1-1) / Josh Martin (2-3) / Wil Browning (2)	2:24	3,284
44	5/22	LC	W, 9-8	20-23	T-4th / -7.0	Ben White (2-3) / Luis DeJesus (0-5) / Arik Sikula (4)	2:40	8,716
45	5/23	LC	W, 6-1	21-23	4th / -7.5	Kramer Champlin (2-1) / Ryan Merritt (2-4) / Wil Browning (3)	2:28	3,485
46	5/25	@ SB	L, 7-0	21-24	5th / -8.5	Daniel Watts (7-1) / Javier Avendaño (4-3) / none	2:37	3,954
47	5/26	@ SB	L, 5-3	21-25	5th / -9.5	Brandon Sinny (2-2) / Ian Kadish (0-2) / RJ Hively (12)	2:19	2,832
48	5/27	@ SB	L, 2-1	21-26	5th / -10.5	Blake Perry (2-2) / Taylor Cole (2-3) / RJ Hively (13)	2:37	1,532
49	5/28	@ FW	L, 6-5 (10)	21-27	5th / -11.5	Chris Nunn (4-0) / Justin Jackson (0-1) / none	2:52	3,954
50	5/29	@ FW	L, 7-1	21-28	5th / -12.5	Zach Eflin (2-4) / Daniel Norris (0-4) / none	2:16	3,851
51	5/30	@ FW	L, 7-4	21-29	6th / -12.5	Joe Church (1-0) / Griffin Murphy (0-2) / Leonel Campos (2)	2:50	4,971
52	5/31	@ GL	W, 5-3	22-29	5th / -12.5	Tucker Donahue (2-1) / Sawil Gonzalez (2-3) / Arik Sikula (5)	3:08	3,230
53	6/1	@ GL	W, 7-6	23-29	5th / -12.5	Taylor Cole (3-3) / Angel Sanchez (1-6) / none	2:59	4,003
54	6/2	@ GL	W, 7-5	24-29	5th / -12.5	Efrain Nieves (1-0) / Alan Garcia (0-1) / Arik Sikula (6)	2:43	3,667
55	6/3	@ GL	W, 2-1	25-29	5th / -12.5	Ian Kadish (1-2) / Jharell Cotton (2-5) / Arik Sikula (7)	2:18	2,283
56	6/5	FW	L, 8-5	25-30	5th / -13.5	Michael Kelly (2-0) / Efrain Nieves (1-1) / Roman Madrid (11)	3:13	3,360
57	6/6	FW	L, 5-3	25-31	5th / -15.0	Bryan Rodriguez (1-0) / Alonzo Gonzalez (2-4) / Leonel Campos (4)	2:46	6,644
58	6/7	FW	L, 10-6	25-32	5th / -16.0	Walker Weikel (1-3) / Taylor Cole (3-4) / none	2:54	7,478
59	6/8	@ WM, G1	W, 2-0 (7)	26-32	5th / -15.0	Ben White (3-3) / Endrys Briceno (2-4) / none	1:51	-
60	6/8	@ WM, G2	W, 3-0 (7)	27-32	5th / -14.5	Kramer Champlin (3-1) / Logan Ehlers (0-3) / none	1:35	6,007
61	6/9	@ WM, G1L	4-3 (10)	27-33	5th / -14.5	Angel Nesbitt (2-1) / Tucker Donahue (2-2) / none	3:23	-
62	6/9	@ WM, G2W	2-0 (7)	28-33	5th / -14.0	Roberto Osuna (2-2) / Julio Felix (0-3) / Wil Browning (4)	1:26	3,885
63	6/10	@ WM	L, 1-0	28-34	5th / -14.0	Jordan John (5-3) / Javier Avendaño (4-4) / Jose Valdez (3)	2:10	3,037
-	6/11	SB (4/12)	W, 5-4 (12)	29-24	-	Ian Kadish (1-0) / Chris Capper (0-1) / none	-	3,633
64	6/11	SB	L, 4-3	29-35	5th / -14.0	Brandon Sinny (4-1) / Alonzo Gonzalez (2-5) / RJ Hively (17)	2:52	3,633
65	6/12	SB	W, 6-2	30-35	5th / -13.0	Taylor Cole (4-4) / Blake Perry (3-3) / none	2:18	2,955
66	6/13	SB	W, 5-1	31-35	T-4th / -12.0	Ben White (4-3) / Kyle Winkler (1-1) / none	2:46	5,816
67	6/14	BG	W, 3-1	32-35	T-4th / -11.0	Roberto Osuna (3-2) / Sean Bierman (2-3) / Arik Sikula (8)	2:03	8,237
68	6/15	BG	L, 5-1	32-36	5th / -12.0	Jeff Ames (6-1) / Javier Avendaño (4-5) / Matt Ramsey (4)	2:38	7,991
69	6/16	BG	L, 8-0	32-37	5th / -13.0	Taylor Guernier (5-2) / Alonzo Gonzalez (2-6) / none	2:44	4,906

History

Blue Jays

Media Info

2013 Second Half Results

#	Date	Opp.	Score	Rec.	Pos. / G+	Win / Loss / Save	Time	Att.
70	6/20	@ BG	L, 2-1	0-1	T-5th / -1.0	Sean Bierman (3-3) / Taylor Cole (4-5) / Matt Ramsey (5)	2:31	3,082
71	6/21	@ BG	L, 14-1	0-2	T-7th / -2.0	Eduar Quiñones (5-3) / Ben White (4-4) / none	3:13	3,138
72	6/22	@ BG	L, 9-1	0-3	8th / -3.0	Roberto Osuna (3-3) / Dylan Floro (6-2) / none	2:19	4,091
73	6/23	@ DAY	W, 14-8	1-3	T-6th / -2.0	Javier Avendaño (5-5) / Wandy Peralta (1-6) / none	3:15	8,705
74	6/24	@ DAY	L, 7-3	1-4	T-7th / -3.0	Drew Cisco (3-4) / Alonzo Gonzalez (2-7) / Sean Lucas (11)	2:57	7,943
75	6/25	@ DAY	L, 8-1	1-5	T-7th / -4.0	Nick Travieso (2-2) / Taylor Cole (4-6) / Michael Saunders (1)	2:55	8,474
76	6/26	FW	W, 7-5	2-5	7th / -3.0	Ian Kadish (3-2) / Colin Rea (0-1) / Arik Sikula (9)	2:33	3,379
77	6/27	FW	L, 8-1	2-6	T-7th / -4.0	Zach Eflin (4-4) / Roberto Osuna (3-4) / none	2:52	5,640
	6/28	FW				<i>postponed due to rain; rescheduled for August 4th</i>		
78	6/29	GL	L, 4-3	2-7	8th / -5.5	Goeff Brown (6-1) / Efrain Nieves (1-2) / Craig Stern (8)	3:03	6,673
79	6/30	GL	L, 8-5	2-8	8th / -6.5	Scott Griggs (2-4) / Alonzo Gonzalez (2-8) / Luis Meza (2)	3:24	5,510
80	7/1	GL	L, 5-4 (10)	2-9	8th / -7.5	Matt Shelton (1-0) / Justin Jackson (0-2) / Luis Meza (3)	3:39	2,568
81	7/2	@ LC	L, 6-2	2-10	8th / -7.5	Robbie Aviles (2-3) / Ben White (4-5) / none	2:49	2,042
82	7/3	@ LC	L, 8-5	2-11	8th / -8.5	Felix Sterling (2-4) / Roberto Osuna (3-5) / none	2:56	4,741
83	7/4	LC	L, 13-0	2-12	8th / -9.5	Ryan Merritt (5-8) / Javier Avendaño (5-6) / none	2:36	12,692
84	7/5	LC	L, 7-3	2-13	8th / -9.5	Dylan Baker (6-5) / Alonzo Gonzalez (2-9) / none	3:21	8,030
85	7/6	@ BG	L, 1-0	2-14	8th / -9.5	Jeff Ames (7-1) / Taylor Cole (4-7) / Ryan Garton (6)	2:45	3,564
86	7/7	@ BG	L, 7-1	2-15	8th / -10.5	Matt Spann (1-0) / Ben White (4-6) / none	2:29	2,654
87	7/8	@ BG	W, 6-2	3-15	8th / -9.5	Kramer Champlin (4-1) / Sean Bierman (5-4) / none	2:58	2,024
88	7/10	PEO	W, 1-0	4-15	8th / -9.5	Javier Avendaño (6-6) / Kyle Helisek (6-4) / Arik Sikula (10)	1:13	2,041
89	7/11	PEO	L, 10-3	4-16	8th / -9.5	Joe Cuda (5-4) / Taylor Cole (4-8) / none	3:11	6,376
90	7/12	PEO	W, 4-3	5-16	8th / -9.5	Tucker Donahue (3-2) / Joe Scanio (2-2) / Arik Sikula (11)	3:32	8,958
91	7/13	BUR	L, 11-5	5-17	8th / -9.5	Tyler DeLoach (3-2) / Daniel Norris (0-5) / none	2:14	8,891
92	7/14	BUR	L, 8-1	5-18	8th / -9.5	Ryan Crowley (8-3) / Kramer Champlin (4-2) / none	3:43	3,867
93	7/15	BUR	W, 10-6	6-18	8th / -9.5	Arik Sikula (4-0) / Cam Bedrosian (1-3) / none	2:02	2,707
94	7/17	@ CLI	L, 1-0	6-19	8th / -10.5	Victor Sanchez (2-4) / Taylor Cole (4-9) / none	2:01	827
95	7/18	@ CLI	W, 8-2	7-19	8th / -10.5	Ben White (5-6) / Rigoberto Garcia (0-1) / none	2:23	1,378
96	7/19	@ CLI	W, 2-1	8-19	8th / -10.5	Kramer Champlin (5-2) / Scott DeCecco (7-7) / Arik Sikula (12)	3:40	1,541
97	7/20	@ KC	L, 8-4 (6)	8-20	8th / -11.5	Felix Peña (3-3) / Tucker Donahue (3-3) / none	1:59	10,587
98	7/21	@ KC	L, 6-5 (10)	8-21	8th / -12.0	Michael Hamann (1-0) / Ian Kadish (3-3) / none	3:30	5,226
99	7/22	@ KC	W, 5-2	9-21	8th / -11.5	Taylor Cole (5-9) / Juan Paniagua (0-2) / Arik Sikula (13)	3:24	4,681
100	7/25	DAY	L, 8-0	10-22	8th / -11.5	Nick Travieso (5-3) / Daniel Norris (0-6) / none	2:40	8,258
102	7/26	DAY	W, 6-3	11-22	8th / -11.5	Kramer Champlin (6-2) / Jackson Stephens (0-5) / Arik Sikula (14)	2:45	7,757
103	7/27	BG	W, 4-1	12-22	8th / -10.5	Javier Avendano (7-6) / Jeff Ames (7-3) / Arik Sikula (15)	2:21	7,463
104	7/28	BG	L, 7-1	12-23	8th / -11.5	Jordan Harrison (2-2) / Taylor Cole (5-10) / none	2:44	3,672
105	7/29	BG	W, 6-5	13-23	8th / -10.5	Ian Kadish (4-3) / Jose Molina (3-3) / none	2:29	3,844
106	7/30	SB	L, 4-0	13-24	8th / -10.5	Brad Allen (6-6) / Daniel Norris (0-7) / none	2:33	6,275
	7/31	SB				<i>postponed due to rain; rescheduled for August 1st</i>		
107	8/1	@ SB, G1	L, 3-2 (8)	13-25	8th / -11.5	Henry Garcia (5-0) / Ian Kadish (4-4) / none	2:11	-
108	8/1	@ SB, G2	W, 12-6 (7)	14-25	7th / -11.5	Colton Turner (1-0) / Kyle Schepel (4-2) / none	2:30	5,011
109	8/2	@ SB	W, 5-1	15-25	7th / -11.5	Taylor Cole (6-10) / Jesse Darrah (9-7) / Griffin Murphy (1)	2:37	5,171
110	8/3	@ FW	W, 5-3	16-25	7th / -10.5	Ben White (7-6) / Bryan Rodriguez (2-5) / Arik Sikula (16)	2:40	7,869
111	8/4	@ FW, G1	W, 3-2 (7)	17-25	7th / -9.5	Daniel Norris (1-7) / Joe Ross (4-6) / Arik Sikula (17)	1:57	-
112	8/4	@ FW, G2	L, 3-2 (7)	17-26	7th / -10.0	Chris Nunn (8-1) / Eric Brown (0-1) / Roman Madrid (17)	2:06	6,902
113	8/5	@ FW	L, 2-0	17-27	7th / -10.0	Zach Eflin (6-5) / Matt Boyd (0-1) / Chris Nunn (8)	2:01	5,201
114	8/6	@ FW	L, 3-1	17-28	8th / -11.0	Max Fried (5-5) / Kendall Graveman (0-1) / Roman Madrid (18)	2:57	5,078
115	8/7	WM	W, 9-3	18-28	7th / -10.0	Taylor Cole (7-10) / Montreal Robertson (2-6) / none	2:13	3,960
116	8/8	WM	L, 5-4	18-29	7th / -10.0	Chad Smith (4-4) / Griffin Murphy (0-3) / Corey Knebel (11)	3:16	8,101
117	8/9	WM	W, 7-5 (12)	19-29	7th / -10.0	Chad Girono (1-0) / Angel Nesbitt (3-3) / none	4:07	11,166
118	8/10	@ GL	L, 2-1	19-30	7th / -11.0	Owen Jones (3-2) / Eric Brown (0-2) / none	2:38	6,189
119	8/11	@ GL	L, 3-2	19-31	7th / -12.0	Rob Rogers (1-0) / Kramer Champlin (6-3) / none	2:11	5,543
120	8/12	@ GL	L, 3-1	19-32	8th / -12.5	Chris Anderson (3-0) / Taylor Cole (7-11) / Owen Jones (2)	2:31	3,794
121	8/14	@ WM	W, 6-2	20-32	7th / -11.5	Ben White (8-6) / Edgar De La Rosa (6-6) / none	2:39	7,322
122	8/15	@ WM	W, 2-1	21-32	7th / -10.5	Efrain Nieves (2-2) / Angel Nesbitt (3-4) / Arik Sikula (18)	2:47	7,523
123	8/16	@ WM	W, 14-5	22-32	7th / -10.0	Eric Brown (1-2) / Endrys Briceno (7-8) / none	3:07	8,887
124	8/17	LC	L, 5-3	22-33	7th / -11.0	Robbie Aviles (4-3) / Kendall Graveman (0-2) / DJ Brown (1)	2:43	9,238
125	8/18	LC	W, 7-6 (12)	23-33	7th / -10.0	Arik Sikula (5-0) / Jimmy Stokes (0-1) / none	3:45	6,173
126	8/19	LC	L, 9-3	23-34	7th / -11.0	Luis Dejesus (6-11) / Ben White (8-7) / none	2:30	2,898
127	8/20	LC	W, 6-0	24-34	7th / -11.0	Javier Avendaño (8-6) / Luis Morel (5-4) / none	2:14	7,226
128	8/21	@ GL	L, 2-1	24-35	7th / -12.0	Zachary Bird (2-4) / Eric Brown (1-3) / Owen Jones (3)	2:19	3,561
129	8/22	@ GL	L, 2-0	24-36	8th / -13.0	Geoff Brown (11-1) / Kendall Graveman (0-3) / Owen Jones (4)	2:34	6,008
130	8/23	@ GL	L, 8-7 (10)	24-37	8th / -13.0	Rob Rogers (2-0) / Chad Girono (1-1) / none	3:19	5,816
131	8/24	DAY	L, 6-1	24-38	8th / -14.0	Ismael Guillon (6-8) / Ben White (8-8) / none	2:36	7,153
132	8/25	DAY	L, 5-4 (11)	24-39	8th / -15.0	Arik Sikula (5-1) / Alejandro Chacin (4-3) / Jesus Adames (1)	3:41	6,443
133	8/26	DAY	W, 18-6	25-39	8th / -14.0	Eric Brown (2-3) / Amir Garrett (1-3) / none	3:18	2,768
134	8/28	@ LC	W, 11-2	26-39	T-7th / -14.0	Kendall Graveman (1-3) / Robbie Aviles (4-5) / none	3:32	2,678
135	8/29	@ LC	L, 6-2	26-40	T-7th / -14.0	D.J. Brown (3-4) / Ben White (8-9) / Grant Sides (7)	2:30	2,777
136	8/30	@ LC	W, 8-5	27-40	T-7th / -14.0	Griffin Murphy (1-3) / Luis Morel (5-6) / Arik Sikula (19)	3:15	8,146
137	8/31	WM	W, 5-4	28-40	7th / -14.0	Arik Sikula (6-1) / Corey Knebel (2-1) / none	3:13	6,202
138	9/1	WM	L, 13-1	28-41	T-7th / -15.0	Calvin Drummond (3-2) / Kramer Champlin (6-4) / none	2:54	2,691
139	9/2	WM	W, 9-4	29-41	T-7th / -15.0	Ian Kadish (5-4) / Yorrfank Lopez (8-5) / none	2:32	4,696

Final 2013 Batting Statistics

BATTERS	AVG	G	AB	R	H	2B	3B	HR	RBI	BB	SO	SB	CS	OBP	SLG	OPS	SF	S	HB	E
Conner, Seth	.159	34	107	11	17	2	0	0	8	10	26	0	0	.235	.178	.413	1	1	1	6
Flores, Jorge	.247	58	194	24	48	17	1	1	18	23	30	8	7	.348	.361	.709	0	2	7	12
Fuenmayor, Balbino	.208	26	96	13	20	4	1	4	17	8	32	0	0	.287	.396	.683	1	0	3	1
Guerrero, Emilio	.277	98	343	48	95	15	2	8	52	39	58	17	6	.355	.402	.757	3	2	4	33
Hawkins, Chris	.226	108	380	44	86	12	6	3	28	32	65	9	5	.287	.313	.600	2	6	1	5
Klein, Daniel	.250	19	64	11	16	7	0	3	11	3	13	0	0	.286	.500	.786	2	1	1	2
Lawrie, Brett	.000	2	6	1	0	0	0	0	0	2	1	0	0	.250	.000	.250	0	0	0	1
Leblebjian, Jason	.231	50	160	23	37	6	1	0	12	17	33	3	2	.321	.281	.602	2	0	5	7
Leyland, Jordan	.231	37	130	16	30	2	1	2	19	17	33	2	1	.320	.308	.628	2	0	1	3
Lopes, Christian	.245	129	497	52	122	24	3	5	66	40	78	2	1	.308	.336	.644	7	0	8	14
Melendez, Ronnie	.061	10	33	2	2	0	0	0	2	2	10	3	1	.139	.061	.199	0	1	1	0
Muñoz, Aaron	.224	40	116	12	26	4	1	0	7	13	20	1	0	.313	.276	.589	2	2	3	4
Nessy, Santiago	.241	61	224	23	54	15	0	5	23	13	59	0	0	.293	.375	.668	1	0	4	7
Opitz, Shane	.370	15	54	9	20	5	1	0	3	5	13	0	1	.424	.500	.924	0	0	0	3
Patterson, Kevin	.212	94	344	48	73	15	2	18	62	44	107	0	0	.301	.424	.726	5	0	2	8
Pierre, Gustavo	.284	109	423	57	120	17	3	7	46	52	82	25	5	.368	.438	.806	1	0	1	19
Pompey, Dalton	.261	115	437	68	114	22	9	6	40	63	106	38	10	.358	.394	.752	3	3	5	0
Ramirez, Carlos	.228	114	395	53	90	27	5	7	41	33	102	14	5	.297	.375	.672	0	1	6	8
Smith, Jr., Dwight	.284	109	423	57	120	17	3	7	46	52	82	25	5	.365	.388	.753	1	0	3	7
Sweeney, Kellen	.185	109	352	33	65	10	5	5	32	40	94	1	1	.269	.284	.553	1	4	1	23
Team Totals	.240	139	4588	581	1103	219	43	79	520	458	1024	138	51	.315	.359	.674	34	23	57	186

Batting Average*

Dwight Smith, Jr.	.284
Dalton Pompey	.261
Christian Lopes	.245

Hits

Christian Lopes	122
Dwight Smith, Jr.	120
Dalton Pompey	114

Home Runs

Kevin Patterson	18
Emilio Guerrero	8
2 players tied	7

Games

Christian Lopes	129
Dalton Pompey	115
Carlos Ramirez	114

At-Bats

Christian Lopes	497
Dalton Pompey	437
Dwight Smith, Jr.	423

Stolen Bases

Dalton Pompey	38
Dwight Smith, Jr.	25
Emilio Guerrero	17

Runs

Dalton Pompey	68
Dwight Smith, Jr.	57
Carlos Ramirez	53

Runs Batted In

Christian Lopes	66
Kevin Patterson	62
Emilio Guerrero	52

Total Bases

Dalton Pompey	172
Dwight Smith, Jr.	164
Carlos Ramirez	148

Singles

Dwight Smith, Jr.	93
Christian Lopes	90
Dalton Pompey	77

Doubles

Carlos Ramirez	27
Christian Lopes	24
Dalton Pompey	22

Triples

Dalton Pompey	9
Chris Hawkins	6
2 players tied	5

On-Base Pct.*

Dwight Smith, Jr.	.365
Dalton Pompey	.358
Christian Lopes	.308

Slugging Pct.*

Kevin Patterson	.424
Dalton Pompey	.394
Dwight Smith, Jr.	.388

OPS*

Dwight Smith, Jr.	.753
Dalton Pompey	.752
Kevin Patterson	.726

Walks

Dalton Pompey	63
Dwight Smith, Jr.	52
Kevin Patterson	44

Intentional Walks

Kevin Patterson	5
Emilio Guerrero	2
Chris Hawkins	2

Strikeouts

Kevin Patterson	107
Dalton Pompey	106
Carlos Ramirez	102

Hit by Pitch

Christian Lopes	8
Jorge Flores	7
Carlos Ramirez	6

Double Plays

Christian Lopes	13
Carlos Ramirez	12
Emilio Guerrero	10

Errors

Emilio Guerrero	33
Kellen Sweeney	23
Gustavo Pierre	19

* minimum of 378 plate appearances

Final 2013 Pitching Statistics

PITCHERS	W-L	ERA	G	GS	CG	ShO	SV	IP	H	R	ER	HR	HB	BB	SO	BK	WP	WHIP	AVG
Avendaño, Javier	8-6	3.76	26	22	0	0	0	115.0	114	69	48	8	3	62	99	0	11	1.53	.254
Boyd, Matt	0-1	0.64	5	3	0	0	0	14.0	7	1	1	0	0	1	12	0	1	0.57	.140
Brown, Eric	2-3	3.81	7	5	0	0	0	28.1	33	16	12	2	0	8	15	0	2	1.45	.297
Browning, Wil	2-3	2.44	32	0	0	0	4	44.1	29	19	12	0	3	24	66	0	8	1.20	.179
Champlin, Kramer	6-4	3.67	26	2	1	1	0	81.0	65	35	33	6	2	16	73	1	3	1.00	.215
Cole, Taylor	7-11	4.02	26	26	0	0	0	132.0	141	75	59	5	12	59	101	1	17	1.52	.273
Donahue, Tucker	3-3	6.09	41	0	0	0	0	54.2	65	41	37	4	4	28	45	0	15	1.70	.298
Ghysels, Chuck	2-1	5.09	14	0	0	0	3	17.2	18	13	10	0	0	14	19	0	2	1.81	.277
Girodo, Chad	1-1	4.18	14	0	0	0	0	23.2	21	11	11	0	6	5	24	0	1	1.10	.236
Gonzalez, Alonzo	2-9	5.56	18	16	0	0	0	79.1	109	70	49	9	6	42	48	1	11	1.90	.333
Graveman, Kendall	1-3	4.31	10	10	0	0	0	39.2	41	23	19	3	1	13	25	1	0	1.36	.266
Jackson, Justin	0-2	2.36	23	0	0	0	0	34.1	38	15	9	1	1	24	26	0	10	1.81	.275
Johnson, Matt	0-0	6.00	9	0	0	0	0	9.0	15	11	6	1	3	4	3	1	1	2.11	.341
Kadish, Ian	5-4	3.36	49	0	0	0	0	67.0	63	30	25	6	1	15	79	0	6	1.16	.247
Murphy, Griffin	1-3	4.18	36	0	0	0	1	71.0	80	43	33	6	2	31	60	1	13	1.56	.287
Nieves, Efrain	2-2	4.09	28	0	0	0	0	55.0	48	33	25	0	3	25	54	0	4	1.33	.229
Norris, Daniel	1-7	4.20	23	22	0	0	0	85.2	84	46	40	6	4	44	99	0	11	1.49	.255
Osuna, Roberto	3-5	5.53	10	10	0	0	0	42.1	39	28	26	6	2	11	51	0	8	1.18	.242
Sikula, Arik	6-1	1.93	50	0	0	0	19	60.2	41	14	13	2	1	18	60	0	5	0.97	.191
Turner, Colton	1-0	2.61	4	0	0	0	0	10.1	8	3	3	0	0	6	9	0	2	1.35	.229
White, Ben	8-9	4.33	28	23	1	1	0	137.1	152	85	66	11	12	46	98	0	20	1.44	.277
Team Totals	61-78	3.98	139	139	2	7	27	1202.1	1211	681	532	76	60	496	1066	6	151	1.42	.260

Wins

Javier Avendaño.....	8
Ben White.....	8
Taylor Cole.....	7

Losses

Taylor Cole.....	11
Alonzo Gonzalez.....	9
Ben White.....	9

ERA*

Javier Avendaño.....	3.76
Taylor Cole.....	4.02
Ben White.....	4.33

Games

Arik Sikula.....	50
Ian Kadish.....	49
Tucker Donahue.....	41

Games Started

Taylor Cole.....	26
Ben White.....	23
Javier Avendaño.....	22

Innings Pitched

Ben White.....	137.1
Taylor Cole.....	132.0
Javier Avendaño.....	115.0

Saves

Arik Sikula.....	19
Wil Browning.....	4
Chuck Ghysels.....	3

Strikeouts

Taylor Cole.....	101
Javier Avendaño.....	99
Daniel Norris.....	99

Walks

Javier Avendaño.....	62
Taylor Cole.....	59
Ben White.....	46

Complete Games

Kramer Champlin.....	1
Ben White.....	1

Hits

Ben White.....	152
Taylor Cole.....	141
Javier Avendaño.....	114

Home Runs

Ben White.....	11
Alonzo Gonzalez.....	9
Javier Avendaño.....	8

Average Against#

Wil Browning.....	.179
Arik Sikula.....	.191
Kramer Champlin.....	.215

WHIP#

Arik Sikula.....	0.97
Kramer Champlin.....	1.00
Ian Kadish.....	1.16

Strikeouts/9.0 IP#

Wil Browning.....	13.40
Roberto Osuna.....	10.84
Ian Kadish.....	10.61

Hit Batsmen

Taylor Cole.....	12
Ben White.....	12
Alonzo Gonzalez.....	6

Balks

6 pitchers tied.....	1
----------------------	---

Wild Pitches

Ben White.....	20
Taylor Cole.....	17
Tucker Donahue.....	15

* minimum of 109.2 innings pitched

minimum of 25.0 innings pitched

Lugnuts Team Statistics

Front Office

2014 Lugnuts

2013 Season

Midwest League

History

Blue Jays

Media Info

vs. Eastern Division

TEAM	HOME		ROAD		TOTAL	
	W	L	W	L	W	L
Bowling Green	3	3	1	8	4	11
Dayton	5	4	2	4	7	8
Fort Wayne	1	4	2	9	3	13
Great Lakes	6	4	4	6	10	10
Lake County	5	4	7	5	12	9
South Bend	3	4	2	4	5	8
West Michigan	5	2	6	2	11	4
Totals	28	25	24	38	52	63

vs. Western Division

TEAM	HOME		ROAD		TOTAL	
	W	L	W	L	W	L
Beloit	1	2	0	0	1	2
Burlington	1	2	0	0	1	2
Cedar Rapids	0	0	0	3	0	3
Clinton	0	0	2	1	2	1
Kane County	0	0	1	2	1	2
Peoria	2	1	0	0	2	1
Quad Cities	0	0	1	2	1	2
Wisconsin	1	2	0	0	1	2
Totals	5	7	4	8	9	15

Miscellaneous Statistics

Shutouts	7-13
Extra Innings.....	4-8
Doubleheaders	6-6
One-Run Decisions	14-26
Two-Run Decisions.....	12-10
Three-Run Decisions.....	10-4
Four or More-Run Decisions	25-38
Scoring First	42-26
Scoring Last.....	34-27
Leading After 5 Innings.....	42-10
Tied After 5 Innings.....	11-7
Trailing After 5 Innings	8-61
Leading After 6 Innings.....	49-7
Tied After 6 Innings.....	7-8
Trailing After 6 Innings.....	5-63
Leading After 7 Innings.....	53-5
Tied After 7 Innings.....	3-7
Trailing After 7 Innings.....	5-65
Leading After 8 Innings.....	52-1
Tied After 8 Innings.....	3-7
Trailing After 8 Innings.....	0-65

MWL Stats / Standings

Final Standings

TEAM	W	L	PCT	GB
Cedar Rapids (LA Angels)	88	50	.638	-
Bowling Green (Tampa Bay)	82	56	.594	6.0
Quad Cities (St. Louis)	81	57	.587	7.0
South Bend (Arizona)	81	58	.583	7.5
Beloit (Minnesota)	77	62	.554	11.5
Fort Wayne (San Diego)	72	67	.518	16.5
West Michigan (Detroit)	69	70	.496	19.5
Peoria (Chicago - NL)	68	69	.496	19.5
Clinton (Texas)	67	72	.482	21.5
Great Lakes (LA Dodgers)	67	72	.482	21.5
Dayton (Cincinnati)	65	74	.468	23.5
Lansing (Toronto)	61	78	.439	27.5
Wisconsin (Milwaukee)	59	76	.437	27.5
Burlington (Kansas City)	56	78	.418	30.0
Kane County (Oakland)	55	80	.407	31.5
Lake County (Cleveland)	54	83	.394	33.5

Home Record

CLUB	W	L	PCT
Cedar Rapids	48	23	.676
Beloit	42	27	.609
Quad Cities	41	28	.594
Peoria	39	27	.591
Fort Wayne	42	30	.583
South Bend	41	30	.577
Bowling Green	40	30	.571
Clinton	37	32	.536
West Michigan	37	35	.514
Lansing	33	32	.508
Kane County	33	36	.478
Great Lakes	32	35	.478
Wisconsin	30	37	.448
Lake County	30	39	.435
Dayton	32	38	.457
Burlington	27	39	.409

First Half

EASTERN	W	L	PCT	GB
South Bend	44	25	.638	---
Fort Wayne	43	26	.623	1.0
Bowling Green	38	30	.559	5.5
West Michigan	33	37	.471	11.5
Lansing	32	37	.464	12.0
Dayton	28	41	.406	16.0
Great Lakes	27	43	.386	17.5
Lake County	23	44	.343	20.0

WESTERN	W	L	PCT	GB
Beloit	43	27	.614	---
Cedar Rapids	40	28	.588	2.0
Peoria	38	29	.567	3.5
Quad Cities	38	31	.551	4.5
Clinton	33	36	.478	9.5
Kane County	30	36	.455	11.0
Wisconsin	29	36	.446	11.5
Burlington	26	39	.400	14.6

Second Half

EASTERN	W	L	PCT	GB
Bowling Green	44	26	.629	---
Great Lakes	40	29	.580	3.5
Dayton	37	33	.529	7.0
South Bend	37	33	.529	7.0
West Michigan	36	33	.522	7.5
Lake County	31	39	.443	13.0
Fort Wayne	29	41	.414	15.0
Lansing	29	41	.414	15.0

WESTERN	W	L	PCT	GB
Cedar Rapids	48	22	.686	---
Quad Cities	43	26	.623	4.5
Beloit	34	35	.493	13.5
Clinton	34	36	.486	14.0
Burlington	30	39	.435	17.5
Peoria	30	40	.429	18.0
Wisconsin	30	40	.429	18.0
Kane County	25	44	.362	22.5

Road Record

CLUB	W	L	PCT
Bowling Green	42	26	.618
Cedar Rapids	40	27	.597
South Bend	40	28	.588
Quad Cities	40	29	.580
Beloit	35	35	.500
Great Lakes	35	37	.486
Dayton	33	36	.478
West Michigan	32	35	.478
Fort Wayne	30	37	.448
Clinton	30	40	.429
Burlington	29	39	.426
Wisconsin	29	39	.426
Peoria	29	42	.408
Lansing	28	46	.389
Lake County	24	44	.353
Kane County	22	44	.333

Team Batting

TEAM	AVG	G	AB	R	H	2B	3B	HR	RBI	HB	BB	SO	SB	CS	SLG	OBP
Clinton	.268	139	4640	629	1244	261	30	72	569	45	429	875	106	53	.384	.333
Cedar Rapids	.267	138	4664	752	1243	253	53	108	692	68	530	1078	125	44	.413	.346
Bowling Green	.263	138	4641	666	1219	240	58	70	603	61	501	994	230	61	.385	.339
Fort Wayne	.261	139	4700	632	1228	245	44	76	558	84	367	979	166	58	.381	.323
South Bend	.260	139	4700	577	1224	275	54	89	551	56	418	1128	99	44	.399	.325
Kane County	.259	135	4539	708	1177	220	39	97	521	52	480	956	87	57	.389	.334
Wisconsin	.257	135	4577	594	1178	220	53	65	515	73	442	979	114	58	.371	.330
Peoria	.256	138	4616	573	1184	196	39	61	506	58	406	817	91	51	.356	.322
Dayton	.256	139	4685	614	1198	210	38	71	539	57	428	962	158	61	.362	.323
Beloit	.254	139	4618	658	1171	244	27	120	598	42	502	1086	97	51	.396	.331
West Michigan	.253	139	4620	591	1169	227	35	90	551	71	456	1093	113	56	.376	.326
Quad Cities	.247	138	4525	636	1119	225	32	76	556	57	578	1039	151	68	.362	.338
Lake County	.247	138	4490	591	1109	250	34	84	521	48	481	1068	116	57	.374	.325
Burlington	.242	134	4416	545	1068	198	31	72	486	61	444	1039	147	59	.350	.317
Lansing	.240	139	4588	581	1103	219	43	79	520	57	458	1024	138	51	.359	.315
Great Lakes	.238	139	4497	590	1069	217	23	66	516	68	522	1055	181	75	.340	.324

Team Pitching

TEAM	W-L	ERA	G	CG	ShO	SV	H	AB	R	ER	HR	HB	BB	SO	WP	BK	
Bowling Green	82-56	3.06	138	0	15	38	1219.0	1049	4515	483	415	87	54	440	1057	81	3
Peoria	68-69	3.54	138	3	9	37	1215.1	1191	4660	546	478	71	78	398	1112	102	2
Fort Wayne	72-67	3.59	139	0	10	42	1227.1	1181	4666	621	489	63	61	516	1011	101	10
Quad Cities	81-57	3.62	138	0	7	43	1214.1	1204	4652	559	488	73	61	394	1086	60	5
West Michigan	69-70	3.62	139	1	10	40	1214.1	1169	4609	605	489	61	50	448	976	93	19
Great Lakes	67-72	3.66	139	1	13	34	1203.1	1124	4569	595	490	76	42	492	1113	101	5
South Bend	81-58	3.68	139	6	13	47	1220.2	1095	4611	577	499	76	87	484	987	87	4
Cedar Rapids	88-50	3.69	138	3	6	42	1211.2	1152	4631	604	497	84	49	428	1021	90	4
Burlington	56-78	3.82	134	2	6	31	1164.2	1075	4398	588	494	98	57	424	1006	92	3
Beloit	77-62	3.88	134	3	7	43	1206.1	1261	4663	612	520	73	65	452	943	85	5
Clinton	67-72	3.90	139	4	6	29	1194.1	1123	4524	625	517	81	45	480	883	103	6
Lansing	61-78	3.98	139	2	7	27	1202.1	1111	4658	681	532	76	33	496	1066	151	6
Wisconsin	59-76	4.09	135	1	4	32	1193.2	1206	4569	651	542	102	44	496	953	104	9
Lake County	54-83	4.24	138	4	8	24	1185.1	1205	4566	691	559	99	43	457	983	100	8
Kane County	55-80	4.49	135	1	6	24	1174.1	1238	4550	708	586	72	51	506	891	89	8
Dayton	65-74	4.50	139	0	6	37	1225.0	1219	4675	712	612	104	51	531	1084	159	14

Front Office
2014 Lugnuts
2013 Season
Midwest League
History
Blue Jays
Media Info

Midwest League Leaders

Front Office

2014 Lugnuts

2013 Season

Midwest League

History

Blue Jays

Media Info

Batting Average*

Andrew Toles, BG.....	.326
Leonardo Reginatto, BG.....	.325
Carlos Correa, QC.....	.320

Home Runs

Adam Brett Walker II, CR.....	27
Matt Olson, BEL.....	23
Victor Roache, WIS.....	22

Stolen Bases

Mallex Smith, FW.....	64
Andrew Toles, BG.....	62
James Baldwin, GL.....	42

On-Base Pct.*

Logan Vick, LC.....	.413
Carlos Correa, QC.....	.405
Tyler Ogle, GL.....	.401

Games

Brandon Drury, SB.....	134
Matt Olson, BEL.....	134
John Wooten, BEL.....	133

Errors

Renato Nunez, BEL.....	39
Dorssys Paulino, LC.....	39
Tyler Goeddel, BG.....	35

Wins

Geoff Brown, GL.....	12
Jesse Darrah, SB.....	12
Mason Melotakis, CR.....	11

Games

Chris Nunn, FW.....	55
Angel Nesbitt, WM.....	52

Games Started

Jesse Darrah, SB.....	27
-----------------------	----

Complete Games

5 pitchers tied.....	5
----------------------	---

Shutouts

Brad Allen, SB.....	2
10 pitchers tied.....	1

Hits

Andrew Toles, BG.....	169
Brandon Drury, SB.....	159
Breyvic Valera, PEO.....	159

RBI

Adam Brett Walker II, CR.....	109
Matt Olson, BEL.....	93
Chris Bostick, BEL.....	89

Doubles

Brandon Drury, SB.....	51
Dario Pizzano, CLI.....	40
3 players tied.....	35

Slugging Pct.*

Rudy Flores, SB.....	.528
Adam Brett Walker II, CR.....	.526
Brandon Drury, SB.....	.500

Hit by Pitch

Maxx Tissenbaum, FW.....	19
Joey Rickard, BG.....	16
Jeremy Rathjen, GL.....	15

Strikeouts

James Baldwin, GL.....	154
Matt Olson, BEL.....	148
Rock Shoulders, KC.....	143

Losses

4 pitchers tied.....	11
Pat Lowery, BUR.....	10

Saves

Roman Madrid, FW.....	22
R.J. Hively, SB.....	19
Arik Sikula, LAN.....	19

Strikeouts

Ismael Guillon, DAY.....	134
Ryan Crowley, BUR.....	123
Vincent Velasquez, QC.....	123

WHIP*

Brad Allen, SB.....	1.08
Jeff Ames, BG.....	1.09
Victor Sanchez, CLI.....	1.09

At-Bats

Fidel Pena, SB.....	540
Brandon Drury, SB.....	526
Socrates Brito, SB.....	523

Runs

Teoscar Hernandez, QC.....	97
Adam Brett Walker II, CR.....	83
Mallex Smith, FW.....	81

Triples

Andrew Toles, BG.....	16
Michael Reed, WIS.....	13
Tyler Goeddel, BG.....	12

Total Bases

Adam Brett Walker II, CR.....	267
Brandon Drury, SB.....	263
Andrew Toles, BG.....	242

Extra Base Hits

Brandon Drury, SB.....	70
Adam Brett Walker II, CR.....	65
Matt Olson, BEL.....	55

Walks

Tyler Ogle, GL.....	96
Thomas Coyle, BG.....	91
Logan Vick, LC.....	81

* minimum of 2.7 plate appearances per team game

ERA*

Zach Eflin, FW.....	2.73
Victor Sanchez, CLI.....	2.78
B. Lee, CR / R. Lopez, BG.....	2.95

Innings Pitched

Jesse Darrah, SB.....	151.1
Ryan Crowley, BUR.....	151.0
Tyler Wagner, WIS.....	148.2

Walks

Ismael Guillon, DAY.....	95
Blake Snell, BG.....	73
Blake Perry, SB.....	67

Average Against*

Jeff Ames, BG.....	.210
Brad Allen, SB.....	.217
Ismael Guillon, DAY.....	.220

* minimum of 0.8 innings pitched per team game



The Midwest League

Bowling Green Hot Rods

2014 vs. Hot Rods

Day	Date	Site	Time
Fri.	4/25	Lansing	7:05 pm
Sat.	4/26	Lansing	2:05 pm
Sun.	4/27	Lansing	2:05 pm
Mon.	5/12	Bowling Green	8:05 pm
Tues.	5/13	Bowling Green	8:05 pm
Wed.	5/14	Bowling Green	11:35 am
Mon.	5/19	Lansing	7:05 pm
Tues.	5/20	Lansing	7:05 pm
Wed.	5/21	Lansing	10:35 am
Thurs.	6/19	Lansing	7:05 pm
Fri.	6/20	Lansing	7:05 pm
Sat.	6/21	Lansing	7:05 pm
Sun.	6/22	Lansing	2:05 pm
Fri.	7/11	Bowling Green	8:05 pm
Sat.	7/12	Bowling Green	8:05 pm
Sun.	7/13	Bowling Green	3:05 pm
Mon.	7/14	Bowling Green	8:05 pm

All-Time Series

Year	Home	Road	Total
2010	5-5	6-3	11-8
2011	6-1	3-4	9-5
2012	4-5	2-4	6-9
2013	3-3	1-8	4-11

All-Time Won-Lost 30-33
Won-Lost at Lansing 18-14
Won-Lost at Bowling Green 12-19
Postseason Series (W-L) 0-0 (0-0)

Bowling Green Ballpark

opened 2009
 318 LF, 400 CF, 326 RF
 Capacity - 4,559
 300 8th Ave.
 Bowling Green, KY 42101



Manager Michael Johns
Pitching Coach Bill Moloney
Hitting Coach Dan DeMent
Athletic Trainer Nick Flynn

Parent Club Tampa Bay Rays (2009)
Owner / Operator Manhattan Capital Sports Acquisition
Owner Stuart Katzoff
General Manager/COO Adam Nuse
Broadcaster / Media Relations Andrew Kappes
Contact akappes@bghotrods.com
Phone (270) 901-2121
Fax (270) 901-2165
Website bghotrods.com

Visiting Hotel Jameson Inn & Suites
Address 166 Cumberland Trace Rd., Bowling Green 42103
Phone (270) 282-7130
Fax (270) 282-7129
Contact Lindsey Mabery

Compass Points: Bowling Green is the most southern team in the MWL. The other directions: Lake County (OH) is farthest east, Wisconsin farthest north, and Cedar Rapids (IA) farthest west.

Automotive History in the Midwest League

There are three teams in the MWL with strong ties to the automotive industry, all denoted in their team nicknames:

- Bowling Green, Kentucky, boasts the home of the National Corvette Museum and Hall of Fame, with the city's Corvette history producing the club's Hot Rods name.
- South Bend, Indiana, was the home of factory that turned out the Studebaker Silver Hawk.
- Lansing, Michigan, was the hometown of Ransom E. Olds, who founded Olds Motor Company and REO Motor Company, and features the R.E. Olds Transportation Museum.

Midwest League Mileage Chart

	BEL	BG	BUR	CR	CLI	DAY	FTW	GL	KC	LAN	LC	PEO	QC	SB	WM	WIS
BEL	—	505	215	168	114	389	260	384	75	316	458	155	150	193	280	150
BG	505	—	507	573	550	262	344	554	442	475	472	436	536	368	525	600
BUR	215	507	—	100	120	427	375	500	215	435	577	100	76	305	400	350
CR	168	573	100	—	84	510	390	550	215	450	592	178	80	320	412	274
CLI	114	550	120	84	—	428	300	425	114	360	502	116	40	230	320	260
DAY	389	262	427	510	428	—	127	307	326	260	227	329	430	244	328	484
FTW	260	344	375	390	300	127	—	213	200	135	243	260	320	90	180	354
GL	384	554	500	550	425	307	213	—	323	80	295	424	450	224	104	479
KC	75	442	200	215	114	326	200	323	—	255	394	153	144	125	220	200
LAN	316	475	435	450	360	260	135	80	255	—	248	356	370	155	70	410
LC	458	472	577	592	502	227	243	295	394	248	—	500	512	273	320	554
PEO	155	436	100	178	116	329	260	424	153	356	500	—	100	230	320	300
QC	150	536	76	80	40	430	320	450	144	370	512	100	—	245	335	272
SB	193	368	305	320	230	244	90	224	125	55	273	230	245	—	121	288
WM	280	525	400	412	320	328	180	104	220	70	320	320	335	121	—	378
WIS	150	600	350	274	260	484	354	479	200	410	554	300	272	288	378	—

Dayton Dragons

2014 vs. Dragons

Day	Date	Site	Time
Mon.	4/28	Dayton	7:00 pm
Tues.	4/29	Dayton	7:00 pm
Wed.	4/30	Dayton	7:00 pm
Thurs.	5/1	Dayton	7:00 pm
Thurs.	5/15	Lansing	7:05 pm
Fri.	5/16	Lansing	7:05 pm
Sat.	5/17	Lansing	7:05 pm
Sun.	5/18	Lansing	2:05 pm
Sat.	5/31	Dayton	7:00 pm
Sun.	6/1	Dayton	2:00 pm
Mon.	6/2	Dayton	7:00 pm
Tues.	7/29	Lansing	7:05 pm
Wed.	7/30	Lansing	12:05 pm
Thurs.	7/31	Lansing	7:05 pm
Wed.	8/27	Lansing	7:00 pm
Thurs.	8/28	Dayton	7:00 pm
Fri.	8/29	Dayton	7:00 pm

All-Time Series Results

Year	Home	Road	Total
2000	2-3	6-5	8-8
2001	3-5	2-5	5-10
2002	5-3	3-5	8-8
2003	6-2	4-4	10-6
2004	4-4	4-4	8-8
2005	3-5	5-3	8-8
2006	2-2	3-4	5-6
2007	2-2	4-4	6-6
2008	6-6	3-1	9-7
2009	3-9	4-4	7-13
2010	7-3	6-3	13-6
2011	4-6	3-3	7-9
2012	3-1	8-3	11-4
2013	5-4	2-4	7-8

All-Time Won-Lost 122-107
Won-Lost at Lansing 65-55
Won-Lost at Dayton 57-52
Postseason Series (W-L) 1-2 (2-5)

Fifth Third Field

opened 2000
 338 LF, 402 CF, 338 RF
 Capacity - 7,230
 220 N. Patterson Blvd.,
 Dayton, OH 45402



Manager Jose Nieves
Pitching Coach Tony Fossas
Hitting Coach Luis Bolivar
Athletic Trainer Tyler Steele
Strength & Conditioning Coach Morgan Gregory

Parent Club Cincinnati Reds (2000)
Operator Dayton Professional Baseball Club LLC
Owner Mandalay Baseball Properties, LLC
President Robert Murphy
Executive Vice President Eric Deutsch
Exec. Vice President & General Manager Gary Mayse
Broadcaster / Media Relations Tom Nichols
Contact tom.nichols@daytondragons.com
Phone (937) 228-2287
Fax (937) 228-2284
Website daytondragons.com

Visiting Hotel Courtyard by Marriott
Address 100 Prestige Place, Miamisburg, OH 45342
Phone (937) 433-3131
Fax (937) 433-0285
Contact Tara Scott

Memorable Meetings

April 21, 2003: Donnie Hood hit for the cycle and Justin Jones, Westin O'Brien and Mark Carter combined to no-hit Dayton, 15-0.

May 12, 2012: Lansing outfielder Kevin Pillar tied the MWL and Lugnuts franchise records with six hits (including a ninth-inning grand slam) in a 16-4 Lugnuts romp at Fifth Third Field.

Major League Affiliations Since 1996

	'96	'97	'98	'99	'00	'01	'02	'03	'04	'05	'06	'07	'08	'09	'10	'11	'12	'13	'14
BEL	MIL	MIL	MIL	MIL	MIL	MIL	MIL	MIL	MIL	MIN	MIN	MIN	MIN	MIN	MIN	MIN	MIN	OAK	OAK
BG	-	-	-	-	-	-	-	-	-	-	-	-	-	-	TB	TB	TB	TB	TB
BUR	SF	CIN	CIN	CWS	CWS	KC	KC	KC	KC	KC	KC	KC	KC	KC	KC	OAK	OAK	LAA	LAA
CR	LAA	LAA	LAA	LAA	LAA	LAA	LAA	LAA	LAA	LAA	LAA	LAA	LAA	LAA	LAA	LAA	LAA	LAA	MIN
CLI	SD	SD	SD	CIN	CIN	MON	MON	TEX	TEX	TEX	TEX	TEX	SEA	SEA	SEA	SEA	SEA	SEA	SEA
DAY	-	-	-	-	-	CIN	CIN	CIN	CIN	CIN	CIN	CIN	CIN	CIN	CIN	CIN	CIN	CIN	CIN
FW	MIN	MIN	MIN	SD	SD	SD	SD	SD	SD	SD	SD	SD	SD	SD	SD	SD	SD	SD	SD
GL	-	-	-	-	-	-	-	-	-	-	-	LAD	LAD	LAD	LAD	LAD	LAD	LAD	LAD
KC	FLA	FLA	FLA	FLA	FLA	FLA	FLA	OAK	OAK	OAK	OAK	OAK	OAK	OAK	OAK	KC	KC	CHC	CHC
LAN	KC	KC	KC	CHC	CHC	CHC	CHC	CHC	CHC	TOR	TOR	TOR	TOR	TOR	TOR	TOR	TOR	TOR	TOR
LC	-	-	-	-	-	-	-	-	-	-	-	-	-	-	CLE	CLE	CLE	CLE	CLE
PEO	STL	STL	STL	STL	STL	STL	STL	STL	STL	CHC	CHC	CHC	CHC	CHC	CHC	CHC	CHC	CHC	STL
QC	HOU	HOU	HOU	MIN	MIN	MIN	MIN	MIN	MIN	STL	STL	STL	STL	STL	STL	STL	STL	STL	HOU
SB	CHW	ARI	ARI	ARI	ARI	ARI	ARI	ARI	ARI	ARI	ARI	ARI	ARI	ARI	ARI	ARI	ARI	ARI	ARI
WM	OAK	DET	DET	DET	DET	DET	DET	DET	DET	DET	DET	DET	DET	DET	DET	DET	DET	DET	DET
WS	SEA	SEA	SEA	SEA	SEA	SEA	SEA	SEA	SEA	SEA	SEA	SEA	SEA	MIL	MIL	MIL	MIL	MIL	MIL

Fort Wayne TinCaps

2014 vs. TinCaps

Day	Date	Site	Time
Mon.	5/5	Lansing	7:05 pm
Tues.	5/6	Lansing	10:35 am
Wed.	5/7	Lansing	7:05 pm
Thurs.	5/22	Fort Wayne	7:05 pm
Fri.	5/23	Fort Wayne	7:05 pm
Sat.	5/24	Fort Wayne	7:05 pm
Tues.	6/10	Fort Wayne	7:05 pm
Wed.	6/11	Fort Wayne	7:05 pm
Thurs.	6/12	Fort Wayne	7:05 pm
Mon.	8/4	Fort Wayne	7:05 pm
Tues.	8/5	Fort Wayne	7:05 pm
Wed.	8/6	Fort Wayne	12:05 pm
Tues.	8/12	Lansing	7:05 pm
Wed.	8/13	Lansing	7:05 pm
Thurs.	8/14	Lansing	7:05 pm


All-Time Series Results

Year	Home	Road	Total
1996	4-4	4-4	8-8
1997	6-2	3-5	9-7
1998	4-4	3-6	7-10
1999	7-2	3-5	10-7
2000	3-5	3-5	6-10
2001	6-0	3-6	9-6
2002	4-2	3-4	7-6
2003	5-3	3-5	8-8
2004	6-2	3-5	9-7
2005	7-2	4-3	11-5
2006	4-3	5-2	9-5
2007	4-2	4-4	8-6
2008	8-4	4-4	12-8
2009	0-3	6-6	6-9
2010	2-9	4-6	6-15
2011	1-4	5-6	6-10
2012	5-5	3-3	8-8
2013	1-4	2-9	3-13

All-Time Won-Lost	142-148
Won-Lost at Lansing	77-60
Won-Lost at Fort Wayne	65-88
Postseason Series (W-L)	2-1 (4-2)

Parkview Field

opened 2009
336 LF, 400 CF, 318 RF
Capacity - 8,100
1301 Ewing St,
Fort Wayne, IN 46802



Manager Michael Collins
Pitching Coach Burt Hooton
Hitting Coach Morgan Burkhardt
Athletic Trainer Ricky Huerta

Parent Club San Diego Padres (1999)
Owned/Operated Hardball Capital
Principal Owner Jason Freier
Team President Mike Nutter
Broadcasters Mike Couzens, John G. Nolan, Mike Maahs
Media Relations Mike Couzens
Contact couzens@tincaps.com
Phone (260) 482-6400
Fax (260) 471-4678
Website tincaps.com

Visiting Hotel Quality Inn
Address 1150 S. Harrison St., Fort Wayne, IN 46818
Phone (260) 489-5554
Fax (260) 489-6450
Contact Rhonda Jacquay

History vs. the Fort Wayne Wizards, 1996-2008

The Lugnuts were 113-93 in 13 seasons against the Wizards, including a dominating 68-35 in Michigan's state capital and a perfectly mediocre 45-58 at Memorial Stadium in Johnny Appleseed Park, affectionately known as The Castle. (Historical footnote: The Castle hosted Alex Rodriguez's first professional home run, when A-Rod was a member of the Appleton Foxes, now the Wisconsin Timber Rattlers.)

History vs. the Fort Wayne TinCaps, 2009-2013

In 2009, Fort Wayne rebranded itself as the TinCaps, moved into gorgeous Parkview Field, and began treating the Lugnuts rudely. During the past five seasons, Lansing is just 29-55 against the 'Caps: 9-25 in Michigan and 20-30 in Indiana.

Toronto Blue Jays MiLB Changes Since 2005

The Lugnuts joined the Toronto organizational ladder leading into the 2005 season. Over that time, there have been the following changes elsewhere in the system:

- The Blue Jays' **Triple-A** team changed from the International League's Syracuse SkyChiefs (1978-2008, renamed the Chiefs in December 2006) to the Pacific Coast League's Las Vegas 51s (2009-2012) to the International League's Buffalo Bisons (2013-present).
- The Blue Jays' **Double-A** team has remained the Eastern League's New Hampshire Fisher Cats (2003-present).
- The Blue Jays' **A-Advanced** team has remained the Florida State League's Dunedin Blue Jays (1985-present).
- The Blue Jays' **Short-Season A** team changed from the New York-Penn League's Auburn Doubledays (2001-2010) to the Vancouver Canadians (2011-present).
- The Blue Jays' **Rookie** team changed from the Appalachian League's Pulaski Blue Jays (2003-2006) to the Gulf Coast League Jays (2007-present), adding a second rookie-level team in the Bluefield Blue Jays (2011-present).

Great Lakes Loons

2014 vs. Loons

Day	Date	Site	Time
Wed.	5/28	Lansing	7:05 pm
Thurs.	5/29	Lansing	7:05 pm
Fri.	5/30	Lansing	7:05 pm
Sat.	6/7	Lansing	7:05 pm
Sun.	6/8	Lansing	2:05 pm
Mon.	6/9	Lansing	7:05 pm
Fri.	6/13	Midland	7:05 pm
Sat.	6/14	Midland	7:05 pm
Sun.	6/15	Midland	3:05 pm
Fri.	6/27	Midland	7:05 pm
Sat.	6/28	Midland	7:05 pm
Sun.	6/29	Midland	3:05 pm
Mon.	6/30	Midland	7:05 pm
Fri.	7/4	Lansing	7:05 pm
Sat.	7/5	Lansing	7:05 pm
Sun.	7/6	Lansing	2:05 pm
Fri.	8/1	Midland	7:05 pm
Sat.	8/2	Midland	7:05 pm
Sun.	8/3	Midland	3:05 pm

All-Time Series Results

Year	Home	Road	Total
2007	7-1	6-4	13-5
2008	6-5	2-1	8-6
2009	3-5	2-6	5-11
2010	2-5	5-5	7-10
2011	7-4	1-5	8-9
2012	7-2	5-7	12-9
2013	6-4	4-6	10-10

All-Time Won-Lost	63-60
Won-Lost at Lansing	38-26
Won-Lost at Midland	25-34
Postseason Series (W-L)	0-0 (0-0)

Dow Diamond

opened 2007
332 LF, 400 CF, 325 RF
Capacity - 5,200
825 E. Main St,
Midland, MI 48640



Manager Bill Haselman
Pitching Coach Bill Simas
Hitting Coach Johnny Washington
Athletic Trainer Kalie Swain

Parent Club Los Angeles Dodgers (2007)
Owner / Operator Michigan Baseball Operations
President Paul Barbeau
Radio Broadcasters Brad Golder, Jared Sandler
Media Relations Brad Golder
Contact bgolder@loons.com
Phone (989) 837-2255
Fax (989) 837-8780
Website loons.com

Visiting Hotel Holiday Inn, Midland
Address 810 Cinema Dr., Midland, MI 48642
Phone (989) 794-8500
Fax (989) 794-8501
Contact Bill Lucas

1st Half, 2013: The Lugs went 10-1 against the Loons before the All-Star Break, losing only the second meeting of the year.

2nd Half, 2013: The Loons turned the tables with nine straight victories, sweeping a trio of three-game sets. On a memorable July 1st, Chris Hawkins' seeming walkoff single for the Lugnuts was negated by Santiago Nessay failing to touch second base. Great Lakes went on to win in extra innings.

Midwest League Prospect of the Year Award

1996	Britt Reames, RHP	Peoria	2005	Carlos Gonzalez, OF	South Bend
1997	Francisco Cordero, RHP	West Michigan	2006	Cameron Maybin, OF	West Michigan
1998	Pablo Ozuna, SS	Peoria	2007	Clayton Kershaw, LHP	Great Lakes
1999	Corey Patterson, OF	Lansing	2008	Ben Revere, OF	Beloit
2000	Austin Kearns, OF	Dayton	2009	Dee Gordon, SS	Great Lakes
	Albert Pujols, 3B	Peoria	2010	Mike Trout, OF	Cedar Rapids
2001	Adrian Gonzalez, 1B	Kane County	2011	Rymer Liriano, OF	Fort Wayne
2002	Joe Mauer, C	Quad City	2012	Miguel Sano, 3B	Beloit
2003	Prince Fielder, 1B	Beloit	2013	Byron Buxton, OF	Cedar Rapids
2004	Brian Dopirak, 1B	Lansing			

Midwest League MVP / Player of the Year Award

1996	Larry Barnes, 1B	Cedar Rapids	2006	Jeff Baisley, OF	Kane County
1997	Robert Fick, 1B	West Michigan	2007	Gorkys Hernandez, OF	West Michigan
1998	Pablo Ozuna, SS	Peoria	2008	Ben Revere, OF	Beloit
1999	Aaron McNeal, 1B	Michigan	2009	Dee Gordon, SS	Great Lakes
2000	Albert Pujols, 3B	Peoria		Kyle Russell, OF	Great Lakes
2001	Adrian Gonzalez, 1B	Kane County	2010	Mike Trout, OF	Cedar Rapids
2002	Jason Stokes, 1B	Kane County	2011	Rymer Liriano, OF	Fort Wayne
2003	Prince Fielder, 1B	Beloit	2012	Kevin Pillar, OF	Lansing
2004	Brian Dopirak, 1B	Lansing	2013	Byron Buxton, OF	Cedar Rapids
2005	Carlos Gonzalez, OF	South Bend			

Lake County Captains

2014 vs. Captains

Day	Date	Site	Time
Fri.	4/4	Eastlake	6:30 pm
Sat.	4/5, G1	Eastlake	1:00 pm
	4/5, G2	Eastlake	3:45 pm
Sun.	4/6	Eastlake	1:30 pm
Mon.	4/21	Lansing	7:05 pm
Tues.	4/22	Lansing	7:05 pm
Wed.	4/23	Lansing	7:05 pm
Thurs.	4/24	Lansing	7:05 pm
Tues.	7/8	Eastlake	7:00 pm
Wed.	7/9	Eastlake	11:00 am
Thurs.	7/10	Eastlake	7:00 pm
Sun.	8/24	Lansing	5:05 pm
Mon.	8/25	Lansing	7:05 pm
Tues.	8/26	Lansing	7:05 pm

All-Time Series Results

Year	Home	Road	Total
2010	1-5	2-4	3-9
2011	6-6	4-2	10-8
2012	7-3	3-4	10-7
2013	5-4	7-5	12-9

All-Time Won-Lost	35-33
Won-Lost at Lansing	19-18
Won-Lost at Eastlake	16-15
Postseason Series (W-L)	0-0 (0-0)

Classic Park

opened 2003
 320 LF, 400 CF, 320 RF
 Capacity - 6,157 + GA
 35300 Vine St.,
 Eastlake, OH 44095



Manager	Mark Budzinski
Pitching Coach	Rigo Beltran
Hitting Coach	Shaun Larkin
Athletic Trainer	Matt Beauregard

Parent Club	Cleveland Indians (2003)
Chairman/Secretary/Treasurer	Peter Carfagna
Vice Chairman	Rita Carfagna
Vice President	Ray Murphy
Vice President & General Manager	Brad Seymour
Radio Broadcasters	Craig Deas, Tim O'Brien
Media Relations	Craig Deas
Contact	cdeas@captainsbaseball.com
Phone	(440) 975-8085
Fax	(440) 975-8958
Website	captainsbaseball.com

Visiting Hotel	Red Roof Inn
Address	4166 State Route 306, Willoughby, OH 44094
Phone	(440) 946-9872
Fax	(440) 946-3624
Contact	Ken Metzdorf

Feats of Clayton

Clayton McCullough was a backup catcher on the inaugural 2003 Captains. Five years later, McCullough skipped the Lugnuts to an Eastern Division title. During the last two years, he managed the Vancouver Canadians to back-to-back Northwest League titles (part of a string of three consecutive championships for the C's). This season, Clayton McCullough is Toronto's Coordinator of Instruction, the first season that the role has been introduced.

Long-Distance Relationships

(source: GlobeFeed.com)

The Lake County Captains are close to the Cleveland Indians in more ways than one. Lake County is affiliated with the Tribe -- and the city of Eastlake is just under 17 miles away from the city of Cleveland.

The distances between farm clubs and their parent clubs in the Midwest League, from nearest to farthest:

Midwest League Team	Midwest League City	Major League City	Distance
1. Lake County Captains	Eastlake, OH	Cleveland, OH	16.56 miles
2. Kane County Cougars	Geneva, IL	Chicago, IL	33.81 miles
3. Dayton Dragons	Dayton, OH	Cincinnati, OH	43.6 miles
4. Wisconsin Timber Rattlers	Appleton, WI	Milwaukee, WI	88.25 miles
5. West Michigan Whitecaps	Comstock Park, MI	Detroit, MI	142 miles
6. Peoria Chiefs	Peoria, IL	St. Louis, MO	146 miles
7. Cedar Rapids Kernels	Cedar Rapids, IA	Minneapolis, MN	221 miles
8. Lansing Lugnuts	Lansing, MI	Toronto, ON	267 miles
9. Bowling Green Hot Rods	Bowling Green, KY	St. Petersburg, FL	664 miles
10. Quad Cities River Bandits	Davenport, IA	Houston, TX	855 miles
11. South Bend Silver Hawks	South Bend, IN	Phoenix, AZ	1518 miles
12. Burlington Bees	Burlington, IA	Anaheim, CA	1542 miles
13. Clinton LumberKings	Clinton, IA	Seattle, WA	1614 miles
14. Beloit Snappers	Beloit, WI	Oakland, CA	1773 miles
15. Fort Wayne TinCaps	Fort Wayne, IN	San Diego, CA	1850 miles
16. Great Lakes Loons	Midland, MI	Los Angeles, CA	1941 miles

South Bend Silver Hawks

2014 vs. Silver Hawks

Day	Date	Site	Time
Sun.	5/25	South Bend	4:05 pm
Mon.	5/26	South Bend	2:05 pm
Tues.	5/27	South Bend	10:35 am
Wed.	6/4	Lansing	7:05 pm
Thurs.	6/5	Lansing	7:05 pm
Fri.	6/6	Lansing	7:05 pm
Fri.	8/15	South Bend	7:35 pm
Sat.	8/16	South Bend	7:05 pm
Sun.	8/17	South Bend	2:05 pm
Thurs.	8/21	Lansing	7:05 pm
Fri.	8/22	Lansing	7:05 pm
Sat.	8/23	Lansing	7:05 pm
Sat.	8/30	Lansing	7:05 pm
Sun.	8/31	Lansing	7:05 pm
Mon.	9/1	Lansing	2:05 pm

All-Time Series Results

Year	Home	Road	Total
1996	4-4	6-2	10-6
1997	5-3	6-2	11-5
1998	7-1	7-2	14-3
1999	5-3	5-3	10-6
2000	5-3	5-3	10-6
2001	6-2	4-3	10-5
2002	4-3	5-2	9-5
2003	0-5	3-6	3-11
2004	3-5	3-5	6-10
2005	1-2	2-6	3-8
2006	5-2	3-8	8-10
2007	6-4	2-4	8-8
2008	7-1	11-5	18-6
2009	3-8	4-6	7-14
2010	3-3	3-3	6-6
2011	3-4	6-4	9-8
2012	5-1	6-3	11-4
2013	3-4	2-4	5-8

All-Time Won-Lost	153-121
Won-Lost at Lansing	72-54
Won-Lost at South Bend	81-67
Postseason Series (W-L)	2-0 (4-0)

Stanley Coveleski Regional Stadium

opened 1987

336 LF, 405 CF, 336 RF
Capacity - 5,000 + GA
501 W. South St.,
South Bend, IN 46601



Manager	Mark Haley
Pitching Coach	Doug Bochtler
Hitting Coach	Johnathan Mathews
Athletic Trainer	Rafael Freitas
Strength Coach	Skyler Zarndt

Parent Club	Arizona Diamondbacks (1997)
President	Joe Hart
V.P.-Corp. Partnership/Business Development ..	Nick Brown
Director of Finance	Cheryl Carlson
Assistant GM - Tickets	Andy Beuster
Assistant GM - Operations	Peter Argueta
Contact	jhart@silverhawks.com nbrown@silverhawks.com
Phone	(574) 235-9988
Fax	(574) 235-9950
Website	silverhawks.com

Visiting Hotel	Double Tree by Hilton
Address	123 N. St. Joseph St., South Bend, In 46601
Phone	(574) 234-2000
Fax	(574) 234-2252
Contact	LeAnn Allen

South Bend has the only artificial turf field in the Midwest League.

The Great Hales

Reigning MWL Manager of the Year Mark Haley was placed at the helm in South Bend in 2005, where he promptly skippered his Diamondbacks farmhands to an 84-56 record and a Midwest League title. Since then, he has become an institution in both the city and the league, managing players as talented as Carlos Gonzalez, Justin Upton, Gerardo Parra, Brett Anderson, Ryan Cook, Wade Miley, Chris Owings, Matt Davidson, Zach Walters, David Holmberg and Archie Bradley; reaching the playoffs six times, including the Championship Series last year; and recording an overall mark of 635-610.

Hall of Famer Stan Coveleski

Of all of the stadiums in the Midwest League, South Bend's home park has the most widely used nickname: "The Cove." The namesake of the ballpark was born Stanislaus Kowalewski (1889-1984) of Shamokin, PA. The younger brother of famed "(New York) Giant Killer" Harry Coveleski, Stan enjoyed even greater Major League success. His strength was a nasty spitball, helping him compile a won-lost record of 215-142 and an ERA of 2.89 for the Philadelphia Athletics, Cleveland Indians, Washington Senators and New York Yankees in a career spanning from 1912 to 1928. Afterward, Stan retired to South Bend where he became a local icon.

Coveleski was brought back into the national spotlight by Lawrence Ritter's *Glory of Their Times*, chronicling interviews with ballplayers from the early 20th century. Three years after the book came out in 1966, Coveleski was inducted into the Baseball Hall of Fame.

Other Minor League ballparks with Major League namesakes include Hank Aaron Stadium (Mobile BayBears), Jackie Robinson Ballpark (Daytona Cubs), (Bill) McKechnie Field (Bradenton Marauders), Mike Lansing Field (Casper Ghosts) and George M. Steinbrenner Field (Tampa Yankees).

West Michigan Whitecaps

2014 vs. Whitecaps

Day	Date	Site	Time
Fri.	5/2	Lansing	7:05 pm
Sat.	5/3	Lansing	7:05 pm
Sun.	5/4	Lansing	2:05 pm
Thurs.	5/8	Comstock Park	6:35 pm
Fri.	5/9	Comstock Park	6:35 pm
Sat.	5/10	Comstock Park	7:00 pm
Tues.	6/24	Lansing	7:05 pm
Wed.	6/25	Lansing	7:05 pm
Thurs.	6/26	Lansing	7:05 pm
Tues.	7/1	Comstock Park	7:00 pm
Wed.	7/2	Comstock Park	7:00 pm
Thurs.	7/3	Comstock Park	7:00 pm
Thurs.	8/7	Lansing	7:05 pm
Fri.	8/8	Lansing	7:05 pm
Sat.	8/9	Lansing	7:05 pm
Mon.	8/18	Comstock Park	7:00 pm
Tues.	8/19	Comstock Park	7:00 pm
Wed.	8/20	Comstock Park	7:00 pm

All-Time Series Results

Year	Home	Road	Total
1996	5-5	3-5	8-10
1997	4-4	4-6	8-10
1998	3-6	4-4	7-10
1999	5-4	5-3	10-7
2000	1-5	4-6	5-11
2001	4-4	2-6	6-10
2002	5-3	3-5	8-8
2003	5-3	3-5	8-8
2004	5-3	3-5	8-8
2005	4-4	4-3	8-7
2006	2-5	3-5	5-10
2007	6-1	3-5	9-6
2008	1-2	6-9	7-11
2009	6-9	1-3	7-12
2010	7-2	3-3	10-5
2011	4-1	8-2	12-3
2012	3-5	5-2	8-7
2013	5-2	6-2	11-4

All-Time Won-Lost.....	145-147
Won-Lost at Lansing.....	75-68
Won-Lost at Comstock Park.....	70-79
Postseason Series (W-L).....	1-4 (4-9)

Fifth Third Ballpark

opened 1994,
renamed in 2002
317 LF, 402 CF, 327 RF
Capacity - 10,091
4500 West River Dr.,
Comstock Park, MI 49321



Manager.....Andrew Graham
Pitching Coach.....Mike Henneman
Hitting Coach.....Nelson Santovenia
Athletic Trainer.....T.J. Obergefell

Parent Club.....Detroit Tigers (1997)
Owner / Operator.....Whitecaps Professional Baseball, LLP
President.....Scott Lane
V.P. of Whitecaps Professional Baseball.....Jim Jarecki
Radio Broadcasters.....Ben Chiswick, Dan Elve
Media Relations.....Ben Chiswick
Contact.....bchiswick@whitecapsbaseball.com
Phone.....(616) 784-4131
Fax.....(616) 784-4911
Website.....whitecapsbaseball.com

The Lugnuts commute to and from West Michigan. The 70-mile drive is the team's only commuter road trip in the league.

Memorable Meetings

June 8, 2013: Lugnuts starters authored only two shutouts all year... and both came on the same day: In Game 1 of a double-header in West Michigan, Ben White blanked the Whitecaps on five hits, 3-0. Kramer Champlin received the spot-start in Game 2 and was brilliant, retiring the first 20 batters. One batter away from a seven-inning perfect game, All-Star Devon Travis bounced a single underneath Emilio Guerrero's glove at short. Champlin responded by striking out Michigan State product Jeff Holm, completing a 10-strikeout gem.

August 9, 2013: The Whitecaps scored two runs in the eighth and three in the ninth to erase a 5-0 deficit, but DH Kevin Paterson lofted a two-run homer (barely) over the wall in right in the bottom of the 12th inning to give the Lugs a 7-5 win.

August 16, 2013: Emilio Guerrero tied a franchise and Midwest League record with six base hits, including a grand slam in a nine-run third inning, as the Lugnuts completed a three-game sweep with a 14-5 win at Fifth Third Ballpark..

Know Your Midwest League Mascots

Eastern Division

Bowling Green Hot Rods
Dayton Dragons
Fort Wayne TinCaps
Great Lakes Loons
Lake County Captains
Lansing Lugnuts
South Bend Silver Hawks
West Michigan Whitecaps

Mascot

Axle, Roscoe
Gem, Heater
Johnny
Lou E. Loon
Skipper, Skippy
Big Lug
Swoop
Crash, Franky

Western Division

Beloit Snappers
Burlington Bees
Cedar Rapids Kernels
Clinton LumberKings
Kane County Cougars
Peoria Chiefs
Quad Cities River Bandits
Wisconsin Timber Rattlers

Mascot

Snappy D. Turtle
Buzz
Mr. Shucks
Louie
Ozzie
Homer
Rascal
Fang, Whiffer

Beloit Snappers

2014 vs. Snappers

Day	Date	Site	Time
Thurs.	4/17	Beloit	7:30 pm
Fri.	4/18	Beloit	7:30 pm
Sat.	4/19	Beloit	3:00 pm

All-Time Series Results

Year	Home	Road	Total
1996	0-4	0-4	0-8
1997	2-2	2-2	4-4
1998	2-2	3-1	5-3
1999	4-0	1-3	5-3
2000	2-2	3-1	5-3
2001	1-3	1-3	2-6
2002	2-2	2-2	4-4
2003	2-2	4-0	6-2
2004	3-1	3-1	6-2
2005	1-3	3-1	4-4
2006	3-1	2-2	5-3
2007	2-2	2-2	4-4
2008	1-2	3-0	4-2
2009	1-2	3-0	4-2
2010	0-0	1-2	1-2
2011	3-0	0-0	3-0
2012	0-0	1-2	1-2
2013	1-2	0-0	1-2

All-Time Won-Lost	64-56
Won-Lost at Lansing	30-30
Won-Lost at Beloit	34-26
Postseason Series (W-L)	1-0 (3-0)

Harry C. Pohlman Field

opened 1982

325 LF, 380 CF, 325 RF

Capacity - 3,501

2301 Skyline Dr.

Beloit, WI 53511



Manager	Rick Magnante
Pitching Coach	Craig Lefferts
Hitting Coach	Lloyd Turner
Athletic Trainer	Brian Thorson
Strength & Conditioning Coach	J.D. Howell

Parent Club	Oakland Athletics (2013)
Owner	Beloit Professional Baseball Association, Inc.
Chairman/President	Dennis Conerton
Director of Tickets & Group Outings	Kelvin Long
Director of Media Relations	Bobby Coon
Contact	bcoon@snappersbaseball.com
Phone / Fax	(608) 363-2272 / (608) 363-0418
Website	snappersbaseball.com

Visiting Hotel	PZAZZ! Hotel at Fun City
Address	3001 Winegard Dr., Burlington, IA 52601
Phone / Fax	(319) 753-2223 / (319) 753-2224
Contact	Dave Walker

Burlington Bees

2014 vs. Bees

Day	Date	Site	Time
Sat.	7/26	Burlington	7:30 pm
Sun.	7/27	Burlington	3:00 pm
Mon.	7/28	Burlington	7:30 pm

All-Time Series Results

Year	Home	Road	Total
1996	1-3	1-3	2-6
1997	2-2	3-1	5-3
1998	2-2	2-2	4-4
1999	3-1	0-4	3-5
2000	4-0	2-2	6-2
2001	1-3	3-1	4-4
2002	3-1	2-2	5-3
2003	3-0	3-1	6-1
2004	2-2	3-1	5-3
2005	2-2	1-3	3-5
2006	4-0	0-4	4-4
2007	2-2	2-2	4-4
2008	1-2	1-2	2-4
2009	1-2	1-2	2-4
2010	0-0	3-0	3-0
2011	1-2	0-0	1-2
2012	0-0	2-1	2-1
2013	1-2	0-0	1-2

All-Time Won-Lost	62-57
Won-Lost at Lansing	33-26
Won-Lost at Burlington	29-31
Postseason Series (W-L)	0-0 (0-0)

Community Field

opened 1947, rebuilt 1973,
renovated in 2005

338 LF, 403 CF, 318 RF

Capacity - 3,200

2712 Mount Pleasant St.,

Burlington, IA 52601



Manager	Bill Richardson
Pitching Coach	Ethan Katz
Hitting Coach	Nathan Haynes
Athletic Trainer	Chris Wells

Parent Club	Los Angeles Angels of Anaheim (2013)
Owner / Operator	Burlington Baseball Association, Inc.
President	Dave Walker
General Manager	Chuck Brockett
Broadcaster / Media Relations	Michael Broskowski
Contact	michael@gobees.com
Phone	(319) 754-5705
Fax	(319) 754-5882
Website	gobees.com

Visiting Hotel	PZAZZ! Hotel at Fun City
Address	3001 Winegard Dr., Burlington, IA 52601
Phone / Fax	(319) 753-2223 / (319) 753-2224
Contact	Dave Walker

Cedar Rapids *Kernels*

2014 vs. Kernels

Day	Date	Site	Time
Fri.	4/11	Lansing	7:05 pm
Sat.	4/12	Lansing	2:05 pm
Sun.	4/13	Lansing	2:05 pm

All-Time Series Results

Year	Home	Road	Total
1996	3-1	1-3	4-4
1997	4-0	2-2	6-2
1998	2-2	3-1	5-3
1999	2-2	3-1	5-3
2000	3-1	1-2	4-3
2001	2-2	2-2	4-4
2002	2-2	1-3	3-5
2003	2-2	2-2	4-4
2004	2-2	2-2	4-4
2005	2-2	1-3	3-5
2006	4-0	2-2	6-2
2007	2-2	1-3	3-5
2008	3-0	1-2	4-2
2009	1-2	0-3	1-5
2010	1-2	0-0	1-2
2011	0-0	2-1	2-1
2012	3-0	0-0	3-0
2013	0-0	0-3	0-3

All-Time Won-Lost.....	62-57
Won-Lost at Lansing.....	38-22
Won-Lost at Cedar Rapids.....	24-35
Postseason Series (W-L).....	0-0 (0-0)

Perfect Game Field at Veterans Memorial Stadium

opened 2002

315 LF, 400 CF, 325 RF
Capacity - 5,300
950 Rockford Rd. SW,
Cedar Rapids, IA 52404



Manager..... Jake Mauer
Pitching Coach..... Ivan Arteaga
Hitting Coach..... Tommy Watkins
Athletic Trainer..... Curtis Simondet
Strength Coach..... David Sneedeen

Parent Club..... Minnesota Twins (2013)
President..... Gary Keoppel
Radio Broadcaster..... Morgan Hawk
Media Relations..... Andy Pantini
Contact..... apantini@kernels.com
Phone / Fax..... (319) 363-3887 / (319) 363-5631
Website..... kernels.com

Visiting Hotel..... Best Western Cooper's Mill
Address..... 100 F Avenue NW, Cedar Rapids, IA 52405
Phone / Fax..... (319) 366-5323 / (319) 366-5323
Contact..... Mikel Addy

Clinton *LumberKings*

2014 vs. LumberKings

Day	Date	Site	Time
Sat.	7/19	Lansing	7:05 pm
Sun.	7/20	Lansing	2:05 pm
Mon.	7/21	Lansing	12:05 pm

All-Time Series Results

Year	Home	Road	Total
1996	2-2	2-2	4-4
1997	2-2	0-4	2-6
1998	2-2	2-2	4-4
1999	2-2	2-2	4-4
2000	2-2	2-2	4-4
2001	3-1	0-4	3-5
2002	3-1	4-0	7-1
2003	2-2	2-2	4-4
2004	1-3	1-3	2-6
2005	3-1	1-3	4-4
2006	3-1	3-1	6-2
2007	1-3	3-1	4-4
2008	0-3	1-2	1-5
2009	1-2	2-1	3-3
2010	2-1	0-0	2-1
2011	0-0	2-1	2-1
2012	1-1	0-0	1-1
2013	0-0	2-1	2-1

All-Time Won-Lost.....	59-60
Won-Lost at Lansing.....	30-29
Won-Lost at Clinton.....	29-31
Postseason Series (W-L).....	0-0

Ashford University Field

opened 1937,
renovated in 2005-2006

335 LF, 401 CF, 325 RF
Capacity - 4,500
537 Ball Park Dr.,
Clinton, IA 52732



Manager..... Scott Steinmann
Pitching Coach..... Cibney Bello
Hitting Coach..... Brent Johnson
Athletic Trainer..... Geoff Swanson
Performance Specialist..... Taylor Nakamura

Parent Club..... Seattle Mariners (2009)
Owner / Operator..... Clinton Baseball Club, Inc
General Manager..... Ted Tornow
Broadcaster / Media Relations..... Cheyne Reiter
Contact..... cheynereiter@lumberkings.com
Phone..... (563) 242-0727
Fax..... (563) 242-1433
Website..... lumberkings.com

Visiting Hotel..... Oak Tree Inn
Address..... 2300 Valley West Court, Clinton, IA 52732
Phone / Fax..... (563) 243-1000 / (563) 243-1003
Contact..... Heather Waldorf

Kane County Cougars

2014 vs. Cougars

Day	Date	Site	Time
Wed.	7/16	Lansing	7:05 pm
Thurs.	7/17	Lansing	7:05 pm
Fri.	7/18	Lansing	7:05 pm

All-Time Series Results

Year	Home	Road	Total
1996	3-1	2-2	5-3
1997	2-2	1-3	3-5
1998	3-1	0-4	3-5
1999	4-0	2-2	6-2
2000	2-2	1-3	3-5
2001	3-1	2-2	5-3
2002	1-3	2-2	3-5
2003	2-2	3-1	5-3
2004	3-1	2-2	5-3
2005	4-0	2-2	6-2
2006	2-1	0-4	2-5
2007	4-0	0-4	4-4
2008	1-2	2-1	3-3
2009	2-1	1-2	3-3
2010	3-0	0-0	3-0
2011	0-0	3-0	3-0
2012	3-0	0-0	3-0
2013	0-0	1-2	1-2

All-Time Won-Lost.....	66-53
Won-Lost at Lansing.....	42-17
Won-Lost at Geneva.....	24-36
Postseason Series (W-L).....	1-0 (3-2)

Fifth Third Bank Ballpark

opened 1991,
renovated in 2009
335 LF, 400 CF, 335 RF
Capacity - 7,400 + lawn
34W002 Cherry Lane,
Geneva, IL 60134



Manager.....	Mark Johnson
Pitching Coach.....	David Rosario
Hitting Coach.....	Tom Beyers
Athletic Trainer.....	Jonathan Fiero

Parent Club.....	Chicago Cubs (2013)
Managing Partners.....	Mike Woleben and Mike Murtaugh
Vice President / General Manager.....	Curtis Haug
Radio Broadcaster.....	Wayne Randazzo
Director of Public Relations.....	Shawn Touney
Contact.....	stouney@kanecountycougars.com
Phone.....	(630) 232-8811
Fax.....	(630) 232-8815
Website.....	kccougars.com

Visiting Hotel.....	Pheasant Run Resort
Address.....	4051 E. Main St., St. Charles, IL 60174
Phone / Fax.....	(630) 584-6300 / (630) 584-9831
Contact.....	Jeanne Hahn, Eric Yarolimek

Peoria Chiefs

2014 vs. Chiefs

Day	Date	Site	Time
Wed.	7/23	Peoria	7:30 pm
Thurs.	7/24	Peoria	8:00 pm
Fri.	7/25	Peoria	8:00 pm

All-Time Series Results

Year	Home	Road	Total
1996	3-1	2-2	5-3
1997	2-2	1-3	3-5
1998	3-1	0-4	3-5
1999	4-0	2-2	6-2
2000	2-2	1-3	3-5
2001	3-1	2-2	5-3
2002	1-3	2-2	3-5
2003	2-2	3-1	5-3
2004	3-1	2-2	5-3
2005	4-0	2-2	6-2
2006	2-2	0-4	2-6
2007	3-1	2-2	5-3
2008	3-0	1-2	4-2
2009	1-2	1-2	2-4
2010	0-0	1-2	1-2
2011	3-0	0-0	3-0
2012	0-0	1-2	1-2
2013	2-1	0-0	2-1

All-Time Won-Lost.....	64-56
Won-Lost at Lansing.....	41-19
Won-Lost at Peoria.....	23-37
Postseason Series (W-L).....	0-1 (1-3)

O'Brien Field

opened 2002
310 LF, 400 CF, 310 RF
Capacity - 7,500
730 SW Jefferson,
Peoria, IL 61602



Manager.....	Joe Kruzal
Pitching Coach.....	Jason Simontacchi (<i>Lugnuts '97</i>)
Hitting Coach.....	Jobel Jimenez
Athletic Trainer.....	Michael Petrarca

Parent Club.....	St. Louis Cardinals (2013)
Owner.....	Peoria Chiefs Community Baseball Club LLC
President.....	Rocky Vonachen
Director of Media & Baseball Operations.....	Nathan Baliva
Contact.....	nathanb@chiefsnet.com
Phone.....	(309) 680-4000
Fax.....	(309) 680-4080
Website.....	peoriachiefs.com

Visiting Hotel.....	Quality Inn & Suites
Address.....	4112 N. Brandywine Dr., Peoria, IL 61614
Phone.....	(309) 685-2556, ext. 501
Fax.....	(309) 685-6272
Contact.....	Erin Ober

Quad Cities River Bandits

2014 vs. River Bandits

Day	Date	Site	Time
Thurs.	4/8	Lansing	7:05 pm
Fri.	4/9	Lansing	7:05 pm
Sat.	4/10	Lansing	7:05 pm

All-Time Series Results

Year	Home	Road	Total
1996	2-2	2-2	4-4
1997	2-2	2-2	4-4
1998	2-2	4-0	6-2
1999	3-1	0-4	3-5
2000	3-1	2-2	5-3
2001	1-3	3-1	4-4
2002	3-1	2-2	5-3
2003	2-2	2-2	4-4
2004	2-2	2-2	4-4
2005	2-2	2-2	4-4
2006	2-2	1-3	3-5
2007	1-3	2-2	3-5
2008	1-2	1-2	2-4
2009	2-1	0-2	2-3
2010	1-2	0-0	1-2
2011	0-0	1-2	1-2
2012	2-1	0-0	2-1
2013	0-0	1-2	1-2

All-Time Won-Lost.....	58-61
Won-Lost at Lansing.....	31-29
Won-Lost at Davenport.....	27-32
Postseason Series (W-L).....	0-1 (0-3)

Modern Woodmen Park

opened 1931,
renamed in 1971 and 2008,
renovated in 1989 and 2002

343 LF, 400 CF, 318 RF
Capacity - 4,204 + lawn
209 South Gaines St.,
Davenport, IA 52802



Manager.....	Omar Lopez
Pitching Coach.....	Dave Borkowski
Hitting Coach.....	Joel Chimelis
Athletic Trainer.....	Michael Rendon
Development Specialist.....	Vince Coleman

Parent Club.....	Houston Astros (2013)
Owner / Operator.....	Main Street Iowa
General Manager.....	Andrew Chesser
Media Relations.....	Marco LaNave
Contact.....	marco@riverbandits.com
Phone / Fax.....	(563) 324-3000 / (563) 324-3109
Website.....	riverbandits.com

Visiting Hotel.....	Clarion Hotel
Address.....	5202 Brady St., Davenport, IA 52806
Phone / Fax.....	(563) 391-1230 / (563) 391-2852
Contact.....	Brent McRae

Wisconsin Timber Rattlers

2014 vs. Timber Rattlers

Day	Date	Site	Time
Mon.	4/14	Appleton	7:35 pm
Tues.	4/15	Appleton	7:05 pm
Wed.	4/16	Appleton	7:05 pm

All-Time Series Results

Year	Home	Road	Total
1996	3-1	1-2	4-3
1997	3-1	2-2	5-3
1998	3-1	2-2	5-3
1999	3-1	1-3	4-4
2000	3-1	2-1	5-2
2001	2-2	1-3	3-5
2002	2-2	1-3	3-5
2003	3-1	0-4	3-5
2004	2-2	3-1	5-3
2005	2-2	3-1	5-3
2006	3-1	2-2	5-3
2007	4-0	3-1	7-1
2008	1-2	1-2	2-4
2009	2-1	3-0	5-1
2010	0-0	2-1	2-1
2011	2-1	0-0	2-1
2012	0-0	3-0	3-0
2013	1-2	0-0	1-2

All-Time Won-Lost.....	69-49
Won-Lost at Lansing.....	39-21
Won-Lost at Appleton.....	30-28
Postseason Series (W-L).....	0-1 (0-2)

Neuroscience Group Field at Fox Cities Stadium

opened 1995

325 LF, 400 CF, 325 RF
Capacity - 4,850 + lawn
2400 North Casaloma Dr.,
Appleton, WI 54913



Manager.....	Matt Erickson
Pitching Coach.....	Elvin Nina
Hitting Coach.....	Ken Dominguez
Coach.....	Chuck Caufield
Athletic Trainer.....	Jeff Paxson

Parent Club.....	Milwaukee Brewers (2009)
Owner / Operator.....	Appleton Baseball Club, Inc.
President / General Manager.....	Rob Zerjav
V.P. / Assistant General Manager.....	Aaron Hahn
Broadcaster / Media Relations.....	Chris Mehring
Contact.....	rattlerradio@timberrattlers.com
Phone / Fax.....	(920) 733-4152 / (920) 733-8032
Website.....	timberrattlers.com

Visiting Hotel.....	Microtel Inn & Suites
Address.....	321 Metro Dr., Appleton, WI 54913
Phone / Fax.....	(920) 997-3121 / (920) 997-3321
Contact.....	Denise Meiselwitz




Lugnuts Hall of Fame



Carlos Ivan Beltran
Outfielder, 1996
Inducted 2010

Member of Opening Day starting lineup in inaugural Lugnuts game. Played 11 games with Lansing. Won 1999 American League Rookie of the Year Award. Five-time All-Star, three-time Gold Glove winner, two-time Silver Slugger in the Majors.




Carlos Alberto Zambrano
Pitcher, 1999
Inducted 2010

At age 18, led Lugnuts with 13 wins in first professional season as full-time starter. Debuted in National League two years later. Pitched no-hitter vs. Houston on 9/14/08. Honored as a three-time All-Star and three-time Silver Slugger in the Major Leagues.



Brian Allan Dopirak
First Baseman, 2003-2004
Inducted 2010

Played on 2003 Midwest League Championship team. Set franchise records in 2004 for homers, RBI, total bases and extra bases, tying records for hits and doubles. Honored as 2004 Midwest League MVP and Midwest League Prospect of the Year.



Donald Corey Patterson
Outfielder, 1999
Inducted 2011

3rd overall pick in 1998 draft starred for Lugnuts in his professional debut, batting .320 with 35 doubles, 17 triples, 20 homers and 33 steals. Named 1999 Midwest League Prospect of the Year. First Lugnut to hit for the cycle, 7/5/99 at South Bend.



Ryan Stewart Theriot
Infielder, 2002-2003
Inducted 2012

Sparkplug shortstop/second baseman helped lead Lansing to 2002 Midwest League Championship Series, topping the Lugnuts in runs scored (75), walks (59) and stolen bases (32). Made Major League debut with the Chicago Cubs in 2005.



Travis James Snider
Outfielder, 2007
Inducted 2013

Toronto's 1st round draft pick (14th overall) in 2006 lived up to that billing by leading the Lugnuts in nearly every offensive category, hitting 35 doubles and 16 homers with 93 RBIs in 118 games. Made MLB debut with the Jays in 2008.

Managers, Coaches and Milestones

All-Time Managerial Statistics

MANAGER	MLB CLUB	YEARS	G	W-L	PCT	PLAYOFFS	W-L	PCT	TITLES
Brian Poldberg	Royals	1996	139	68-71	.489	1996	1-2	.333	-
Bob Herold	Royals	1997-98	276	140-137	.507	1997	7-3	.700	1997
Oscar Acosta	Cubs	1999	140	73-67	.521	1999	2-2	.500	-
Steve McFarland	Cubs	2000	138	70-68	.507	-	-	-	-
Julio Garcia	Cubs	2001-04	554	285-269	.514	2001-2004	13-9	.591	2003
Ken Joyce	Blue Jays	2005-06	276	142-134	.514	2006	2-2	.500	-
Gary Cathcart	Blue Jays	2007	139	78-61	.561	2007	0-2	.000	-
Clayton McCullough	Blue Jays	2008-09	278	130-128	.504	2008	0-2	.000	-
Sal Fasano	Blue Jays	2010	139	70-69	.504	-	-	-	-
Mike Redmond	Blue Jays	2011	137	77-60	.562	2011	4-4	.500	-
John Tamargo, Jr.	Blue Jays	2012-13	276	143-133	.518	2012	0-2	.000	-
TOTAL		18 years	2493	1276-1217	.516	12 berths	29-28	.509	2 rings

All-Time Coaching Staffs

1996	Brian Poldberg, Manager; Mike Mason, Pitching Coach; Curtis Wilkerson, Coach Jeff Stevenson, Athletic Trainer
1997	Bob Herold, Manager; Mike Mason, Pitching Coach; Curtis Wilkerson, Coach Jeff Stevenson, Athletic Trainer
1998	Bob Herold, Manager; Larry Carter, Pitching Coach; Rodney McCray, Coach Jeff Stevenson, Athletic Trainer; Ray Bear, Strength Coach
1999	Oscar Acosta, Manager; Stan Kyles, Pitching Coach; Steve McFarland, Hitting Coach Chris Heitz, Athletic Trainer
2000	Steve McFarland, Manager; Stan Kyles, Pitching Coach; Pat Listach, Hitting Coach Taleen Noradoukian, Athletic Trainer
2001	Julio Garcia, Manager; Mike Anderson, Pitching Coach; Mike Micucci, Hitting Coach Steve Aydt, Athletic Trainer
2002	Julio Garcia, Manager; Mike Anderson, Pitching Coach; Mike Micucci, Hitting Coach Steve Aydt, Athletic Trainer
2003	Julio Garcia, Manager; Mike Anderson, Pitching Coach; Mike Micucci, Hitting Coach Jason Palmateer, Athletic Trainer
2004	Julio Garcia, Manager; Mike Anderson, Pitching Coach; Mike Micucci, Hitting Coach Chuck Baughman, Athletic Trainer
2005	Ken Joyce, Manager; Tom Bradley, Pitching Coach; Charles Poe, Hitting Coach Andrew Muccino, Athletic Trainer; Matt Loeffler, Strength; Peter Liu, Interpreter
2006	Ken Joyce, Manager; Tom Signore, Pitching Coach; Charles Poe, Hitting Coach Chris Vernon, Athletic Trainer
2007	Gary Cathcart, Manager; Tom Signore, Pitching Coach; Charles Poe, Hitting Coach Bob Tarpey, Athletic Trainer
2008	Clayton McCullough, Manager; Tom Signore, Pitching Coach; Justin Mashore, Hitting Coach Bob Tarpey, Athletic Trainer
2009	Clayton McCullough, Manager; Antonio Caceres, Pitching Coach; Justin Mashore, Hitting Coach Dan McIntosh, Athletic Trainer; Brian Pike, Strength & Conditioning;
2010	Sal Fasano, Manager; Antonio Caceres, Pitching Coach; John Tamargo, Jr., Hitting Coach James Gardiner, Athletic Trainer; Elliott White, Strength & Conditioning; Coulson Barbiche, Video
2011	Mike Redmond, Manager; Vince Horsman, Pitching Coach; John Tamargo, Jr., Hitting Coach James Gardiner, Athletic Trainer; Jason Dowse, Strength & Conditioning; Pete Gaglio, Video
2012	John Tamargo, Jr., Manager; Vince Horsman, Pitching Coach; Kenny Graham, Hitting Coach James Gardiner / Shawn McDermott, Athletic Trainer; Jason Dowse, Strength & Conditioning; Ben Grossman, Video Coordinator
2013	John Tamargo, Jr., Manager; Vince Horsman, Pitching Coach; Kenny Graham, Hitting Coach; Drew MacDonald, Athletic Trainer; Jason Dowse, Strength & Conditioning; Brandon Barak, Video

Milestone Wins

#	DATE	OPPONENT	SCORE	WINNER	LOSER
1	April 6, 96	vs. Rockford	18-3	Craig Sanders	Jeff Yoder
100	June 12, 1997	at West Michigan	4-3	Scott Lineweaver	Chad Schroeder
200	August 28, 1998	at South Bend	7-4	Corey Thurman	Javier Lopez
300	May 21, 2000	vs. Burlington	4-2	Stosh Jackson	Matt Borne
400	August 7, 2001	at Kane County	12-6	Todd Wellemeier	Mike McNutt
500	April 22, 2003; Gm. 2	vs. Dayton	4-2	Andy Sisco	Camilo Vazquez
600	June 29, 2004	vs. Clinton	10-6	Robert Ransom	Matt Lorenzo
700	August 26, 2005	vs. Southwest Michigan	3-1	Russ Savickas	Eddie De La Cruz
800	May 21, 2007	at Peoria	5-3 (11)	Paul Phillips	Oscar Bernard
900	June 24, 2008	vs. Great Lakes	2-1	Marc Rzepczynski	Victor Garate
1000	May 1, 2010	vs. Fort Wayne	3-2	Steve Turnbull	Hayden Beard
1100	July 5, 2011	vs. Lake County	6-3	Egan Smith	Bryce Stowell
1200	July 27, 2012	vs. Bowling Green	4-0	Justin Nicolino	Jake Floethe

Historical Timeline

- 1889** - William Mumby manages the first Lansing pro baseball team to a 42-56 record and fourth place.
- 1890** - Under Al Manassau, the team loses 17 of its first 21 games. The Michigan State League folds in June.
- 1895** - The Lansing Senators feature 47-year-old Bud Fowler (born John W. Jackson in Cooperstown), the first professional black baseball player. The team also features John "Jack" Morrissey, who bats .362, and Jack Daley, who bats .397 with 124 runs scored, 143 hits, and 25 home runs.
- 1902** - The Senators shut down operations in August and the Michigan State League disbands soon after.
- 1907** - Playing in the Southern Michigan League, the Senators post a 46-57 record behind the leadership of Lansing native Morrissey, his first of eight seasons as manager. In 1902-03, Morrissey had played with Cincinnati in the National League, batting .258 in 41 games.
- 1908** - Lansing finishes with a middling 60-65 record, but pitcher George Pearce compiles 298 strikeouts and player/manager Morrissey fashions 141 hits to lead the offense.
- 1910** - In Jack Morrissey's finest season at the helm of the Senators, Vic Saier (175 hits) and Homer "Slab" Warner (23 wins) lead Lansing to an 87-52 record, tied for first place with the Kalamazoo Celery Eaters in the eight-team Southern Michigan League. The Celery Eaters defeat the Senators for the league championship.
- 1911** - Slab Warner sets a league record with 26 wins alongside 231 strikeouts. The Senators finish in second place.
- 1912** - Al "Bull" Durham, splitting the season between Lansing and Bay City, sets a league record with 25 homers.
- 1913** - T.H. Nellis collects 146 hits in the Senators' first season in the Southern Michigan Association.
- 1914** - On July 10, the middling 33-35 Senators move to Mount Clemens and become the Bathers, finishing 63-80. The Southern Michigan Association disbands at season's end.
- 1921** - The third-place Senators finish 65-63 in the Central League thanks to 18 wins from Lawrence Reno.
- 1922** - Lansing slips to 60-67, but Les Bell shines with a .329 average. The league shuts down at year's end.
- 1940** - Affiliated with the St. Louis Cardinals as part of Branch Rickey's groundbreaking farm system, the Lancers are the dormat of the six-team Michigan State League despite a dynamic offense. Gerald Burmeister leads the way with a .360 average, 15 home runs and 86 RBI. Teammate Dick Sisler, son of Hall of Famer George Sisler, bats .322; he would later play eight seasons in the Majors.
- 1941** - Renamed the Senators and no longer affiliated, Lansing loses 78 of 113 games, Everett Robinson's .345 average and 95 RBI going for naught. The team and league both disband at season's close.
- 1996** - **Professional baseball returns to Lansing with the Lugnuts**, a Class-A Midwest League affiliate of the Kansas City Royals. The first game played at brand new Oldsmobile Park is between the University of Michigan and Michigan State University on April 3, 1996, won by the Wolverines, 5-4, in 10 innings. The Colorado Silver Bullets, an all-female pro baseball team managed by Hall of Famer Phil Niekro, play at Oldsmobile Park on July 6th, losing to the Madison Stars, 8-1. Over the course of the season, the Lugnuts set a record for Minor League Baseball attendance, drawing 538,326 fans.
- 1997** - The Lugnuts host the **Midwest League All-Star Game** (won by the Eastern Division, 6-5) and win the **Midwest League Championship** after squeaking into the playoffs with a 69-68 record. The season also sees Jose Santiago make his debut with Kansas City, the first Lugnut to reach the Majors.
- 1999** - After missing the playoffs in 1998, the Lugnuts enter 1999 with a new affiliation, switching from the Royals to the Chicago Cubs. It's an exciting season: Lansing both hosts the **All-Star Game** and returns to the postseason behind MWL Prospect of the Year Corey Patterson, who hits for the franchise's first cycle at South Bend on July 5th. In the first round, Lansing sweeps away Michigan in two games before having the tables turned on them in a two-game sweep by Wisconsin.
- 2000** - Ryan Gripp leads the league with a .333 batting average and 166 hits, adding 20 home runs and 92 RBI while Oscar Montero posts a 0.37 ERA, allowing only one ER in 24.1 innings, but the Lugnuts finish 70-68 and miss the playoffs. On June 13th, Clinton's Scott Dunn twirls a 7-0 perfect game against Lansing.
- 2002** - Another All-Star Game and Championship in the same season? Almost. Lansing hosts its third **All-Star Game** (the East defeating the West, 6-3), but falls in the Championship Series to Peoria, 3-games-to-1. In the series finale on September 13th, the Chiefs overcame a 10-2 seventh-inning deficit, scoring eight runs in the ninth to claim a stunning 11-10 victory for the league title.
- 2003** - A memorable April 21st: Donnie Hood hits for the cycle and Justin Jones, Westin O'Brien, Mark Carter combine to throw the first no-hitter in franchise history, blanking Dayton, 15-0. The season gets better from there: Lansing's Keith Butler collects three hits in three at-bats and drives in the game-winning run in the All-Star Game to be named the Star of Stars. The Lugnuts win their second **Midwest League Championship** in dominating fashion, sweeping South Bend in two games, Battle Creek in two games, and Beloit in three games. Starters Anderson Tavares, Carlos Vazquez, and Andy Sisco lead the way, with closer Jason Wylie saving a franchise record 29 games to go along with 1.38 ERA.
- 2004** - Eight different Lugnuts are named to the Midwest League All-Star Team, with Brian Dopirak honored as both the MVP and the Prospect of the Year thanks to a .307 average, 39 home runs, and 120 RBI. Chris Walker adds a franchise record 60 stolen bases. On the mound, catcher-turned-ace Carlos Marmol posts 14 wins and strikes out 154, though he is overshadowed by 21-year-old Sean Marshall, who records a startling 1.11 ERA in seven starts. The season also sees Mark Prior make a pair of rehab starts.
- 2005** - In the off-season, the Lugnuts change affiliations from the Cubs to the Blue Jays. Seven players earn All-Star Game nods including Casey Janssen, who goes a 4-0 in seven starts with a 1.37 ERA and a 38/4 strikeout/walk ratio. On June 2nd, Chip Cannon hits for the cycle in a 14-13, 13-inning victory against Clinton.
- 2007** - The inaugural Crosstown Showdown is held between Michigan State and Lansing on April 3, won 4-3 by the Lugnuts in nail-biting fashion. The season's star is Blue Jays 1st round draft pick Travis Snider, who hits for the cycle in reverse order (amidst a 5-for-5 night) in a 9-3 victory at Fort Wayne on July 7. He finishes the season with a team-leading .313 batting average, 143 base hits, 16 home runs, and 93 runs batted in. On August 25, there is a different reason to celebrate as the Lugnuts welcome in Oldsmobile Park's 5,000,000th fan.
- 2008** - Behind 28-year-old first-year manager Clayton McCullough and seven MWL All-Stars, the Lugnuts win their first division title since 1999, wrapping up the first-half Eastern Division title.
- 2009** - On April 16th, a record crowd of 12,992 watches the third installment of the Crosstown Showdown on April 16. The Spartans squash the Lugnuts, 12-2, for their first win in the series.
- 2010** - Oldsmobile Park is renamed Cooley Law School Stadium in the off-season. Former Major League catcher Sal Fasano makes his managerial debut in the Lugnuts dugout. On May 1st, Chris Hopkins' game-winning RBI single in the bottom of the ninth lifts the Lugnuts to their 1,000th all-time victory, 3-2 over Fort Wayne.

2011 - Steered by MWL Manager of the Year Mike Redmond and spearheaded by MWL Midseason/Postseason All-Star outfielders Michael Crouse and Jake Marisnick, the Lugnuts qualify for the playoffs via tiebreaker on the last day of the first half. On September 9th, one out away from elimination against powerful Dayton in Game 2 of their 1st round series, the Lugs received a dramatic two-run game-winning home run from second baseman Matt Nuzzo, starting a string of four consecutive playoff victories vs. Dayton and Fort Wayne to clinch the division title. However, the Lugs are swept in three games by Quad Cities in the Championship Series. The season also included a streak of 27 scoreless innings from Drew Hutchison before his midseason promotion to the Florida State League.

2012 - A record-setting season from the first day, as a stadium-best crowd of 12,997 witnesses the season-opening Cross-town Showdown. The Lugnuts open the year with seven straight wins en route to setting franchise records with a 47-22 first half and an 82-55 season, winningest in team history. The Lugs also tie the team record with 20 wins in May, a month that saw Kevin Pillar tie the franchise and league record with a 6-for-6 game in a 16-4 rout at the Dayton Dragons on May 12th, finishing the night with a ninth inning grand slam. Two days later, catcher Carlos Perez caught a popped-up bunt and started a 2-4-3 triple play at Dayton. At season's end, Pillar is voted league MVP and first-year manager John Tamargo, Jr. is honored as Midwest League Manager of the Year. Perhaps the team's headline-stealers, however, were a trio of remarkable pitching prospects: Noah Syndergaard, Aaron Sanchez and Justin Nicolino.

2013 - A young roster skippered by Tamargo and headlined by pitching phenoms Roberto Osuna and Daniel Norris finished the season with a disappointing 61-78 record, gaining dubious attention for being no-hit three times (and one-hit on two other occasions) and for Santiago Nussy's blunder on July 1, neglecting to touch second base on Chris Hawkins's seeming game-winning single in the ninth against Great Lakes. Two season highlights: spot-starter Kramer Champlin came one batter away from a seven-inning perfect game at West Michigan, settling for a 10-strikeout, one-hitter; and Emilio Guerrero went 6-for-6 with a grand slam on August 16 to match the team/franchise records.

Lansing Baseball, Season by Season

Year	League	Class	Name	MLB	W	L	PCT	Place	Teams	Manager
1889	Michigan State		none	none	42	56	.429	4	6	W. Mumby
1890	Michigan State		none	none	4	17	.190	6	6	C. A. Briggs
1895	Michigan State		Senators	none	56	36	.609	2	6	Parshall/Manassau
1897	Michigan State		Senators	none	41	31	.569	5	6	J. Peck
1902	Michigan State	D	Senators	none	35	62	.361	5	6	H. Bowie/W. Niles
1907	South Michigan	D	Senators	none	46	57	.447	T-5	8	J. Morrissey
1908	South Michigan	D	Senators	none	60	65	.480	6	8	J. Morrissey
1909	South Michigan	D	Senators	none	55	69	.441	6	8	J. Morrissey
1910	South Michigan	D	Senators	none	87	52	.626	T-1	8	J. Morrissey
1911	South Michigan	C	Senators	none	79	55	.590	2	8	J. Morrissey
1912	South Michigan	D	Senators	none	63	62	.504	4	8	J. Morrissey
1913	South Michigan	D	Senators	none	54	68	.439	7	8	J. Morrissey
1914	South Michigan	C	Senators	none	33	35	.485	-	-	J. Morrissey
1921	Central	B	Senators	none	65	63	.508	3	6	F. Hunter
1922	Central	B	Senators	none	60	67	.472	5	6	F. Hunter
1940	Michigan State	C	Lancers	StL-NL	44	62	.415	6	6	J. Altenburg
1941	Michigan State	C	Senators	none	35	78	.310	6	6	D. Taylor/R. Wein
1996	Midwest League	A	Lugnuts	KC	68	71	.489	8	14	B. Poldberg
1997*	Midwest League	A	Lugnuts	KC	69	68	.504	7	14	B. Herold
1998	Midwest League	A	Lugnuts	KC	71	69	.507	T-8	14	B. Herold
1999	Midwest League	A	Lugnuts	CHI-NL	73	67	.521	6	14	O. Acosta
2000	Midwest League	A	Lugnuts	CHI-NL	70	68	.507	8	14	S. McFarland
2001	Midwest League	A	Lugnuts	CHI-NL	65	75	.464	9	14	J. Garcia
2002	Midwest League	A	Lugnuts	CHI-NL	74	65	.532	5	14	J. Garcia
2003*	Midwest League	A	Lugnuts	CHI-NL	69	66	.511	T-6	14	J. Garcia
2004	Midwest League	A	Lugnuts	CHI-NL	77	63	.550	T-2	14	J. Garcia
2005	Midwest League	A	Lugnuts	TOR	70	69	.504	7	14	K. Joyce
2006	Midwest League	A	Lugnuts	TOR	72	65	.526	7	14	K. Joyce
2007	Midwest League	A	Lugnuts	TOR	78	61	.561	T-3	14	G. Cathcart
2008	Midwest League	A	Lugnuts	TOR	76	64	.543	3	14	C. McCullough
2009	Midwest League	A	Lugnuts	TOR	54	84	.391	14	14	C. McCullough
2010	Midwest League	A	Lugnuts	TOR	70	69	.504	8	16	S. Fasano
2011	Midwest League	A	Lugnuts	TOR	77	60	.562	3	16	M. Redmond
2012	Midwest League	A	Lugnuts	TOR	82	55	.599	1	16	J. Tamargo, Jr.
2013	Midwest League	A	Lugnuts	TOR	61	78	.439	12	16	J. Tamargo, Jr.

Ballparks of Lansing

1889-1890	Capital City Park
1895	State Park ("Old State Lot") - <i>Sunday games were played at Waverly Park</i>
1897, 1902	Fairgrounds Driving Park
1907-1914	League Park ("Old State Lot")
1921-1922	Community Field ("Central League Park")
1940-1941	Municipal Park
1996-current	Oldsmobile Park, renamed Cooley Law School Stadium in 2010

All-Time Roster, Acosta-Eiland

1.	Acosta, Jhon	2000	49.	Boone, Randy	2008	97.	Conroy, Ken	2000
2.	Adam, Justin	1996	50.	Boring, Richard	1997	98.	Cooper, David	2008
3.	Affeldt, Jeremy	1998	51.	Bormaster, Brian	2006-07	99.	Cooper, Sammy	2001
4.	Ahrens, Kevin	2008, 2010	52.	Bouras, Brad	2002	100.	Corbin, John	2001
5.	Albright, Eric	2001	53.	Bowen, Joe	2011	101.	Cordero, Frangil	2000-01
6.	Alexander, Gordon	1998	54.	Boyd, Matt	2013	102.	Core, Danny	2005
7.	Alvarez, Henderson	2009	55.	Boyer, Kyle	2004	103.	Corrente, David	2005
8.	Alvarez, Lawrence	2001-02	56.	Brechbuehler, Tim	2012	104.	Crawford, Evan	2010
9.	Amado, Jose	1996-97	57.	Brisker, Markus	2009-12	105.	Creighton, Matt	2002-03
10.	Anderson, Charlie	2005	58.	Brito, Juan	1998	106.	Crouse, Michael	2010-12
11.	Anderson, John	2009, 2011	59.	Brown, Eric Michael	2001-02	107.	Crowell, Cody	2008
12.	Anderson, Keto	2001	60.	Brown, Eric	2011-13	108.	Cruz, Juan	2000
13.	Antolin, Dustin	2009-11	61.	Browning, Wil	2013	109.	Cueto, Jose	2000-01
14.	Appier, Kevin	1998	62.	Brua, Phil	2012	110.	Cuotto, Jonas	2009
15.	Armstrong, Jason	2005-06	63.	Bruback, Matt	1999-00	111.	Curry, Chris	2000-01
16.	Arrollado, Courtney	1996	64.	Buckwalter, Ross	2008	112.	Cuthbertson, Brad	2008
17.	Arteaga, Joshua	2002	65.	Burns, Andy	2012	113.	Daly, Matt	2009
18.	Atlee, Thomas	2002	66.	Butler, Jacob	2006	114.	Dant, Larry	1999-00
19.	Avendaño, Javier	2012-13	67.	Butler, Keith	2003	115.	Day, Dewon	2005
20.	Baez, Federico	2002-03	68.	Calderone, Adam	2008	116.	De La Cruz, Henry	1999
21.	Bailey, David	2000	69.	Calero, Enrique "Kiko"	1998	117.	Delaney, Donovan	1998
22.	Baird, Brandon	1997	70.	Cameron, Antoine	2001-02	118.	Delano, Michael	1999
23.	Baksh, Jonathan	2007-08	71.	Campbell, Scott	2007	119.	Delatori, Keola	1999
24.	Baligod, Nick	2012	72.	Campusano, Ed	2004	120.	Del Campo, Jon	2010
25.	Barbara, Mike	2008-09	73.	Cannon, Chip	2005	121.	Delgadillo, Hector	2005-06
26.	Barbier, Blair	2001	74.	Carlsen, Jeff	2002	122.	Dempster, Ryan	2004
27.	Barnes, Danny	2010-11	75.	Carnline, Billy	2006	123.	Deschaine, Jim	2000
28.	Bass, Kevin	2000	76.	Carreño, Joel	2009	124.	DeSciafani, Anthony	2012
29.	Bay, Ronald "Bear"	2004	77.	Carter, Aaron	1998	125.	Dials, Zach	2007
30.	Beck, Casey	2010, 2012	78.	Carter, Lance	1998	126.	Diaz, Eddy	2001-02
31.	Beck, Chad	2009	79.	Carter, Mark	2002-03	127.	Diaz, Misaul	2011
32.	Bell, Bobby	2008	80.	Caruso, Joseph	1998	128.	Dicken, Randy	2006
33.	Bell, Josh	2006-07	81.	Cedeno, Ronny	2001-02	129.	Dillon, Joe	1998
34.	Bell, Kristian	2006	82.	Cepeda, Jose	1996-97	130.	DiPace, Danny	1998
35.	Beltran, Carlos	1996	83.	Champlin, Kramer	2012-13	131.	Doezie, Troy	1997
36.	Beltran, Francis	2000	84.	Chavez, Wilton	2001	132.	Dominguez, Oliver	2010-11
37.	Benik, B.J.	2002-03	85.	Chavez, Johermyn	2008-09	133.	Donahue, Tucker	2013
38.	Berger, Brandon	1997	86.	Cheng, Chi-Hung	2005-06	134.	Dopirak, Brian	2003-04
39.	Berl, Brandon	2011-12	87.	Cherry, Rocky	2003	135.	Dorsett, Chris	1999
40.	Bernal, Manuel	1996	88.	Chirinos, Robinson	2003-04	136.	Dougher, Jimmy	2007-08
41.	Berroa, Yesson	2005-06	89.	Choi, Hee Seop	1999	137.	Douglass, Ryan	1998
42.	Berti, Jon	2012	90.	Coats, Buck	2002-03	138.	Dubois, Jason	2001
43.	Blanton, Jason	2001	91.	Coffee, Gary	1996-97	139.	Duprey, Pete	2000
44.	Blasi, Blake	2001	92.	Cole, Taylor	2013	140.	Durbin, Chad	1997
45.	Blasko, Chadd	2003	93.	Collins, Joel	2008	141.	Durham, Lance	2011
46.	Blosser, Doug	1996-97	94.	Collins, Kevin	2003-04	142.	Dzurilla, Mike	2000
47.	Bly, Derrick	1999	95.	Collins, Tim	2008	143.	Ebarb, C.J.	2008
48.	Boike, Eli	2011	96.	Conner, Seth	2013	144.	Eiland, Eric	2008, 2010

All-Time Roster, Ellis-Lopes

145. Ellis, Steve	2002	193. Gracey, Scott	2010-11	241. Jenkins, Chad	2010
146. Emanuele, Chris	2007, 2009	194. Granato, Anthony	2004	242. Jensen, Tucker	2011
147. Eppeneder, James	2000	195. Graveman, Kendall	2013	243. Jimenez, A.J.	2009-10
148. Escalante, Aleson	2011-12	196. Green, Craig	2003	244. Jongejan, Ferenc	2001
149. Escandon, Emiliano	1996	197. Greenberg, Adam	2002	245. Johnstone, Ben	2000
150. Estanga, Edgar	2007-08	198. Grieve, Tim	1996	246. Johnson, J.J.	2002-03
151. Esterlin, Yban	2002	199. Griffin, Matt	1999	247. Johnson, Matthew	2013
152. Falkenbach, Connor	2005	200. Griffis, Cade	1997	248. Jones, Jonathan	2011
153. Farina, Alan	2008	201. Griffith, Shawn	2011-12	249. Jones, Justin	2003-04
154. Febles, Carlos	1996	202. Gripp, Ryan	2000	250. Jones, Nick	2003
155. Fermin, Andy	2012	203. Gross, Kris	2004	251. Kadish, Ian	2012-13
156. Fernandez, Luis	2009	204. Gsell, Tony	2000	252. Kalita, Ryan	2004
157. Ferreras, Yorkin	2002-04	205. Guerrero, Emilio	2013	253. Katler, Zack	2006
158. Fields, Matt	2010-11	206. Gunderson, Matt	1999	254. Kaysner, Brent	1996
159. Finnieston, Adam	1996	207. Gutierrez, Chris	2006-07	255. Kelton, David	1999
160. Fischer, Sam	2004	208. Guzman, Angel	2002	256. Keng, Po-Hsuan	2005-07
161. Fitzgerald, Ryan	2004	209. Hall, Doug	1999	257. Kervin, Bryan	2009
162. Flores, Jorge	2013	210. Hallmark, Patrick	1996-97	258. Key, Scott	1996, 1998
163. Foli, Dan	2002-03	211. Hanna, Warren	2002	259. Klein, Daniel	2013
164. Fox, Jake	2003-04	212. Harang, Daryl	2005	260. Klosterman, Ryan	2005
165. Francisco, Alfredo	2002, 2004	213. Harper, Jeremy	2005	261. Knecht, Marcus	2011
166. Franko, Paul	2007	214. Harris, Brendan	2001	262. Koch, Ryan	2008-09
167. Fransz, Jason	2003	215. Harris, Josh	2001	263. Kopitzke, Casey	2000
168. Frese, Nate	1999	216. Harrison, Ben	2005, 2007	264. Krawiec, Aaron	2001
169. Fries, Scott	2001	217. Hatch, Anthony	2006	265. Krug, Dustin	1999
170. Fuenmayor, Balbino	09-11, 13	218. Hawkins, Chris	2012-13	266. Kweon, Yoon Min	2001
171. Fukuhara, Pete	1999	219. Hernandez, Jesse	2012	267. Lane, Matt	2007
172. Gagliano, Steve	2000	220. Hernandez, Juan	2010	268. Larsen, Drew	2004
173. Gailey, Frank	2008-09	221. Hetherington, Luke	2005-06	269. Lavery, Tim	2001
174. Garcia, Alberto	2004	222. Hickman, Chuck	2003	270. Lawrence, Casey	2010-11
175. Garibaldi, Anthony	2006	223. Hicks, David	2005-06	271. Lawrie, Brett	2012-13
176. German, Franklin	1999-00	224. Hill, Danny	2005	272. Layne, Jason	1996-97
177. Ghsels, Chuck	2013	225. Hill, Jeremy	1998	273. Leblebajian, Jason	2012-13
178. Giambi, Jeremy	1997	226. Hill, Rich	2003	274. LeBron, Juan	1997-98
179. Ginley, Kyle	2007-08	227. Hines, Matthew	2002	275. Leicester, Jon	2001
180. Girodo, Chad	2013	228. Hobson, K.C.	2010-12	276. Letko, Brian	2008
181. Glenn, Brad	2010	229. Hodges, Kevin	1996	277. Lex, Josh	2005
182. Godfrey, Graham	2007	230. Holguin, Chris	2009	278. Lewis, Peyton	2000
183. Goins, Ryan	2009-10	231. Hood, Donny	2003	279. Leyland, Jordan	2013
184. Goldbach, Jeff	1999	232. Hopkins, Chris	2010	280. Liebel, Andrew	2011
185. Gomer, Jeremy	1999-01	233. Hueston, Stephen	1997	281. Lineweaver, Aaron	1999
186. Gomes, Yan	2010	234. Huggins, Chuck	2009	282. Lirette, Chase	2007, 2009
187. Gonzalez, Alonzo	2013	235. Hurtado, Luis	2011	283. Litsch, Jesse	2011
188. Gonzalez, Edwin	1997-98	236. Hutchison, Drew	2010-11	284. Liuzza, Matt	2007-08
189. Gonzalez, Jeremi	2000	237. Jackson, Justin	2008, '10, '13	285. Longpre, Bryan	2011-12
190. Gonzalez, Jesus	2006	238. Jackson, Stosh	2000	286. Longueira, Anthony	1996, 1998
191. Gonzalez, Reidier	2007	239. Janssen, Casey	2005	287. Lopaze, Danny	2003
192. Gooding, Jason	1997	240. Jaspe, Jonathan	2007-08	288. Lopes, Christian	2013

All-Time Roster, Loup-Richie

289.	Loup, Aaron	2010	337.	Miranda, Tony	1997	385.	Pastornicky, Tyler	2009
290.	Lowe, Ronald	2007	338.	Mitre, Sergio	2002	386.	Patterson, Kevin	2012-13
291.	Maas, Steven	1998	339.	Molina, Nestor	2010	387.	Patton, Cory	2005-06
292.	Magnuson, Trystan	2008	340.	Monahan, Joey	2002-03	388.	Patrick, Brian	2005
293.	Mallory, Andrew	1999	341.	Montañez, Luis	2000-01	389.	Patterson, Corey	1999
294.	Mallory, Mike	2001-02	342.	Montas, Ricardo	1998	390.	Pederson, Justin	1998
295.	Marisnick, Jake	2010-11	343.	Montero, Oscar	2000	391.	Pellow, Kit	1997
296.	Marmol, Carlos	2002, 2004	344.	Moody, Hunter	2009	392.	Peña, Garis	2011
297.	Marquez, Uriak	2004	345.	Mooney, Peter	2011	393.	Penny, Antonia "Tony"	1997
298.	Marshall, Sean	2003-04	346.	Moore, Griffin	1996	394.	Pepe, Alex	2011
299.	Martin, Adrian	2005-07	347.	Moore, Kenderick	1997	395.	Peralta, Juan	2005
300.	Martin, Nick	2001-02	348.	Moreno, Mikel	1999	396.	Perez, Carlos	2011-12
301.	Martinez, Dionnar	2001-02	349.	Moreno, Orber	1997	397.	Perez, Juan	2005
302.	Marze, Dayton	2011	350.	Morrisey, Adam	2001	398.	Perez, Luis	2008
303.	Mastroianni, Darin	2008	351.	Mull, Blaine	1996	399.	Permison, Drew	2011
304.	Mateo, Juan	2004	352.	Mullen, Scott	1997	400.	Peters, Chris	2012
305.	Mathews, Aaron	2005	353.	Mumma, Brad	2006	401.	Petrick, Billy	2004
306.	Matos, Luis	1996	354.	Muñoz, Aaron	2012-13	402.	Pettway, Brian	2006-08
307.	Mauck, Matt	1999-00	355.	Murphy, Griffin	2013	403.	Phillips, Paul	2006-07
308.	Mayora, Yorman	2009	356.	Murphy, Jack	2010-11	404.	Pichardo, Carlos	1998
309.	McDade, Mike	2008-09	357.	Murphy, Matt	1999	405.	Pie, Felix	2003
310.	McElroy, Brad	2010	358.	Murray, Doug	1996	406.	Pierre, Gustavo	2011-13
311.	McFarland, Blake	2012	359.	Myers, Taylor	1997-98	407.	Pignatiello, Carmen	2002
312.	McGehee, Casey	2003	360.	Namba, Bryson	2011-12	408.	Pillar, Kevin	2012
313.	McGuigan, Patrick	2007	361.	Navarro, Ibrahim	1999	409.	Pinero, Juan	1999
314.	McKenzie, Casey	2006	362.	Nelson, Kevin	2007	410.	Pinto, Julio	2007
315.	McKnight, Lukas	2002	363.	Nessy, Santiago	2013	411.	Pinto, Renyel	2001-02
316.	McLaughlin, Joey	2005-06	364.	Nicolino, Justin	2011-12	412.	Pitts, Rick	1996-98
317.	McMullen, Jeremy	2002	365.	Nielsen, Eric	2005	413.	Polanco, Elvis	1999
318.	McQuade, Tony	2004	366.	Nieves, Efrain	2013	414.	Pompey, Dalton	2012-13
319.	Meadows, Tydus	1999	367.	Nolan, Kevin	2010-11	415.	Potts, Jared "Boomer"	2009
320.	Meady, Todd	1997	368.	Nolen, Walt	2004	416.	Powell, Tyler	2011
321.	Medina, Luis	2000	369.	Nolin, Sean	2011	417.	Pratt, Andy	2004
322.	Medina, Tomas	1998	370.	Norris, Daniel	2013	418.	Prior, Mark	2004
323.	Medlin, C.J.	2003-04	371.	Nuzzo, Matt	2011	419.	Quinn, Mark	1996
324.	Medrano, Steve	1997-98	372.	O'Brien, Danny	2008	420.	Quintana, Alberto	2005-06
325.	Mejia, Anderson	2001	373.	O'Brien, Weston	2003-04	421.	Radcliff, Victor	1997-98
326.	Mejia, Carlos	2004	374.	Ochinko, Sean	2010	422.	Ramagli, Matthew	1998
327.	Melendez, Ronnie	2013	375.	Olivero, Pedro	2002	423.	Ramirez, Carlos	2013
328.	Melito, Mark	1996	376.	O'Malley, Ryan	2003	424.	Ramsey, Brad	2000
329.	Mendez, Adalberto	2003-04	377.	Opitz, Shane	2012-13	425.	Rankin, Pierce	2012
330.	Metropoulos, Joey	2006-07	378.	Osuna, Roberto	2013	426.	Ransom, Robert	2004
331.	Metzler, Roderick	1998	379.	O'Toole, Paul	2002-03	427.	Rapada, Clay	2003-04
332.	Meyer, Ajay	2012	380.	Overbey, Seth	2007	428.	Reddout, Chris	2007
333.	Miliano, Hector	2002	381.	Pablos, Rene	2004	429.	Reichert, Daniel	1998
334.	Miller, Chris	2002-03	382.	Palma, Ricardo	1999	430.	Reiman, Jose	2005
335.	Mills, Brad	2008	383.	Pamus, Javier	1998	431.	Reyes, Jose A.	2003
336.	Miniel, Roberto	2001	384.	Paredes, Carlos	1996-97	432.	Richie, Tony	2003

All-Time Roster, Rick Zoccolillo

433. Rick, Alan	2004	481. Sisco, Andrew	2003	529. Urgelles, Jeff	2006
434. Rico, Erik	2005	482. Slavik, Corey	2002	530. Van Buren, Jermaine	2004
435. Ritter, Jason	1996	483. Slover, Brian	2010	531. Van Horn, Ryan	2000
436. Robbins, Michael	1996	484. Smith, Dwight Jr.	2013	532. Van Kirk, Brian	2009
437. Robles, Juan	1996-97	485. Smith, Egan	2010-11	533. Vasquez, Carlos	2003
438. Rocha, Juan	1996	486. Smith, Matthew	1997-98	534. Vega-Rosado, Jorge	2012
439. Rodriguez, Chad	1997	487. Smyth, Steve	1999	535. Velez, Eugenio	2005
440. Rodriguez, Edward	2006-07	488. Snavely, Christian	2005	536. Vessel, Andrew	1999
441. Rodriguez, Manny	2008	489. Snider, Travis	2007	537. Villarreal, Modesto	1996
442. Rodriguez, Yuber	2005-07	490. Sobolewski, Mark	2009-10	538. Walden, Marcus	2011-12
443. Roenicke, Jason	2009	491. Solano, Francisco	1998	539. Waligora, T.P.	1999
444. Rogers, Adam	2006-07	492. Sopko, Mark	2005	540. Walker, Chris	2003-04
445. Rohlicek, Russ	2002	493. Sowers, Josh	2006	541. Wallace, Jeff	1996
446. Rojas, Carlos	2004	494. Spearman, Jemel	2002	542. Ward, Monty	1998
447. Rollins, David	2012	495. Sprowl, Jon-Mark	2000-01	543. Warner, Bryan	2000
448. Rowden, Monte	2000	496. Stein, Ethan	1997	544. Webb, Daniel	2010-11
449. Roy, Scott	2005-06	497. Stidfole, Sean	2006	545. Webb, John	2000
450. Ryan, Jeff	2000	498. Stone, Wes	2007-08	546. Wellemeyer, Todd	2001
451. Ryu, Jae Kuk	2002-03	499. Strickland, Sam	2011	547. Wells, Josh	2009
452. Rzepczynski, Marc	2008	500. Sullivan, Shane	1999	548. Wells, Randy	2003-04
453. Sachs, Brent	2000	501. Sweeney, Kellen	2012-13	549. Welsch, Travis	2002
454. Sadler, Ray	2001	502. Syndergaard, Noah	2011-12	550. Weston, Aron	2002
455. Salas, Francisco "Milo" 2002-04		503. Szuminski, Jason	2000-01	551. White, Ben	2013
456. Sams, Aaron	1999-00	504. Taft, Brett	1997	552. Wice, Joe	2006-07
457. Sanchez, Aaron	2011-12	505. Talley, Jon	2008-10	553. Wideman, A.J.	2005-07
458. Sanchez, Felix	2002	506. Tate, Derek	2006	554. Wiggins, Dan	2000
459. Sanders, Allen	1996-97	507. Tavaraz, Anderson	2003	555. Willett, Reid	2004
460. Sanders, Anthony	2005	508. Taveras, Jose	1998	556. Williams, Micah	1997-98
461. Sanders, Craig	1996	509. Templet, Jordy	2005	557. Williamson, Jeremy	1997-98
462. Santiago, Jose	1996-97	510. Tepera, Ryan	2010	558. Willis, David	1998
463. Savickas, Russ	2005-06	511. Theriot, Ryan	2002-03	559. Wilson, Kenny	2009-10, 12
464. Schaeffer, Chris	2012	512. Thigpen, Curtis	2005	560. Wilson, Kristopher	1998
465. Schafer, Brett	1996-97	513. Thorn, Todd	1996	561. Wolfe, Joey	2005
466. Schimpf, Ryan	2010	514. Thornton-Murray, Jandin	2002	562. Wright, Matt	2010
467. Schrage, Tony	1999	515. Thurman, Corey	1998	563. Wuertz, Michael	1999
468. Schutz, Kipp	2012	516. Tidball, Adam	2004	564. Wylie, Jason	2002-03
469. Schwartz, Randy	2010	517. Timm, Jordan	2005-06	565. Wynegar, Adam	2002
470. Sena, Manny	2006	518. Tolisano, John	2008	566. Yanz, Eric	1998
471. Serro, Ted	2006-07	519. Tomlinson, Goefrey	1998	567. Yates, Kyle	2005
472. Sever, Dave	2010	520. Torres, Leo	1999	568. Ybarra, Tyler	2011-12
473. Shaffar, Ben	2000	521. Torres, Rafael	1998	569. Zamarripa, Tony	1999
474. Shoffit, Sean	2006-07	522. Treanor, Matthew	1996	570. Zambrano, Carlos	1999
475. Shopshire, Ryan	2009-10	523. Tressler, Aaron	2005-06	571. Zick, Jeremy	2007
476. Sierra, Moises	2008	524. Tritz, Noah	2007	572. Zoccolillo, Pete	2000
477. Sikula, Arik	2013	525. Turkamani, Karim	2010		
478. Silver, Travis	2001-02	526. Turnbull, Steve	2010-11		
479. Simontacchi, Jason	1997	527. Turner, Colton	2013		
480. Sing, Brandon	2001	528. Ullery, David	1997		

Major League Lugnuts

Front Office

2014 Lugnuts

2013 Season

Midwest League

History

Blue Jays

Media Info

NAME	YEAR(S) IN LANSING	DATE OF DEBUT	MLB TEAM
1. Jose Santiago	1996-97	June 7, 1997	Kansas City Royals
2. Jeff Wallace	1996	August 21, 1997	Pittsburgh Pirates
3. Jeremy Giambi	1997	September 1, 1998	Kansas City Royals
4. Carlos Beltrán	1996	September 14, 1998	Kansas City Royals
5. Carlos Febles	1996	September 14, 1998	Kansas City Royals
6. Orber Moreno	1997	May 25, 1999	Kansas City Royals
7. Dan Reichert	1998	July 16, 1999	Kansas City Royals
8. Mark Quinn	1996	September 14, 1999	Kansas City Royals
9. Lance Carter	1998	September 15, 1999	Kansas City Royals
10. Scott Mullen	1997	September 24, 1999	Kansas City Royals
11. Chad Durbin	1997	September 26, 1999	Kansas City Royals
12. Kevin Hodges	1996	April 24, 2000	Seattle Mariners
13. Kris Wilson	1998	July 28, 2000	Kansas City Royals
14. Corey Patterson	1999	September 18, 2000	Chicago Cubs
15. Carlos Zambrano	1999	August 20, 2001	Chicago Cubs
16. Juan Cruz	2000	August 21, 2001	Chicago Cubs
17. Brandon Berger	1997	September 9, 2001	Kansas City Royals
18. Corey Thurman	1998	April 5, 2002	Toronto Blue Jays
19. Jeremy Affeldt	1998	April 6, 2002	Kansas City Royals
20. Juan Brito	1998	May 3, 2002	Kansas City Royals
21. Jason Simontacchi	1997	May 4, 2002	St. Louis Cardinals
22. Francis Beltran	2000	June 28, 2002	Chicago Cubs
23. Steve Smyth	1999	August 6, 2002	Chicago Cubs
24. Kit Pellow	1997	August 14, 2002	Kansas City Royals
25. Hee Seop Choi	1999	September 5, 2002	Chicago Cubs
26. Jeremy Hill	1998	September 7, 2002	Kansas City Royals
27. Kiko Calero	1998	April 2, 2003	St. Louis Cardinals
28. Todd Wellemeyer	1999	May 15, 2003	Chicago Cubs
29. David Kelton	1999	June 8, 2003	Chicago Cubs
30. Sergio Mitre	2002	July 22, 2003	Chicago Cubs
31. Felix Sanchez	2002	September 3, 2003	Chicago Cubs
32. Pete Zoccolillo	2000	September 5, 2003	Milwaukee Brewers
33. Mike Wuertz	1999	April 5, 2004	Chicago Cubs
34. Jason Szuminski	2000-01	April 11, 2004	San Diego Padres
35. Jason Dubois	2001	May 19, 2004	Chicago Cubs
36. Matt Treanor	1996	June 2, 2004	Florida Marlins
37. Jon Leicester	2001	June 9, 2004	Chicago Cubs
38. Brendan Harris	2001	July 6, 2004	Chicago Cubs
39. John Webb	2000	August 2, 2004	Tampa Bay Devil Rays
40. Andrew Sisco	2003	April 4, 2005	Kansas City Royals
41. Ronny Cedeño	2001-02	April 24, 2005	Chicago Cubs
42. Ray Sadler	2001	May 8, 2005	Pittsburgh Pirates
43. Joe Dillon	1998	May 18, 2005	Florida Marlins
44. Rich Hill	2003	June 15, 2005	Chicago Cubs
45. Adam Greenberg	2002	July 9, 2005	Chicago Cubs
46. Jermaine Van Buren	2004	August 31, 2005	Chicago Cubs
47. Ryan Theriot	2002-03	September 13, 2005	Chicago Cubs
48. Sean Marshall	2003-04	April 9, 2006	Chicago Cubs
49. Angel Guzman	2002	April 26, 2006	Chicago Cubs
50. Casey Janssen	2005	April 27, 2007	Toronto Blue Jays
51. Jae-Kuk Ryu	2002-03	May 14, 2006	Chicago Cubs
52. Renyel Pinto	2002-03	May 18, 2006	Florida Marlins
53. Carlos Marmol	2003	June 4, 2006	Chicago Cubs
54. Juan Mateo	2003-04	August 3, 2006	Chicago Cubs
55. Ryan O'Malley	2003	August 16, 2006	Chicago Cubs
56. Buck Coats	2003	August 22, 2006	Chicago Cubs
57. Jose A. Reyes	2003	September 13, 2006	Chicago Cubs
58. Felix Pie	2003	April 17, 2007	Chicago Cubs
59. Rocky Cherry	2003	April 23, 2007	Baltimore Orioles
60. Dewon Day	2005	May 28, 2007	Chicago White Sox
61. Curtis Thigpen	2005	June 6, 2007	Toronto Blue Jays
62. Clay Rapada	2003-04	June 14, 2007	Chicago Cubs
63. Jake Fox	2003-04	July 19, 2007	Chicago Cubs
64. Billy Petrick	2004	July 27, 2007	Chicago Cubs
65. Carmen Pignatiello	2002	August 16, 2007	Chicago Cubs
66. Eugenio Velez	2005	September 5, 2007	San Francisco Giants
67. Randy Wells	2003-04	April 5, 2008	Chicago Cubs
68. Luis Montañez	2000-01	April 28, 2008	Baltimore Orioles
69. Travis Snider	2007	August 29, 2008	Toronto Blue Jays
70. Casey McGehee	2003	September 2, 2008	Chicago Cubs

Major League Lugnuts

NAME	YEAR(S) IN LANSING	DATE OF DEBUT	MLB TEAM
71. Brad Mills	2008	June 18, 2009	Toronto Blue Jays
72. Marc Rzepczynski	2008	July 7, 2009	Toronto Blue Jays
73. Adalberto Méndez	2003-04	September 6, 2010	Florida Marlins
74. Tim Collins	2008	March 31, 2011	Kansas City Royals
75. Luis Pérez	2008	April 16, 2011	Toronto Blue Jays
76. David Cooper	2008	April 29, 2011	Toronto Blue Jays
77. Trystan Magnuson	2008	May 17, 2011	Oakland Athletics
78. Graham Godfrey	2007	June 10, 2011	Oakland Athletics
79. Robinson Chirinos	2003-04	July 18, 2011	Tampa Bay Rays
80. Henderson Alvarez	2009	August 10, 2011	Toronto Blue Jays
81. Joel Carreño	2009	August 23, 2011	Toronto Blue Jays
82. Darin Mastroianni	2008	August 24, 2011	Toronto Blue Jays
83. Danny Farquhar	2008	September 13, 2011	Toronto Blue Jays
84. Chad Beck	2009	September 13, 2011	Toronto Blue Jays
85. Chad Beck	2009	September 13, 2011	Toronto Blue Jays
86. Evan Crawford	2010	April 15, 2012	Toronto Blue Jays
87. Drew Hutchison	2010-11	April 21, 2012	Toronto Blue Jays
88. Yan Gomes	2010	May 17, 2012	Toronto Blue Jays
89. Aaron Loup	2010	July 14, 2012	Toronto Blue Jays
90. Moises Sierra	2008	July 31, 2012	Toronto Blue Jays
91. Chad Jenkins	2010	August 7, 2012	Toronto Blue Jays
92. Sean Nolin	2011	May 24, 2013	Toronto Blue Jays
93. Jonathan Diaz	2007	June 29, 2013	Boston Red Sox
94. Jake Marisnick	2010-11	July 23, 2013	Miami Marlins
95. Kevin Pillar	2012	August 14, 2013	Toronto Blue Jays
96. Ryan Goins	2009-10	August 23, 2013	Toronto Blue Jays
97. Daniel Webb	2010-11	September 4, 2013	Chicago White Sox

Every Lugnuts team, its All-Stars, and its Major Leaguers produced (rehabbers excluded):

YEAR	PARENT	W-L	TOTAL PLAYERS	MWL ALL-STARS	MLB	NOTABLE LUGS
1996	Royals	68-71	40	6	7	Carlos Beltrán
1997	Royals	69-68	42	5	8	Chad Durbin
1998	Royals	71-69	44	4	9	Jeremy Affledt
1999	Cubs	73-67	38	4	6	Patterson/Zambrano
2000	Cubs	70-68	42	4	6	Juan Cruz
2001	Cubs	65-75	40	3	9	Ronny Cedeño
2002	Cubs	74-65	48	5	10	Ryan Theriot
2003	Cubs	69-66	44	7	16	Casey McGehee
2004	Cubs	77-63	42	8	11	Carlos Marmol
2005	Blue Jays	70-69	45	7	4	Casey Janssen
2006	Blue Jays	72-65	43	4	-	-
2007	Blue Jays	78-61	43	5	2	Travis Snider
2008	Blue Jays	76-64	43	7	9	Tim Collins
2009	Blue Jays	54-84	38	2	5	Henderson Alvarez
2010	Blue Jays	70-69	45	5	8	Drew Hutchison
2011	Blue Jays	77-60	50	4	4	Jake Marisnick
2012	Blue Jays	82-55	45	7	1	Sanchez/Syndergaard
2013	Blue Jays	61-78	41	4	-	Daniel Norris

YEAR # MIDSEASON ALL-STAR LUGNUTS

1996	6	Jose Cepeda, Mark Melito, Juan Rocha, Mark Quinn, Blaine Mull, Todd Thorn
1997	5	Kit Pellow, Tony Miranda, Steve Medrano, Jason Layne, Chad Rodriguez
1998	4	Juan LeBron, Steve Medrano, Justin Pederson, Goeffrey Tomlinson
1999	4	Corey Patterson, Jeff Goldblach, David Kelton, Tydus Meadows
2000	4	Matt Bruback, Ryan Gripp, John Webb, Pete Zoccolillo
2001	3	Blair Barbier, Luis Montanez, Aaron Krawiec
2002	5	Eric Brown, Carmen Pignatiello, J.J. Johnson, Antoine Cameron, Brad Bouras
2003	7	Buck Coats, Donny Hood, Keith Butler, Jason Wylie, Jae Kuk Ryu, Justin Jones, Andy Sisco
2004	8	Brian Dopirak, Kevin Collins, Chris Walker, Jake Fox, Billy Petrick, Carlos Marmol, Clay Rapada, Adalberto Mendez
2005	7	Chi-Hung Cheng, Chip Cannon, Curtis Thigpen, Jason Armstrong, Casey Janssen, Danny Hill, Juan Peralta
2006	4	Billy Camline, Russ Savickas, Cory Patton, David Hicks
2007	5	Travis Snider, Paul Phillips, Matt Liuzza, Sean Shoffit, Adrian Martin
2008	7	Kevin Ahrens, Justin Jackson, John Tolisano, Brad Mills, Edgar Estanga, Randy Boone, Manny Rodriguez
2009	2	Henderson Alvarez, Brian Van Kirk
2010	5	Chad Jenkins, A.J. Jimenez, Aaron Loup, Ryan Schimpf, Mark Sobolewski
2011	4	Michael Crouse, Marcus Knecht, Jake Marisnick, Steve Turnbull
2012	7	Jon Berti, Chris Hawkins, Ajay Meyer, Justin Nicolino, Kevin Pillar, Aaron Sanchez, Noah Syndergaard
2013	4	Wil Browning, Christian Lopes, Gustavo Pierre, Dalton Pompey

Opening Day Lineups

Front Office

1996, Royals

Carlos Febles	2B
Jose Cepeda	3B
Emiliano Escondon	SS
Gary Coffee	1B
Pat Hallmark	RF
Mark Quinn	LF
Doug Blosser	DH
Carlos Beltran	CF
Matt Treanor	C
Blaine Mull	P

1997, Royals

Jeremy Giambi	DH
Pat Hallmark	C
Brandon Berger	RF
Jason Layne	1B
Kit Pellow	3B
Kenderick Moore	CF
Brett Taft	2B
Vic Radcliff	LF
Steve Medrano	SS
Steve Hueston	P

1998, Royals

Goefrey Tomlinson	CF
Micah Williams	DH
Danny DiPace	1B
Dave Willis	3B
Joe Caruso	2B
Vic Radcliff	RF
Rick Pitts	LF
Jeremy Hill	C
Steve Medrano	SS
Justin Pederson	P

2014 Lugnuts

1999, Cubs

Pete Fukuhara	CF
Tony Schragger	2B
David Kelton	3B
Jeff Goldbach	C
Derrick Bly	DH
Nate Frese	SS
Tyodus Meadows	LF
Matt Mauck	1B
Mikel Moreno	RF
Mike Wuertz	P

2000, Cubs

Ben Johnstone	CF
Mike Dzurilla	2B
Jim Deschaine	LF
Ryan Gripp	3B
Matt Mauck	C
Luis Medina	1B
Tony Gsell	DH
Kevin Bass	RF
Franklin German	SS
Matt Bruback	P

2001, Cubs

Keto Anderson	LF
Luis Montañez	RF
Antoine Cameron	SS
Jason Dubois	DH
Blair Barbier	1B
Chris Curry	C
Mike Mallory	CF
Brandon Sing	3B
Blake Blasi	2B
Wilton Chavez	P

2013 Season

2002, Cubs

Josh Artega	2B
Ronny Cedeño	SS
J.J. Johnson	RF
Brad Bouras	1B
Warren Hanna	C
Mike Mallory	CF
Corey Slavik	3B
Hector Miliano	DH
Buck Coats	LF
Angel Guzman	P

2003, Cubs

Felix Pie	CF
Ryan Theriot	2B
Buck Coats	SS
Matt Creighton	DH
Kevin Collins	1B
J.J. Johnson	RF
Jason Franz	LF
Chris Miller	C
Robinson Chirinos	3B
Andrew Sisco	P

2004, Cubs

Ryan Fitzgerald	CF
Robinson Chirinos	2B
Brian Dopirak	1B
Drew Larsen	DH
Kevin Collins	LF
Jake Fox	C
Kyle Boyer	RF
Alfredo Francisco	3B
Carlos Rojas	SS
Sean Marshall	P

Midwest League

2005, Blue Jays

Yuber Rodriguez	CF
Curtis Thigpen	C
Cory Patton	LF
Chip Cannon	1B
Eric Nielsen	RF
Christian Snavelly	3B
Ryan Klosterman	SS
Joey Wolfe	DH
Juan Peralta	2B
Casey Janssen	P

2006, Blue Jays

Sean Shoffit	2B
Chris Gutierrez	3B
Jacob Butler	RF
Joey Metropoulos	1B
Brian Pettway	LF
Cory Patton	DH
Josh Bell	C
Yuber Rodriguez	CF
Jesus Gonzalez	SS
Chi-Hung Cheng	P

2007, Blue Jays

Chris Gutierrez	2B
Sean Shoffit	1B
Josh Bell	3B
Travis Snider	RF
Yuber Rodriguez	CF
Brian Pettway	LF
Chris Emanuele	DH
Jonathan Jasper	C
Jonathan Diaz	SS
Zach Dials	P

History

2008, Blue Jays

Justin Jackson	SS
Kevin Ahrens	3B
Darin Mastroianni	CF
Jonathan Jasper	C
John Tolisano	2B
Wes Stone	DH
Johermyn Chavez	LF
Mike McDade	1B
Moises Sierra	RF
Trystan Magnuson	P

2009, Blue Jays

Tyler Pastornicky	SS
Kenny Wilson	CF
Brian Van Kirk	DH
Johermyn Chavez	LF
Jon Del Campo	2B
Jon Talley	1B
Mike McDade	C
Balbino Fuenmayor	3B
Markus Brisker	RF
Henderson Alvarez	P

2010, Blue Jays

Kenny Wilson	CF
Ryan Schimpf	2B
Sean Ochinko	C
Balbino Fuenmayor	1B
Ryan Goins	SS
Mark Sobolewski	3B
Jon Talley	DH
Brad Glenn	RF
Eric Eiland	LF
Ryan Shopshire	P

Blue Jays

2011, Blue Jays

Markus Brisker	DH
Carlos Perez	C
Jake Marisnick	CF
K.C. Hobson	1B
Bryson Namba	3B
Gustavo Pierre	SS
Marcus Knecht	LF
Michael Crouse	RF
Garis Pena	2B
Misaul Diaz	P

2012, Blue Jays

Kenny Wilson	CF
Jon Berti	2B
Carlos Perez	C
Kevin Pillar	DH
Kevin Patterson	1B
Markus Brisker	RF
Chris Hawkins	LF
Andy Burns	SS
Kellen Sweeney	3B
Noah Syndergaard	P

2013, Blue Jays

Dalton Pompey	CF
Gustavo Pierre	3B
Christian Lopes	2B
Balbino Fuenmayor	1B
Chris Hawkins	RF
Santiago Nessay	C
Kellen Sweeney	DH
Emilio Guerrero	SS
Ronnie Melendez	LF
Javier Avendaño	P

Media Info

Year-by-Year Statistics

All-Time Team Hitting Statistics

YEAR	AVG	G	AB	R	H	2B	3B	HR	RBI	BB	SO	SB	CS	HB	S	SF	SLG	OBP
1996	.266	139	4824	727	1285	233	41	71	645	528	893	161	67	79	49	44	.376	.346
1997	.278	137	4731	772	1316	276	52	74	685	542	889	162	52	—	29	62	.405	.348
1998	.261	140	4735	695	1237	247	63	89	607	496	989	207	77	72	41	39	.396	.338
1999	.274	140	4670	822	1278	288	60	147	752	619	1031	133	61	70	10	54	.455	.363
2000	.262	138	4616	642	1209	230	25	104	596	456	863	156	70	81	30	42	.390	.336
2001	.270	140	4692	690	1266	270	42	121	635	453	990	91	58	95	28	48	.423	.343
2002	.242	139	4612	572	1114	237	35	67	508	408	855	103	66	75	34	30	.352	.312
2003	.253	135	4481	554	1133	236	30	74	507	394	899	131	64	64	34	39	.368	.320
2004	.264	140	4813	706	1273	250	36	144	647	392	1060	120	50	73	30	44	.421	.327
2005	.257	139	4644	684	1195	239	31	84	619	554	938	108	49	62	18	41	.376	.342
2006	.252	137	4604	608	1159	256	33	98	557	476	1156	122	74	75	17	49	.386	.329
2007	.259	139	4616	718	1194	273	53	104	658	602	1168	77	42	33	33	42	.408	.349
2008	.248	140	4697	569	1165	252	41	66	518	405	1242	126	43	48	21	43	.361	.312
2009	.255	138	4648	616	1184	229	32	94	555	367	1183	167	62	82	22	37	.378	.318
2010	.266	139	4708	642	1250	275	45	75	589	478	1103	186	81	56	31	50	.391	.337
2011	.250	137	4561	691	1142	243	44	88	610	545	1160	154	51	68	5	50	.381	.336
2012	.254	137	4623	672	1174	252	49	75	588	532	1014	178	45	71	40	38	.378	.338
2013	.240	139	4588	581	1103	219	43	79	520	458	1024	138	51	57	23	34	.359	.315
Total	.258	2493	83863	11961	21677	4505	755	1654	10796	8705	18457	2520	1063	1161	285	786	.389	.334

All-Time Team Pitching Statistics

YEAR	W-L	ERA	G	CG	ShO	SV	IP	H	R	ER	HR	HB	BB	SO	WP	BK
1996	68-71	4.28	139	3	6	27	1239.1	1336	739	589	82	89	521	806	110	24
1997	69-68	4.65	137	3	5	27	1197.0	1335	730	618	127	64	400	910	67	10
1998	71-69	4.19	140	1	9	38	1233.2	1216	673	574	76	73	516	991	102	9
1999	73-67	4.73	140	5	4	32	1198.2	1312	750	630	83	60	528	893	92	12
2000	70-68	4.09	138	8	8	35	1193.2	1204	678	542	80	93	561	932	101	9
2001	65-75	4.32	140	8	8	35	1205.0	1293	731	579	98	79	483	1132	88	17
2002	74-65	3.16	139	5	10	36	1226.2	1077	524	431	65	60	438	997	92	9
2003	69-66	3.18	135	5	15	31	1180.1	1052	536	417	43	85	427	1018	98	6
2004	77-63	3.39	140	2	10	38	1248.2	1156	546	471	77	65	387	1109	58	6
2005	70-69	4.17	139	1	3	36	1213.0	1224	634	562	111	67	434	1001	60	9
2006	72-65	3.44	137	0	15	33	1217.0	1177	566	465	74	85	430	1033	75	7
2007	78-61	3.92	139	2	8	44	1205.1	1263	644	525	79	66	385	1004	75	2
2008	76-64	3.05	140	2	12	36	1246.2	1127	524	423	59	73	426	1194	60	14
2009	54-84	4.76	138	3	4	29	1205.0	1364	719	637	77	60	402	964	88	14
2010	70-69	4.17	139	2	6	35	1223.1	1266	663	567	76	58	393	980	83	6
2011	77-60	3.78	137	3	8	44	1189.2	1214	636	500	72	54	378	1056	80	14
2012	82-55	3.45	137	2	16	45	1218.2	1194	563	467	68	55	403	1100	75	15
2013	61-78	4.33	139	2	7	27	1202.1	1211	681	532	76	60	496	1066	151	6
Total	1276-1217	3.93	2493	57	154	628	21844.0	22021	11537	9529	1423	1246	8008	18186	1555	189

Postseason History

YEAR	W-L, PCT	Overall	ASG Host	Finish	Postseason Opposition
1996	68-71, .489	8th	Wisconsin	1st Round	West Michigan (1-2)
1997	69-68, .504	7th	Lansing	Champions	Michigan (2-1), Fort Wayne (2-0), Kane Cty. (3-2)
1998	71-69, .507	T-8th	Clinton	did not qualify	-
1999	73-67, .521	6th	Lansing	2nd Round	Michigan (2-0), Wisconsin (0-2)
2000	70-68, .507	8th	Kane County	did not qualify	-
2001	65-75, .464	9th	Dayton	1st Round	Dayton (0-2)
2002	74-65, .532	5th	Lansing	Lost Championship	Michigan (2-1), West Michigan (2-1), Peoria (1-3)
2003	69-66, .511	T-6th	West Michigan	Champions	South Bend (2-0), Battle Creek (2-0), Beloit (3-0)
2004	77-63, .550	T-2nd	Cedar Rapids	1st Round	West Michigan (1-2)
2005	70-69, .504	7th	Peoria	did not qualify	-
2006	72-65, .526	7th	Quad Cities	2nd Round	South Bend (2-0), West Michigan (0-2)
2007	78-61, .561	T-3rd	Kane County	1st Round	West Michigan (0-2)
2008	76-64, .543	3rd	Great Lakes	1st Round	Dayton (0-2)
2009	54-84, .391	14th	Clinton	did not qualify	-
2010	70-69, .504	10th	Fort Wayne	did not qualify	-
2011	77-60, .562	3rd	Quad Cities	Lost Championship	Dayton (2-1), Fort Wayne (2-0), Quad Cities (0-3)
2012	82-55, .599	1st	Kane County	1st Round	Fort Wayne (0-2)
2013	61-78, .439	12th	Dayton	did not qualify	-

Total Playoff Appearances..... 12
 Playoff Record..... 29-28 (12-10 in series)
 Most Consecutive Appearances..... 4 (2001-2004)

First Round Record..... 14-15 (6-6 in series)
 Second Round Record..... 8-5 (4-2 in series)
 Championship Round Record..... 7-8 (2-2 in series)

Year-by-Year Leaders

Front Office

Year	Batting Average
1996	M. Quinn 302
1997	T. Miranda 341
1998	T. Longuiera 291
1999	H. Choi 321
2000	R. Gripp 333
2001	R. Sadler 341
2002	L. McKnight 295
2003	D. Hood 317
2004	B. Dopirak 307
2005	J. Armstrong 289
2006	J. Metropoulos 270
2007	T. Snider 313
2008	M. Rodriguez 298
2009	J. Chavez 283
2010	S. Ochinko 311
2011	J. Marisnick 320
2012	K. Pillar 322
2013	D. Smith 284

Home Runs
J. Rocha 14
B. Berger 12
J. LeBron 17
C. Patterson 20
R. Gripp 20
J. Dubois 24
Mallory/Bouras 16
K. Collins 14
B. Dopirak 39
Snavelly/Klosterman 11
B. Pettway 16
T. Snider 16
Rodriguez / Sierra 9
J. Chavez 21
B. Glenn 17
M. Knecht 16
K. Patterson 19
K. Patterson 18

Runs Batted In
J. Rocha 83
B. Berger 73
J. LeBron 84
C. Patterson 79
R. Gripp 92
J. Dubois 92
B. Bouras 71
K. Butler 56
B. Dopirak 120
R. Klosterman 69
J. Butler 78
T. Snider 93
M. Rodriguez 71
J. Chavez 89
B. Glenn 69
M. Knecht 86
K.C. Hobson 86
C. Lopes 66

Stolen Bases
P. Hallmark 33
K. Moore 43
M. Williams 33
C. Patterson 33
B. Johnstone 54
L. Montanez 20
R. Theriot 32
B. Coats 32
C. Walker 60
R. Klosterman 30
Y. Rodriguez 24
S. Shoffit 23
D. Mastroianni 30
T. Pastornicky 51
K. Wilson 35
M. Crouse 38
K. Wilson 41
D. Pompey 38

2014 Lugnuts

Year	Hits
1996	J. Cepeda 161
1997	T. Miranda 132
1998	J. Caruso 112
1999	C. Patterson 152
2000	R. Gripp 166
2001	B. Barbier 153
2002	B. Coats 129
2003	F. Pie 144
2004	B. Dopirak 166
2005	J. Armstrong 140
2006	B. Pettway 111
2007	T. Snider 143
2008	K. Ahrens 119
2009	J. Chavez 144
2010	S. Ochinko 128
2011	J. Marisnick 148
2012	K.C. Hobson 135
2013	C. Lopes 122

Runs
J. Cepeda 87
K. Moore 105
J. Caruso 73
C. Patterson 94
R. Gripp 87
A. Morrissey 88
R. Theriot 75
F. Pie 72
B. Dopirak 84
R. Klosterman 95
S. Shoffit 63
S. Shoffit 78
J. Jackson 74
J. Chavez 87
B. Glenn 63
M. Knecht 77
K. Wilson 68
D. Pompey 68

Walks
J. Rocha 68
Layne/Miranda 54
J. Caruso 60
T. Schrage 103
J. Deschaine 69
A. Morrissey 80
R. Theriot 59
B. Coats 64
B. Dopirak 48
C. Snavelly 67
J. Metropoulos 61
J. Diaz 82
J. Jackson 62
B. Van Kirk 60
K. Wilson 51
M. Knecht 67
K.C. Hobson 56
D. Pompey 63

Strikeouts
G. Coffee 141
J. Layne 129
J. LeBron 85
D. Kelton 121
K. Bass 120
M. Mallory 132
M. Mallory 119
K. Collins 116
K. Collins 126
Y. Rodriguez 114
B. Pettway 145
S. Shoffit 133
J. Jackson 154
J. Chavez 137
B. Fuenmayor 123
M. Knecht 124
K. Patterson 124
D. Pompey 107

2013 Season

Midwest League

Year	Wins
1996	B. Mull 15
1997	A. Sanders 12
1998	J. Pederson 13
1999	C. Zambrano 13
2000	K. Conroy 11
2001	T. Wellemeyer 13
2002	C. Pignatiello 9
2003	A. Tavarez 12
2004	C. Marmol 14
2005	D. Core 8
2006	C. Cheng 11
2007	N. Starner 12
2008	E. Estanga 9
2009	H. Alvarez 9
2010	R. Tepera 9
2011	C. Lawrence 11
2012	A. DeSclafani 11
2013	Avendaño/White 8

ERA
J. Santiago 2.57
B. Baird 3.01
L. Carter 0.67
L. Torres 2.74
O. Montero 0.37
F. Jongejan 1.99
E. Brown 0.98
J. Wylie 1.38
S. Marshall 1.11
C. Janssen 1.37
Y. Berroa 1.49
A. Martin 0.83
R. Buckwalter 1.07
F. Gailey 1.93
M. Wright 2.53
S. Gracey 1.44
J. Avendaño 1.48
A. Sikula 1.93

Innings Pitched
B. Mull 174.2
C. Durbin 144.2
J. Pederson 154.0
M. Wuertz 161.1
J. Gomer 135.0
A. Krawiec 153.1
S. Mitre 168.2
A. Tavarez 152.2
R. Bay 168.1
A. Wideman 143.0
C. Cheng 143.1
N. Starner 140.1
L. Perez 137.1
H. Alvarez 124.1
R. Shopshire 138.0
C. Lawrence 125.2
J. Nicolino 124.1
B. White 137.1

Strikeouts
B. Mull 114
O. Moreno 128
J. Pederson 119
M. Wuertz 127
Conroy/Webb 108
A. Krawiec 170
C. Pignatiello 139
A. Tavarez 100
C. Marmol 154
C. Cheng 142
C. Cheng 142
N. Starner 143
L. Perez 137
H. Alvarez 92
R. Shopshire 104
S. Nolin 113
N.Syndergaard 122
T. Cole 101

History

Blue Jays

Year	Games
1996	J. Santiago 54
1997	B. Baird 55
1998	Maas/Carter 43
1999	L. Torres 51
2000	D. Bailey 45
2001	F. Jongejan 48
2002	Y. Ferreras 51
2003	J. Wylie 57
2004	C. Rapada 57
2005	J. McLaughlin 42
2006	J. Timm 40
2007	E. Rodriguez 47
2008	E. Estanga 45
2009	Y. Mayora 47
2010	S. Turnbull 52
2011	D. Barnes 44
2012	A. Meyer 54
2013	A. Sikula 50

Hits Allowed
B. Mull 186
C. Durbin 157
J. Pederson 132
M. Wuertz 191
K. Conroy 151
A. Krawiec 183
S. Mitre 166
A. Tavarez 154
R. Bay 166
A. Wideman 135
C. Cheng 129
N. Starner 161
L. Perez 136
R. Koch/C. Beck 135
R. Shopshire 161
E. Smith 141
A. DeSclafani 145
B. White 152

Earned Runs
J. Wallace 72
C. Durbin 77
R. Douglass 61
M. Wuertz 86
J. Gomer 69
J. Leicester 90
C. Pignatiello 59
C. Vasquez 57
R. Bay 58
A. Wideman 78
K. Bell 53
N. Starner 69
L. Perez 55
R. Koch 74
R. Shopshire 81
E. Smith 50
B. McFarland 57
B. White 66

Walks
C. Parades 69
C. Durbin 53
J. Pederson 62
M. Bruback 87
K. Conroy 78
T. Wellemeyer 70
C. Pignatiello 51
D. Foll 64
C. Marmol 53
C. Cheng 72
C. Cheng 68
K. Ginley 41
L. Perez 51
J. Cuotto 36
Shopshire/Tepera 44
D. Marze/S. Nolin 31
A. Sanchez 51
J. Avendaño 62

Media Info

Opening Day Records

All-Time Opening Day Won-Lost Record.....	7-11
All-Time Home Opener Won-Lost Record.....	11-7
Largest Opening Day Margin of Victory.....	8 runs; Lansing 15, Rockford 7; April 4, 1997
Largest Margin of Loss.....	11 runs; West Michigan 15, Lansing 4; April 5, 2001
Earliest Opening Day.....	April 3, 2003; April 3, 2008
Latest Home Opener.....	Lansing 5, South Bend 4; April 16, 2004
Most Total Runs.....	Lansing 15, Rockford 7; April 4, 1997
Fewest Total Runs.....	Lansing 1, Fort Wayne 0; April 7, 2005

Longest Team Winning Streaks

April 12-21, 2007.....	10.....	West Michigan (1), Great Lakes (4), Kane County (4), Beloit (1)
May 16-23, 2013.....	8.....	Lake County (1), Great Lakes (4), Lake County (3)
May 10-20, 2010.....	8.....	West Michigan (2), Bowling Green (3), Dayton (3)
August 23-30, 2007.....	8.....	South Bend (1), Great Lakes (4), Dayton (3)
May 23-31, 2006.....	8.....	Fort Wayne (5), Southwest Michigan (3)
August 12-21, 2001.....	8.....	Peoria (3), West Michigan (2), Fort Wayne (1), South Bend (2)

Longest Team Losing Streaks

June 27 - July 7, 2013.....	10.....	Fort Wayne (1), Great Lakes (3), Lake County (4), Bowling Green (2)
July 24 - August 2, 2003.....	10.....	Fort Wayne (1), South Bend (8), West Michigan (1)
July 13-21, 2006.....	8.....	Fort Wayne (2), Kane County (4), Peoria (2)
August 16-22, 2002.....	8.....	West Michigan (4), Kane County (3)

Longest Games, Innings

April 23, 2006.....	17 innings.....	W, 4-3, vs. Beloit
June 3, 2006.....	17 innings.....	W, 5-3, at South Bend
April 18, 1997.....	17 innings.....	W, 2-1, vs. Fort Wayne

Win Streak Starting a Half

April 6-12, 2012.....	7.....	GL (3), DAY (3), WM (1)
April 8-14, 2004.....	5.....	Battle Creek (3), Dayton (2)

Losing Streak Starting a Half

April 9-14, 2009.....	4.....	Fort Wayne (3), So. Bend (1)
April 5-8, 2001.....	4.....	West Michigan (4)

Most Runs Scored in a Win

May 14, 2004.....	21-4.....	at Burlington
May 10, 1998.....	20-7.....	vs. Peoria

Most Runs Allowed in a Loss

April 28, 1996.....	20-8.....	at Dayton
1996, '98, '01, '09.....	18 runs.....	several teams

Lopsided Wins by Shutout

April 20, 2003.....	15-0.....	vs. Dayton
Sept. 3, 2004.....	14-0.....	at Kane County
August 1, 2001.....	14-0.....	at Quad City

Lopsided Losses by Shutout

June 14, 2009.....	13-0.....	at Dayton
July 4, 2013.....	13-0.....	vs. Lake County

Lugnuts' No-Hitters

April 21, 2003.....	15-0.....	vs. Dayton
<i>Justin Jones, Westin O'Brien, Mark Carter;</i>		
<i>Donnie Hood hit for the cycle in the same game.</i>		
<i>(see below)</i>		

No-Hitters Against the Lugnuts

June 13, 2000.....	7-0.....	at Clinton (perfect game)
April 14, 2013.....	1-0.....	vs. South Bend (7 inn.)
June 21, 2013.....	14-1.....	at Bowling Green
July 17, 2013.....	1-0.....	at Clinton

Lugnuts to Hit for the Cycle

July 5, 1999.....	Corey Patterson.....	n/a.....	at South Bend
April 21, 2003.....	Donnie Hood.....	W, 15-0.....	vs. Dayton
June 2, 2005.....	Chip Cannon.....	W, 14-13 (13).....	vs. Clinton
July 7, 2007.....	Travis Snider.....	W, 9-3.....	at Fort Wayne
July 26, 2010.....	Brad Glenn.....	W, 9-5.....	vs. Clinton

Single-Game Records

Most Wins, Single-Season

Season	82 (2012)
Home, season	46 (1999)
Road, season	39 (2011)
Half	47 (2012, 1st half)
Month	20 (Aug 1996, May 2012)
Consecutive	10 (April 12-21, 2007)
Home, consecutive	17 (Aug 4, 2007 - Apr 9, 2008)
Road, consecutive	8 (twice)

Most Losses, Single-Season

Season	84 (2009)
Home, season	45 (2009)
Road, season	42 (1999)
Half	43 (2001, 2009)
Month	16 (July 2003)
Losses, consecutive	10 (twice)
Home, consecutive	6 (July 6-Aug 7, 2003)
Road, consecutive	9 (July 30-Aug 11, 1998)

Pitcher Game Highs

Strikeouts	17 (Aaron Krawiec, 4/29/01)
Walks	9 (Rich Hill, 5/2/03)
Homers	3 (several; last: Alonzo Gonzalez, 5/4/13)
Wild pitches	4 (Ben White, 8/29/13)

Player Game Highs

Runs	5 (twice; last: Dalton Pompey, 8/26/13)
Hits	6 (3 times; last: Emilio Guerrero, 8/16/13)
Doubles	4 (Nate Frese, 5/25/99)
Homers	5 (twice; last: 6/15/08)
Triples	2 (many; last: Chris Hawkins, 7/29/13)
Homers	3 (3 times; last: Jason DuBois, 8/30/01)
RBI's	8 (Ryan Gripp, 4/15/00)
Strikeouts	5 (twice; last: John Tolisano, 5/19/08)
Walks	4 (many; last: Chris Hawkins, 8/26/13)
Steals	3 (many; last: Carlos Ramirez, 8/9/13)
Errors	4 (Gustavo Pierre, 4/26/11)

Game Highs

Margin of victory	21-4 (vs. BUR, 5/14/04)
Margin of defeat	18-2 (vs. FW, 8/7/96)
Runs	21 (21-4, 5/14/04)
Runs, inning	11 (twice; last: 6/15/08)
Runs allowed	20 (vs. WIS, 4/28/96)
Runs, both teams	18-17 loss to MICH (8/31/01)
Base hits	22 (3 times; last: 7/25/12)
Base hits allowed	26 (vs. WIS, 4/28/96)
Doubles	9 (vs. BUR, 5/25/99)
Homers	5 (twice; last: 6/15/08)
Homers allowed	6 (vs. QC, 5/5/97)
Strikeouts (batting)	22 (vs. QC, 8/12/04)
Strikeouts (pitching)	19 (vs. SB, 4/29/01)
Walks (pitching)	15 (vs. WM, 4/19/00)
Walks, inning (pitching)	9 (vs. MICH, 8/2/96)
Walks (batting)	14 (vs. DAY 8/30/07)
Walks, inning (batting)	7 (vs. GL, 6/24/12)
Errors	9 (vs. FW, 6/13/03)

Single-Season, Batting

Batting average278 (1997)
At-bats	4824 (1996)
Runs	822 (1999)
Base hits	1316 (1997)
On-base percentage363 (1999)
Slugging percentage455 (1999)
Steals	207 (1998)
Doubles	288 (1999)
Triples	63 (1998)
Homers	147 (1999)
Strikeouts	1242 (2008)
Walks	619 (1999)
Extra-base hits	495 (1999)

Single-Season, Pitching

Earned run average	3.05 (2008)
Saves	45 (2012)
Innings	1248.2 (2004)
Base hits allowed	1364 (2009)
Complete games	8 (2000, 2001)
Shutouts	16 (2012)
Runs allowed	750 (1999)
Homers allowed	127 (1997)
Strikeouts	1194 (2008)
Walks issued	561 (2000)
Run differential	+160 (2004)
Fewest Errors	116 (2004)
Most Errors	218 (1996)

Game Length

Longest game, innings	17 (several times)
Quickest game (7 inn.)	1:25 (May 31, 2002)
Quickest game (9 inn.)	1:46 (May 24, 2009)
Longest game	5:31 (July 23, 2007, 16 inn.)

Miscellany

Most times getting no-hit, season	3 (2013)
Most games played, team	140 (5 years)
Last triple play, defensively	at DAY, 1-4-3 (5/14/12)

Single-Season Records

Batting Average*

Tony Miranda, 1997.....	.341
Ray Sadler, 2001.....	.341
Ryan Gripp, 2000.....	.333

Home Runs

Brian Dopirak, 2004.....	39
Kevin Collins, 2004.....	33
Jason Dubois, 2001.....	24

Stolen Bases

Christopher Walker, 2004.....	60
Ben Johnstone, 2000.....	54
Tyler Pastornicky, 2009.....	51

On-Base Pct.*

Tony Miranda, 1997.....	.430
Adam Morrissey, 2001.....	.427
Hee Seop Choi, 1999.....	.422

Games

Brian Dopirak, 2004.....	137
Jose Cepeda, 1996.....	135
Ryan Gripp, 2000.....	135

Errors

Buck Coats, 2003.....	51
Jose Cepeda, 1996.....	43
Gustavo Pierre, 2011.....	36

Wins

Blaine Mull, 1996.....	15
Carlos Marmol, 2004.....	14
3 pitchers tied.....	13

Games

Clay Rapada, 2004.....	57
Jason Wylie, 2003.....	57
Adalberto Mendez, 2004.....	56

Games Started

5 pitchers tied.....	28
----------------------	----

Complete Games

Andrew Sisco, 2003.....	3
-------------------------	---

Wild Pitches

Ben White, 2013.....	20
----------------------	----

Hits

Brian Dopirak, 2004.....	166
Ryan Gripp, 2000.....	166
Jose Cepeda, 1996.....	161

Runs Batted In

Brian Dopirak, 2004.....	120
Travis Snider, 2007.....	93
2 players tied.....	92

Doubles

K.C. Hobson, 2012.....	43
Blair Barbier, 2001.....	38
Brian Dopirak, 2004.....	38

Slugging Pct.*

Kevin Collins, 2004.....	.615
Hee Seop Choi, 1999.....	.610
Brian Dopirak, 2004.....	.593

Plate Appearances

Jose Cepeda, 1996.....	624
Brian Dopirak, 2004.....	596
Ben Johnstone, 2000.....	574

Strikeouts

Justin Jackson, 2008.....	154
Brian Pettway, 2006.....	145
Gary Coffee, 1996.....	141

* minimum of 378 plate appearances

Losses

Carlos Vasquez, 2003.....	13
Mike Wuertz, 1999.....	12
Luis Perez, 2008.....	12

Saves

Ajay Meyer, 2012.....	33
Jason Wylie, 2003.....	29
Steve Turnbull, 2010.....	21

Strikeouts

Aaron Krawiec, 2001.....	170
Todd Wellemeyer, 2001.....	167
2 pitchers tied.....	154

Hits

Blaine Mull, 1996.....	186
Aaron Krawiec, 2001.....	183
Jon Leicester, 2001.....	182

* minimum of 0.8 innings pitched per team game

At-Bats

Jose Cepeda, 1996.....	558
Brian Dopirak, 2004.....	541
Ben Johnstone, 2000.....	512

Runs

Kendrick Moore, 1997.....	105
Brian Dopirak, 2004.....	94
Corey Patterson, 1999.....	94

Triples

Corey Patterson, 1999.....	17
Sean Shoffit, 2007.....	13
Adam Morrissey, 2001.....	11

Total Bases

Brian Dopirak, 2004.....	321
Corey Patterson, 1999.....	281
Ryan Gripp, 2000.....	262

Extra Base Hits

Brian Dopirak, 2004.....	77
Corey Patterson, 1999.....	72
Kevin Collins, 2004.....	61

Walks

Tony Schragger, 1999.....	103
Jonathan Diaz, 2007.....	82
Adam Morrissey, 2001.....	80

ERA*

Oscar Montero, 2000.....	0.37
Lance Carter, 1998.....	0.67
Adrian Martin, 2007.....	0.83

Innings Pitched

Blaine Mull, 1996.....	174.2
Todd Thorn, 1996.....	170.2
Sergio Mitre, 2002.....	168.2

Walks

Jon Leicester, 2001.....	117
Aaron Krawiec, 2001.....	108
Mike Wuertz, 1999.....	104

Home Runs

Danny Core, 2005.....	22
A.J. Wideman, 2005.....	21
2 pitchers tied.....	19

The Crosstown Showdown

The Lansing Lugnuts and Michigan State University Spartans began playing the **Crosstown Showdown, presented by Auto-Owners Insurance**, in order to raise interest in the national pastime within the greater Lansing/East Lansing community. The game has been a resounding success, bringing in over 70,000 fans and producing the three largest crowds in stadium history.



- In the inaugural showdown in 2007, Michigan State mounted a ninth-inning rally that put the potential game-tying run on base, only to see Julio Pinto snuff out the bid by striking out Kyle Hurrst to preserve a 4-3 win.
- In 2008, the game was shortened to seven innings. A run-scoring error and a wild pitch in the sixth opened the door for the Lugs to escape with a 4-2 triumph.
- In 2009, MSU picked up its first win, battering starter Scott Gracey for seven runs and cruising to a 12-2 rout in front of a record crowd of 12,992.
- In 2010, the Showdown was scheduled to be played on April 7th, but was postponed due to rain. 19 days later, the Lugnuts exploded for five runs in the fifth against Andrew Webb on their way to a slim 5-4 victory.
- In 2011, the Spartans tallied in the first and fourth innings and held off the Lugnuts late in a slim 2-1 victory.
- In 2012, the Lugs broke a tie with seven runs in the seventh, triumphing 7-0 before 12,997 fans and BTN.
- In 2013, Dwight Smith, Jr. went 4-for-4 with a single, double, triple and walk, and Chris Hawkins homered and drove in four runs, as the Lugnuts routed the Spartans, 10-2, in a seven-inning game.

Notable: Outfielder Eli Boike is the only player to suit up for both the Spartans and the Lugnuts in his career. He took part in Crosstown Showdowns from 2007 through 2009 as a member of the Spartans, then signed with the Toronto Blue Jays as a nondrafted free agent and made his Lugnuts debut in 2011 (though he didn't have the opportunity to play against MSU in the Showdown).

Crosstown Showdown Results

Date	Score	Winning Pitcher	Losing Pitcher	Save	Att.
April 3, 2007	Lansing 4, MSU 3	Kyle Ginley	Nolan Moody	Julio Pinto	6,223
April 24, 2008	Lansing 4, MSU 2	Kyle Walters	A.J. Achter	--	12,862
April 16, 2009	MSU 12, Lansing 2	A.J. Dunn	Scott Gracey	--	12,992
April 26, 2010	Lansing 5, MSU 4	Shawn Griffith	Andrew Webb	Casey Beck	6,778
April 5, 2011	MSU 2, Lansing 1	Stephen Doty	Drew Hutchison	Jeff Kinley	7,212
April 5, 2012	Lansing 7, MSU 0	Roberto Osuna	Ryan Martin	--	12,997
May 1, 2013	Lansing 10, MSU 2	Chase De Jong	Cody Huger		11,619

Individual Player Highs

Hits	4	Dwight Smith, Jr., LAN, 2013
Reaching base	5	Dwight Smith, Jr., LAN, 2013
Runs	3	Dwight Smith, Jr., LAN, 2013
Home Runs	1	3 players, LAN
RBI	4	Chris Hawkins, LAN, 2013
At-Bats	5	9 players
Doubles	2	Jeff Holm, MSU, 2009
Triples	1	2 players
Stolen Bases	4	Jonathan Roof, MSU, 2010
Strikeouts	3	3 players
Walks	4	Markus Brisker, LAN, 2011
Errors	2	3 players

Team Highs

Hits	14	Lansing, 2013
Runs	12	Michigan State, 2009
Home Runs	1	Lansing, 2008, '09, '13
RBI	8	Michigan State, 2009
At-Bats	37	Michigan State, 2009
Doubles	4	Michigan State, 2008
Triples	1	MSU, 2010; LAN, 2013
Stolen Bases	6	Michigan State, 2010
Strikeouts	12	Michigan State, 2012
Walks	12	Lansing, 2007
Errors	4	Lansing, 2009, 2010

Miscellaneous

Most IP	5.0	2 pitchers, LAN
Hits	8	Scott Gracey, LAN, 2009
Runs	7	Scott Gracey, LAN, 2009
Earned Runs	6	Ryan Martin, MSU, 2012
Strikeouts	5	Tim Collins, LAN, 2008
Walks	4	Drew Hutchison, LAN, 2011
Wild Pitches	3	Scott Gracey, LAN, 2009
Most Left on Base	11	Lansing, 2011
Least Left on Base	1	Lansing, 2008
Most Runs, Inning	7	Lansing (7th inn.), 2012
Winning Margin	10	Michigan State, 2009
Pitchers Used	10	Michigan State, 2007
Players Used	26	Michigan St., 2007, '08
Total Pitchers	13	2007 and 2011
Total Players	42	2007 Showdown

Individual Pitching Highs

2007 Crosstown Showdown

Lansing Lugnuts 4, Michigan State Spartans 3
 April 3, 2007 at Oldsmobile Park in Lansing, Michigan

Michigan State							Lansing						
Player	AB	R	H	RBI	BB	SO	Player	AB	R	H	RBI	BB	SO
Jones cf	3	0	1	0	0	1	Rodriguez cf	3	0	1	1	0	1
Hurtt ph/cf	2	0	0	0	0	2	Emanuele cf	1	0	0	0	1	1
Roberts ss	2	0	0	0	0	1	Campbell 2b	3	0	2	1	0	0
Doherty ss	1	0	1	0	0	0	Gutierrez 2b	1	1	0	0	0	0
Gerstenberger 2b	4	0	1	0	0	0	Bell 3b	3	0	0	0	1	1
Day lf	1	0	0	0	0	0	Snider rf	1	0	0	0	3	0
Boike lf	2	1	1	0	0	0	Pettway lf	3	0	0	0	1	1
Kunkel lf	0	1	0	0	1	0	Shoffit 1b	2	1	0	0	2	0
Walker c	4	1	1	0	0	0	Jaspe c	1	0	0	0	0	0
Friedland 1b	3	0	1	1	0	1	Bormaster c	1	0	0	1	1	0
Daws rf	3	0	0	1	0	1	Lane dh	1	1	0	0	1	1
Roof, E 3b	1	0	1	0	1	0	Liuzza ph/dh	1	0	0	0	1	1
Potes ph/3b	2	0	0	0	0	1	Diaz ss	3	1	0	0	1	1
Lee dh	2	0	0	0	0	1	Totals	24	4	3	3	12	7
Dwan ph	1	0	0	0	0	1							
Yahn ph	1	0	1	1	0	0							
Totals	32	3	8	3	2	9							

Score by Innings	R	H	E
Michigan State	0	0	0
Lansing	0	0	1
	1	0	0
	0	0	2
	-	3	8
	1	0	0
	2	0	0
	0	0	0
	0	0	0
	1	0	X
	-	4	3
	1	1	1

E - E. Boike; S. Shoffit. DP - MSU 2; Lansing 2. LOB - MSU 7; Lansing 10. 2B - E. Boike. HBP - C. Roberts; E. Friedland; C. Gutierrez. SH - J. Jaspe. SF - E. Daws. SB - S. Campbell; C. Gutierrez; J. Diaz. CS - D. Jones.

Michigan State							Lansing						
	IP	H	R	ER	BB	K		IP	H	R	ER	BB	K
Brookes	1.0	1	0	0	1	2	Ginley	5.0	3	1	1	1	4
Cullen	1.0	0	0	0	0	1	Starnar	3.2	5	2	2	1	4
MacFarlane	1.0	1	1	1	2	1	Pinto	0.1	0	0	0	0	1
Moody	1.0	1	2	1	2	0							
Dunn	1.0	0	0	0	2	0							
Clausen	1.0	0	0	0	1	2							
Ewert	0.2	0	1	1	2	0							
Wolff	0.1	0	0	0	1	1							
Miller	0.1	0	0	0	1	0							
Monterey	0.2	0	0	0	0	0							

Win - K. Ginley (1-0). Loss - N. Moody (0-1). Save - J. Pinto (1).

HBP - by K. Ginley (E. Friedland); by N. Starnar (C. Roberts); by Q. Ewert (C. Gutierrez). PB - S. Walker; J. Jaspe.

Start: 6:05 p.m. Time: 2:33 Attendance: 6,223

Front Office
 2014 Lugnuts
 2013 Season
 Midwest League
 History
 Blue Jays
 Media Info

2008 Crosstown Showdown

Lansing Lugnuts 4, Michigan State Spartans 2
 April 24, 2008 at Oldsmobile Park in Lansing, Michigan

Michigan State							Lansing						
Player	AB	R	H	RBI	BB	SO	Player	AB	R	H	RBI	BB	SO
Gerstenberger 3b	2	1	1	1	0	0	Calderone cf	3	1	0	0	0	1
Roof, E 3b/ph	2	0	0	0	0	1	Stone 3b	3	1	1	0	0	0
Roof, J ss	3	0	0	0	0	1	Ebarb c	3	0	0	0	0	2
Lee lf	1	0	0	0	1	0	McDade 1b	2	0	0	0	1	1
Roberts lf	1	0	0	0	0	0	Collins dh	3	0	0	0	0	1
Kunkel c	1	0	0	0	0	0	Tolisano 2b	2	0	0	0	0	1
Johnson ph/c	1	0	1	1	0	0	Rodriguez lf	2	0	0	0	0	0
Day c	1	0	1	0	0	0	Sierra rf	2	1	1	1	0	1
Hurt rf	0	0	0	0	1	0	Barron ss	1	1	1	0	0	0
Boike ph/rf	1	0	0	0	0	1	Totals	21	4	3	1	1	7
Potes rf	1	0	1	0	0	0							
Newsome dh	3	0	0	0	0	1							
Holm 1b	2	0	0	0	0	1							
Friedland 1b	1	0	0	0	0	0							
Clausen cf	1	0	0	0	0	0							
Jones ph/cf	1	0	0	0	0	1							
Eckerle cf	1	0	0	0	0	0							
Doherty 2b	0	1	0	0	0	0							
Shindler ph/2b	2	0	0	0	0	1							
Totals	25	2	4	2	2	7							

Score by Innings: Michigan State 0 0 2 0 0 0 0 - 2 4 1; Lansing 1 0 1 0 0 2 X - 4 3 1

Michigan State: 0 0 2 0 0 0 0 - 2 4 1
 Lansing: 1 0 1 0 0 2 X - 4 3 1

E - J. Potes; C.J. Ebarb. DP - MSU 1. LOB - MSU 5; Lansing 1. 2B - S.Gerstenberger; K. Day. HR - M. Sierra. HBP - B. Doherty; R. Barron. SB - A. Calderone.

Michigan State	IP	H	R	ER	BB	K	Lansing	IP	H	R	ER	BB	K
Heitshusen	1.0	0	1	0	0	3	Wice	2.0	0	0	0	1	0
Dunn	1.0	0	0	0	0	1	Walden	1.0	2	2	2	1	1
Corcoran	1.0	1	1	1	0	0	Collins	2.0	0	0	0	0	5
Moody	1.0	0	0	0	0	2	Walter	1.0	2	0	0	0	1
Williams	1.0	0	0	0	0	1	Cuthbertson	1.0	0	0	0	0	0
Achter	0.2	2	2	2	1	0							
Wolff	0.1	0	0	0	0	0							

Win - K. Walters (1-0). Loss - A.J. Achter (0-1). Save - K. Cuthbertson (1).

WP - S. Heitshusen; A.J. Achter 2. HBP - by M. Walden (B. Doherty); by K. Corcoran (R. Barron). PB - K. Kunkel.

Umpires - HP: Dan Jimenez 1B: Perry Costello
 Start: 6:05 p.m. Time: 1:37 Attendance: 12,862

2009 Crosstown Showdown

Michigan State Spartans 12, Lansing Lugnuts 2 April 16, 2009 at Oldsmobile Park in Lansing, Michigan

Michigan State							Lansing						
Player	AB	R	H	RBI	BB	SO	Player	AB	R	H	RBI	BB	SO
Boike rf	4	1	1	0	1	0	Wilson lf	5	0	2	0	0	3
Shindler 3b	4	1	1	1	1	1	Brisker cf	5	0	0	0	0	3
Roberts 2b	2	2	0	0	2	2	Van Kirk dh	3	1	1	0	1	0
Roof, E c	4	1	2	1	0	0	Chavez rf	3	0	0	0	1	2
Lee lf	5	1	1	2	0	2	McClanahan 1b	4	0	2	0	0	0
Roof, J ss	5	1	1	1	0	0	Del Campo 2b	3	0	1	1	0	0
Holm 1b	5	2	2	1	0	1	Kervin ss	4	0	1	0	0	1
Felt dh	1	2	1	1	1	0	Fuenmayor 3b	3	1	2	1	1	0
Ferry dh	1	0	0	0	0	0	House c	4	0	1	0	0	2
Vrobel dh	2	0	0	0	0	0	Totals	34	2	10	2	3	11
Eckerle cf	4	1	2	1	0	0							
Totals	37	12	11	8	5	6							

Score by Innings	R	H	E
Michigan State	0	4	3
Lansing	0	0	0

E - J. Roof; K. Wilson 2; J. Del Campo; B. Kervin. DP - MSU 2; Lansing 2. LOB - MSU 6; Lansing 9. 2B - E. Boike; E. Roof; J. Holm 2; J. McClanahan. HR - B. Fuenmayor. HBP - C. Roberts; E. Roof; B. Eckerle. SF - J. Del Campo.

Michigan State	IP	H	R	ER	BB	K	Lansing	IP	H	R	ER	BB	K
Dunn	2.0	1	0	0	2	2	Gracey	3.0	8	7	5	2	2
Miller	2.0	2	0	0	0	3	Mendez	3.0	0	0	0	0	2
Frymier	2.0	2	1	0	0	4	Holguin	2.0	2	5	3	3	2
Wunderlich	1.0	2	1	1	0	1	Roenicke	1.0	1	0	0	0	0
Vanderlaan	1.0	1	0	0	0	1							
Wolff	1.0	2	0	0	1	0							

Win - A.J. Dunn (1-0). Loss - S. Gracey (0-1).

WP - A.J. Dunn; C. Vanderlaan; P. Wolff; S. Gracey 3. HBP - by S. Gracey (C. Roberts); by W. Mendez (B. Eckerle); by C. Holguin (E. Roof).

Umpires - HP: Dan Jimenez 1B: Perry Costello
Start: 7:14 p.m. Time: 2:35 Attendance: 12,992

2010 Crosstown Showdown

Lansing Lugnuts 5, Michigan State Spartans 4
 April 26, 2010 at Cooley Law School Stadium in Lansing, Michigan

Michigan State							Lansing						
Player	AB	R	H	RBI	BB	SO	Player	AB	R	H	RBI	BB	SO
Eckerle cf	5	1	1	0	0	0	Wilson cf	3	1	1	2	0	1
Jones 2b	4	0	2	1	0	1	Hopkins cf	1	0	0	0	0	0
Rademacher ph	1	0	0	0	0	1	Dominguez 3b	1	1	1	0	3	0
Roof, J ss	4	0	1	0	1	0	Ochinko 1b	3	1	1	1	0	0
Holm dh	2	0	0	0	1	0	Fuenmayor 1b	1	0	0	0	0	0
Hook ph	2	0	0	0	0	0	Glenn dh	3	0	0	0	0	0
Boss 3b	3	1	1	0	0	1	Jimenez dh	1	0	0	0	0	0
Carpenter 3b	1	0	0	0	0	1	McElroy rf	3	0	1	1	1	1
Roberts 1b	3	0	0	0	0	0	Schimpf 2b	3	0	0	0	1	0
Vrobel 1b	1	0	0	0	0	0	Eiland lf	1	1	0	0	1	0
Felt rf	4	1	1	1	0	0	Roberts, Jr. lf	1	0	0	0	1	0
Keur lf	3	0	1	1	0	0	Turkamani c	2	1	1	0	0	1
Wieber lf	0	0	0	0	1	0	Goins ss	1	0	0	0	0	0
Williams c	3	1	0	0	1	2	Nolan ss	1	0	0	0	0	0
Totals	36	4	7	3	4	6	Totals	25	5	5	4	7	3

Score by Innings

	1	2	3	4	5	6	7	8	9	R	H	E	
Michigan State	1	0	0	0	1	2	0	0	0	-	4	7	1
Lansing	0	0	0	0	5	0	0	0	X	-	5	5	4

E - S. Williams; O. Dominguez 2; S. Ochinko; R. Schimpf. LOB - MSU 9; Lansing 5. 2B - B. Felt; J. Keur; K. Wilson. 3B - B. Eckerle. HBP - K. Turkamani. SH - R. Goins. SB - B. Eckerle; J. Roof 4; J. Holm; K. Wilson; O. Dominguez; S. Ochinko; R. Schimpf; E. Eiland. CS - R. Jones; O. Dominguez; B. McElroy.

Michigan State							Lansing						
Player	IP	H	R	ER	BB	K	Player	IP	H	R	ER	BB	K
Corcoran	4.0	1	0	0	3	2	Strickland	3.2	2	1	1	2	1
Webb	1.0	3	5	4	2	0	Griffith	1.2	3	3	2	1	1
Martin	1.0	1	0	0	1	0	De La Rosa	1.2	1	0	0	0	2
Doty	1.0	0	0	0	1	0	Hernandez	1.0	0	0	0	1	1
Robson	1.0	0	0	0	0	1	Beck	1.0	1	0	0	0	1

Win - S. Griffith (1-0). Loss - A. Webb (0-1). Save - C. Beck (1)

HBP - by A. Webb (K. Turkamani). PB - K. Turkamani.

Umpires - HP: Mark Ditsworth 1B: Art Castillo 2B: Dan Jimenez
 Start: 7:04 p.m. Time: 2:44 Attendance: 6,778

2011 Crosstown Showdown

Michigan State Spartans 2, Lansing Lugnuts 1
 April 5, 2011 at Cooley Law School Stadium in Lansing, Michigan

Michigan State							Lansing						
Player	AB	R	H	RBI	BB	SO	Player	AB	R	H	RBI	BB	SO
Eckerle cf	5	1	1	0	0	0	Brisker cf	1	1	0	0	4	0
Jones 2b	5	0	0	0	0	0	Perez c	3	0	0	0	0	1
Holm 1b/rf	4	0	1	0	0	1	Murphy c	2	0	0	1	0	0
Boss 3b	3	0	1	0	1	0	Marisnick dh	2	0	0	0	1	1
Carpenter 3b	0	0	0	0	0	0	Bowen ph/dh	2	0	0	0	0	1
Scanlon ss	3	0	1	0	1	0	Namba 3b	4	0	1	0	0	0
Williams dh	3	0	0	0	0	2	Knecht lf	3	0	0	0	0	0
Rademacher ph	0	0	0	0	0	0	Hawkins ph/lf	1	0	1	0	0	0
Wieber pr	0	0	0	0	0	0	Crouse rf	4	0	0	0	0	3
Keur lf	2	1	0	0	1	0	Fuenmayor 1b	3	0	1	0	1	0
Newsome ph/lf	1	0	0	0	0	1	Dominguez 2b	2	0	1	0	1	1
Kinley rf/p	1	0	0	0	1	1	Nuzzo ph/2b	1	0	0	0	0	1
Hook ph/1b	2	0	0	0	0	0	Pena ss	4	1	0	0	0	1
Fisher c	2	0	1	1	0	1	Totals	32	1	5	1	7	9
Martinez ph/c	1	0	0	0	0	1							
Johnson c	1	0	0	0	0	1							
Totals	33	2	5	1	4	8							

Score by Innings	R	H	E
Michigan State	1	0	0
Lansing	0	0	0

E - T. Boss; J. Kinley; G. Pena; E. Smith. DP - MSU 1. LOB - MSU 9; Lansing 11. HBP - Rademacher. SB - B. Eckerle; J. Holm; T. Boss; J. Keur; C. Hawkins.

Michigan State	IP	H	R	ER	BB	K	Lansing	IP	H	R	ER	BB	K
Doty	2.0	2	0	0	1	1	Hutchison	4.0	3	2	1	4	4
Cousineau	1.0	0	0	0	2	0	Smith	2.0	1	0	0	0	2
Webb	1.0	0	0	0	1	0	Strickland	1.0	1	0	0	0	0
Martin	1.0	1	0	0	1	2	Pepe	1.0	0	0	0	0	1
Wilkerson	1.0	0	0	0	0	2	Turnbull	1.0	0	0	0	0	1
Robson	1.0	1	0	0	0	1							
Nielson	1.0	1	0	0	1	2							
Kinley	1.0	0	1	0	1	1							

Win - S. Doty (1-0). Loss - D. Hutchison (0-1). Save - J. Kinley (1)

HBP - by A. Pepe (A. Rademacher).

Umpires - HP: Mark Ditsworth 1B: Dan Jimenez 2B: Perry Costello
 Start: 7:05 p.m. Time: 2:37 Attendance: 7,212

Front Office
 2014 Lugnuts
 2013 Season
 Midwest League
 History
 Blue Jays
 Media Info

2012 Crosstown Showdown

Lansing Lugnuts 7, Michigan State Spartans 0
 April 5, 2012 at Cooley Law School Stadium in Lansing, Michigan

Michigan State							Lansing						
Player	AB	R	H	RBI	BB	SO	Player	AB	R	H	RBI	BB	SO
Cheky cf	3	0	1	0	0	1	Wilson cf	4	1	1	2	0	1
Carpenter ph/3b	1	0	0	0	0	1	Berti 2b	2	1	1	2	1	1
Keur lf	2	0	0	0	0	0	Perez c	2	0	0	0	0	0
Martinez lf	2	0	0	0	0	1	Rankin c	2	0	0	1	0	0
Boss 3b/cf	3	0	0	0	1	1	Pillar dh	2	0	0	0	0	0
Wieber dh	0	0	0	0	1	0	Schaeffer ph/dh2	1	1	0	0	0	1
Fisher ph/dh	1	0	0	0	1	0	Patterson 1b	2	0	0	0	0	1
Rademacher ph	1	0	0	0	0	0	Namba 1b	2	1	1	0	0	2
Pickens rf	4	0	0	0	0	2	Brisker rf	4	1	2	2	0	0
Scanlon ss	2	0	0	0	0	1	Hawkins lf	4	0	0	0	0	0
Toth ph	1	0	0	0	0	0	Burns ss	2	0	0	0	0	0
Hook 1b	2	0	0	0	0	1	Vega-Rosado ph 2	1	1	0	0	0	0
Krill ph/1b	2	0	1	0	0	0	Sweeney 3b	1	1	1	0	2	0
Johnson c	1	0	0	0	1	1	Totals	31	7	8	7	3	4
Salter c	1	0	0	0	0	0							
Goergen 2b	3	0	0	0	0	2							
Mulato ph	1	0	0	0	0	1							
Totals	30	0	2	0	4	12							

Score by Innings	R	H	E
Michigan State	0	0	0
Lansing	7	8	2

E - J. Zwierzynski; K. Patterson; K. Sweeney. LOB - MSU 9; Lansing 4. HBP - J. Scanlon; B. Salter; J. Berti. SB - T. Boss. CS - J. Hook.

Michigan State							Lansing						
	IP	H	R	ER	BB	K		IP	H	R	ER	BB	K
Simpson	2.0	0	0	0	0	2	Sanchez	1.0	0	0	0	2	2
Nielson	2.0	1	0	0	1	0	Hernandez	5.0	1	0	0	2	4
Huge	1.0	0	0	0	0	0	Osuna	1.0	0	0	0	0	3
Rihtarchik	1.0	0	0	0	1	1	Norris	1.0	0	0	0	0	2
Martin	0.1	5	6	6	1	0	Comer	1.0	1	0	0	0	1
Zwierzynski	0.2	1	1	0	0	1							
Mestdagh	1.0	1	0	0	0	0							

Win - R. Osuna (1-0). Loss - R. Martin (0-1).

HBP - by J. Hernandez (J. Scanlon); by C. Rihtarchik (J. Berti); by R. Osuna (B. Salter).

Umpires - HP: Dan Jimenez 1B: Mark Ditsworth 2B: Bruce Doane 3B: Perry Costello
 Start: 7:08 p.m. Time: 2:14 Attendance: 12,997

2013 Crosstown Showdown

Lansing Lugnuts 10, Michigan State Spartans 2
 May 1, 2013 at Cooley Law School Stadium in Lansing, Michigan

Michigan State							Lansing						
Player	AB	R	H	RBI	BB	SO	Player	AB	R	H	RBI	BB	SO
Gibson lf	3	0	0	0	0	1	Smith lf	4	3	4	2	1	0
Richardson ss	2	0	1	0	1	0	Flores ss	5	2	2	2	0	0
Cheky cf	3	1	1	0	0	0	Conner dh/c	4	1	2	0	0	0
Pickens rf/c	3	1	1	0	0	1	Ramirez cf	3	1	2	1	1	1
Salter dh	3	0	2	2	0	1	Hawkins rf	3	1	2	4	0	0
Krill 1b	3	0	0	0	0	1	Fuenmayor 1b	4	1	1	1	0	1
Fisher c	2	0	0	0	0	1	Opitz 3b	4	0	0	0	0	0
Smith rf	0	0	0	0	0	0	Muñoz c/dh	4	0	1	0	0	1
Mulato rf	1	0	0	0	0	0	Sweeney 2b	2	1	0	0	2	0
Goergen 2b	1	0	0	0	0	1	Totals	33	10	14	10	4	3
Toth ph	1	0	0	0	0	1							
Williams ph	1	0	0	0	0	0							
Nowak 3b	1	0	0	0	0	1							
Hovis 3b	1	0	0	0	0	0							
Sullivan ph	1	0	0	0	0	1							
Totals	26	2	5	2	1	9							

Score by Innings							R	H	E		
Michigan State	0	0	0	2	0	0	0	-	2	5	3
Lansing	2	0	1	6	0	1	x	-	10	14	0

E - H. Smith, P.J. Nowak 2. LOB - MSU 4; Lansing 10. 2B - J. Pickens, B. Salter, D. Smith, A. Muñoz. 3B - D. Smith. HR - C. Hawkins. SF - C. Hawkins.

Michigan State							Lansing						
	IP	H	R	ER	BB	K		IP	H	R	ER	BB	K
Huge	1.0	3	2	2	0	0	Champlin	1.0	0	0	0	0	0
VanVossen	2.0	3	1	1	0	1	De Jong	2.0	1	0	0	0	4
Zwierzynski	0.2	4	6	4	2	0	Tirado	2.0	2	2	2	1	2
Cousineau	0.0	0	0	0	2	0	Cardona	1.0	2	0	0	0	2
Theodore	0.1	0	0	0	0	0	Jackson	1.0	0	0	0	0	1
Popp	1.0	2	0	0	0	2							
Rihtarchik	1.0	2	1	1	0	0							

Win - C. De Jong (1-0). Loss - C. Huge (0-1).

PB - S. Conner.

T. Cousineau, MSU, faced 2 batters in the 4th.

Umpires - HP: Perry Costello 1B: Dan Jimenez 2B: Art Castillo 3B: Mark Ditsworth
 Start: 7:11 p.m. Time: 1:54 Attendance: 11,619

Front Office

2014 Lugnuts

2013 Season


Midwest League

History

Blue Jays

Media Info

The Blue Jays



Executive Office and Baseball Operations

Vice Chairman, Rogers Communications Inc.	Phil Lind
President, Rogers Media	Keith Pelley
President and CEO, Toronto Blue Jays & Rogers Centre	Paul Beeston
Senior Vice President, Baseball Operations, and General Manager.....	Alex Anthopoulos
Senior Vice President, Business Operations.....	Stephen R. Brooks
Vice President, Special Projects.....	Howard Starkman
Special Assistant to the Organization	Roberto Alomar
Special Assistant to the Organization	Pat Hentgen
Vice President, Baseball Operations, and Assistant General Manager.....	Tony LaCava
Assistant General Manager	Andrew Tinnish
Special Assistant to the General Manager	Dana Brown
Consultant	George Bell
Consultant	Cito Gaston
Consultant	Fred McGriff
Consultant	Paul Quantrill
Administrator, Baseball Operations	Heather Connolly
Baseball Information Analyst	Joe Sheehan
Director, Team Employee Assistance Program	Ray Karesky
Video Operations.....	Robert Baumander

Communications

Vice President, Communications.....	Jay Stenhouse
Manager, Baseball Information.....	Mal Romanin
Coordinator, Baseball Information	Erik Grosman
Coordinator, Communications	Sue Mallabon

Player Development and Scouting

Director, Minor League Operations.....	Charlie Wilson
Minor League Field Coordinator	Doug Davis
Senior Roving Instructor	Rich Miller
Coordinator of Instruction	Clayton McCullough
Roving Pitching Instructor.....	Dane Johnson
Roving Catching Instructor	Sal Fasano
Roving Hitting Instructor	Mike Barnett
Roving Hitting Instructor	Steve Springer
Roving Infield Instructor.....	Mike Mordecai
Roving Outfield and Baserunning Instructor	Tim Raines
Rehab Pitching Coach.....	Rick Langford
Assistant, Player Development.....	Michael Nielsen
Minor League Rehab Coordinator	Jeff Stevenson
Minor League Strength & Conditioning Coordinator.....	Donovan Santas
Consultant	Sandy Alomar, Sr.
Director, Professional Scouting	Perry Minasian
Director, Amateur Scouting.....	Brian Parker

Baseball America's Top 15 Blue Jays Prospects

1. **Aaron Sanchez, RHP** 2011-12
2. **Marcus Stroman, RHP**
3. **D.J. Davis, OF**
4. **Mitch Nay, 3B**
5. **Franklin Barreto, SS**
6. **Daniel Norris, LHP** 2013
7. **Roberto Osuna, RHP** 2013
8. **Alberto Tirado, RHP**
9. **Dawel Lugo, SS**
10. **Sean Nolin, LHP** 2011
11. **Chase DeJong, RHP**
12. **Jairo Labourt, LHP**
13. **Matt Smoral, LHP**
14. **A.J. Jimenez, C** 2009-10
15. **Clinton Hollon, RHP**

Baseball America's Best Organizational Tools

- | | |
|-------------------------------------|-----------------------|
| <i>Hitting for Average</i> | Kevin Pillar '12 |
| <i>Best Power Hitter</i> | Rowdy Tellez |
| <i>Strike Zone Discipline</i> | Mitch Nay |
| <i>Fastest Baserunner</i> | D.J. Davis |
| <i>Best Athlete</i> | D.J. Davis |
| <i>Best Fastball</i> | Aaron Sanchez '11-'12 |
| <i>Best Curveball</i> | Aaron Sanchez '11-'12 |
| <i>Best Slider</i> | Marcus Stroman |
| <i>Best Changeup</i> | Sean Nolin '11 |
| <i>Best Control</i> | Roberto Osuna '13 |
| <i>Defensive Catcher</i> | A.J. Jimenez '09-'10 |
| <i>Defensive Infielder</i> | Jon Berti '12 |
| <i>Infield Arm</i> | Dawel Lugo |
| <i>Defensive Outfielder</i> | Kenny Wilson |
| <i>Outfield Arm</i> | Jesus Gonzalez |

Toronto Blue Jays

Stadium (Capacity)	Rogers Centre (50,516)
Stadium Address	1 Blue Jays Way, Suite 3200, Toronto, Ontario M5V 1J1
Manager	John Gibbons
Pitching Coach	Pete Walker
Hitting Coach	Kevin Seitzer
Bench Coach	DeMarlo Hale
First Base Coach	Tim Lajper
Third Base Coach	Luis Rivera
Bullpen Coach	Bob Stanley
Bullpen Catcher	Alex Andreopoulos
PR Phone / Fax	(416) 341-1301 / (416) 341-1250
Website	torontobluejays.com / www.bluejays.ca




Former Lugs on the Blue Jays' 40-Man Roster (as of 3/18/14)

Pitcher	w/Lugnuts	MLB Debut	Position Player	w/Lugnuts	MLB Debut
RHP Drew Hutchison	2010-11	April 21, 2012	C A.J. Jimenez	2009-10	-
RHP Casey Janssen	2005	April 27, 2006	2B Ryan Goins	2009-10	August 23, 2013
RHP Chad Jenkins	2010	August 7, 2012	OF Kevin Pillar	2012	August 14, 2013
LHP Aaron Loup	2010	July 14, 2012	OF Moises Sierra	2008	July 31, 2012
LHP Sean Nolin	2011	May 24, 2013	OF Kenny Wilson	2009-10, 2012	-
LHP Luis Pérez	2008	April 16, 2011			

Buffalo Bisons

Stadium (Capacity)	Coca Cola Field (18,025)
Stadium Address	One James D. Griffin Plaza, Buffalo, NY 14203
Manager	Gary Allenson
Pitching Coach	Randy St. Claire
Hitting Coach	Richie Hebner
Athletic Trainer	Voon Chong
Owner/President	Robert E. Rich, Jr.
Public Relations Contact	Brad Bisbing
Email Address	info@bisons.com
Phone / Fax	(716) 846-2000 / (716) 852-6530
Website	bisons.com



New Hampshire Fisher Cats

Stadium (Capacity)	Northeast Delta Dental Stadium (6,500)
Stadium Address	One Line Drive, Manchester, NH 03101
Manager	Bobby Meacham
Pitching Coach	Jim Czajkowski
Hitting Coach	Jon Nunnally
Athletic Trainer	Bob Tarpey
President and General Manager	Rick Brenner
Media Relations Contact	Tom Gauthier
Email Address	tgauthier@nhfishercats.com
Phone / Fax	(603) 641-2005 / (603) 641-2055
Website	nhfishercats.com



Dunedin Blue Jays

Stadium (Capacity)	Florida Auto Exchange Stadium (5,509)
Stadium Address	373-A Douglas Avenue, Dunedin, FL
Manager	Omar Malave
Pitching Coach	Darold Knowles
Hitting Coach	Stubby Clapp
Athletic Trainer	Shawn McDermott
Director & General Manager	Shelby Nelson
Media Relations Contact	Tyler Murray
Email Address	tyler.murray@bluejays.com
Phone / Fax	(727) 733-9302 / (727) 734-7661
Website	www.dunedinbluejays.com



Vancouver Canadians

*** 2011, 2012 and 2013 Northwest League Champions ***

Stadium	Scotiabank Field at Nat Bailey Stadium (5,157)
Stadium Address	4601 Ontario St., Vancouver, BC V5V 3H4
Manager	John Schneider
Pitching Coach	Jeff Ware
Hitting Coach	Dave Pano
Athletic Trainer	Reggie Mungrue
Principal Owner/Managing Gen. Partner	Jake Kerr
Co-Owners & Partners	Jeff Mooney, Andy Dunn
President	Andy Dunn
General Manager	Jason Takefman
Media Relations Contact	Rob Fai
Email Address	rfai@canadiansbaseball.com
Phone / Fax	(604) 872-5232 / (604) 872-1714
Website	canadiansbaseball.com



Bluefield Blue Jays

Stadium (Capacity)	Bowen Field (3,000)
Stadium Address	Stadium Dr., Bluefield, WV 24701
Manager	Dennis Holmberg
Pitching Coach	Antonio Caceres
Coach	Cesar Martin
President	George McGonagle
General Manager / Media Contact	Jeff Gray
Email Address	jeff.gray@bluefieldjays.com
Phone / Fax	(304) 326-1326 / (304) 326-1318
Website	bluefieldjays.com



Gulf Coast Blue Jays

Stadium	Bobby Mattick Training Center at Englebert Complex
Stadium Address	1700 Solon Ave., Dunedin, FL 34698
General Manager	Michael Nielsen
Manager	Kenny Graham
Pitching Coach	Willie Collazo
Coach	Paul Elliott
Coach	Danny Solano
Phone / Fax	(727) 734-8007 / (727) 734-8162
Website	gcjays.com



DSL Blue Jays

Academy Administrator	Aldo Reyes
Academy Baseball Operations	Rocio Jimenez
Field Coordinator	Pablo Cruz
Administrative Assistant	Pamela Jacobo
Manager	Cesar Martin
Pitching Coach	Oswald Peraza
Pitching Coach/Scout	Rafael Lazo
Hitting Coach	Luis Hurtado
Infield Coach	Rene Garcia
Outfield and Baserunning Instructor	Jose Mateo
Workout Coach	Julio Germosen
Head Athletic Trainer	Bob Grimes
Assistant Trainer	Ysidro Reyes
Phone	(809) 307-1777




2013 Blue Jays Draft

Round	#	Name	POS	B/T	Ht	Wt	Birthdate	2013 MiLB	School
1	10	Phillip Bickford	P	R/R	6-4	200	7/10/95	did not sign	Oaks Christian HS
2	47	Clinton Hollon	P	R/R	6-1	195	12/24/94	GCL/Bluefield	Woodford County HS
3	83	Patrick Murphy	P	R/R	6-4	195	6/10/95	DNP	Hamilton HS
4	115	Evan Smith	P	R/L	6-5	190	8/17/95	GCL Blue Jays	Mary Montgomery HS
5	145	Daniel Lietz	P	L/L	6-2	200	6/1/94	GCL Blue Jays	Heartland CC
6	175	Matt Boyd	P	L/L	6-3	215	2/2/91	Lansing/Dunedin	Oregon State
7	205	Conner Greene	P	R/R	6-3	165	4/4/95	GCL Blue Jays	Santa Monica HS
8	235	Kendall Graveman	P	R/R	6-2	185	12/21/90	Lansing	Mississippi State
9	265	Chad Girodo	P	L/L	6-1	195	2/6/91	Lansing	Mississippi State
10	295	Garrett Custons	C	R/R	5-11	200	9/14/90	Bluefield	Air Force Academy
11	325	Jake Brentz	P	L/L	6-2	175	9/14/94	GCL Blue Jays	Parkway South HS
12	355	Tim Mayza	P	L/L	6-3	205	1/15/92	GCL/Bluefield	Millersville University
13	385	Tim Locastro	INF	R/R	6-1	175	7/14/92	Bluefield	Ithaca College!
14	415	L.B. Dantzier	1B	L/R	5-11	200	5/22/91	GCL/Vancouver	South Carolina
15	445	Jonathan Davis	OF	R/R	5-8	188	5/12/92	Bluefield	Central Arkansas
16	475	Dan Jansen	C	R/R	6-2	215	4/15/95	GCL Blue Jays	West HS
17	505	Eric Lauer	P	R/L	6-3	190	6/3/95	did not sign	Midview HS
18	535	Sean Ratcliffe	P	L/R	6-4	200	4/11/95	GCL Blue Jays	Pickering HS
19	565	Christian Vazquez	SS	S/R	5-10	170	9/11/89	GCL/Vancouver	Lubbock Christian
20	595	Chaz Frank	OF	L/L	5-10	170	10/18/90	Vancouver	North Carolina
21	625	Mike Reeves	C	L/R	6-2	195	9/16/90	Vancouver	Florida Gulf Coast
22	655	Sam Tewes	P	R/R	6-5	200	2/6/95	did not sign	Waverly HS
23	685	Brenden Kalfus	OF	S/R	6-0	190	8/22/91	Vancouver	St. Mary's College
24	715	Sean Hurley	OF	R/R	6-4	235	5/5/92	GCL Blue Jays	Central Arizona
25	745	Scott Silverstein	P	L/L	6-5	250	5/27/90	Blue./Vancouver	Virginia
26	775	Tanner Cable	P	R/R	6-5	210	10/8/93	did not sign	NW Mississippi CC
27	805	Andrew Florides	SS	R/R	6-1	170	1/22/95	GCL Blue Jays	Holy Cross HS
28	835	Matt Dermody	P	R/L	6-5	190	7/4/90	GCL/Vancouver	Iowa
29	865	Garrett Pickens	P	R/R	6-1	185	4/17/90	GCL/Vancouver	Delta State University
30	895	Rowdy Tellez	1B	L/L	6-4	220	3/16/95	GCL Blue Jays	Elk Grove HS
31	925	Brison Celek	1B	R/R	6-0	225	1/27/91	did not sign	South Carolina
32	955	Josh Sawyer	P	R/L	6-3	180	10/24/94	did not sign	Central HS
33	985	Edgar Cabral	C	R/R	5-11	190	9/12/95	did not sign	William J. Knight HS
34	1015	Dane Dunning	P	R/R	6-3	190	6/1/95	did not sign	Clay HS
35	1045	Akoni Arriaga	P	R/R	6-1	175	6/1/95	did not sign	Baldwin HS
36	1075	David Harris	SS	R/R	6-1	190	8/10/91	Vancouver	Southern Arkansas
37	1105	Brett Barber	P	R/R	6-1	180	11/1/90	Bluefield	Ohio University
38	1135	Jon Nunnally	OF	R/R	6-1	180	7/24/95	did not sign	Horizon HS
39	1165	Zachary Levinson	SS	L/R	5-8	160	9/3/95	did not sign	Susan E. Wagner HS
40	1195	Antonio Ruiz	1B	R/R	6-3	215	6/3/95	did not sign	San Gabriel HS

1st Rounders in Lansing (non-rehab, non-supplemental)

Player	Draft Yr, #	w/ Lugnuts	Player	Draft Yr, #	w/ Lugnuts
P Matt Smith	1994, 16th	1997-98	OF Travis Snider	2006, 14th	2007
OF Juan LeBron	1995, 19th	1997-98	3B Kevin Ahrens	2007, 16th	2008, 2010
P Dan Reichert	1997, 7th	1998	1B David Cooper	2008, 17th	2008
OF Corey Patterson	1998, 3rd	1999	P Chad Jenkins	2009, 20th	2010
OF Luis Montañez	2000, 3rd	2000-01			

Media Information



Midwest League Rules

All-Star Selection - The Midwest League All-Stars are selected by the league's managers. They may not vote for their own players.

Consecutive Hitting Streak - A consecutive hitting streak shall not be terminated if a batter's plate appearance results in a base on balls, hit-by-pitch, defensive interference, or a sacrifice bunt. A sacrifice fly shall terminate the streak.

Consecutive Playing Streak - A consecutive playing streak shall be extended if the player plays one-half inning on defense, or if he completes a time at bat by reaching base or being put out. A pinch-running appearance only shall not extend the streak. If a player is ejected from a game by an umpire before complying with these requirements, his streak shall continue.

Designated Hitter Rule - A hitter may be designated to bat for the pitcher in any spot in the batting order in any game without affecting the status of the pitcher. The designated hitter must be selected and be included in the lineup card presented to the umpire-in-chief prior to the game. Failure to do so precludes the use of the designated hitter for that game. The designated hitter may be removed for a pinch-hitter or pinch-runner who in turn becomes the designated hitter. The replacement player may stay in the game defensively, but the pitcher must take the place in the batting order of the replaced defensive player.

Disabled List Length - A player placed on the DL must sit out seven days. Day one is the first day after the player's last game played.

Doctored Bat - If a filled or "doctored" bat is used, the player is to be called out, ejected and subject to additional penalties. A ball hit by an illegal bat does not count. If an umpire sees an illegal bat before it is used, he issues a warning, but there is no penalty.

Earned Runs Rule - A run for which the pitcher is held accountable. In determining earned runs, the inning should be reconstructed without errors and passed balls. The benefit of the doubt is always given to the pitcher in determining bases reached.

League Leader - To qualify for the league batting championships, a player must have a minimum of 378 plate appearances. To qualify for the ERA title, a pitcher must have a least 112 innings pitched.

Magic Number - Add one to the number of games remaining, then subtract the games ahead in the loss column of closest opponent.

Night Game - Any scheduled to start at 5:01 p.m. or later will be considered a night game. If a game is scheduled to start before 5:00 p.m. and is delayed for any reason, it shall still be considered a day game.

Pinch Hitter Rule - A player shall be considered a pinch hitter only if he enters the game as a substitute batter, and then only on his first time at bat, which must be before he becomes a fielder. If the team bats around and a pinch-hitter comes up a second time in the inning in which he first appeared, he will not be considered a pinch hitter during that second time up. A substitute hitter for a designated hitter is both a pinch hitter and a designated hitter in his first time at bat. On subsequent trips, he is a designated hitter only.

Player Eligibility - There are no age restrictions on player eligibility in the Midwest League, however, no more than two players on a team's active list may have five or more years of prior service. A player shall be credited with one year of minor league service for each season he was active or on the Disabled List of a minor league club for at least 30 days.

Playoff Tie-Breakers - Ties involving two teams: 1) best record in head-to-head meetings; 2) best run differential in head-to-head meetings; 3) winner of final meeting of the season between the clubs. Ties involving more than two teams: 1) best winning percentage in games involving tied teams for the full season; 2) best run differential in games involving tied teams for the full season; 3) best winning percentage in second half games only in games involving tied teams; 4) best run differential in second half games only in games involving tied teams.

Saves Rule - One save per game may be credited. Credit a pitcher with a save when he meets all three of the following criteria:

1. He is the finishing pitcher in a game won by his club; and
2. He is not the winning pitcher; and
3. He qualifies under one of the following conditions:
 - a. He enters the game with a lead of no more than three runs and pitches for at least one inning; or
 - b. He enters the game with the potential tying run either on base, at bat, or on deck; or
 - c. He pitches effectively for at least three innings.

A "blown save" occurs when a pitcher who has entered a game in a save situation departs with the save situation no longer in effect because he has given up the lead. If the save situation still exists when he leaves the game, he is not charged with a save opportunity. If he has not given up the lead when he departs, even though the save situation may no longer exist, he is not charged with a save opportunity.

Suspended Game Rule 4.11d (Official Baseball Rules) - A called game ends at the moment the umpire terminates play. EXCEPTION: If the game is called while an inning is in progress and before it is completed, the game becomes a SUSPENDED game in each of the following situations:

1. The visiting club has scored one or more runs to tie the score and the home team has not scored;
2. The visiting team has scored one or more runs to take the lead and the home team has not tied the score or retaken the lead;
3. The game is not yet a regulation game (4.5 innings with the hosts ahead, or five innings with the visiting club ahead or tied);
4. Any regulation game tied at the point play is stopped because of weather, curfew, or any other reason;
5. If a game is suspended before it becomes a regulation game, and is continued prior to another regularly scheduled game, the regularly scheduled game will be a seven-inning game.
6. If a game is suspended after it is a regulation game, and is continued prior to another regularly scheduled game, the regularly scheduled game will be a nine-inning game.

EXCEPTION: The Suspended Rule will not apply to the last scheduled game between the two teams during the League Playoffs.

Toronto Blue Jays Organization / Midwest League

Blue Jays System	Website	Phone	Fax
Toronto Blue Jays.....	bluejays.ca	(416) 341-1000	(416) 341-1250
Buffalo Bisons.....	bisons.com	(716) 846-2000	(716) 852-6530
New Hampshire Fisher Cats.....	nhfishercats.com	(603) 641-2005	(603) 641-2055
Dunedin Blue Jays.....	dunedinbluejays.com	(727) 733-9302	(727) 734-7661
Vancouver Canadians	canadiansbaseball.com	(604) 872-5232	(604) 872-1714
Bluefield Blue Jays	bluefieldjays.com	(276) 326-1326	(276) 326-1318

Midwest League	Website	Phone	Fax
Beloit Snappers.....	snappersbaseball.com	(608) 362-2272	(608) 362-0418
Bowling Green Hot Rods.....	bghotrods.com	(270) 901-2121	(270) 901-2165
Burlington Bees.....	gobees.com	(319) 754-5705	(319) 754-5882
Cedar Rapids Kernels	kernels.com	(319) 363-3887	(319) 363-5631
Clinton LumberKings.....	lumberkings.com	(563) 242-0727	(563) 242-1433
Dayton Dragons.....	daytondragons.com	(937) 228-2287	(937) 228-2284
Fort Wayne TinCaps.....	tincaps.com	(260) 482-6400	(260) 471-4678
Great Lakes Loons.....	loons.com	(989) 837-2255	(989) 837-8780
Kane County Cougars.....	kccougars.com	(630) 232-8811	(630) 232-8815
Lake County Captains.....	captainsbaseball.com	(440) 975-8085	(440) 975-8958
Peoria Chiefs.....	peorachiefs.com	(309) 680-4000	(309) 680-4080
Quad Cities River Bandits.....	riverbandits.com	(563) 324-3000	(563) 324-3109
South Bend Silver Hawks.....	silverhawks.com	(574) 235-9988	(574) 235-9950
West Michigan Whitecaps.....	whitecapsbaseball.com	(616) 784-4131	(616) 784-4911
Wisconsin Timber Rattlers.....	timberattlers.com	(920) 733-4152	(920) 733-8032

Midwest League Office

Mailing Address	P.O. Box 936, Beloit, WI 53512-0936
Main Phone / Fax	(608) 364-1188 / (608) 364-1913
Website	midwestleague.com
E-Mail Address	mwl@midwestleague.com
President / Treasurer	George H. Spelius
Vice President	Richard A. Nussbaum II
League Administrator	Holly Voss
League Statistician	MLB-Advanced Media
Address	75 Ninth Ave., New York, NY 10011
Phone	(212) 485-3444

Blue Jays Minor League Offices

Mailing Address	1700 Solon Ave., Dunedin, FL 34698
Main Phone / Fax	(727) 734-8007 / (727) 734-8162
Administrative Assistant	Kim Marsh

Minor League Office

Street Address	9550 16th Street North, St. Petersburg, FL 33716
Mailing Address	P.O. Box A, St. Petersburg, FL 33731
Main Phone / Fax	(727) 822-6937 / (727) 821-5819
Website	minorleaguebaseball.com
E-Mail Address	napbl@minorleaguebaseball.com
President / CEO	Pat O'Connor
Vice President	Stan Brand
Senior Vice President, Legal Affairs	Scott Poley
Special Counsel	George Yund
Vice President, Baseball & Business Operations	Tim Brunswick
Vice President, BIRCO & Business Services	Brian Earle
Vice President, Business Development	Tina Gust
Vice President, Sales & Marketing	Rod Meadows
Executive Director, Communications	Steve Densa

Batting Practice Schedule

2:05 p.m. start	5:05 p.m. start	7:05 p.m. start
Lugnuts Infield 11:10-11:25	Lugnuts Infield2:10-2:25	Lugnuts Infield 4:10-4:25
Lugnuts BP 11:30-12:15	Lugnuts BP2:30-3:15	Lugnuts BP 4:30-5:15
Visitor BP 12:15-1:00	Visitor BP3:15-4:00	Visitor BP 5:15-6:00
Visitor Infield 1:05-1:20	Visitor Infield 4:05-4:20	Visitor Infield 6:05-6:20
Pre-Game 1:20-2:00	Pre-Game4:20-5:00	Pre-Game 6:20-7:00

There will be no batting practice or infield practice during 10:35 a.m. or 12:05 p.m. starts.

**There will also be no batting practice on May 17th, June 7th,
June 21st, July 20th, August 9th, August 10th and August 22nd.**

Jackson Field Ground Rules

1. **Dugout Railings (Green Padded and Gray Metal):** If a thrown ball bounces off a dugout railing and lands in the playing surface, it remains in play. If a ball hits a dugout railing and goes into a dugout, it is considered dead.
2. **Railings along first and third base lines:** If a batted or thrown ball bounces off a railing and stays in the playing surface, it remains in play. If a ball bounces over a railing and into the stands, it is considered dead.
3. **Tarp:** If a thrown or batted ball bounces off the tarp, it remains in play. If the ball lodges in the tarp, it is considered dead.
4. **Bullpens:** A batted or thrown ball that goes into either bullpen remains in play.
5. **Right Field:** A batted ball must clear all gray metal railings to be considered a home run. A batted ball hit off the right field corner wall or the top of an outfield sign remains in play. A batted ball must be hit completely over the wall and all outfield signs in order to be a home run.
6. **Center Field:** A batted ball landing above the gray metal railing is a home run. A batted ball that strikes the center field scoreboard is considered a home run. A batted ball that strikes the wall just below the scoreboard is a home run. A batted ball must completely clear the all signs and railings in left center field to be a home run. If it bounces off of a sign or railing, it remains in play. All batted balls hit above the gray metal railing above outfield signs are home runs.
7. **Left Field:** A batted ball must clear the gray metal railings to be considered a home run. A batted ball striking the left field corner wall (LAFUCU sign) remains in play; the ball must land over the LAFUCU wall to be considered a home run. A batted ball landing to the right of the LAFUCU sign *and* above the railing is considered a home run.
8. **Outfield Railings:** A batted ball must completely clear the gray metal railings to be considered a home run. Any ball going through the gray metal railing shall be considered a ground rule double.

Cooley Law School Stadium

Erected: 1996
Owner: City of Lansing
Name: Oldsmobile Park (1996-2009)
 Cooley Law School Stadium
 (2010 -present)
Capacity: 11,000 (7,300 in seating bowl)
Jackson Field Dimensions: LF - 305 ft., LCF - 380 ft.
 CF - 404 ft. (412 ft. at deepest)
 RF - 305 ft., RCF - 390 ft.
Architect: HNTB Corporation; Kansas City, Missouri
History: Opened after a year of construction, requiring 70,000 bricks,
 2700 gallons of paint, 6500 cubic yards of concrete and 400 tons of steel.



Top 20 Home Crowds in Lugnuts History

#	Attendance	Date	Opponent	#	Attendance	Date	Opponent
1.	12,997	4/5/2012	Michigan State	11.	12,390	8/19/1997	W. Michigan
2.	12,992	4/16/2009	Michigan State	12.	12,387	8/29/1997	Michigan
3.	12,862	4/24/2008	Michigan State	13.	12,158	8/23/2002	Kane County
4.	12,692	7/4/2014	Lake County	14.	12,135	8/15/1997	W. Michigan
5.	12,685	7/28/2001	Cedar Rapids	15.	12,124	5/17/2014	Great Lakes
6.	12,628	7/4/2001	Michigan	16.	12,030	8/18/2000	Quad City
7.	12,610	7/29/2000	W. Michigan	17.	11,944	8/21/2004	Cedar Rapids
8.	12,494	8/30/1997	Michigan	18.	11,927	7/4/2004	W. Michigan
9.	12,459	8/12/2000	Wisconsin	19.	11,903	7/14/2001	Wisconsin
10.	12,394	7/4/2000	Michigan	20.	11,853	6/22/2001	W. Michigan

All-Time Attendance

Year	Total	Openings	Avg.
1996	538,325	69	7,802
1997	523,443	67	7,813
1998	485,815	69	7,041
1999	462,515	70	6,607
2000	416,382	63	6,608
2001	404,429	67	6,036
2002	380,820	66	5,770
2003	364,623	61	5,977
2004	375,858	68	5,527
2005	354,855	68	5,218
2006	331,503	67	4,948
2007	341,746	66	5,177
2008	353,571	69	5,124
2009	346,935	66	5,257
2010	360,510	68	5,302
2011	345,089	64	5,392
2012	345,763	66	5,239
2013	334,806	64	5,231
Total	7,066,988	1198	5,899

The Lansing Lugnuts and the players and coaches of the Toronto Blue Jays organization extend our gratitude and appreciation for your support and coverage.

Lugnuts manager John Tamargo, Jr., and his ballclub are looking forward to working with you during the season. We ask that you please adhere to the following rules and regulations:

- Following the game's completion, allow the coaching staff and players at least ten minutes before entering the clubhouse to conduct interviews.
- Please conduct interviews with players first, as they leave the park before the staff.
- At Cooley Law School Stadium, Lugnuts players will be available on a daily basis for interviews directly after batting practice for 20-30 minutes. Other interview situations and times may be set up by prior arrangement, but the coaching staff prefers for player interviews to be conducted directly after batting practice whenever possible.
- In order to coordinate an interview with a Lugnut, contact Jesse Goldberg-Strassler via email at jgoldstrass@lansinglugnuts.com or at (517) 485-4500, ext. 233.
- Interviews with players and coaches may be arranged while the team is on the road. If Jesse Goldberg-Strassler cannot be reached, contact Jeremy Smoker, the Director of Marketing, at jsmoker@lansinglugnuts.com, or call (517) 485-4500, ext. 227.

Thank you for your cooperation in adhering to these rules and regulations.

We look forward to seeing you at Cooley Law School Stadium during the 2014 season!

Newspaper

Lansing State Journal

Chris Solari - (517) 377-1071, csolari@lsj.com

The State News

Ian Kullgren, Editor in Chief - (517) 432-3000, editorinchief@statenews.com

Radio

92.1 FM Big Country WQTX

Lugnuts' flagship station

Joe Cassidy - (517) 699-0111

jcassady@mwcradio.com



*

WKAR-AM 870

Al Martin - (517) 884-4744

almartin@wkar.org

Television

WILX-TV 10 Lansing (NBC)

Lugnuts' broadcast partner

Tim Staudt, Sports Director

(517) 393-0110



*

WLNS-TV 6 Lansing (CBS)

Fred Heumann, Sports Director

(517) 372-8282

Lansing Lugnuts



505 E. Michigan Ave., Lansing, MI 48912
 tel.: 517-485-4500 fax: 517-485-4518
 www.lansinglugnuts.com

a p r i l	Su	M	Tu	W	Th	F	Sa	j u l y	Su	M	Tu	W	Th	F	Sa
			1	2	3 MSU 7:05	4 LC 6:30	5 DH 1:00				1 WM 7:00	2 WM 7:00	3 WM 7:00	4 GL 7:05	5 GL 7:05
	6 LC 1:30	7	8 QC 7:05	9 QC 7:05	10 QC 7:05	11 CR 7:05	12 CR 2:05		6 GL 2:05	7	8 LC 7:00	9 LC 11:00 am	10 LC 7:00	11 BG 8:05	12 BG 8:05
	13 CR 2:05	14 WIS 7:35	15 WIS 1:05	16 WIS 7:35	17 BEL 7:30	18 BEL 7:30	19 BEL 3:00		13 BG 3:05	14 BG 8:05	15	16 KC 7:05	17 KC 7:05	18 KC 7:05	19 CLI 7:05
	20	21 LC 7:05	22 LC 7:05	23 LC 7:05	24 LC 7:05	25 BG 7:05	26 BG 2:05		20 CLI 2:05	21 CLI 12:05	22	23 PEO 8:00	24 PEO 8:00	25 PEO 8:00	26 BUR 7:30
	27 BG 2:05	28 DAY 7:00	29 DAY 7:00	30 DAY 7:00	27 BUR 3:00	28 BUR 7:30	29 DAY 7:05		30 DAY 12:05	31 DAY 7:05					

m a y	Su	M	Tu	W	Th	F	Sa	a u g u s t	Su	M	Tu	W	Th	F	Sa
					1 DAY 7:00	2 WM 7:05	3 WM 7:05						1 GL 7:05	2 GL 7:05	
	4 WM 2:05	5 FW 7:05	6 FW 10:35 am	7 FW 7:05	8 WM 6:35	9 WM 6:35	10 WM 7:00		3 GL 3:05	4 FW 7:05	5 FW 7:05	6 FW 12:05	7 WM 7:05	8 WM 7:05	9 WM 7:05
	11	12 BG 8:05	13 BG 8:05	14 BG 11:35 am	15 DAY 7:05	16 DAY 7:05	17 DAY 7:05		10 WM 2:05	11	12 FW 7:05	13 FW 7:05	14 FW 7:05	15 SB 7:35	16 SB 7:05
	18 DAY 2:05	19 BG 7:05	20 BG 7:05	21 BG 10:35 am	22 FW 7:05	23 FW 7:05	24 FW 7:05		17 SB 2:05	18 WM 7:00	19 WM 7:00	20 WM 7:00	21 SB 7:05	22 SB 7:05	23 SB 7:05
	25 SB 4:05	26 SB 2:05	27 SB 10:35 am	28 GL 7:05	29 GL 7:05	30 GL 7:05	31 DAY 7:00		24 LC 5:05	25 SB 7:05	26 LC 7:05	27 DAY 7:00	28 DAY 7:00	29 DAY 7:00	30 SB 7:05

j u n e	Su	M	Tu	W	Th	F	Sa	s e p t	Su	M	Tu	W	Th	F	Sa
	1 DAY 2:00	2 DAY 7:00	3	4 SB 7:05	5 SB 7:05	6 SB 7:05	7 GL 7:05		1 SB 2:05	midwest league playoffs!					
	8 GL 2:05	9 GL 7:05	10 FW 7:05	11 FW 7:05	12 FW 7:05	13 GL 7:05	14 GL 7:05		Home Game	Fireworks!	Road Game				
	15 GL 3:05	midwest league all-star game Tuesday, June 17th Comstock Park, MI			19 BG 7:05	20 BG 7:05	21 BG 7:05		Game times subject to change						
	22 BG 2:05		24 WM 7:05	25 WM 7:05	26 WM 7:05	27 GL 7:05	28 GL 7:05		midwest league eastern Lansing Lugnuts Bowling Green Hot Rods Dayton Dragons Fort Wayne TinCaps Great Lakes Loons Lake County Captains South Bend Silver Hawks West Michigan Whitecaps						
	29 GL 3:05	30 GL 7:05	midwest league western BEL Beloit Snappers BUR Burlington Bees CR Cedar Rapids Kernels CLI Clinton LumberKings KC Kane County Cougars PEO Peoria Chiefs QC Quad Cities River Bandits WIS Wisconsin Timber Rattlers												