



UTAH BLAZE

2013 MEDIA GUIDE



2012
AFL MVP

TOMMY GRADY



2013 SCHEDULE

3	Thompkins, Brandon	26
	Tivis, Neal	26
	Urrutia, Mario	26
5	Williams, Renard	27
5	Banks, Cornell	27
5	Cox, Paul	27
5	Henderson, Mario	27
5	Hyland, David	28

OWNERSHIP

5	Logan Hunter	
5	Kim Brown	
5	Justin Hyde	
5	Cody Hyde	
5	Isaac Jacobson	

FRONT OFFICE

7	Karl Bates, Director of Player Personnel	30
7	Michael DiJulio, Director of Communications	31
7	Brent Roberts, V.P. of Sales & Marketing	32-41
7	Tom Schimpf, Director of Game Operations	42-44
7	James Farwell, Director of Ticketing	
8	Rory Crouch, Equipment Manager	
8	Chris Match, Head Athletic Trainer	
8	Brittany Sharp, Dance Choreographer	
8	Mark Scholl, Team Physician	
8	Jeanette Nelson, Physician Assistant	

COACHES

10	Ron James, Head Coach	
11	Matthew Sauk, Offensive Coordinator	
11	Rob Keefe, Defensive Coordinator	
12	Ron McBride	

ROSTER

14	Alphabetical Roster	66
15	Numerical Roster	67-69
16	Alston, Michael	70
16	Augustus, Jovonne	71
16	Bell, Braylon	72
16	Bias, George	73-76
16	Black, Luke	77
17	Brown, Marcus	
17	Castile, L.J.	
17	Chavis, Tommy	
18	Curry, Branden	
18	Davis, Roberto	
18	Deadder, Chase	
18	Ferguson, Josh	
20	Grady, Tommy	
20	Hardrick, Jermarcus	
20	Harrell, Clay	
21	Jenkins, Jared	
21	Jones, Torez	
21	Leatiota, Isaac	
21	Leggett, Maurice	
22	Lesué, Aaron	
22	Mace, Keenan	
22	Marsh, Antwan	
23	Merrill, Otis	
23	Mortensen, Joe	
23	Narcisse, Antonio	
24	Phillips, Al	
24	Rayford, Caesar	
25	Stallings, Ben	
25	Taplin-Ross, Justin	
25	Tennison, Bryce	
25	Tevaga, Shannon	


2012 SEASON IN REVIEW


FRANCHISE INFORMATION


HISTORY

ARENA FOOTBALL LEAGUE




WEEK 1  Saturday, March 23rd
at Pittsburgh Power
5:00pm MST
CONSOL Energy Center


WEEK 2  Friday, March 29th
Arizona Rattlers
7:30pm MST
EnergySolutions Arena


WEEK 3  Saturday, April 6th
Tampa Bay Storm
8:00pm MST
EnergySolutions Arena


WEEK 4 BYE WEEK


WEEK 5  Saturday, April 20th *
Chicago Rush
7:00pm MST
EnergySolutions Arena


WEEK 6  Saturday, April 27th
at Cleveland Gladiators
5:00pm MST
Quicken Loans Arena

WEEK 7  Saturday, May 4th
Spokane Shock
7:00pm MST
EnergySolutions Arena

WEEK 8  Saturday, May 11th
at Arizona Rattlers
7:00pm MST
US Airways Center


WEEK 9  Saturday, May 18th
Iowa Barnstormers
7:00pm MST
EnergySolutions Arena


WEEK 10  Saturday, May 25th
at San Jose SaberCats
8:30pm MST
HP Pavilion


WEEK 11  Monday, June 3rd
at San Antonio Talons
6:30pm MST
Alamodome




WEEK 12  Saturday, June 8th
at Chicago Rush
6:30pm MST
Allstate Arena

WEEK 13  Saturday, June 15th *
Jacksonville Sharks
7:00pm MST
EnergySolutions Arena


WEEK 14  Friday, June 21st
at Spokane Shock
8:00pm MST
Spokane Veterans Memorial Arena

WEEK 15  Saturday, June 29th
San Jose SaberCats
7:00pm MST
EnergySolutions Arena

WEEK 16  Saturday, July 6th
New Orleans VooDoo
7:00pm MST
EnergySolutions Arena

WEEK 17  Friday, July 12th
at Philadelphia Soul
5:35pm MST
Wells Fargo Center

WEEK 18  Saturday, July 20th
at Iowa Barnstormers
6:05pm MST
Wells Fargo Arena

WEEK 19  Saturday, July 27th
Cleveland Gladiators
7:00pm MST
EnergySolutions Arena

* Nationally Televised on

OWNERSHIP





LOGAN HUNTER

Ownership

A native of Northern California, Logan Hunter received a football scholarship from Brigham Young University in 1970 and led the Western Athletic Conference in receiving during his senior season. After completing their education, Hunter and his wife, Diane, returned to California to work in sales and marketing and start their family.

Hunter returned to Utah in 1983 and established Hunter Management Company, Inc., serving as President and CEO. The Hunter Management Company became the second franchisee in the state of Utah for the SUBWAY® Sandwich Franchise. Shortly thereafter, Hunter was named the Utah Territory Development Agent for SUBWAY. Over the years, the territory has grown to over 230 locations and continues to expand.

Hunter expanded his franchising business in 2005 by creating Abundant Brands, LLC. A venture was made with Abundant Brands and the SUBWAY franchisor to acquire and operate a new restaurant concept called Bajío Mexican Grill. In October 2009, he was able to obtain complete ownership of Bajío, and has since merged with the owners of Costa Vida Mexican Grill. Numerous franchises are open throughout the United States and Abundant Brands currently operates 20 of the locations directly in Utah and Arizona.

Hunter and his wife Diane have four children, Lloyd, Devyn, Max and Lindsey, and 16 grandchildren. His interests include racquetball, golf, and being a private pilot and aircraft owner.



KIM BROWN

Ownership

Kim Brown brings 28-plus years of experience in marketing and media with an extensive background in sales, strategic planning, creative production and media placement. Tenacious would be the word to describe Kim. Once she sinks her teeth into a project, there is nothing that can't be accomplished. Failure is just not a word in her vocabulary. In addition to being the visionary of KBA, Kim has had the opportunity to help clients look outside traditional advertising means when trying to accomplish a higher goal. Her current passion is Entrepreneurship in tech and digital based mobile applications and now, the Utah Blaze AFL team.

Kim's passion is her philanthropic endeavors in building opportunities for better education and bettering lives. Kim serves on the UVU foundation board working on fundraising for the University as well as local school districts. Kim has assisted in organizing and raising funds for the Provo School District's after-school programs, is a current member of United Way's Utah County Women's Philanthropic Organization as well as serving on the Business Development Corporation of Provo helping new businesses with marketing strategies. Kim is currently part of a growing number of business professionals looking to provide seed funding for up and coming businesses to get ahead, such as VMT Technologies and Inception Learning, who were awarded Businesses of the Year for 2012.

A native Texan, Kim is an avid sport/football fan and has been influenced throughout her life by her Texas football heritage and her father's respect of the game. In Texas, football is life, and through this lifestyle, Kim has been able to rub shoulders with football greats like Coach Bill Yeoman of the University of Houston who was a dear friend and colleague of her father's. She was able to witness the passion of the game while assisting her father coach her twin brothers and other young men in succeeding in the game no matter the size of their bodies. She was taught early on that the game is played by the size of the player's heart and soul and the love they have of the sport. This is what has influenced her throughout her life personally and professionally. Kim hopes to educate the public about the driving force of what Arena Football teaches, to never give up. Kim wants the world to know that the passion she has in life, family and her career is the same passion that the AFL players and coaches have.



JUSTIN HYDE

Ownership

Justin Hyde is the co-founder and president of The Hyde-Norton Group, an award-winning strategic planning and risk management firm. He has partnership interests in multiple auto dealerships, health clubs, resort, ranch and hotel properties, and mobile and bio technologies. Justin was selected as one of Utah Business Magazine's "40 under 40" picks for 2012.

Hyde also founded the Annual Rocky Mountain Economic Summit & Retreat, an event that features many of the world's foremost experts on the global and U.S. economies. The summit is covered live by Bloomberg TV, CNBC and Reuters.

Justin remains an active participant in his community and sits on the Board of Trustees for the Columbus Community Center, a foundation that has been serving individuals with disabilities within the local community of Salt Lake since 1968. Justin is also active in the Philadelphia-based Global Interdependence Center, a nonprofit organization whose mission is to reduce international conflict and improve worldwide living standards by encouraging the expansion of global dialogue and free trade, thereby improving cooperation and understanding among nations.

Justin, his wife Stefanie, and their son Bentley reside in Holladay, Utah.



CODY HYDE

Ownership

Cody Hyde is a founding partner of The Hyde-Norton Group, and currently serves as Vice President of Sales. He is a partner in a number of the firm's holdings, including resort properties, ranch properties, as well as bio and mobile technologies.

Hyde started his career alongside his brother and business partner, Justin. Together, they built a successful service-based cleaning company in Wyoming, Utah, and Idaho. Under Cody's direction, the company acquired hundreds of clients and became the largest of its kind in the three states region.

While running the company, Cody attended Brigham Young University-Idaho, where he graduated in Business Management and received the prestigious Newell K. Whitney Award, which is given to the business program's top achievers.

Cody is married to his wife Melissa, and has two children.



ISAAC JACOBSON

Ownership

Isaac Jacobson has been an entrepreneur and business owner for over two decades. His unique talents and tactics have made him proficient in streamlining strategies for business development, assembling top-tier executive teams, raising millions in start-up capital, forming strategic alliances, selling and merging companies, and recruiting powerful members to boards.

Jacobson is currently the CEO of eTAGZ Inc., a Utah company he acquired from Wasatch Ventures. eTAGZ owns and services patents on attaching memory to merchandise with over one billion retail products per year. Externally, Mr. Jacobson holds board positions with Openbook and Secure American Gold Exchange.

Isaac is dedicated to his community and currently serves on the UVU Foundation Board. He is the founder of Hispano Hope, a charity network supporting education services for children in the Hispanic community. Isaac, his wife Tara, and their three children reside in Mapleton, Utah.

FRONT OFFICE





KARL BATES

Director of Player Personnel

Karl Bates enters his third season as Director of Player Personnel for the Blaze. He oversees all aspects of scouting and roster management for the team. With a seven-year AFL playing career on his resume, Bates brings invaluable first-hand experience to the front office.

Bates began his playing career at Middle Tennessee State University, but transferred to Kentucky Wesleyan College in 1997, where he was mentored by current Blaze Head Coach Ron James. In his senior season, Bates earned first-team All-American honors after setting a single-season school record for tackles for loss (24.0) that still stands. He's one of just six players in school history to have his jersey retired.

After his collegiate career, Bates was reunited with his college position coach Ron James when he signed with the AFL's Houston ThunderBears, where he played in 2000 and 2001.

Bates joined the New Jersey Gladiators in 2002 and returned to the team the following season after the franchise moved to Las Vegas. He signed with the Detroit Fury in 2004 and scored the first offensive touchdown of his career, as he hauled in a five-yard scoring strike from quarterback Andy Kelly.

In 2005, Bates re-signed with the Gladiators for his third stint with the franchise. Following the AFL season, he went to Europe and served as a player-coach for the Roskilde Kings of the Danish American Football Federation.

Bates' final AFL campaign came in 2006 as a member of the San Jose SaberCats. The team reached the American Conference Championship before falling to the Chicago Rush, who eventually won Arena Bowl XX.

Bates has a combined eight years of coaching experience, as he often coached during the AFL's offseason. He became one of the youngest defensive coordinators in college football history when he was hired at Kentucky Wesleyan College in 2000 at the age of 22. Bates held the position for three seasons from 2000-02. He coached at Seminole High School from 2003-04, serving as Offensive/Defensive Line Coach for the varsity program and Defensive Coordinator for the junior varsity squad. He returned to Europe in 2008 and served as a Head Coach in the Danish American Football League for the Roskilde Kings (2008) and the Hvidovre Stars (2009-10).

Born and raised in St. Petersburg, FL., Bates attended Seminole High School, where he was a four-year letterman in varsity football and track. In his free time, he enjoys relaxing with his loyal dog of 10 years, Harley.



MICHAEL DIJULIO

Director of Communications

Michael DiJulio is in his second season with the Utah Blaze as the Director of Communications. He manages all communications efforts, including team publication content, community and media relations, web content and broadcasting. In addition, DiJulio assists the player personnel department in the scouting and recruitment of prospects.

Prior joining the Blaze, DiJulio served as the Chief Research Analyst for Scouting Services, Inc. In 2010, he became just the second person since 1968 to co-author "The NFL Draft Report," a publication provided by the National Football League headquarters that is annually distributed to the media, as well as NFL scouting and public relations departments, in preparation for the NFL Draft. He's had numerous articles published on Scout.com and Fox Sports.

DiJulio attended Washington State University and Bellevue College. He broke into the professional sports industry as a programming intern at a Seattle-based sports radio station.



BRENT ROBERTS

Vice President of Sales & Marketing

Brent Roberts is in his first year as the Vice President of Sales & Marketing for the Utah Blaze. Born and raised in the Salt Lake area, Roberts brings over 20 years of experience in the sports marketing industry. Prior to joining the Blaze, Roberts worked with Real Salt Lake of Major League Soccer and ESPN 700 Sports radio.

Roberts has been an avid sports fan since childhood. He is a proud supporter of Notre Dame Sports, and even has a home office that is dedicated to the Fighting Irish, from gold walls to the ND logo prominently displayed between two framed jerseys. The best advice he ever heard was from former Notre Dame Head Coach Lou Holtz, who told Fighting Irish alum Mike Golic that he should never let a day pass where he doesn't let his kids know how much he appreciates and loves their mother.

Roberts has been happily married to his wife Shannon for 24 years. He has four sons ranging from age 23 years old to 17 years old. He and his family love to travel and spend most of their time together when they are not working or going to school.



TOM SCHIMPF

Director of Game Operations

Tom Schimpf enters his sixth season with the Blaze as the Director of Game Operations. Previously, Schimpf has served in a sales and game operations capacity for the Utah Freeze (WISL), Utah Grizzlies (IHL, AHL) and Phoenix Coyotes (NHL). Schimpf directly oversees all promotional and entertainment aspects for the Blaze's game day operations.

Schimpf was selected by the AFL to assist in the overall direction of Game Operations for the 2006 ArenaBowl XX in Las Vegas, as well as the 2007 ArenaBowl XXI in New Orleans.

Before entering the field of sports, Schimpf was a concert and lighting director for Rockworks and Starfire Productions in New York. Whether they were given a lighting schematic or were asked to create one of their own, he directed and produced the lighting schemes of various music groups and television shows.

Schimpf currently resides in Salt Lake City with his wife, Janette. They have two daughters, Brooklyn and Brianna.



JAMES FARWELL

Director of Ticketing

James Farwell is in his sixth season with the Utah Blaze. As the Director of Ticketing, he organizes and coordinates ticket sales, season plans, group plans and mini plans. Farwell also manages season ticket accounts and provides customer service.

Farwell brings sales and marketing experience from Fidelity Investments, Cingular Wireless, Onepipeline, Ticketmaster and Utah Jazz Retail.

Farwell was an integral part of the Blaze ticket department that led the AFL in every major ticketing category, including overall attendance and overall revenue. These accomplishments led to the Blaze receiving the "Commissioner's Award," recognizing the franchise as the Organization of the Year in 2006.



RORY CROUCH
Equipment Manager

Rory Crouch enters his fifth season with the Utah Blaze. He joined the franchise as the Assistant Equipment Manager prior to the 2007 season, and was named the Head Equipment Manager at the end of that campaign. Under Crouch's guidance, the Blaze earned the 2011 Source One Support Staff of the Year Award. That honored marked the third time in Utah's six seasons the franchise has received the award.

Prior to the Blaze, Crouch served our country in the U.S. Army and returned home safely after completing deployment in support of "Operation Iraqi Freedom."

Crouch grew up in the Salt Lake area and attended Cottonwood High School. In his free time, he enjoys spending time with his wife, Darci, and his son, Ashton.



MARK SCHOLL
Team Physician

Dr. Scholl is an orthopedic surgeon specializing in arthroscopy, knee surgery and shoulder surgery. He is entering his sixth season as Head Team Physician of the Utah Blaze.

After undergraduate studies at Washington University in St. Louis, Dr. Scholl attended Northwestern University Medical School. He later completed an orthopaedic residency with the Emory University Department of Orthopaedics in Atlanta, where he received the university's highest award for Orthopaedic research for his work on Anterior Cruciate Ligament (ACL) reconstruction.

Dr. Scholl has been involved with care of athletes for the Atlanta Hawks, Atlanta Falcons, Real Salt Lake, Georgia Tech University and Weber State University. He is also a Team Physician for the US Ski Team and USA Rugby.



CHRIS MATICH
Head Athletic Trainer

Chris Matich received his bachelor's degree from the University of Utah and his master's degree in Athletic Training from Weber state University. Over the past 10 years, he has worked with athletes at all levels, ranging from high school to the Olympics.

During the offseason, Matich serves as the Head Athletic Trainer for East High School in Salt Lake City. He also teaches the "Sports Medicine in the Career and Technical Education" program for the Salt Lake School District. Although Matich has had the privilege of working in a variety of athletic settings, he cites football as his true passion.



BRITTANY SHARP
Dance Choreographer

Brittany Sharp enters her third season with the Blaze and her first as the organization's choreographer. Brittany was previously a member of the Blaze dance team during the 2007 and 2008 seasons, and brings over 17 years of local and international dance experience to the franchise.

Brittany's list of accomplishments in dance includes performances in the opening ceremonies and various competition venues during the 2002 Winter Olympics in Salt Lake City. She has also enjoyed multiple trips to Chicago as a performer, and has even traveled as far as Suzuka City, Japan, where she performed at the Suzuka Circuit International race course for the Grand Prix.

Along with Jazz, Hip-Hop, Modern Dance and Cheerleading, Brittany has also had training in other performance arts, including singing and stage presence.



JEANETTE NELSON
Physician Assistant

Jeanette E. Nelson, PA-C, is a certified physician assistant with additional certifications in athletic training and advanced cardiac life support.

Nelson received undergraduate degrees in Exercise and Sports Science as well as Athletic Training from the University of Utah. She completed a masters program for Physician Assistant Studies at Pacific University of Oregon in Hillsboro, Oregon. She has worked as the head athletic trainer for the University of Utah lacrosse team, as well as the director of sports medicine at Juan Diego Catholic High School. Nelson also works as a physician assistant at Solitude Mountain Resort.

In addition, Nelson has extensive experience and training in ballet and modern dance, studying with companies such as the Los Angeles Ballet Academy, the Martha Graham School of Contemporary Dance in New York City and the Royal Ballet School in London. She enjoys the outdoors and traveling with her family.

COACHES





RON JAMES

HEAD COACH

SIENA COLLEGE

2012 Head Coach of the Year

Ron James is a 28-year coaching veteran that has earned the respect of his peers and players due to his straightforward, no-nonsense approach. He is known as a strong motivator who demands the utmost level of effort and intensity from his players and staff. With 23 victories under his belt, James is the all-time winningest Head Coach in Utah Blaze history. James was introduced as the third head coach in Utah Blaze history on July 9, 2008 and enters his sixth season with the organization, as well as his 16th in the Arena Football League.

Under the direction of James, the 2012 Utah Blaze set countless franchise records while turning in the first winning season in the six-year history of the organization. Utah registered 12 regular season victories while achieving its first postseason berth since 2008. In the first round of the 2012 playoffs, the Blaze took to the road and knocked off the top-seeded San Antonio Talons to earn its first playoff victory in franchise history. The season culminated in an appearance in the National Conference Championship.

The Blaze also set regular season Arena Football League records for passing touchdowns (142), passing yards (5,758), passing first downs (332), pass attempts (753) and pass completions (510), while also breaking franchise marks for sacks (33) and interceptions (17). Utah finished first in the AFL in passing offense (319.9 ypg) while placing third in total offense (331.1 ypg) and scoring offense (62.7 ppg). At the conclusion of the season, Ron James was named the 2012 NET10 Head Coach of the Year.

James began his career with the Blaze in 2007, coaching the offensive line under Head Coach Danny White. The following season, he coached the line, served as Director of Player Personnel and would finish the season as the Defensive Coordinator. James was promoted to head coach of the Blaze in July of 2008 before the League's hiatus ended the 2009 season.

Ron James was re-hired as Head Coach of the Utah Blaze midway through the 2010 season to resurrect a struggling franchise that finished with a 2-14 record. Determined to turn the tide, James returned to the Blaze in 2011 and guided the team to a then-franchise best nine-win season. Utah produced the AFL's top passing offense (301.2 ypg) while ranking third in total offense (318.2 ypg) and scoring offense (60.1 ppg). The Blaze narrowly missed a playoff berth, losing a tie-breaker for the final spot during the last week of the season.

Prior to his tenure with the Blaze, James coached for the AFL's Las Vegas Gladiators. From 2002-04, he served as Assistant Head Coach while also leading the offensive and defensive lines. James also coached the special teams unit and developed one of the most dangerous return specialists in AFL history in Sedrick Robinson.

James was promoted to head coach of the Gladiators in 2005 and held the position for two seasons. His 2005 Gladiators team led the AFL in total offense and total defense. James' squad shattered 14 team records in the process, including new franchise season-highs for passing yards (4,664) and total yards (4,996).

From 1999-01, James coached the offensive and defensive lines while serving as Director of Player Personnel for the Houston ThunderBears. He got his start in the AFL as an assistant coach with the Albany Firebirds in 1990.

In addition to his AFL career, James has a combined 14 years of coaching experience at the collegiate level. Most recently, he was an assistant coach at the United States Military Academy at West Point (Army) from 1998-2000 under Bob Sutton (1998). He helped the team make the transition from Division I-A Independent to Conference USA, and coached light weight football at the academy while also serving as Admissions Support Officer. To this day, he still cites the annual Army-Navy game as the greatest rivalry in college football.

James was an assistant coach at Kentucky Wesleyan College for Randy Awrey (1993) and John Johnson (1994-97). He first joined the staff as the Offensive Line Coach in 1993, but was promoted to Associate Head Coach and Defensive Coordinator from 1994-97. Under James' leadership, Wesleyan LB Brian Seider was named the National Defensive Player of the Year and an All-American in 1997. James also mentored current Blaze Director of Player Personnel Karl Bates, who earned All-American status at Wesleyan during the 1999 season.

From 1992-93, James served as the Defensive Coordinator at Hartwick College (NY). Hartwick re-established its football program in 1992 after not fielding a team for 40 years. The Hawks turned in a 1-7 record during their first year back, but engineered a dramatic turnaround the following season, posting a 4-3-1 mark in 1993.

James began his coaching career at Siena College, serving as the Linebackers Coach and Strength and Conditioning Coach from 1986-89, as well as the Head Coach for the Junior Varsity program in 1988. He was then hired as the Defensive Coordinator for St. Lawrence University from 1990-92. At age 25, James became one of the youngest defensive coordinators in all of college football.

James is well known in football circles as a highly qualified identifier of player talent. He has assisted several NFL scouting departments in procuring talent and has attained championship rings for his role in their successful seasons.

During his playing career, James was a four-year starter at offensive tackle for Siena College and also saw action at defensive tackle. He garnered NCAA All-American first-team accolades and was a two-time first-team All-Conference selection. He earned a Bachelor's of Arts from Siena and an MPA from Rockefeller College.

A native of Albany, NY, Coach James is married to his wife, Lynn. They have a son, Brady, and a daughter, Alexis.





MATTHEW SAUK

Offensive Coordinator

Utah State

2012 & 2011 Assistant Coach of the Year

Known for his cerebral approach, Matthew Sauk has achieved unparalleled on-field offensive production throughout his career. Now in his third season as the Offensive Coordinator for the Blaze, Sauk was honored as the Arena Football League's Assistant Coach of the Year in each of his first two campaigns in Utah.

Sauk played an integral role in directing the Blaze passing attack to first-place rankings in consecutive seasons. Utah finished atop the Arena Football League in 2011 with an average of 301.2 passing yards per game, and then surpassed that feat in 2012 by posting an astonishing 331.1 aerial yards per contest. The 2012 Blaze offense set regular season Arena Football League records for passing touchdowns (142), passing yards (5,758), passing first downs (332), pass attempts (753) and pass completions (510).

Under Sauk's tutelage in 2012, Utah Blaze QB Tommy Grady enjoyed the greatest season of any quarterback in Arena Football League history. Grady shattered countless individual AFL records, including previous all-time marks for total touchdowns (149), total yards (5,932), passing yards (5,870), passing touchdowns (142), pass completions (507) and pass attempts (743). At season's end, Grady was named the Arena Football League's Most Valuable Player and Offensive Player of the Year.

Sauk set multiple collegiate records while attending Utah State in 1996 and 1997, where he still ranks in the top five for passing yards in a career and season. As a senior, he earned second-team All-Big West honors while leading the Aggies to the Humanitarian Bowl.

Sauk began his professional playing career with the Nashville Kats of the AFL in 2000. He signed with the Tennessee Valley Vipers of the af2 the following season and was named the league's Rookie of the Year after setting several team and league records.

Sauk signed with Los Angeles Avengers of the AFL in 2002 before re-joining the af2 from 2003-05. He returned to the Vipers in 2003, but his greatest success came as a member of the Louisville Fire from 2004-05. Sauk earned Offensive Player of the Year accolades in 2005 while topping single-season af2 records for touchdown passes, completions and passing yards. The season culminated in an American Conference Championship and a berth in ArenaCup VI.

Sauk returned to the AFL in 2006 and signed with the Philadelphia Soul, where he passed for a career-high 1,045 yards with 20 touchdowns and just three interceptions while completing a team-best 65.7 percent of his attempts. In 2007, he signed with the Grand Rapids Rampage and threw for 686 yards with 12 touchdowns.

Sauk began his coaching career in 2008, joining the Spokane Shock of the af2 as Quarterbacks/Wide Receivers Coach. Midway through the season, Sauk returned to the field for the final time in his playing career, suiting up for the AFL's Arizona Rattlers. He threw for 928 yards and delivered AFL career-best marks with 21 passing touchdowns and a 107.17 passer efficiency rating. He rejoined the Shock staff at the conclusion of the AFL season and helped guide the team through the playoffs to an ArenaCup IX berth.

After a long playing career, Sauk spent the 2009 season away from football. He concluded his career with over 17,000 passing yards and 345 touchdowns, and was inducted in the af2 Hall of Fame in 2009.

Sauk returned to the Shock staff in 2010 as Assistant Head Coach and Offensive Coordinator. His offense placed third in the AFL in scoring (61.4 ppg), as well as fifth in total offense (311.1 ypg) and passing offense (298.3 ypg). The Shock posted a 13-3 record and won Arena Bowl XXIII.

Sauk and his wife, Michele, have three children, Aysya, Trinity and Xavier.



ROB KEEFE

Defensive Coordinator

Mercyhurst

Defined by his energy, excitement, and overall passion for the game, Rob Keefe is well known for his hands-on approach to coaching. With four championship titles to his credit, Keefe brings a tradition of winning and an abundance of experience to the Utah Blaze.

Keefe took over as the new Defensive Coordinator of the Utah Blaze midway through the 2012 season and engineered a dramatic turnaround on that side of the ball. After allowing an average of 64 points over the first 10 games of the season, Utah allowed just over 51 points per contest under Keefe. In the opening round of the 2012 postseason, the change in culture was loudly put on display as the Blaze defense surrendered a mere 34 points in a victory over the top-seeded San Antonio Talons.

Keefe began his coaching career in 2009, joining the Spokane Shock as the secondary coach. That season, the Shock boasted the af2's top-ranked scoring defense, allowing just 37.6 points per game. Keefe's secondary surrendered the fifth-lowest number of passing yards per game (231.6) and registered the second-highest interception total in the league (34). The season culminated in an ArenaCup Championship title.

Keefe was promoted to Head Coach of the Shock when the organization joined the Arena Football League in 2010. Under Keefe's guidance, Spokane finished with the best record in the AFL (13-3 regular season) while producing the League's fourth-ranked scoring defense (52.7 ppg). Keefe became the youngest coach in AFL history to win a championship, as the Shock defeated the Tampa Bay Storm in ArenaBowl XXIII.

After a standout playing career at Mercyhurst College (Erie, PA), Keefe entered Arena Football in 2004 with the Columbus WarDogs of the af2. He joined the Spokane Shock (then af2) for the club's inaugural season in 2006, helping the franchise secure its first ArenaCup Championship. Keefe ended his two-year tenure with the Shock as the team's career leader in tackles (168) and interceptions (19), twice earning all-af2 accolades as a defensive back.

In 2008, Keefe entered the AFL as a member of the Philadelphia Soul. In his only AFL season as a player, Keefe helped the Soul earn a victory over the San Jose SaberCats in ArenaBowl XXII.



RON MCBRIDE

Offensive Line

San José State

On February 13, 2012, Ron McBride announced he would end a 97-day retirement and return to the gridiron to coach the offensive line for the Utah Blaze. He is now in his second season with the organization. Over a long and storied college career, he has coached over 100 future National Football League players, including NFL All-Pro's in Jamal Anderson (Atlanta Falcons), Luther Ellis (Detroit Lions), Steve Smith (Carolina Panthers) and Jordan Gross (Carolina Panthers). McBride is a college football legend in the state of Utah and brings 47 years of invaluable experience to the staff.

McBride served as head coach of the Weber State Wildcats for seven seasons from 2004-2011. He compiled a 43-28 overall record that included two NCAA FCS Playoff appearances. McBride's signature season at WSU came in 2008, when he led the Wildcats to their first Big Sky Conference Championship in 40 years. He arrived at Weber State after coaching the inside linebackers at the University of Kentucky during the 2003 and 2004 seasons.

"Coach Mac" is best known for revitalizing the football program at the University of Utah during his 13 seasons as head coach (1990-2002). Prior to his hiring, Utah had reached a bowl game just three times in 97 years. Yet in just his third season leading the program, McBride took the Utes to their first bowl appearance since 1964.

Under McBride's guidance, Utah achieved its first 10-win season in school history in 1994 and reached its highest post-season ranking to that point, climbing to No. 8 in the USA Today/ESPN Poll and No. 10 in the Associated Press Poll. McBride concluded his tenure at Utah with 88 victories – a mark that still stands as the second-most wins by a coach in school history (88-63 overall record).

In April of 2008, Coach Mac was honored by the Utah Football Coaches Association and presented with the first ever Lifetime Achievement Award for his contributions to football in the state of Utah.

McBride's coaching career began at his alma mater, San José State, where he coached the freshman team in 1965 while also serving as defensive coordinator and linebackers coach. He joined Piedmont Hills High School (San Jose, CA) as the defensive coordinator from 1966-68 before returning to the college ranks as the offensive coordinator and offensive line coach at Gavilan Junior College (1969-71).

Coach Mac would serve as offensive coordinator under Wayne Howard for the next 10 seasons, beginning in 1972 at UC Riverside. The duo moved on to Long Beach State from 1974-76, where they compiled a 23-10 record. McBride later followed Howard to the University of Utah in 1977 for his first stint with the program. He remained with the Utes for six seasons until leaving for the University of Wisconsin, where he coached the offensive line in 1983 and 1984.

When Jim Fassel was named head coach at Utah in 1985, he hired McBride as the offensive line coach, marking his second tenure with the Utes. In 1987, he left to take the same position at the University of Arizona under Dick Tomey before being promoted to assistant head coach in 1989.

McBride and his wife Vicky have four children: Danny, Mike, Kelly, and Jill. McBride's son-in-law John Baxter, who is married to daughter Jill, is the associate head coach and special teams coordinator at USC.



PLAYERS





ALPHABETICAL ROSTER

WWW.UTBLAZE.COM

@UTBLAZE

ACTIVE ROSTER

#	Name	Pos	Ht	Wt	College	Age	Exp
44	Alston, Mike	DE	6-2	250	Toledo	27	4
80	Augustus, JoVonne	WR	6-5	210	Grand Valley St.	25	R
1	Bell, Braylon	WR	6-6	205	Abilene Christian	26	R
75	Bias, George	OL	6-3	320	Stephen F. Austin	23	R
95	Black, Luke	DE	6-5	275	Fairmont St.	24	R
29	Brown, Marcus	DB	6-1	195	Arkansas St.	26	R
16	Castile, L.J.	WR	6-4	220	Delta St.	25	3
12	Chavis, Tommy	MLB	6-2	280	Missouri	25	2
66	Curry, Branden	OL	6-6	310	Florida A&M	24	R
87	Davis, Roberto	DE	6-3	260	Northwest Missouri St.	25	R
18	Deadder, Chase	WR	6-5	225	Sacramento St.	24	R
2	Ferguson, Josh	DB	5-8	180	UTEP	27	4
10	Grady, Tommy	QB	6-7	240	Utah	27	4
50	Hardrick, Jermarcus	OL	6-5	320	Nebraska	22	R
82	Harrell, Clay	FB	6-2	320	Northern St.	30	5
15	Jenkins, Jared	WR	6-3	230	Wisconsin-Stevens Point	23	2
8	Jones, Torez	DB	6-0	190	Western Carolina	22	R
72	Leatiota, Isaac	OL	6-3	315	San Jose St.	25	2
31	Leggett, Maurice	DB	6-0	195	Valdosta St.	26	R
22	Lesué, Aaron	WR	5-10	200	Utah St.	30	4
57	Mace, Keenan	DT	6-3	305	Lindenwood	23	2
11	Marsh, Antwan	JLB	6-3	210	Pikeville	29	4
42	Mortensen, Joe	MLB	6-0	270	Kansas	26	2
69	Narcisse, Antonio	OL	6-2	340	Portland State	30	6
5	Merrill, Otis	DB	5-11	190	Illinois St.	24	R
4	Phillips, Al	DB	5-11	190	Wagner	27	4
85	Rayford, Caesar	DE	6-7	270	Washington	26	4
43	Stallings, Ben	FB	5-11	265	Lambuth	25	3
33	Taplin-Ross, Justin	DB	6-4	220	Utah	23	R
64	Tennison, Bryce	OL	6-3	320	Southern Methodist	24	R
71	Tevaga, Shannon	OL	6-3	320	UCLA	26	3
7	Thompkins, Brandon	WR	5-10	185	Arkansas St.	25	3
77	Tivis, Neal	OL	6-5	320	Abilene Christian	24	2
6	Urrutia, Mario	WR	6-6	235	Louisville	27	R
99	Williams, Renard	DT	6-2	310	Eastern Washington	23	R

OTHER LEAGUE EXEMPT

Name	Pos	Ht	Wt	College	Team (League)
Brown, LaMark	WR	6-4	225	Minnesota St-Mankato	Minnesota Vikings (NFL)
Preston, Michael	WR	6-4	205	Heidelberg	Tennessee Titans (NFL)
Smith, Khreem	DE	6-4	265	Oklahoma St.	B.C. Lions (CFL)
Stephens, Nick	QB	6-3	235	Tarleton St.	Dallas Cowboys (NFL)
Turner, Dion	DB	6-0	200	Southern Utah	New Orleans Saints (NFL)

INJURED RESERVE

#	Name	Pos	Ht	Wt	College	Age	Exp
9	Hyland, David	DB	6-0	203	Morehead St.	25	3

REFUSE TO REPORT

Name	Pos	Ht	Wt	College	Age	Exp
Banks, Cornell	DT	6-3	310	Fresno State	27	R
Cox, Paul	WR	6-5	215	Mississippi Valley State	23	R
Henderson, Mario	OL	6-7	330	Florida St.	28	R



NUMERICAL ROSTER

WWW.UTBLAZE.COM

@UTBLAZE

ACTIVE ROSTER

#	Name	Pos	Ht	Wt	College	Age	Exp
1	Bell, Braylon	WR	6-6	205	Abilene Christian	26	R
2	Ferguson, Josh	DB	5-8	180	UTEP	27	4
4	Phillips, Al	DB	5-11	190	Wagner	27	4
5	Merrill, Otis	DB	5-11	190	Illinois St.	24	R
6	Urrutia, Mario	WR	6-6	235	Louisville	27	R
7	Thompkins, Brandon	WR	5-10	185	Arkansas St.	25	3
8	Jones, Torez	DB	6-0	190	Western Carolina	22	R
10	Grady, Tommy	QB	6-7	240	Utah	27	4
11	Marsh, Antwan	JLB	6-3	210	Pikeville	29	4
12	Chavis, Tommy	MLB	6-2	280	Missouri	25	2
15	Jenkins, Jared	WR	6-3	230	Wisconsin-Stevens Point	23	2
16	Castile, L.J.	WR	6-4	220	Delta St.	25	3
18	Deadder, Chase	WR	6-5	225	Sacramento St.	24	R
22	Lesué, Aaron	WR	5-10	200	Utah St.	30	4
29	Brown, Marcus	DB	6-1	195	Arkansas St.	26	R
31	Leggett, Maurice	DB	6-0	195	Valdosta St.	26	R
33	Taplin-Ross, Justin	DB	6-4	220	Utah	23	R
42	Mortensen, Joe	MLB	6-0	270	Kansas	26	2
43	Stallings, Ben	FB	5-11	265	Lambuth	25	3
44	Alston, Mike	DE	6-2	250	Toledo	27	4
50	Hardrick, Jermarcus	OL	6-5	320	Nebraska	22	R
57	Mace, Keenan	DT	6-3	305	Lindenwood	23	2
64	Tennison, Bryce	OL	6-3	320	Southern Methodist	24	R
66	Curry, Brandon	OL	6-6	310	Florida A&M	24	R
69	Narcisse, Antonio	OL	6-2	340	Portland State	30	6
71	Tevaga, Shannon	OL	6-3	320	UCLA	26	3
72	Leatiota, Isaac	OL	6-3	315	San Jose St.	25	2
75	Bias, George	OL	6-3	320	Stephen F. Austin	23	R
77	Tivis, Neal	OL	6-5	320	Abilene Christian	24	2
80	Augustus, JoVonne	WR	6-5	210	Grand Valley St.	25	R
82	Harrell, Clay	FB	6-2	320	Northern St.	30	5
85	Rayford, Caesar	DE	6-7	270	Washington	26	4
87	Davis, Roberto	DE	6-3	260	Northwest Missouri St.	25	R
95	Black, Luke	DE	6-5	275	Fairmont St.	24	R
99	Williams, Renard	DT	6-2	310	Eastern Washington	23	R

OTHER LEAGUE EXEMPT

Name	Pos	Ht	Wt	College	Team (League)
Brown, LaMark	WR	6-4	225	Minnesota St-Mankato	Minnesota Vikings (NFL)
Preston, Michael	WR	6-4	205	Heidelberg	Tennessee Titans (NFL)
Smith, Khreem	DE	6-4	265	Oklahoma St.	B.C. Lions (CFL)
Stephens, Nick	QB	6-3	235	Tarleton St.	Dallas Cowboys (NFL)
Turner, Dion	DB	6-0	200	Southern Utah	New Orleans Saints (NFL)

INJURED RESERVE

#	Name	Pos	Ht	Wt	College	Age	Exp
9	Hyland, David	DB	6-0	203	Morehead St.	25	3

REFUSE TO REPORT

Name	Pos	Ht	Wt	College	Age	Exp
Banks, Cornell	DT	6-3	310	Fresno State	27	R
Cox, Paul	WR	6-5	215	Mississippi Valley State	23	R
Henderson, Mario	OL	6-7	330	Florida St.	28	R



MICHAEL ALSTON

Defensive End

Toledo

Ht: 6-2 Wt: 250

Born: 8/28/85 AFL Exp: 4

44

PROFESSIONAL

2012 (Calgary Stampeders/Spokane Shock): Participated in mini-camp with Calgary Stampeders of the Canadian Football League...Joined the Shock midway through the season and proceeded to start 5-of-6 games...Posted nine tackles (eight solo), including four sacks for minus 13 yards...Added two quarterback hurries, one forced fumble and one blocked kick...Recovered two fumbles, one of which was returned 19 yards for a touchdown.
2011 (Spokane Shock): Started 4-of-6 games before suffering a season-ending injury...Registered 10.5 tackles (eight solo), including 1.5 stops for losses totaling two yards...Added one pass breakup and one fumble recovery.
2010 (Chicago Rush): Played in 13 games and recorded 27 tackles (14 solo), including two sacks...Added one interception and two pass breakups.
2009 (Mahoning Valley Thunder): Started 10-of-13 games for the Mahoning Valley Thunder of the af2...Delivered 32.5 tackles (26 solo), including 4.5 sacks for minus 39 yards and 10 stops for losses totaling 64 yards...Added two forced fumbles, one blocked kick and one quarterback hurry.
2007 (Cleveland Browns): Signed with the Cleveland Browns as an undrafted free agent.

COLLEGE

Ranks fifth in school history in sacks (21.5) as well as seventh in tackles for loss (36.5). **2006:** All-MAC first-team selection...Earned Toledo's Jim Nicholson Award, given annually to the player contributing most towards the success of the team...Started all 12 games and registered 85 tackles (35 solo), including eight sacks for minus 55 yards and 20 stops for losses totaling 85 yards...Added five quarterback hurries, three pass breakups, two fumble recoveries, two forced fumbles and one safety.
2005: All-MAC first-team selection...GMAC Bowl Defensive Player of the Game...Started all 12 games and recorded 59 tackles (26 solo), including 9.5 sacks for minus 67 yards and 12.5 stops for losses totaling 71 yards...Added four quarterback hurries, one pass breakup, one forced fumble and one fumble recovery.
2004: Played in 11 games and posted 50 tackles (23 solo), including five sacks for minus 34 yards and six stops for losses totaling 35 yards...Added two quarterback hurries, one forced fumble, one pass breakup and one fumble recovery.
2003: Played in nine games and collected 10 tackles (seven solo) with a two-yard tackle for loss.

PERSONAL

Attended Beechcroft High School (OH), where he earned first-team all-city honors on two occasions and was named second-team all-district once...Registered 100 tackles with seven sacks and 14 tackles for loss as a senior...Also rushed for 1,131 yards and 10 touchdowns...Father, also Mike Alston, was a standout running back at Toledo from 1976-79.



JOVONNE AUGUSTUS

Wide Receiver

Grand Valley State

Ht: 6-5 Wt: 210

Born: 2/4/88 AFL Exp: R

80

COLLEGE

2011 (Grand Valley State): All-GLIAC second-team selection...Started 9-of-11 games and registered 29 receptions for 416 yards and 11 touchdowns.
2010 (Grand Valley State): All-GLIAC second-team selection...Started 7-of-13 games and recorded 28 receptions for 590 yards and nine touchdowns...Added one solo tackle.
2009 (Grand Valley State): Transferred from College of the Canyons to Grand Valley State University...Redshirted.
2008 (College of the Canyons): Preseason All-American...Posted 29 receptions for 480 yards and four touchdowns.
2007 (College of the Canyons): All-Western State Conference second-team selection...Caught 43 passes for 700 yards and seven touchdowns.

PERSONAL

Attended Creston High School (Grand Rapids, MI)...Earned All-Conference accolades three times, as well as All-State and Team MVP honors...Also played basketball at GVSU.



BRAYLON BELL

Wide Receiver

Abilene Christian

Ht: 6-6 Wt: 205

Born: 8/24/86 AFL Exp: R

1

COLLEGE

Played at Navarro College and Cisco College before transferring to Abilene Christian.



GEORGE BIAS

Offensive Line

Stephen F. Austin

Ht: 6-3 Wt: 320

Born: 12/3/89 AFL Exp: R

75

PROFESSIONAL

2012 (Tennessee Titans): Signed with the Tennessee Titans as an undrafted free agent but was waived during final cuts

COLLEGE

2011: Associated Press FCS All-American...FCS All-American first-team selection by College Sports Madness and third-team choice by Phil Steele...Started six games at left offensive tackle...Anchored an offensive line that allowed the fewest sacks (0.45 per game) in the nation while helping to produce the sixth-ranked passing offense in the FCS (318.82 ypg).
2010: All-Southern Conference first-team selection...Started all 12 games at left tackle...Anchored an offensive line that helped produce the top-ranked passing offense in the FCS (442.92 ypg), as well as the fourth-ranked scoring offense in the country (36.25 ppg)...Led an offensive front that allowed just 1.08 sacks per game, placing 16th in the nation.
2009: All-Southern Conference honorable mention selection...Started all 13 games on the offensive line...Protected the top-ranked passing offense in the nation (343.69 ypg), as well as the sixth-ranked scoring offense (34.85 ppg), while anchoring an offensive line that allowed just 1.08 sacks per game to place 10th in the country.
2008: Started 8-of-12 games on the offensive line...Blocked for an offensive line that helped produce the nation's third-ranked passing attack (345.75 ypg).
2007: Redshirted.



LUKE BLACK

Defensive End

Fairmont State

Ht: 6-5 Wt: 275

Born: 6/4/88 AFL Exp: R

95

PROFESSIONAL

2012 (Cincinnati Bengals): Signed with the Cincinnati Bengals during training camp and played in one preseason game prior to being waived...Also attended rookie minicamps with the Dallas Cowboys and Green Bay Packers.

COLLEGE

Finished his Fairmont State career ranking sixth in school history in sacks (20) and tackles for loss (37).
2011: All-WVIAC second-team selection...Started all 11 games and delivered 29 tackles (17 solo), including four sacks for minus 21 yards and nine stops for losses totaling 33 yards...Gained nine yards on one interception and added two quarterback hurries and one pass breakup.
2010: All-WVIAC first-team selection...All-Super Region 1 third-team honors by the Football Gazette...Started all 11 games and registered 28 tackles (16 solo), including two sacks for minus three yards and five stops for losses totaling seven yards...Returned an interception 34 yards for a touchdown...Added one pass breakup.
2009: All-WVIAC first-team selection and All-Atlantic Region second-team choice...All-Super Region 1 second-team honors by Daktronics...Started all 11 games and posted 43 tackles (21 solo), including three sacks for minus eight yards and eight stops for losses totaling 21 yards...Added two forced fumbles and two pass breakups.
2008: All-WVIAC second-team selection...Started all 11 games and finished second on the school's single-season record chart for sacks...Recorded 49 tackles (18 solo), including 11 sacks for minus 56 yards and 15 stops for losses totaling 66 yards...Recovered one fumble and forced two others.
2007: Redshirted.

PERSONAL

Two-time All-State choice at Parkersburg Catholic High School, where he led the Crusaders to the state playoffs as a senior.



MARCUS BROWN

Defensive Back

Arkansas State

Ht: 6-1 Wt: 195

Born: 1/12/87 AFL Exp: R

29

PROFESSIONAL

2012 (Miami Dolphins): Played in three preseason games with Miami, totaling two solo tackles...Waived prior to the start of the season (8/25). **2011 (Seattle Seahawks/Miami Dolphins):** Posted three solo tackles in one preseason appearance vs. the San Diego Chargers (8/11) before being waived by the Seattle Seahawks (8/18)...Signed to the practice squad by the Miami Dolphins (12/7). **2010 (Seattle Seahawks):** Signed with the Seattle Seahawks as an undrafted free agent (4/24) and played in all four preseason games, totaling one assisted tackle...Waived during final cuts (9/4) before being re-signed to the practice squad (9/6)...Promoted from the practice squad to the active roster (12/20) and played in one game vs. the St. Louis Rams (1/2/11).

COLLEGE

2009: Played in 11 games with five starts at nickel and registered 50 tackles (29 solos), including 2.5 stops for losses totaling four yards...Also caused one fumble and deflected five pass attempts...Gained 62 yards on two kickoff returns (31.00 avg)...Contributed to a secondary that finished ranking third in the conference and 60th in the nation, allowing 218.50 aerial yards per game. **2008:** Played in all 12 games and delivered a career-high 57 tackles (40 solos), including five stops for losses totaling 15 yards...Returned his only fumble recovery 71 yards for a touchdown...Caused two fumbles...Gained three yards on his only interception and deflected four other pass attempts...Contributed to a secondary that finished ranking second in the conference and 63rd in the nation, allowing 211.33 aerial yards per game. **2007:** Sat out the season. **2006:** Played in the first eight games of the season with one start and registered 12 tackles (eight solos), including 0.5 stops for losses totaling two yards...Also recovered a fumble and gained 12 yards on a kickoff return.

PERSONAL

Attended Lee High School (Marianna, AR)...Two-time All-State honoree...Totalled 16 touchdowns as a senior while splitting time as a quarterback, wide receiver and running back...Gained 720 yards rushing, 630 yards receiving and 300 yards passing while adding 12 sacks on defense.



L.J. CASTILE

Wide Receiver

Delta State

Ht: 6-4 Wt: 220

Born: 9/7/87 AFL Exp: 3

16

PROFESSIONAL

2012 (New Orleans VooDoo): Started 14-of-16 games and recorded 104 receptions for 1,196 yards and 27 touchdowns...Gained 24 yards on five kickoff returns...Added 11 tackles (eight solo) with one forced fumble...Assigned to the VooDoo on November 15, 2011. **2011 (New Orleans VooDoo/Cleveland Browns):** Assigned to the New Orleans VooDoo on June 21...Played in all four games and caught four passes for 27 yards...Added one solo tackle...Placed on the exempt list (7/29) after signing with the Cleveland Browns (7/30) and participated in training camp...Played in all four preseason games and gained 17 yards on two receptions and 20 yards on one carry before being waived (9/3).

COLLEGE

2010 (Delta State): Transferred from Houston to Delta State...All-American honorable mention by D2Football.com...All-Super Region first-team honoree by Daktronics...All-Super Region II third-team selection by Don Hansen...All-Gulf South Conference first-team choice...Started 11-of-15 games and helped lead Delta State to the Division II National Championship game...Led the team with 67 receptions for 900 yards and 13 touchdowns...Gained 28 yards on three carries...Also completed a 38-yard pass...Added two assisted tackles and one blocked kick. **2009 (Houston):** Played in all 14 games with one start...Delivered 22 receptions for 217 yards and seven touchdowns...Added one solo tackle and three blocked kicks. **2008 (Houston):** Played in all 13 games with two starts...Registered 31 receptions for 531 yards and eight touchdowns...Added two solo tackles. **2007 (Houston):** Played in all 13 games with one start...Posted seven catches for 106 yards and one touchdown...Gained 72 yards on nine carries...Also completed 1-of-2 passes for a loss of three yards. **2006 (Houston):** Redshirted.

PERSONAL

Attended LaMarque High School (TX)...All-Region selection by PrepStar magazine...Member of the Houston Chronicle Top 100...Selected to the State 100 by the Fort Worth Star-Telegram...Named the District 23-4A MVP and Player of the Year...All-County first-team honoree by the Galveston Daily News...Led LaMarque to a Regional championship with a 13-1 overall record...Threw for 1,155 yards and 17 touchdowns as a senior, adding 718 yards and 11 scores on the ground...Also lettered in basketball and won the Dennis Rodman Award while being named the 2004-05 Co-MVP.



TOMMY CHAVIS

Linebacker

Missouri

Ht: 6-2 Wt: 280

Born: 8/27/87 AFL Exp: 2

12

PROFESSIONAL

2012 (Kansas City Command): Started 16-of-17 games and recorded 27 tackles (19 solo), including 6.5 sacks for minus 52 yards, eight stops for losses totaling 53 yards and three forced fumbles...Gained one yard on three fumble recoveries and added two quarterback hurries, one pass breakup and one blocked kick.

COLLEGE

2008 (Missouri): Started all 13 games and registered 44 tackles (21 solo), including three sacks for minus 20 yards, six stops for losses totaling 31 yards and two forced fumbles...Added three quarterback hurries and two pass breakups. **2007 (Missouri):** All-Big 12 honorable mention selection...Started all 14 games and posted 46 tackles (29 solo), including 4.5 sacks for minus 25 yards, seven stops for losses totaling 28 yards and two forced fumbles...Added three quarterback hurries, one pass breakup and one blocked kick. **2006 (Missouri):** Transferred from Kilgore College to the University of Missouri...Played in all 13 games and contributed 13 tackles (seven solo). **2005 (Kilgore College):** Began his collegiate career playing for Kilgore College (TX).

PERSONAL

Attended West Orange-Stark High School (Orange, TX), where he was a three-year varsity starter...Earned 22A Super Team honors and was a finalist for the Willie Ray Smith Award as a senior...Also lettered in track and power lifting, and was a member of the National Honor Society.



BRANDEN CURRY

Offensive Line

Florida A&M

Ht: 6-8 Wt: 310

Born: 12/22/88

AFL Exp: R

66

COLLEGE

2011 (FAMU): Started all 10 games at offensive tackle. **2010 (FAMU):** Started 7-of-10 games. **2009 (FAMU):** Started all six games in which he played. **2008 (FAMU):** Transferred from Marshall University to Florida A&M and sat out the season per NCAA rules. **2007 (Marshall):** Redshirted.

PERSONAL

Attended Boyd Anderson High School (Hollywood, FL), where he lettered in football and track...Earned All-State and All-County first-team honors after not allowing a sack and recording 50 pancake blocks as a senior...Also an All-County selection as a shot putter.



ROBERTO DAVIS

Defensive End

Northwest Missouri State

Ht: 6-3 Wt: 260

Born: 3/7/87

AFL Exp: R

87

PROFESSIONAL

2011 (Saskatchewan Roughriders): Signed to the practice roster of the Saskatchewan Roughriders of the Canadian Football League (9/27), but was later released (11/5).

COLLEGE

2010 (Northwest Missouri State): All-Mid-America Intercollegiate Athletics Association first-team choice...All-Super Region 4 second-team selection by Daktronics...Started all 14 games and delivered 49 tackles (26 solo), including seven sacks for minus 56 yards and 10.5 stops for losses totaling 63 yards...Added four quarterback hurries, three forced fumbles and three pass breakups. **2009 (Northwest Missouri State):** Won the Division II National Championship...Started 4-of-15 games and registered 32 tackles (18 solo), including seven sacks for minus 42 yards and 13 stops for losses totaling 60 yards...Added three forced fumbles, two blocked kicks, two quarterback hurries, one pass breakup and one fumble recovery...Also gained 30 yards on two punt returns. **2008 (Reedley College):** All-Valley Conference...All-California...Played in 11 games and recorded 50 tackles, including 15 sacks. **2006 (New Mexico State):** Redshirted. **2005 (New Mexico State):** Played in 14 games as an offensive lineman.

PERSONAL

Attended Copperas Cove High School (TX)...Two-time All-State selection...Earned All-Conference and All-District honors...Competed on both the offensive and defensive lines and didn't allow a sack as a senior...Also played basketball and ran track.



CHASE DEADER

Wide Receiver

Sacramento State

Ht: 6-5 Wt: 225

Born: 11/20/88

AFL Exp: R

18

PROFESSIONAL

2012 (Tennessee Titans): Signed with the Tennessee Titans as an undrafted free agent (5/3)...Attended training camp and played in three preseason games prior to being waived (8/27).

COLLEGE

2011: Limited to six games (five starts) due to injury...Caught 15 passes for 152 yards and four touchdowns, adding two rushing attempts and a 10-yard punt return...Posted one solo tackle, one forced fumble and one blocked kick on special teams. **2010:** All-Big Sky Conference second-team selection...Voted Sacramento State's Most Valuable Player...Started all 11 games and led the team with 37 receptions for 788 yards and six touchdowns, adding 40 yards on three carries...Recorded five tackles (two solo) on special teams. **2009:** Missed the entire season due to injury. **2008:** Started 3-of-10 games and recorded 21 receptions for 358 yards and one touchdown...Added nine tackles (five solo) on special teams. **2007:** Redshirted.

PERSONAL

Attended Central Catholic High School (Modesto, CA), where he played football, basketball and ran track...Earned All-State and first-team All-Western Athletic League honors as a senior after delivering 31 receptions for 625 yards and seven touchdowns...Also rushed for 219 yards on 13 carries...Posted 32 tackles and one interception as a defensive back...Named the Tri-Valley League's best all-around player in basketball and was MVP of the track team.



JOSH FERGUSON

Defensive Back

UTEP

Ht: 5-8 Wt: 180

Born: 6/14/85

AFL Exp: 4

2

PROFESSIONAL

2012 (Spokane Shock): Started all 14 games in which he played and posted 72 tackles (63 solo), including a two-yard tackle for loss...Gained 28 yards on two interceptions and added 13 pass breakups and one fumble recovery. **2011 (Spokane Shock):** Started 5-of-6 games and delivered 32 tackles (26 solo), including a one-yard tackle for loss...Added five pass breakups. **2010 (Chicago Rush):** All-Arena second-team selection...Played in 17 games and registered 117 tackles (96 solo)...Gained 123 yards with two touchdowns on nine interceptions...Added 22 pass breakups...Gained 125 yards on kickoff returns. **2009 (Peoria Pirates):** Started 2-of-8 games and recorded 50 tackles (41 solo)...Added nine pass breakups and two forced fumbles...Gained 81 yards on two interceptions and nine yards on a fumble recovery...Returned six kickoffs for 77 yards and one missed field goal for 10 yards.

COLLEGE

2008 (UTEP): All-Conference USA second-team selection as a return specialist...Started all 12 games and posted 56 tackles (27 solo), including 1.5 sacks for minus 11 yards and 2.5 stops for losses totaling 14 yards...Gained two yards on two interceptions...Added six pass breakups and two forced fumbles...Returned a fumble 45 yards for a touchdown...Gained 572 yards on 24 kickoff returns and 47 yards on six punt returns. **2007 (UTEP):** Started the first three games of the season at right corner before suffering a season-ending injury...Granted a medical redshirt...Finished with six tackles (five solo), including a two-yard sack. **2006 (UTEP):** All-Conference USA honorable mention...Started 11-of-12 games at left corner and recorded 58 tackles (33 solo), including 1.5 stops for losses totaling three yards...Gained 31 yards on two interceptions and one yard on a fumble recovery...Added six pass breakups...Returned 13 kickoffs for 260 yards. **2005 (UTEP):** Started 7-of-12 games and registered 31 tackles (25 solo), adding five pass breakups, one forced fumble and one fumble recovery...Gained 81 yards with one touchdown on two interceptions...Returned six punts for 61 yards and two kickoffs for 41 yards. **2004 (Chabot College):** All-Conference first-team selection...Set a single-game school record with 221 yards on returns...Led the state of California in punt return average (21.0 ypr) and kickoff return average (33.0 ypr)...Notched 41 tackles with three interceptions and eight pass breakups.

PERSONAL

Attended Hayward High School (CA), where he earned first-team All-League and second-team All-Bay Area honors as a senior...Also competed in basketball (point guard), baseball (left fielder) and track (100 meters, 200 meters, high jump, long jump, 4x100 relay, 4x400 relay) in high school...All-League honoree in basketball and baseball.

TOMMY GRADY

A photograph of Tommy Grady, a professional football player, in his Utah Blaze uniform. He is wearing a black helmet with orange and white flame-like graphics and a black jersey with orange accents. The number 10 is visible on his jersey. He is holding a football with both hands. In the background, another player in a similar uniform is visible, and the stadium lights and crowd are partially seen.

2012

MOST VALUABLE PLAYER

OFFENSIVE PLAYER OF THE YEAR

FIRST-TEAM ALL-ARENA SELECTION

AFL RECORDS

6,702 TOTAL YARDS

164 TOTAL TOUCHDOWNS

6,637 PASSING YARDS

157 TOUCHDOWN PASSES

579 PASS COMPLETIONS

856 PASS ATTEMPTS



TOMMY GRADY

Quarterback

Utah

Ht: 6-7 Wt: 240

Born: 3/18/85 AFL Exp: 4

10

PROFESSIONAL

2012 (Utah Blaze): National Guard MVP of the Year and Russell Athletic Offensive Player of the Year...First-Team All-Arena Selection...Named Russell Athletic Offensive Player of the Week three times and National Guard Most Valuable Player of the Week on two occasions...Also earned AFL Playmaker of Week 19 and Spalding Highlight of Week 4...Shattered regular season AFL records for passing touchdowns (142), total touchdowns (149), passing yards (5,870), pass completions (507) and pass attempts (743)...Set AFL postseason single-game records for touchdowns (10) and attempts (63) in the National Conference Championship...Tied a single-game AFL record with 12 touchdowns passes vs. Cleveland in Week 19...Completed 579-of-855 pass attempts (67.7%) for 6,637 yards with 157 touchdowns and 26 interceptions, adding 65 yards with seven scores on 42 attempts...Assigned to the Blaze on September 19, 2011. **2011 (Utah Blaze):** National Guard MVP of the Year Candidate...Started the first 15 games of the year and was on pace to shatter AFL passing records before suffering a season-ending injury...Tied Joe Germaine's single-season Blaze record with 107 touchdown passes, as that mark also ranks fifth in AFL history...Led a Blaze offense that finished first in the AFL in passing (301.2 ypg) and third in scoring (60.1 ppg)...Finished third in the league in passing efficiency (120.0) and passing yards per game (291.0)...Completed 382-of-580 pass attempts (65.9%) for 4,365 yards with 107 touchdowns and just 11 interceptions...Gained 44 yards with five more scores on 30 carries...Assigned to the Blaze on September 29, 2010...Signed with the Sacramento Mountain Lions of the United Football League following the AFL season, but was later injured-waived. **2010 (Oklahoma City Yard Dawgz):** Started every game for the Oklahoma City Yard Dawgz and completed 363-of-597 pass attempts (60.8%) for 4,307 yards with 81 touchdowns and 17 interceptions...Held a passer efficiency rating of 104.87...Rushed 23 times for minus 28 yards and another score...Worked out with the Miami Dolphins on two occasions following the AFL season. **2009 (Oklahoma City Yard Dawgz):** Played in two games with one start for the Yard Dawgz of the af2...Set single-game team records for completions (31) and pass attempts (44)...Finished the season completing 56-of-85 pass attempts (65.9%) for 687 yards with 13 touchdowns and two interceptions.

COLLEGE

2007 (Utah): Played in six games with three starts...Completed 58-of-115 pass attempts (50.4%) for 681 yards with four touchdowns and three interceptions...Rushed 12 times for minus 28 yards. **2006 (Utah):** Played in seven games and completed 7-of-14 pass attempts (50.0%) for 102 yards with one touchdown and three interceptions. **2005 (Utah):** Transferred to Utah from the University of Oklahoma...Practiced with the Utes but could not play in games due to NCAA transfer rules. **2004 (Oklahoma):** Served as the backup to Heisman Trophy winner Jason White at the University of Oklahoma...Played in five games and completed 12-of-14 pass attempts (85.7%) for 63 yards with one touchdown and no interceptions...Rushed once for nine yards. **2003 (Oklahoma):** Redshirted.

PERSONAL

Attended Edison High School, where he was considered one of the top prep quarterback prospects in the country...Rated a four-star prospect by recruiting services Rivals.com and Scout.com...Completed 177-of-320 pass attempts (55.3%) for 2,474 yards with 15 touchdowns and nine interceptions as a senior while leading his team to the state playoffs...Won a state championship as a junior in 2001 while throwing for 2,791 yards with 33 touchdowns and just three interceptions...Participated in the prestigious Elite 11 Quarterback Camp following his junior year...Started playing football at age 10...Father played college football at California (Berkeley)...Brother, Jeff, played quarterback at Fresno State.



JERMARCUS HARDRICK

Offensive Line

Nebraska

Ht: 6-5 Wt: 320

Born: 5/30/90 AFL Exp: R

50

PROFESSIONAL

2012 (Tampa Bay Buccaneers/New Orleans Saints): Signed with the Tampa Bay Buccaneers as an undrafted free agent (5/7)...Participated in training camp and played in three preseason games prior to being waived during final cuts (8/31)...Signed to the practice squad of the New Orleans Saints (11/22).

COLLEGE

2011 (Nebraska): Started all 13 games at left offensive tackle...Anchored an offensive line that ranked 15th in the nation with an average of 217.23 rushing yards per game. **2010 (Nebraska):** Played in all 14 games and helped the Cornhuskers finish ninth in the nation with an average of 247.57 yards per game on the ground. **2009 (Fort Scott Community College):** All-Jayhawk Conference first-team selection...All-Region VI choice...Started every game, helping Fort Scott finish with an 11-1 record while averaging over 30 points per game. **2008 (Fort Scott Community College):** All-Jayhawk Conference second-team selection...Led Fort Scott to a 9-2 overall record, ranking sixth in the final national rankings.

PERSONAL

Attended South Panola High School (Batesville, MS)...Hardrick did not lose a game in high school, helping South Panola to three consecutive 5A state titles during his prep career...Nickname is "Yoshi."



CLAY HARRELL

Fullback

Northern State

Ht: 6-2 Wt: 320

Born: 2/27/82 AFL Exp: 5

82

PROFESSIONAL

2011 (Spokane Shock): Gained 73 yards with three touchdowns on 21 carries. **2010 (Spokane Shock):** Arena Bowl XXIII Champion...Gained 56 yards with five touchdowns on 17 carries...Caught three passes for 10 yards. **2008 (Los Angeles Avengers):** Started 15 games on the offensive line for the AFL's Los Angeles Avengers...Caught seven passes for 79 yards and four touchdowns...Added two solo tackles. **2007 (Nashville Katz):** Started 15 games on the offensive line for the AFL's Nashville Katz...Posted one solo tackle. **2006 (Everett Hawks):** All-af2 second-team selection as a defensive lineman...Delivered seven sacks in 13 games for the Everett Hawks.

COLLEGE

2003 (Northern State): All-NSIC honorable mention selection...Started all 11 games at right tackle...Anchored an offensive line that paved the way for an offense that ranked first in the NSIC in passing and total offense...Added two solo tackles, including a three-yard tackle for loss. **2002 (Northern State):** Starter at right tackle. **2001 (Sierra Community College):** Played at Sierra Community College. **2000 (Sierra Community College):** Played at Sierra Community College.

PERSONAL

Served as the Offensive Line Coach for the Spokane Shock in 2012.



JARED JENKINS

Wide Receiver
Wisconsin-Stevens Point
Ht: 6-3 Wt: 230
Born: 4/26/89 AFL Exp: 2

15

PROFESSIONAL

2012 (Milwaukee Mustangs): Named the AFL's Offensive Player of the Week...Started all 18 games for the Mustangs and led the team with 119 receptions for 1,610 yards with 34 touchdowns, adding 31 yards on five carries...Gained 39 yards on nine kickoff returns...Added 11.5 tackles (11 solo) and one fumble recovery. **2011 (Detroit Lions/St. Louis Rams):** Spent time with the Detroit Lions and St. Louis Rams as an undrafted free agent.

COLLEGE

Set a school record with 3,632 career receiving yards...Finished second in Wisconsin-Stevens Point history with 273 receptions and 34 touchdowns. **2010:** AFCA All-American first-team selection as a punter...AP Little All-American second-team as a punter...Named to the All-American team as a punter by D3Football.com...All-West Region first-team choice as a punter and third-team selection as a wide receiver...All-WIAC first-team honoree...Started all 10 games and registered 67 receptions for 946 yards with 10 touchdowns, adding 37 yards and another score on eight carries...Gained 63 yards on one kickoff return...Also averaged 43.9 yards on 31 punts...Posted three tackles (two solo)...Attempted one pass, which fell incomplete. **2009:** AFCA All-American first-team choice as a punter...All-WIAC first-team selection as a wide receiver...Placed fourth in school history in receiving yards while also tying for third in touchdown receptions...Started all 10 games...Recorded 80 receptions for 1,210 yards with 12 touchdowns, adding 60 yards on five carries...Completed two pass attempts for 27 yards...Averaged 42.8 yards on 37 punts...Posted three solo tackles. **2008:** All-WIAC first-team selection as a wide receiver...Placed third in single-season school history in receptions...Started 10-of-11 games...Caught 83 passes for 912 yards with eight touchdowns, adding 52 yards and another score on 15 carries...Posted three solo tackles. **2007:** Started 7-of-9 games...Led the team with 43 receptions for 564 yards with four touchdowns, adding 61 yards on 12 carries.

PERSONAL

Also a member of the basketball team at Wisconsin-Stevens Point, where he was named to the All-Tournament team of the 2010 Final Four after leading his squad to a National Championship...Attended Rufus King High School (Milwaukee, WI).



TOREZ JONES

Defensive Back
Western Carolina
Ht: 6-0 Wt: 290
Born: 7/19/90 AFL Exp: R

8

COLLEGE

2011: Elected to forego final year of eligibility and applied for the NFL Supplemental Draft. **2010:** All-Southern Conference first-team selection...Earned SoCon Defensive Player of the Month honors in September...Named the SoCon Defensive Player of the Week and College Football Performance Awards (CFPA) National Defensive Performer of the Week after tying a SoCon single-game record with four interceptions vs. Gardner-Webb...Started all 10 games in which he played and registered 62 tackles (41 solo), including a 10-yard sack...Gained 54 yards on seven interceptions and added five pass breakups and one fumble recovery. **2009:** Appeared in eight games and recorded four tackles (three solo). **2008:** Appeared in four games.

PERSONAL

Attended James Hunt High School (Wilson, NC)...Named the Eastern Carolina Conference co-Player of the Year, All-State and Ironman of the Year as a senior.



ISAAC LEATIOTA

Offensive Line
San Jose State
Ht: 6-3 Wt: 315
Born: 12/30/87 AFL Exp: 2

72

PROFESSIONAL

2012 (San Jose SaberCats): Played in two games with one start for San Jose...Assigned to the SaberCats on October 21, 2011.

COLLEGE

2010: Started all 12 games at offensive guard. **2009:** Started 11-of-12 games at left offensive guard...Gave up a chance to start in the final home game, electing to allow a fellow offensive lineman the chance to start on Senior Night. **2008:** Started the final nine games of the season after missing the first two contests. **2007:** Started 10-of-12 games at offensive guard.

PERSONAL

Attended Wilcox High School (Sunnyvale, CA)...All-State second-team selection by CalHSports and All-Central Coast pick as a senior...Named league Defensive Most Valuable Player as a senior after posting 60 tackles and five quarterback sacks...Birth name is "Tufoua," which means "high chief" in Samoan.



MAURICE LEGGETT

Defensive Back
Valdosta State
Ht: 6-0 Wt: 195
Born: 10/2/86 AFL Exp: R

31

PROFESSIONAL

2012 (Detroit Lions): Signed with the Detroit Lions (7/29), but was released prior to the start of the season (8/17). **2010 (Kansas City Chiefs):** Re-signed with the Chiefs (3/29), but missed the season after being placed on injured reserve (9/4). **2009 (Kansas City Chiefs):** Played in 10 games on special teams and eight contests on defense with one start at left cornerback...Contributed 15 tackles (14 solo) and five pass breakups...Also had five punt returns for 13 yards, three special teams tackles and one fumble recovery on special teams...Placed on injured reserve (11/25) after suffering a shoulder injury suffered vs. Pittsburgh (11/22). **2008 (Kansas City Chiefs):** Received the Mack Lee Hill Award as the Kansas City Chiefs' top rookie...Played in 12 games on special teams and eight contests (three starts) on defense...Was also inactive for three contests...Had 32 tackles (29 solo), an interception for a 27-yard touchdown, four pass breakups, five special teams stops and five kickoff returns for 103 yards...Also had a 67-yard touchdown on a fake field goal fumble return...Signed with the Chiefs as an undrafted free agent (5/2).

COLLEGE

2007: All-Gulf South first-team selection...Won the Division II National Championship...Started 12 games and registered 46 tackles (29 solo), including a two-yard tackle for loss...Added five interceptions for 107 yards and one touchdown, eight pass breakups and three blocked kicks...Also returned a blocked punt six yards for a touchdown...Gained 82 yards on three kickoff returns. **2006:** Set a single-season school record with 15 pass breakups...Started all 10 games and delivered 29 tackles (10 solo) with a 10-yard sack and two stops for losses totaling 16 yards...Added three interceptions for three yards, one blocked kick, and one fumble recovery returned 57 yards for a touchdown...Gained 48 yards on two kickoff returns and 17 yards on a punt return. **2005:** Started 6-of-11 games and posted 27 tackles (19 solo) with a nine-yard sack and five stops for losses totaling 19 yards...Added one fumble recovery and one interception returned 60 yards for a touchdown...Returned a blocked punt 20 yards for another touchdown. **2004:** Won the Division II National Championship...Played in 12 games and contributed 34 tackles (24 solo) with one forced fumble.

PERSONAL

Attended Mt. Zion High School in Jonesboro, GA.



AARON LESUE

Wide Receiver
Utah State
Ht: 5-10 Wt: 200
Born: 3/10/82 AFL Exp: 4

22

PROFESSIONAL

2012 (Utah Blaze): All-Arena first-team selection...Set a single-season combined AFL record (regular and postseason) with 64 touchdown receptions...Set a franchise record and placed third in AFL history with 56 touchdown receptions and 340 points scored during the regular season...Finished second in franchise history and ninth in AFL history with 15 receptions during the regular season...Started all 20 games and registered 181 receptions for 2,155 yards with 64 touchdowns...Gained 31 yards on six kickoff returns...Added 11.5 tackles with one forced fumble.

2011 (Utah Blaze): Earned the JLS Ironman of the Week Award on three occasions...Named the Russell Athletic Offensive Player of the Game once...Played in 14 games with eight starts and finished second on the team with 27 receiving touchdowns, as he totaled 912 yards on 77 receptions...Gained 59 yards on nine kickoff returns...Added 14 tackles...Assigned to the Blaze on September 9, 2010. **2010 (Utah Blaze):** Earned JLS Ironman of the Week honors against the Milwaukee Iron...Played in 10 games and totaled 19 receptions for 233 yards and five touchdowns...Gained eight yards with another score on three carries...Added 25.0 tackles, and one fumble recovery...Assigned to the Blaze on February 24, 2010.

COLLEGE

2007 (Utah State): Played in nine games for Utah State and started at tailback in the season-opener against UNLV...Gained 92 yards with one touchdown on 35 carries, adding 34 yards on three receptions...Also returned 16 kickoffs for 394 yards...Posted one assisted tackle. **2006 (Utah State):** Transferred from Dixie State to Utah State and walked on to the football program...Played in all 12 games with three starts at wide receiver and one at tailback...Registered 10 receptions for 131 yards and added 51 yards on 16 carries...Gained 73 yards on three kickoff returns and delivered five tackles. **2005 (Dixie State):** Caught 17 passes for 258 and one touchdown at Dixie State College (St. George, UT). **2004 (Dixie State):** Caught 13 passes for 209 yards and one touchdown as a freshman at Dixie State.

PERSONAL

Attended Churchill County High School (Fallon, NV), where he a first-team all-conference choice as a senior after producing more than 1,000 yards with 12 touchdowns...Other honors included team MVP, Offensive MVP of the BYU football camp and JCFootball.com all-combine team...Served an LDS Church Mission in Ireland from 2001-03.



KEENAN MACE

Defensive Tackle
Lindenwood
Ht: 6-3 Wt: 305
Born: 8/10/89 AFL Exp: 2

57

PROFESSIONAL

2012 (Utah Blaze): Started all 13 games in which he played and registered 18.5 tackles (15 solo), including seven sacks for minus 43 yards and nine stops for losses totaling 67 yards...Added one forced fumble and one fumble recovery. **2011 (Dallas Cowboys):** Signed with the Dallas Cowboys following the NFL lockout, but had his contract voided by the league after it was determined he had college eligibility remaining.

COLLEGE

2010: All-Heart of America Conference third-team selection...Played in all 11 games with seven starts and delivered 24 tackles, including one sack for minus nine yards and five stops for losses totaling 13 yards...Posted a team-high three fumble recoveries. **2009:** Sat out season. **2008:** Sat out season. **2007:** Played in eight games and notched 26 tackles, including 0.5 sacks for minus three yards and four stops for losses totaling 12 yards...Also recovered two fumbles.

PERSONAL

Attended Beaumont High School (St. Louis, MO)...Named All-State, All-City, first-team All-Conference and team MVP as a senior...Registered 97 tackles, five sacks, two interceptions, five fumble recoveries and three defensive touchdowns, adding 251 yards on 16 receptions and 113 yards rushing.



ANTWAN MARSH

Linebacker
Pikeville
Ht: 6-3 Wt: 210
Born: 7/10/83 AFL Exp: 4

11

PROFESSIONAL

2012 (Orlando Predators/Utah Blaze): Started all 10 games in which he played in for the Blaze and finished fourth on the team with 43.5 tackles (35 solo)...Gained 28 yards on one interception and five yards on three fumble recoveries while adding four pass breakups...Also gained 21 yards with one touchdown on two net kickoff recoveries...Started each of Utah's postseason contests and contributed 4.5 tackles (three solo) with two pass breakups and one fumble recovery...Claimed off of waivers by the Blaze on April 27, 2012...Participated in training camp with the Orlando Predators, but did not play in a game and was placed on reassignment midway through the season. **2011 (Spokane Shock):** Started 14-of-15 games for the Shock and registered 63.5 tackles (43 solo), including a two-yard tackle for loss...Added two fumble recoveries, one interception and four pass breakups...Also started Spokane's playoff game and posted 1.5 tackles (one solo), one interception, one fumble recovery and one forced fumble. **2010 (Spokane Shock):** Won an ArenaBowl Championship as a member of the Spokane Shock...Recorded 29.5 total tackles, including one tackle for loss, and added four interceptions and three pass breakups. **2008 (Georgia Force):** Signed with the Georgia Force prior to the season, but aggravated his knee injury and was released. **2007 (New York Giants):** Activated by the Colts from the reserved/left camp list and was released...Claimed off of waivers by the New York Giants, but failed a physical and was released. **2006 (Indianapolis Colts):** Signed with the Colts as an undrafted free agent, but left training camp days after arriving...Placed on the reserved/left camp list.

COLLEGE

2005 (Pikeville): First-team NAIA All-American...Named the Mid-South Conference East Division Defensive Player of the Year...All-Mid-South Conference East Division first-team selection...Played in 10 games and registered 70 tackles (46 solos) with one sack and five tackles for loss...Gained 64 yards on three interceptions, recovered two fumbles and forced two others...Gained 160 yards on eight kickoff returns...Rushed four times for 17 yards and touchdown...Caught 18 passes for 438 yards and four touchdowns. **2004 (Pikeville):** First-team NAIA All-American...Named the Mid-South Conference East Division Defensive Player of the Year...All-Mid-South Conference East Division first-team selection as a defensive back and kick return specialist...Played in 11 games and recorded 77 tackles (55 solos)...Forced one fumble, recovered another and blocked one PAT...Gained 53 yards on four interceptions and added seven pass breakups...Gained 599 yards with two touchdowns on 17 kickoff returns and 10 yards on one punt return...Caught 13 passes for 296 yards and six touchdowns. **2003 (Pikeville):** Transferred to Pikeville...All-Mid-South Conference East Division first-team selection...Played in eight games and gained 49 yards on four interceptions, adding six pass breakups...Returned four kickoffs for 192 yards and one touchdown. **2002 (Cophah-Lincoln C.C.):** Played at Cophah-Lincoln Community College (Wesson, MI) as a true freshman.



OTIS MERRIL

Defensive Back
Illinois State
Ht: 5-11 Wt: 190
Born: 6/6/88 AFL Exp: R

5

PROFESSIONAL

2012 (Green Bay Packers): Signed with the Green Bay Packers as an undrafted free agent...Played in all four preseason games and recorded six tackles (five solo) while also handling kick return duties...Released during final cuts (8/31), but was re-signed to the practice squad (12/19).

COLLEGE

2011 (Illinois State): All-Missouri Valley Conference second-team selection...Started 10-of-11 games at cornerback and recorded 41 tackles (32 solo), including 1.5 stops for losses totaling three yards...Added four pass breakups, one interception and one forced fumble. **2010 (Illinois State):** Started 1-of-10 games at cornerback and finished the season with 13 tackles (six solo) and one pass breakup. **2009 (Illinois State):** Started 4-of-11 games at cornerback and registered 22 tackles (14 solo)...Added two pass breakups and one quarterback hurry. **2008 (Wisconsin):** Played in the Champs Sports Bowl against Florida State. **2007 (Wisconsin):** Redshirted.

PERSONAL

Attended Glenville High School (Cleveland, OH)...All-Midwest Region selection by PrepStar.com...All-Ohio honorable mention...Two-time All-Conference selection...Posted three interceptions and seven pass breakups as a senior...Four-year letterman in football and track...High School teammates with former NFL players Ted Ginn, Jr. and Troy Smith.



JOE MORTENSEN

Linebacker
Kansas
Ht: 6-0 Wt: 270
Born: 7/27/86 AFL Exp: 2

42

PROFESSIONAL

2012 (Utah Blaze): Started 14-of-16 games, including both playoff contests...Delivered 25 total tackles (15 solo), including 3.5 sacks for minus nine yards and five stops for losses totaling 16 yards...Added one pass breakup and one safety...Gained two yards on a fumble recovery. **2009 (Buffalo Bills):** Participated in rookie minicamp with the Buffalo Bills.

COLLEGE

2008: Member of Watch Lists for the Rotary Lombardi Award and Bronko Nagurski Trophy...Preseason All-Big 12 selection...Started all 13 games and finished fourth on the team with 90 tackles (35 solos), including two sacks for minus eight yards and eight stops for losses totaling 21 yards...Added nine quarterback hurries, four pass breakups, two fumble recoveries and one forced fumble...Also returned a kickoff for a nine-yard gain. **2007:** All-Big 12 first-team selection...Earned team co-Defensive Player of the Week honors vs. Southeastern Louisiana and Oklahoma State...Moved from outside linebacker to middle linebacker...Started all 13 games and led the team with 106 tackles (52 solos), including three sacks for minus 26 yards and 15.0 stops for losses totaling 52 yards...Added five pass breakups, two fumble recoveries, one forced fumble, one quarterback hurry and one blocked kick...Also gained 21 yards on two kickoff returns. **2006:** Started all 12 games and linebacker and tied for second among Jayhawks defenders with 82 tackles (31 solos), including 3.5 sacks for minus 25 yards and 10.0 stops for losses totaling 36 yards...Added two fumble recoveries, one pass breakup, one forced fumble, and one quarterback hurry. **2005:** Played in all 12 games, primarily on special teams...Contributed four tackles (three solos). **2004:** Named scout team defensive player of the week vs. Kansas State...Redshirted.

PERSONAL

Attended Clayton Valley High School (CA), where he lettered in football, basketball and track and field...Earned first-team All-State, All-City and All-Metro accolades as a senior in 2003...Named the Northern California Defensive MVP after setting a school record with 171 tackles.



ANTONIO NARCISSE

Offensive Line
Portland State
Ht: 6-2 Wt: 340
Born: 8/4/82 AFL Exp: 6

69

PROFESSIONAL

2012 (Utah Blaze): Started all 18 regular season games and both playoff contests at center...Assigned to the Blaze on February 23, 2012. **2011 (Spokane Shock/Utah Blaze):** Started all seven games he played in at center for the Blaze...Credited with 1.0 tackle...Traded to the Blaze from the Spokane Shock on May 29, 2011...Started all nine games he played in with the Shock. **2010 (Spokane Shock):** Started all 10 games he played in for the Spokane Shock. **2008 (Cleveland Gladiators):** Started four games on the offensive line for the Cleveland Gladiators...Credited with 1.0 tackle. **2007 (New Orleans VooDoo):** Started all 13 games he played in as a rookie with the New Orleans VooDoo...Credited with 2.0 tackles...Rushed once for a three-yard loss.

COLLEGE

2005 (Portland State): All-Big Sky Conference honorable mention selection...Preseason All-American...Missed the first six games of the season due to injury...Once again blocked for the conference's leading rushing attack, as PSU averaged 195.3 yards per game on the ground...Member of a unit that allowed a conference-low 10 sacks. **2004 (Portland State):** Unanimous All-Big Sky Conference first-team selection...Started all 11 games at center on an offensive line that blocked for the conference's top rushing offense (204.4 ypg) and allowed a conference-low 10 sacks. **2003 (Portland State):** Transferred from San Mateo to Portland State...Redshirted after suffering a season-ending injury. **2002 (San Mateo):** All-Conference and All-State first-team selection as a center for College of San Mateo (CA). **2001 (San Mateo):** Played football for College of San Mateo as a true freshman.

PERSONAL

Attended Reed High School (New Orleans, LA)...Two-time All-Conference selection and Conference MVP...Earned All-State second-team and Team MVP honors as a senior.



AL PHILLIPS

Defensive Back

Wagner

Ht: 5-11 Wt: 190

Born: 10/14/85 AFL Exp: 4

4

PROFESSIONAL

2012 (Utah Blaze): Started 13-of-14 regular season games for the Blaze and ranked third on the team with 50 tackles (40 solo), including one assisted tackle for a one-yard loss...Gained 14 yards on two interceptions and added eight pass breakups...Started both postseason contests and delivered 10 tackles (eight solo) with one interception and one pass breakup...Assigned to the Blaze on October 3, 2011. **2011 (Utah Blaze):** Set a single-season Blaze record for tackles (91.5)...Started 17-of-18 games for the Blaze and tied for 18th in the Arena Football League with an average of 5.1 tackles per game...Led the team 91.5 tackles (76 solo), including a two-yard tackle for loss...Gained nine yards on a team-high four interceptions and eight yards on three fumble recoveries...Added 18 pass breakups and two forced fumbles...Assigned to the Blaze on December 10, 2010. **2010 (Spokane Shock/Milwaukee Iron):** Recorded 12.5 tackles with two pass breakups for the Spokane Shock before being placed on re-assignment on June 23, 2010...Assigned to the Milwaukee Iron on June 23, 2010...Played in four games with the Iron and recorded 14 tackles and one pass breakup. **2009 (Manchester Wolves):** Started 9-of-10 games for the Manchester Wolves of the af2 and ranked second on the team with 66.5 tackles...Added two forced fumbles and 15 pass breakups...Recovered two fumbles and returned one of those for a one-yard touchdown...Gained 73 yards on two interceptions...Returned 11 kickoffs for 72 yards. **2008 (New York Jets):** Attended rookie training camp with the New York Jets.

COLLEGE

2007: Sports Network I-AA Mid-Major All-American first-team selection as a cornerback and second-team choice as a return specialist...All-Northeast Conference first-team selection as a cornerback and return specialist...Selected to the Eastern College Athletic Conference FCS All-Star Team as a cornerback and kickoff returner...Recipient of Wagner's Dr. Michael Rapp "Iron Horse" Award...Named NEC Special Teams Player of the Week vs. Robert Morris...Participated in the East Coast All-Star Bowl, where he came up with a second quarter interception for the North squad...Tied for fourth on Wagner's single-season record chart with seven interceptions, as he led the conference and placed fifth in the nation with an average of 0.64 interceptions per game...Finished first in the conference and 13th in the country with an average of 27.69 yards per kickoff return...Started all 11 games and registered 37 tackles, including a two-yard assisted tackle for loss...Gained 106 yards on seven interceptions and added 11 pass breakups and one forced fumble...Returned 16 kickoffs for 443 yards and one touchdown and 13 punts for 146 yards. **2006:** IAA Mid-Major All-America first-team selection by Don Hansen's Football Gazette...All-NEC first-team choice as a cornerback...Earned Wagner's MVP Star Award for defense...Preseason Sports Network I-AA Mid-Major All-American...Started all 11 games and accumulated 39 tackles, including 1.5 stops for losses totaling two yards...Notched four interceptions, returning one 80 yards for a touchdown...Added five pass breakups and one forced fumble...Gained 458 yards on 24 kickoff returns and 234 yards on 27 punt returns. **2005:** Sports Network I-AA Mid-Major All-American...IAA Mid-Major All-America second-team selection by Don Hansen's Football Gazette...All-NEC first-team selection as a cornerback and second-team choice as a return specialist...Earned Wagner's MVP Star Award for defense...Started all 11 games and collected 49 tackles, including 1.5 stops for losses totaling 10 yards...Gained 13 yards on five interceptions and added 14 pass breakups and one forced fumble...Returned 11 punts for 93 yards and four kickoffs for 88 yards. **2004:** Played in all 11 games as a true freshman and recorded 42 tackles, including 1.5 stops for losses totaling three yards...Added one interception, four pass breakups and one fumble recovery...Gained 178 yards with two touchdowns on nine punt returns and 10 yards on a kickoff return.

PERSONAL

Attended American High School, lettering in football and track and field...Started playing football at the age of 16...Lists graduating college as his greatest moment outside of sports.



CAESAR RAYFORD

Defensive End

Washington

Ht: 6-7 Wt: 270

Born: 3/4/86 AFL Exp: 4

85

PROFESSIONAL

2012 (Utah Blaze): Started all 18 regular season games and recorded 21 tackles (17 solo), including 7.5 sacks for minus 34 yards and seven stops for losses totaling 36 yards...Added three pass breakups, two quarterback hurries, one forced fumble and one blocked kick...Started both postseason and delivered a one-yard tackle for loss with two quarterback hurries...Assigned to the Blaze on September 28, 2011. **2011 (Utah Blaze):** All-Arena first-team selection...Tied for second in AFL single-season history with five blocked kicks...Tied for 14th in league history with 10 sacks...Tied for sixth in the AFL in sacks and fourth in tackles for loss (12)...Broke a Blaze single-game record with three sacks vs. the Georgia Force...Started 17-of-18 games and registered 31 tackles (18 solo), including 10 sacks for minus 53 yards and 12 stops for losses totaling 59 yards...Added seven pass breakups, four fumble recoveries, three forced fumbles and five blocked kicks...Assigned to the Blaze on September 9, 2010. **2010 (Utah Blaze):** Played in 15 games with the Blaze and recorded 16 tackles, including five sacks for minus 29 yards and 7.5 stops for losses totaling 37 yards...Returned two interceptions for 46 yards and two touchdowns...Forced three fumbles and gained 55 yards on three fumble recoveries...Added four pass breakups...Assigned to the Blaze on January 28, 2010. **2009 (B.C. Lions/Spokane Shock):** Signed with the BC Lions of the Canadian Football League on December 8, 2009, but was released during training camp on June 25, 2009...Won an af2 championship as a member of the Spokane Shock...Signed with the Shock on July 7, 2009 and played in three games with two starts, producing two tackles, including an eight-yard sack and two stops for losses totaling nine yards...Added two pass breakups...Signed with the BC Lions again on November 13, 2009 and was placed on the active roster the rest of the season. **2008 (B.C. Lions):** Signed with the BC Lions and spent the season on the practice roster.

COLLEGE

2007: Played in all 13 games and delivered 10 tackles, including four sacks for losses totaling 18 yards...Added four pass breakups, one forced fumble and one quarterback hurry. **2006:** Received the Pepsi Player of Week Award vs. Fresno State after blocking a potential game-tying PAT in the fourth quarter...Played in nine games and recorded one tackle – an eight-yard sack of quarterback Alex Brink on Washington State's final offensive play of the Apple Cup, which ended the Cougars' final drive in a 35-32 win. **2005:** Played in nine games and registered two tackles, including one assisted sack for a five-yard loss. **2004:** Slated to redshirt, but was forced into action due to injuries and played in the final six games of the season.

PERSONAL

Attended Bethel High School (Spanaway, WA)...Named to the Tacoma News-Tribune's second-team All-Area squad...Earned All-SPL South first-team honors after posting 47 tackles with eight sacks and three blocked field goals as a senior...Nickname is "Avatar."



BEN STALLINGS

Fullback
Lambuth
Ht: 5-11 Wt: 265
Born: 8/27/87 AFL Exp: 3

43

PROFESSIONAL

2012 (Utah Blaze): Started all 15 games in which he played, gaining 129 yards with seven touchdowns on 44 carries...Caught three passes for 18 yards...Assigned to the Blaze on February 20, 2012. **2011 (Utah Blaze):** Broke Blaze single-season records for rushing yards (208) and rushing touchdowns (16)...Set a single-game team record with 53 rushing yards vs. Cleveland...Ranked sixth in the AFL in rushing yards, yards per game (17.3) and yards per rush (4.3), and finished seventh in rushing touchdowns...Tied single-game records with nine rushing attempts vs. the Cleveland Gladiators and three rushing touchdowns vs. the Spokane Shock...Played in 12 games with 11 starts and gained 208 yards with 16 touchdowns on 48 carries...Caught three passes for 38 yards...Added one tackle...Assigned to the Blaze on October 13, 2010. **2010 (Jacksonville Jaguars):** Signed with the Jacksonville Jaguars as an undrafted free agent, but was waived by the team (7/7).

COLLEGE

2009 (Lambuth): Transferred from Delta State to Lambuth...Played in nine games and rushed for 567 yards and a team-high nine touchdowns on 116 carries...Caught nine passes for 55 yards. **2008 (Delta State):** All-American second-team selection and All-Super Region Two choice by Don Hansen's Football Gazette...Started all 11 games he played in for Delta State...Rushed for 172 yards with two touchdowns on 33 carries...Gained 188 yards with two scores on 20 receptions...Added one assisted tackle. **2007 (Delta State):** All-American second-team selection by Don Hansen's Football Gazette...Played in all 12 games with five starts at Delta State...Finished as the team's second-leading rusher with 321 yards and three touchdowns on 64 carries...Caught three passes for 22 yards...Added one solo tackle. **2006 (Delta State):** All-Southeast Region first-team selection by Don Hansen's Football Gazette...Played in all 15 games with four starts for Delta State...Rushed for 227 yards and five touchdowns on 62 carries...Gained 12 yards with two more scores on four receptions...Returned one punt for five yards...Also blocked one kick.

PERSONAL

Attended Indiana Academy, where he earned All-District and All-Conference accolades four straight seasons while being named Conference MVP as a senior in 2005...Also named MVP in basketball and letter in track...Son of Butch and Rhonda Stallings...Has three brothers.



JUSTIN TAPLIN-ROSS

Linebacker
Utah
Ht: 6-4 Wt: 220
Born: 3/26/89 AFL Exp: 3

33

PROFESSIONAL

2012 (Dallas Cowboys): Signed with the Dallas Cowboys (1/10)...Played in one preseason game with the Cowboys before being waived (8/19).

COLLEGE

2010: Started all 13 games at free safety and registered 62 tackles (41 solo), including a three-yard sack and 4.5 stops for losses totaling nine yards...Gained 49 yards on two interceptions and added one pass breakup...Also returned three kickoffs for 67 yards. **2009:** Academic All-Mountain West Conference...Started 1-of-13 games at strong safety and totaled 29 tackles (18 solo), including 2.5 stops for losses totaling four yards...Added three pass breakups and one fumble recovery. **2008:** Academic All-Mountain West Conference...Named to the Athletic Director's Honor Roll...Played in 12 games and recorded four tackles (three solo) with one forced fumble. **2007:** Academic All-Mountain West Conference...Named to the Athletic Director's Honor Roll...Played in 10 games and delivered five tackles (three solo).

PERSONAL

Attended Vista Murietta High School (CA)...Named the 2006 CIF Division Southern Section Male Athlete of the Year...Earned All-League, All-Valley and All-CIF accolades as a senior after posting 103 tackles, two interceptions and two fumble recoveries as a senior.



BRYCE TENNISON

Offensive Line
Southern Methodist
Ht: 6-3 Wt: 320
Born: 10/24/88 AFL Exp: R

64

COLLEGE

2011: Started 12-of-13 games on the offensive line...Blocked for a passing offense that finished 24th in the nation (274.85 ypg). **2010:** Started 13-of-14 games at left guard...Blocked for a passing offense that finished 21st in the nation (275.79 ypg) while packing up a school record of 3,861 passing yards. **2009:** Started all nine games in which he played at right guard...Blocked for an offense that ranked 15th in the nation in passing (282 ypg) and set new school records with 3,666 passing yards, 380 points scored and 5,093 yards in total offense. **2008:** Started 10-of-11 games at right guard...Blocked for an offense that finished 17th in the nation in passing (272.9 ypg) while trying a school record with 29 touchdowns. **2007:** Redshirted.

PERSONAL

Attended McNeil High School (TX), where he earned second-team All-District honors...Never allowed a sack during his prep career...Academic All-State and All-District Selection.



SHANNON TEVAGA

Offensive Line
UCLA
Ht: 6-3 Wt: 320
Born: 10/29/86 AFL Exp: 3

71

PROFESSIONAL

2012 (Spokane Shock): Started all 10 games in which he played...Also had three solo tackles. **2011 (Spokane Shock):** Started all seven games in which he played...Gained three yards on one rushing attempt. **2008 (Oakland Raiders):** Participated in training camp with the Oakland Raiders after signing as an undrafted free agent.

COLLEGE

2007: Member of the Lombardi Award Watch List...Started 10-of-11 games at strong-side offensive guard. **2006:** All-Pac-10 Conference honorable mention...Started all 13 games at strong-side offensive guard. **2005:** All-Pac-10 Conference honorable mention...Started all 12 games at strong-side offensive guard. **2004:** Third-team Freshman All-American and first-team Freshman All-Pac-10 Conference acclaim from The Sporting News...Played in all 12 games, starting the final six games of the season at strong-side offensive guard.

PERSONAL

Attended La Mirada High School (CA), where he earned first-team All-State (Cal-Hi Sports.com), All-CIF Southern Section, All-CIF SS Division IV, Los Angeles Times All-Southeast and All-South Coast, and Prep Star All-West and All-Region honors...Named to the Tacoma News Tribune Western 100 and earned Super Prep All-American accolades...Named league MVP for the offensive and defensive lines as a senior, as he collected 55 tackles, four sacks and 10 tackles for loss...Also competed in track and was named team MVP.



BRANDON THOMPKINS

Wide Receiver
 Arkansas State
 Ht: 5-10 Wt: 185
 Born: 10/9/87 AFL Exp: 3

7

PROFESSIONAL

2012 (Spokane Shock): Started 12 games and finished second on the team with 76 receptions for 97 yards and 26 touchdowns, adding six scores and one yard on 18 carries...Gained 19 yards on four kickoff returns...Added nine tackles (eight solo). **2011 (Spokane Shock):** Played in the final four games of the season with three starts (including playoffs)...Caught 17 passes for 200 yards and three touchdowns...Added 1.5 tackles (one solo). **2010 (BC Lions):** Participated in training camp with the BC Lions of the Canadian Football League.

COLLEGE

Set Arkansas state records with 123 kickoff returns and 2,696 kickoff return yards...Ranks fifth in Arkansas State history with 128 receptions and 1,701 receiving yards. **2009:** Tied for ninth on ASU's single-season record list for receptions while placing third in kickoff returns and kickoff return yards...Played in all 12 games and registered 47 receptions for 598 yards and four touchdowns...Gained 790 yards on 35 kickoff returns and 29 yards on two punt returns...Added one solo tackle. **2008:** Played in 11 games and caught 32 passes for 511 yards and two touchdowns, adding 16 yards on two carries...Gained 296 yards on 15 kickoff returns. **2007:** Set a school record for kickoff returns and kickoff return yardage...Played in all 12 games and recorded 41 receptions for 503 yards and one touchdown, adding one score on six carries for a loss of four yards...Gained 1,062 yards on 49 kickoff returns and 93 yards on five punt returns...Added two assisted tackles. **2006:** Broke the Arkansas State and Sun Belt Conference records for kickoff return yards, becoming the first player in league history to record over 1,000 kickoff return yards in a single-season...Played in all 12 games and delivered eight receptions for 89 yards, adding 47 yards and one touchdown on seven carries...Gained 548 yards on 25 kickoff returns...Added one solo tackle.

PERSONAL

Attended Palm Beach Lake High School (West Palm Beach, FL), where he played receiver, quarterback and cornerback...Earned All-Area honorable mention accolades as a senior.



NEAL TIVIS

Offensive Line
 Abilene Christian
 Ht: 6-5 Wt: 320
 Born: 11/18/89 AFL Exp: 2

77

PROFESSIONAL

2012 (Utah Blaze): Started 6-of-7 games in which he played, including starts in the first round of the playoffs and the National Conference Championship.

COLLEGE

2011: All-Lone Star Conference first-team selection...All-Super Region 4 second-team choice by Daktronics...Started all 12 games at offensive tackle, helping Abilene Christian produce Division II's third-ranked passing attack (348.91 ypg) while helping the Wildcats allow the seventh-lowest average of sack per game in the nation. **2010:** All-Lone Star Conference second-team selection...Started all 12 games at offensive tackle for the nationally-ranked Wildcats, helping the team turn in a perfect 11-0 regular season record...Blocked for the nation's second-ranked scoring offense (43.33 ppg) and nine-ranked passing offense (317.50 ypg). **2009:** Played in all 13 games as a reserve offensive lineman for a 9-4 Abilene Christian squad that repeated a trip to the NCAA Division II playoffs. **2008:** Played in 11 games as a reserve offensive lineman. **2007:** Redshirted.

PERSONAL

Attended Sanger High School (TX), where he earned All-District 8-3A first-team accolades as an offensive tackle and defensive end...Also a first-team all-area selection and a Class 3A honorable mention all-state choice...Recorded 48 tackles as a senior, including seven sacks, eight tackles for loss, and one pass breakup.



MARIO URRUTIA

Wide Receiver
 Louisville
 Ht: 6-6 Wt: 235
 Born: 1/18/86 AFL Exp: R

6

PROFESSIONAL

2010 (Tampa Bay Buccaneers): Participated in training camp with the Tampa Bay Buccaneers. **2009 (Cincinnati Bengals/New York Jets/Tampa Bay Buccaneers):** Waived by the Bengals (6/20) and claimed by the New York Jets (6/25)...Waived by the Jets (8/5) before signing with the Tampa Bay Buccaneers (8/7)...Spent majority of the season on the Buccaneers' practice squad, but was active for three games. **2008 (Cincinnati Bengals):** Selected in the seventh round (246th overall) of the NFL Draft by the Cincinnati Bengals...Played in three preseason games and registered two receptions for 27 yards...Spent the entire regular season on the practice squad.

COLLEGE

Ranks sixth in Louisville history in receiving yards (2,271) and seventh in touchdowns receptions (16). **2007:** Played in 10 games with two starts and posted 35 catches for 501 yards and three touchdowns...Elected to forgo final year of eligibility and applied for the NFL Draft following the season. **2006:** All-Big East second-team selection...Played in all 13 games with six starts and registered 58 receptions for 973 yards and six scores, adding one solo tackle. **2005:** All-Big East second-team selection...Freshman All-American choice by The Sports News...Tied a school record for touchdown receptions by a freshman...Played in 11 games with one start and caught 37 passes for 797 yards and seven touchdowns. **2004:** Redshirted.

PERSONAL

Attended Fern Creek High School (Louisville, KY)...Nike All-American honorable mention...Consensus All-State selection as a senior...Named the team's Offensive Player of the Year...Two-time All-District selection...Associated Press First-Team All-State selection...Named to the Courier-Journal All-State team...Picked as one of the top 22 players in the state by the Lexington-Herald Leader...Won the "Our Boy Award" as the team's top senior...Voted a team captain...Posted 65 receptions for 1,159 yards and 13 touchdowns as a senior...Registered 63 receptions for 1,054 yards and 11 touchdowns as a junior.



RENARD WILLIAMS

Defensive Tackle

Eastern Washington

Ht: 6-2 Wt: 310

Born: 3/19/89 AFL Exp: R

99

PROFESSIONAL

2012 (Seattle Seahawks/Calgary Stampeders): Signed with the Seattle Seahawks as an undrafted free agent, but was released prior to the start of training camp...Later participated in training camp with the Calgary Stampeders of the Canadian Football League.

COLLEGE

Tied an all-time school record with six career forced fumbles...Ranks sixth in school history with 22.5 career sacks...Finished fourth in school history with 49 career tackles for loss. **2011 (FCS All-America honorable mention selection by the College Sports Journal and Beyond Sports College Network...All-Big Sky Conference second-team choice...Named to the Watch List for the Buchanan Award, given annually to the top defensive player in the FCS...Started 9-of-10 games and registered 23 tackles (12 solo), including 4.5 sacks for minus 28 yards and eight stops for losses totaling 39 yards...Added six quarterback hurries, one forced fumble and one pass breakup. 2010:** Selected to the College Sporting News "Sweet 63" All-America Team...All-Big Sky Conference first-team selection...Won the FCS National Championship after starting all 15 games for Eastern Washington...Set a single-season school record with four forced fumbles...Registered 54 tackles (23 solo), including 6.5 sacks for minus 53 yards and 13 stops for losses totaling 81 yards...Recovered two fumbles, returning one 34 yards for a touchdown...Added four quarterback hurries, and one pass breakup. **2009:** All-Big Sky Conference first-team selection...Started 7-of-12 games and recorded 35 tackles (20 solo), including nine sacks for minus 74 yards and 14 stops for losses totaling 90 yards...Added five quarterback hurries and one forced fumble. **2008:** Started 7-of-11 games and contributed 27 tackles (14 solo), including two sacks for minus nine yards and seven stops for losses totaling 30 yards...Added one blocked kick and one quarterback hurry. **2007:** Redshirted.

PERSONAL

Attended South Kitsap High School...First-team 4A All-State honors from the Associated Press...Named to the All-State team by the Seattle Times and WashingtonPreps.com...Selected to the Tacoma News Tribune All-Area squad...Named to the Kitsap Sun All-West Sound team and was the Narrows League Bay Division Defensive MVP after posting 78 tackles as a senior...Won the 2007 State 4A Championship in the shot-pup.



CORNELL BANKS

Defensive Tackle

Fresno State

Ht: 6-3 Wt: 310

Born: 1/3/86 AFL Exp: R

REFUSE TO REPORT

PROFESSIONAL

2012 (St. Louis Rams): Signed a reserve/future contract with the St. Louis Rams (1/2)...Played in all four preseason games and registered five solo tackles, but was waived during final cuts (8/31). **2011 (Baltimore Ravens/Cincinnati Bengals/St. Louis Rams):** Signed by the Baltimore Ravens as an undrafted free agent (7/28)...Played in two preseason games and posted one solo tackle and one pass breakup before being waived (8/27)...Signed to the practice squad of the Cincinnati Bengals (8/31), but was later released (12/7)...Signed to the practice squad of the St. Louis Rams (12/9).

COLLEGE

2010: Started all 13 games at nose tackle and registered 24 tackles (nine solo), including one sack for minus four yards and 3.5 stops for losses totaling nine yards...Added one pass breakup. **2009:** Started 9-of-12 games and delivered 30 tackles (19 solo), including one sack for minus seven yards and 2.5 stops for losses totaling 11 yards...Added two pass breakups and one forced fumble. **2008:** Started 7-of-12 games and posted 32 tackles (12 solo), including three stops for losses totaling five yards...Added one pass breakup. **2007:** Played in 10 games and contributed 23 tackles (nine solo), including three stops for losses totaling three yards...Added two pass breakups. **2006:** Redshirted.

PERSONAL

Attended Edison High School (Fresno, CA)...All-Valley selection by the Fresno Bee and an All-Central Section choice...Defensive MVP of the Central Valley All-Star game...Posted 96 tackles (64 solo), including 10.5 sacks and eight tackles for loss...Added six pass deflections, one fumble recovery and one blocked field goal.



PAUL COX

Wide Receiver

Mississippi Valley State

Ht: 6-5 Wt: 215

Born: 7/9/89 AFL Exp: R

REFUSE TO REPORT

PROFESSIONAL

2012 (Kansas City Command): Started 16-of-17 games and recorded 27 tackles (19 solo), including 6.5 sacks for minus 52 yards, eight stops for losses totaling 53 yards and three forced fumbles...Gained one yard on three fumble recoveries and added two quarterback hurries, one pass breakup and one blocked kick.

COLLEGE

2008 (Missouri): Started all 13 games and registered 44 tackles (21 solo), including three sacks for minus 20 yards, six stops for losses totaling 31 yards and two forced fumbles...Added three quarterback hurries and two pass breakups. **2007 (Missouri):** All-Big 12 honorable mention selection...Started all 14 games and posted 46 tackles (29 solo), including 4.5 sacks for minus 25 yards, seven stops for losses totaling 28 yards and two forced fumbles...Added three quarterback hurries, one pass breakup and one blocked kick. **2006 (Missouri):** Transferred from Kilgore College to the University of Missouri...Played in all 13 games and contributed 13 tackles (seven solo). **2005 (Kilgore College):** Began his collegiate career playing for Kilgore College (TX).

PERSONAL

Attended West Orange-Stark High School (Orange, TX), where he was a three-year varsity starter...Earned 22A Super Team honors and was a finalist for the Willie Ray Smith Award as a senior.



MARIO HENDERSON

Offensive Line

Florida State

Ht: 6-7 Wt: 330

Born: 10/28/84 AFL Exp: R

REFUSE TO REPORT

PROFESSIONAL

2012 (San Diego Chargers): Played in all four preseason games with the San Diego Chargers, but was waived during training camp. **2010 (Oakland Raiders):** Started 7-of-16 games along the offensive line for the Oakland Raiders. **2009 (Oakland Raiders):** Started all 16 games at left tackle for the Oakland Raiders. **2008 (Oakland Raiders):** Started 5-of-11 at left tackle for the Oakland Raiders. **2007 (Oakland Raiders):** Selected in the third round of the NFL Draft by the Oakland Raiders...Played in one game as a rookie.

COLLEGE

2006: Started all 13 games at left tackle for the Seminoles. **2005:** Played in all 13 games, starting the final two games of the season. **2004:** Played in all 12 games as a reserve offensive tackle. **2003:** Played in 11 games, earning his first start in the Orange Bowl against Miami (FL).

PERSONAL

Attended LeHigh High School (FL)...Earned All-District, All-Region and All-County honors as a senior.



DAVID HYLAND

Defensive Back
Morehead State
Ht: 6-0 Wt: 200
Born: 5/30/87 AFL Exp: 3

9

INJURED RESERVE

PROFESSIONAL

2012 (Utah Blaze): Named the Arena Football League Community MVP of the Year...Started the final 15 games of the season, including both playoff contests...Registered 93 total tackles (79 solo), including three stops for losses totaling six yards...Added two interceptions, 11 pass breakups...Gained five yards on one fumble recovery. **2011 (B.C. Lions/Hamilton Tiger-Cats):** Began the season with the CFL's BC Lions and tallied four tackles...Released by the Lions midway through the season and signed with the Hamilton Tiger-Cats (CFL), notching one tackle on special teams. **2010 (Oklahoma City Yard Dawgz/B.C. Lions):** Made his CFL debut with the BC Lions and registered 19 tackles and a 22-yard interception...Made his AFL debut with the Oklahoma City Yard Dawgz...Named the team's Defensive Most Valuable Player...Voted AFL Defensive Player of the Week vs. Dallas...Posted team-highs with 61 total tackles and eight interceptions returned for 78 yards and one touchdown...Added 12 pass breakups, four fumble recoveries and one forced fumble. **2009 (Cleveland Browns):** Participated in rookie training camp with the NFL's Cleveland Browns.

COLLEGE

Attended Morehead State University (2005-08)...Three-time All-PFL first-team selection...Appeared in 44 games and set an FCS record with 61 career passes defended...Totalled 167 tackles, two stops for losses of 12 yards, one sack for minus four yards, 40 pass breakups, three forced fumbles and one blocked kick...Set the school's career record with 21 interceptions, as he accumulated 319 yards with three touchdowns in returns...Added 155 yards on 12 receptions, 22 yards on two punt returns and 29 yards on a kickoff return...Earned Mid-Major All-America accolades by The Sports Network and Football Gazette as a junior in 2007 after leading the FCS in interceptions per game (0.89)...Set a school records for interceptions in a season (8) and game (3).

***2012 SEASON
IN REVIEW***





TOMMY GRADY
MVP of the Year
Offensive Player of the Year
First-Team All-Arena



RON JAMES
Head Coach of the Year



AARON LESUÉ
First-Team All-Arena



MATTHEW SAUK
Assistant Coach of the Year



DAVID HYLAND
Community MVP of the Year

WEEK 1		at San Antonio March 10, 2012	LOSS 48-54	WEEK 12		vs San Antonio May 26, 2012	LOSS 61-64
WEEK 2		at Iowa March 17, 2012	WIN 69-49	WEEK 13		at Kansas City June 2, 2012	WIN 55-45
WEEK 3		vs San Jose March 24, 2012	WIN 60-59	WEEK 14		vs Chicago June 9, 2012	WIN 68-28
WEEK 4		vs New Orleans March 31, 2012	LOSS 57-72	WEEK 15		at Spokane June 16, 2012	WIN 58-55
WEEK 5		BYE WEEK		WEEK 16		vs Georgia June 23, 2012	WIN 61-38
WEEK 6		at Jacksonville April 13, 2012	WIN 75-67	WEEK 17		BYE WEEK	
WEEK 7		vs Iowa April 20, 2012	WIN 63-62	WEEK 18		at Arizona July 6, 2012	WIN 62-49
WEEK 8		at Milwaukee April 28, 2012	WIN 61-58	WEEK 19		vs Cleveland July 13, 2012	WIN 83-63
WEEK 9		vs Spokane May 4, 2012	WIN 84-63	WEEK 20		at Philadelphia July 22, 2012	LOSS 34-69
WEEK 10		at San Jose May 11, 2012	LOSS 59-70	PLAYOFFS		First Round at San Antonio July 27, 2012	WIN 35-34
WEEK 11		vs Arizona May 19, 2012	LOSS 70-86	PLAYOFFS		Conference Championship at Arizona August 4, 2012	LOSS 69-75

REGULAR SEASON RECORD: 12-6

FINAL WEST DIVISION STANDING: 3RD

HOME RECORD: 6-3

AWAY RECORD: 6-3

GAME 1

Utah Blaze (0-1) vs. San Antonio Talons (1-0)
Date: Mar 10, 2012 • Site: San Antonio, Texas
Attendance: 6866

Score by Quarters	1	2	3	4	Total
Utah Blaze	14	14	7	13	48
San Antonio Talons	14	14	12	14	54

Site	Time	Scoring Play	Yds
00:00	SAT	WILLIS 4 yd pass from GARCIA (DEMOS kick)	4-9 2:57
00:46	UTA	Aaron Lesue 4 yd pass from Tommy Grady (Kyle Brotzman kick)	3-11 2:46
03:18	UTA	Aaron Lesue 21 yd pass from Tommy Grady (Kyle Brotzman kick)	2:19
06:00	SAT	MOORE 5 yd pass from GARCIA (DEMOS kick)	5-44 3:18
08:45	UTA	Ernie Pierce 20 yd pass from Tommy Grady (Kyle Brotzman kick)	5-49 0:00
09:29	SAT	WILLIS 19 yd pass from GARCIA (DEMOS kick)	8:45 0:16
09:14	UTA	Aaron Lesue 17 yd pass from Tommy Grady (Kyle Brotzman kick)	6:43 0:15
09:00	SAT	MOORE 8 yd pass from GARCIA (DEMOS kick)	7:08 0:14
09:54	UTA	Aaron Lesue 4 yd pass from Tommy Grady (Kyle Brotzman kick)	7-45 1:06
09:34	SAT	MOORE 13 yd pass from GARCIA (DEMOS kick blocked)	3-45 2:30
03:17	SAT	WILSON 14 yd pass from GARCIA (DEMOS kick blocked)	3:21 1:34
13:05	UTA	Ben Stallings 3 yd run (Kyle Brotzman kick)	7:45 5:07
06:27	UTA	Ernie Pierce 18 yd pass from Tommy Grady (Kyle Brotzman kick)	5:10 1:21
06:25	SAT	WILSON 40 yd pass from GARCIA (KNUCKL kick)	2:48 1:00
00:53	SAT	WILSON 34 yd pass from GARCIA (DEMOS kick blocked)	2-49 0:46

OVERVIEW

The Utah Blaze suffered a narrow loss to the San Antonio Talons, 54-48, in front of 6,866 fans at the Alamodome. In the end, penalties and miscues proved too much for Utah to overcome in an environment that left a slim margin for error.

"I thought our team played hard," said President & Head Coach Ron James. "We didn't play smart at times, but we played hard. We weren't as efficient as we could've been in an opener. We've got some things we need to work on for next week and we'll make sure we correct those mistakes."

Tommy Grady completed 31-of-46 pass attempts for 331 yards with six touchdowns and two interceptions, as he hooked up with wide receiver Aaron Lesue on four of his scores. Ernie Pierce led all Blaze receivers with 10 receptions for 103 yards, including a 20-yard touchdown grab. Rookie wide receiver Tysson Pools also contributed a touchdown grab, as he finished with two catches for 36 yards. Fullback Ben Stallings gained 19 yards on the ground, including a three-yard scoring run.

Reigning ArenaBowl champion quarterback Aaron Garcia led the way for Talons, completing 23-of-37 throws for 341 yards with eight touchdowns and one interception. He found receivers Jomo Wilson and Carl Moore for three scores a piece, while also hooking up with Jason Willis on two more touchdown completions.

Defensive back Josh Jones led Utah with 8.0 tackles and picked off a first quarter pass attempt by Garcia that led to a Blaze score. Nose guard Keenan Mace also notched the team's only sack in the first quarter. He forced Garcia to fumble on the play, and defensive end Mike Lewis was able to recover the loose ball. Utah again converted the turnover into points.

The teams traded scores throughout much of the game, leading to a 48-48 tie in the fourth quarter. With 5:27 remaining, Utah drove the ball to the Talons' 18-yard line before the offense stalled. Tommy Grady faced fourth-and-long when he was intercepted in the end zone by Ken Fontenette. Two plays later, Garcia lofted a 34-yard touchdown pass to Jomo Wilson to seal the game.

"We have to play smarter football," said James. "We didn't take care of the football and it led to too many turnovers. We have to be able to convert late in the games in the future. If we do those things, we'll come away as winners."

GAME 2

Utah Blaze (1-1) vs. Iowa Barnstormers (1-1)
Date: Mar 17, 2012 • Site: Des Moines, IA
Attendance: 8258

Score by Quarters	1	2	3	4	Total
Utah Blaze	13	21	7	28	69
Iowa Barnstormers	7	14	14	14	49

Site	Time	Scoring Play	Yds
04:33	ION	SCHMIDT 1st pass from RATERINK (J. CARROLL Clegg kick)	1:53 1:17
11:02	UTA	Tommy Grady 1 yd run (Kyle Brotzman kick)	3:15 2:06
15:11	UTA	Tommy Grady 1 yd run (Kyle Brotzman kick)	3:24 3:49
18:06	UTA	Ben Stallings 3 yd run (Kyle Brotzman kick)	5-45 2:34
18:53	ION	SCHMIDT 1st pass from RATERINK (J. CARROLL Clegg kick)	1:17 0:10
08:37	UTA	Aaron Lesue 20 yd pass from Tommy Grady (Kyle Brotzman kick)	3:45 1:10
07:21	ION	THOMAS 20 yd pass from RATERINK (J. CARROLL Clegg kick)	1:03 1:19
00:00	UTA	Aaron Lesue 19 yd pass from Tommy Grady (Kyle Brotzman kick)	3:43 1:00
10:24	UTA	Ernie Pierce 14 yd pass from Tommy Grady (Kyle Brotzman kick)	3-12 1:58
04:34	ION	SCHMIDT 1st pass from RATERINK (J. CARROLL Clegg kick)	7:40 0:07
02:52	ION	WINCEY 1st pass from RATERINK (J. CARROLL Clegg kick)	4:11 0:01
12:57	UTA	Chris Bocage 19 yd pass from Tommy Grady (Kyle Brotzman kick)	5:40 0:10
09:50	UTA	Dain Taylor 0 yd fumble recovery (Aaron Lesue pass from T. GRADY)	5:15 0:25
05:12	ION	THOMAS 1st pass from RATERINK (J. CARROLL Clegg kick)	4:05 0:17
03:12	UTA	Chris Bocage 33 yd pass from Tommy Grady (Kyle Brotzman kick)	2:45 1:12
00:12	ION	SCHMIDT 1st pass from RATERINK (J. CARROLL Clegg kick)	8:02 0:34
00:28	UTA	Ernie Pierce 15 yd kickoff return (Kyle Brotzman kick)	8:02 0:40

OVERVIEW

After falling to San Antonio on the road a week ago, the Utah Blaze headed to Des Moines looking to make a statement. That statement was made loud and clear on Saturday night, as the Blaze knocked off the Iowa Barnstormers, 69-49, in front of a hostile crowd at Well Fargo Arena.

The Blaze defense pummeled Barnstormers QB J.J. Raterink throughout much of the night, racking up an AFL record with 10 total team sacks. Utah held Iowa to just 220 yards in total offense while forcing six turnovers, including two fourth-down stops, two interceptions and two fumble recoveries.

On the first play from scrimmage, QB Tommy Grady fumbled the snap on the exchange from OL Antonio Narcisse. Iowa recovered the ball, and quickly converted the score into points off a five-yard scoring pass from QB J.J. Raterink to WR Jesse Schmidt. The Blaze responded with two scoring drives, both of which ended in short touchdown runs off quarterback sneaks by Grady, taking a 13-7 lead at the end of the first quarter.

Utah jumped out to a 20-7 lead early in the second frame, as FB Ben Stallings plowed into the end zone from a yard out. Iowa cut the lead off another scoring completion from Raterink to Schmidt, but Utah would convert a fourth-down attempt into another touchdown, as Grady found WR Aaron Lesue in the end zone from 21 yards out.

Later in the second, Raterink scrambled to avoid pressure before hitting WR Marco Thomas for a 33-yard touchdown, lessening the Blaze lead. 27-21. Barnstormers DB Cameron McGinnis intercepted Grady on the ensuing possession, but the Blaze defense rose to the challenge and responded by stopping Iowa on a fourth-down attempt inside the red zone. Utah's offense executed a perfect drive to end the second quarter, scoring on a 19-yard touchdown pass from Grady to Lesue with less than a second on the clock to take a 34-21 lead into the locker room at halftime.

The Blaze defense set the tone at the start of the third quarter, halting another Iowa drive on fourth down. Tommy Grady quickly converted the turnover into points, as he connected with Ernie Pierce on a 14-yard touchdown pass to take a 41-21 lead. The Barnstormers raced back with consecutive scores to end the third period, as Raterink first found Jesse Schmidt for their third touchdown connection of the night. Iowa DL Rodney Gnat then stripped Grady on a sack, and DL Justin Mincey recovered the loose ball in the end zone for another touchdown to inch closer to the lead, 41-35.

Utah's defensive line would take over in the final frame, as Mike Lewis sacked Raterink and jarred the ball loose on the first drive of the fourth quarter. Keenan Mace recovered the fumble, and WR Chris Bocage hauled in a 14-yard touchdown pass to make it 47-35 Blaze. Utah notched back-to-back sacks on the next series, forcing Raterink to put the ball on the turf on both plays. Dain Taylor recovered the fumble in the end zone for a touchdown on the second sack, giving the Blaze a 55-35 lead. The teams exchanged several scores to close out the game, as Raterink hooked up with Marco Thomas and Chris Matthews on touchdown passes. Grady lofted a 33-yard score to Chris Bocage and Ernie Pierce returned an onside kick 15 yards for the game's final touchdown.

GAME 3

San Jose SaberCats (1-1) vs. Utah Blaze (2-1)

Date: Mar 24, 2012 • Site: Salt Lake City, UT

Attendance: 8128

Score by Quarters	1	2	3	4	Total
San Jose SaberCats	13	13	20	13	59
Utah Blaze	13	21	7	19	60

Qtr	Time	Scoring Play	W-L
00:00	UTB	Alvance Robinson 1st pass from Tommy Grady (Kyle Brotzman kick), 5-14-2:00	0-1
00:04	SJS	NEELSON 2nd pass from DREW, Mike (HARRMAN, Jacob kick), 5-07-0:00	1-0
00:11	UTB	Tommy Grady 1st run (Kyle Brotzman kick), 3-43-1:34	1-1
00:55	SJS	WOODSON 2nd pass from DREW, Mike (HARRMAN, Jacob kick), 9-08-2:11	13-13
01:22	UTB	Ernie Pierce 3rd run (HARRMAN, Jacob kick), 4-23-7:02	13-20
01:58	UTB	Alvance Robinson 2nd pass from Tommy Grady (Kyle Brotzman kick), 2-22-9:30	13-27
02:29	SJS	WHITAKER, Huey 1st run (HARRMAN, Jacob kick), 4-23-3:43	20-27
03:32	UTB	Alvance Robinson 3rd pass from Tommy Grady (Kyle Brotzman kick), 1-18-5:13	20-34
00:00	SJS	NEELSON 3rd pass from DREW, Mike (HARRMAN, Jacob kick), 4-02-5:16	26-34
01:20	SJS	NEELSON 3rd pass from DREW, Mike (HARRMAN, Jacob kick), 1-27-6:43	32-34
01:50	UTB	Alvance Robinson 4th pass from Tommy Grady (Kyle Brotzman kick), 7-40-8:18	32-41
04:44	SJS	WHITAKER, Huey 2nd pass from DREW, Mike (HARRMAN, Jacob kick), 2-47-11:05	40-41
02:12	SJS	WYSEHAUS, Gabe 9th interception return (HARRMAN, Jacob kick failed)	40-41
03:28	UTB	Alvance Robinson 5th pass from Tommy Grady (Kyle Brotzman kick), 3-20-13:00	40-47
05:54	SJS	TAGGART, Tommy 1st run (HARRMAN, Jacob kick), 9-48-8:25	53-47
06:45	SJS	WOODSON 3rd pass from DREW, Mike (HARRMAN, Jacob kick), 2-10-10:07	53-53
08:38	SJS	TAGGART, Tommy 1st run (HARRMAN, Jacob kick failed), 2-10-10:08	59-53
08:10	UTB	Alvance Robinson 6th pass from Tommy Grady (Kyle Brotzman kick), 2-42-10:22	59-60

OVERVIEW

The Utah Blaze sent shockwaves throughout the Arena Football League on Saturday night, as the team upset the top-ranked San Jose SaberCats at EnergySolutions Arena. The victory puts Utah in driver's seat in the West Division and at the same time, sends a clear message that Utah is a serious contender.

Utah struck first with a six-yard touchdown pass from QB Tommy Grady to WR Alvance Robinson, but San Jose answered with a short scoring pass from QB Mark Grieb to WR Ben Nelson. The teams exchanged scores again to end the first quarter in a 13-13 tie, as Grady rushed into the end zone from a yard out on a quarterback sneak and Grieb hooked up with WR Samora Goodson on a 48-yard touchdown pass.

In the second frame, WR Ernie Pierce took a handoff and produced a highlight-reel run, as he slipped past a San Jose defender and raced into the end zone for the first rushing touchdown of his career. Utah then increased its lead off a 13-yard scoring connection between Grady and WR Aaron Lesue.

The SaberCats answered with a one-yard touchdown run by WR Huey Whitaker, but Grady and Lesue hooked up for their second touchdown of the night to maintain a two-score lead. San Jose got the final word in to end the half, as Grieb found Nelson for an 11-yard touchdown as time expired to give Utah a 34-26 advantage heading into the locker room.

San Jose opened the third quarter with a 27-yard touchdown pass from Grieb to Nelson, but the Blaze responded with a 14-yard scoring toss from Grady to Lesue. The SaberCats took their first lead of the night with back-to-back scores, as Grieb connected with Whitaker on a 34-yard touchdown pass before DL Gabe Nyenhuis took an interception nine yards to the end zone for a 46-41 advantage.

Alvance Robinson hauled in a five-yard touchdown pass from Grady to start the fourth quarter before San Jose regained the lead off a one-yard scoring run by FB Tommy Taggart. Lesue caught his fourth and final touchdown pass of the game in with 45 seconds left on the clock, but Taggart found the end zone again just nine seconds later to give the SaberCats a 59-53 lead. With just 10 seconds remaining in the game, Robinson juggled a pass in the corner of the end zone before coming down with the reception in dramatic fashion to give Utah a 60-59 lead. San Jose lined up for a field goal as time expired, but a missed attempt gave the Blaze the victory.

Tommy Grady finished the night completing 33-of-51 attempts for 339 yards with seven touchdowns and just one interception. Aaron Lesue continued to be his favorite target, as he caught a game-high 15 passes for 125 yards and four touchdowns. Alvance Robinson contributed 165 yards and three scores on 12 receptions, while Ernie Pierce caught six balls for 49 yards and gained three yards with a touchdown on his only carry.

GAME 4

New Orleans VooDoo (1-2) vs. Utah Blaze (2-2)

Date: Mar 31, 2012 • Site: Salt Lake City, UT

Attendance: 10078

Score by Quarters	1	2	3	4	Total
New Orleans VooDoo	7	27	20	18	72
Utah Blaze	14	14	16	13	57

Qtr	Time	Scoring Play	W-L
00:00	UTB	Ernie Pierce 5th pass from Tommy Grady (Kyle Brotzman kick), 1-5-0:12	0-7
00:13	NOV	ELLINGSON 5th pass from ROCCO, Kurt (SHANE, Joshua kick), 10-47-0:26	7-7
01:11	UTB	Alvance Robinson 1st pass from Tommy Grady (Kyle Brotzman kick), 1-27-1:37	7-14
04:38	NOV	CASTLE, LJ 1st pass from ROCCO, Kurt (SHANE, Joshua kick), 2-42-3:31	14-14
12:14	NOV	ELLINGSON 6th pass from ROCCO, Kurt (SHANE, Joshua kick), 2-47-5:01	21-14
00:32	NOV	ELLINGSON 7th pass from ROCCO, Kurt (SHANE, Joshua kick), 2-42-5:11	27-14
04:14	UTB	Ernie Pierce 1st pass from Tommy Grady (Kyle Brotzman kick), 1-17-6:18	27-21
00:32	NOV	CASTLE, LJ 2nd pass from ROCCO, Kurt (SHANE, Joshua kick), 4-39-6:30	34-21
00:05	UTB	Michael Ward 1st run (Kyle Brotzman kick), 6-14-6:42	34-28
04:02	NOV	BUSH, Josh 2nd pass from ROCCO, Kurt (SHANE, Joshua kick), 2-47-8:28	40-28
01:23	UTB	Ernie Pierce 2nd pass from Tommy Grady (Kyle Brotzman kick), 3-45-11:50	40-35
09:37	UTB	Michael Lewis safety	40-39
08:04	UTB	Aaron Lesue 1st pass from Tommy Grady (Kyle Brotzman kick), 2-10-12:07	40-44
06:47	NOV	ELLINGSON 8th pass from ROCCO, Kurt (SHANE, Joshua kick), 2-47-13:42	47-44
02:20	NOV	ROCCO, Kurt 1st run (SHANE, Joshua kick), 5-33-1:31	54-44
01:08	UTB	Aaron Lesue 2nd pass from Tommy Grady (Kyle Brotzman kick), 5-07-2:42	54-50
09:12	NOV	CASTLE, LJ 2nd pass from ROCCO, Kurt (SHANE, Joshua kick), 5-42-3:00	60-50
07:17	UTB	Ernie Pierce 4th pass from Tommy Grady (Kyle Brotzman kick), 1-45-6:28	60-53
04:38	NOV	ROCCO, Kurt 2nd run from ROCCO, Kurt (SHANE, Joshua kick), 1-19-7:02	66-53
00:44	NOV	MARLUFF, Gabe 5th interception return (SHANE, Joshua kick failed)	72-53

OVERVIEW

Turnovers and missed opportunities proved to be too much for the Blaze to overcome, as Utah fell to the New Orleans VooDoo, 72-57. The loss puts the Blaze at 2-2 on the season heading into the team's first bye week.

The Blaze got on the board first as WR Ernie Pierce dove for a five-yard touchdown strike from QB Tommy Grady in the right corner of the end zone. New Orleans tied the game after a long drive that culminated in a scoring toss from QB Kurt Rocco to WR Greg Ellington. But Utah regained the lead one play later, as Grady lofted a 22-yard touchdown pass to WR Alvance Robinson to make it 14-7 at the end of the first quarter.

The VooDoo scored on three straight possessions to start the second quarter, beginning with a 10-yard touchdown throw from Rocco to WR L.J. Castle. He then connected with Ellington on scoring completions of 40 and 19 yards to put Utah behind, 27-14. The Blaze responded with a 17-yard touchdown pass from Grady to Pierce. However, a mistake in the secondary left Castle wide open for a 39-yard scoring reception on the ensuing possession.

Utah got the final word in the first half, as FB Michael Ward punched it into the end zone from a yard out to make it 34-28 VooDoo at the midway point.

New Orleans scored on the opening possession of the third quarter off a 27-yard pass from Kurt Rocco to WR Josh Bush. Utah answered with a score of its own, as Ernie Pierce made a leaping reception before jetting into the end zone from 21 yards out. The Blaze quickly regained the football moments later, as DL Mike Lewis dropped Rocco in the end zone for a safety. Utah converted the turnover into points, as Grady eluded the pass rush before rocketing a 12-yard touchdown pass to WR Aaron Lesue. Soon after, Ellington delivered his fourth touchdown of the night off an eight-yard pass from Rocco. Utah fumbled the ensuing kickoff and Rocco scored on a one-yard touchdown run to give New Orleans a 54-44 advantage heading into the fourth quarter.

The first score of the fourth quarter was an extraordinary one. Tommy Grady slipped as he dropped back to pass, yet managed to get to his knees and fire a four-yard touchdown pass to Lesue to cut the deficit, 60-57. New Orleans answered with a 10-yard scoring pass from Rocco to Castle. Pierce hauled in a deep 45-yard touchdown on the ensuing possession, but the VooDoo quickly scored a play later off a 39-yard reception by Skylar Green. VooDoo DB Gladiel Brutus returned a late interception for a touchdown to seal the game, 72-57.

Grady finished the night completing 17-of-30 pass attempts for 256 yards with seven touchdowns and four interceptions. Ernie Pierce led Utah's wide receivers with seven receptions for 124 yards and four touchdowns. Defensively, Mike Lewis recorded 3.5 tackles with a game-high 2.5 sacks.



2012 GAME SUMMARIES

WWW.UTBLAZE.COM

@UTBLAZE

GAME 5

Utah Blaze (3-2) vs. Jacksonville Sharks (1-3)
Date: Apr 13, 2012 • Site: Jacksonville, FL
Attendance: 9016

Score by Quarters	1	2	3	4	Total
Utah Blaze	13	27	14	21	75
Jacksonville Sharks	7	26	14	20	67

Sec	Time	Scoring Play	Yds
00:00	13:45	UTB - Alvanse Robinson 12 yd pass from Tommy Grady (Kylie Brotzman kick failed), 7:20 1:00	6 - 0
00:01	12:45	JAC - JACOB HARRIS 10 yd pass from JACOB OMER (CAPPOZZOLI Mack kick failed), 5:50 2:00	6 - 0
01:30	13:00	UTB - Aaron Lesue 4 yd pass from Tommy Grady (Kylie Brotzman kick), 8:45 5:11	13 - 0
02:30	13:00	JAC - MATH TERENCE 10 yd pass from JACOB OMER (CAPPOZZOLI Mack kick), 9:00 1:00	13 - 6
03:30	13:00	UTB - Ernie Pierce 10 yd pass from Tommy Grady (Kylie Brotzman kick), 7:46 3:28	20 - 6
04:30	13:00	JAC - MATH TERENCE 10 yd pass from JACOB OMER (CAPPOZZOLI Mack kick), 2:00 1:00	20 - 12
05:45	13:00	UTB - Tommy Grady 1 yd run (Kylie Brotzman kick failed), 2 - 38 0:38	26 - 12
06:45	13:00	JAC - JACOB HARRIS 5 yd run (CAPPOZZOLI Mack kick failed), 5 - 34 2:02	26 - 18
08:15	13:00	UTB - Aaron Lesue 9 yd pass from Tommy Grady (Kylie Brotzman kick), 1 - 9 0:05	33 - 18
09:30	13:00	JAC - HARRIS 10 yd pass from JACOB OMER (CAPPOZZOLI Mack kick failed), 2:00 0:00	33 - 24
10:15	13:00	UTB - Aaron Lesue 2 yd pass from Tommy Grady (Kylie Brotzman kick), 4 - 9 0:24	40 - 24
11:15	13:00	JAC - MATH TERENCE 10 yd pass from JACOB OMER (CAPPOZZOLI Mack kick), 6:47 3:00	40 - 30
12:15	13:00	UTB - Aaron Lesue 8 yd pass from Tommy Grady (Kylie Brotzman kick), 2 - 33 0:41	47 - 30
13:15	13:00	JAC - MATH TERENCE 10 yd pass from JACOB OMER (CAPPOZZOLI Mack kick), 8:01 2:00	47 - 36
14:45	13:00	UTB - Aaron Lesue 7 yd pass from Tommy Grady (Kylie Brotzman kick), 3 - 20 1:40	54 - 36
15:00	13:00	JAC - HARRIS 10 yd pass from JACOB OMER (CAPPOZZOLI Mack kick), 1:01 1:00	54 - 36
16:00	13:00	UTB - Alvanse Robinson 17 yd pass from Tommy Grady (Kylie Brotzman kick), 1:01 0:00	61 - 36
17:42	13:00	JAC - HARRIS 10 yd pass from JACOB OMER (CAPPOZZOLI Mack kick), 8:01 1:00	61 - 42
18:15	13:00	UTB - Aaron Lesue 7 yd pass from Tommy Grady (Kylie Brotzman kick), 8 - 41 4:12	68 - 42
19:00	13:00	JAC - MATH TERENCE 10 yd pass from JACOB OMER (CAPPOZZOLI Mack kick failed), 2:00 0:00	68 - 48
20:33	13:00	UTB - Aaron Lesue 17 yd pass from Tommy Grady (Kylie Brotzman kick), 3 - 10 0:18	75 - 48

OVERVIEW

The Utah Blaze earned a 75-67 victory over the defending ArenaBowl Champion Jacksonville Sharks in front of a crowd of 9,016 on Friday at Jacksonville Veterans Memorial Arena. After throwing five interceptions two weeks ago in a loss to the New Orleans VooDoo, Blaze QB Tommy Grady exploded for 11 total touchdowns.

The combination of Grady to WR Aaron Lesue was downright unstoppable, as the pair hooked up for seven touchdown connections on the night. Grady threw for 325 yards with 10 touchdowns and added another score on a quarterback sneak. The electric Blaze offense was defined by efficiency, scoring touchdowns on all 11 of its possessions.

The teams exchanged scores throughout much of the night, tying the game on five occasions. The trend looked as though it would continue when Sharks WR Terrace Smith hauled in a 38-yard touchdown from QB Omar Jacobs with 52 seconds remaining in the contest. However, Utah retained a 68-67 lead after K Marco Capozzoli missed the extra point attempt. With 33 seconds left of the clock, Grady rolled off and fired a bullet to Lesue, who made a remarkable reception off the wall in the end zone to seal the game.

"We were in an old-fashioned AFL shootout tonight," said President & Head Coach Ron James. "We were able to be very efficient on the offensive side by scoring on all of our possession. Ultimately, that was the difference in the game."

Utah WR Alvanse Robinson contributed 10 receptions for a game-high 183 yards and two touchdowns. WR Ernie Pierce had a touchdown catch of his own, as he caught five balls for 32 yards. Defensively, MLB Jacob Hardwick and DL Mike Lewis each delivered solo sacks.

QB Omar Jacobs led the way for the Sharks, as he threw for 290 yards and nine touchdowns. WR Jeron Harvey caught 11 passes for 83 yards and four scores, while WR Terrace Smith contributed eight receptions for 154 yards and five touchdowns.

GAME 6

Iowa Barnstormers (3-3) vs. Utah Blaze (4-2)
Date: Apr 20, 2012 • Site: Salt Lake City, UT
Attendance: 7319

Score by Quarters	1	2	3	4	Total
Iowa Barnstormers	14	20	13	15	62
Utah Blaze	14	21	7	21	63

Sec	Time	Scoring Play	Yds
00:00	14:20	UTB - Alvanse Robinson 23 yd pass from Tommy Grady (Kylie Brotzman kick), 1:23 0:00	0 - 7
00:00	13:00	JAC - MATH TERENCE 10 yd pass from RAYMOND EILER (CARMY Craig kick), 8:45 0:00	0 - 7
03:12	13:00	UTB - ERNIE PIERCE 17 yd pass from TOMMY GRADY (KYLIE BROTZMAN KICK), 1:40 1:19	14 - 7
04:28	13:00	UTB - Aaron Lesue 20 yd pass from Tommy Grady (Kylie Brotzman kick), 2:00 0:00	14 - 14
06:53	13:00	JAC - SCHMIDT 10 yd pass from RATERINK (CARMY Craig kick), 1:43 1:16	14 - 14
08:30	13:00	UTB - ERNIE PIERCE 7 yd pass from TOMMY GRADY (KYLIE BROTZMAN KICK), 4:33 2:51	21 - 14
09:15	13:00	JAC - FILER, Rodney 1 yd run (CARMY, Craig kick), 7 - 14 4:04	21 - 21
10:00	13:00	UTB - Aaron Lesue 10 yd pass from Tommy Grady (Kylie Brotzman kick), 8:01 0:00	28 - 21
10:28	13:00	UTB - David Hyland 5 yd run (Kylie Brotzman kick)	28 - 25
10:50	13:00	JAC - HARRIS, John 23 yd interception return (CARMY, Craig kick failed)	34 - 25
11:00	13:00	JAC - SCHMIDT 10 yd pass from RATERINK (CARMY, Craig kick), 1 - 4 0:00	34 - 25
11:56	13:00	UTB - Aaron Lesue 4 yd pass from Tommy Grady (Kylie Brotzman kick), 3 - 42 2:39	41 - 25
12:13	13:00	JAC - HARRIS, John 1 yd pass from RATERINK (CARMY, Craig kick failed), 5 - 42 2:39	41 - 25
12:24	13:00	UTB - Aaron Lesue 8 yd pass from Tommy Grady (Kylie Brotzman kick), 8 - 25 4:07	47 - 25
12:49	13:00	JAC - SCHMIDT 10 yd pass from RATERINK (CARMY, Craig kick failed), 1 - 47 1:07	47 - 25
13:22	13:00	UTB - Alvanse Robinson 17 yd pass from Tommy Grady (Kylie Brotzman kick), 1:01 0:00	54 - 25
13:50	13:00	JAC - SCHMIDT 10 yd pass from RATERINK (CARMY, Craig kick), 1 - 47 1:07	54 - 32
14:30	13:00	UTB - Ernie Pierce 9 yd pass from Tommy Grady (Kylie Brotzman kick), 1 - 9 0:00	61 - 32
15:00	13:00	JAC - SCHMIDT 10 yd pass from RATERINK (CARMY, Craig kick), 1 - 9 0:00	61 - 32
15:30	13:00	UTB - Ernie Pierce 9 yd pass from Tommy Grady (Kylie Brotzman kick), 1 - 9 0:00	68 - 32

OVERVIEW

For the second time in just over a month, the Utah Blaze defeated the Iowa Barnstormers as the teams faced off in front of a crowd of 7,319 on Tim Dahle Field at EnergySolutions Arena. Although the score was much closer than their previous meeting, Utah still managed to come out on top, 63-62.

Utah held on to a one-point lead until QB J.J. Raterink found WR Jesse Schmidt for a 30-yard touchdown completion with a minute remaining in the contest. Moments later, Utah recovered an inside kick and took just one play to score, as QB Tommy Grady rolled left before firing a nine-yard strike to WR Ernie Pierce.

On the ensuing kickoff, the Blaze attempted an inside kick of their own and received a game-changing effort from an unlikely hero. As players on both sides fought and clawed for the loose football, backup QB Carson Coffman emerged with the recovery for Utah. That allowed the Blaze to run out the clock and seal the victory.

The combination of QB Tommy Grady to WR Aaron Lesue continued its potency against the Barnstormers, as the duo hooked up on four touchdown connections. Lesue totaled 11 receptions for a career-high 166 receiving yards, while Grady finished the night with 291 yards and eight touchdowns through the air. K Kylie Brotzman set a new team record, as he successfully connected on all nine of his PAT attempts. In a game that was decided by a single point, his contribution was invaluable.

Although the Blaze defensive line fell short of the record-setting 10 sack performance it delivered in its first matchup with Iowa, "Sack City" still applied relentless pressure. All-Arena defensive ends Michael Lewis and Caesar Rayford combined to total 3.0 sacks for 11 yards in losses. DB David Hyland paced the group with 5.0 total tackles and added a five-yard touchdown run after Iowa failed to secure a second quarter kickoff that bounced off the net.

Raterink finished with 356 yards and seven touchdowns, as he found Schmidt for 12 receptions, 172 yards and four scores. Barnstormers WR Chris Matthews registered eight receptions for 110 yards and two touchdowns, while FB Rodney Eiler contributed scores on a one-yard run and a 24-yard reception.

GAME 7

Utah Blaze (5-2) vs. Milwaukee Mustangs (2-4)
 Date: Apr 28, 2012 • Site: Milwaukee, WI
 Attendance: 6689

Score by Quarters	1	2	3	4	Total
Utah Blaze	7	21	13	20	61
Milwaukee Mustangs	14	17	7	20	58

Dr. Time	Scoring Play	Yds
14:45	MKE - Aaron Rodgers 56 yd kickoff return (Ryan Gates kick)	0 - 7
08:44	UTA - Aaron Lesue 17 yds pass from Tommy Grady (Ryan Gates kick)	7 - 7
05:54	MKE - Marcus Everett 8 yd pass from Gino Guidugli (Ryan Gates kick)	7 - 14
14:54	UTA - Aaron Lesue 20 yds pass from Tommy Grady (Ryan Gates kick)	14 - 14
12:18	MKE - Marcus Everett 11 yds pass from Gino Guidugli (Ryan Gates kick)	14 - 21
09:48	MKE - AJ Kegg 24 yd pass from Gino Guidugli (Ryan Gates kick)	14 - 28
02:29	UTA - Alvan Robinson 7 yds pass from Tommy Grady (Ryan Gates kick)	21 - 28
00:00	UTA - Alvan Robinson 6 yds pass from Tommy Grady (Ryan Gates kick)	28 - 28
00:00	MKE - Ryan Gates 44 yd field goal	28 - 31
04:24	UTA - Tommy Grady 2 yd run (Ryan Gates kick)	34 - 31
03:30	MKE - Jared Jenkins 17 yd pass from Gino Guidugli (Ryan Gates kick)	34 - 35
00:02	UTA - Aaron Lesue 22 yds pass from Tommy Grady (Ryan Gates kick)	42 - 38
00:16	MKE - Marcus Everett 22 yds pass from Gino Guidugli (Ryan Gates kick)	42 - 44
04:14	MKE - Marcus Everett 35 yds pass from Gino Guidugli (Ryan Gates kick)	48 - 51
00:02	UTA - Chris Blocker 6 yds pass from Tommy Grady (Ryan Gates kick)	48 - 53
00:28	MKE - Jared Jenkins 14 yd pass from Gino Guidugli (Ryan Gates kick)	55 - 58
00:06	UTA - Alvan Robinson 2 yds pass from Tommy Grady (Ryan Gates kick)	61 - 58

OVERVIEW

The Utah Blaze is off to its best start in franchise history, advancing to 5-2 after earning a 61-58 victory over the Milwaukee Mustangs on Saturday night in front of a Bradley Center crowd of 6,689. The win marks Utah's third straight, and keeps the team in possession of first place in the West Division of the Arena Football League's National Conference.

The teams battled back and forth throughout much of the night before QB Gino Guidugli found Rookie WR Jared Jenkins on a 14-yard touchdown toss to give Milwaukee a 58-55 lead with 28 seconds remaining in the game. On the ensuing possession, Utah drove to the opponent's three-yard line before an unlikely hero emerged with the game-winning score.

Offensive Coordinator Matthew Sauk searched the depths of his playbook to find a play the Mustangs surely wouldn't be expecting. With just six seconds remaining on the clock, QB Tommy Grady dropped back and scanned the field before dumping the ball off to 315-pound blocking FB Alex Michael. Michael secured the football and trotted into the end zone untouched for the game-winning touchdown.

QB Tommy Grady put forth a spectacular performance, as he threw for 374 yards and eight touchdowns with no interceptions while completing over 65 percent of his attempts. He added another score on the ground via a quarterback sneak. WR Aaron Lesue caught 12 passes for 145 yards and two touchdowns, continuing his streak of having multiple touchdown receptions in every game this season. Veteran WR Maurice Bryant contributed two touchdown receptions in his first game wearing a Blaze uniform, as did Alvan Robinson.

For the Mustangs, Gino Guidugli completed 20-of-28 passes for 280 yards and seven touchdowns. His favorite target of the night was WR Marcus Everett, who snared five passes for 67 yards and four touchdowns. Guidugli also found Jared Jenkins for two touchdowns and AJ Kegg for another score.

GAME 8

Spokane Shock (3-4) vs. Utah Blaze (6-2)
 Date: May 04, 2012 • Site: Salt Lake City, UT
 Attendance: 6195

Score by Quarters	1	2	3	4	Total
Spokane Shock	14	7	14	28	63
Utah Blaze	23	20	14	27	84

Dr. Time	Scoring Play	Yds
13:54	UTA - Joe Hartmann safety	0 - 2
12:42	UTA - Chris Blocker 2 yd pass from Tommy Grady (Ryan Gates kick)	2 - 2
11:32	SPC - TCHAMPND, Brandon 21 yds pass from ROWLEY (Kyle Spencer kick)	1:01:21
07:23	UTA - Aaron Lesue 21 yds pass from Tommy Grady (Ryan Gates kick)	7 - 7
05:54	SPC - TCHAMPND, Brandon 21 yds pass from ROWLEY (Kyle Spencer kick)	14 - 14
00:32	UTA - Aaron Lesue 19 yds pass from Tommy Grady (Ryan Gates kick)	14 - 23
04:44	UTA - Ben Stallings 10 yd run (Kyle Brotzman kick)	14 - 29
04:30	SPC - TCHAMPND, Brandon 21 yds pass from ROWLEY (Kyle Spencer kick)	14 - 31
03:29	UTA - Shane Kabanowski 17 yds pass from Tommy Grady (Ryan Gates kick)	21 - 36
00:23	UTA - Aaron Lesue 19 yds pass from Tommy Grady (Ryan Gates kick)	31 - 36
12:39	UTA - Aaron Lesue 8 yd pass from Tommy Grady (Ryan Gates kick)	44 - 2:17
09:56	SPC - TCHAMPND, Brandon 21 yds pass from ROWLEY (Kyle Spencer kick)	44 - 2:17
07:34	SPC - TCHAMPND, Brandon 7 yds pass from ROWLEY (Kyle Spencer kick)	3:20:47
01:03	UTA - Aaron Lesue 19 yds pass from Tommy Grady (Ryan Gates kick)	3:20:47
14:14	SPC - TCHAMPND, Brandon 7 yds pass from ROWLEY (Kyle Spencer kick)	3:20:47
12:27	UTA - Aaron Lesue 19 yds pass from Tommy Grady (Ryan Gates kick)	3:20:47
09:35	SPC - BLACK, Steven 4 yds pass from ROWLEY (Kyle Spencer kick)	4:48:14
08:29	UTA - Shane Kabanowski 16 yds pass from Tommy Grady (Ryan Gates kick)	4:48:14
06:58	SPC - TCHAMPND, Brandon 21 yds pass from ROWLEY (Kyle Spencer kick)	4:48:14
04:44	UTA - Shane Kabanowski 16 yds pass from Tommy Grady (Ryan Gates kick)	5:11:31
00:46	SPC - TENNELL, Abner 9 yds pass from ROWLEY (Kyle Spencer kick)	5:11:31
00:18	UTA - Shane Kabanowski 21 yds pass from Tommy Grady (Ryan Gates kick)	5:11:31

OVERVIEW

For the second time in just over a month, the Utah Blaze defeated the Iowa Barnstormers as the teams faced off in front of a crowd of 7,319 on Tim Dahle Field at EnergySolutions Arena. Although the score was much closer than their previous meeting, Utah still managed to come out on top, 63-62.

Utah held on to a one-point lead until QB J.J. Raterink found WR Jesse Schmidt for a 30-yard touchdown completion with a minute remaining in the contest. Moments later, Utah recovered an inside kick and took just one play to score, as QB Tommy Grady rolled left before firing a nine-yard strike to WR Ernie Pierce.

On the ensuing kickoff, the Blaze attempted an inside kick of their own and received a game-changing effort from an unlikely hero. As players on both sides fought and clawed for the loose football, backup QB Carson Coffman emerged with the recovery for Utah. That allowed the Blaze to run out the clock and seal the victory.

The combination of QB Tommy Grady to WR Aaron Lesue continued its potency against the Barnstormers, as the duo hooked up on four touchdown connections. Lesue totaled 11 receptions for a career-high 166 receiving yards, while Grady finished the night with 291 yards and eight touchdowns through the air. K Kyle Brotzman set a new team record, as he successfully connected on all nine of his PAT attempts. In a game that was decided by a single point, his contribution was invaluable.

Although the Blaze defensive line fell short of the record-setting 10 sack performance it delivered in its first matchup with Iowa, "Sack City" still applied relentless pressure. All-Arena defensive ends Michael Lewis and Caesar Rayford combined to total 3.0 sacks for 11 yards in losses. DB David Hyland paced the group with 5.0 total tackles and added a five-yard touchdown run after Iowa failed to secure a second quarter kickoff that bounced off the net.

Raterink finished with 356 yards and seven touchdowns, as he found Schmidt for 12 receptions, 172 yards and four scores. Barnstormers WR Chris Matthews registered eight receptions for 110 yards and two touchdowns, while FB Rodney Filer contributed scores on a one-yard run and a 24-yard reception.

GAME 9

Utah Blaze (6-3) vs. San Jose SaberCats (7-2)

Date: May 11, 2012 • Site: San Jose, CA

Attendance: 10093

Score by Quarters	1	2	3	4	Total
Utah Blaze	14	27	6	12	59
San Jose SaberCats	14	28	21	7	70

Qtr	Time	Scoring Play	Yds
00	12:39	UTB - Shaun Robinson 42 yd pass from Tommy Grady (Mike Branton kick), 4:42:27	7 - 0
00:00	SJS - WHITAKER, Hank 3 yd run (PERUTTI, Nick kick), 5:40:40	7 - 7	
04:19	UTB - Shaun Robinson 11 yd pass from Tommy Grady (Mike Branton kick), 5:52:39	14 - 7	
00:53	SJS - EDWARDS, Hank 6 yd run (PERUTTI, Nick kick), 5:40:2:54	14 - 14	
11:15	UTB - Alvanse Robinson 20 yd pass from Tommy Grady (Mike Branton kick), 6:17:37	21 - 14	
11:57	SJS - GODSON, Sammie 20 yd pass from GRIEB, Mark (PERUTTI, Nick kick), 6:20:10	21 - 21	
08:04	UTB - Shaun Robinson 27 yd pass from Tommy Grady (Mike Branton kick), 6:47:39	28 - 21	
05:07	SJS - ROE, James 6 yd pass from GRIEB, Mark (PERUTTI, Nick kick), 5:30:2:28	28 - 28	
01:45	UTB - Alvanse Robinson 32 yd pass from Tommy Grady (Mike Branton kick), 6:42:1:48	34 - 28	
00:55	SJS - ROE, James 5 yd pass from GRIEB, Mark (PERUTTI, Nick kick), 2:5:44	34 - 35	
00:42	UTB - Shaun Robinson 17 yd pass from Tommy Grady (Mike Branton kick), 3:11:11	41 - 35	
00:09	SJS - EDWARDS, Hank 1 yd pass from GRIEB, Mark (PERUTTI, Nick kick), 3:10:33	41 - 42	
00:14	UTB - Shaun Robinson 22 yd pass from Tommy Grady (Mike Branton kick), 3:10:18	47 - 42	
07:42	SJS - EDWARDS, Hank 10 yd pass from GRIEB, Mark (PERUTTI, Nick kick), 3:11:10	47 - 56	
04:34	SJS - GODSON, Sammie 9 yd pass from GRIEB, Mark (PERUTTI, Nick kick), 2:21:13	47 - 65	
05:20	UTB - Shaun Robinson 17 yd pass from Tommy Grady (Tommy Grady pass block), 3:40:47	53 - 65	
01:48	SJS - LEWIS, Mark 3 yd run (PERUTTI, Nick kick), 2:10:1:00	53 - 70	
00:29	UTB - Alvanse Robinson 10 yd pass from Tommy Grady (Tommy Grady pass block), 4:43:10	59 - 70	

OVERVIEW

The Utah Blaze split its season series with the division-rival San Jose SaberCats following a 70-59 loss in front of a crowd of 10,093 at HP Pavilion. Utah now sits in second place in the West Division of the Arena Football League's National Conference.

QB Tommy Grady had another huge game on offense for the Blaze, throwing for a career-best 397 yards and nine touchdowns. WR Aaron Lesué was unusually quiet in the contest, but WR Shaun Kauleinamoku picked up the slack by hauling in game-highs with 13 receptions for 211 yards and five scores.

The two teams exchanged scores throughout the first half, but a missed PAT gave the SaberCats a 42-41 lead at the midway point. It looked as if the trend would continue into the third quarter until San Jose recovered an onside kick following a touchdown pass from QB Mark Grieb to WR Hank Edwards. Grieb then converted the extra possession into another score off a 10-yard touchdown pass to WR Samora Godson, giving the SaberCats a 63-47 advantage. The kick proved to be the difference in the game, as Utah was unable to overcome the two score deficit.

"It was a hard fought game and we knew it was going to be," said President & Head Coach Ron James. "You have teams - number one and two in the division - going at each other and playing hard. It came down to mistakes, we made too many and they played a good game."

WR Alvanse Robinson caught nine passes for 128 yards with three touchdowns. Lesue contributed four receptions for 58 yards and a score. Defensively, DB Carlton Brown snared his fifth interception of the season and DB David Hyland paced the group with 6.5 tackles.

GAME 10

Arizona Rattlers (7-3) vs. Utah Blaze (6-4)

Date: May 19, 2012 • Site: Salt Lake City, UT

Attendance: 10149

Score by Quarters	1	2	3	4	Total
Arizona Rattlers	21	23	28	14	86
Utah Blaze	13	21	14	22	70

Qtr	Time	Scoring Play	Yds
00	11:58	ARI - REED, Kerry 7 yd pass from DAVILA, Nick (GOULD, Chris kick), 3:21:1:22	7 - 0
00:00	ARI - HARVEY, Trondan 9 yd pass from DAVILA, Nick (GOULD, Chris kick), 4:10:12	14 - 0	
04:08	UTB - Aaron Lesue 8 yd pass from TOMMY GRADY, Mike (BRANTON, Mike kick), 1:12:10	14 - 7	
00:29	ARI - PURDY, Maurice 9 yd pass from DAVILA, Nick (GOULD, Chris kick), 3:04:19	21 - 7	
00:18	UTB - Tyson Pools 32 yd pass from TOMMY GRADY, Mike (BRANTON, Mike kick), 1:12:10	21 - 13	
04:00	ARI - REED, Kerry 20 yd pass from DAVILA, Nick (GOULD, Chris kick), 1:38:0:26	28 - 13	
13:27	UTB - Aaron Lesue 42 yd pass from TOMMY GRADY, Mike (BRANTON, Mike kick), 1:42:12	28 - 20	
10:52	ARI - PURDY, Maurice 20 yd pass from DAVILA, Nick (GOULD, Chris kick), 4:45:10	28 - 28	
08:10	UTB - Aaron Lesue 20 yd pass from TOMMY GRADY, Mike (BRANTON, Mike kick), 1:45:11	35 - 27	
04:23	ARI - PURDY, Maurice 6 yd pass from DAVILA, Nick (GOULD, Chris kick), 4:18:30	41 - 27	
03:39	UTB - Alvanse Robinson 56 yd kickoff return (Tyron Brindman kick)	41 - 34	
00:09	ARI - GOULD, Chris 25 yd field goal, 4:20:2:11	44 - 34	
11:52	ARI - PURDY, Maurice 6 yd pass from DAVILA, Nick (GOULD, Chris kick), 4:46:10	51 - 34	
12:13	UTB - Aaron Lesue 40 yd pass from TOMMY GRADY, Mike (BRANTON, Mike kick), 2:11:00	51 - 42	
10:13	ARI - REED, Kerry 12 yd pass from DAVILA, Nick (GOULD, Chris kick), 2:47:0:58	58 - 41	
00:00	ARI - PURDY, Maurice 18 yd pass from DAVILA, Nick (GOULD, Chris kick), 3:18:21	65 - 42	
06:39	UTB - Tyson Pools 14 yd pass from TOMMY GRADY, Mike (BRANTON, Mike kick), 3:14:15	65 - 48	
00:04	ARI - PURDY, Maurice 28 yd pass from DAVILA, Nick (GOULD, Chris kick), 3:46:10	72 - 48	
10:13	UTB - Shaun Robinson 4 yd pass from TOMMY GRADY, Mike (BRANTON, Mike kick), 1:10:11	72 - 54	
00:00	ARI - ARMSTRONG, Ome 6 yd run (GOULD, Chris kick), 3:12:0:48	79 - 54	
00:18	UTB - Aaron Lesue 10 yd pass from TOMMY GRADY, Mike (BRANTON, Mike kick), 1:07:3:10	79 - 62	
04:00	ARI - PURDY, Maurice 15 yd pass from DAVILA, Nick (GOULD, Chris kick), 3:18:10	86 - 62	
01:30	UTB - Aaron Lesue 8 yd pass from TOMMY GRADY, Mike (BRANTON, Mike kick), 4:42:21	86 - 70	

OVERVIEW

The Utah Blaze dropped a divisional matchup to the Arizona Rattlers, 86-70, in front of a crowd of 10,149 on Tim Dahle Field at EnergySolutions Arena. Despite another impressive offensive performance, turnovers proved to be too much for the Blaze to overcome.

QB Tommy Grady finished the night throwing for 428 yards - the second-highest single-game total in the AFL this season - and nine touchdowns, but tossed four interceptions and lost a fumble. WR Aaron Lesue hauled in nine passes for 160 yards and six touchdowns, while WR Tysson Pools snared 12 balls for 201 yards and two scores.

Utah took the opening possession and drove inside opponent territory before Rattlers DL Marcus Pittman knocked the ball free from Grady's grasp. DL Cliff Dukes recovered for Arizona, who converted the turnover into points off a seven-yard touchdown pass from QB Nick Davila to WR Kerry Reed.

On the next Blaze drive, Grady was intercepted by DB Arkeith Brown, who returned the ball 32 yards into Utah territory. Four plays later, Davila found WR Trondan Harvey to take a 14-0 lead.

Despite the slow start, Utah battled back to bring the game within a score after WR Alvanse Robinson returned a kickoff 56 yards for a touchdown to make it 41-34. However, the Rattlers were able to get the final word before the half, booting a 25-yard field goal to maintain a two score lead at the midway point.

Arizona received the opening kickoff of the third quarter and drove 48 yards in two plays off of two catches by WR Maurice Purdy, including a two-yard touchdown. The Blaze responded with a 15-yard touchdown toss from Grady to Lesue, but the Rattlers would score two unanswered touchdowns to maintain a 24-point advantage. The teams traded scores from that point with Utah getting the final touchdown off a nine-yard pass to Lesue to make it 66-70.

GAME 11

San Antonio Talons (8-3) vs. Utah Blaze (6-5)
Date: May 26, 2012 • Site: Salt Lake City, UT
Attendance: 8093

Score by Quarters	1	2	3	4	Total
San Antonio Talons	14	14	14	22	64
Utah Blaze	14	13	27	7	61

Qtr	Time	Scoring Play	Yds
01:25	UTA - Tyson Poots 9 yd pass from Tommy Grady (Kyle Brotzman kick), 9-47 1:20	9-7	
06:15	SAT - TROYER 30 yd pass from GARCIA, Aaron (DEMOIS, Stefan kick), 5:03 0:00	7-14	
09:12	UTA - Aaron Lesue 19 yd pass from Tommy Grady (Kyle Brotzman kick), 5:20 1:04	7-14	
09:31	SAT - WILSON, Jason 11 yd pass from GARCIA, Aaron (DEMOIS, Stefan kick), 6:43 2:07	14-18	
12:34	UTA - Brian Kauleinamoku 30 yd pass from Tommy Grady (Kyle Brotzman kick failed), 4:02 1:10	14-20	
02:38	SAT - COOK, Chad 5 yd run (DEMOIS, Stefan kick), 7:48 8:30	21-20	
03:44	SAT - COOK, Chad 4 yd run (DEMOIS, Stefan kick), 8:19 1:30	28-20	
05:04	UTA - Brian Kauleinamoku 3 yd run (Kyle Brotzman kick), 9:30 2:06	28-23	
11:51	UTA - Aaron Lesue 17 yd pass from Tommy Grady (Kyle Brotzman kick), 4:43 2:58	28-34	
12:02	UTA - Tyson Poots 8 yd run (recovery) (Kyle Brotzman kick failed)	28-40	
15:42	SAT - WILSON, Jason 20 yd pass from GARCIA, Aaron (DEMOIS, Stefan kick), 1:38 2:07	35-40	
07:04	UTA - Aaron Lesue 1 yd pass from Tommy Grady (Kyle Brotzman kick), 5:12 2:42	35-47	
05:15	SAT - WILSON, Jason 9 yd pass from GARCIA, Aaron (DEMOIS, Stefan kick), 5:10 3:00	42-47	
02:43	UTA - Brian Kauleinamoku 10 yd pass from Tommy Grady (Kyle Brotzman kick), 3:05 1:41	42-54	
08:28	SAT - MALLA, Wesley 1 yd run (DEMOIS, Stefan kick), 7-42 4:25	49-54	
02:48	SAT - TROYER 30 yd pass from GARCIA, Aaron (DEMOIS, Stefan kick), 5:43 5:04	57-54	
01:31	UTA - Aaron Lesue 20 yd pass from Tommy Grady (Kyle Brotzman kick), 7:20 1:48	57-61	
09:23	SAT - COOK, Chad 1 yd run (DEMOIS, Stefan kick), 9:18 8:37	64-61	

OVERVIEW

The Utah Blaze suffered a narrow 64-61 defeat at the hands of the San Antonio Talons in front of a crowd of 8,093 on Tim Dahle Field at EnergySolutions Arena. Turnovers again proved to be a major factor in deciding the game's final outcome.

Utah built a 54-42 lead on the Talons before Blaze DL Mike Lewis recovered a fumbled snap by QB Aaron Garcia during a second half drive. The turnover capped off a nearly perfect third quarter performance in which the Blaze outscored the Talons, 27-14.

For a moment, it looked as if the rout was on. Utah was poised to take a three-score advantage before QB Tommy Grady was intercepted in the end zone by DB Fred Shaw. From that point, the Talons regained a 57-54 lead off of two unanswered scores. The Blaze answered off a 28-yard touchdown pass from Grady to WR Aaron Lesue, but FB Chad Cook scored the game's final touchdown off a one-yard run to seal the contest for San Antonio.

Blaze WR Shaun Kauleinamoku set a franchise single-game record with 363 all-purpose yards, as he hauled in nine receptions for 159 yards with two touchdowns and gained 204 yards on seven kickoff returns. Grady finished the night throwing for 342 yards and seven touchdowns, hooking up with Lesue for 102 yards and four scores.

GAME 12

Utah Blaze (7-5) vs. Kansas City Command (2-9)
Date: Jun 02, 2012 • Site: Kansas City, MO
Attendance: 4618

Score by Quarters	1	2	3	4	Total
Utah Blaze	13	23	6	13	55
Kansas City Command	10	14	7	14	45

Qtr	Time	Scoring Play	Yds
08:13	KCY - J. Whitst 23 yd field goal, 8-31 4:07	0-3	
07:56	UTA - Brian Kauleinamoku 28 yd pass from Tommy Grady (Kyle Brotzman kick), 2:47 2:07	7-23	
06:13	KCY - B. Smith 42 yd pass from B. Jones (J. Whitst kick), 1-42 0:41	7-10	
00:24	UTA - Tyson Poots 2 yd pass from Tommy Grady (Kyle Brotzman kick failed), 9:48 5:27	13-10	
14:23	UTA - TISH safety	13-10	
10:40	UTA - Brian Kauleinamoku 22 yd pass from Tommy Grady (Kyle Brotzman kick), 6:47 2:06	22-10	
06:16	UTA - Brian Kauleinamoku 22 yd pass from Tommy Grady (Kyle Brotzman kick), 5:42 2:19	29-10	
03:52	KCY - J. Chambers 15 yd pass from B. Jones (J. Whitst kick), 3:43 2:00	29-13	
00:22	UTA - Tyson Poots 5 yd pass from Tommy Grady (Kyle Brotzman kick), 6-31 2:32	36-17	
00:07	KCY - B. Smith 57 yd pass from B. Jones (J. Whitst kick), 2-46 0:14	36-24	
05:37	UTA - Tommy Grady 2 yd run (Kyle Brotzman kick failed), 10-47 7:23	42-24	
03:59	KCY - B. Jones 6 yd run (J. Whitst kick), 6-48 3:01	42-31	
13:12	KCY - L. Bryant 3 yd run (J. Whitst kick), 2-16 1:38	42-38	
09:12	UTA - Tyson Poots 6 yd pass from Tommy Grady (Kyle Brotzman kick), 1:08 1:04	48-38	
05:26	KCY - B. Smith 6 yd pass from B. Jones (J. Whitst kick), 5-34 3:07	48-45	
00:58	UTA - Tyson Poots 2 yd pass from Tommy Grady (Kyle Brotzman kick), 10:48 3:00	55-45	

OVERVIEW

The Utah Blaze rolled to a 55-45 victory over the Kansas City Command in front of 4,618 fans at the Sprint Center. After turnovers plagued the offense over the past two weeks, QB Tommy Grady put forth a spectacular effort while Utah racked up a franchise record with 442 yards in total offense.

Grady set an Arena Football League record with 46 completions on the night while throwing for a franchise-best 436 aerial yards and seven touchdowns. He completed 83.6 percent of his attempts and added another score on the ground.

WR Tysson Poots gained 131 yards with four touchdowns on 18 receptions – second-most in team history. WR Shaun Kauleinamoku snared 17 balls for a game-high 217 yards and three scores.

Utah's defense delivered an equally impressive performance, holding the Command to a season-low 45 points. The vaunted Blaze defensive line harassed Kansas City QB Brian Jones throughout the game, posting 4.0 sacks and a safety. DB David Hyland recorded an interception worthy of any highlight-reel, as he snatched Jones' pass out of the air before catapulting over the boards.

The Blaze built a 36-24 lead at halftime off of huge performances by Poots and Kauleinamoku, who combined for five touchdown receptions in the first two quarters. Kansas City inched closer to the lead in the third frame as FB Trey Bryant rushed into the end zone to cut the deficit to four points. However, the effort proved futile, as Poots hauled in two more touchdown passes to maintain the two-score lead. Utah closed out the game with a statement, as DL Mike Lewis dropped QB Brian Jones in the backfield for the final time.

GAME 13

Chicago Rush (7-5) vs. Utah Blaze (8-5)
Date: Jun 09, 2012 • Site: Salt Lake City, UT
Attendance: 7077

Score by Quarters	1	2	3	4	Total
Chicago Rush	0	14	14	0	28
Utah Blaze	21	20	7	20	68

Qtr	Time	Scoring Play	Yds
1st	14:02	UTA - Aaron Lesue 1 yd pass from Tommy Grady (Kyle Brozeman kick), 2:30:58	1-0-0
1st	10:02	UTA - Ben Stallings 5 yd run (Kyle Brozeman kick), 2:30:58	0-1-0
1st	00:54	UTA - Steve Gaskamovich 4 yd pass from Tommy Grady (Kyle Brozeman kick), 3:45:02	0-2-1
1st	14:55	UTA - Antwan Marsh 5 yd run (Kyle Brozeman kick)	0-2-28
1st	12:25	CH - GRAY - Reggie 7 yd pass from Brockha Russ (Houston, Joe kick), 4:42:22	7-28
1st	08:22	UTA - Tyson Poots 17 yd pass from Tommy Grady (Kyle Brozeman kick), 4:42:22	7-34
1st	05:35	CH - DRONE - Luke 1 yd run (Houston, Joe kick), 4:42:25	14-34
1st	03:12	UTA - Tyson Poots 27 yd pass from Tommy Grady (Kyle Brozeman kick), 4:42:25	14-62
1st	12:33	CH - GRAY - Reggie 12 yd pass from Brockha Russ (Houston, Joe kick), 4:42:27	21-61
1st	06:45	UTA - Tyson Poots 4 yd pass from Tommy Grady (Kyle Brozeman kick), 5:48:5:04	21-68
1st	03:33	CH - DRONE - Luke 1 yd run (Houston, Joe kick), 5:30:2:48	28-68
1st	12:17	UTA - Aaron Lesue 3 yd pass from Tommy Grady (Kyle Brozeman kick), 8:43:8:47	28-35
1st	07:15	UTA - Aaron Lesue 2 yd pass from Tommy Grady (Kyle Brozeman kick), 1:27:02	28-62
1st	00:46	UTA - Ben Stallings 5 yd run (Kyle Brozeman kick blocked), 7:43:4:10	28-68

OVERVIEW

Needing a win to take control of their playoff destiny, the Utah Blaze made a statement by crushing the Chicago Rush in front of 7,077 fans at EnergySolutions Arena. With a 68-28 victory, Utah claimed possession of the fourth playoff spot in the National Conference postseason race.

Saturday's win undoubtedly marked Utah's most complete performance of the season, as the Blaze delivered outstanding efforts in all three phases of the game.

The defense was defined by sheer dominance, as the unit forced four takeaways with three stops on downs and one interception. Chicago managed 172 yards through the air while QB Russ Michna - who entered the game as the AFL's most efficient passer - completed just 56 percent of his attempts with two touchdowns. The Blaze allowed just 28 points to the Rush, which is the second-best mark in franchise history.

The offense efficiently picked apart Chicago's defense throughout the night, scoring on every possession with exception to one that was cut short due to the end of the half. QB Tommy Grady became the first player in the Arena Football League to reach 100 passing touchdowns this season, totaling 366 yards and seven scores on the night. Utah's 40-point margin of victory is also the second-highest in Blaze history.

Even the special teams unit provided a game-changing effort. K Kyle Brozeman bounced a kickoff off the uprights in the second quarter. The ball launched off the iron into the arms of JLB Antwan Marsh, who returned it one yard into the end zone for a score. The Blaze also earned an extra possession to close out the first half by recovering an onside kick.

WR Tysson Poots led all receivers with 12 receptions for 130 yards and three touchdowns. WR Aaron Lesue grabbed three scores of his own, as he totaled seven catches for 102 yards. On the ground, FB Ben Stallings rumbled for 26 yards and two touchdowns.

DB David Hyland led Utah's defenders with 6.5 total tackles and two pass breakups. DB Will Mulder notched his first interception of the season in the fourth quarter, while DL Mike Lewis notched a two-yard sack - his 10th of the year.

GAME 14

Utah Blaze (9-5) vs. Spokane Shock (7-6)
Date: Jun 16, 2012 • Site: Spokane, WA
Attendance: 8852

Score by Quarters	1	2	3	4	Total
Utah Blaze	13	7	12	26	58
Spokane Shock	7	13	7	28	55

Qtr	Time	Scoring Play	Yds
1st	10:52	UTA - Tyson Poots 18 yd pass from Tommy Grady (Kyle Brozeman kick), 2:30:00	6-0-0
1st	08:17	SPO - BLICK - Steven 28 yd pass from ROBERT KYLE (SPENCER, Kenny kick), 2:40:04	6-10-0
1st	06:13	UTA - Tyson Poots 18 yd pass from Tommy Grady (Kyle Brozeman kick), 2:58:10	13-7-0
1st	14:43	UTA - Aaron Lesue 8 yd pass from Tommy Grady (Kyle Brozeman kick), 3:49:3:34	20-27
1st	12:52	SPO - JAWPER - Pat 17 yd pass from TIGHELY, Eric (SPENCER, Kenny kick), 4:41:10	20-14
1st	01:21	SPO - MOORE - Terrence 5 yd run (SPENCER, Kenny kick blocked), 3:45:1:51	20-20
1st	12:04	UTA - Tyson Poots 5 yd pass from Tommy Grady (Kyle Brozeman kick), 5:48:2:10	26-20
1st	04:43	SPO - BLICK - Steven 8 yd pass from ROBERT KYLE (SPENCER, Kenny kick), 7:48:6:18	26-22
1st	03:02	UTA - Aaron Lesue 10 yd pass from Tommy Grady (Kyle Brozeman kick), 2:30:1:01	32-27
1st	11:28	SPO - DRUG - Ryan 18 yd pass from ROBERT KYLE (SPENCER, Kenny kick), 8:48:5:28	32-34
1st	08:11	UTA - Jimmy Kelly 1 yd pass from Tommy Grady (Tommy Grady pass short), 5:32:2:15	38-34
1st	05:53	SPO - JAWPER - Pat 10 yd pass from ROBERT KYLE (SPENCER, Kenny kick), 5:47:1:23	38-41
1st	04:10	SPO - MOORE - Terrence 2 yd fumble recovery (SPENCER, Kenny kick)	38-40
1st	01:23	UTA - Tyson Poots 18 yd pass from Tommy Grady (Kyle Brozeman kick), 5:48:5:28	44-40
1st	00:40	SPO - MOORE - Terrence 4 yd run (SPENCER, Kenny kick), 3-0:0:18	44-53
1st	00:26:53	UTA - Aaron Lesue 2 yd pass from Tommy Grady (Kyle Brozeman kick), 2:48:0:20	50-53
1st	00:23:14	UTA - Tyson Poots 2 yd pass from Tommy Grady (Tysson Poots pass from 1:58:02), 4:17:1:10	56-53

OVERVIEW

The Utah Blaze left the Spokane Shock stunned after earning an improbable last-moment victory at Spokane Arena. The win completes a season series sweep of the Shock for Utah, who retains a firm hold on the fourth and final playoff spot in the National Conference race.

Spokane held a 55-44 advantage with just 26 seconds remaining in the contest before Blaze QB Tommy Grady cut the deficit by firing a two-yard strike to WR Aaron Lesue. On the ensuing kickoff, FB Ben Stallings rumbled all the way to opponent's 17-yard line after recovering an onside kick attempt by K Kyle Brozeman.

With just three seconds on the clock, WR Tysson Poots hauled in a three-yard scoring toss despite being mugged by a defender. Spokane missed a field goal attempt as time expired during the resulting possession, sealing the victory for the Blaze.

QB Tommy Grady set a new Utah Blaze franchise record by raising his season total to 110 touchdown passes, which ranks fourth in Arena Football League History. The 6-7 signal caller finished the night with 366 yards and nine touchdowns on 34-of-49 passing (69.8%). WR Tysson Poots snared 15 of those passes for 206 yards and five touchdowns, while WR Aaron Lesue hauled in nine passes for 86 yards and three scores.



2012 GAME SUMMARIES

WWW.UTBLAZE.COM

@UTBLAZE

GAME 15

Georgia Force (7-8) vs. Utah Blaze (10-5)
Date: Jun 23, 2012 • Site: Salt Lake City, UT
Attendance: 9444

Score by Quarters	1	2	3	4	Total
Georgia Force	7	3	14	14	38
Utah Blaze	6	21	14	20	61

Qtr	Time	Scoring Play	Yds
01	09:24	UTA - Ben Stallings 3 yd run (Kyle Brostrom kick failed), 6-43 3:02	0-6
02	02:15	GEORGIA - Brandon White 16 pass from MINEZ Brandon (MINEZ Carlos kick), 8-60 0:22	7-6
03	13:57	UTA - Tysson Poots 4 yd pass from Tommy Grady (Kyle Brostrom kick), 5-12 2:44	7-13
03	17:33	GEORGIA - MARTINEZ, Carlo 28 yd field goal, 9-32 3:38	10-13
03	19:39	UTA - Jeremy Kelly 27 yd pass from Tommy Grady (Kyle Brostrom kick), 2-12 0:16	10-20
04	00:25	UTA - Ed Valencia 29 yd pass from Tommy Grady (Kyle Brostrom kick), 8-45 2:31	10-27
04	13:58	UTA - Tysson Poots 42 yd pass from Tommy Grady (Kyle Brostrom kick), 3-61 0:39	10-34
04	16:38	GEORGIA - MINEZ, Brandon 1 yd pass from MINEZ, Brandon (MINEZ, Carlo kick), 8-4 0:11	10-34
05	12:52	GEORGIA - SHIPP, Larry 3 yd run (MARTINEZ, Carlo kick), 4-13 2:37	24-34
05	14:34	UTA - Tysson Poots 1 yd pass from Tommy Grady (Kyle Brostrom kick), 5-36 2:36	24-43
05	15:55	GEORGIA - CRIST, Jeremy 1 yd run (MARTINEZ, Carlo kick), 8-44 4:49	31-41
05	19:32	UTA - Aaron Lesue 7 yd pass from Tommy Grady (Kyle Brostrom kick), 3-30 1:50	31-48
04	07:17	UTA - Aaron Lesue 34 yd pass from Tommy Grady (Kyle Brostrom kick failed), 1-0 1:21	31-54
05	00:26	GEORGIA - SHIPP, Larry 7 yd pass from MINEZ, Brandon (MINEZ, Carlo kick), 3-0 0:26	38-54
06	14:14	UTA - Jeremy Kelly 17 yd pass from Tommy Grady (Kyle Brostrom kick), 2:20 0:16	38-61

OVERVIEW

The Utah Blaze took the field on Saturday night for the franchise's 100th game and put forth an effort that will forever be embedded in team history. With a decisive 61-38 victory over the Georgia Force, the Blaze advanced to 10-5 on the year and set a franchise record for the most wins in a season.

At the same time, the 9,444 fans filling the seats at EnergySolutions Arena witnessed the pinnacle of the greatest individual single-season performance of any Arena Football League quarterback.

With just 14 seconds remaining in the game, Utah Blaze QB Tommy Grady hunkered down under center for his final snap of the night. The six-foot-seven signal caller received the ball and dropped back before firing a 14-yard touchdown pass to WR Jeremy Kelly. With his last throw, Grady secured his status as the League's most prolific passer by setting a new AFL record with his 118th touchdown pass of the season.

Utah and Georgia battled early in the game before Force K Carlos Martinez booted a 28-yard field goal in the second quarter to decrease the Blaze lead, 13-10. From that point, Utah rattled off three straight scores to seize a 34-10 advantage early in the third. The Force narrowed the deficit to 10 later in the quarter, but the Blaze took control in the fourth, outscoring Georgia 21-7 in the final frame.

WR Aaron Lesue connected with Grady on two scoring completions to tie Siaha Burley's single-season Blaze record with 49 touchdown receptions. WR Tysson Poots accounted for three touchdowns and 95 yards, while Kelly hauled in two scores of his own. Even massive OL Ed Ta'amu got in on the action, as he rumbled down the field in the second quarter for a 19-yard touchdown reception. Grady finished the night throwing for 306 yards and eight touchdowns on 25-of-28 passing for a completion percentage of 89.3 – also a Blaze record.

On the other side of the ball, DL Mike Lewis delivered 2.0 sacks to set a new franchise record with 12.0 on the season. DL Caesar Rayford notched a five-yard sack of his own to go along with 2.5 tackles. DB Will Mulder and JLB Antwan Marsh paced all defenders, as each recorded 9.5 tackles on the night.

GAME 16

Utah Blaze (11-5) vs. Arizona Rattlers (12-4)
Date: Jul 06, 2012 • Site: Phoenix, AZ
Attendance: 8381

Score by Quarters	1	2	3	4	Total
Utah Blaze	13	28	14	7	62
Arizona Rattlers	14	14	7	14	49

Qtr	Time	Scoring Play	Yds
01	12:22	ARZ - ARMS/IRON, Odie 3 yd run (GOULD, Chris kick), 5-47 2:38	0-7
02	00:25	UTA - Tysson Poots 7 yd pass from Tommy Grady (Kyle Brostrom kick), 8-45 4:47	6-14
03	13:22	ARZ - ARMS/IRON, Odie 1 yd run (GOULD, Chris kick), 4-47 2:41	6-14
02	04:48	UTA - Andrew Marsh 9 yd kickoff return (Kyle Brostrom kick)	13-14
01	13:22	UTA - Andrew Marsh 9 yd pass from Tommy Grady (Kyle Brostrom kick), 4-18 2:34	20-14
12	04:48	ARZ - ROBERTS, Ben 66 yard punt (ARZ - ROBERTS, Ben kick)	20-14
02	04:42	UTA - Jeremy Kelly 34 yd pass from Tommy Grady (Kyle Brostrom kick), 8-45 5:30	27-21
02	04:48	ARZ - ROBERTS, Ben 66 yard punt (ARZ - ROBERTS, Ben kick)	27-21
00	19:48	ARZ - BOOKER, John 1 yd pass from DAVILA, Nick (GOULD, Chris kick), 2-30 1:23	34-28
02	00:26	UTA - Tysson Poots 3 yd pass from Tommy Grady (Kyle Brostrom kick), 3-0 0:13	41-28
01	10:55	UTA - Tysson Poots 3 yd pass from Tommy Grady (Kyle Brostrom kick), 7-38 4:55	48-28
02	00:26	ARZ - REED, Kerry 4 yd pass from DAVILA, Nick (GOULD, Chris kick), 7-45 3:58	48-38
03	10:55	UTA - Jeremy Kelly 1 yd pass from Tommy Grady (Kyle Brostrom kick), 2-13 1:11	55-38
01	10:50	ARZ - BOOKER, John 6 yd pass from DAVILA, Nick (GOULD, Chris kick), 8-43 4:38	55-43
12	10:55	UTA - Tysson Poots 4 yd pass from Tommy Grady (Kyle Brostrom kick), 1-4 0:29	62-43
02	19:48	ARZ - DAVILA, Nick 3 yd run (GRUBETTA, Jason pass failed), 3-27 1:57	62-49

OVERVIEW

For the second time this season, the Utah Blaze knocked off a team ranked atop the Arena Football League's Coaches Poll by defeating the Arizona Rattlers on the road at US Airways Arena. The 62-49 victory extended Utah's current streak to a franchise-record five straight wins.

In a much-hyped matchup between two prolific quarterbacks, it was the defense that stole the show as the Blaze held the AFL's third-ranked scoring offense to just 49 points. Rattlers QB Nick Davila entered the game as the League's second-most efficient passer, but completed just 54.3 percent of his attempts while Utah came up with two interceptions.

The two teams exchanged scores to start the game before FB Odie Armstrong rushed into the end zone from a yard out to give Arizona a 14-6 lead.

On the following kickoff, Arizona executed an onside attempt, but JLB Antwan Marsh snatched the ball out of the air and sprinted nine yards to the end zone for a momentum-changing score. Two plays later, DB David Hyland dove in front of an Arizona receiver to pick off the pass by Davila.

Utah quickly converted the turnover into points, as WR Tysson Poots connected with QB Tommy Grady on a six-yard touchdown toss. The Rattlers responded with a 45-yard score to OL Sir Vincent Rogers, but the Blaze quickly regained a 27-21 lead as Grady lofted a 34-yard touchdown to WR Jeremy Kelly on a fourth down attempt. Davila forced a short pass on the first play of the ensuing possession, and DB William Mulder outmuscled the receiver to secure another interception.

Grady then found his favorite target of the season, WR Aaron Lesue, for a 17-yard hookup that gave the Blaze a 34-21 lead. OL John Booker caught a one-yard touchdown pass for the Rattlers with 39 seconds to go in the half, but another failed onside kick by Arizona gave Utah great field position. Poots hauled in a six-yard score with 26 seconds on the clock to give the Blaze a 41-28 lead at halftime.

The Blaze maintained a two-score lead throughout the second half as Utah and Arizona exchanged scores. For a moment, it looks as if the Rattlers had a chance to inch closer to the lead after Utah turned the ball over on downs with 6:24 remaining in the fourth quarter. Arizona drove the ball to the one-yard line, but a stout Blaze defense refused to let the Rattlers find the end zone. Utah forced Arizona to turn the ball over on downs and eventually ran out the clock to secure the victory.

The evening was monumental for WR Aaron Lesue, who finished with five receptions for 51 yards and caught his 50th touchdown of the year to set a new Utah Blaze single-season record. QB Tommy Grady extended his AFL season record to 125 touchdown passes, as he completed 20-of-33 passes for 184 yards and seven scores. WR Tysson Poots led all receivers with nine catches for 63 yards and four touchdowns, while WR Jeremy Kelly snatched three balls for 47 yards and two scores of his own.



GAME 17

Cleveland Gladiators (7-10) vs. Utah Blaze (12-5)

Date: Jul 13, 2012 • Site: Salt Lake City, UT

Attendance: 13083

Score by Quarters	1	2	3	4	Total
Cleveland Gladiators	14	7	21	21	63
Utah Blaze	14	27	14	28	83

Qtr	Time	Scoring Play	Yds
01	11:24	UTA - Tyson Poots 16 yd pass from Tommy Grady (Kyle Brotzman kick), 1-10 1:54	0 - 7
01	08:40	CLE - FRANKLIN Carter 27 yd pass from BASSINGER, Mike (BRALLACE, Nick kick), 3-50 5:51	7 - 7
01	05:00	UTA - Tyson Poots 10 yd pass from Tommy Grady (Kyle Brotzman kick), 1-10 1:58	7 - 14
02	08:38	CLE - BASSINGER, Mike 55 yd run (BRALLACE, Nick kick), 4-48 1:37	14 - 14
02	13:32	UTA - Aaron Lesue 4 yd pass from Tommy Grady (Kyle Brotzman kick), 6-25 4:41	14 - 21
02	11:53	UTA - Jeremy Redkey 1 yd pass from Tommy Grady (Kyle Brotzman kick), 1-0 1:17	14 - 28
03	10:21	UTA - Tyson Poots 9 yd pass from Tommy Grady (Kyle Brotzman kick), 1-9 0:24	14 - 35
03	08:06	CLE - WOODWARD Dan 7 yd run (BRALLACE, Nick kick), 2-40 2:36	21 - 35
03	00:00	UTA - Avery Kaley 1 yd pass from Tommy Grady (Kyle Brotzman kick), 6-34 1:07	21 - 41
04	14:28	CLE - FRANKLIN Carter 10 yd pass from BASSINGER, Mike (BRALLACE, Nick kick)	28 - 41
04	13:11	UTA - Aaron Lesue 19 yd pass from Tommy Grady (Kyle Brotzman kick), 6-24 1:37	28 - 48
04	08:51	CLE - WOODWARD Dan 7 yd pass from BASSINGER, Mike (BRALLACE, Nick kick), 3-50 5:10	35 - 48
04	07:17	UTA - Aaron Lesue 10 yd pass from Tommy Grady (Kyle Brotzman kick), 1-10 2:23	35 - 55
04	05:02	CLE - WOODWARD Dan 17 yd interception return (BRALLACE, Nick kick)	42 - 55
04	13:45	CLE - BASSINGER, Mike 7 yd run (BRALLACE, Nick kick), 7-29 3:16	49 - 55
04	11:00	UTA - Aaron Lesue 26 yd pass from Tommy Grady (Kyle Brotzman kick), 3-50 5:52	49 - 62
04	08:29	CLE - BROTHERMAN 10 yd pass from BASSINGER, Mike (BRALLACE, Nick kick), 3-20 2:36	56 - 62
04	03:37	UTA - Tyson Poots 1 yd pass from Tommy Grady (Kyle Brotzman kick), 1-1 0:20	56 - 75
04	01:53	UTA - Aaron Lesue 19 yd pass from Tommy Grady (Kyle Brotzman kick), 1-19 0:30	56 - 83
04	00:08	CLE - FRANKLIN Carter 27 yd pass from BASSINGER, Mike (BRALLACE, Nick kick), 1-40 5:10	63 - 83

OVERVIEW

In its first nationally televised game of the season, the Utah Blaze put on a spectacular performance under the bright lights of EnergySolutions Arena. With 13,083 fans in attendance – the franchise's largest turnout since 2008 – the Blaze seized control of the West Division by overwhelming the Cleveland Gladiators, 83-63.

QB Tommy Grady continued to dazzle the audience by tying an Arena Football League record with 12 touchdown passes, as he gained 291 yards through the air on 25-of-34 passing (73.5%). The prolific passer spread the wealth, finding four different receivers for multiple scores. Grady has now thrown for an unprecedented 137 touchdowns on the season, shattering the previous record of 117 with one game remaining on the schedule.

Although the game's score may indicate otherwise, Utah played tough defense throughout the night. The Blaze forced four turnovers in the game, as the unit shut down Cleveland three times on fourth down attempts and came up with an interception in the final minutes.

DL Keenan Mace put his power on display, racking up 2.0 sacks for 14 yards in losses. MLB Joe Mortensen and DL Mike Lewis combined on one sack and another tackle for loss. DB AJ Phillips came up Utah's only interception, as he and David Hyland paced all defenders with 6.5 total tackles.

Not to be outdone, Utah's special teams unit put forth a momentum-changing performance. K Kyle Brotzman managed to boot three powerful kicks off the nets that were recovered by the Blaze kickoff coverage team. Utah took advantage, converting all three net recoveries into scores.

WR Tyson Poots led the receiving corps with 11 receptions for 110 yards and five touchdowns. WR Aaron Lesue brought his franchise record up to 53 touchdown catches on the season, as he totaled seven receptions for 109 yards and three scores. WR Alvan Robinson and WR Jeremy Kelley each hauled in two touchdowns of their own.

While Utah handled its business, the Blaze received a little help from the San Antonio Talons. San Antonio (14-3) defeated the Arizona Rattlers (12-5) on Friday night, allowing Utah to advance into to first place in the West Division.

GAME 18

Utah Blaze (12-6) vs. Philadelphia Soul (15-3)

Date: Jul 22, 2012 • Site: Philadelphia, PA

Attendance: 12765

Score by Quarters	1	2	3	4	Total
Utah Blaze	20	0	7	7	34
Philadelphia Soul	14	13	14	28	69

Qtr	Time	Scoring Play	Yds
01	11:43	UTA - LESUE, Aaron 10 yd pass from GRADY, Tommy (BROTZMAN, Kyle kick), 5-38 3:18	7 - 0
01	10:28	PHI - MORGAN, Donovan 20 yd pass from RAUDABAUGH, Dan (PHILLIP, Remy kick), 1-50 0:31	7 - 7
01	09:19	UTA - POOTS, Tyson 13 yd pass from GRADY, Tommy (BROTZMAN, Kyle kick), 5-40 1:58	13 - 7
01	04:15	PHI - BOSS, Derrick 1 yd run (PHILLIP, Remy kick), 2-43 1:10	13 - 14
01	00:58	UTA - LESUE, Aaron 12 yd pass from GRADY, Tommy (BROTZMAN, Kyle kick), 5-47 2:37	20 - 14
02	15:34	PHI - BRADON, Lary 9 yd pass from RAUDABAUGH, Dan (PHILLIP, Remy kick), 3-47 2:24	20 - 21
02	14:03	PHI - BRADON, Lary 2 yd pass from RAUDABAUGH, Dan (PHILLIP, Remy kick), 4-21 2:19	20 - 27
02	12:56	PHI - MORGAN, Donovan 4 yd pass from RAUDABAUGH, Dan (PHILLIP, Remy kick), 4-4 2:34	20 - 34
02	07:22	PHI - BOSS, Derrick 1 yd run (PHILLIP, Remy kick), 5-34 3:03	20 - 41
02	01:25	UTA - LESUE, Aaron 8 yd pass from GRADY, Tommy (BROTZMAN, Kyle kick), 8-47 5:00	27 - 41
03	14:31	PHI - BRADON, Lary 8 yd pass from RAUDABAUGH, Dan (PHILLIP, Remy kick), 3-17 2:38	27 - 48
03	12:56	PHI - BROWN, Heath 0 yd punt recovery (PHILLIP, Remy kick)	27 - 55
03	10:46	UTA - POOTS, Tyson 17 yd pass from GRADY, Tommy (BROTZMAN, Kyle kick), 4-21 2:12	34 - 55
03	09:30	PHI - BRADON, Lary 10 yd pass from BRADON, Lary (PHILLIP, Remy kick), 2-14 2:34	34 - 62
04	18:38	PHI - HUCKLEY, Jeff 1 yd pass from BRON, Mike (PHILLIP, Remy kick), 4-45 2:27	34 - 69

OVERVIEW

The Utah Blaze suffered a hiccup in its journey towards the postseason, failing to the Philadelphia Soul in its regular season finale, 69-34. The loss drops the Blaze into the fourth seed in the National Conference, meaning Utah will travel to take on the San Antonio Talons this Friday, July 27th in the first round of the Arena Football League playoffs. The nationally-televised contest will be shown live on the NFL Network's broadcast of NET10 Arena Football Friday, beginning at 6:00 p.m. MT.

The 12,765 fans at the Wells Fargo Center witnessed yet another milestone in QB Tommy Grady's record-breaking season, as the six-foot-seven field general set new all-time single-season marks for passing yards (5,870) and attempts (743). Undoubtedly a favorite for National Guard MVP of the Year honors, Grady finished the night completing 24-of-42 pass attempts for 291 yards with five touchdowns and one interception before being relieved by QB Carson Coffman in the fourth quarter.

Utah and Philadelphia opened the game trading scores into the second quarter, but a missed PAT by the Blaze gave the Soul a 21-20 advantage with 12:54 remaining in the half. Grady and the offense then drove the football near midfield before a fourth-down sack ended the drive without a score. Soul QB Dan Raudabaugh then found WR Larry Brackins for a two-yard touchdown completion to take a 27-20 lead at halftime.

The Blaze opened the third quarter with an onside kick attempt, but Philadelphia recovered and converted the short field into a touchdown off a four-yard pass from Raudabaugh to WR Donovan Morgan. Two plays later, Grady connected with WR Alvan Robinson on a nine-yard completion, but DB Kent Richardson delivered a big shot that jarred the ball loose. The Soul recovered the fumble and FB Derrick Ross rushed into the end zone from a yard out to give Philadelphia a 41-20 lead with just over 10 minutes remaining in the third period. Utah was unable to cut the deficit from that point on.

WR Aaron Lesue added three more touchdowns to his resume, as he finished with six catches for 85 yards. His regular season total of 56 touchdown receptions is the third-highest in Arena Football League history. WR Tyson Poots led all receivers with 10 catches for 95 yards and two scores. DB David Hyland paced the defensive with 7.0 total tackles, including 2.0 stops for losses totaling five yards.

PLAYOFFS | FIRST ROUND

Utah Blaze (12-6) vs. San Antonio Talons (14-4)
Date: Jul 27, 2012 • Site: San Antonio, TX
Attendance: 9391

Score by Quarters	1	2	3	4	Total
Utah Blaze	7	14	14	0	35
San Antonio Talons	20	0	7	7	34

Qtr	Time	Scoring Play	Yds
1	07:13	SAT - WILSON 11 yd pass from GARCIA (DEMOS kick failed)	4-33 2-36
1	08:00	UTB - TYSSON POOTS 2 yd pass from GRADY (DEMOUS kick failed)	2-20 0
1	09:45	SAT - LEE 43 yd pass from GARCIA (DEMOS kick)	1-43 1-14
1	10:03	SAT - WILSON 23 yd pass from GARCIA (DEMOS kick)	6-33 0-36
1	10:52	UTB - TYSSON POOTS 2 yd pass from GRADY (KYLE BROZMAN kick)	6-44 4-51
1	11:20	UTB - TYSSON POOTS 10 yd pass from TOMMY GRADY (KYLE BROZMAN kick)	3-20 0
1	11:48	UTB - AARON LESUE 9 yd pass from TOMMY GRADY (KYLE BROZMAN kick)	7-47 4-44
1	12:00	UTB - AARON LESUE 10 yd pass from TOMMY GRADY (KYLE BROZMAN kick)	3-20 0
2	02:02	SAT - WILSON 28 yd pass from GARCIA (DEMOS kick)	3-38 2-24
2	13:45	SAT - WILSON 6 yd pass from GARCIA (DEMOS kick)	2-18 1-12

OVERVIEW

Utah fans will forever remember the Alamodome as the site in which the Blaze held their ground to earn a victory over the top-seeded San Antonio Talons. In front of a hostile crowd of over 9,000, the Blaze secured the first playoff win in franchise history to advance to the Arena Football League's National Conference Championship.

Typically known for its high-powered offense, Utah received a game-changing boost from its troops on the other side of the ball. San Antonio quickly built a 20-7 lead in the first quarter before the Blaze defense dug its feet into the turf and stonewalled veteran AFL QB Aaron Garcia and the Talons offense.

The Blaze struck first in the second quarter, as QB Tommy Grady rocketed a two-yard touchdown pass to WR Tysson Poots, cutting the lead to six points. On the ensuing possession, San Antonio drove to Utah's 20-yard line before Utah tightened down. Faced with a fourth down, Garcia attempted to loft a pass to WR Derek Lee, but DB David Hyland blanketed the receiver and forced an incompleton.

Utah then converted the turnover into points off a 10-yard scoring toss from Grady to WR Aaron Lesue to take its first lead of the game. The Talons looked poised to score again before the end of the second quarter, but it was DB Will Mulder who answered the call as he intercepted Garcia to preserve a 21-20 lead at the midway point.

The Blaze received the ball at the start of the third quarter and increased its lead off a nine-yard touchdown pass from Grady to a diving Aaron Lesue. Another strong effort by Utah's defense left San Antonio faced with yet another fourth-down play on its next possession. Needing to pick up just one yard for a fresh set of downs, the Talons opted to toss the ball to FB Chad Cook, who was promptly dropped for no gain by a swarming host of Blaze defenders.

Grady made quick work of the turnover on downs, needing just three plays to score. On third down, the six-foot-seven signal caller lofted a 33-yard touchdown pass to Poots, who made the over-the-shoulder grab to give Utah a 35-20 advantage with 4:26 remaining in the third.

As the final half of the game progressed, San Antonio responded with two unanswered scores to cut the lead to a single point. The Talons then regained possession in the fourth quarter with 7:31 left on the clock and Garcia drove his team down the field before being faced with a fourth-and-goal.

San Antonio needed just three yards to take the lead in the waning moments of the contest. Utah needed to make a final stop to ensure victory. On the night of his 26th birthday, it was Mac linebacker Joe Mortensen who became the game's deciding factor.

On the snap of the football, Mortensen unleashed a furious blitz and exploded through the gap as if he had been shot out of a cannon. The linebacker flew through the protection untouched and dropped Garcia for a five-yard sack, leaving the Talons offensive linemen baffled. Utah took over on downs, and ran out the clock to secure the 35-34 win.

CONFERENCE CHAMPIONSHIP

Utah Blaze (13-7) vs. Arizona Rattlers (15-5)
Date: Aug 04, 2012 • Site: Phoenix, AZ
Attendance: 9644

Score by Quarters	1	2	3	4	Total
Utah Blaze	7	35	14	13	69
Arizona Rattlers	17	16	21	21	75

Qtr	Time	Scoring Play	Yds
1	14:13	ARZ - ARMS/TROTTER, 60 yd run (GOLLO, Chris kick)	1-45 0-50
1	15:02	UTB - BROOKER, 45 yd pass from TOMMY GRADY (KYLE BROZMAN kick)	6-36 0
1	17:46	UTB - TYSSON POOTS 11 yd pass from TOMMY GRADY (KYLE BROZMAN kick)	4-23 0
1	20:08	ARZ - GOLLO, Chris 23 yd field goal	30-36 0-37
1	21:52	UTB - AARON LESUE 10 yd pass from TOMMY GRADY (KYLE BROZMAN kick)	4-48 2-28
1	22:00	ARZ - WILSON 22 yd pass from GARCIA (DEMOS kick)	1-22 0-14
1	12:47	ARZ - DANKE, CUP safety	14-25
1	13:17	UTB - TYSSON POOTS 10 yd pass from TOMMY GRADY (KYLE BROZMAN kick)	3-20 0
1	17:12	ARZ - WILSON 28 yd pass from GARCIA (DEMOS kick)	3-38 2-24
1	17:52	UTB - TYSSON POOTS 10 yd pass from TOMMY GRADY (KYLE BROZMAN kick)	2-20 0
1	18:13	UTB - TYSSON POOTS 10 yd pass from TOMMY GRADY (KYLE BROZMAN kick)	2-47 1-19
1	20:22	UTB - AARON LESUE 7 yd pass from TOMMY GRADY (KYLE BROZMAN kick)	3-48 0-33
1	13:30	ARZ - WILSON 10 yd pass from GARCIA (DEMOS kick)	1-10 0-20
1	13:44	UTB - TYSSON POOTS 10 yd pass from TOMMY GRADY (KYLE BROZMAN kick)	2-48 0
1	13:54	ARZ - WILSON 10 yd pass from GARCIA (DEMOS kick)	3-30 0
1	10:25	ARZ - PURIFY 20 yd pass from GARCIA (DEMOS kick)	2-44 1-30
1	10:52	UTB - TYSSON POOTS 10 yd pass from TOMMY GRADY (KYLE BROZMAN kick)	2-20 0
1	02:48	ARZ - PURIFY 10 yd pass from GARCIA (DEMOS kick)	3-47 1-16
1	14:28	UTB - AARON LESUE 10 yd pass from TOMMY GRADY (KYLE BROZMAN kick)	3-48 2-28
1	09:15	ARZ - PURIFY 20 yd pass from GARCIA (DEMOS kick)	2-44 1-30
1	01:07	UTB - TYSSON POOTS 10 yd pass from TOMMY GRADY (KYLE BROZMAN kick)	10-17 0
1	00:15	ARZ - PURIFY 20 yd pass from GARCIA (DEMOS kick)	1-20 0-10
1	00:08	ARZ - PURIFY 20 yd pass from GARCIA (DEMOS kick)	1-20 0-10

OVERVIEW

The Utah Blaze fell to the Arizona Rattlers, 75-69, in the final moments of the National Conference Championship in front of 9,644 at the US Airways Arena in Phoenix. Although the loss marks the conclusion of the 2012 season, the team is left with high hopes for 2013 after completing the greatest year in franchise history.

Utah held a 69-60 lead with just over a minute remaining in the contest, as QB Tommy Grady fired a three-yard touchdown to WR Aaron Lesue. But Arizona responded quickly, as QB Nick Davila tossed a 30-yard score to WR Maurice Purify on the next play from scrimmage to cut the lead to two points with 55 ticks left on the clock.

The Blaze received the ball at the seven yard line after recovering an inside attempt on the ensuing kickoff. Grady dropped back to pass on four consecutive plays, but was unable to find the end zone and was intercepted by LB Kevin McCullough on fourth-and-goal. Six plays later, Davila found Purify for the game-winning eight-yard touchdown.

QB Tommy Grady became the first player in AFL history to throw 10 touchdowns in a postseason game while also setting a playoff record for attempts. The Blaze signal caller completed 37-of-63 throws for 441 yards – second in AFL postseason history – with 10 touchdowns and three interceptions.

WR Tysson Poots set a postseason record for receptions, as he hauled 19 passes for 182 yards and four touchdowns. WR Aaron Lesue posted 12 receptions for 213 yards – third-most in playoff history – with five scores. OL Ed Ta'amu also got in the action, catching a three-yard touchdown pass.

Utah comes away from the 2012 season having raised the bar for the entire organization. The team posted the first winning record in franchise history with an all-time-best 13 victories on the season. The Blaze also won their first playoff game and advanced to the National Conference Championship for the first time in team history. At the same time, Utah's players rewrote franchise record books while QB Tommy Grady shattered nearly every single-season passing mark. Needless to say, the franchise has a lot to look forward to in 2013.



2012 STATISTICS

WWW.UTBLAZE.COM

@UTBLAZE

Team Statistics	UTA	OPP
SCORING	1128	1051
Points Per Game	62.7	58.4
FIRST DOWNS	418	376
Rushing	34	48
Passing	332	263
Penalty	52	65
RUSHING YARDAGE	202	372
Yards gained rushing	227	392
Yards lost rushing	25	20
Rushing Attempts	95	128
Average Per Rush	2.1	2.9
Average Per Game	11.2	20.7
TDs Rushing	16	31
PASSING YARDAGE	5765	5012
Comp-Att-Int	510-753-22	386-615-17
Average Per Pass	7.7	8.1
Average Per Catch	11.3	13.0
Average Per Game	320.3	278.4
TDs Passing	142	111
TOTAL OFFENSE	5967	5384
Total Plays	871	776
Average Per Play	6.9	6.9
Average Per Game	331.5	299.1
KICK RETURNS: #-Yards	106-1922	103-1690
FG RETURNS: #-Yards	6-50	1-11
INT RETURNS: #-Yards	17-88	22-292
KICK RETURN AVERAGE	18.1	16.4
FG RETURN AVERAGE	8.3	11.0
INT RETURN AVERAGE	5.2	13.3
FUMBLES-LOST	21-16	28-17
PENALTIES-Yards	194-1209	141-812
Average Per Game	67.2	45.1
KICKOFFS-Yards	157-8524	143-7875
Average Per Kick	54.3	55.1
Net kick average	53.0	40.5
TIME OF POSSESSION/Game	-29:-19	28:38
3RD-DOWN Conversions	63/123	40/104
3rd-Down Pct	51%	38%
4TH-DOWN Conversions	32/48	26/45
4th-Down Pct	67%	58%
SACKS BY-Yards	33-171	23-134
MISC YARDS	22	-47
TOUCHDOWNS SCORED	165	151
FIELD GOALS-ATTEMPTS	0-2	4-14
ON-SIDE KICKS	6-25	4-29
RED-ZONE SCORES	(85-98) 87%	(77-88) 88%
RED-ZONE TOUCHDOWNS	(85-98) 87%	(76-88) 86%
4-point drop-kick FGs	0-0	0-0
PAT-ATTEMPTS	(124-153) 81%	(125-146) 86%
2-point drop-kick PATs	0-0	0-0
ATTENDANCE	79566	75538
Games/Avg Per Game	9/8841	9/8393
Neutral Site Games		0/0

Rushing	gp-gs	att	gain	loss	net	avg	td	lg	avg/g
Ben Stallings	13-13	43	133	4	129	3.0	7	10	9.9
Tommy Grady	18-18	38	77	15	62	1.6	7	24	3.4
Michael Ward	6-4	3	6	0	6	2.0	1	3	1.0
Chris Bocage	8-1	2	3	0	3	1.5	0	3	0.4
Ernie Pierce	6-6	2	3	0	3	1.5	1	3	0.5
Joe Mortensen	14-13	3	3	1	2	0.7	0	2	0.1
Carson Coffman	14-0	1	1	0	1	1.0	0	1	0.1
Aaron Lesue	18-18	2	1	1	0	0.0	0	1	0.0
Maurice Bryant	2-0	1	0	4	-4	-4.0	0	0	-2.0
Total	18	95	227	25	202	2.1	16	24	11.2
Opponents	18	128	392	20	372	2.9	31	42	20.7

Passing	gp-gs	rating	comp-att-int	pct	yds	td	lg	avg/g
Tommy Grady	18-18	119.67	507-743-21	68.2	5870	142	45	326.1
Carson Coffman	14-0	0.00	3-10-1	30.0	29	0	16	2.1
TEAM	17-0	39.58	0-0-0	0.0	-134	0	0	-7.9
Total	18	117.83	510-753-22	67.7	5765	142	45	320.3
Opponents	18	116.41	386-615-17	62.8	5012	111	48	278.4

Receiving	gp-gs	no.	yds	avg	td	lg	avg/g
Aaron Lesue	18-18	155	1810	11.7	56	42	100.6
Tyson Poots	11-10	108	1167	10.8	30	42	106.1
Alvance Robinson	10-8	74	1015	13.7	15	37	101.5
Shaun Kauleinamoku	9-8	73	898	12.3	16	43	99.8
Ernie Pierce	6-6	45	429	9.5	9	45	71.5
Jeremy Kelley	8-2	19	231	12.2	7	34	28.9
Chris Bocage	8-1	19	203	10.7	4	33	25.4
Maurice Bryant	2-0	8	84	10.5	3	23	42.0
Ben Stallings	13-13	3	18	6.0	0	10	1.4
Ed Ta'amu	8-8	2	24	12.0	1	19	3.0
Chad Rusinkovich	1-1	2	14	7.0	0	8	14.0
Alex Michael	9-2	1	3	3.0	1	3	0.3
Dan DeMaster	7-6	1	3	3.0	0	3	0.4
Total	18	510	5899	11.6	142	45	327.7
Opponents	18	386	5183	13.4	111	48	287.9

Kickoffs	no.	yds	avg	tb	ob
Kyle Brotzman	157	8524	54.3	39	11
Total	157	8524	54.3	39	11
Opponents	143	7875	55.1	31	8

Field Goals	fg	pct.	01-19	20-29	30-39	40-49	50-59	lg	blk
Kyle Brotzman	0-2	0.0	0-0	0-0	0-2	0-0	0-0	0	0

FG Returns	no.	yds	avg	td	lg
Chris Bocage	3	29	9.7	0	18
Shaun Kauleinamoku	1	18	18.0	0	18
David Hyland	1	3	3.0	0	3
Carlton Brown	1	0	0.0	0	0
Total	6	50	8.3	0	18
Opponents	1	11	11.0	0	11

Interceptions	no.	yds	avg	td	lg
Carlton Brown	5	41	8.2	0	15
William Mulder	3	0	0.0	0	0
Alfred Phillips	2	14	7.0	0	14
Josh Jones	2	5	2.5	0	5
David Hyland	2	0	0.0	0	0
Michael Lewis	1	0	0.0	0	0
Antwan Marsh	1	28	28.0	0	28
Sha'reff Rashad	1	0	0.0	0	0
Total	17	88	5.2	0	28
Opponents	22	292	13.3	4	54

Kick Returns	no.	yds	avg	td	lg
Chris Bocage	44	886	20.1	0	41
Alvance Robinson	25	478	19.1	1	56
Shaun Kauleinamoku	23	424	18.4	0	45
Aaron Lesue	6	33	5.5	0	14
Carlton Brown	3	48	16.0	0	19
Antwan Marsh	2	21	10.5	1	12
Ernie Pierce	2	32	16.0	1	17
TEAM	1	0	0.0	0	0
Total	106	1922	18.1	3	56
Opponents	103	1690	16.4	1	56

Fumble Returns	no.	yds	avg	td	lg
Antwan Marsh	2	5	2.5	1	0
Joe Mortensen	1	2	2.0	0	0
Tyson Poots	1	8	8.0	1	0
Keenan Mace	1	4	4.0	0	4
David Hyland	1	5	5.0	1	0
Dain Taylor	0	0	0.0	1	0
Total	6	24	4.0	4	4
Opponents	5	14	2.8	4	7

#	Defensive Leaders	gp-gs	Tackles				Sacks no-yds	Pass defense			Fumbles		blkd	
			ua	a	tot	tfl/yds		int-yds	brup	qbh	rcv-yds	ff	kick	saf
9	David Hyland	13-13	68	26	81.0	3.0-6		2-0	10		1-5			
7	William Mulder	11-11	50	12	56.0	2.0-4		3-0	8					
4	Alfred Phillips	14-13	40	20	50.0	0.5-1		2-14	8					
11	Antwan Marsh	10-10	35	17	43.5			1-28	4		3-5			
1	Carlton Brown	11-11	33	10	38.0	2.0-10		5-41	8			1		
53	Michael Lewis	18-18	22	16	30.0	13.0-53	12.5-51	1-0	1	2	2-0	1	1	
5	Josh Jones	5-4	24	8	28.0			2-5	5					
42	Joe Mortensen	14-13	14	19	23.5	4.0-12	2.5-10		1		1-2		1	
85	Caesar Rayford	18-18	17	8	21.0	7.0-36	7.5-34		3	2		1	1	
57	Keenan Mace	11-11	14	7	17.5	8.0-62	7.0-43				1-4	1		
19	Tysson Poots	11-10	6	8	10.0						2-8			
22	Aaron Lesue	18-18	8	4	10.0							1		
48	Lionel Bibbins	7-2	8	2	9.0									
90	TJ Raymond	7-6	5	5	7.5	0.5-2			1					
0	Kyle Brotzman	18-0	6	3	7.5									
9A	Dwayne Patterson	4-4	5	3	6.5									
54	Dain Taylor	4-4	4	5	6.5	1.5-12	1.5-12				1-0	1	1	
39	Roosevelt Falls	2-2	3	7	6.5				1					
2	Jeremy Kelley	8-2	5	2	6.0						1-0			
35	Jacob Hardwick	8-1	5	2	6.0	1.5-7	1.0-6						1	
98	LaBrose Hedgemon	1-1	5	1	5.5									
20	Chris Bocage	8-1	4	2	5.0									
15	Alvance Robinson	10-8	4	1	4.5						1-0			
17	Ernie Pierce	6-6	3	3	4.5									
43	Ben Stallings	13-13	3		3.0									
9F	Lonnell DeWalt	1-1	2	2	3.0									
6	Maurice Bryant	2-0	2		2.0									
21	Shaun Kauleinamoku	9-8	1	1	1.5									
9E	Sha'reff Rashad	1-1	1	1	1.5			1-0						
23	Donovan Edwards	5-4	1		1.0									
69	Antonio Narcisse	18-18	1		1.0									
TM	TEAM	17-0	1		1.0	1.0-15	1.0-15					1	1	
12	Carson Coffman	14-0	1		1.0									
10	Tommy Grady	18-18	1		1.0									
73	Darryl Hicks	13-13	1		1.0									
9G	Michael Ward	6-4	1		1.0									
24	Alex Magee	1-0		1	0.5									
Total		18	404	196	502.0	44-220	33-171	17-88	50	4	13-24	7	3	3
Opponents		18	472	172	558.0	32-147	23-134	22-292	60	2	15-14	13	1	

***FRANCHISE
INFORMATION***





ENERGYSOLUTIONS ARENA

WWW.UTBLAZE.COM

@UTBLAZE



ENERGYSOLUTIONS ARENA



LOCATION

301 West South Temple
Salt Lake City, UT 84101

CONTACT INFO

801.325.2000

GUEST SERVICES/ CROWD MANAGEMENT

801.325.2130

TICKETING

888.992.5293

SECURITY/PARKING

801.325.2033

SUITE SERVICES

801.325.2551

FACTS

The EnergySolutions Arena is the largest and most high tech arena within a five-state radius. The EnergySolutions Arena provides seating for more than 16,500 people when configured for Arena Football.





ADDEE



ALEXIA



ALISHA



ALLIE

2013 UTAH BLAZE DANCERS



AMI



ASHLEY



CAROLINA



HILLARY



KALEIGH



KAYLIE



KELSEA



KENEDEI



KENZIE



MACK



SHELBY



TEINEI



STAY ACTIVE, STAY STRONG PROGRAM

In an effort to teach the community's youth the importance of living a healthy and active lifestyle, the Utah Blaze brought back its Stay Active, Stay Strong program for the 2012-2013 school year.

The program focuses on teaching children to maintain a healthier all-around lifestyle by using daily play activities as a form of exercise and making proper diet choices. Rather than stay inside playing video games or watching television, students are encouraged to keep themselves in better health by having fun with physically engaging activities.

Participating schools receive an assembly visit in which Utah Blaze players and mascot Torch present the program to the students. Each student receives a participation form that allows them to track their daily exercise activities for one month, as well as a free ticket to any 2013 Utah Blaze home game!



YMCA DISHED GALA

The Utah Blaze supported the YMCA of Northern Utah through its first annual DishED Gala on Wednesday, October 17th. As the YMCA of Northern Utah's primary fundraising event, DishED fuses the long standing success of Sports Night with the joy of love and food. In addition to making an in-kind donation, Blaze Head Coach Ron James, Offensive Line Coach Ron McBride and Defensive Back David Hyland attended the event as celebrity guests.

"As an organization, we constantly strive to help make our community a better place," said James. "The YMCA has a long-standing tradition of helping the community's youth reach their full potential. I'm thrilled we had the opportunity to contribute to that goal and honored to be a part of this event."

The night began with a silent auction and dinner, which was followed by a spirited live auction. In total, the event raised over \$20,000. All proceeds raised from the event will be used to ensure that all youth, regardless of income and background, have the opportunity to participate in the YMCA's programs, such as early childhood education for four and five year olds, Afterschool, day camps in Salt Lake and Weber and overnight camp at Camp Roger.

Joining James, McBride and Hyland as celebrity guests were several prominent Utah sports figures such as former Utah Jazz Coach Jerry Sloan, former Utah Jazz players Mark Eaton and Thurl Bailey, and former Dallas Cowboys defensive back Manny Hendrix.

For over 100 years the YMCA has been making a difference and strengthening our community. Its mission is to provide communities with experiences that enhance healthy mind, body and spirit while striving to build strong kids, strong families, and strong communities.



SALVATION ARMY ON THANKSGIVING

The Utah Blaze spread some holiday cheer on Thanksgiving morning by volunteering their time with the Salvation Army. Players, coaches, dancers and staff members were all in attendance as the team supported the organization's efforts to help feed those in need of assistance during the holiday.

Head Coach Ron James and his team arrived at the Salvation Army early on Thursday morning, loading up their vehicles with hot Thanksgiving meals. From there, the group traveled to homes across the Salt Lake City area delivering food to elderly shut-ins. Even mascot Torch got involved, as he entertained the staff while helping to prepare meals, much to the crowd's delight.

Among those in attendance was 2012 Arena Football League Community MVP of the Year David Hyland. "Although it's become a popular tradition, Thanksgiving isn't all about food, football and family," Hyland stated. "It's also about reflecting on the blessings in your life and acknowledging that you are grateful for those things. My wife and I have so many things to be thankful for this Thanksgiving."

Coach James, Hyland and Torch were joined by offensive linemen Antonio Narcisse and Darryl Hicks, as well as Defensive Coordinator Rob Keefe, Director of Player Personnel Karl Bates and Blaze Dancers Kaylie, Hillary and Shelby.



COATS FOR THE COLD

The Utah Blaze completed its second annual "Coats for the Cold" charity by delivering a substantial quantity of donated clothing to The Road Home Shelter on Thursday, December 20th. Franchisees, Dancers and Coaches were all in attendance as the franchise contributed to the shelter's efforts during its 18th annual Holiday Radio-a-Thon, which aims to end homelessness in Salt Lake City.

With the help of its sponsors, Costa Vida Restaurants, Chick-fil-A at South Towne Marketplace, Meadowbrook Station Apartments, and Arrow Moving & Storage, the Utah Blaze gathered clothing to be donated to The Road Home Shelter during the months of November and December. The franchise placed donation bins at sponsor locations around Salt Lake City for six weeks before collecting the items and delivering them to the shelter.

The Holiday Radio-a-Thon is annually conducted to raise funds for The Road Home as it strives to end homelessness and assist those in need. In addition to making a donation, Head Coach Ron James and Offensive Line Coach Ron McBride visited nine local radio stations for several hours, encouraging listeners to support The Road Home by making a donation.

At the same time, Utah Blaze players, dancers and mascot Torch spent time with children at The Road Home's family center. Those in attendance included WR Aaron Lesué, DB David Hyland, OL Antonio Narcisse, OL Darryl Hicks, as well as Blaze Dancers Allie, Shelby, Kaylie, Mack, Alisha, Ashley and Kenzie.



The Utah Blaze welcomes you to its seventh season as members of the Arena Football League. The Blaze strive to make their players, coaches and personnel available in a timely and responsible manner to all accredited members of the media. The 2013 season is sure to provide many exciting moments and in an effort to provide a professional working environment, the following guidelines have been established for the upcoming season.

CREDENTIAL REQUEST

Access to the Blaze games for working media will require proper credentials. All credential requests should be directed to Michael DiJulio, Director of Communications. Request may be sent on company letterhead via email (miked@utblaze.com). Requests should be submitted no later than noon the day prior to game day. Single-game credentials may be picked up at Media Will Call entrance, located in the general box office at the northeast corner of EnergySolutions Arena. Those holding season Blaze or AFL credentials may proceed through the security entrance. MEDIA MEMBERS HOLDING SEASON PASSES SHOULD NOTIFY THE COMMUNICATIONS DEPARTMENT IN ORDER TO RESERVE SEATING IF PLANNING TO COVER THE GAME. A MEDIA CREDENTIAL CANNOT BE USED TO SIT IN ANY SPECTATOR SEATING AREAS. Media advisories to RSVP for games will be sent out on Mondays the week of a home game. For any questions regarding credentials, please contact Michael DiJulio at (425) 894-8625, or at the email address listed above. Credentials will provide access to the press room and both teams' players following a League-mandated "cooling off period". Media must have credentials visible at all times. All credentials are not transferable to any other individual for use. Unauthorized use of a credential will be subject to the bearer's ejection from the arena. The Blaze reserve the right to accept or refuse any credential request at anytime.

PRESS ENTRANCE

The EnergySolutions Arena press entrance is located off of South Temple and 300 West in the ticket lobby on the second level. Media members holding season credentials may enter through the Security Entrance in the back lot. No access will be allowed through public doors. Media members should use stairwell no. 3 to access the press room.

PRESS PARKING

The Utah Blaze will provide parking for all media members. Information regarding parking will be issued following their RSVP for game day.

GAME-DAY INTERVIEW POLICY

All pre-game interviews may take place on the field up to 90 minutes prior to kickoff; to arrange interviews contact Michael DiJulio, Director of Communications, at (425) 894-8625, or miked@utblaze.com. Following the game, Head Coach Ron James will address the media in the North endzone and players may be interviewed on the field after a league mandated "10-minute cooling off" period. THE BLAZE'S MEDICAL TRAINING AREA IS OFF LIMITS AT ALL TIMES. For help in locating players or coaches for interviews, please contact the Utah Blaze Communications department. Visiting team interview requests should be made through the visiting team's media relations' contact or by notifying a staff member.

LOCKER ROOMS

The locker rooms are OFF LIMITS to media prior to kickoff. The rooms will re-open after the game following a league mandated "10-minute cooling off" period. The officials' locker room is OFF LIMITS to members of the media at all times.

PHOTOGRAPHERS

Only photographers on assignment will be allowed access to designated photography locations surrounding the field of play. Because of limited photography positions, NO FREELANCE PHOTOGRAPHY PASSES WILL BE ISSUED.

PRESS BOX

Press seating is available to accredited media in the press box. There are sufficient phone lines, internet connections and electrical outlets in the press box. Contact Michael DiJulio at (425) 894-8625 or miked@utblaze.com to reserve a spot in the press box.

PRESS LOUNGE

Media with season credentials, or those granted single-game credentials, are invited to have a pregame meal. The press room will be open two hours before kickoff. Press lounge usage is limited to those presenting valid Blaze or AFL passes. It is NOT possible to accommodate family, friends, guests, or others. Any abuse of dining room privileges may result in the forfeiture of a media pass.

GAME-NIGHT SERVICES

Press notes, lineups, programs and any other pertinent information will be provided by the Blaze Communications Department. Halftime statistics, as well as first and third quarter "quickie" stats will be available in the press box. Final statistical books will be made available approximately 15 minutes following the conclusion of the game. Any fax requests should be made to a member of the Blaze's Communications staff.

REGULAR-SEASON PRACTICES

Unless otherwise notified by the Blaze Communications department, all regular season practice sessions are open to the media. Head Coach Ron James, in addition to other members of the coaching staff and players will be available for interviews at the conclusion of practice. Please notify a member of the Blaze Communications department to coordinate interviews with specific players. Contact the Blaze's Communications department for the most up-to-date information regarding the team's practice schedule.

MEDIA BILL OF RIGHTS—AFL

In furtherance of the ARENA FOOTBALL Mission Statement, the ARENA FOOTBALL has adopted the following Media Bill of Rights:

We believe the media should have unfettered access to all players and coaches after every game and practice.

- We believe the media should have information - including media guides, weekly releases and gameday statistics - distributed to them in a timely and efficient manner.
- We believe that every reasonable media request, regardless of the circumstances, will be attempted to be accommodated.
- We believe all ARENA FOOTBALL employees - including players, coaches, owners and staff - should always be forthright and honest with the media.
- We believe all ARENA FOOTBALL employees should be particularly sensitive to and extremely accommodating to the media's deadlines.

**LOCAL MEDIA**

WWW.UTBLAZE.COM

@UTBLAZE

PRINT PUBLICATIONS**SALT LAKE TRIBUNE**

90 S. 400 W. Ste. 700, Salt Lake City, UT, 84110
(801) 257-8742

Sports Department: (801) 257-8900

Utah Blaze Beat Writer: Kyle Goon, kgoon@sltrib.com

Sports Editor: Joe Baird, (801) 257-8752,

jbaird@sltrib.com

Website: www.sltrib.com

DESERET NEWS

30 E. 100 S. Salt Lake City, UT, 84110

(801) 236-8000

Sports Department: (801) 237-2161

Utah Blaze Beat Writer: Trevor Phibbs,

tphibbs@desnews.com

Sports Editor: Kent Condon, (801) 236-8075,

kcondon@desnews.com

Website: www.deseretnews.com

STANDARD EXAMINER

332 S. Standard Way, Ogden, Utah 84412

(801) 625-4200

Sports Department: 801-625-4261

Sports Editor: Chris Miller, (801) 625-4261,

cmiller@standard.net Website: www.standard.net

PROVO DAILY HERALD

1555 N. Freedom Blvd, Provo, UT 84321

(435) 357-5050

Sports Department: (435) 344-2555

Sports Editor: Darnell Dickson, (435) 344-2555,

ddickson@heraldextra.com

Website: www.heraldextra.com

LOGAN-HERALD JOURNAL

75 W. 300 N., Logan, UT 84321

(435) 752-2121

Sports Department: (435) 792-7333

Sports Editor: Shawn Harrison, sharrison@hjnews.com

Website: hjnews.com

RADIO BROADCASTERS**KFNZ (1320 AM)**

434 Bearcat Drive, Salt Lake City, UT 84115

(801) 485-8700

Hosts: Sean "OC" O'Connell,

Sean.O'Connell@cumulus.com

Kyle Gunther, Kyle.Gunther@cumulus.com

Kevin Graham, Kevin.Graham@Cumulus.com

Program Director: Kevin Graham

Website: www.1320kfan.com.

KZN (1280 AM)

515 S. 700 E., Ste. 1C, Salt Lake City, UT, 84120

(801) 524-2600

Hosts: David James, djames@kjzz.com

Patrick Kinahan, pkinahan@kjzz.com

Jake Scott, jscott@kjzz.com

Scott Garrard, sgarrard@kjzz.com

Tony Parks, tparks@kjzz.com

Alema Harrington, aharrington@kjzz.com20

Spence Checketts, schecketts@kjzz.com

Gordon Monson, gmonson@kjzz.com

Program Director: Scott Garrard

Website: www.1280thezone.com

KALL (700 AM). 1903 W. Research Way, Salt Lake City, UT, 84119. Studio Line: (877) 353-0700; Program Director: Bill Riley, bill@kall700sports.com. Website: www.kall700sports.com.

KALL (700 AM)

1903 W. Research Way, Salt Lake City, UT, 84119

Studio Line: (877) 353-0700

Program Director: Bill Riley, bill@kall700sports.com

Website: www.kall700sports.com

TELEVISION BROADCASTERS**KSL-TV (NBC)**

Broadcast House, 55 N. 300 W., Salt Lake City, UT

84180

(801) 575-5555

Sports Director: Tom Kirkland, (801) 575-5593,

tkirkland@ksl.com

Website: www.ksl.com

KUTV-TV (CBS)

299 S. Main St., Ste. 150, Salt Lake City, UT 84111

(801) 973-3030

Talent: David James, djames@kutv2.com

David Fox, dfox@kutv2.com

Website: www.kutv.com

KTVX (ABC)

2175 W. 1700 S., Salt Lake City, UT, 84104

(801) 975-4401

Sports Director: Wesley Ruff, (801) 975-4428,

Wesley@abc4.tv.

Talent: Dana Greene, (801) 975-4429, dana@abc4.tv.

Website: www.ktvx.com

KSTU (Fox)

5020 W. Amelia Earhart Drive, Salt Lake City, UT 84116

(801) 532-1300

Sports Director: Rick Aaron, rick.aaron@fox13now.com

Talent: Jeff Rhineer, jeff.rhineer@fox13now.com

Website: www.fox13now.com

WIRE SERVICE**ASSOCIATED PRESS**

300 E. 100 E., 100 S. Ste. 200. Salt Lake City, UT 84111

(801) 322-3405

westdesk@ap.org, apsaltlake@ap.org

HISTORY





PAST SEASON RESULTS

WWW.UTBLAZE.COM

@UTBLAZE

2006

Date	Opponent	Score	Overall	Conference	Time	Attend
Jan 28, 2006	at San Jose SaberCats	W 48-35	1-0	-	2:45	13872
Feb 04, 2006	DALLAS DESPERADOS	L 53-56	1-1	-	2:39	16705
Feb 11, 2006	NEW YORK DRAGONS	L 81-84	1-2	-	2:50	15213
Feb 18, 2006	at Arizona Rattlers	L 38-45	1-3	-	2:24	11206
Feb 25, 2006	at Los Angeles Avengers	W 68-66	2-3	-	2:41	12314
Mar 04, 2006	SAN JOSE SABERCATS	L 50-65	2-4	-	2:42	16395
Mar 10, 2006	NASHVILLE KATS	W 63-34	3-4	-	2:27	14052
Mar 16, 2006	at Grand Rapids Rampage	L 49-59	3-5	-	2:39	4848
Mar 24, 2006	LAS VEGAS GLADIATORS	L 47-49	3-6	-	2:28	14472
Apr 01, 2006	at Tampa Bay Storm	L 41-56	3-7	-	2:35	13404
Apr 07, 2006	ARIZONA RATTLERS	L 52-64	3-8	-	2:41	14651
Apr 15, 2006	LOS ANGELES AVENGERS	W 63-61	4-8	-	2:34	15642
Apr 21, 2006	at Colorado Crush	W 52-40	5-8	-	2:32	15321
Apr 29, 2006	at Las Vegas Gladiators	W 63-52	6-8	-	2:44	11127
May 06, 2006	at Chicago Rush	L 48-84	6-9	-	2:38	16154
May 12, 2006	KANSAS CITY BRIGADE	W 55-54	7-9	-	2:50	16855

2007

Date	Opponent	Score	Overall	Conference	Time	Attend
Mar 03, 2007	NEW ORLEANS VOODOO	W 63-61	1-0	-	2:55	14222
Mar 10, 2007	at Arizona Rattlers	W 75-71	2-0	-	2:51	9594
Mar 18, 2007	at Nashville Kats	L 55-69	2-1	-	2:55	7108
Mar 23, 2007	GRAND RAPIDS RAMPAGE	W 83-42	3-1	-	2:41	12684
Apr 01, 2007	at Las Vegas Gladiators	W 57-47	4-1	-	2:19	5416
Apr 06, 2007	at Austin Wranglers	L 64-65	4-2	-	2:30	9223
Apr 13, 2007	LOS ANGELES AVENGERS	W 76-63	5-2	-	2:39	13497
Apr 20, 2007	ARIZONA RATTLERS	L 69-83	5-3	-	2:35	15313
Apr 28, 2007	at San Jose SaberCats	L 48-69	5-4	-	2:36	12967
May 04, 2007	DALLAS DESPERADOS	L 59-66	5-5	-	2:41	13734
May 12, 2007	at Kansas City Brigade	L 41-60	5-6	-	2:32	13655
May 18, 2007	LAS VEGAS GLADIATORS	L 53-54	5-7	-	2:42	14305
May 25, 2007	at Orlando Predators	W 65-62	6-7	-	2:32	13355
Jun 04, 2007	COLORADO CRUSH	W 51-14	7-7	-	2:26	15223
Jun 09, 2007	SAN JOSE SABERCATS	L 49-70	7-8	-	2:36	15336
Jun 23, 2007	at Los Angeles Avengers	W 47-37	8-8	-	2:41	13323

2008

Date	Opponent	Score	Overall	Conference	Time	Attend
Mar 01, 2008	ARIZONA RATTLERS	L 62-63	0-1	-	2:40	15106
Mar 09, 2008	at Cleveland Gladiators	L 63-66	0-2	-	2:34	14765
Mar 14, 2008	at Orlando Predators	L 61-69	0-3	-	2:43	9722
Mar 21, 2008	COLUMBUS DESTROYERS	L 49-52	0-4	-	2:49	13717
Mar 29, 2008	GEORGIA FORCE	L 49-70	0-5	-	2:36	15240
Apr 05, 2008	at Philadelphia Soul	L 56-64	0-6	-	2:35	16390
Apr 12, 2008	at Los Angeles Avengers	L 62-79	0-7	-	2:30	14861
Apr 18, 2008	SAN JOSE SABERCATS	L 40-61	0-8	-	2:43	14701
Apr 25, 2008	at New Orleans Voodoo	L 56-70	0-9	-	2:30	15041
May 03, 2008	KANSAS CITY BRIGADE	W 67-50	1-9	-	2:31	12208
May 10, 2008	COLORADO CRUSH	W 71-36	2-9	-	2:31	13787
May 17, 2008	at San Jose SaberCats	L 64-74	2-10	-	2:43	13252
May 24, 2008	CHICAGO RUSH	W 51-48	3-10	-	2:37	15295
Jun 01, 2008	at Grand Rapids Rampage	W 63-56	4-10	-	2:35	5252
Jun 09, 2008	LOS ANGELES AVENGERS	W 65-56	5-10	-	2:44	16054
Jun 21, 2008	at Arizona Rattlers	W 62-45	6-10	-	2:29	13542

2010

Date	Opponent	Score	Overall	Conference	Time	Attend
Apr 09, 2010	SPOKANE SHOCK	L 34-68	0-1	-	2:33	5032
Apr 17, 2010	ALABAMA VIPERS	L 54-63	0-2	-	2:37	4898
Apr 23, 2010	at Chicago Rush	L 40-63	0-3	-	3:10	7459
Apr 30, 2010	BOSSIER-SHREVEPORT	W 65-46	1-3	-	2:41	4256
May 14, 2010	at Milwaukee Iron	Lo 55-56	1-4	-	3:05	5432
May 22, 2010	at Spokane Shock	L 28-77	1-5	-	3:00	10481
May 28, 2010	ARIZONA RATTLERS	L 58-83	1-6	-	2:33	8501
Jun 04, 2010	at Cleveland Gladiators	L 39-75	1-7	-	2:35	7751
Jun 12, 2010	CHICAGO RUSH	L 50-70	1-8	-	2:37	4892
Jun 19, 2010	TAMPA BAY STORM	L 40-65	1-9	-	2:34	4525
Jun 26, 2010	at Iowa Barnstormers	L 32-68	1-10	-	2:26	9582
Jul 02, 2010	MILWAUKEE IRON	L 56-82	1-11	-	2:45	3537
Jul 09, 2010	JACKSONVILLE SHARKS	L 56-67	1-12	-	2:51	4508
Jul 16, 2010	at Arizona Rattlers	L 20-48	1-13	-	3:08	10317
Jul 24, 2010	at Dallas Vigilantes	W 51-41	2-13	-	2:45	9123
Jul 31, 2010	at Alabama Vipers	L 64-68	2-14	-	2:45	5136

2011

Date	Opponent	Score	Overall	Conference	Time	Attend
Mar 17, 2011	TAMPA BAY STORM	W 72-36	1-0	-	2:36	10077
Mar 27, 2011	at Orlando Predators	L 53-68	1-1	-	2:02	12186
Mar 31, 2011	DALLAS VIGILANTES	W 69-40	2-1	-	2:18	7163
Apr 08, 2011	at San Jose SaberCats	L 55-75	2-2	-	2:30	8763
Apr 15, 2011	SPOKANE SHOCK	W 69-62	3-2	-	2:40	7649
Apr 23, 2011	at Arizona Rattlers	Lo 61-67	3-3	-	2:37	8717
May 06, 2011	at Georgia Force	W 74-71	4-3	-	2:45	3259
May 14, 2011	MILWAUKEE MUSTANGS	L 53-65	4-4	-	2:57	7667
May 21, 2011	SAN JOSE SABERCATS	W 76-68	5-4	-	2:55	8815
May 27, 2011	at Iowa Barnstormers	L 48-50	5-5	-	2:36	7884
Jun 04, 2011	ARIZONA RATTLERS	L 37-72	5-6	-	2:32	7997
Jun 11, 2011	at Tulsa Talons	L 51-81	5-7	-	2:45	4940
Jun 18, 2011	PITTSBURGH POWER	W 81-40	6-7	-	2:39	9096
Jun 24, 2011	KANSAS CITY COMMAND	W 61-60	7-7	-	2:48	9270
Jul 01, 2011	at Chicago Rush	L 35-59	7-8	-	2:20	7342
Jul 09, 2011	at Spokane Shock	L 49-76	7-9	-	2:42	16233
Jul 16, 2011	NEW ORLEANS VOODOO	W 62-58	8-9	-	3:01	10631
Jul 22, 2011	at Cleveland Gladiators	W 76-69	9-9	-	2:50	6190

Individual Game Records

Passing Yards

1.	444	Joe Germaine vs. New York Dragons	Feb 11, 2006
2.	436	Tommy Grady vs. Kansas City Command	June 2, 2012
3.	433	Joe Germaine vs. Arizona Rattlers	Apr 20, 2007
4.	433	Joe Germaine vs. Arizona Rattlers	Mar 10, 2007
5.	429	Tommy Grady vs. Arizona Rattlers	May 19, 2012
6.	397	Tommy Grady vs. San Jose SaberCats	May 4, 2012
7.	389	Joe Germaine vs. New Orleans Voodoo	Apr 25, 2008
8.	387	Joe Germaine vs. Los Angeles Avengers	Feb 25, 2006
9.	374	Joe Germaine vs. Cleveland Gladiators	Mar 09, 2008
10.	374	Tommy Grady vs. Milwaukee Mustangs	Apr 28, 2012

Passing Attempts

1.	55	Tommy Grady vs. Milwaukee Mustangs	Apr 28, 2012
2.	55	Tommy Grady vs. Kansas City Command	June 2, 2012
3.	53	Joe Germaine vs. Kansas City Brigade	May 12, 2007
4.	51	Joe Germaine vs. Arizona Rattlers	Apr 20, 2007
5.	51	Joe Germaine vs. Orlando Predators	Mar 14, 2008
5.	51	Tommy Grady vs. San Jose SaberCats	Mar 24, 2012
7.	50	Brett Elliott vs. Jacksonville Sharks	Jul 09, 2010
8.	49	Tommy Grady vs. Orlando Predators	Mar 27, 2011
9.	48	5 times. Most recent: Tommy Grady vs. Milwaukee Mustangs	May 14, 2011

Passing Yards per Attempt

1.	11.2	Joe Germaine vs. Kansas City Brigade	May 3, 2008
2.	11.0	Tommy Grady vs. Arizona Rattlers	May 19, 2012
3.	10.9	Tommy Grady vs. Georgia Force	June 23, 2012
4.	10.1	Michael Affleck vs. Arizona Rattlers	May 28, 2010
5.	10.1	Tommy Grady vs. Chicago Rush	July 1, 2011
6.	10.0	Tommy Grady vs. San Jose SaberCats	May 21, 2011
7.	9.9	Tommy Grady vs. Kansas City Command	June 24, 2011
9.	9.9	Joe Germaine vs. New York Dragons	Feb 11, 2006
9.	9.8	Joe Germaine vs. Cleveland Gladiators	Mar 9, 2008
10.	9.7	Joe Germaine vs. Los Angeles Avengers	Feb 25, 2006

Passing TDs

1.	12	Tommy Grady vs. Cleveland Gladiators	July 13, 2012
2.	11	Tommy Grady vs. Spokane Shock	May 4, 2012
3.	10	Joe Germaine vs. Los Angeles Avengers	Apr 13, 2007
10	10	Joe Germaine vs. New York Dragons	Feb 11, 2006
10	10	Joe Germaine vs. Arizona Rattlers	Mar 10, 2007
10	10	Tommy Grady vs. at Jacksonville Sharks	Apr 13, 2012
10	10	Tommy Grady vs. Pittsburgh Power	Jun 18, 2011
10	10	Tommy Grady vs. at Georgia Force	May 06, 2011
9.	9	7 times. Most recent: Tommy Grady vs. Spokane Shock	June 16, 2012

Passing Efficiency Rating

1.	151.79	Tommy Grady vs. Georgia Force	June 23, 2012
2.	147.36	Joe Germaine vs. New York Dragons	Feb 11, 2006
3.	145.89	Joe Germaine vs. Los Angeles Avengers	Apr 13, 2007
4.	144.19	Andy Kelly vs. Las Vegas Gladiators	Apr 29, 2006
5.	143.88	Joe Germaine vs. Orlando Predators	May 25, 2007
6.	143.30	Joe Germaine vs. Philadelphia Soul	Apr 5, 2008
7.	143.10	Tommy Grady vs. San Jose SaberCats	May 21, 2011
8.	141.29	Joe Germaine vs. Colorado Crush	May 10, 2008
9.	140.90	Tommy Grady vs. Jacksonville Sharks	Apr 13, 2012
10.	140.54	Tommy Grady vs. Kansas City Command	June 24, 2011

Receiving Yards

1.	259	Sialha Burley vs. New York Dragons	Feb 11, 2006
2.	226	Aaron Boone vs. Dallas Vigilantes	Mar 31, 2011
3.	218	Sialha Burley vs. Arizona Rattlers	Apr 20, 2007
4.	217	Shaun Kauleinamoku vs. Kansas City Command	June 2, 2012
5.	211	Shaun Kauleinamoku vs. San Jose SaberCats	May 4, 2012
6.	208	Huey Whittaker vs. New Orleans Voodoo	Apr 25, 2008
7.	201	Tyson Poots vs. Arizona Rattlers	May 19, 2012
8.	199	Justin Ore vs. Tulsa Talons	June 11, 2011

Passing Completions

1.	46*	Tommy Grady vs. Kansas City Command	June 2, 2012
2.	36	Joe Germaine vs. New Orleans Voodoo	Apr 25, 2008
3.	36	Tommy Grady vs. Milwaukee Mustangs	Apr 28, 2012
4.	35	Joe Germaine vs. New York Dragons	Feb 11, 2006
35	35	Joe Germaine vs. Orlando Predators	Mar 14, 2008
6.	34	Joe Germaine vs. Arizona Rattlers	Apr 20, 2007
34	34	Joe Germaine vs. Arizona Rattlers	Mar 10, 2007
8.	33	Tommy Grady vs. San Jose SaberCats	Mar 24, 2012
33	33	Tommy Grady vs. Georgia Force	May 6, 2011
33	33	Tommy Grady vs. Spokane Shock	June 16, 2012

Completion Percentage

1.	89.3	Tommy Grady (25-28) vs. Georgia Force	June 23, 2012
2.	84.4	Joe Germaine (27-32) vs. Orlando Predators	May 25, 2007
3.	83.6	Tommy Grady (46-55) vs. Kansas City Command	June 2, 2012
4.	82.1	Joe Germaine (32-39) vs. Los Angeles Avengers	Apr 13, 2007
5.	80.0	Joe Germaine (24-30) vs. Kansas City Brigade	May 03, 2008
80.0	80.0	Tommy Grady (32-40) vs. Pittsburgh Power	Jun 18, 2011
7.	78.8	Tommy Grady (26-33) vs. Spokane Shock	Apr 15, 2011
8.	77.8	Joe Germaine (35-45) vs. New York Dragons	Feb 11, 2006
77.8	77.8	Joe Germaine (28-36) vs. Nashville Kats	Mar 18, 2007
77.8	77.8	Joe Germaine (28-36) vs. Las Vegas Gladiators	May 18, 2007

Passing Yards per Completion

1.	17.4	Michael Affleck vs. Arizona Rattlers	May 28, 2010
2.	16.2	Tommy Grady vs. Chicago Rush	July 1, 2011
3.	16.0	Joe Germaine vs. Grand Rapids Rampage	June 1, 2008
4.	15.8	Joe Germaine vs. Las Vegas Gladiators	Apr 1, 2007
5.	15.3	Tommy Grady vs. San Jose SaberCats	May 11, 2012
15.3	15.3	Tommy Grady vs. Arizona Rattlers	May 19, 2012
7.	15.1	Tommy Grady vs. New Orleans VooDoo	Mar 31, 2012
8.	15.0	Joe Germaine vs. Los Angeles Avengers	June 9, 2008
15.0	15.0	Jason Gesser vs. Tampa Bay Storm	Apr 1, 2006
10.	14.3	Tommy Grady vs. Kansas City Command	June 24, 2011

Interceptions Thrown

1.	5	Jason Gesser vs. at Grand Rapids Rampage	Mar 16, 2006
2.	4	Joe Germaine vs. at Kansas City Brigade	May 12, 2007
4	4	Tommy Grady vs. New Orleans VooDoo	Mar 31, 2012
4	4	Tommy Grady vs. Arizona Rattlers	May 19, 2012
5.	3	Brett Elliott vs. at Alabama Vipers	Jul 31, 2010
3	3	Brett Elliott vs. Tampa Bay Storm	Jun 19, 2010
3	3	Tommy Grady vs. at Orlando Predators	Mar 27, 2011
8.	2	16 times. Most recent: Tommy Grady vs. Cleveland Gladiators	July 13, 2012

Receptions

1.	20	Huey Whittaker vs. New Orleans Voodoo	Apr 25, 2008
2.	18	Aaron Boone vs. Georgia Force	May 6, 2011
18	18	Tyson Poots vs. Kansas City Command	June 2, 2012
4.	17	Shaun Kauleinamoku vs. Kansas City Command	June 2, 2012
17	17	Aaron Boone vs. Milwaukee Iron	July 2, 2010
5.	16	Ryan Dendard vs. Arizona Rattlers	Mar 10, 2007
16	16	Sialha Burley vs. Arizona Rattlers	Apr 20, 2007
16	16	Sialha Burley vs. New York Dragons	Feb 11, 2006
9.	15	Aaron Lesue vs. San Jose SaberCats	Mar 24, 2012
10.	14	6 times. Most recent: Tyson Poots vs. Spokane Shock	June 16, 2012

Receiving TDs

1.	7	Ryan Dendard vs. Arizona Rattlers	Mar 10, 2007
7	7	Aaron Boone vs. Milwaukee Iron	May 14, 2010
7	7	Aaron Lesue vs. Jacksonville Sharks	Apr 13, 2012
4.	6	Aaron Boone vs. Orlando Predators	Mar 27, 2011
6	6	Sialha Burley vs. New York Dragons	Feb 11, 2006
6	6	Aaron Lesue vs. Arizona Rattlers	May 19, 2012
7.	5	11 times. Most recent: Tyson Poots vs. Cleveland Gladiators	July 13, 2012

Individual Game Records

Rushing Yards

1.	53	Ben Stallings vs. Cleveland Gladiators	July 22, 2011
2.	49	Rodney Filer vs. Philadelphia Soul	Apr 5, 2008
3.	44	Ben Stallings vs. Spokane Shock	July 9, 2011
4.	36	Ben Stallings vs. Tampa Bay Storm	Mar 17, 2011
5.	33	Ben Stallings vs. Spokane Shock	Apr 15, 2011
	33	Tommy Grady vs. New Orleans Voodoo	Mar 31, 2012
7.	28	Rodney Filer vs. Chicago Rush	May 24, 2008
8.	26	Ben Stallings vs. Chicago Rush	June 9, 2012
9.	25	Rodney Filer vs. Los Angeles Avengers	June 9, 2008
10.	23	Alex Michael vs. Spokane Shock	July 9, 2011

Yards per Rush

1.	8.2	Rodney Filer vs. Philadelphia Soul	Apr 5, 2008
2.	6.6	Ben Stallings vs. Spokane Shock	Apr 15, 2011
3.	6.0	Ben Stallings vs. Tampa Bay Storm	Mar 17, 2011
4.	5.9	Ben Stallings vs. Cleveland Gladiators	July 22, 2011
5.	5.5	Ben Stallings vs. Spokane Shock	July 9, 2011
6.	4.7	Ben Stallings vs. Philadelphia Soul	July 22, 2012
7.	4.3	Ben Stallings vs. Chicago Rush	June 9, 2012
8.	4.2	Damian Walker vs. Chicago Rush	June 12, 2010
9.	4.0	Kautai Oleavao vs. Kansas City Brigade	May 3, 2008
10.	3.7	Ben Stallings vs. Arizona Rattlers	July 6, 2012

Total Offense Yards

1.	444	Joe Germaine vs. New York Dragons	Feb 11, 2006
2.	439	Tommy Grady vs. Kansas City Command	June 2, 2012
3.	435	Joe Germaine vs. Arizona Rattlers	Mar 10, 2007
4.	433	Joe Germaine vs. Arizona Rattlers	Apr 20, 2007
5.	428	Tommy Grady vs. Arizona Rattlers	May 19, 2012
6.	393	Tommy Grady vs. San Jose SaberCats	May 11, 2012
7.	388	Joe Germaine vs. Los Angeles Avengers	Feb 25, 2006
8.	382	Joe Germaine vs. New Orleans Voodoo	Apr 25, 2008
9.	376	Joe Germaine vs. Cleveland Gladiators	Mar 9, 2008
10.	374	Tommy Grady vs. Milwaukee Mustangs	Apr 28, 2012

All Purpose Yards

1.	363	Shaun Kauleinamoku vs. San Antonio Talons	May 26, 2012
2.	345	Siaha Burley vs. New York Dragons	Feb 11, 2006
3.	274	Chris Bocage vs. Arizona Rattlers	June 4, 2011
4.	269	Shaun Kauleinamoku vs. Kansas City Command	June 2, 2012
5.	265	Siaha Burley vs. Grand Rapids Rampage	Mar 23, 2007
6.	252	Alvance Robinson vs. Arizona Rattlers	Apr 23, 2011
7.	246	Alvance Robinson vs. Orlando Predators	Mar 27, 2011
8.	244	Siaha Burley vs. Los Angeles Avengers	Feb 25, 2006
9.	241	Alvance Robinson vs. Milwaukee Mustangs	May 14, 2011
10.	239	J'Sharlon Jones vs. San Jose SaberCats	June 9, 2007

Kick Return Yards

1.	252	Chris Bocage vs. Arizona Rattlers	June 4, 2011
2.	210	Chris Bocage vs. Kansas City Command	June 24, 2011
3.	204	Shaun Kauleinamoku vs. San Antonio Talons	May 26, 2012
4.	196	Brandon Hampton vs. Arizona Rattlers	May 28, 2010
5.	187	J'Sharlon Jones vs. San Jose SaberCats	May 17, 2008
6.	182	Chris Bocage vs. Tulsa Talons	June 11, 2011
7.	178	Alvance Robinson vs. Orlando Predators	Mar 27, 2011
	178	Clarence Lawson vs. Austin Wranglers	Apr 6, 2007
9.	175	Brandon Hampton vs. Cleveland Gladiators	June 4, 2010
10.	170	J'Sharlon Jones vs. San Jose SaberCats	June 9, 2007

Rushing Attempts

1.	9	Ben Stallings vs. Spokane Shock	May 4, 2012
9	9	Ben Stallings vs. Cleveland Gladiators	July 22, 2011
9	9	Michael Affleck vs. Arizona Rattlers	May 28, 2010
9	9	Rodney Filer vs. Chicago Rush	May 24, 2008
5.	8	Ben Stallings vs. Spokane Shock	July 9, 2011
6.	7	Damian Walker vs. Iowa Barnstormers	June 26, 2010
7	7	Rodney Filer vs. Grand Rapids Rampage	June 1, 2008
8.	6	9 times. 2 Most recent:	
		Ben Stallings vs. Chicago Rush	June 9, 2012
		Ben Stallings vs. Iowa Barnstormers	Mar 17, 2012

Rushing TDs

1.	3	Ben Stallings vs. Spokane Shock	Apr 15, 2011
3	3	Rodney Filer vs. Philadelphia Soul	Apr 5, 2008
3.	2	18 times. 8 most recent:	
		Ben Stallings vs. Chicago Rush	June 9, 2012
		Tommy Grady vs. Iowa Barnstormers	Mar 17, 2012
		Ben Stallings vs. Cleveland Gladiators	July 22, 2011
		Ben Stallings vs. New Orleans Voodoo	July 16, 2011
		Ben Stallings vs. Spokane Shock	July 9, 2011
		Tommy Grady vs. Dallas Vigilantes	Mar 31, 2011
		Ben Stallings vs. Dallas Vigilantes	Mar 31, 2011
		Ben Stallings vs. Tampa Bay Storm	Mar 17, 2011

Total Offense Plays

1.	58	Tommy Grady vs. Kansas City Command	June 2, 2012
2.	57	Tommy Grady vs. Milwaukee Mustangs	Apr 28, 2012
3.	56	Tommy Grady vs. San Jose SaberCats	Mar 24, 2012
4.	53	Joe Germaine vs. Kansas City Brigade	May 12, 2007
5.	52	Joe Germaine vs. Orlando Predators	Mar 14, 2008
6.	51	Brett Elliott vs. Iowa Barnstormers	June 26, 2010
51	51	Joe Germaine vs. Arizona Rattlers	Apr 20, 2007
51	51	Tommy Grady vs. Orlando Predators	Mar 27, 2011
51	51	Tommy Grady vs. Spokane Shock	June 16, 2012
10.	50	3 times. Most recent:	
		Tommy Grady vs. Milwaukee Mustangs	May 14, 2011

All Purpose Attempts

1.	22	Huey Whittaker vs. New Orleans Voodoo	Apr 25, 2008
2.	21	Siaha Burley vs. New York Dragons	Feb 11, 2006
21	21	Shaun Kauleinamoku vs. Kansas City Command	June 2, 2012
4.	18	Aaron Boone vs. Georgia Force	May 6, 2011
18	18	Alvance Robinson vs. Milwaukee Mustangs	May 14, 2011
18	18	Tyson Poots vs. Kansas City Command	June 2, 2012
7.	17	Aaron Boone vs. Milwaukee Iron	July 2, 2010
17	17	Alvance Robinson vs. Arizona Rattlers	Apr 23, 2011
17	17	Siaha Burley vs. Los Angeles Avengers	Feb 25, 2006
17	17	Tom Pace vs. Arizona Rattlers	Apr 20, 2007
17	17	Tom Pace vs. Las Vegas Gladiators	May 18, 2007

Kick Return Attempts

1.	10	J'Sharlon Jones vs. San Jose SaberCats	Jun 09, 2007
10	10	J'Sharlon Jones vs. Georgia Force	Mar 29, 2008
10	10	J'Sharlon Jones vs. San Jose SaberCats	May 17, 2008
4.	9	Alvance Robinson vs. Milwaukee Mustangs	May 14, 2011
9	9	Brandon Hampton vs. Cleveland Gladiators	Jun 04, 2010
9	9	Brandon Hampton vs. Arizona Rattlers	May 28, 2010
9	9	Chris Bocage vs. Spokane Shock	Jul 09, 2011
9	9	Chris Bocage vs. Arizona Rattlers	Jun 04, 2011
9.	8	6 times. Most recent:	
		Alvance Robinson vs. Philadelphia Soul	July 22, 2012

Individual Game Records

Points

1.	42	Aaron Boone vs. Milwaukee Iron	May 14, 2010
42	Aaron Lesue vs. Jacksonville Sharks	Apr 13, 2012	
42	Ryan Dennard vs. Arizona Rattlers	Mar 10, 2007	
4.	38	Aaron Lesue vs. Arizona Rattlers	May 19, 2012
5.	36	Aaron Boone vs. Orlando Predators	Mar 27, 2011
36	Sialha Burley vs. New York Dragons	Feb 11, 2006	
7.	32	Tyson Poots vs. Spokane Shock	June 16, 2012
8.	30	10 times. Most recent: Tyson Poots vs. Cleveland Gladiators	July 13, 2012

Touchdowns

1.	7	Aaron Boone vs. Milwaukee Iron	May 14, 2010
7	Aaron Lesue vs. Jacksonville Sharks	Apr 13, 2012	
7	Ryan Dennard vs. Arizona Rattlers	Mar 10, 2007	
4.	6	Sialha Burley vs. New York Dragons	Feb 11, 2006
6	Aaron Boone vs. Orlando Predators	Mar 27, 2011	
6	Aaron Lesue vs. Arizona Rattlers	May 19, 2012	
7.	5	10 times. Most recent: Tyson Poots vs. Cleveland Gladiators	July 13, 2012

Kicking Points

1.	15	Steve Videtich vs. Colorado Crush	June 4, 2007
2.	14	Steve Videtich vs. Arizona Rattlers	June 21, 2008
3.	13	Steve Videtich vs. Kansas City Brigade	May 12, 2006
4.	12	Steve Videtich vs. San Jose SaberCats	Jan 28, 2006
5.	11	Steve Videtich vs. Grand Rapids Rampage	Mar 23, 2007
11	Steve Videtich vs. Los Angeles Avengers	June 23, 2007	
11	Steve Videtich vs. Colorado Crush	May 10, 2008	
11	Steve Videtich vs. Los Angeles Avengers	June 9, 2008	
11	Ben Scott vs. Bossier-Shreveport Battle Wings	Apr 30, 2010	
11	Kyle Brotzman vs. Cleveland Gladiators	July 13, 2012	

Extra Points Made

1.	11	Steve Videtich vs. Grand Rapids Rampage	Mar 23, 2007
11	Kyle Brotzman vs. Cleveland Gladiators	July 13, 2012	
3.	10	Kyle Brotzman vs. Spokane Shock	May 4, 2012
10	Andrew Aguila vs. San Jose SaberCats	May 21, 2011	
10	Steve Videtich vs. Los Angeles Avengers	Apr 13, 2007	
6.	9	12 times. Most recent: Kyle Brotzman vs. Iowa Barnstormers	Apr 20, 2012

Extra Points Attempted

1.	12	Steve Videtich vs. Grand Rapids Rampage	Mar 23, 2007
12	Kyle Brotzman vs. Pittsburgh Power	Jun 18, 2011	
12	Kyle Brotzman vs. Cleveland Gladiators	July 13, 2012	
4.	11	Kyle Brotzman vs. Spokane Shock	May 4, 2012
11	Andrew Aguila vs. San Jose SaberCats	May 21, 2011	
11	Greg Gunderson vs. Georgia Force	May 06, 2011	
11	Kyle Brotzman vs. Jacksonville Sharks	Apr 13, 2012	
11	Steve Videtich vs. Los Angeles Avengers	Apr 13, 2007	
11	Steve Videtich vs. New York Dragons	Feb 11, 2006	
10.	10	5 times. Most recent: Kyle Brotzman vs. Chicago Rush	June 9, 2012

Field Goals Made

1.	3	Steve Videtich vs. Colorado Crush	June 4, 2007
2.	2	Ben Scott vs. Arizona Rattlers	July 16, 2010
2	Steve Azar vs. San Jose SaberCats	Apr 18, 2008	
2	Steve Videtich vs. Dallas Desperados	Feb 4, 2006	
2	Steve Videtich vs. San Jose SaberCats	Jan 28, 2006	
2	Steve Videtich vs. Arizona Rattlers	Jun 21, 2008	
2	Steve Videtich vs. Los Angeles Avengers	Jun 23, 2007	
2	Steve Videtich vs. Kansas City Brigade	May 12, 2006	
9.	1	18 times. Most Recent: Kyle Brotzman vs. Cleveland Gladiators	July 22, 2011

Field Goals Attempted

1.	4	Ben Scott vs. Arizona Rattlers	July 16, 2010
4	Steve Azar vs. San Jose SaberCats	Apr 18, 2008	
4	Steve Videtich vs. Los Angeles Avengers	June 23, 2007	
4.	3	Steve Videtich vs. Dallas Desperados	Feb 4, 2006
3	Steve Videtich vs. Colorado Crush	June 4, 2007	
6.	2	17 times. Most recent: Ben Scott vs. Bossier-Shreveport Battle Wings	Apr 30, 2010

Total Tackles

1.	13.0	Brandon Taylor vs. Arizona Rattlers	Apr 23, 2011
2.	12.0	Terrance Joseph vs. New Orleans VooDoo	Mar 3, 2007
3.	11.5	Eddie Canonic vs. Grand Rapids Rampage	June 1, 2008
11.0	Kelvin Hunter vs. Kansas City Brigade	May 12, 2006	
4.	11.0	Jacoby Shepherd vs. Colorado Crush	June 4, 2007
6.	10.5	Eddie Canonic vs. Colorado Crush	May 10, 2008
10.5	Patrick Body vs. Milwaukee Iron	July 2, 2010	
10.5	Jacoby Shepherd vs. Las Vegas Gladiators	May 18, 2007	
9.	10.0	Eddie Canonic vs. Kansas City Brigade	May 3, 2008
10.0	Patrick Body vs. Spokane Shock	Apr 9, 2010	
10.0	Labrose Hedgeman vs. Spokane Shock	Apr 15, 2011	

Solo Tackles

1.	11	Brandon Taylor vs. Arizona Rattlers	Apr 23, 2011
11	Terrance Joseph vs. New Orleans VooDoo	Mar 3, 2007	
3.	10	Eddie Canonic vs. Grand Rapids Rampage	June 1, 2008
10	Kelvin Hunter vs. Kansas City Brigade	May 12, 2006	
10	Jacoby Shepherd vs. Colorado Crush	June 4, 2007	
10	Jacoby Shepherd vs. Las Vegas Gladiators	May 18, 2007	
7.	9	6 times. Most recent: David Hyland vs. Georgia Force	June 23, 2012
9	Will Mulder vs. Georgia Force	June 23, 2012	

Tackles-for-Loss

1.	3.0	Caesar Rayford vs. Iowa Barnstormers	Mar 17, 2012
3.0	Caesar Rayford vs. Georgia Force	May 06, 2011	
3.0	Keenan Mace vs. Iowa Barnstormers	Mar 17, 2012	
4.	2.5	Michael Lewis vs. New Orleans VooDoo	Mar 31, 2012
5.	2.0	19 times. Most recent: David Hyland vs. Philadelphia Soul	July 22, 2012

Sacks

1.	3.0	Caesar Rayford vs. Iowa Barnstormers	Mar 17, 2012
3.0	Caesar Rayford vs. Georgia Force	May 06, 2011	
3.0	Michael Lewis vs. Iowa Barnstormers	Mar 17, 2012	
4.	2.5	Michael Lewis vs. New Orleans VooDoo	Mar 31, 2012
5.	2.0	9 times. Most recent: Keenan Mace vs. Cleveland Gladiators	July 13, 2012

Individual Game Records

Interceptions

1.	3	Orshawante Bryant vs. Grand Rapids Rampage.....	Mar 23, 2007
2.	2	Caesar Rayford vs. Arizona Rattlers.....	May 28, 2010
	2	Kelvin Hunter vs. Nashville Kats.....	Mar 10, 2006
	2	Orshawante Bryant vs. Los Angeles Avengers.....	June 23, 2007
	2	Ryan Dennard vs. Los Angeles Avengers.....	June 23, 2007
6.	1	32 times. Most recent:	
		Alfred Phillips vs. Cleveland Gladiators.....	July 13, 2012

Interception Return Yards

1.	52	Brandon Hampton vs. Cleveland Gladiators.....	Jun 04, 2010
2.	46	Brandon Hampton vs. Alabama Vipers.....	Apr 17, 2010
	46	Caesar Rayford vs. Arizona Rattlers.....	May 28, 2010
4.	41	Olukayoe Oredugba vs. Alabama Vipers.....	Jul 31, 2010
5.	39	Kelvin Morris vs. Arizona Rattlers.....	Jun 21, 2008
6.	36	Antonio Malone vs. Milwaukee Iron.....	May 14, 2010
7.	28	Antwan Marsh vs. Spokane Shock.....	May 4, 2012
8.	22	Labrose Hedgemon vs. Dallas Vigilantes.....	Jul 24, 2010
	22	Patrick Body vs. Tampa Bay Storm.....	Jun 19, 2010
10.	20	Eddie Canonico vs. Colorado Crush.....	May 10, 2008

Pass Breakups

1.	4	Alfred Phillips vs. Kansas City Command.....	Jun 24, 2011
	4	Caesar Rayford vs. Chicago Rush.....	Jul 01, 2011
	4	Kelvin Hunter vs. Arizona Rattlers.....	Apr 07, 2006
	4	Tour'e Carter vs. Bossier-Shreveport.....	Apr 30, 2010
	4	William Mulder vs. Tampa Bay Storm.....	Mar 17, 2011
6.	3	11 times. Most recent:	
		Alfred Phillips vs. Georgia Force.....	June 23, 2012

Forced Fumbles

1.	3	Michael Lewis vs. Iowa Barnstormers.....	May 27, 2011
2.	2	Brandon Taylor vs. Tampa Bay Storm.....	Mar 17, 2011
	2	Caesar Rayford vs. Georgia Force.....	May 06, 2011
	2	Patrick Body vs. Spokane Shock.....	May 22, 2010
5.	1	70 times. Most recent:	
		Aaron Lesue vs. Arizona Rattlers.....	May 19, 2012

Recovered Fumbles

1.	2	Jermaine Younger vs. Dallas Vigilantes.....	July 24, 2010
2.	2	Caesar Rayford vs. Alabama Vipers.....	July 31, 2010
	2	Caesar Rayford vs. Georgia Force.....	May 06, 2011
	2	Caesar Rayford vs. Iowa Barnstormers.....	May 27, 2011
	2	Antwan Marsh vs. Cleveland Gladiators.....	July 13, 2012
6.	1	86 times. Most recent:	
		Antwan Marsh vs. Chicago Rush.....	June 9, 2012

Fumble Return Yards

1.	48	Reggie Doster vs. Colorado Crush.....	May 10, 2008
2.	45	Kelvin Morris vs. San Jose SaberCats.....	Apr 18, 2008
3.	30	Brandon Taylor vs. Arizona Rattlers.....	Apr 23, 2011
	30	Caesar Rayford vs. Arizona Rattlers.....	May 28, 2010
5.	28	Damon Mason vs. Los Angeles Avengers.....	Jun 09, 2008
6.	25	Caesar Rayford vs. Alabama Vipers.....	Jul 31, 2010
7.	24	Clarence Lawson vs. Las Vegas Gladiators.....	Apr 01, 2007
8.	23	Devin Johnson vs. Milwaukee Mustangs.....	May 14, 2011
9.	20	Antonio Malone vs. Cleveland Gladiators.....	Jun 04, 2010
10.	15	Jacoby Shepherd vs. Colorado Crush.....	Jun 04, 2007

Blocked Kicks

1.	2	Manuel Wright vs. Spokane Shock.....	Apr 09, 2010
2.	2	Rob Schroeder vs. Cleveland Gladiators.....	Mar 09, 2008
3.	1	19 times. Most recent:	
		Caesar Rayford vs. New Orleans VooDoo.....	Mar 31, 2012

Individual Season Records

Passing Yards

1.	5,870	Tommy Grady	2012
2.	5,005	Joe Germaine	2007
3.	4,882	Joe Germaine	2008
4.	4,365	Tommy Grady	2011
5.	2,665	Brett Elliott	2010
6.	2,330	Joe Germaine	2006
7.	1,402	Andy Kelly	2006
8.	1,092	Jason Gesser	2006
9.	929	Todd Hammel	2011
10.	568	Mark Thorson	2010

Passing TDs

1.	142	Tommy Grady	2012
2.	107	Tommy Grady	2011
	107	Joe Germaine	2007
4.	97	Joe Germaine	2008
5.	58	Brett Elliott	2010
6.	41	Joe Germaine	2006
7.	27	Andy Kelly	2006
8.	23	Jason Gesser	2006
9.	17	Todd Hammel	2011
10.	11	Mark Thorson	2010

Pass Attempts

1.	743	Tommy Grady	2012
2.	617	Joe Germaine	2007
3.	603	Joe Germaine	2008
4.	580	Tommy Grady	2011
5.	416	Brett Elliott	2010
6.	273	Joe Germaine	2006
7.	162	Andy Kelly	2006
8.	145	Jason Gesser	2006
9.	117	Todd Hammel	2011
10.	85	Mark Thorson	2010

Pass Completions

1.	507	Tommy Grady	2012
2.	422	Joe Germaine	2007
3.	411	Joe Germaine	2008
4.	382	Tommy Grady	2011
5.	247	Brett Elliott	2010
6.	184	Joe Germaine	2006
7.	115	Andy Kelly	2006
8.	89	Jason Gesser	2006
9.	80	Todd Hammel	2011
10.	51	Mark Thorson	2010

Completion Percentage

1.	71.0	Andy Kelly	2006
2.	68.4	Joe Germaine	2007
	68.4	Todd Hammel	2011
4.	68.2	Tommy Grady	2012
	68.2	Joe Germaine	2008
6.	67.4	Joe Germaine	2006
7.	65.9	Tommy Grady	2011
8.	61.4	Jason Gesser	2006
9.	60.0	Mark Thorson	2010
10.	59.4	Brett Elliott	2010

Pass Efficiency

1.	126.59	Andy Kelly	2006
2.	124.36	Joe Germaine	2007
3.	123.73	Joe Germaine	2008
4.	123.22	Joe Germaine	2008
5.	120.01	Tommy Grady	2011
6.	119.67	Tommy Grady	2012
7.	114.23	Todd Hammel	2011
8.	104.08	Jason Gesser	2006
9.	96.08	Brett Elliott	2010
10.	92.67	Mark Thorson	2010

Interceptions Thrown

1.	21	Tommy Grady	2012
2.	17	Brett Elliott	2010
3.	13	Joe Germaine	2008
4.	12	Joe Germaine	2007
5.	11	Tommy Grady	2011
6.	7	Jason Gesser	2006
7.	5	Joe Germaine	2006
8.	4	Todd Hammel	2011
	4	Andy Kelly	2006
	4	Mark Thorson	2010

Yards per Attempt

1.	8.65	Andy Kelly	2006
2.	8.53	Joe Germaine	2006
3.	8.11	Joe Germaine	2007
4.	8.10	Joe Germaine	2008
5.	7.94	Todd Hammel	2011
6.	7.90	Tommy Grady	2012
7.	7.53	Jason Gesser	2006
	7.53	Tommy Grady	2011
9.	6.68	Mark Thorson	2010
10.	6.41	Brett Elliott	2010

Yards per Completion

1.	12.66	Joe Germaine	2006
2.	12.27	Jason Gesser	2006
3.	12.19	Andy Kelly	2006
4.	11.88	Joe Germaine	2008
5.	11.86	Joe Germaine	2007
6.	11.61	Todd Hammel	2011
7.	11.58	Tommy Grady	2012
8.	11.43	Tommy Grady	2011
9.	11.33	Michael Affleck	2010
10.	11.14	Mark Thorson	2010

Yards per Game

1.	326.1	Tommy Grady	2012
2.	312.8	Joe Germaine	2007
3.	305.1	Joe Germaine	2008
4.	291.0	Tommy Grady	2011
5.	205.0	Brett Elliott	2010
6.	84.0	Jason Gesser	2006
7.	4.1	Jason Gesser	2008
8.	2.3	Aaron Boone	2010
9.	2.1	Carson Coffman	2012
10.	1.9	Jason Gesser	2007

Individual Season Records

Receptions

1.	166	Siaha Burley	2007
2.	155	Aaron Lesue	2012
3.	146	Aaron Boone	2010
4.	136	Siaha Burley	2006
5.	135	Aaron Boone	2008
6.	126	Huey Whittaker	2008
7.	121	JJ McKelvey	2008
8.	111	Tom Pace	2007
9.	110	Alvance Robinson	2011
10.	108	Tyson Poots	2012

Receiving Yards

1.	2,129	Siaha Burley	2007
2.	1,934	Siaha Burley	2006
3.	1,810	Aaron Lesue	2012
4.	1,554	Huey Whittaker	2008
5.	1,534	JJ McKelvey	2008
6.	1,532	Aaron Boone	2008
7.	1,477	Aaron Boone	2010
8.	1,325	Alvance Robinson	2011
9.	1,198	Tom Pace	2007
10.	1,167	Tyson Poots	2012

Receiving TDs

1.	56	Aaron Lesue	2012
2.	49	Siaha Burley	2007
3.	46	Aaron Boone	2010
4.	44	Siaha Burley	2006
5.	38	JJ McKelvey	2008
6.	32	Huey Whittaker	2008
7.	31	Alvance Robinson	2011
8.	30	Tyson Poots	2012
9.	27	Aaron Lesue	2011
10.	26	Aaron Boone	2011

Yards per Catch

1.	14.22	Siaha Burley	2006
2.	13.79	Orshwante Bryant	2007
3.	13.72	Alvance Robinson	2012
4.	13.12	Aaron Boone	2007
5.	13.00	Ryan Dennard	2006
	13.00	Justin Ore	2011
7.	12.83	Ryan Dennard	2007
8.	12.83	Siaha Burley	2007
9.	12.69	Justin Skaggs	2006
10.	12.68	JJ McKelvey	2008

Receptions per Game

1.	11.07	Siaha Burley	2007
2.	9.82	Tyson Poots	2012
3.	9.12	Aaron Boone	2010
4.	8.61	Aaron Lesue	2012
5.	8.50	Siaha Burley	2006
6.	8.44	Aaron Boone	2008
7.	8.07	JJ McKelvey	2008
8.	7.88	Huey Whittaker	2008
9.	7.40	Alvance Robinson	2012
	7.40	Tom Pace	2007

Rushing Attempts

1.	61	Rodney Filer	2008
2.	48	Ben Stallings	2011
3.	44	Kevin Clemens	2006
4.	43	Ben Stallings	2012
5.	38	Tommy Grady	2012
6.	37	Damian Walker	2010
7.	30	Tommy Grady	2011
8.	25	Kevin Clemens	2007
9.	20	Huey Whittaker	2008
10.	17	Joe Germaine	2007

Rushing

Rushing Yards

1.	208	Ben Stallings	2011
2.	205	Rodney Filer	2008
3.	129	Ben Stallings	2012
4.	67	Kevin Clemens	2006
5.	62	Tommy Grady	2012
6.	58	Chris Robinson	2007
7.	56	Damian Walker	2010
8.	46	Kautai Olevao	2006
9.	44	Tommy Grady	2011
10.	34	Kautai Olevao	2008

Rushing TDs

1.	16	Ben Stallings	2011
2.	12	Rodney Filer	2008
3.	10	Kevin Clemens	2006
4.	8	Huey Whittaker	2008
5.	7	Ben Stallings	2012
7.	7	Tommy Grady	2012
7.	6	Joe Germaine	2007
8.	5	Tommy Grady	2011
9.	4	Frank Carter	2007
	4	Kevin Clemens	2007
4		Justin Skaggs	2006

Yards per Rush

1.	4.33	Ben Stallings	2011
2.	3.36	Rodney Filer	2008
3.	3.00	Ben Stallings	2012
4.	1.63	Tommy Grady	2012
5.	1.52	Kevin Clemens	2006
6.	1.51	Damian Walker	2010
7.	1.47	Tommy Grady	2011
8.	1.24	Kevin Clemens	2007
9.	1.20	Brett Elliott	2010
10.	0.70	Huey Whittaker	2008

Yards per Game

1.	17.3	Ben Stallings	2011
2.	12.8	Rodney Filer	2008
3.	9.9	Ben Stallings	2012
4.	4.3	Damian Walker	2010
5.	4.2	Kevin Clemens	2006
6.	3.4	Tommy Grady	2012
7.	2.9	Tommy Grady	2011
8.	2.8	Kevin Clemens	2007
9.	2.6	Kautai Olevao	2008
10.	2.3	Kautai Olevao	2007

Individual Season Records

Total Offense Yards

1.	5,932	Tommy Grady	2012
2.	5,013	Joe Germaine	2007
3.	4,872	Joe Germaine	2008
4.	4,409	Tommy Grady	2011
5.	2,683	Brett Elliott	2010
6.	2,333	Joe Germaine	2006
7.	1,403	Andy Kelly	2006
8.	1,094	Jason Gesser	2006
9.	930	Todd Hammel	2011
10.	558	Mark Thorson	2010

Total Offense yards per Game

1.	329.6	Tommy Grady	2012
2.	313.3	Joe Germaine	2007
3.	304.5	Joe Germaine	2008
4.	293.9	Tommy Grady	2011
5.	206.4	Brett Elliott	2010
6.	84.2	Jason Gesser	2006
7.	17.3	Ben Stallings	2011
8.	12.8	Rodney Filer	2008
9.	9.9	Ben Stallings	2012
10.	4.3	Damian Walker	2010

Total Offense yards per Play

1.	8.50	Andy Kelly	2006
2.	8.36	Joe Germaine	2006
3.	7.91	Joe Germaine	2007
4.	7.88	Todd Hammel	2011
5.	7.87	Joe Germaine	2008
6.	7.60	Tommy Grady	2012
7.	7.39	Jason Gesser	2006
8.	7.23	Tommy Grady	2011
9.	6.23	Brett Elliott	2010
10.	5.87	Mark Thorson	2010

TDs Responsible For

1.	149	Tommy Grady	2012
2.	113	Joe Germaine	2007
3.	112	Tommy Grady	2011
4.	100	Joe Germaine	2008
5.	61	Brett Elliott	2010
6.	56	Aaron Lesue	2012
7.	49	Siaha Burley	2007
8.	47	Aaron Boone	2010
9.	44	Joe Germaine	2006
44		Siaha Burley	2006

All Purpose Yards

1.	2,719	Siaha Burley	2006
2.	2,350	Siaha Burley	2007
3.	2,154	Alvance Robinson	2011
4.	1,860	Brandon Hampton	2010
5.	1,843	Aaron Lesue	2012
6.	1,830	Chris Bocage	2011
7.	1,829	Tom Pace	2007
8.	1,568	Huey Whittaker	2008
9.	1,536	J'Sharon Jones	2008
10.	1,534	JJ McKeelvey	2008

All Purpose Yards per Game

1.	183.0	Chris Bocage	2011
2.	169.9	Siaha Burley	2006
3.	156.7	Siaha Burley	2007
4.	155.0	Brandon Hampton	2010
5.	149.3	Alvance Robinson	2012
6.	126.7	Alvance Robinson	2011
7.	121.9	Tom Pace	2007
8.	109.7	J'Sharon Jones	2008
9.	106.1	Tyson Poots	2012
10.	102.4	Aaron Lesue	2012

Total Points Scored

1.	340	Aaron Lesue	2012
2.	294	Siaha Burley	2007
3.	282	Aaron Boone	2010
4.	264	Siaha Burley	2006
5.	244	Huey Whittaker	2008
6.	228	JJ McKeelvey	2008
7.	196	Alvance Robinson	2011
8.	188	Tyson Poots	2012
9.	162	Aaron Lesue	2011
10.	158	Aaron Boone	2011

Touchdowns Scored

1.	56	Aaron Lesue	2012
2.	49	Siaha Burley	2007
3.	46	Aaron Boone	2010
4.	44	Siaha Burley	2006
5.	40	Huey Whittaker	2008
6.	38	JJ McKeelvey	2008
7.	32	Alvance Robinson	2011
8.	31	Tyson Poots	2012
9.	27	Aaron Lesue	2011
10.	26	Aaron Boone	2011

Points Scored Kicking

1.	143	Steve Videtich	2007
2.	133	Steve Videtich	2006
3.	124	Kyle Brotzman	2012
4.	94	Ben Scott	2010
5.	70	Steve Videtich	2008
6.	69	Steve Azar	2008
7.	44	Kyle Brotzman	2011
8.	43	Greg Gunderson	2011
9.	20	Andrew Aguilera	2011
10.	5	John Wehrle	2011

PAT Kicks Made

1.	124	Kyle Brotzman	2012
2.	113	Steve Videtich	2007
3.	106	Steve Videtich	2006
4.	70	Ben Scott	2010
5.	63	Steve Azar	2008
6.	55	Steve Videtich	2008
7.	43	Greg Gunderson	2011
8.	41	Kyle Brotzman	2011
9.	20	Andrew Aguilera	2011
10.	5	John Wehrle	2011

PAT Kicks Attempted

1.	153	Kyle Brotzman	2012
2.	127	Steve Videtich	2007
3.	113	Steve Videtich	2006
4.	88	Ben Scott	2010
5.	68	Steve Azar	2008
6.	59	Steve Videtich	2008
7.	53	Greg Gunderson	2011
8.	48	Kyle Brotzman	2011
9.	26	Andrew Aguilera	2011
10.	12	John Wehrle	2011

PAT Kick Percentage

1.	93.8%	Steve Videtich	2006
2.	93.2%	Steve Videtich	2008
3.	92.6%	Steve Azar	2008
4.	89.0%	Steve Videtich	2007
5.	85.4%	Kyle Brotzman	2011
6.	81.1%	Greg Gunderson	2011
7.	81.0%	Kyle Brotzman	2012
8.	79.5%	Ben Scott	2010
9.	76.9%	Andrew Aguilera	2011
10.	41.7%	John Wehrle	2011

Field Goals Made

1.	10	Steve Videtich	2007
2.	9	Steve Videtich	2006
3.	8	Ben Scott	2010
4.	5	Steve Videtich	2008
5.	2	Steve Azar	2008
6.	1	Kyle Brotzman	2011

Field Goals Attempted

1.	22	Steve Videtich	2006
2.	19	Steve Videtich	2007
3.	15	Ben Scott	2010
4.	9	Steve Videtich	2008
5.	6	Steve Azar	2008
6.	4	Kenny Byrd	2010
7.	2	Kyle Brotzman	2012
2		Kyle Brotzman	2011
9.	1	Andrew Aguilera	2011

Field Goal Percentage

1.	55.6%	Steve Videtich	2008
2.	53.3%	Ben Scott	2010
3.	52.6%	Steve Videtich	2007
4.	40.9%	Steve Videtich	2006
5.	33.3%	Steve Azar	2008

Individual Season Records

Combined Kick Returns

1.	84	J'Sharon Jones	2008
2.	73	Brandon Hampton	2010
3.	71	Chris Bogue	2011
4.	51	Clarence Lawson	2007
5.	47	Chris Bogue	2012
6.	46	Siaha Burley	2006
7.	43	Alvance Robinson	2011
8.	38	Tom Pace	2006
9.	29	Tom Pace	2007
10.	25	Alvance Robinson	2012

Combined Kick Return Yards

1.	1,751	Brandon Hampton	2010
2.	1,632	Chris Bogue	2011
3.	1,489	J'Sharon Jones	2008
4.	934	Clarence Lawson	2007
5.	915	Chris Bogue	2012
6.	829	Alvance Robinson	2011
7.	780	Siaha Burley	2006
8.	625	Tom Pace	2007
9.	610	Tom Pace	2006
10.	478	Alvance Robinson	2012

Combined Kick Return TDs

1.	5	Chris Bogue	2011
2.	4	Brandon Hampton	2010
3.	2	Ernie Pierce	2011
2		Clarence Lawson	2007
5.	1	9 times, Most recent:	
		Alvance Robinson	2012
		Ernie Pierce	2012
		Antwan Marsh	2012

Total Tackles

1.	91.5	Alfred Phillips	2011
2.	81.5	Eddie Canonico	2008
3.	81.0	David Hyland	2012
4.	76.5	Brandon Taylor	2011
5.	73.0	Reggie Doster	2008
6.	72.5	LaBrose Hedgemon	2011
7.	64.0	Kelvin Morris	2008
	64.0	Kelvin Hunter	2006
9.	58.0	Orshawante Bryant	2006
10.	57.0	Clarence Lawson	2007

Solo Tackles

1.	76	Alfred Phillips	2011
2.	70	Eddie Canonico	2008
3.	68	David Hyland	2012
4.	64	Reggie Doster	2008
5.	62	LaBrose Hedgemon	2011
6.	58	Kelvin Hunter	2006
7.	51	Brandon Taylor	2011
	51	Kelvin Morris	2008
	51	Orshawante Bryant	2006
10.	50	William Mulder	2012

Assisted Tackles

1.	51	Brandon Taylor	2011
2.	31	Alfred Phillips	2011
3.	29	Patrick Body	2010
4.	26	Justin Skaggs	2006
5.	26	Caesar Rayford	2011
6.	26	Kelvin Morris	2008
7.	26	Damon Mason	2008
8.	26	David Hyland	2012
9.	23	Eddie Canonico	2008
10.	22	Ryan Dennard	2007

Tackles-for-Loss

1.	13.0	Michael Lewis	2012
2.	12.0	Caesar Rayford	2011
3.	11.5	Michael Lewis	2011
4.	8.0	Keenan Mace	2012
5.	7.5	Caesar Rayford	2010
6.	7.0	Caesar Rayford	2012
	7.0	Dwayne Missouri	2008
8.	6.5	Gabe Long	2011
9.	6.0	Chris Solomona	2010
10.	5.0	Maurice Fountain	2008

Yards from TFL

1.	62	Keenan Mace	2012
2.	59	Caesar Rayford	2011
3.	55	Michael Lewis	2011
4.	53	Michael Lewis	2012
5.	37	Caesar Rayford	2010
6.	36	Caesar Rayford	2012
7.	30	Dwayne Missouri	2008
8.	27	Gabe Long	2011
9.	23	Garrett Smith	2007
10.	22	Maurice Fountain	2008

Sacks

1.	12.5	Michael Lewis	2012
2.	10.5	Michael Lewis	2011
3.	10.0	Caesar Rayford	2011
4.	7.5	Caesar Rayford	2012
5.	7.0	Keenan Mace	2012
6.	5.0	Caesar Rayford	2010
	5.0	Dwayne Missouri	2008
8.	4.0	Maurice Fountain	2008
9.	3.5	Gabe Long	2011
10.	3.0	Garrett Smith	2007
	3.0	Chris Janek	2007

Yards from Sacks

1.	53	Michael Lewis	2011
2.	53	Caesar Rayford	2011
3.	51	Michael Lewis	2012
4.	43	Keenan Mace	2012
5.	34	Caesar Rayford	2012
6.	29	Caesar Rayford	2010
7.	27	Dwayne Missouri	2008
8.	22	Garrett Smith	2007
9.	21	Gabe Long	2011
10.	19	Maurice Fountain	2008

Interceptions

1.	5	Carlton Brown	2012
	5	Orshawante Bryant	2007
3.	4	Ryan Dennard	2007
4		Kelvin Hunter	2006
4		Alfred Phillips	2011
6.	3	Kelvin Morris	2008
3		William Mulder	2011
3		William Mulder	2012
9.	2	14 times, Most recent:	
		Alfred Phillips	2012
		Josh Jones	2012

Pass Breakups

1.	18	Alfred Phillips	2011
2.	17	Kelvin Hunter	2006
3.	13	Kelvin Morris	2008
4.	11	Damon Mason	2008
5.	10	David Hyland	2012
6.	10	Eddie Canonico	2008
7.	9	Thal Woods	2006
8.	8	6 times, Most recent:	
		William Mulder	2012
		Alfred Phillips	2012
		Carlton Brown	2012

Forced Fumbles

1.	7	Michael Lewis	2011
2.	5	Brandon Taylor	2011
3.	3	Clarence Lawson	2007
3		Dwayne Missouri	2008
3		Justin Skaggs	2006
3		Caesar Rayford	2010
7.	2	8 times, Most recent:	
		Alfred Phillips	2011
		LaBrose Hedgemon	2011
		Caesar Rayford	2011

Fumbles Recovered

1.	6	Kelvin Morris	2008
2.	4	Caesar Rayford	2011
3.	3	Antwan Marsh	2012
3		Ryan Dennard	2007
3		Tom Pace	2006
3		Caesar Rayford	2010
3		Alfred Phillips	2011
3		Reggie Doster	2008
3		Kelvin Hunter	2006
3		Michael Lewis	2011

Blocked Kicks

1.	5	Caesar Rayford	2011
2.	3	Steve Konopka	2007
3.	2	John Culp	2006
2		John Culp	2007
2		Manuel Wright	2010
2		Rob Schroeder	2008
7.	1	7 times, Most recent:	
		Caesar Rayford	2012
		Dain Taylor	2012
		Jacob Hardwick	2012

Individual Career Records

Receptions

1.	409	Aaron Boone	2007-08,10-11
2.	302	Siaha Burley	2006-07
3.	251	Aaron Lesue	2010-12
4.	188	Tom Pace	2006-08
5.	184	Alvance Robinson	2011-12
6.	137	Ernie Pierce	2011-12
7.	128	Huey Whittaker	2007-08
8.	121	JJ McKevey	2008
9.	114	Orshawante Bryant	2006-07
10.	108	Tyson Poots	2012

Receiving Yards

1.	4,488	Aaron Boone	2007-08,10-11
2.	4,063	Siaha Burley	2006-07
3.	2,943	Aaron Lesue	2010-12
4.	2,340	Alvance Robinson	2011-12
5.	2,048	Tom Pace	2006-08
6.	1,587	Huey Whittaker	2007-08
7.	1,534	JJ McKevey	2008
8.	1,502	Ernie Pierce	2011-12
9.	1,370	Orshawante Bryant	2006-07
10.	1,167	Tyson Poots	2012

Receiving TDs

1.	103	Aaron Boone	2007-08,10-11
2.	93	Siaha Burley	2006-07
3.	88	Aaron Lesue	2010-12
4.	46	Alvance Robinson	2011-12
5.	38	JJ McKevey	2008
6.	37	Tom Pace	2006-08
7.	33	Huey Whittaker	2007-08
8.	30	Tyson Poots	2012
9.	28	Ernie Pierce	2011-12
10.	17	Justin Skaggs	2006-07
		Ryan Dennard	2006-07

Yards per Catch

1.	13.45	Siaha Burley	2006-07
2.	12.89	Ryan Dennard	2006-07
3.	12.72	Alvance Robinson	2011-12
4.	12.68	JJ McKevey	2008
5.	12.40	Huey Whittaker	2007-08
6.	12.30	Shaun Kauleinamoku	2012
7.	12.03	Akamu Aki	2010
8.	12.02	Orshawante Bryant	2006-07
		Wendall Williams	2010
10.	11.81	Chris Francies	2010

Receptions per Game

1.	9.74	Siaha Burley	2006-07
2.	8.70	Aaron Boone	2007-08,10-11
3.	6.85	Ernie Pierce	2011-12
4.	6.81	Alvance Robinson	2011-12
5.	5.98	Aaron Lesue	2010-12
6.	5.53	Tom Pace	2006-08
7.	4.56	Orshawante Bryant	2006-07
8.	2.92	Justin Skaggs	2006-07
9.	2.16	Ryan Dennard	2006-07
10.	1.05	J'Sharlon Jones	2007-08

Rushing Attempts

1.	91	Ben Stallings	2011-12
2.	69	Kevin Clemens	2006-07
3.	68	Tommy Grady	2011-12
4.	61	Rodney Filer	2008
5.	39	Joe Germaine	2006-08
6.	37	Damian Walker	2010
7.	29	Kautai Olevao	2006-08,10
8.	23	Tom Pace	2006-08
9.	23	Chris Robinson	2006-07
10.	20	Huey Whittaker	2007-08

Rushing Yards

1.	337	Ben Stallings	2011-12
2.	205	Rodney Filer	2008
3.	112	Kautai Olevao	2006-08,10
4.	106	Tommy Grady	2011-12
5.	98	Kevin Clemens	2006-07
6.	83	Chris Robinson	2006-07
7.	56	Damian Walker	2010
8.	25	Tom Pace	2006-08
9.	23	Alex Michael	2011-12
10.	18	3 times	

Rushing TDs

1.	23	Ben Stallings	2011-12
2.	14	Kevin Clemens	2006-07
3.	12	Tommy Grady	2011-12
		Rodney Filer	2008
		Joe Germaine	2006-08
6.	8	Huey Whittaker	2007-08
7.	5	Chris Robinson	2006-07
8.	4	Kautai Olevao	2006-08,10
		Justin Skaggs	2006-07
4		Frank Carter	2007

Yards per Rush

1.	3.70	Ben Stallings	2011-12
2.	3.36	Rodney Filer	2008
3.	1.56	Tommy Grady	2011-12
4.	1.51	Damian Walker	2010
5.	1.42	Kevin Clemens	2006-07
6.	1.03	Joe Germaine	2006-08

Yards per Game

1.	13.5	Ben Stallings	2011-12
2.	3.6	Kevin Clemens	2006-07
3.	3.2	Tommy Grady	2011-12
4.	3.1	Kautai Olevao	2006-08,10
5.	0.7	Tom Pace	2006-08
		Justin Skaggs	2006-07
7.	0.2	Ryan Dennard	2006-07
		Aaron Lesue	2010-12
		Siaha Burley	2006-07
10.	0.1	Ernie Pierce	2011-12

Total Offense Yards

1.	12,218	Joe Germaine	2006-08
2.	10,341	Tommy Grady	2011-12
3.	2,683	Brett Elliott	2010
4.	1,403	Andy Kelly	2006
5.	1,179	Jason Gesser	2006-08
6.	930	Todd Hammel	2011
7.	558	Mark Thorson	2010
8.	434	Michael Affleck	2010
9.	337	Ben Stallings	2011-12
10.	246	Jordan Rasmussen	2011

Total Offense yards per Game

1.	313.4	Tommy Grady	2011-12
2.	298.0	Joe Germaine	2006-08
3.	28.1	Jason Gesser	2006-08
4.	13.5	Ben Stallings	2011-12
5.	3.6	Kevin Clemens	2006-07
6.	3.1	Kautai Olevao	2006-08,10
7.	0.9	Orshawante Bryant	2006-07
8.	0.8	Tom Pace	2006-08
9.	0.8	Aaron Boone	2007-08,10-11
10.	0.7	Ernie Pierce	2011-12

Total Offense yards per Play

1.	8.50	Andy Kelly	2006
2.	7.98	Joe Germaine	2006-08
3.	7.88	Todd Hammel	2011
4.	7.43	Tommy Grady	2011-12
5.	7.37	Jason Gesser	2006-08
6.	6.23	Brett Elliott	2010
7.	5.87	Mark Thorson	2010
8.	5.11	Michael Affleck	2010
9.	3.70	Ben Stallings	2011-12
10.	3.36	Rodney Filer	2008

Individual Career Records

TDs Responsible For

1.	261	Tommy Grady	2011-12
2.	257	Joe Germaine	2006-08
3.	105	Aaron Boone	2007-08,10-11
4.	93	Siaha Burley	2006-07
5.	90	Aaron Lesue	2010-12
6.	61	Brett Elliott	2010
7.	48	Alvance Robinson	2011-12
8.	41	Tom Pace	2006-08
9.	41	Huey Whittaker	2007-08
10.	38	JJ McKelvey	2008

All Purpose Yards

1.	5,069	Siaha Burley	2006-07
2.	4,512	Aaron Boone	2007-08,10-11
3.	3,647	Alvance Robinson	2011-12
4.	3,590	Tom Pace	2006-08
5.	3,089	Aaron Lesue	2010-12
6.	2,951	Chris Bocage	2011-12
7.	1,881	J'Sharon Jones	2007-08
8.	1,860	Brandon Hampton	2010
9.	1,601	Huey Whittaker	2007-08
10.	1,553	Ernie Pierce	2011-12

All Purpose Yards per Game

1.	163.5	Siaha Burley	2006-07
2.	135.1	Alvance Robinson	2011-12
3.	105.6	Tom Pace	2006-08
4.	96.0	Aaron Boone	2007-08,10-11
5.	85.5	J'Sharon Jones	2007-08
6.	77.7	Ernie Pierce	2011-12
7.	73.5	Aaron Lesue	2010-12
8.	59.5	Orshawatte Bryant	2006-07
9.	34.9	Justin Skaggs	2006-07
10.	30.4	Ryan Dennard	2006-07

Total Points Scored

1.	632	Aaron Boone	2007-08,10-11
2.	558	Siaha Burley	2006-07
3.	544	Aaron Lesue	2010-12
4.	346	Steve Videtich	2006-08
5.	292	Alvance Robinson	2011-12
6.	250	Huey Whittaker	2007-08
7.	242	Tom Pace	2006-08
8.	228	JJ McKelvey	2008
9.	194	Ernie Pierce	2011-12
10.	188	Tyson Fouts	2012

Touchdowns Scored

1.	104	Aaron Boone	2007-08,10-11
2.	93	Siaha Burley	2006-07
3.	90	Aaron Lesue	2010-12
4.	48	Alvance Robinson	2011-12
5.	41	Huey Whittaker	2007-08
6.	40	Tom Pace	2006-08
7.	38	JJ McKelvey	2008
8.	32	Ernie Pierce	2011-12
9.	31	Tyson Fouts	2012
10.	23	Ben Stallings	2011-12

Points Scored Kicking

1.	346	Steve Videtich	2006-08
2.	170	Kyle Brotzman	2001-12
3.	94	Ben Scott	2010
4.	69	Steve Azar	2008
5.	43	Greg Gunderson	2011
6.	20	Andrew Aguilera	2011
7.	5	John Wehrle	2011
8.	4	Kenny Byrd	2010

PAT Kicks Made

1.	274	Steve Videtich	2006-08
2.	165	Kyle Brotzman	2011-12
3.	70	Ben Scott	2010
4.	63	Steve Azar	2008
5.	43	Greg Gunderson	2011
6.	20	Andrew Aguilera	2011
7.	5	John Wehrle	2011
8.	4	Kenny Byrd	2010

PAT Kicks Attempted

1.	299	Steve Videtich	2006-08
2.	201	Kyle Brotzman	2011-12
3.	88	Ben Scott	2010
4.	68	Steve Azar	2008
5.	53	Greg Gunderson	2011
6.	26	Andrew Aguilera	2011
7.	12	John Wehrle	2011
8.	10	Kenny Byrd	2010

PAT Kick Percentage

1.	92.6%	Steve Azar	2008
2.	91.6%	Steve Videtich	2006-08
3.	82.1%	Kyle Brotzman	2011-12
4.	81.1%	Greg Gunderson	2011
5.	79.5%	Ben Scott	2010
6.	76.9%	Andrew Aguilera	2011
7.	41.7%	John Wehrle	2011
8.	40.0%	Kenny Byrd	2010

Field Goals Made

1.	24	Steve Videtich	2006-08
2.	8	Ben Scott	2010
3.	2	Steve Azar	2008
4.	1	Kyle Brotzman	2011-12

Field Goals Attempted

1.	50	Steve Videtich	2006-08
2.	15	Ben Scott	2010
3.	6	Steve Azar	2008
4.	4	Kyle Brotzman	2011-12
4.	4	Kenny Byrd	2010
6.	1	Andrew Aguilera	2011

Field Goal Percentage

1.	53.3%	Ben Scott	2010
2.	48.0%	Steve Videtich	2006-08
3.	33.3%	Steve Azar	2008

Kick Returns

1.	114	Chris Bocage	2011-12
2.	92	J'Sharon Jones	2007-08
3.	80	Tom Pace	2006-08
4.	71	Brandon Hampton	2010
5.	68	Alvance Robinson	2011-12
6.	51	Siaha Burley	2006-07
7.	48	Clarence Lawson	2007
8.	23	Shaun Kauleinamoku	2012
9.	20	Aaron Lesue	2010-12
10.	14	Kevin Moffett	2006-07

Kick Return Yards

1.	2,484	Chris Bocage	2011-12
2.	1,715	Brandon Hampton	2010
3.	1,628	J'Sharon Jones	2007-08
4.	1,499	Tom Pace	2006-08
5.	1,307	Alvance Robinson	2011-12
6.	946	Siaha Burley	2006-07
7.	911	Clarence Lawson	2007
8.	424	Shaun Kauleinamoku	2012
9.	379	Kevin Moffett	2006-07
10.	228	Justin Phinisee	2010

Kick Return TDs

1.	5	Chris Bocage	2011-12
2.	4	Brandon Hampton	2010
3.	3	Ernie Pierce	2011-12
4.	2	Alvance Robinson	2011-12
2	2	Kevin Moffett	2006-07
2	2	Clarence Lawson	2007
7.	1	Patrick Body	2010
1	1	Aaron Boone	2007-08,10-11
1	1	J'Sharon Jones	2007-08
1	1	Antwan Marsh	2012

Yards per Kick Return

1.	24.15	Brandon Hampton	2010
2.	21.79	Chris Bocage	2011-12
3.	19.22	Alvance Robinson	2011-12
4.	18.98	Clarence Lawson	2007
5.	18.74	Tom Pace	2006-08
6.	18.55	Siaha Burley	2006-07
7.	18.43	Shaun Kauleinamoku	2012
8.	17.70	J'Sharon Jones	2007-08
9.	6.90	Aaron Lesue	2010-12

Individual Career Records

Combined Kick Returns

1.	118	Chris Bocage	2011-12
2.	95	J'Sharon Jones	2007-08
3.	82	Tom Pace	2006-08
4.	73	Brandon Hampton	2010
5.	68	Alvance Robinson	2011-12
6.	55	Siaha Burley	2006-07
7.	51	Clarence Lawson	2007
8.	24	Shaun Kauleinamoku	2012
9.	20	Aaron Lesue	2010-12
10.	14	Kevin Moffett	2006-07

Combined Kick Return Yards

1.	2,547	Chris Bocage	2011-12
2.	1,751	Brandon Hampton	2010
3.	1,669	J'Sharon Jones	2007-08
4.	1,511	Tom Pace	2006-08
5.	1,307	Alvance Robinson	2011-12
6.	1,001	Siaha Burley	2006-07
7.	934	Clarence Lawson	2007
8.	442	Shaun Kauleinamoku	2012
9.	379	Kevin Moffett	2006-07
10.	228	Justin Phinisee	2010

Combined Kick Return TDs

1.	5	Chris Bocage	2011-12
2.	4	Brandon Hampton	2010
3.	3	Ernie Pierce	2011-12
4.	2	Alvance Robinson	2011-12
2		Kevin Moffett	2006-07
2		Clarence Lawson	2007
7.	1	Patrick Body	2010
1		Aaron Boone	2007-08,10-11
1		J'Sharon Jones	2007-08
1		Antwan Marsh	2012

Total Tackles

1.	141.5	Alfred Phillips	2011-12
2.	117.0	Brandon Taylor	2010-11
3.	86.5	Orshawante Bryant	2006-07
4.	86.0	William Mulder	2011-12
5.	81.5	Eddie Canonico	2008
6.	81.0	David Hyland	2012
7.	78.0	LaBrose Hedgemon	2011-12
8.	73.0	Reggie Doster	2008
9.	72.5	Justin Skaggs	2006-07
10.	68.0	Caesar Rayford	2010-12

Solo Tackles

1.	116	Alfred Phillips	2011-12
2.	85	Brandon Taylor	2010-11
3.	77	William Mulder	2011-12
4.	72	Orshawante Bryant	2006-07
5.	70	Eddie Canonico	2008
6.	68	David Hyland	2012
7.	67	LaBrose Hedgemon	2011-12
8.	64	Reggie Doster	2008
9.	58	Kevin Hunter	2006
10.	55	Justin Skaggs	2006-07

Assisted Tackles

1.	64	Brandon Taylor	2010-11
2.	51	Alfred Phillips	2011-12
3.	40	Caesar Rayford	2010-12
4.	35	Justin Skaggs	2006-07
5.	34	Ryan Dennard	2006-07
6.	31	Kautai Oleavao	2006-08,10
31		Michael Lewis	2011-12
8.	29	Orshawante Bryant	2006-07
29		Vaka Manupuna	2008,10
29		Patrick Body	2010

Tackles-for-Loss

1.	26.5	Caesar Rayford	2010-12
2.	24.5	Michael Lewis	2011-12
3.	8.0	Keenan Mace	2012
4.	7.0	Chris Solomona	2010-11
7.0		Dwayne Missouri	2008
6.	6.5	Gabe Long	2011
6.5		Chris Janek	2007-08
8.	5.0	Vaka Manupuna	2008,10
5.0		Maurice Fountain	2008
10.	4.5	Frank Carter	2007

Yards from TFL

1.	132	Caesar Rayford	2010-12
2.	108	Michael Lewis	2011-12
3.	62	Keenan Mace	2012
4.	32	Chris Janek	2007-08
5.	31	Vaka Manupuna	2008,10
6.	30	Dwayne Missouri	2008
7.	27	Gabe Long	2011
8.	24	Chris Solomona	2010-11
9.	23	Garrett Smith	2006-07,10
10.	22	Maurice Fountain	2008

Sacks

1.	23.0	Michael Lewis	2011-12
2.	22.5	Caesar Rayford	2010-12
3.	7.0	Keenan Mace	2012
4.	5.5	Chris Janek	2007-08
5.	5.0	Dwayne Missouri	2008
6.	4.5	Vaka Manupuna	2008,10
7.	4.0	Maurice Fountain	2008
8.	3.5	Gabe Long	2011
3.5		Chris Solomona	2010-11
10.	3.0	Garrett Smith	2006-07,10

Yards from Sacks

1.	116	Caesar Rayford	2010-12
2.	104	Michael Lewis	2011-12
3.	43	Keenan Mace	2012
4.	31	Vaka Manupuna	2008,10
5.	28	Chris Janek	2007-08
6.	27	Dwayne Missouri	2008
7.	22	Garrett Smith	2006-07,10
8.	21	Gabe Long	2011
9.	19	Maurice Fountain	2008
10.	16	Chris Solomona	2010-11

Interceptions

1.	7	Orshawante Bryant	2006-07
2.	6	Alfred Phillips	2011-12
6		William Mulder	2011-12
4.	5	Carlton Brown	2008,12
5		Ryan Dennard	2006-07
6.	4	Kevin Hunter	2006
7.	3	Kevin Morris	2008
8.	2	12 tied	

Pass Breakups

1.	26	Alfred Phillips	2011-12
2.	17	Kevin Hunter	2006
3.	14	Caesar Rayford	2010-12
4.	13	Kevin Morris	2008
13		William Mulder	2011-12
6.	11	Damon Mason	2008
11		J'Sharon Jones	2007-08
8.	10	Eddie Canonico	2008
10		Brandon Taylor	2010-11
10		David Hyland	2012

Forced Fumbles

1.	8	Michael Lewis	2011-12
2.	7	Brandon Taylor	2010-11
3.	6	Caesar Rayford	2010-12
4.	3	Vaka Manupuna	2008,10
3		Dwayne Missouri	2008
3		Justin Skaggs	2006-07
3		Clarence Lawson	2007
8.	2	6 tied	

Fumbles Recovered

1.	7	Caesar Rayford	2010-12
2.	6	Kevin Morris	2008
3.	5	Ryan Dennard	2006-07
5		Michael Lewis	2011-12
5.	3	Antwan Marsh	2012
3		Vaka Manupuna	2008,10
3		Kevin Hunter	2006
3		Tom Pace	2006-08
3		Reggie Doster	2008
3		Alfred Phillips	2011-12

Blocked Kicks

1.	6	Caesar Rayford	2010-12
2.	4	John Culp	2006-08
3.	3	Steve Konopka	2007
4.	2	Manuel Wright	2010
2		Rob Schroeder	2008
6.	1	Hans Olsen	2006-07
1		Garrett Smith	2006-07,10
1		Jacob Hardwick	2012
1		Aaron Hamilton	2006
1		Dain Taylor	2012
1		Patrick Body	2010

***ARENA FOOTBALL
LEAGUE***



2012 All-Arena Offense

First-Team

QB Tommy Grady | Utah Blaze
 FB Derrick Ross | Philadelphia Soul
 WR Aaron Lesué | Utah Blaze
 WR Maurice Purify | Arizona Rattlers
 WR Jesse Schmidt | Iowa Barnstormers
 C Kyle Young | Arizona Rattlers
 OL Rich Ranglin | San Jose SaberCats
 OL Michael Huey | Arizona Rattlers
 K Kenny Spencer | Spokane Shock

Second-Team

QB Nick Davila | Arizona Rattlers
 FB Odie Armstrong | Arizona Rattlers
 WR Reggie Gray | Chicago Rush
 WR Tiger Jones | Philadelphia Soul
 WR Dominic Goodman | Cleveland Gladiators
 C Billy Eisenhardt | Chicago Rush
 OL George Bussey | Tampa Bay Storm
 OL Manny Akah | San Jose SaberCats
 K Nich Pertuit | San Jose SaberCats

2012 All-Arena Defense

First-Team

DL Joe Sykes | San Jose SaberCats
 DL Mike Lewis | Utah Blaze
 DL Victor Degrate | San Antonio Talons
 MLB Aaron Robbins | Jacksonville Sharks
 JLB Alvin Ray Jackson | New Orleans VooDoo
 DB Kent Richardson | Philadelphia Soul
 DB Jason Simpson | Iowa Barnstormers
 DB Terrance Sanders | Spokane Shock
 ST PJ Berry | Pittsburgh Power

Second-Team

DL Scooter Berry | Jacksonville Sharks
 DL Bryan Robinson | Philadelphia Soul
 DL Luis Vasquez | Milwaukee Mustangs
 MLB Francis Maka | San Jose SaberCats
 JLB Marcus Everett | Milwaukee Mustangs
 DB Arkeith Brown | Arizona Rattlers
 DB Jeremy Kellern | New Orleans VooDoo
 DB Tracy Belton | Georgia Force
 ST Terrance Sanders | Spokane Shock

2012 AFL Awards

National Guard MVP of the Year
 QB Tommy Grady | Utah Blaze

Russell Offensive Player of the Year
 QB Tommy Grady | Utah Blaze

Riddell Defensive Player of the Year
 DL Joe Sykes | San Jose SaberCats

J. Lewis Small Ironman of the Year
 WR Jeff Hughley | Philadelphia Soul

NET10 Head Coach of the Year
 Ron James | Utah Blaze

NET10 Assistant Coach of the Year
 Matthew Sauk | Utah Blaze

NET10 Rookie of the Year
 WR Jared Perry | Chicago Rush

AVITAE Kicker of the Year
 K Kenny Spencer | Spokane Shock

RevHoney Defensive Back of the Year
 DB Kent Richardson | Philadelphia Soul

Cutters Wide Receiver of the Year
 WR Jesse Schmidt | Iowa Barnstormers

Spalding Offensive Lineman of the Year
 OL Kyle Young | Arizona Rattlers

Game Tape Exchange Defensive Lineman of the Year
 DL Joe Sykes | San Jose SaberCats

National Guard Community MVP of the Year
 DB David Hyland | Utah Blaze

Al Lucas AFL Pulse Hero Award
 QB John Dutton | Cleveland Gladiators

Official of the Year
 Dave Cutaia



2013 AFL SCHEDULE

WWW.UTBLAZE.COM

@UTBLAZE

All Times Eastern. Game are Subject to Change

WEEK 1

SATURDAY, MARCH 23

Utah Blaze @ Pittsburgh Power	6:00 PM
Jacksonville Sharks @ Tampa Bay Storm	7:30 PM
Iowa Barnstormers @ Chicago Rush	8:00 PM
San Jose SaberCats @ San Antonio Talons	8:30 PM
Philadelphia Soul @ Arizona Rattlers	9:00 PM
SUNDAY, MARCH 24	
Spokane Shock @ Cleveland Gladiators	1:00 PM
Orlando Predators @ New Orleans VooDoo	4:00 PM

WEEK 2

FRIDAY, MARCH 29

Jacksonville Sharks @ Pittsburgh Power	7:00 PM
Arizona Rattlers @ Utah Blaze	9:30 PM
Orlando Predators @ San Jose SaberCats	10:30 PM
SATURDAY, MARCH 30	
Cleveland Gladiators @ Tampa Bay Storm	7:30 PM
Iowa Barnstormers @ New Orleans VooDoo	8:00 PM
SUNDAY, MARCH 31	
Spokane Shock @ Chicago Rush	4:00 PM

WEEK 3

FRIDAY, APRIL 5

Spokane Shock @ Iowa Barnstormers	8:05 PM
Chicago Rush @ San Antonio Talons	8:30 PM
SATURDAY, APRIL 6	
Jacksonville Sharks @ Cleveland Gladiators	7:00 PM
Philadelphia Soul @ Orlando Predators	7:30 PM
San Jose SaberCats @ Arizona Rattlers	9:00 PM
Tampa Bay Storm @ Utah Blaze	10:00 PM

WEEK 4

FRIDAY, APRIL 12

New Orleans VooDoo @ Jacksonville Sharks	8:00 PM
San Antonio Talons @ Tampa Bay Storm	8:00 PM
Arizona Rattlers @ Spokane Shock	10:00 PM
SATURDAY, APRIL 13	
Philadelphia Soul @ Iowa Barnstormers	7:00 PM
SUNDAY, APRIL 14	
Pittsburgh Power @ Chicago Rush	4:00 PM

WEEK 5

FRIDAY, APRIL 19

Tampa Bay Storm @ Orlando Predators	7:30 PM
Iowa Barnstormers @ Jacksonville Sharks	8:00 PM
Pittsburgh Power @ New Orleans VooDoo	8:30 PM
Spokane Shock @ San Jose SaberCats	10:30 PM
SATURDAY, APRIL 20	
Cleveland Gladiators @ Philadelphia Soul	7:05 PM
San Antonio Talons @ Arizona Rattlers	9:00 PM
Chicago Rush @ Utah Blaze	9:00 PM

WEEK 6

FRIDAY, APRIL 26

Chicago Rush @ Iowa Barnstormers	8:05 PM
SATURDAY, APRIL 27	
Utah Blaze @ Cleveland Gladiators	7:00 PM
Jacksonville Sharks @ Philadelphia Soul	7:05 PM
San Jose SaberCats @ New Orleans VooDoo	8:00 PM
Tampa Bay Storm @ Spokane Shock	10:00 PM
SUNDAY, APRIL 28	
San Antonio Talons @ Pittsburgh Power	2:00 PM
Orlando Predators @ Arizona Rattlers	6:00 PM

WEEK 7

FRIDAY, MAY 3

Iowa Barnstormers @ San Antonio Talons	8:30 PM
SATURDAY, MAY 4	
Orlando Predators @ Pittsburgh Power	7:00 PM
Arizona Rattlers @ Jacksonville Sharks	7:00 PM
New Orleans VooDoo @ Tampa Bay Storm	7:30 PM
Philadelphia Soul @ Chicago Rush	8:00 PM
Spokane Shock @ Utah Blaze	9:00 PM
Cleveland Gladiators @ San Jose SaberCats	10:30 PM

WEEK 8

SATURDAY, MAY 11

Chicago Rush @ Cleveland Gladiators	7:00 PM
Pittsburgh Power @ Philadelphia Soul	7:05 PM
New Orleans VooDoo @ Iowa Barnstormers	8:05 PM
Utah Blaze @ Arizona Rattlers	9:00 PM
Jacksonville Sharks @ San Antonio Talons	9:30 PM
Orlando Predators @ Spokane Shock	10:00 PM
Tampa Bay Storm @ San Jose SaberCats	10:30 PM

WEEK 9

FRIDAY, MAY 17

New Orleans VooDoo @ Spokane Shock	10:00 PM
SATURDAY, MAY 18	
Orlando Predators @ Philadelphia Soul	7:00 PM
Tampa Bay Storm @ Pittsburgh Power	7:00 PM
San Jose SaberCats @ Jacksonville Sharks	7:00 PM
San Antonio Talons @ Cleveland Gladiators	7:00 PM
Iowa Barnstormers @ Utah Blaze	9:00 PM
SUNDAY, MAY 19	
Arizona Rattlers @ Chicago Rush	4:00 PM

WEEK 10

FRIDAY, MAY 24

Spokane Shock @ San Antonio Talons	8:30 PM
SATURDAY, MAY 25	
Cleveland Gladiators @ Pittsburgh Power	7:00 PM
Philadelphia Soul @ Tampa Bay Storm	7:30 PM
Jacksonville Sharks @ Orlando Predators	7:30 PM
Chicago Rush @ New Orleans VooDoo	8:00 PM
Iowa Barnstormers @ Arizona Rattlers	9:00 PM
Utah Blaze @ San Jose SaberCats	10:30 PM

WEEK 11

SATURDAY, JUNE 1

Pittsburgh Power @ Jacksonville Sharks	7:00 PM
Arizona Rattlers @ Philadelphia Soul	7:05 PM
Chicago Rush @ Orlando Predators	7:30 PM
Cleveland Gladiators @ New Orleans VooDoo	8:00 PM
Tampa Bay Storm @ Iowa Barnstormers	8:05 PM
San Jose SaberCats @ Spokane Shock	10:00 PM

MONDAY, JUNE 3

Utah Blaze @ San Antonio Talons	8:30 PM
---------------------------------	---------

WEEK 12

FRIDAY, JUNE 7

Iowa Barnstormers @ Cleveland Gladiators	7:30 PM
Utah Blaze @ Chicago Rush	8:30 PM

SATURDAY, JUNE 8

New Orleans VooDoo @ Philadelphia Soul	7:05 PM
Orlando Predators @ Tampa Bay Storm	7:30 PM
Arizona Rattlers @ San Antonio Storm	8:30 PM
Jacksonville Sharks @ Spokane Shock	10:00 PM
Pittsburgh Power @ San Jose SaberCats	10:30 PM

WEEK 13

FRIDAY, JUNE 14

San Antonio Talons @ Chicago Rush	8:30 PM
-----------------------------------	---------

SATURDAY, JUNE 15

Philadelphia Soul @ Pittsburgh Power	7:00 PM
Cleveland Gladiators @ Orlando Predators	7:30 PM
Tampa Bay Storm @ New Orleans VooDoo	8:00 PM
San Jose SaberCats @ Iowa Barnstormers	8:05 PM
Spokane Shock @ Arizona Rattlers	9:00 PM
Jacksonville Sharks @ Utah Blaze	9:00 PM

WEEK 14

FRIDAY, JUNE 21

Utah Blaze @ Spokane Shock	10:00 PM
----------------------------	----------

SATURDAY, JUNE 22

Cleveland Gladiators @ Jacksonville Sharks	7:00 PM
Iowa Barnstormers @ Philadelphia Soul	7:05 PM
Pittsburgh Power @ Orlando Predators	7:30 PM
Chicago Rush @ Tampa Bay Storm	7:30 PM
San Antonio Talons @ New Orleans VooDoo	8:00 PM
Arizona Rattlers @ San Jose SaberCats	10:30 PM

WEEK 15

SATURDAY, JUNE 29

Orlando Predators @ Jacksonville Sharks	7:00 PM
New Orleans VooDoo @ Pittsburgh Power	7:00 PM
Philadelphia Soul @ Cleveland Gladiators	7:00 PM
San Antonio Talons @ Iowa Barnstormers	8:05 PM
San Jose SaberCats @ Utah Blaze	9:00 PM

WEEK 16

SATURDAY, JULY 6

Pittsburgh Power @ Cleveland Gladiators	7:00 PM
Chicago Rush @ Philadelphia Soul	7:05 PM
Spokane Shock @ Tampa Bay Storm	7:30 PM
Arizona Rattlers @ Orlando Predators	7:30 PM
New Orleans VooDoo @ Utah Blaze	9:00 PM
San Antonio Talons @ San Jose SaberCats	10:30 PM

WEEK 17

FRIDAY, JULY 12

Utah Blaze @ Philadelphia Soul	7:35 PM
--------------------------------	---------

SATURDAY, JULY 13

Spokane Shock @ Jacksonville Sharks	7:00 PM
Iowa Barnstormers @ Orlando Predators	7:30 PM
Cleveland Gladiators @ Chicago Rush	8:00 PM
San Jose SaberCats @ Pittsburgh Power	8:30 PM
Tampa Bay Storm @ San Antonio Talons	8:30 PM
New Orleans VooDoo @ Arizona Rattlers	9:00 PM

WEEK 18

FRIDAY, JULY 19

San Antonio Talons @ Spokane Shock	10:00 PM
------------------------------------	----------

SATURDAY, JULY 20

Orlando Predators @ Cleveland Gladiators	7:00 PM
Pittsburgh Power @ Tampa Bay Storm	7:30 PM
Jacksonville Sharks @ New Orleans VooDoo	8:00 PM
Utah Blaze @ Iowa Barnstormers	8:05 PM
Chicago Rush @ Arizona Rattlers	9:00 PM
Philadelphia Soul @ San Jose SaberCats	10:30 PM

WEEK 19

FRIDAY, JULY 26

Pittsburgh Power @ Spokane Shock	10:00 PM
----------------------------------	----------

SATURDAY, JULY 27

Tampa Bay Storm @ Jacksonville Sharks	7:00 PM
New Orleans VooDoo @ Orlando Predators	7:30 PM
San Jose SaberCats @ Chicago Rush	8:00 PM
Arizona Rattlers @ Iowa Barnstormers	8:05 PM
Philadelphia Soul @ San Antonio Talons	9:00 PM
Cleveland Gladiators @ Utah Blaze	9:00 PM





2013 AFL SCHEDULE

WWW.UTBLAZE.COM

@UTBLAZE



ARENA FOOTBALL SATURDAY

WK	DATE	MATCHUP	TIME
1	March 23	Philadelphia @ Arizona	8:00 PM
2	March 30	Iowa @ New Orleans	7:00 PM
3	April 6	San Jose @ Arizona	8:30 PM
4	April 13	Philadelphia @ Iowa	7:00 PM
5	April 20	Chicago @ Utah	10:00 PM
6	April 27	Tampa Bay @ Spokane	10:00 PM
7	May 4	Philadelphia @ Chicago	9:00 PM
8	May 11	Jacksonville @ San Antonio	9:30 PM
9	May 18	Orlando @ Philadelphia	7:00 PM
10	May 25	Chicago @ New Orleans	9:00 PM
11	June 1	San Jose @ Spokane	10:00 PM
12	June 8	Orlando @ Tampa Bay	7:30 PM
13	June 15	Jacksonville @ Utah	9:00 PM
14	June 22	Arizona @ San Jose	10:30 PM
15	June 29	Orlando @ Jacksonville	7:00 PM
16	July 6	Arizona @ Orlando	7:30 PM
17	July 13	San Jose @ Pittsburgh	7:00 PM
18	July 20	Orlando @ Cleveland	7:00 PM
19	July 27	Philadelphia @ San Antonio	9:00 PM

All Times Eastern. Games Subject to Change

PLAYOFFS - FIRST ROUND

August 3-4

CONFERENCE CHAMPIONSHIPS

August 10-11

ARENABOWL XXVI

August 17



PLAYOFF QUALIFICATION

FIELD

- An indoor padded surface 85 feet wide and 50 yards long with eight-yard end zones.
- Goal posts are nine feet wide with a crossbar height of 15 feet (NFL goal posts are 18-1/2 feet wide with the crossbar at 10 feet).

SELECTION OF TEAMS

Eight teams qualify for the playoffs, four from each conference-- American and National. The four qualifying teams in each conference consist of the two division champions and two Wildcards, determined by best overall record. Seeding in each conference is based on overall record, with the top two seeds in each conference reserved for the division champions, regardless of record. In the First Round, August 2-3, the first two seeds in each conference are the two division winners. The next two teams are seeded by next best two overall records. Teams ranked 1 and 2 earn home playoff games with 1 hosting 4 and 2 hosting 3. In the Conference Championship Round, August 10-11 the winner of the 1-4 game plays the winner of the 2-3 game. The home team is decided by the team with the higher seed. The winners of the Second Round will face off in ArenaBowl XXVI on August 17th.

Tiebreaking Procedures

If, at the end of the regular season, two or more clubs in the same division are tied with identical won-lost percentages, the following steps will be taken to determine rank.

Division Champions

If two teams are tied for Division Champions...

1. Record in head-to-head games
2. Record within the Division
3. Record against common opponents
4. Point differential in head-to-head games
5. Point differential in games against common opponents
6. Coin toss

Wildcard

1. Record in head-to-head games
2. Record within the Conference
3. Record against common opponents
4. Point differential in head-to-head games
5. Point differential in games against common opponents
6. Coin toss

COMMISSIONER JERRY B. KURZ



Jerry B. Kurz returns for his 27th season of Arena Football and fourth season as the AFL's Commissioner. Out-tenured only by the creator of Arena Football, Jim Foster, Kurz has dedicated his life to furthering the sport with a strong business ethic and core values meant to bring the highest quality product to the ever-growing fan base of arena football fans.

In his time as the president of the AFL, the League saw extensive growth in small-to-mid sized markets, building an extremely dedicated fan base across the country. That foundation helped to fuel the return of the Arena Football League in 2010 after a year on hiatus due to financial instability. Kurz and a group of enthusiastic investors arranged the acquisition of the AFL's assets in bankruptcy court in late 2009 and revived the League in early 2010, fulfilling the promise that Arena Football would be played in 2010.

Kurz has also served as the AFL's Vice President of International Development, where he was in charge of the League's international exposure. During his tenure, he was responsible for administering the H3 Visa program, allowing international players to play for AFL teams stateside. He also arranged and executed all internationally played games for the Arena Football League.

Arena Football isn't Kurz's only claim to fame. He is also a founding member of Gridiron Enterprises, Inc., a sports consulting firm based out of Chicago. Gridiron Enterprises, consisting of Kurz, Foster and attorney William Niro, is the original founder of the AFL. Kurz has been a player, a coach, a general manager and an owner during his lifelong involvement with the game of football. He is also a member of four football Halls of Fame, including membership in the first class of the Arena Football Hall of Fame as well as membership in the arenafootball2 Hall of Fame.

Kurz attended the University of Oklahoma as an undergraduate and later earned his Juris Doctor Degree at Northern Illinois. Kurz is a licensed attorney in Illinois and operated a law firm with his wife, Kathryn Hall, for 20 years. Jerry and his wife, Kathryn, have one son named Matthew, who currently serves as the Director of Player Personnel for the AFL.

FANS' BILL OF RIGHTS

In furtherance of our Mission Statement, we, the players, coaches, officials, staff and owners of the AFL are thankful to the Fans that we serve, appreciate their support and dedicate ourselves collectively to protecting their rights as the greatest sports and entertainment Fans in the world.

We believe that every Fan is entitled to a wholesome environment for guests and family members, free of violence, profane gestures and language or rude and invasive behavior that could in any way interfere with a first-class entertainment experience.

We believe that every Fan demands that we maintain absolute respect for the game of Arena Football and maintain the integrity of the finest of fair competition at all times.

We believe that every Fan deserves our very best effort on a consistent basis, on every play on the field, every action in the stands, every call to our office, and every involvement in our community.

We believe that every Fan is entitled to a total entertainment experience at an affordable cost for all members of the family from the time they arrive at the arena to the time they depart.

We believe that every Fan should receive the very best in competitive football, entertainment, merchandise, food and beverage for their purchasing power.

We believe that every Fan is entitled to interact with and have access to players and coaches for autographs and conversation in recognition of their support at every game.

We believe that Fans are entitled to fast, accurate, and complete information about our players, coaches, league, games, and performance.

We believe that Fans expect the Arena Football League to be comprised of gentlemen and ladies who are examples and role models for youth, free of physical violence, drugs, alcohol, and gambling abuse.

We believe that Fans expect us to honor our country and to be involved in our communities to make contributions for a better, safer, and more positive place to live.

We believe that Fans should know that we are committed to serve and not to be served, to give and not to just take, and to inspire and encourage people to higher levels of personal and professional achievement, growth, maturity, and respect for each other.

MISSION STATEMENT

To serve our community with pride and passion as a quality example of individual and team excellence on the field, in the office, at the arena and within the community by consistently exceeding our customers' expectations by demonstrating the highest character, appreciation and respect for our game, customers, teammates and partners as a cost-effective and visionary organization providing a total entertainment experience.™

FIELD

- An indoor padded surface 85 feet wide and 50 yards long with eight-yard end zones.
- Goal posts are nine feet wide with a crossbar height of 15 feet (NFL goal posts are 18-1/2 feet wide with the crossbar at 10 feet).
- The goal-side rebound nets are 30 feet wide by 32 feet high. The bottoms of the nets are eight feet above the ground.
- Sideline barriers are 48 inches high and made of high-density foam rubber.

EQUIPMENT

- The official football is the same size and weight as the National Football League ball. Each ball is manufactured by Spalding, a division of Russell Corporation.

PLAYERS AND FORMATIONS

- Eight players on the field; 20-man active roster; four-man inactive roster.
- Players may play both offense and defense.
- Substitution: Coaches are permitted to substitute players at will.
- Four (4) offensive players must line up on the line of scrimmage.
- Three (3) defensive players must be down linemen (in a three- or four-point stance). One linebacker may blitz on either side of the center. Alignment is two-or-more yards off the line of scrimmage. No stunting or twisting.
- Offensive motion: One receiver may go in forward motion before the snap.

TIMING

- Four 15-minute quarters with a 15-minute halftime.
- The clock stops for out-of-bounds plays or incomplete passes only in the last minute of each half and when the referee deems it necessary for penalties, injuries or timeouts.
- Each team is allowed three (3) timeouts per half.

MOVEMENT OF THE BALL AND SCORING

- Four (4) downs are allowed to advance the ball 10 yards for a first down, or to score.
- Six (6) points for a touchdown.
- One (1) point for a conversion by place kick after a touchdown, two (2) points for a conversion by drop kick and two (2) points for a successful run or pass after a touchdown.
- Three (3) points for a field goal by placement or four (4) points for a field goal by drop kick.
- Two (2) points for a safety.

KICKING

- Kickoffs are from the goal line. Kickers may use a one-inch tee.
- Punting is illegal. On fourth down, a team may go for a first down, touchdown or field goal.
- The receiving team may field any kickoff or missed field goal that rebounds off the net.
- Any untouched kickoff, which is out of bounds, will be placed at the 20-yard line or the place where it went out-of-bounds, whichever is more advantageous to the receiving team.

PASSING

- Receivers must have one foot inbounds for a catch. A forward pass that rebounds off the rebound net or sideline barrier is a live ball and is in play until it touches the playing surface.

OVERTIME RULES

- Overtime periods are 15 minutes for both the regular season and the playoffs.
- Each team gets one possession to score. If, after each team has had one possession, one team is ahead, that team wins. If the teams are tied after each has had a possession, the next team to score wins.

ROSTER LIMITS

From the first day the League allows the signing of free-agent players until the first league-sanctioned cut-down date, teams are prohibited from having more than 35 players on their roster. Players listed on the active list or free-agent signees are considered eligible to be counted for the 35-man roster. Teams will be required to reduce their active lists to 28 players by 5 p.m. CST 14 days before the first regular season game and to 24 players by 5 p.m. CST seven days before the first regular season game. Each team may maintain a maximum 20-player roster and 4-player practice squad during the season. In a documented emergency, a team may add an emergency kicker to their roster, no later than one hour before kickoff.

TRADES

The trading period began on November 5, 2012 and will end at 5 p.m. CST on Monday, June 10, 2013. Upon reporting to his new team, each traded player must pass the physical given by his new team. Failure to pass the physical and/or failure to report will nullify the trade.

RESERVE LISTS

The reserve list of each team consists of the following categories; retired, refused to report, inactive reserve, injured reserve, suspended, other league exempt and physically unable to perform.

INJURED RESERVE

A player who is placed on injured reserve list must remain on injured reserve for a minimum of four weeks. Training camp weeks will not count against that total. Teams activating players from their injured reserve list must do so no less than 24 hours prior to that team's game.

KEY 2013 CALENDAR DATES

March 1	Players may report for physicals only
March 2	1st day of camp. No pads.
March 4	1st day of full pad practice.
March 9	28-man roster due by 5 PM CT
March 16	Training camp ends (24-man roster due by 5 PM CT)
March 23	Regular season begins
June 10	Trade deadline
July 1	Future considerations must be completed
July 21	End of season reassignment begins
July 27	Regular season ends
August 2	PLAYOFFS - First Round
August 10	PLAYOFFS - Conference Championships
August 17	Arena Bowl XXVI

GOAL POSTS

9' wide, 15' high crossbar
(NFL 18.5' wide, 10' high crossbar)

FIELD GOALS

By placement – 3 pts.
By drop kick – 4 pts.

OFFENSE

8 players on field,
4 players line up on
line of scrimmage.
No punting.

DEFENSE

8 players on field,
3 players –
down linemen

OUTSIDE LINES

3" white

FIELD NUMBERS

3' x 1.5' Located 15'
from field boundary

TOTAL ROSTER

20 active players
4 inactive players

SCORING

Touchdown – 6 pts.
Conversion place kick – 1 pt.
Conversion run or pass – 2 pts.
Drop kick conversion – 2 pts.
Failed conversion after TD,
returned by defense – 2 pts.
Safety – 2 pts.

INSIDE HASHMARKS

4.5' from
field center

OUTSIDE HASHMARKS

13.5' from
field center

TIME OF PLAY

Four 15 minute quarters
15 minute halftime (may vary
for National TV games)
15 minute overtime
25 second clock

PLAYING FIELD

50 yards
8 yard endzones
80'-85' wide

SIDELINE BARRIERS

48" high density
foam padding

GOALSIDE REBOUND NETS

Tightly strung mesh
30' wide, 32' high

PLAYING SURFACE

Indoor artificial grass

BALL IN THE STANDS – When a ball is thrown or bounces into the seats surrounding the playing field, the "lucky" fan that catches the ball keeps it.

DROP KICK – A drop-kicked FG is worth 4 points. A drop-kicked extra point is worth 2 points.

IRONMAN – Signifies participants playing both offense and defense. "MAC" AND "JACK"

LINEBACKERS – "Mac" may rush the QB straight on without stunting, twisting or drop-back coverage. "Jack" must stay within an imaginary box behind the line of scrimmage. Either LB may cover the fullback or tight end.

OFFENSIVE MOTION – Unlike stadium-played football, one offensive back may go into forward motion prior to the snap of the ball.

OVERTIME – Arena Football has a unique overtime rule. If a contest is tied after regulation, teams will play a 15-minute overtime. Each team will have one opportunity to score. If, after each team has had one chance to score, the game is tied, the first team to score is crowned the winner.

REBOUND NETS – Goal-side rebound nets extend outward from each upright. The nets are 30-feet wide, 32-feet high and extend to 40 feet above the playing surface. The bottom bars of the frames are positioned eight feet above the surface. The "scoring area" is nine-feet wide and 15-feet high. Nets are stretched taut so that a missed kick attempt will rebound off the net and back into the field of play. Once the ball caroms off the net, it's live.

SIDELINE BARRIERS – Similar to the sideboards that surround a hockey rink, the sideline barrier encircles the playing surface. The barrier is made of a high-density foam pad, measuring four inches thick.

STUNTING OR TWISTING – When a defensive lineman is rushing the passer, there's no "stunting" or "twisting". In other words, linemen are required to power past offensive linemen.

TIGHT END – One offensive lineman must declare himself a tight end prior to the snap by simply raising his arm and "declaring" himself a tight end. The Mac (rush-eligible) linebacker must line-up on the opposite side of the center from the tight end.

TWO-WAY PLAYERS – One of the most "throwback" features of the Arena Football League is the fact that the game features eight-on-eight football, where at times, some players will play both offense and defense.



AFL TEAMS

WWW.UTBLAZE.COM

@UTBLAZE



Arizona Rattlers
NATIONAL CONFERENCE
WEST DIVISION
Team Colors: Black, Teal and Copper
Year in League: 21st

TEAM OFFICE
201 East Jefferson Street
Phoenix, AZ 85004
Telephone: 480/985-3292
Fax: 480/751-1286
Website: www.AZRattlers.com

FRONT OFFICE
Head Coach/General Manager: Kevin Guy
Director of Operations: Joe Windham
Director of Team Operations: JT Thompson
Media & PR Coordinator: Nykki Schele
Director of Ticketing: Adam Somers
Arena Operations: Nick Vaerewyck,
Jim Pitman

ARENA
US Airways Center
201 E. Jefferson Street
Phoenix, AZ 85004
Main Phone: 602/379-2000
Press Entrance: NE Corner at Jefferson & Third Street



Chicago Rush
NATIONAL CONFERENCE
CENTRAL DIVISION
Team Colors: Blue, White and Silver
Year in League: 12th

TEAM OFFICE
2340 S. River Road, Suite #402
Des Plaines, IL 60018
Telephone: 855/787-4946
Fax: 224/567-8952
Website: www.arenarush.com

FRONT OFFICE
Owner: David Staral, Jr.
Head Coach: Bob McMillen
Director of Media and Public Relations:
Mike McLaughlin

ARENA
Allstate Arena
6920 North Mannheim Road
Rosemont, IL 60018
Main Phone: 847/635-6601
Press Entrance: North Gate, East Doors



Cleveland Gladiators
AMERICAN CONFERENCE
EAST DIVISION
Team Colors: Red, Black and Gray
Year in League: 15th (Fifth in Cleveland)

TEAM OFFICE
200 Touchdown Drive
Cleveland, OH 44115
Telephone: 216/420-2222
Fax: 216/420-2298
Website: www.clevelandgladiators.com

FRONT OFFICE
Majority Owner: Dan Gilbert
President: Len Komoroski
Special Advisor: Bernie Kosar
Head Coach: Steve Thonn
Director of Player Personnel: Ron Selesky
Director of Communications: Sarah Jamieson

ARENA
Quicken Loans Arena
200 Touchdown Drive
Cleveland, OH 44115
Main Phone: 216/420-2000
Press Entrance: Located on the south side of the arena,
across from Progressive Field, on Gateway Plaza



Iowa Barnstormers
NATIONAL CONFERENCE
CENTRAL DIVISION
Team Colors: Black, Gold, Red, and White
Year in League: 10th

TEAM OFFICE
730 3rd Street
Des Moines, IA 50309
Telephone: 515/633-2255
Fax: 515/564-8451
Website: theiowabarnstormers.com

FRONT OFFICE
President: Jeff Lamberti
General Manager: John Pettit
Director of Ticket Sales: Matt Swim
Director of Game Operations: Greg Boyd
Head Coach: Mike Hohensee

ARENA
Wells Fargo Arena
730 3rd Street
Des Moines, IA 50309
Main Phone: 515/633-2255
Press Entrance: Northwest VIP Entrance

**AFL TEAMS**

WWW.UTBLAZE.COM

@UTBLAZE



Jacksonville Sharks
AMERICAN CONFERENCE
SOUTH DIVISION
Team Colors: Blood Red, Midnight Black, Silver
Year in League: 4th

TEAM OFFICE
1000 W. Bay Street
Jacksonville, FL 32204
Telephone: 904/900-2060
Website: www.jaxsharks.com

FRONT OFFICE
Managing Partner: Jeff Bouchy
Partner: Larry Payne
Partner/Vice President of Ticketing: Steve Curran
Assistant General Manager: Tim Johnson
Director of Media Relations: Zander Kean
Director of Game Operations: Julie Romanik
Account Sales Manager-Ticketing: Mike Adams
Head Coach: Les Moss

ARENA
Sea Best Field at Jacksonville Veterans Memorial Arena
300 A. Philip Randolph Boulevard
Jacksonville, FL 32202
Main Phone: 904/630-3900



New Orleans VooDoo
AMERICAN CONFERENCE
SOUTH DIVISION
Team Colors: Purple, Black and Red
Year in League: 7th

TEAM OFFICE
1515 Poydras Street, Suite 100
New Orleans, LA 70112
Telephone: 504/875-3900
Fax: 504/875-3906
Website: www.afivoodoo.com

FRONT OFFICE
Team Majority Owner: Dan Newman
Head Coach: Pat O'Hara
Game Operations: Jason Coffel
Football Operations: Gary Gussman
Director of Media Relations: Hayley Asaro

ARENA
New Orleans Arena
1660 Girod Street
New Orleans, LA 70112
Main Phone: 504/587-3863
Press Entrance: West Loading Dock Double Doors

**ORLANDO
PREDATORS™**

Orlando Predators
AMERICAN CONFERENCE
SOUTH DIVISION
Team Colors: Black and Red
Year in League: 22nd

TEAM OFFICE
302 S. Graham Avenue
Orlando, FL 32803
Telephone: 407/648-4444
Fax: 407/839-4877
Website: www.orlandopredators.com

FRONT OFFICE
Managing Partner: Brett Bouchy
Chief Operating Officer: Darrell Harbin
Business/Ticket Operations: Chris Tamburrelli
Corporate Sales: Michele Tamburrelli
Game Operations: Adrian Robles
Arena Operations: Michael Thompson
Media Relations Coordinator:
Johanna Kimberley
Head Coach: Doug Plank

ARENA
Amway Center
400 W. Church Street
Orlando, FL 32801
Main Phone: 407/440-7000
Press Entrance: Security Entrance, Southeast Side (Hughey
Ave & South St)



Philadelphia Soul
AMERICAN CONFERENCE
EAST DIVISION
Team Colors: Soul Blue and Grey
Year in League: 8th

TEAM OFFICE
1635 Market Street 17th Floor
Telephone: 215/253-4900
Fax: 215/253-4933
Website: www.philadelphiasoul.com

FRONT OFFICE
Co-Majority Owners: Craig A. Spencer, Ron Jaworski
Owners: Pete Ciarrocchi, Cosmo DeNicola, Martin E. Judge
VP/COO: John Adams
General Manager: Tom Goodhines
VP of Ticket Sales: Joe Krause
Director of Administration and Community Relations:
Melissa Demyan
Director of Corporate Sales: John Strayhorn
Marketing/Game Ops Coordinator: Sara Kalman
Head Coach: Clint Dolezel

ARENA
Wells Fargo Center
3601 S. Broad Street
Philadelphia, PA 19148
Main Phone: 215/336-3600



AFL TEAMS

WWW.UTBLAZE.COM

@UTBLAZE



Pittsburgh Power
AMERICAN CONFERENCE
EAST DIVISION
Team Colors: Black and Gold
Year in League: 3rd

TEAM OFFICE
One PPG Place, Suite 2370
Pittsburgh, PA 15222
Telephone: 412/697-7846
Fax: 412/697-0997
Website: www.pittsburghpowerfootball.com

FRONT OFFICE
Co-Owners: Matt Shaner, Lance Shaner, Lynn Swann
President: Peter Hill
CFO: Ben Eitz
COO/GM: Michael Gorham
Sr. VP of Marketing/Media Relations: Rob Goodman
Director of Ticketing: Calvin Jackson
Director of Football Operations: Justin Gould
Director of Player Personnel: Brad Wittke
Head Coach: Derek Stingley

ARENA
CONSOL Energy Center
1001 Fifth Avenue
Pittsburgh, PA 15219
Telephone: 412/642-1800



San Antonio Talons
NATIONAL CONFERENCE
CENTRAL DIVISION
Team Colors: Black, Blue, and White
Year in League: 4th

TEAM OFFICE
8000 IH-10 #1200
San Antonio, TX 78230
Telephone: 210/277-8336
Website: www.sanantoniotalons.com

FRONT OFFICE
Owner: David Lynd
CEO: Beau Raich
Executive Vice President/COO: Keith Recine
Head Coach: Lee Johnson
VP of Corporate Sponsorships: Juan Aguilera
Executive Assistant: Amie Hardin
Director of Media & Communications: Tacee Walters
Director of Ticketing: Marlon McClary
Community Relations Coordinator: JJ De La Rosa
Premium Sales Representative: Dan Brenner
Ticket Manager: Marco Pena

ARENA
Alamodome
100 Montana Street
San Antonio, TX 78203



San Jose SaberCats
NATIONAL CONFERENCE
WEST DIVISION
Team Colors: SaberGold, Green, Coral, Platinum and Black
Year in League: 17th

TEAM OFFICE
600 E. Brokaw Road
San Jose, CA 956112
Telephone: 408/673-3400
Fax: 408/673-3401
Website: www.thesanjosesabercats.com

FRONT OFFICE
Head Coach/Owner: Darren Arbet
Football Operations: Jeff Jarnigan
Arena Operations: James Hammett
Ticket Operations: Sean Carscadden
Game Operations: Hank Stern
Media & Public Relations Manager: Jordan Stepp

ARENA
HP Pavilion at San Jose
525 West Santa Clara Street
San Jose, CA 95113
Main Phone: 408/287-7070



Spokane Shock
NATIONAL CONFERENCE
WEST DIVISION
Team Colors: Blue, Orange, Gold and White
Year in League: 4th

TEAM OFFICE
3212 North Eden Road, Suite B
Spokane Valley, WA 99216
Telephone: 509/242-7462
Fax: 509/926-1075
Website: www.spokaneshock.com

FRONT OFFICE
Majority Owner/CEO: Brady Nelson
Marketing and Game Operations: John McMullan
Director of Communications: Ryan Eucker
Ticket Director: Andrew Dolan

ARENA
Spokane Arena
720 W Mallon
Spokane, WA 99201
Main Phone: 509/279-7000
Press Box Phone: 509/279-7449



AFL TEAMS

WWW.UTBLAZE.COM

@UTBLAZE



Tampa Bay Storm
AMERICAN CONFERENCE
SOUTH DIVISION
Team Colors: Blue, Gold and White
Year in League: 26th (22nd in Tampa Bay)

TEAM OFFICE
401 Channelside Drive
Tampa, FL 33602
Telephone: 813/276-7300
Fax: 813/307-5902
Website: www.tampabaystorm.com

FRONT OFFICE
President: Derrick Brooks
Vice President of Football Operations: Jeff Gooch
Media Relations: Jim Robinson
Football Operations Manager: Casey Turley
Administrative Coordinator: Jenna DeBruler
Arena Operations: Mary Milne
Communications: Bill Wickett
Ticket Operations: Jim Mannino
Game Operations: John Franzone
Head Coach: Dave Ewart

ARENA
Tampa Bay Times Forum
401 Channelside Drive
Tampa, FL 33602
Main Phone: 813/301-6500
Press Entrance: Gate D located at the southeast corner of
the Tampa Bay Times Forum

COORDINATOR OF OFFICIALS

Carl T. Paganelli

ASSISTANT SUPERVISORS OF OFFICIALS

David Chesney
 Buddy Ward

2013 AFL OFFICIALS

Mike Aaronian	Mark Bailey	Grantis Bell	Mark Bennett
Reginald Berry	Marc Bovas	Chad Bowers	Scott Brown
Brad Brunet	Neil Brunner	Scott Campbell	Tony Cannella
Jeff Carr	James Cole	Robert Colosimo	Jim Corpora
Steve Coullias	David Cutaia	RG Detillier	Matt Dornan
John Drayton	Thomas Eaton	Paul Engelberts	Jason Fagon
Ed Feaster	Glen Fucik	Al Granado	Craig Griffith
Shawn Hochuli	Jeff Johnson	Riley Johnson	Jake Kemp
Matt Kukar	Ken Leffle	John Love	Tom McCabe
Tim McGowan	Tony Meyer	Harold Mitchell	Judson Mitchell
Kevin Mitchell	Mike Moore	Michael Packer	Joe Pester
Scott Petersen	Rick Podraza	Ken Ray	Clay Reynard
Matt Richards	Mearl Robinson	Brad Rogers	Kelly Saalfeld
Gerald Savoie	Larry Smith	Reggie Smith	Chris Snead
Roger Stewart	Terri Valenti	Lo Van Pham	Scott Vaughn
Wade Wagner	Andy Warner	Homer Williams	Thomas Work

AFL COMMUNICATIONS

640 North LaSalle Street, Suite 557, Chicago, IL 60654
 TEL: (312) 465-2200 - FAX: (312) 496-3055
 www.arenafootball.com

Anthony Herron – V.P. of Broadcast, Communications & Branding: (312) 465-2212, aherron@arenafootball.com
 BJ Pickard – Director of Communications: (312) 465-2204, bjpickard@arenafootball.com
 Mallory Treleaven – Manager of Team and Media Services: (312) 465-2206, mtreleaven@arenafootball.com

AFL TEAM PR CONTACTS

ARIZONA RATTLERS

Nykki Schele
 (360) 704-6418
 nschele@azrattlers.com

CHICAGO RUSH

Mike McLaughlin
 (630) 957-8163
 mmclaughlin@arenarush.com

CLEVELAND GLADIATORS

Sarah Jamieson
 (216) 420-2672
 sjamieson@clevelandgladiators.com

IOWA BARNSTORMERS

Greg Boyd
 (515) 633-2255
 gboyd@theiowabarnstormers.com

JACKSONVILLE SHARKS

Zander Kean
 (904) 900-2060
 zander@jaxsharks.com

NEW ORLEANS VOODOO

Hayley Asaro
 (504) 875-3900
 hayley@afivooodoo.com

ORLANDO PREDATORS

Darrell Harbin
 (407) 447-3332
 dharbin@orlandopredators.com

PHILADELPHIA SOUL

Tom Goodhines
 (215) 253-4900 x144
 tgoodhines@philadelphiasoul.com

PITTSBURGH POWER

Rob Goodman
 (412) 697-7846 x210
 rgoodman@pittsburghpowerfootball.com

SAN ANTONIO TALONS

Tacee Walters
 (210) 227-8326
 twalters@sanantoniotalons.com

SAN JOSE SABERCATS

Jordan Stepp
 (408) 673-3400 x31206
 j.stepp@thesanjosésabercats.com

SPOKANE SHOCK

Ryan Eucker
 (509) 242-7462
 reucker@spokaneshock.com

TAMPA BAY STORM

Ben Shotten
 (631) 514-9606
 ben@tampabaystorm.com

UTAH BLAZE

Mike Dijulio
 (425) 894-8626
 miked@utblaze.com