

2013 MEDIA GUIDE

spokaneshock.com





TABLE OF CONTENTS



AFL	5-24
FRONT OFFICE	25-27
MEDIA INFO.	28-32
COACHES	33-35
PLAYERS	36-65
DANCE TEAM	66-67
2012 RECAP	68-93
STATISTICS	94-107

AFL FRONT OFFICE MEDIA COACHES PLAYERS 2012 RECAP STATS



2013 SEASON SCHEDULE

*All home games are available on 700 ESPN Radio



Date	Time	Opponent
03/10/13	4:00 PM	Spokane Shock
03/24/13	10:00 AM	@ Cleveland Gladiators
03/31/13	1:00 PM	@ Chicago Rush
04/05/13	5:05 PM	@ Iowa Barnstormers
04/12/13	7:00 PM	Arizona Rattlers
04/19/13	7:30 PM	@ San Jose Sabercats
04/27/13	7:00 PM	Tampa Bay Storms
05/04/13	6:00 PM	@ Utah Blaze
05/11/13	7:00 PM	Orlando Predators
05/17/13	7:00 PM	New Orleans Voodoo
05/24/13	5:30 PM	@ San Antonio
06/01/13	7:00 PM	San Jose Sabercats
06/08/13	7:00 PM	Jacksonville Sharks
06/15/13	6:00 PM	@ Arizona Rattlers
06/21/13	7:00 PM	Utah Blaze
07/06/13	4:30 PM	@ Tampa Bay Storm
07/12/13	4:00 PM	@ Jacksonville Sharks
07/19/13	7:00 PM	San Antonio
07/26/13	7:00 PM	Pittsburgh Power



Home Games Listed In Bold



AFL

FRONT OFFICE

MEDIA

COACHES

PLAYERS

2012 RECAP

STATS

AFL INFO



AFL COVERAGE MAP

STATS 2012 RECAP PLAYERS COACHES MEDIA FRONT OFFICE AFL



AMERICAN CONFERENCE

EAST



SOUTH



NATIONAL CONFERENCE

CENTRAL



WEST



AFL LEAGUE CONTACTS



AFL LEAGUE OFFICE

640 N. LaSalle Street, Suite # 557
Chicago, IL 60654

AFL FRONT OFFICE STAFF

Jerry Kurz, Commissioner
kurz@arenafootball.com
312.465.2216

Sarah Comez, Chief Financial Officer
sgomez@arenafootball.com
918.508.2303

Joe Kleinsmith, Director of
Football Operations
Jkleinsmith@arenafootball.com
216.337.1513

Christie Cook
Senior Director of League & Team Operations
ccook@arenafootball.com
312.465.2214

Adam Robbins, Senior VP, Corporate
Partnerships
arobbins@arenafootball.com
312.465.2213

Anthony Herron, VP of Broadcast, aherron@
arenafootball.com
312.465.2212

Matt Watson, Manager, Workers
Compensation Administration
mwatson@arenafootball.com
312.465.2209

Evan Vladem, Manager, Media Services &
Public Relations
evladem@arenafootball.com
312.465.2217

BJ Pickard, New Media Coordinator
bjpickard@arenafootball.com
312.465.2204

Beth Gray, Staff Accountant
bgray@arenafootball.com
918.508.2310

AFL MISSION STATEMENT

“To serve our community with pride and passion as a quality example of individual and team excellence on the field, in the office, at the arena and within the community by consistently exceeding our customers’ expectations by demonstrating the highest character, appreciation and respect for our game, customers, teammates and partners as a cost-effective and visionary organization providing a total entertainment experience.”



AFL COMMISSIONER BIO

AFL

FRONT OFFICE

MEDIA

COACHES

PLAYERS

2012 RECAP

STATS

COMMISSIONER JERRY B. KURZ

Jerry B. Kurz returns for his 27th season of Arena Football and third season as the AFL's Commissioner. Out-tenured only by the creator of Arena Football, Jim Foster, Kurz has dedicated his life to furthering the sport with a strong business ethic and core values meant to bring the highest quality product to the ever-growing fan base of arena football fans.

In his time as the president of the af2, the league saw extensive growth in small-to-mid sized markets, building an extremely dedicated fan base across the country. That foundation helped to fuel the return of the Arena Football League in 2010 after a year on hiatus due to financial instability. Kurz and a group of enthusiastic investors arranged the acquisition of the AFL's assets in bankruptcy court in late 2009 and revived the league in early 2010, fulfilling the promise that Arena Football would be played in 2010.

Kurz has also served as the AFL's Vice President of International Development, where he was in charge of the League's international exposure. During his tenure, he was responsible for administering the H3 Visa program, allowing international players to play for AFL teams stateside. He also arranged and executed all internationally played games for the Arena Football League.



FANS BILL OF RIGHTS



In furtherance of our Mission Statement, we, the players, coaches, officials, staff and owners of the AFL are thankful to the Fans that we serve, appreciate their support and dedicate ourselves collectively to protecting their rights as the greatest sports and entertainment Fans in the world.

We believe that every Fan is entitled to a wholesome environment for guests and family members, free of violence, profane gestures and language or rude and invasive behavior that could in any way interfere with a first-class entertainment experience.

We believe that every Fan demands that we maintain absolute respect for the game of Arena Football and maintain the integrity of the finest of fair competition at all times.

We believe that every Fan deserves our very best effort on a consistent basis, on every play on the field, every action in the stands, every call to our office, and every involvement in our community.

We believe that every Fan is entitled to a total entertainment experience at an affordable cost for all members of the family from the time they arrive at the arena to the time they depart.

We believe that every Fan should receive the very best in competitive football, entertainment, merchandise, food and beverage for their purchasing power.

We believe that every Fan is entitled to interact with and have access to players and coaches for autographs and conversation in recognition of their support at every game.

We believe that Fans are entitled to fast, accurate, and complete information about our players, coaches, league, games, and performance.

We believe that Fans expect the Arena Football League to be comprised of gentlemen and ladies who are examples and role models for youth, free of physical violence, drugs, alcohol, and gambling abuse.

We believe that Fans expect us to honor our country and to be involved in our communities to make contributions for a better, safer, and more positive place to live.

We believe that Fans should know that we are committed to serve and not to be served, to give and not to just take, and to inspire and encourage people to higher levels of personal and professional achievement, growth, maturity, and respect for each other.

AFL

FRONT OFFICE

MEDIA

COACHES

PLAYERS

2012 RECAP

STATS



AFL RULES OF THE GAME

AFL

FRONT OFFICE

MEDIA

COACHES

PLAYERS

2012 RECAP

STATS

10

FIELD

- An indoor padded surface 85 feet wide and 50 yards long with eight-yard end zones.
- Goal posts are nine feet wide with a crossbar height of 15 feet (NFL goal posts are 18-1/2 feet wide with the crossbar at 10 feet).
- The goal-side rebound nets are 30 feet wide by 32 feet high. The bottoms of the nets are eight feet above the ground.
- Sideline barriers are 48 inches high and made of high-density foam rubber.

EQUIPMENT

- The official football is the same size and weight as the National Football League ball. Each ball is manufactured by Spalding, a division of Russell Corporation.

PLAYERS AND FORMATIONS

- Eight players on the field; 21-man active roster; four-man inactive roster.
- Players may play both offense and defense.
- Substitution: Coaches are permitted to substitute players at will.
- Four (4) offensive players must line up on the line of scrimmage.
- Three (3) defensive players must be down linemen (in a three- or four-point stance). One linebacker may blitz on either side of the center. Alignment is two-or-more yards off the line of scrimmage. No stunting or twisting.
- Offensive motion: One receiver may go in forward motion before the snap.

TIMING

- Four 15-minute quarters with a 15-minute halftime.
- The clock stops for out-of-bounds plays or incomplete passes only in the last minute of each half and when the referee deems it necessary for penalties, injuries or timeouts.
- Each team is allowed three (3) timeouts per half.

MOVEMENT OF THE BALL AND SCORING

- Four (4) downs are allowed to advance the ball 10 yards for a first down, or to score.
- Six (6) points for a touchdown.
- One (1) point for a conversion by place kick after a touchdown, two (2) points for a conversion by drop kick and two (2) points for a successful run or pass after a touchdown.
- Three (3) points for a field goal by placement or four (4) points for a field goal by drop kick.
- Two (2) points for a safety.

KICKING

- Kickoffs are from the goal line. Kickers may use a one-inch tee.
- Punting is illegal. On fourth down, a team may go for a first down, touchdown or field goal.
- The receiving team may field any kickoff or missed field goal that rebounds off the net.
- Any untouched kickoff, which is out of bounds, will be placed at the 20-yard line or the place where it went out-of-bounds, whichever is more advantageous to the receiving team.

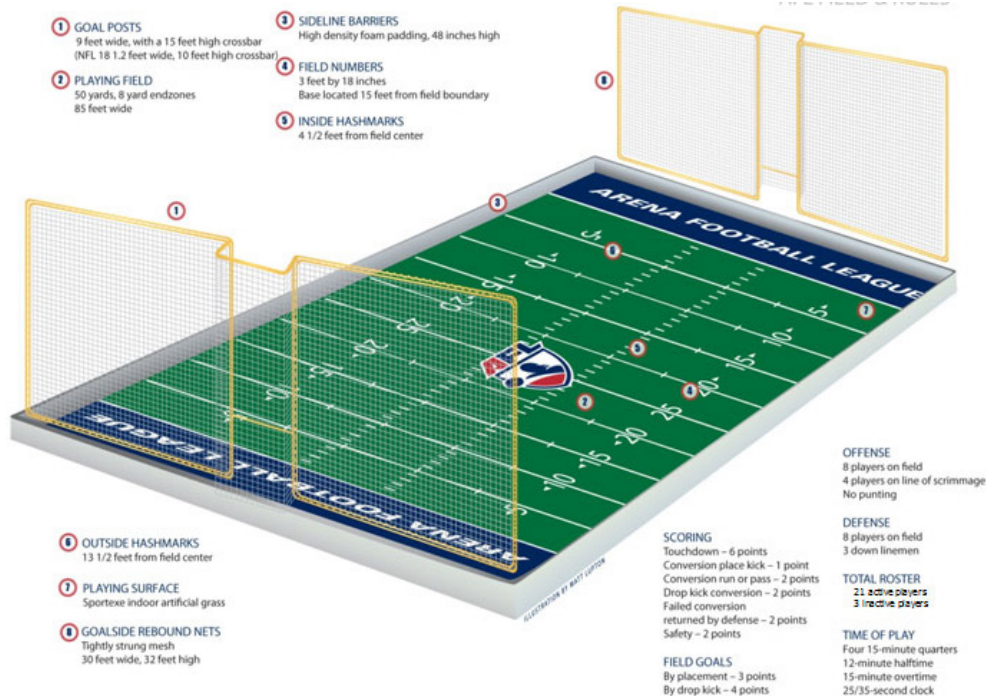
PASSING

- Receivers must have one foot inbounds for a catch. A forward pass that rebounds off the rebound net or sideline barrier is a live ball and is in play until it touches the playing surface.

OVERTIME RULES

- Overtime periods are 15 minutes for both the regular season and the playoffs.
- Each team gets one possession to score. If, after each team has had one possession, one team is ahead, that team wins. If the teams are tied after each has had a possession, the next team to score wins.

GLOSSARY



OFFENSE
8 players on field
4 players on line of scrimmage
No punting

DEFENSE
8 players on field
3 down linemen

TOTAL ROSTER
21 active players
3 inactive players

TIME OF PLAY
Four 15-minute quarters
12-minute halftime
15-minute overtime
25/35-second clock

SCORING
Touchdown – 6 points
Conversion place kick – 1 point
Conversion run or pass – 2 points
Drop kick conversion – 2 points
Failed conversion returned by defense – 2 points
Safety – 2 points

FIELD GOALS
By placement – 3 points
By drop-kick – 4 points

BALL IN THE STANDS – When a ball is thrown or bounces into the seats surrounding the playing field, the “lucky” fan that catches the ball keeps it.

DROP KICK – A drop-kicked FG is worth 4 points. A drop-kicked extra point is worth 2 points. Former Milwaukee Mustangs kicker Kenny Stucker is the last man to have connected on a two-point dropkick (1997).

FANS – More than 26 million fans have experienced an AFL game in the League’s 24-year history. Last year, in 2011, the AFL drew 1,338,544 fans in the regular season.

IRONMAN – Signifies participants playing both offense and defense.

“MAC” AND “JACK” LINEBACKERS – “Mac” may rush the QB straight on without stunting, twisting or drop-back coverage. “Jack” must stay within an imaginary box behind the line of scrimmage. Either LB may cover the fullback or tight end.

OFFENSIVE MOTION – Unlike stadium-played football, one offensive back may go into forward motion prior to the snap of the ball.

OVERTIME – Arena Football has a unique overtime rule. If a contest is tied after regulation, teams will play a 15-minute overtime. Each team will have one opportunity to score. If, after each team has had one chance to score, the game is tied, the first team to score is crowned the winner

REBOUND NETS – Goal-side rebound nets extend outward from each upright. The nets are 30-foot wide, 32-foot high and extend to 40 feet above the playing surface. The bottom bars of the frames are positioned eight feet above the surface. The “scoring area” is nine-foot wide and 15-foot high. Nets are stretched taut so that a missed kick attempt will rebound off the net and back into the field of play. Once the ball caroms off the net, it’s live.

SIDELINE BARRIERS – Similar to the sideboards that surround a hockey rink, the sideline barrier encircles the playing surface. The barrier is made of a high-density foam pad, measuring four inches thick.

STUNTING OR TWISTING – When a defensive lineman is rushing the passer, there’s no “stunting” or “twisting”. In other words, linemen are required to power past offensive linemen.

TIGHT END – One offensive lineman must declare himself a tight end prior to the snap by simply raising his arm and “declaring” himself a tight end. The Mac (rush-eligible) linebacker must line-up on the opposite side of the center from the tight end.

TWO-WAY PLAYERS – One of the most “throwback” features of the Arena Football League is the fact that the game features eight-on-eight football, where at times, some players will play both offense and defense.

AFL

FRONT OFFICE

MEDIA

COACHES

PLAYERS

2012 RECAP

STATS



PLAYOFF QUALIFICATIONS

AFL

FRONT OFFICE

MEDIA

COACHES

PLAYERS

2012 RECAP

STATS

12

Eight teams qualify for the playoffs, four from each conference-- American and National. The four qualifying teams in each conference consist of the two division champions and two Wild Cards, determined by best overall record. Seeding in each conference is based on overall record, with the top two seeds in each conference reserved for the division champions, regardless of record. In the First Round, July 27-28, the first two seeds in each conference are the two division winners. The next two teams are seeded by next best two overall records. Teams ranked 1 and 2 earn home playoff games with 1 hosting 4 and 2 hosting 3. In the Conference Championship Round, August 3-4 the winner of the 1-4 game plays the winner of the 2-3 game. The home team is decided by the team with the higher seed. The winners of the Second Round will face off in ArenaBowl XXV on August 10th at the home venue of the higher seeded team.

Tiebreaking Procedures

If, at the end of the regular season, two or more clubs in the same division are tied with identical won-lost percentages, the following steps will be taken to determine rank.

Division Champions

If two teams are tied for Division Champions...

1. Record in head-to-head games
2. Record within the Division
3. Record against common opponents
4. Point spread in head-to-head games
5. Point spread in games against common opponents
6. Coin toss

Two Clubs

1. Head-to-head best won-lost percentage in games among clubs.
2. If teams split head-to-head games, the next tiebreaker will be the point differential in those two games.
3. Best won-lost percentage in common games, if applicable
4. Strength of schedule strength up.
5. Best net total touchdowns in all games
6. Coin toss

Three or More Clubs

- If two clubs remain tied after a third club is eliminated during any step, tiebreaker reverts to step 1 of the two-club format
 - If one team wins multiple-team tiebreaker to advance to playoff round, remaining teams revert to step 1 of the two-club format
 - All teams must have played head-to-head for step 1 to be utilized in a multiple-team tie.
1. Head-to-head best won-lost percentage in games among clubs.
 2. Best won-lost percentage in common games, if applicable
 3. Strength of schedule strength up.
 4. Best net total touchdowns in all games.
 5. Coin toss

AFL MEDIA CONTACTS



AFL

FRONT OFFICE

MEDIA

COACHES

PLAYERS

2012 RECAP

STATS



ARIZONA RATTLERS

201 EAST JEFFERSON ST
PHOENIX, AZ 85004
T: 360-704-6418
F: 480-985-3293
NYKKI SCHELE
(360) 704-6418
NSCHELE@AZRATTLERS.COM



CHICAGO RUSH

2340 RIVER ROAD SUITE 402
DES PLAINES, IL 60018
T: 855-787-4946
F: 847-882-9413
JON REDMOND
(630) 220-2475
JREDMOND@ARENARUSH.COM



CLEVELAND GLADIATORS

1 CENTER ICE
CLEVELAND, OH 44115
T: 216-420-2672
F: 216-420-2298
SARAH JAMIESON
(216) 780-3314
SJAMIESON@CLEVELANDGLADIATORS.COM



IOWA BARNSTORMERS

730 3RD STREET
DES MOINES, IA 50309
T: 515-633-2255
F: 515-564-8451
GREG BOYD
(515) 867-3248
GBOYD@THEIOWABARNSTORMERS.COM



JACKSONVILLE SHARKS

1000 W. BAY STREET
JACKSONVILLE, FL 32204
T: 904-900-2060
F: 866-661-2116
ZANDER KEAN
(508) 523-0694
ZANDER@JAXSHARKS.COM



NEW ORLEANS VOODOO

1515 POYDRAS, STE. 100
NEW ORLEANS, LA 70112
T: 504-875-3900
F: 318-746-8768
HAYLEY ASARO
(504) 442-5010
HAYLEY@AFLVOODOO.COM



ORLANDO PREDATORS

302 S GRAHAM AVENUE
ORLANDO, FL 32803
T: 407-704-6815
F: 407-839-4877
DONNA FIEGEL
(407) 462-4961
DONNA@TEAMTRUE.COM



PHILADELPHIA SOUL

7 PENN CENTER
1635 MARKET ST. 17TH FLOOR
PHILADELPHIA, PA 19103
T: 215-636-0700
TOM GOODHINES
(215) 840-3232
TGOODHINES@PHILADELPHIASOUL.COM



PITTSBURGH POWER

1 PPG PLACE STE 2370
PITTSBURGH, PA 15222
T: 412-697-7846 (X210)
F: 412-697-0997
ROB GOODMAN
(412) 605-9988
RGOODMAN@PITTSBURGHPOWERFOOTBALL.COM



SAN ANTONIO TALONS

8000 IH-10 #1200
SAN ANTONIO, TX 78230
T: 210-227-8326
F: 210-704-6422
TACEE WALTERS
(956) 206-9608
TWALTERS@SANANTONIOTALONS.COM



SAN JOSE SABERCATS

600 E BROKAW ROAD
SAN JOSE, CA 95112
T: 408-673-3400 (X31206)
F: 408-673-3401
JORDAN STEPP
(805) 551-8648
J.STEPP@THESANJOSESABERCATS.COM



SPOKANE SHOCK

3212 N EDEN RD STE B
SPOKANE VALLEY, WA 99216
T: 509-242-7462
F: 509-267-7902
RYAN EUCKER
(509) 954-4041
REUCKER@SPOKANESHOCK.COM



TAMPA BAY STORM

401 CHANNELSIDE DRIVE
TAMPA, FL 33602
T: 813-276-7300
F: 813-307-5902
JIM ROBINSON
(727) 481-7817
JIM@TAMPABAYSTORM.COM



UTAH BLAZE

301 WEST SOUTH TEMPLE
SALT LAKE CITY, UT 84101
T: 888-992-5293
F: 801-405-8090
MIKE DIJULIO
(425) 894-8625
MIKED@UTBLAZE.COM



ARENA FOOTBALL LEAGUE

640 N. LASALLE STREET
SUITE #557
CHICAGO, IL 60654
T: 312-465-2200
F: 312-496-3055
ANTHONY HERRON
(312) 465-2212
(319) 621-5281
AHERRON@ARENAFOOTBALL.COM

BJ PICKARD
(312) 465-2204
(715) 225-4564
BJPICKARD@ARENAFOOTBALL.COM

MALLORY TRELEAVEN
(312) 465-2206
(708) 306-1826
MTRELEAVEN@ARENAFOOTBALL.COM



AFL WEEKLY SCHEDULE

AFL FRONT OFFICE MEDIA COACHES PLAYERS 2012 RECAP STATS

Week 1

03/23/13	Utah at Pittsburgh	Pittsburgh, Pa.	6:00 p.m. ET
	Jacksonville at Tampa Bay	Tampa, Fla.	7:30 p.m. ET
	Iowa at Chicago	Rosemont, Ill.	8:00 p.m. ET
	San Jose at San Antonio	San Antonio, Texas	8:30 p.m. ET
03/24/13	Spokane at Cleveland	Cleveland, Ohio	1:00 p.m. ET
	Orlando at New Orleans	New Orleans, La.	4:00 p.m. ET
03/23/13	Philadelphia at Arizona	Phoenix, Ariz.	8:00 p.m. ET

Week 2

03/29/13	Jacksonville at Pittsburgh	Pittsburgh, Pa.	7:00 p.m. ET
	Arizona at Utah	Salt Lake City, Utah	9:30 p.m. ET
	Orlando at San Jose	San Jose, Calif.	10:30 p.m. ET
03/30/13	Cleveland at Tampa Bay	Tampa, Fla.	7:30 p.m. ET
03/31/13	Spokane at Chicago	Rosemont, Ill.	4:00 p.m. ET
03/30/13	Iowa at New Orleans	New Orleans, La.	7:00 p.m. ET

Week 3

04/05/13	Spokane at Iowa	Des Moines, Iowa	8:05 p.m. ET
	Chicago at San Antonio	San Antonio, Texas	8:30 p.m. ET
04/06/13	Jacksonville at Cleveland	Cleveland, Ohio	7:00 p.m. ET
	Philadelphia at Orlando	Orlando, Fla.	7:30 p.m. ET
	Tampa Bay at Utah	Salt Lake City, Utah	10:00 p.m. ET
04/06/13	San Jose at Arizona	Phoenix, Ariz.	8:30 p.m. ET

Week 4

04/12/13	New Orleans at Jacksonville	Jacksonville, Fla.	8:00 p.m. ET
	San Antonio at Tampa Bay	Tampa, Fla.	8:00 p.m. ET
	Arizona at Spokane	Spokane, Wash.	10:00 p.m. ET
04/14/13	Pittsburgh at Chicago	Rosemont, Ill.	4:00 p.m. ET
04/13/13	Philadelphia at Iowa	Des Moines, Iowa	7:00 p.m. ET

Week 5

04/19/13	Iowa at Jacksonville	Jacksonville, Fla.	8:00 p.m. ET
	Pittsburgh at New Orleans	New Orleans, La.	8:30 p.m. ET
	Spokane at San Jose	San Jose, Calif.	10:30 p.m. ET
04/20/13	Cleveland at Philadelphia	Philadelphia, Pa.	7:05 p.m. ET
	San Antonio at Arizona	Phoenix, Ariz.	9:00 p.m. ET
04/20/13	Tampa Bay at Orlando	Orlando, Fla.	7:00 p.m. ET
	Chicago at Utah	Salt Lake City, Utah	10:00 p.m. ET

Week 6

04/26/13	Chicago at Iowa	Des Moines, Iowa	8:05 p.m. ET
04/27/13	Utah at Cleveland	Cleveland, Ohio	7:00 p.m. ET
	Jacksonville at Philadelphia	Philadelphia, Pa.	7:05 p.m. ET
	San Jose at New Orleans	New Orleans, La.	8:00 p.m. ET
04/28/13	San Antonio at Pittsburgh	Pittsburgh, Pa.	2:00 p.m. ET
	Orlando at Arizona	Phoenix, Ariz.	6:00 p.m. ET
04/27/13	Tampa Bay at Spokane	Spokane, Wash.	10:00 p.m. ET

AFL WEEKLY SCHEDULE



AFL

FRONT OFFICE

MEDIA

COACHES

PLAYERS

2012 RECAP

STATS

Week 7			
05/03/13	Iowa at San Antonio	San Antonio, Texas	8:30 p.m. ET
05/04/13	Arizona at Jacksonville	Jacksonville, Fla.	7:00 p.m. ET
	Orlando at Pittsburgh	Pittsburgh, Pa.	7:00 p.m. ET
	New Orleans at Tampa Bay	Tampa, Fla.	7:30 p.m. ET
	Spokane at Utah	Salt Lake City, Utah	9:00 p.m. ET
	Cleveland at San Jose	San Jose, Calif.	10:30 p.m. ET
05/04/13	Philadelphia at Chicago	Rosemont, Ill.	9:00 p.m. ET
Week 8			
05/11/13	Chicago at Cleveland	Cleveland, Ohio	7:00 p.m. ET
	Pittsburgh at Philadelphia	Philadelphia, Pa.	7:05 p.m. ET
	New Orleans at Iowa	Des Moines, Iowa	8:05 p.m. ET
	Utah at Arizona	Phoenix, Ariz.	9:00 p.m. ET
	Orlando at Spokane	Spokane, Wash.	10:00 p.m. ET
	Tampa Bay at San Jose	San Jose, Calif.	10:30 p.m. ET
05/11/13	Jacksonville at San Antonio	San Antonio, Texas	9:30 p.m. ET
Week 9			
05/17/13	New Orleans at Spokane	Spokane, Wash.	10:00 p.m. ET
05/18/13	San Antonio at Cleveland	Cleveland, Ohio	7:00 p.m. ET
	San Jose at Jacksonville	Jacksonville, Fla.	7:00 p.m. ET
	Tampa Bay at Pittsburgh	Pittsburgh, Pa.	7:00 p.m. ET
	Iowa at Utah	Salt Lake City, Utah	9:00 p.m. ET
05/19/13	Arizona at Chicago	Rosemont, Ill.	4:00 p.m. ET
05/18/13	Orlando at Philadelphia	Philadelphia, Pa.	7:00 p.m. ET
Week 10			
05/24/13	Spokane at San Antonio	Spokane, Wash.	8:30 p.m. ET
05/25/13	Cleveland at Pittsburgh	Pittsburgh, Pa.	7:00 p.m. ET
	Jacksonville at Orlando	Orlando, Fla.	7:30 p.m. ET
	Philadelphia at Tampa Bay	Tampa, Fla.	7:30 p.m. ET
	Iowa at Arizona	Phoenix, Ariz.	9:00 p.m. ET
	Utah at San Jose	San Jose, Calif.	10:30 p.m. ET
05/25/13	Chicago at New Orleans	New Orleans, La.	9:00 p.m. ET
Week 11			
06/01/13	Pittsburgh at Jacksonville	Jacksonville, Fla.	7:00 p.m. ET
	Arizona at Philadelphia	Philadelphia, Pa.	7:05 p.m. ET
	Chicago at Orlando	Orlando, Fla.	7:30 p.m. ET
	Cleveland at New Orleans	New Orleans, La.	8:00 p.m. ET
	Tampa Bay at Iowa	Des Moines, Iowa	8:05 p.m. ET
06/03/13	Utah at San Antonio	San Antonio, Texas	8:30 p.m. ET
06/01/13	San Jose at Spokane	Spokane, Wash.	10:00 p.m. ET



AFL WEEKLY SCHEDULE

AFL FRONT OFFICE MEDIA COACHES PLAYERS 2012 RECAP STATS

Week 12			
06/07/13	Iowa at Cleveland	Cleveland, Ohio	7:30 p.m. ET
06/08/13	New Orleans at Philadelphia	Philadelphia, Pa	7:05 p.m. ET
	Arizona at San Antonio	San Antonio, Texas	8:30 p.m. ET
	Jacksonville at Spokane	Spokane, Wash.	10:00 p.m. ET
	Pittsburgh at San Jose	San Jose, Calif.	10:30 p.m. ET
06/08/13	Orlando at Tampa Bay	Tampa, Fla.	7:30 p.m. ET
	Utah at Chicago	Rockford, Ill.	8:00 p.m. ET
Week 13			
06/15/13	Philadelphia at Pittsburgh	Pittsburgh, Pa.	7:00 p.m. ET
	Cleveland at Orlando	Orlando, Fla.	7:30 p.m. ET
	Tampa Bay at New Orleans	New Orleans, La.	8:00 p.m. ET
	San Jose at Iowa	Des Moines, Iowa	8:05 p.m. ET
	Spokane at Arizona	Phoenix, Ariz.	9:00 p.m. ET
06/15/13	San Antonio at Chicago	Rockford, Ill.	8:00 p.m. ET
	Jacksonville at Utah	Salt Lake City, Utah	9:00 p.m. ET
Week 14			
06/21/13	Utah at Spokane	Spokane, Wash.	10:00 p.m. ET
06/22/13	Cleveland at Jacksonville	Jacksonville, Fla.	7:00 p.m. ET
	Iowa at Philadelphia	Philadelphia, Pa	7:05 p.m. ET
	Chicago at Tampa Bay	Tampa, Fla.	7:30 p.m. ET
	Pittsburgh at Orlando	Orlando, Fla.	7:30 p.m. ET
	San Antonio at New Orleans	New Orleans, La.	8:00 p.m. ET
06/22/13	Arizona at San Jose	San Jose, Calif.	10:30 p.m. ET
Week 15			
06/29/13	New Orleans at Pittsburgh	Pittsburgh, Pa.	7:00 p.m. ET
	Philadelphia at Cleveland	Cleveland, Ohio	7:00 p.m. ET
	San Antonio at Iowa	Des Moines, Iowa	8:05 p.m. ET
	San Jose at Utah	Salt Lake City, Utah	9:00 p.m. ET
06/29/13	Orlando at Jacksonville	Jacksonville, Fla.	7:00 p.m. ET
Week 16			
07/06/13	Pittsburgh at Cleveland	Cleveland, Ohio	7:00 p.m. ET
	Spokane at Tampa Bay	Tampa, Fla.	7:30 p.m. ET
	New Orleans at Utah	Salt Lake City, Utah	9:00 p.m. ET
	San Antonio at San Jose	San Jose, Calif.	10:30 p.m. ET
07/06/13	Chicago at Philadelphia	Philadelphia, Pa.	7:05 p.m. ET
07/06/13	Arizona at Orlando	Orlando, Fla.	7:30 p.m. ET

AFL WEEKLY SCHEDULE



AFL

FRONT OFFICE

MEDIA

COACHES

PLAYERS

2012 RECAP

STATS

Week 17			
07/12/13	Utah at Philadelphia	Philadelphia, Pa.	7:35 p.m. ET
07/13/13	Spokane at Jacksonville	Spokane, Wash.	7:00 p.m. ET
	Iowa at Orlando	Orlando, Fla.	7:30 p.m. ET
	Cleveland at Chicago	Rosemont, Ill.	8:00 p.m. ET
	Tampa Bay at San Antonio	San Antonio, Texas	8:30 p.m. ET
	New Orleans at Arizona	Phoenix, Ariz.	9:00 p.m. ET
07/13/13	San Jose at Pittsburgh	Pittsburgh, Pa.	7:00 p.m. ET
Week 18			
07/19/13	San Antonio at Spokane	Spokane, Wash.	10:00 p.m. ET
07/20/13	Pittsburgh at Tampa Bay	Tampa, Fla.	7:30 p.m. ET
	Jacksonville at New Orleans	New Orleans, La.	8:00 p.m. ET
	Utah at Iowa	Des Moines, Iowa	8:05 p.m. ET
	Chicago at Arizona	Phoenix, Ariz.	9:00 p.m. ET
	Philadelphia at San Jose	San Jose, Calif.	10:30 p.m. ET
07/20/13	Orlando at Cleveland	Cleveland, Ohio	7:00 p.m. ET
Week 19			
07/26/13	Pittsburgh at Spokane	Spokane, Wash.	10:00 p.m. ET
07/27/13	Tampa Bay at Jacksonville	Jacksonville, Fla.	7:00 p.m. ET
	New Orleans at Orlando	Orlando, Fla.	7:30 p.m. ET
	San Jose at Chicago	Rosemont, Ill.	8:00 p.m. ET
	Arizona at Iowa	Des Moines, Iowa	8:05 p.m. ET
	Cleveland at Utah	Salt Lake City, Utah	9:00 p.m. ET
07/27/13	Philadelphia at San Antonio	San Antonio, Texas	9:00 p.m. ET



AFL TEAMS



Arizona Rattlers
National Conference
West Division
Team Colors: Black,
Teal, and Copper
Years in League: 21st

Team Office
201 East Jefferson Street
Phoenix, AZ 85004
Phone: 480-985-3292
Fax: 480-781-1286
Website: www.AZRattlers.com

Front Office
Head Coach/ General Manager: Kevin Guy
Director of Operations: Joe Windham
Director of Team Operations: JT Thompson
Media and PR Coordinator: Nykki Schele
Director of Ticketing: Adam Somers
Arena Operations: Nick Vaerewyck, Jim Pitman

Arena
US Airways Center
201 E Jeffereson Street
Phoenix, AZ 85004
Main Phone: 602-379-2000
Press Entrance: NE Corner at Jefferson and
Third Street



Chicago Rush
National Conference
Central Division
Team Colors: Blue,
White and Silver
Years in League: 12th

Team Office
2340 S. River Road, Suite #402
Des Plains, IL 60018
Phone: 855-787-4946
Fax: 224-567-8952
Website: www.arenarush.com

Front Office
Owner: David Staral, Jr.
Head Coach: Bob McMillen
Director of Media and PR: Mike McLaughlin

Arena
Allstate Arena
6920 North Mannheim Road
Rosemont, IL 60018
Main Phone: 847-635-6601
Press Entrance: North Gate, East Doors



Cleveland Gladiators
American Conference
East Division
Team Colors: Red, Black,
and Gray
Year in League: 15th

Team Office
200 Touchdown Drive
Cleveland, OH 44115
Phone: 216-420-2222
Fax: 216-420-2298
Website: www.clevelandgladiators.com

Front Office
Majority Owner: Dan Gilbert
President: Len Komoroski
Special Advisor: Bernie Kosar
Head Coach: Steve Thonn
Director of Player Personnel: Ron Selesky
Director of Communications: Sarah Jamieson

Arena
Quicken Loans Arena
200 Touchdown Drive
Cleveland, OH 44115
Main Phone: 216-420-2000
Press Entrance: Located on South Side of
the arena, across from progressive field, on
Gateway Plaza

AFL TEAMS



Iowa Barnstormers
National Conference
Central Division
Team Colors: Black,
Gold, Red, and White
Years in League: 10th

Team Office
730 3rd Street
Des Moines, Iowa 50309
Phone: 515-633-2255
Fax: 515-564-8451
Website: theiowabarnstormers.com

Front Office
President: Jeff Lamberti
General Manager: John Petit
Director of Operations: Greg Boyd
Director of Ticketing: Matt Swim
Head Coach: Mike Hohensee

Arena
Wells Fargo Arena
730 3rd Street
Des Moines, Iowa 50309
Main Phone: 515-633-2255
Press Entrance: Northwest VIP Entrance



New Orleans VooDoo
American Conference
South Division
Team Colors: Black,
Purple, and Red
Years in League: 7th

Team Office
1515 Poydras Street, Suite #100
New Orleans, LA 70112
Phone: 504-875-3900
Fax: 504-875-3906
Website: www.aflvoodoo.com

Front Office
Team Majority Owner: Dan Newman
Head Coach: Pat O'Hara
Game Operations: Jason Coffel
Football Operations: Gary Gussman
Director of Media Relations: Hayley Asaro

Arena
New Orleans Arena
1660 Girod Street
New Orleans, LA 70112
Main Phone: 504-587-3663
Press Entrance: West Loading Dock,
Double Doors



Jacksonville Sharks
American Conference
South Division
Team Colors: Midnight Black,
Blood Red, and Silver
Years in League: 4th

Team Office
1000 W Bay Street
Jacksonville, FL 32204
Phone: 904-900-2060
Website: www.jaxsharks.com

Front Office
Managing Partner: Jeff Bouchy
Partner: Larry Payne
Partner/VP of Ticketing: Steve Curran
Assistant General Manager: Tim Johnson
Director of Media Relations: Zander Kean
Director of Game Operations: Julie Romanik
Account Sales Manager-Ticketing: Mike Adams
Head Coach: Les Moss

Arena
Sea Best Fields
Jacksonville Veterans Memorial Arena
300 A. Philip Randolph Boulevard
Jacksonville, FL 32202
Main Phone: 904-630-3900

AFL

FRONT OFFICE

MEDIA

COACHES

PLAYERS

2012 RECAP

STATS



AFL TEAMS



ORLANDO PREDATORS

Orlando Predators
American Conference
South Division
Team Colors: Red and Black
Year in League: 22nd

Team Office
202 South Graham Avenue
Orlando, FL 32803
Phone: 407-648-4444
Fax: 407-839-4877
Website: www.orlandopredators.com

Front Office
Managing Partner: Brett Bouchy
Chief Operating Officer: Darrell Harbin
Business/Ticket Operations: Chris Tamburrelli
Corporate Sales: Michele Tamburrelli
Game Operations: Adrian Robles
Arena Operations: Michael Thompson
Media Relations Coordinator: Johanna Kimberley
Head Coach: Doug Plank

Arena
Amway Center
400 West Church Street
Orlando, FL 32801
Main Phone: 407-440-7000
Press Entrance: Security Entrance,
Southeast Side (Hughey Ave & South St.)



Pittsburgh Power
American Conference
East Division
Team Colors: Black and Gold
Year in League: 3rd

TEAM OFFICE:
One PPG Place, Suite 2370
Pittsburgh, PA 15222
Telephone: 412-697-7846
Fax: 412-697-0997
Website: www.pittsburghpowerfootball.com

FRONT OFFICE:
Co-Owners: Matt Shaner, Lance Shaner, Lynn Swann
President: Peter Hill CFO: Ben Eltz
COO/GM: Michael Gorham
Sr. VP of Marketing/Media Relations: Rob Goodman
Director of Ticketing: Calvin Jackson
Director of Football Operations: Justin Gould
Director of Player Personnel: Brad Wittke
Head Coach: Derek Stingley

ARENA:
CONSOL Energy Center
1001 Fifth Avenue
Pittsburgh, PA 15219
Telephone: 412-642-1800



Philadelphia Soul
American Conference
East Division
Team Colors: Soul Blue and Grey
Year in League: 8th

Team Office
1635 Market Street, 17th Floor
Phone: 215-253-4900
Fax: 215-253-4933
Website: www.philadelphiasoul.com

Front Office
Co-Majority Owners: Craig A. Spencer, Ron Jaworski
Owners: Pete Ciarrocchi, Cosmo DeNicola, Martin E. Judge
VP/COO: John Adams
General Manager: Tom Goodhines
VP of Ticket Sales: Joe Krause
Director of Administration: Melissa Demyan
Director of Corporate Sales: John Strayhorn
Game Ops Coordinator: Sara Kalman
Head Coach: Clint Doezele

Arena
Wells Fargo Center
3601 South Broad Street
Philadelphia, PA 19148
Main Phone: 215-336-3600

AFL TEAMS



San Antonio Talons:
National Conference
Central Division
Team Colors: Black, Blue,
and White
Year in League: 4th

TEAM OFFICE:
8000 IH-10 #1200
San Antonio, TX 78230
Telephone: 210-277-8336
Website: www.sanantoniolions.com

FRONT OFFICE:

Owner: David Lynd
CEO: Beau Raich
Executive Vice President/COO: Keith Recine
Head Coach: Lee Johnson
VP of Corporate Sponsorships: Jaun Aguilera
Executive Assistant: Amie Hardin
Director of Media & Communications: Tacee Walters
Director of Ticketing: Marion McClary
Community Relations Coordinator: JJ De La Rosa
Premium Sales Representative: Dan Brenner
Ticket Manager: Marco Pena

ARENA:

Alamodome
100 Montana Street
San Antonio, TX 78203



San Jose SaberCats
National Conference
West Division
Team Colors: SaberGold, Green,
Coral, Platinum, and Black
Year in League: 17th

TEAM OFFICE
600 E. Brokaw Road
San Jose, CA 95612
Telephone: 408-673-3400
Fax: 408-673-3401
Website: www.thesanjosesabercats.com

FRONT OFFICE:

Head Coach/Owner: Darren Arbet
Football Operations: Jeff Jarnigan
Arena Operations: James Hamnett
Ticket Operations: Sean Carscadden
Game Operations: Hank Stern
Media & Public Relations Manager: Jordan Stepp

ARENA:

HP Pavillion at San Jose
525 West Santa Clara Street
San Jose, CA 95113
Main Phone: 408-287-7070

AFL

FRONT OFFICE

MEDIA

COACHES

PLAYERS

2012 RECAP

STATS



AFL TEAMS



Tampa Bay Storm:
 American Conference
 South Division
 Team Colors: Blue, Gold
 and White
 Year in League: 26th (22nd
 in Tampa Bay)

TEAM OFFICE:
 401 Channelside Drive
 Tampa, FL 33602
 Telephone: 813-276-7300
 Fax: 813-307-5902
 Website: www.tampabaystrom.com

FRONT OFFICE:
 President: Derrick Brooks
 Vice President of Football Operations: Jeff
 Goch
 Media Relations: Jim Robinson
 Football Operations Manager: Casey Turley
 Administrative Coordinator: Jenna DeBruler
 Arena Operations: Mary Milne
 Communications: Bill Wickett
 Ticket Operations: Jim Mannino
 Game Operations: John Franzone
 Head Coach: Dave Ewart

ARENA:
 Tampa Bay Times Forum
 401 Channelside Drive
 Tampa, FL 33602
 Main Phone: 813-301-6500
 Press Entrance: Gate D located at
 the Southeast corner of the Tampa
 Bay Times Forum



Utah Blaze:
 National Conference
 West Division
 Team Colors: Black, Orange,
 and White
 Year in League: 7th

TEAM OFFICE:
 301 W. South Temple
 Salt Lake City, UT 84101
 Telephone: 888-992-5293
 Fax: 801-405-8090
 Website: www.UTBlaze.com

FRONT OFFICE:
 Owners: Logan Hunter, Klm Brown, Issac Jacobson,
 Ron James, Justin Hyde, Tyler Norton, Cody Hyde
 VP of Sales and Marketing: Brent Roberts
 Director of Communications: Michael Dujulio
 Director of Game Operations: Tom Schimpf
 Promotions Coordinator: Anthony Johnson
 Director of Ticketing: James Farwell
 Head Coach: Ron James

ARENA:
 EnergySolutions Arena
 301 West South Temple
 Salt Lake City, UT 84101
 Main Phone: 888-992-5293



2013 AFL TV SCHEDULE



ARENA FOOTBALL SATURDAY

WK	DATE	MATCHUP	TIME
1	March 23	Philadelphia @ Arizona	8:00 PM
2	March 30	Iowa @ New Orleans	7:00 PM
3	April 6	San Jose @ Arizona	8:30 PM
4	April 13	Philadelphia @ Iowa	7:00 PM
5	April 20	Chicago @ Utah	10:00 PM
6	April 27	Tampa Bay @ Spokane	10:00 PM
7	May 4	Philadelphia @ Chicago	9:00 PM
8	May 11	Jacksonville @ San Antonio	9:30 PM
9	May 18	Orlando @ Philadelphia	7:00 PM
10	May 25	Chicago @ New Orleans	9:00 PM
11	June 1	San Jose @ Spokane	10:00 PM
12	June 8	Orlando @ Tampa Bay	7:30 PM
13	June 15	Jacksonville @ Utah	9:00 PM
14	June 22	Arizona @ San Jose	10:30 PM
15	June 29	Orlando @ Jacksonville	7:00 PM
16	July 6	Arizona @ Orlando	7:30 PM
17	July 13	San Jose @ Pittsburgh	7:00 PM
18	July 20	Orlando @ Cleveland	7:00 PM
19	July 27	Philadelphia @ San Antonio	9:00 PM

All Times Eastern. Games Subject to Change

PLAYOFFS - FIRST ROUND

August 3-4

CONFERENCE CHAMPIONSHIPS

August 10-11

ARENABOWL XXVI

August 17

CBS Sports Network
Channel Finder

Channel finder link –
[www.cbssportsnetwork.com/
channelfinder](http://www.cbssportsnetwork.com/channelfinder)

DirecTV channel 613

Dish Network channel
158

FiOS channel 94





2013 AFL OFFICIALS

COORDINATOR OF OFFICIALS

Carl T. Paganelli

ASSISTANT SUPERVISORS OF OFFICIALS

David Chesney
Buddy Ward

2013 AFL OFFICIALS

Mike Aaronian
Reginald Berry
Brad Brunet
Jeff Carr
Steve Coullias
John Drayton
Ed Feaster
Shawn Hochuli
Matt Kukar
Tim McGowan
Kevin Mitchell
Scott Petersen
Matt Richards
Gerald Savoie
Roger Stewart
Wade Wagner

Mark Bailey
Marc Bovas
Neil Brunner
James Cole
David Cutaia
Thomas Eaton
Glen Fucik
Jeff Johnson
Ken Leffle
Tony Meyer
Mike Moore
Rick Podraza
Mearl Robinson
Larry Smith
Terri Valenti
Andy Warner

Grantis Bell
Chad Bowers
Scott Campbell
Robert Colosimo
RG Detillier
Paul Engelberts
Al Granado
Riley Johnson
John Love
Harold Mitchell
Michael Packer
Ken Ray
Brad Rogers
Reggie Smith
Lo Van Pham
Homer Williams

Mark Bennett
Scott Brown
Tony Cannella
Jim Corpora
Matt Dornan
Jason Fagon
Craig Griffith
Jake Kemp
Tom McCabe
Judson Mitchell
Joe Pester
Clay Reynard
Kelly Saalfeld
Chris Snead
Scott Vaughn
Thomas Work

AFL COMMUNICATIONS

640 North LaSalle Street, Suite 557, Chicago, IL 60654
TEL: (312) 465-2200 - FAX: (312) 496-3055
www.arenafootball.com

Anthony Herron – V.P. of Broadcast, Communications & Branding: (312) 465-2212, aherron@arenafootball.com
BJ Pickard – Director of Communications: (312) 465-2204, bjpickard@arenafootball.com
Mallory Treleaven – Manager of Team and Media Services: (312) 465-2206, mtreleaven@arenafootball.com

AFL TEAM PR CONTACTS

ARIZONA RATTTLERS
Nykki Schele
(360) 704-6418
nschele@azrattlers.com

NEW ORLEANS VOODOO
Hayley Asaro
(504) 875-3900
hayley@aflvoodoo.com

SAN JOSE SABERCATS
Jordan Stepp
(408) 673-3400 x31208
j.stepp@thesanjososabercats.com

CHICAGO RUSH
Mike McLaughlin
(630) 957-8163
mmclaughlin@arenarush.com

ORLANDO PREDATORS
Darrell Harbin
(407) 447-3332
dharbin@orlandopredators.com

SPOKANE SHOCK
Ryan Eucker
(509) 242-7462
reucker@spokaneshock.com

CLEVELAND GLADIATORS
Sarah Jamieson
(216) 420-2672
sjamieson@clevelandgladiators.com

PHILADELPHIA SOUL
Tom Goodhines
(215) 253-4900 x144
tgoodhines@philadelphiasoul.com

TAMPA BAY STORM
Ben Shotten
(631) 514-9606
ben@tampabaystorm.com

IOWA BARNSTORMERS
Greg Boyd
(515) 633-2255
gboyd@theiowabarnstormers.com

PITTSBURGH POWER
Rob Goodman
(412) 697-7846 x210
rgoodman@pittsburghpowerfootball.com

UTAH BLAZE
Mike Dijulio
(425) 894-8626
miked@utblaze.com

JACKSONVILLE SHARKS
Zander Kean
(904) 900-2060
zander@jaxsharks.com

SAN ANTONIO TALONS
Tacee Walters
(210) 227-8326
twalters@sanantoniotalons.com

AFL FRONT OFFICE MEDIA COACHES PLAYERS 2012 RECAP STATS



AFL

FRONT OFFICE

MEDIA

COACHES

PLAYERS

2012 RECAP

STATS

FRONT OFFICE



FRONT OFFICE STAFF

AFL

FRONT OFFICE

MEDIA

COACHES

PLAYERS

2012 RECAP

STATS

26

Executive Staff

Brady Nelson

Majority Owner/CEO
Office: 509.242.7463
bnelson@spokaneshock.com

Tracy Malingo

Executive Vice President
Office: 509-242-7460
tracy@spokaneshock.com

Staff

Ryan Rigmaiden

General Manager
Office: 509.462.9603
ryan@spokaneshock.com

Kathy Bevan

Vice President of Sales
Office: 509.242.7464
kbevan@spokaneshock.com

Ryan Eucker

Communications & Marketing
Office: 509-242-7476
reucker@spokaneshock.com

John McMullan

Game Operations
Office: 509.462.9602
john@spokaneshock.com

Andrew Dolan

Director of Ticket Sales
Office: 509-242-7478
adolan@spokaneshock.com

Trevor Sharpe

Group Tickets
Office: 509-242-7473
tsharpe@spokaneshock.com

Josh Clayton

Community Relations
Office: 509-242-7477
jclayton@spokaneshock.com

Wendell Toliver

Corporate Tickets
Office: 509-242-7474
wtoliver@spokaneshock.com

Matt Jex

Account Executive
mjex@spokaneshock.com

FRONT OFFICE STAFF



AFI

FRONT OFFICE

MEDIA

COACHES

PLAYERS

2012 RECAP

STATS

Trainers

Phil Dawson ATC, AT/L
Head Athletic Trainer

Kyle Havercroft AT/L, ATC
Assistant Athletic Trainer

Physicians

Tom Halvorson MD
Team Physician

Kelli Pearson DC, DABCO, FICC
Chiropractic Physician

Eric Anderson MD
Primary Care Sports Medicine Team Physician

Ryan Johnson, DC
Chiropractic Physician

Medical Staff

Keith Eggleston AT/L, ATC
Coordinator of Medical Services

Quinn Marianno
Sports Medicine Intern

Mike Schucker MPAS, PAC
Team Medical Staff

Sam O'Leary
Sports Medicine Intern

Intern Staff

Christlme Prehm <i>EWU</i>	Kelsey Berg <i>EWU</i>	Kyra Oja <i>EWU</i>	DJ Tripoll <i>Whitworth</i>
Elliot Martin <i>EWU</i>	Nick Taylor <i>EWU</i>	Alan Conklin <i>Gonzaga</i>	Melissa Ross <i>Whitworth</i>
Erlin Curtls <i>EWU</i>	Patrick Mealey <i>EWU</i>	Andrew Thomas <i>Gonzaga</i>	Andrew Peterson <i>WSU</i>
Ivan Lam <i>EWU</i>	Sara Welnard <i>EWU</i>	Briana Baer <i>Gonzaga</i>	Kory Sauve <i>WSU</i>
Jared Vall <i>EWU</i>	Stacey Black <i>EWU</i>	James Donovan <i>Gonzaga</i>	Samantha Shulock <i>WSU</i>
John "Ty" Armstrong <i>EWU</i>	Tawnee Moss <i>EWU</i>	Natalle Janes <i>Gonzaga</i>	Travis Mattoon <i>WSU</i>
	Zach Holm <i>EWU</i>		





MEDIA & FRANCHISE INFORMATION

AFL FRONT OFFICE **MEDIA** COACHES PLAYERS 2012 RECAP STATS



SPOKANE ARENA



Location

720 W Mallon Ave
Spokane, WA 99201

Contact Info

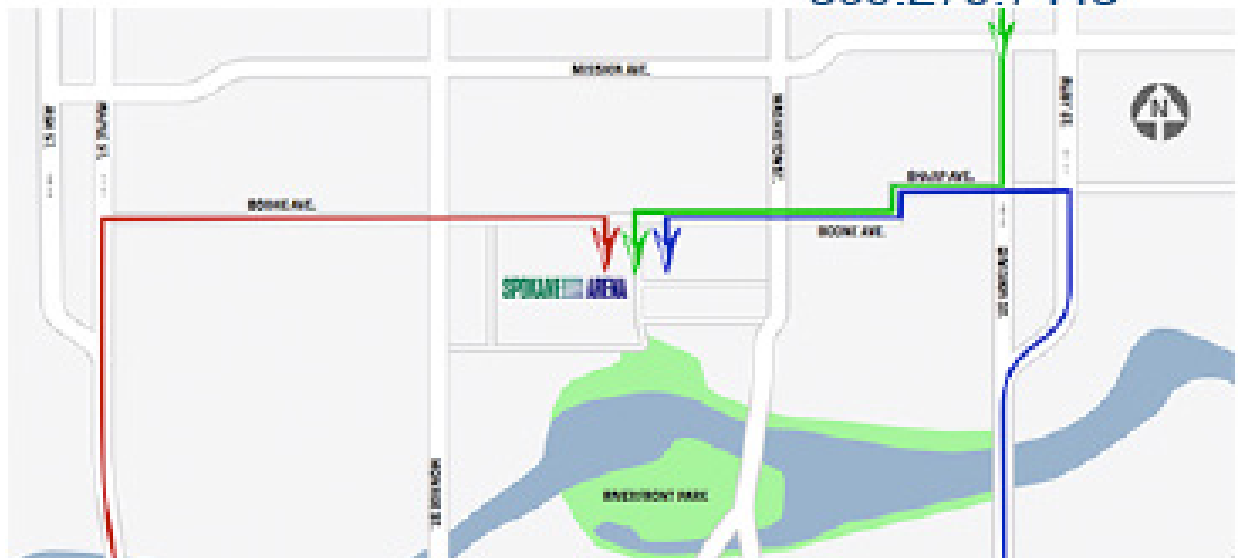
(509) 279-7000

Ticketing

800.325.SEAT

Security

509.279.7443



FROM WEST (I-90 EASTBOUND)

East on I-90 to Maple St. Exit
Left on Maple St. to Boone Ave.
Right on Boone Ave., continue to Howard St.
Right on Howard St., parking entrance on Howard St.

FROM EAST (I-90 WESTBOUND)

West on I-90 to Division St. Exit 281
Stay on Division as it splits to one-way Ruby St.
Left on Sharp Ave., Sharp turns left into Atlantic
then right onto Boone Ave. Continue on Boone Ave.
to Howard St. Parking entrance on Howard St.

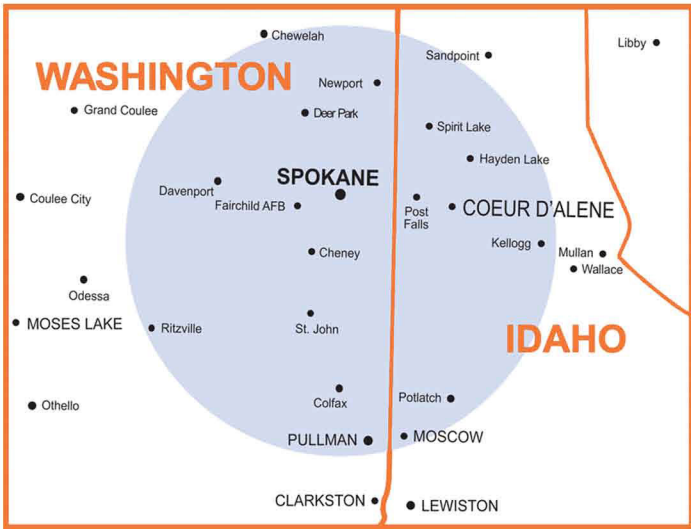
FROM NORTH

South on Highway 205 (Division St.) - Left on
Sharp Ave. Sharp turns left into Atlantic then
right onto Boone Ave. Continue on Boone Ave.
to Howard St. Parking entrance on Howard St.

SHOCK MEDIA PARTNERS



SHOCK RADIO



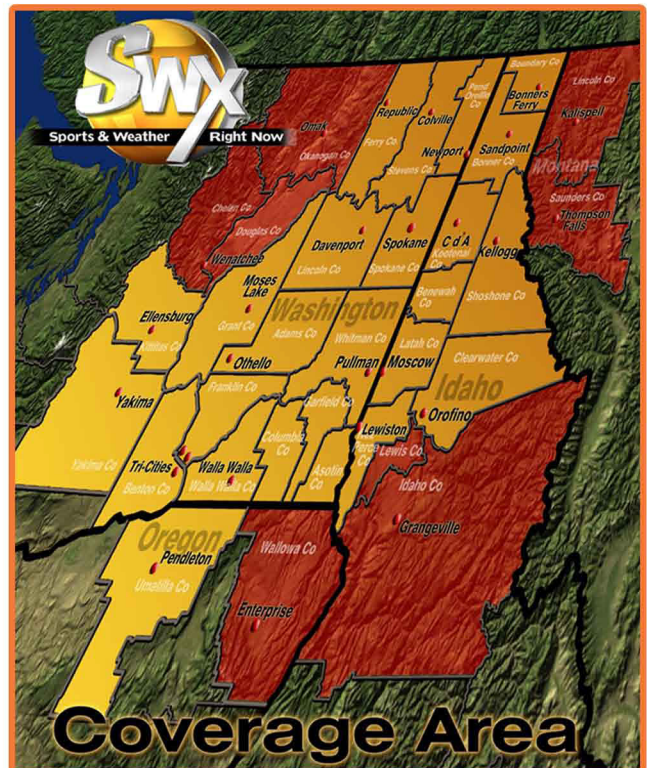
Listen to every Shock game, Home and Away, the entire season with Dennis Patchin and Keith Osso on 700 ESPN The Ticket

SHOCK TELEVISION



Tune in to the excitement of the Spokane Shock on KHQ-SWX TV for all home games

Coverage reaches Eastern Washington, Northern Idaho, Northeast Oregon, and Northwest Montana all season long



AFL FRONT OFFICE MEDIA COACHES PLAYERS 2012 RECAP STATS



COMMUNITY PARTNERS

STATS 2012 RECAP PLAYERS COACHES MEDIA FRONT OFFICE AFL

The Spokane Shock have developed a Mission Statement guided toward representing and serving our community.

Each year, the Shock organization takes part in numerous community events to support and raise funds for local philanthropic groups. Players regularly make visits to local hospitals and schools in effort to support active lifestyles for our youth.

As a Shock sponsor, we would love to become involved and support any charitable organization that your business is affiliated with to create opportunities for our community.

Whether it be Player or Coach appearances, volunteering time, or donating items for auction based fundraisers; the Shock are here to help your organization!



A few philanthropic groups the Shock support...



BOYS & GIRLS CLUBS





COACHES



COACHING STAFF

ANDY OLSEN HEAD COACH



Andy Olson joined the Spokane Shock coaching staff in 2011 as the Offensive Coordinator and was promoted to Head Coach in the 2012 season. Prior to his coaching career, Olson was a key member of the Shock's 2008 Conference Championship team and helped Spokane capture the 2009 ArenaCup.

Olson's first season as Head Coach for the Shock ended with a 10-8 overall season, however, in a dominant West Conference with Spokane, Arizona, Utah, and San Jose all having winning overall records; the Shock fell just a few plays shy in key inter-conference play and missed the playoffs. There were many highlights during the 2012 season. Spokane averaged 59.1 points per game (fifth in the league) which included a 90-point outing against San Jose on June 23rd. QB Kyle Rowley set an AFL single-game touchdown record in that game against the SaberCats (12). K Kenny Spencer set a single-season AFL record for converted PATs (146) and Adron Tennell set single-season franchise records in receptions (157), yardage (1810) and touchdowns (40).

As Offensive Coordinator in 2011 for 17 games, the Shock averaged 58.8 points/game (fifth in the league). Despite an injury plagued season in which the team used seven different quarterbacks, Spokane still posted 70 points or more in six contests, including a season-high of 76 in a victory over the Utah Blaze in the Joe Albi Summer Outdoor Classic.

In 29 regular season games as a player with the Shock, Olson recorded 220 receptions for 2,201 yards and 36 touchdowns. During his four-year collegiate career at Western Washington University, Olson set the all-time record for touchdowns (31) and receptions (183) and was second all-time in receiving yards (2,990).



TRAVIS CRUSENBERRY

Defensive Coordinator & Line Coach

Travis Crusenberry was a member of the ArenaCup Championship coaching staff in 2006 under Chris Siegfried. The following season, Crusenberry left the af2 to join the AFL's Kansas City Brigade as Offensive Line Coach and Director of Player Personnel for two years. As the Director of Player Personnel, Crusenberry created a roster that gave the Brigade its first playoff berth in franchise history and its best record (10-6).

2010 marked Crusenberry's return to the AFL and to Spokane. Under Head Coach Rob Keefe, Crusenberry captured his first ArenaBowl Championship and molded one of the top offensive lines in the AFL.



WILL MOULDER

Defensive Backs Coach

Mulder, a native of Versailles, KY, set nearly every record for punt returns and interceptions as a defensive back at Campbellsville University from 2001-2003.

After graduating from Campbellsville in 2004, Mulder spent five seasons as a member of the Lexington Horsemen of the United Indoor Football League and af2 (UIFL from 2005-2007) During his af2 rookie season in 2008, Mulder led the Horsemen with 57.5 tackles, three interceptions, and 19 pass break-ups. He also added 1,895 all-purpose yards as a kick returner. In 2009 Mulder earned second-team all af2 honors after recording 11 interceptions, 24 pass break-ups, and 65.5 tackles. He added 1,770 yards on special teams.

Mulder joined the Spokane Shock in 2010 where he recorded 82 tackles, 19 pass break-ups, three interceptions, three fumble recoveries and a forced fumble

In 2011 Mulder played for the Utah Blaze where he recorded two interceptions and 25 tackles in four games of action



PLAYERS

2013 SHOCK ROSTER



ALPHABETICAL

NUMBER	NAME	POSITION	HEIGHT	WEIGHT
2	Bell, Beau	LB	6'1"	245
2	Brooks, Duane	WR	6'0"	190
16	Black, Steven	WR	6'3"	210
58	Cave, Ryan	OL	6'5"	335
4	Dodd-Masters, Ruschard	DB	6'0"	190
50	Falakiseni, Will	OL	6'2"	320
96	Green, William	DL	6'4"	255
70	Horn, Levi	OL	6'7"	315
19	Jorden, Kamar	WR	6'3"	205
20	McGlenn, Cameron	DB	6'0"	200
9	Meyer, Erik	QB	6'2"	210
94	Moore, Rennie	DL	6'2"	270
3	Moore, Terence	LB	6'2"	225
10	Nelson, Arvell	QB	6'5"	230
57	Novikoff, Tyrone	OL	6'7"	320
55	Pino, Chris	OL	6'5"	320
2	Pleasant, Josh	DB	5'10"	190
5	Sanders, Terrance	DB	5'11"	185
94	Schiechl, Marc	LB	6'3"	270
7	Solomon, Jeffrey	WR	6'0"	200
1	Stephans, Paul	DB	5'9"	170
23	Stoudamire, Patrick	DB	5'11"	204
57	Taylor, Terrance	DL	6'0"	320
17	Tenell, Adron	WR	6'5"	205
92	Tucker, Chris	DL	6'2"	300
20	Vaughn, Chase	DL	6'2"	240
3	Young, Oliver "Tre"	WR	6'4"	210

AFL

FRONT OFFICE

MEDIA

COACHES

PLAYERS

2012 RECAP

STATS



2013 SHOCK ROSTER

NUMERICAL

#	Player	Position	Height	Weight
1	Stephens, Paul	DB	5' 9"	170 lbs
2	Bell, Beau	LB	6' 1"	245 lbs
3	Young, Oliver "Tre"	WR	6' 4"	210 lbs
5	Sanders, Terrance	DB	5' 11"	185 lbs
7	Solomon, Jeffrey	WR	6' 0"	200 lbs
8	Moore, Terence	LB	6' 2"	225 lbs
9	Meyer, Erik	QB	6' 2"	210 lbs
10	Nelson, Arvell	QB	6' 5"	230 lbs
16	Black, Steven	WR	6' 3"	210 lbs
17	Tennell, Adron	WR	6' 5"	205 lbs
19	Spencer, Kenny	K	6' 1"	220 lbs
19	Jorden, Kamar	WR	6' 3"	205 lbs
20	McGlenn, Cameron	DB	6' 0"	200 lbs
20	Vaughn, Chase	DL	6' 2"	240 lbs
23	Stoudamire, Patrick	DB	5' 11"	204 lbs
44	Ruffin, James	DL	6' 4"	265 lbs
45	Nierman, Andres	FB	6' 1"	302 lbs
52	Tupua, Samuel	OL	6' 2"	315 lbs
55	Pino, Chris	OL	6' 5"	320 lbs
60	Falakiseni, Will	OL	6' 2"	320 lbs
65	Cabbell, B.J.	OL	6' 5"	320 lbs
67	Novikoff, Tyrone	OL	6' 7"	320 lbs
67	Taylor, Terrance	DL	6' 0"	320 lbs
68	Cave, Ryan	OL	6' 5"	335 lbs
77	Ma Sun, Palauni	OL	6' 5"	320 lbs
94	Schlechl, Marc	LB	6' 3"	270 lbs



2012: Entering the season as the expected starter, Erik was injured during the first game of the season versus the Iowa Barnstormers and would not return for the remainder of the 2012 season. He was awarded the National Guard Community MVP Award in Week 4 of the season for his work in philanthropic events.

2011: Began the season with the Blaze before being traded mid-year to the Spokane Shock.

2010: Joined the AFL's Utah Blaze and played the backup role to QB Tommy Grady.

Professional Experience: In 2009, Erik spent time with the Spokane Shock where he appeared in two games connecting on 18 of 28 passes for 274 yards, and five touchdowns. Prior to his introduction to the AFL, Erik spent time with the CFL's Hamilton Tiger-Cats (2009), the NFL's Oakland Raiders (2008), Seattle Seahawks (2007), and NFL Europe's Cologne Centurions after signing as an undrafted free agent in the 2006 NFL Draft with the Cincinnati Bengals.

Personal: Meyer rewrote the record book at Eastern Washington University and was recently named as the top QB in the program's 100-year history. As an Eagle, Meyer threw for 10,261 yards and 84 touchdowns with only 17 interceptions in 42 games. Meyer was selected as the Big Sky Conference Offensive Player of the Year after both his junior and senior seasons. As a senior in 2005, Meyer won the prestigious Walter Payton Award.



PLAYERS

OFFENSIVE LINE



ARVELL NELSON

Position: QB

Height: 6' 5" Weight: 230 lbs

Pro Experience: R (AFL)

College: Texas Southern University

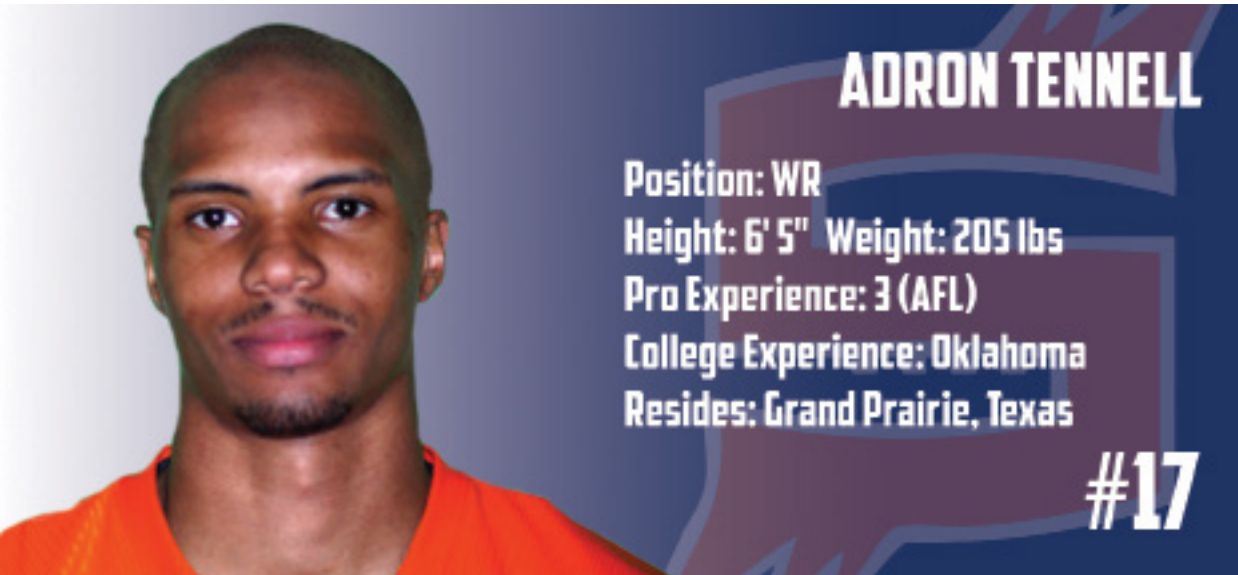
Resides: Cleveland, OH

#10

Professional Experience: Prior to signing with the Shock for the 2013 season, Nelson spent the 2012 season with the PIFL's Alabama Hammers where in 11 games he registered 258 yards and 14 touchdowns on the ground, complimented by 2,319 passing yards and 51 touchdowns.

College: Nelson, a product of Texas Southern University, began his collegiate career at the University of Iowa where he redshirted in 2006 before serving as the second string quarterback in 2007. Off the field events would lead Nelson to transfer in 2008 to Fort Scott Community College where he played defensive end and safety. After FSCC Nelson transferred to Texas Southern University in Houston, TX and returned to the quarterback position for his final two collegiate seasons. Nelson recorded 4,176 passing yards and 21 touchdowns as well as 854 rushing yards and 12 touchdowns as a TSU Tiger.

Personal: Nelson, a native of Cleveland, OH, attended Glenville High School where he played three seasons and started at quarterback for his junior and senior seasons. Nelson passed for 4,203 yards and 47 touchdowns with only nine interceptions in his two seasons at quarterback.



Professional Experience: Returning to Spokane in 2012 for his second season in the AFL, Adron missed only one game and confirmed his rookie season preview of his potential. Adron set franchise single-season records in receptions (157), yardage (1810), touchdowns (40), and points in a season (240). During his rookie campaign in 2011, Tennell made the most of his opportunities and collected 42 receptions for 469 yards with 13 touchdowns in only six games. Tennell recorded a career-high in receptions (11) in a critical game against the San Jose SaberCats and recorded another career-high in touchdown receptions (5) against the Utah Blaze at the Joe Albi Summer Classic.

College: In 2009 (senior season) at Oklahoma, Adron registered 24 receptions for 297 yards and 4 touchdowns. As a junior, Adron saw action in all 12 games for the Sooners. His sophomore season would be cut short due to a ACL tear that would also hold him out of spring drills going into his junior year. As a true freshman in 2006, Adron played in all 12 games for the Sooners serving as a back up wide receiver.

Personal: A graduate of Irving High School in Irving, TX; Adron posted a tremendous prep career. As a senior, Adron finished the season with more than 1,000 receiving yards and rushed for another 1,127 yards. He was selected and played in the U.S. Army High School All-American game, was ranked as the 36th player in the ESPN 150, and was ranked the number five wide receiver in the nation by ESPN.com.



PLAYERS

OFFENSIVE LINE



JEFFREY SOLOMON

Position: WR

Height: 6' 0" Weight: 200 lbs

Pro Experience: 2 (AFL)

College Experience: Washington State

Resides: Seattle, WA

#7

2012: Jeffrey joined the Shock as an AFL Rookie and played in five games on his way to registering 33 receptions for 431 yards (highest ypc on team at 13.1) and 8 touchdowns. Providing a mid-season spark in the passing game, Shock QB Kyle Rowley quickly recognized Solomon as a deep threat and utilized him often as Jeffrey averaged the second highest yards per game (86.2) when he was on the field.

College: In his senior season at WSU, Jeffrey appeared in the first six of the Cougar's 12 games (started four) but a mid-season knee injury would force him to miss the final half of the season. He still finished the season ranked fourth in receiving yards (236) with 17 receptions and a touchdown. As a junior, Jeffrey played in all 12 of WSU's games which included 7 starts and finished the season with 25 receptions and 298 yards, third best on the team. Prior to attending WSU and sitting out one year for NCAA transfer fules, Jeffrey spent two years at Eastern Washington University.

Personal: Graduated from Ingraham High School where he was a 3-A all-state honorable mention quarterback. He was also named by the Seattle times as one of the top 100 recruits in Washington.



2012: Steven joined the Shock for his rookie AFL season after spending time with the CFL's BC Lions. He is a big, physical wide receiver that also contributed on special teams for Spokane. On the season, Steven was third on the team in receptions (67), yardage (770), and receiving touchdowns (15).

College: In 2008 (senior season), Steven was third on the team in receptions (36) and fourth in receiving yards (286). Against Tulane, he became the first Tiger since 2006 to rush for three touchdowns in a single game. As a junior in 2007, Steven posted his most productive season as he played every game in the season and registered 42 receptions for 477 yards and a touchdown. Prior to attending Memphis, Steven spent two years at East Mississippi Community College where he racked up 30 receptions for 481 yards and four touchdowns as a sophomore and was listed by Rivals.com as one of the top 100 junior college recruits as he was a part of an offense that was ranked fifth in total offense per game (312 yards/ gm).

Personal: Steven, a native of Birmingham, AL, spent his prep career at Vestavia Hills High School where he tallied 41 receptions for 802 yards and seven receiving touchdowns as a senior. On top of his receiving skills, Steven was utilized as a running back and kick returner.



PLAYERS

OFFENSIVE LINE



KAMAR JORDEN

Position: WR
Height: 6' 3" Weight: 205 lbs
Pro Experience: R (AFL)
College Experience: Bowling Green
Resides: Darby, PA

#19

Professional Experience: Prior to signing with the Shock for the 2013 season, Jordan spent time with the NFL's Minnesota Vikings in their 2012 Training Camp as an Undrafted Free Agent.

College: Jordan, a product of Bowling Green University, earned First-Team All-Mid Atlantic Conference honors in 2011 as he started 12 games his senior season on his way to recording 78 receptions for 1,089 yards and 12 touchdowns. As a junior at Bowling Green in 2010, Jordan started all 12 games and led the MAC with 96 receptions on the season, totaling 1,109 yards and four touchdowns on his way to earning First-Team All-MAC honors. Prior to transferring to BGU in 2009 which he used as a redshirt season, Jordan attended Hudson Valley Community College where he set a new single-season school record in receptions (60) and recorded 938 receiving yards with three touchdowns.

Personal: Jordan, a native of Darby, PA, attended Penn Wood High School. As a senior, Jordan recorded 36 receptions for 626 yards and 10 touchdowns which earned him Second-Team All-State honors.



Professional Experience: In the 2011 and 2012 seasons, Young was a member of the IFL's Tri-City Fever. In 2012, Young played in 10 games in the regular season on his way to recording 59 receptions for 735 yards and 14 touchdowns. In 2011, Young played in 11 regular season games for the Fever and registered 59 receptions for 728 yards and 20 touchdowns. In 2010, Young spent time with the NFL's Carolina Panthers.

College: Young spent his collegiate career at South Carolina State where he played in a total of 45 games and started at wide receiver his final two seasons for the Bulldogs. Young is the all-time leader in receptions (134) and receiving yards (2,149) at SCS; he also served as a kick and punt returner for the Bulldogs as he averaged 24.9 yards per kick return on 26 attempts. As a senior in 2009, Young received first-team All-Mid-Eastern Athletic Conference honors as he started 12 games and set a school single-season record with 995 yards on 65 receptions and nine touchdowns. During his junior season in 2008, Young received second-team All-MEAC honors, playing in 11 games and leading the team with 48 receptions for 605 yards and four TDs. In 2007 as a sophomore for the Bulldogs, Young played in 11 games and recorded 16 catches for 370 yards and two touchdowns. During his first collegiate season in 2006 as a redshirt freshman, Young played in nine games and started in one game on his way to registering five receptions for 179 yards and two touchdowns on the season.

Personal: Young, a native of Charleston, SC, attended Burke High School.



PLAYERS

OFFENSIVE LINE



2012: Samuel joined the Shock roster for his rookie season late in the 2012 season and saw limited action. He is a versatile offensive lineman that can play the center or guard positions.

College: Samuel played two seasons at the University of Idaho. In 2010, after transferring from Palomar Junior College, he started 10 of 13 games at right guard. During his senior season in 2011, he started six of 10 games but a broken hand half way through the year would limit his action.

Personal: Samuel played two seasons at Palomar Junior College and was selected as the Lineman of the year as a sophomore while he started at center. During the 2009 season he helped his team to a 10-3 record and 8th overall national ranking. As a freshman he was selected to the first-team all-Southern Conference. Samuel had a successful high school career and was made the all-City team (Los Angeles), all-Marine league team, and was a pre-season High School all-American.



Professional Experience: Cave returns to Spokane for the 2013 season after spending time with the UFL's Virginia Destroyers during their Fall 2012 campaign. Cave first joined the Shock for his rookie AFL season in 2012 and played at center, guard, and the tackle position through out the season. He played in 14 games, with Chris Pino out of the lineup at the tight end position, Cave recorded 3 receptions at the end of the season. Two of those three receptions were for touchdowns.

College: Cave attended Hampton University where he started all 11 games as a junior for the Pirates. During his sophomore season in 2007, Ryan played in five of eleven games. As a freshman for Hampton in 2006, he appeared in all 12 games and started the final three games of the season at right guard.

Personal: A graduate of Beaufort High School in South Carolina, Cave lettered in football, basketball, track and golf during his prep career and helped the Eagles to consecutive regional championships in his final two seasons en route to a 22-5 record. In his senior season Cave was named all-state, all-region, all-area, and all- Lowcountry, including an astounding 30 pancake blocks. As a junior, Cave registered 33 pancake blocks and earned all-state, all-area, and all- Lowcountry honors.



PLAYERS

OFFENSIVE LINE



College: While playing for the Idaho Vandals, Novikoff started 30 of the 44 games he played in and was team captain his senior season. Novikoff was nominated for the AFCA Good Works Team for commitment to community service.

Personal: Four-year starter at offensive guard and defensive tackle. As a senior, Novikoff was first-team District 7 B1 offensive lineman and honorable mention defensive lineman. As a junior, he was first-team all-District 7 B1 offensive and defensive lineman honorable mention all-state in 2005.



Professional Experience: Prior to signing with the Shock for the 2013 season, Falakiseni spent the 2012 season with the IFL's Tri-City Fever.

College: Falakiseni, a product of Norfolk State, played two seasons at Norfolk State on the offensive line after transferring from the College of the Siskiyous. At COS, Falakiseni earned honorable mention all-conference honors as a freshman and sophomore.

Personal: Falakiseni, a native of Tonga, attended Tafuna High School where he played two seasons and was a second-team all-star selection as a senior.



PLAYERS

OFFENSIVE LINE



2012: Palauni returned to Spokane but would only appear in 8 games due to a shoulder injury keeping him on the Injured Reserve list.

2011: As a member of the Spokane Shock in 2011, Ma Sun appeared in 11 games and recorded two receptions for 25 yards as a tight end on the offensive line.

Professional Experience: As a member of the Chicago Rush in 2010, Ma Sun started all 17 games (regular and postseason) and recorded four touchdowns at the tight end position. Palauni appeared in five games and had one touchdown in 2009.

College: After transferring to the University of Oregon from Fresno City College, Palauni quickly exceeded transfer expectations and moved into a starting position at guard during his first fall with the Ducks. Between his two seasons at Oregon, Palauni's ability to pick up the offense was a key attribute to his success.

Personal: A graduate of Kahuku High School in Laie, HI, Palauni made his way to Fresno City College after his prep career where he was a two-year starter and chosen to SuperPrep Magazine's top-10 ranked junior college lineman. He was selected as a first-team all-American after helping his team to an 8-3 overall record. As a sophomore, he was named to the all-California Region II first-team as his team went on to compete in the state championship of the California JUCO system.



JAMES RUFFIN

Position: DL
 Height: 6' 4" Weight: 265 lbs
 Pro Experience: 2 (AFL)
 College Experience: Northern Iowa
 Resides: Minneapolis, Minnesota

#44

2012: James joined the Shock for his rookie season with the AFL serving as a versatile defensive lineman. Despite battling injuries and seeing limited action over the course of the season, James was a force when healthy. He recorded 18 tackles, three sacks, two forced fumbles, and two fumble recoveries on the season.

Professional Experience: In 2011, James spent time with the NFL's Cincinnati Bengals and played in four preseason games. The season before in 2010, he was signed as a free agent by the Bengal's and earned a spot on the team's practice squad during the season. He made his debut in the NFL with the Tampa Bay Buccaneers in 2010.

College: A graduate of Northern Iowa, James earned a 2009 invite to the East-West Shrine game. During his 2008 season at UNI, James started all 15 games and registered 31 solo tackles and 10 tackles for loss on his way to earning all-American and first team all-Missouri Valley honors. In 2007, he started all 13 games and registered 52 total tackles with 3.5 sacks and was a first team all-Gateway selection. In his first season of action for Northern Iowa in 2006, James started seven games and saw action in eleven contests as he registered 26 total tackles and one sacks. He redshirted his first season on campus in 2005.



PLAYERS

DEFENSIVE LINE



MARC SCHIECHL

Position: MLB

Height: 6' 3" Weight: 270 lbs

Pro Experience: 2 (AFL)

College: Colorado School of Mines

Resides: Lakewood, CO

#94

2012: Joined the Shock as a rookie in the AFL late in the 2012 season and filled in at the mac linebacker position during the absence of Beau Bell. Marc was a powerful inside rusher and added a strong compliment to jack linebacker Terence Moore late in the year. He recorded 12 tackles, 1.5 sacks, and one pass break up on the season.

College: A graduate of the Colorado School of Mines, Marc started all 12 games as a senior and was named to the 2011 Wes Welker Watch List. He was the first three-time all-American in CSM football program history as he became the all-time NCAA Division II career leader in sacks (46) and fourth in the NCAA Division II in career tackles for a loss (70.5). As a junior, Marc started all 11 games as he received third-team all-American honors. In his sophomore season he started all 12 games for CSM and finished second in the nation in sacks on the season (13.5) while setting a new CSM individual single- season record for tackles for a loss (21). During his freshman year in 2007, Marc played in all 12 games (started two) and finished the season with 47 total tackles while being named CSM's Newcomer and Defensive Player of the Year.

Personal: A native of Lakewood, CO, Marc attended Bear Creek High School where he was a two-year letterman for the football team, four-year letterman in wrestling, one-year letterman for the track and field team, and a four year academic letter winner. He received all-conference honors during his senior year of football and placed fifth individually for the BCHS grapplers (wrestling).

PLAYERS

DEFENSIVE LINE



2012: Jonathan would return to Spokane but see limited action due to injuries and find himself on the Injured Reserve list. He recorded 5 tackles, one sack, three forced fumbles, and one fumble recovery.

2011: As an AFL rookie in 2011, Jonathan played in seven games for the Shock and recorded 5.5 tackles, 1.5 sacks, and two fumble recoveries for the Shock.

College: After completing his collegiate career at South Carolina, Jonathan made his professional debut with the CFL's BC Lions in the 2009 season. Jonathan joined the Gamecock's in January of 2007 and played in all 12 games in the fall (started three). From the defensive line, he recorded 13 total tackles which included 9 solo stops in his first season with South Carolina.

Personal: Jonathan played at Mississippi Delta Community College in Moorhead, MS and was a two year starter. In 2006, he was a first-team all-state selection and received a four-star ranking from Scout.com as he was considered the 44th best junior college prospect. Jonathan graduated from Glenn Hills High School in Augusta, GA in 2004 where he earned all-state honors as a senior and all-area honors during his junior and senior seasons. He was named Glen Hill's best defensive lineman for three straight years and also played basketball during his prep career.



PLAYERS

DEFENSIVE LINE



TERRANCE TAYLOR

Position: DL
Height: 6' 0" Weight: 320 lbs
College Experience: Michigan
Resides: Muskegon, Michigan

#67

Professional Experience: In 2009, Terrance was selected in 4th round of the NFL draft by the Indianapolis Colts and also spent time that season with the Carolina Panthers and Detroit Lions. Terrance began his AFL career in 2011 with the Shock before being traded in May of 2011 to the AFL's Pittsburgh Power.

College: A graduate of Michigan, Terrance played for the Wolverines as a part of a highly talented defensive line group. He received Second-Team All-Big Ten honors in 2007 and Honorable Mention All-Big Ten honors in 2008.

Shock Coaching Staff on Taylor Assignment: "[Terrance] Possesses excellent power and quickness and there's a reason he was a 4th Round Draft pick. He further strengthens our defense and we're excited to see what he can do in 2013," said Shock General Manager Ryan Rigmaiden.



BEAU BELL

Position: LB

Height: 6' 1" Weight: 245 lbs

Pro Experience: 3 (AFL)

College Experience: UNLV

Resides: Tustin, CA

#2

Professional Experience: Over the past three years Bell has spent time not only with the Shock, but also with the CFL's BC Lions and UFL's Omaha Nighthawks. In 2012 for the Shock Bell was extremely effective when healthy, but also took time during the season to join the CFL BC Lion's training cap. Beau recorded 16 tackles, one forced fumble, one fumble recovery, and one interception. As a member of the Shock, Bell recorded 51.5 total tackles with 5.5 sacks, four forced fumbles, three pass break-ups, one fumble recovery, and one blocked kick.

College: Beau was considered one of the nation's top linebackers during his collegiate career and became only the fourth UNLV player ever to be invited to the Senior Bowl. As a senior in 2007, he opened the season on the Butkus Award Watch List for the second consecutive year and led the nation with 128 total tackles, five forced fumbles, and four interceptions. As a junior, an ankle sprain limited him to just seven games in the season yet still registered 76 tackles on the year. In 2005, Beau was a second team all-MWC selection as he played in all eleven games (started seven) and finished fourth in the MWC with 92 tackles.

Personal: A 2004 graduate of Tustin High School in Tustin, CA, Beau competed in the Cal-Florida Game and registered five tackles. He was selected as the Century League Defensive MVP as a junior and senior. Throughout High School, Beau was a versatile player that saw time at defensive back, defensive end, linebacker, running back as well as handling the team's kicking duties.



PLAYERS

DEFENSIVE LINE



CHASE VAUGHN

Position: LB

Height: 6' 2" Weight: 240 lbs

Pro Experience: R (AFL)

College Experience: Colorado State - Pueblo

Resides: Aurora, CO

#48

Professional Experience: Prior to signing with the Shock and in preparation to make his debut in the Arena Football League for the 2013 season, Vaughn spent his previous two seasons spending time with the CFL's Calgary Stampede and the UFL's Las Vegas Locomotives. Vaughn also spent time in 2011 with the IFL's Colorado Ice.

College: Vaughn spent his final two years of eligibility as a member of the Colorado State University – Pueblo Thunderwolves football team. As a junior and at CSU-Pueblo, Vaughn received honorable-mention All-America honors and was named to the first team All-RMAC as an outside linebacker in both his junior and senior seasons. He is the CSU-Pueblo all-time sack leader and owns the school and RMAC record for most sacks in a single game (4.5). Vaughn's first two collegiate seasons were spent at Adams State College in Alamosa, CO. As a sophomore in 2007, Vaughn registered 47 tackles, 4.5 sacks, 1 forced fumble and 1 fumble recovery. As a freshman, Vaughn recorded 14 tackles, 2 sacks, and 1 forced fumble.

Personal: A native of Smoky Hill High School in Aurora, CO; Vaughn was an all-conference honorable mention selection as he recorded 53 tackles, 6 sacks, 2 forced fumbles, and one fumble recovery.



TERENCE MOORE

Position: JLB

Height: 6' 2" Weight: 225 lbs

Pro Experience: 2 (AFL)

College Experience: Troy

Resides: Columbus, Georgia

#8

2012: Terence joined Spokane for his rookie AFL season. Despite an early season injury that would place him on the Injured Reserve list for four weeks, Terence registered 32 tackles, 3 forced fumbles, 3 fumble recoveries and 3 interceptions at linebacker. He also carried the ball four times on the season for a gain of 5 yards and two touchdowns.

College: In his final season at Troy, Terence was second on the team with 64 tackles (52 solo) and recorded one interception and four pass break ups. In 2006 he saw action in all 13 games as a reserve defensive back and special team player. He finished the season with 29 tackles (23 solo), two interceptions, and two pass break ups.

Personal: Graduated from Shaw High School where he was a three year letterman at the quarterback position. Despite missing his junior season with an injury, Terence led his team to a 12-1 record as a senior.



PLAYERS

DEFENSIVE LINE



TERRANCE SANDERS

Position: DB

Height: 5' 11" Weight: 185 lbs

Pro Experience: 5 (AFL)

College Experience: Eastern Illinois

#5

2012: In his second season as a member of the Spokane Shock, Terrance was on pace to set new franchise records before having his season cut four games short after suffering a wrist injury that would leave him on the Injured Reserve Roster for four weeks. Despite the setback, Terrance was able to register 75 tackles, 14 pass break ups, and 7 interceptions on the season. His largest impact for the team came on special teams where he returned 70 total kickoffs for 1,595 yards and 4 touchdowns. Terrance also took one of his three missed field goal returns for a touchdown.

2011: Sanders recorded 81 tackles with five interceptions, 12 pass break-ups and two fumble recoveries for Spokane last season. On kick-off returns, Sanders collected 1,485 yards (averaging 20.3 yards per return – third in the league) with four touchdowns.

Professional Experience: Playing in the af2, Sanders recorded 80.5 tackles, 16 pass break-ups, with seven interceptions. On kick returns, Sanders averaged 29.7 yards/return and scored 10 touchdowns.

Personal: Sanders was a four-year member of the Eastern Illinois Panthers secondary helping EIU win back-to-back Ohio Valley Conference Championships in 2005-2006. During those two seasons he made 47.5 tackles with 16 pass break-ups, three forced fumbles, one fumble recovery and three interceptions. His final EIU interception came in the 2006 playoff game against Illinois State which he returned 87 yards for a touchdown.



CAMERON MCGLENN

Position: DB
Height: 6' 0" **Weight:** 200 lbs
Pro Experience: 3 (AFL)
College Experience: Elon University
Resides: Belmont, NC

#20

Professional Experience: Prior to signing with the Shock for the 2013 season, McGlenn spent the 2011 and 2012 AFL seasons with the Iowa Barnstormers. As a member of the Barnstormers in 2011, McGlenn registered 76 tackles, 28 pass break-ups, and 9 interceptions. In 2012, McGlenn recorded 107 tackles, 10 pass break-ups, and 7 interceptions.

College: McGlenn played his collegiate career at Elon University where he became a key element to the Phoenix' s defensive secondary. As a true freshman in 2006, McGlenn saw action in 11 games and recorded 22 tackles. During his sophomore season, McGlenn was named the team's Most Outstanding Defensive Back and saw action in 11 games (started two) on his way to registering 60 total tackles, 5.5 tackles for loss, one sack, and six pass break-ups. In 2008, McGlenn started 11 of 12 games and tied for a team high 38 solo tackles on the season with three pass break-ups and one forced fumble.

Personal: A native of Belmont, N.C., McGlenn helped South Point claim a 2003 state title and playoff berths in the 2004 and 2005 seasons. He was named Team MVP in 2005 and was a two-time All-Conference selection.



PLAYERS

DEFENSIVE LINE



PATRICK STOUNDAMIRE

Position: DB

Height: 5' 11" Weight: 204 lbs

Pro Experience: 3 (AFL)

College Experience: Western Illinois

Resides: Gresham, OR

#23

Professional Experience: Patrick spent time in training camp with the NFL's San Francisco 49er's before joining the UFL's Las Vegas Locomotives where he registered eight tackles and one rumble recovery. In 2012, Patrick returned to Spokane for his second season and played in 12 games for the Shock. Despite missing 6 games, he recorded 48 solo tackles, 15 assisted tackles (55.5 total), and 5 interceptions.

College: As a senior at Western Illinois in 2009, Patrick recorded 37 tackles and 17 pass deflections with one interception. During his collegiate career, Patrick registered 41 pass break ups in 42 games and was named to the first-team All-Missouri Valley Football Conference as a defensive back. As a junior in 2008, he saw action in all eleven games for the Leathernecks and recorded 32 total tackles with 9 pass break up on his way to being selected to first-team conference honors. As a sophomore in 2007, Patrick started 10 of 11 games and registered 41 total tackles with three interceptions while receiving first-team all-conference and honorable mention all-American honors.

Personal: A Portland, OR native, Patrick was a graduate of Centennial High School where he earned first-team all-conference honors in basketball and played in the Portland High School basketball all-star game. As a football player, he finished his senior season rushing for 1,253 yards and 15 touchdowns as an all-state senior quarterback. Patrick also played defensive back and running back during his high school career and was selected to the 2005 U.S. Army All-American Bowl.

**PAUL STEPHENS**

Position: DB
Height: 5' 9" **Weight:** 170 lbs
Pro Experience: 2 (AFL)
College: Central Missouri State
Resides: Missouri City, TX

#1

2012: Paul joined the Spokane Shock for his Rookie season in the AFL and played a pivotal role in the defensive secondary. Paul raked up 57 tackles on the season with 9 pass break ups, 2 fumble recoveries, and 3 interceptions. Beyond Paul's contribution defensively, he also served as a back-up kick returner to the Shock's Ironman Terrance Sanders.

College: Stephens was a teammate of WR Brandon Thompkins at Arkansas State, but he finished his collegiate career at Central Missouri State. As a senior at Central Missouri, Stephens led the team in interceptions (four), returning two of them for touchdowns. He also collected 73 tackles with five pass break-ups and forced one fumble. Stephens also contributed on Special Teams where he averaged 26 yards/kick-off return (10 returns for 260 yards).

High School: Graduated from Hightower High School in Missouri City, TX where he earned first-team all-district and all-region honors as a senior at defensive back. Paul was a multi-sport athlete and also lettered three years in track.



PLAYERS

DEFENSIVE LINE



KENNY SPENCER

Position: K
Height: 6' 1" Weight: 220 lbs
Pro Experience: 2 (AFL)
College Experience: North Alabama
Resides: Glenwood, Iowa

#19

2012: Kenny joined the Shock in 2012 for his rookie AFL season and set a new league single-season record with 138 converted PATs on the season (94.5 completion on the year). He was also 4 of 7 for field goals on the year. To note, he converted 4 of 4 within 39 yards or less (0 for 3 on 50+ yard attempts). Spencer was named the 2012 AFL Kicker of the Year and received first-team All-Arena honors in his rookie season with Spokane.

Professional Experience: After his AFL rookie and record breaking season in 2012, Spencer was signed by the UFL's Virginia Destroyers for the 2012 UFL season. Prior to joining the Shock for his AFL debut, Spencer played kicker for the Alabama Hammers of the Professional Indoor Football League, Spencer converted 9/18 field goals and 55/65 PATS - including a long of 54 yards.

Personal: As a senior at the University of North Alabama, Spencer accounted for 99 points. He converted 63 of his 66 PATs (95.4%) and was 12 of 17 on field goals (70.5%).



2012: Rejoined the AFL's Spokane Shock mid-season and anchored the offensive line with his veteran experience in six games. Despite suffering a knee injury that would place him on the injured reserve list for four weeks, Chris was able to return for the end of the season. At the tight end position, Chris recorded four receptions for 51 yards.

2011: Chris joined the Spokane Shock roster in 2011 serving as a receiving threat from the tight end position.

2008: After spending time with the NFL's Baltimore Ravens in 2006, Chris signed and began his AFL career with the San Jose SaberCats.

College: Chris played two seasons for the Aztecs in 2004-2005 as an offensive lineman. In his first season with San Diego State he started four games but had his season cut short due to injury. Prior to attending SDSU, Chris attended Palomar Junior College for two seasons where he began his collegiate career at defensive end earning all-conference and all-state selections.

Personal: A native of Oceanside, CA, Chris attended El Camino High School where he was an all-county and all-conference selection as he led his team with eight sacks from the defensive end position. Chris also lettered in volleyball.



PLAYERS

INJURED RESERVE



B.J. CABELL

POSITION: OL

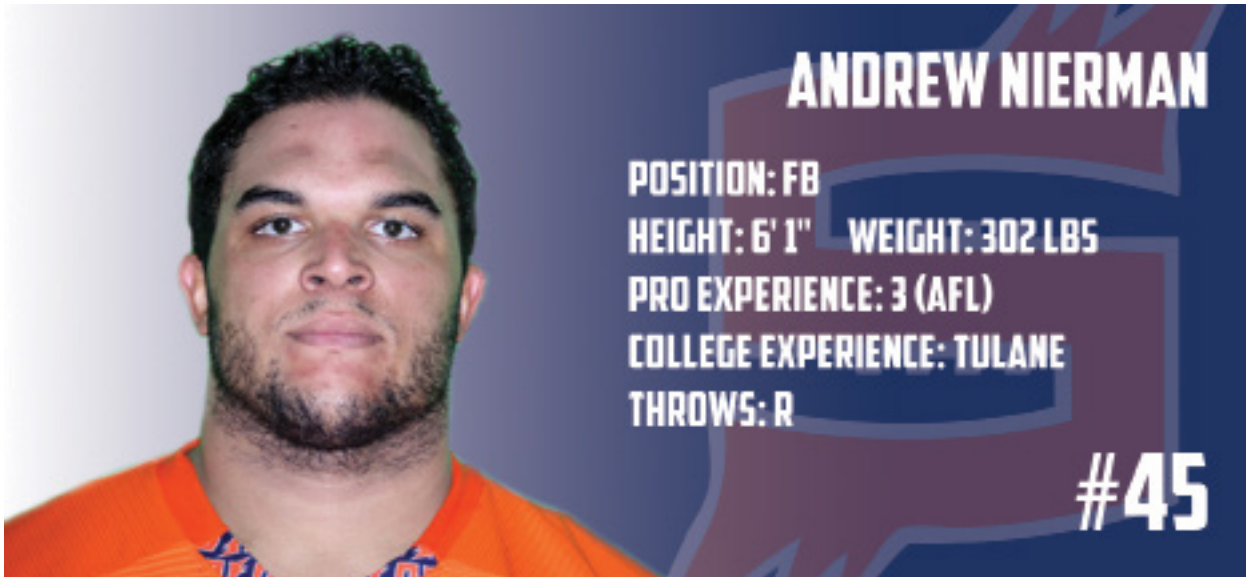
HEIGHT: 6' 5" WEIGHT: 320 LBS

COLLEGE EXPERIENCE: VIRGINIA

#65

Professional Experience: Cabbell (6-5, 320) originally hails from Roseland, VA where he played at Nelson County High School. During his prep career, Cabbell was ranked as the 22nd-best player in Virginia and the 50th offensive tackle in the nation by Rivals.com. A dual threat playing offensive and defensive line, Cabbell earned All-District, All-Arena and All-Region honors.

College: After his prep career, Cabbell played four collegiate seasons at the University of Virginia where he started 44 out of a possible 46 games for the Cavaliers during his career.



2012: Andrew joined the Shock for his second season in the AFL, playing at the center and fullback positions. In 16 games, he served as a versatile offensive lineman and strong pass blocking fullback while carrying the ball 27 times for a net of 29 yards and four touchdowns. He also recorded three receptions for 25 yards and two touchdowns.

2011: Signed with the AFL's New Orleans Voodoo for his rookie season as a fullback and offensive lineman. Started in five of six games he appeared in for the Voodoo.

College: As a senior Political Science Major at Tulane in 2010, Andrew started at center for the Green Wave. In his 2009 junior season he played in all 11 games (10 at center and one at right guard) and was named as an honorable mention all-Conference USA selection. As a sophomore in 2008, he started all 12 games at right guard and helped his team to average 118.4 rushing yards and 221.2 passing yards per game. Andrew started all 12 games as a true freshman at the right guard position and earned honorable mention freshman all-American and all-freshman team for Conference USA.

Personal: A graduate and four-year letterman at John Curtis Christian High School in Harvey, LA; Andrew helped his team to a 50-3 record with 3A state titles in each of his final three prep seasons. He earned all-state honors his junior and senior seasons as well as all-metro, all-East Bank, and all-district recognition his final three years in high school. Andrew also lettered in track and field and basketball.




DANCE TEAM




Alexis



Amanda Jo



Andrea



Aspen



Aubrey



Aubreyana



Emily



Gabby



Heather



Jackie




Jordan



Mackenzie



Melissa



Marissa



Olivia B.



Oliva N.



Sally



Tarah

Maggie Kazemba
Dance Team Director
E-mail: dance@spokaneshock.com
Cassandra Morgan
Dance Team Head Intern



2012 RECAP

2012 AFL HONORS



2012 All-Arena Offense

First-Team

QB Tommy Grady | Utah Blaze
FB Derrick Ross | Philadelphia Soul
WR Aaron Lesué | Utah Blaze
WR Maurice Purify | Arizona Rattlers
WR Jesse Schmidt | Iowa Barnstormers
C Kyle Young | Arizona Rattlers
OL Rich Ranglin | San Jose SaberCats
OL Michael Huey | Arizona Rattlers
K Kenny Spencer | Spokane Shock

Second-Team

QB Nick Davila | Arizona Rattlers
FB Odie Armstrong | Arizona Rattlers
WR Reggie Gray | Chicago Rush
WR Tiger Jones | Philadelphia Soul
WR Dominic Goodman | Cleveland Gladiators
C Billy Eisenhardt | Chicago Rush
OL George Bussey | Tampa Bay Storm
OL Manny Akah | San Jose SaberCats
K Nich Pertuit | San Jose SaberCats

2012 All-Arena Defense

First-Team

DL Joe Sykes | San Jose SaberCats
DL Mike Lewis | Utah Blaze
DL Victor Degrate | San Antonio Talons
MLB Aaron Robbins | Jacksonville Sharks
JLB Alvin Ray Jackson | New Orleans VooDoo
DB Kent Richardson | Philadelphia Soul
DB Jason Simpson | Iowa Barnstormers
DB Terrance Sanders | Spokane Shock
ST PJ Berry | Pittsburgh Power

Second-Team

DL Scooter Berry | Jacksonville Sharks
DL Bryan Robinson | Philadelphia Soul
DL Luis Vasquez | Milwaukee Mustangs
MLB Francis Maka | San Jose SaberCats
JLB Marcus Everett | Milwaukee Mustangs
DB Arkeith Brown | Arizona Rattlers
DB Jeremy Kellem | New Orleans VooDoo
DB Tracy Belton | Georgia Force
ST Terrance Sanders | Spokane Shock

2012 AFL Awards

National Guard MVP of the Year
QB Tommy Grady | Utah Blaze

Russell Offensive Player of the Year
QB Tommy Grady | Utah Blaze

Riddell Defensive Player of the Year
DL Joe Sykes | San Jose SaberCats

J. Lewis Small Ironman of the Year
WR Jeff Hughley | Philadelphia Soul

NET10 Head Coach of the Year
Ron James | Utah Blaze

NET10 Assistant Coach of the Year
Matthew Sauk | Utah Blaze

NET10 Rookie of the Year
WR Jared Perry | Chicago Rush

AVITAE Kicker of the Year
K Kenny Spencer | Spokane Shock

RevHoney Defensive Back of the Year
DB Kent Richardson | Philadelphia Soul

Cutters Wide Receiver of the Year
WR Jesse Schmidt | Iowa Barnstormers

Spalding Offensive Lineman of the Year
OL Kyle Young | Arizona Rattlers

Game Tape Exchange Defensive Lineman of the Year
DL Joe Sykes | San Jose SaberCats

National Guard Community MVP of the Year
DB David Hyland | Utah Blaze

AI Lucas AFL Pulse Hero Award
QB John Dutton | Cleveland Gladiators

Official of the Year
Dave Cutaia



2012 GAME SUMMARIES

AFL WEEK 1 VS. IOWA BARNSTORMERS

Monday, March 12th, 2012

Spokane Veterans Memorial Arena – Spokane, WA

Attendance: 8,891



Gary Peterson Photography

IOWA DEFEATS SPOKANE IN OVERTIME, 69-63

March 12, 2012 – Spokane, WA: The Spokane Shock opened the 2012 season with a heart-breaker falling to the Iowa Barnstormers, 63-69 in overtime.

Early in the fourth quarter, Iowa extended their lead to 56-42 after a failed on-side kick attempt was recovered by LB John Mohring, who scampered into the endzone on a six-yard return.

Mohring was later ejected from the game after a viscous-hit that he laid on Spokane QB Erik Meyer. Meyer's back-up QB Adam Froman was inserted in the game and was able to engineer a quick scoring drive capped off by a five-yard touchdown pass to WR Justin Ore.

On the ensuing drive, Spokane's defense held firm and forced Iowa to attempt a field-goal. After Iowa's K Craig Camay field goal missed, Spokane's Terrance Sanders returned the kick 54-yards for a touchdown to tie the game and send it into overtime.

After Iowa won the coin flip, they deferred and Spokane started the extra period with the ball. On the third play of Spokane's overtime drive, Froman's pass was intercepted by DB Jason Simpson. This turnover set up Iowa's game-winning drive that was capped off by a 35-yard touchdown pass from QB JJ Raterink to WR Marco Thomas.

SCORING SUMMARY

1st Quarter

IOWA - Schmidt 30 yd pass from Raterink (Camay kick)

SPO - Thompkins 25 yd pass from Meyer (Spencer kick)

IOWA - Schmidt 15 yd pass from Raterink (Camay kick)

SPO - Ore 34 yd pass from Meyer (Spencer kick)

IOWA - Schmidt 1 yd run (Camay kick)

2nd Quarter

SPO - Thompkins 4 yd pass from Meyer (Spencer kick)

IOWA - Schmidt 18 yd pass from Raterink (Camay kick)

SPO - Thompkins 12 yd pass from Meyer (Spencer kick)

IOWA - Simpson 57 yd kickoff return (Camay kick)

SPO - Meyer 6 yd run (Spencer kick)

3rd Quarter

IOWA - Matthews 4 yd pass from Raterink (Camay kick)

IOWA - Schmidt 6 yd pass from Raterink (Camay kick)

SPO - Tennell 21 yd pass from Meyer (Spencer kick)

4th Quarter

IOWA - Mohring 6 yd kickoff return (Camay kick)

SPO - Thompkins 5 yd pass from Meyer (Spencer kick)

IOWA - Matthews 15 yd pass from Raterink (Camay kick)

SPO - Ore 5 yd pass from Froman (Spencer kick)

SPO - Sanders 54 yd missed field goal return (Spencer kick)

Overtime

IOWA - Thomas 35 yd pass from Raterink (failed)

TEAM STATISTICS	IOWA	SPO
First Downs	18	21
Rushing Yards	46	12
Passing Yards	284	346
Fumbles/Lost	3/2	2/2
Fumble Return Yards	0	0
Penalties/Yards	7/33	6/65
Time of Possession	28:58	33:11
3rd Down Conv.	2/6	7/12
4th Down Conv.	2/2	1/3

INDIVIDUAL STATISTIC LEADERS

PASSING

Team	Player	Comp	Att	Yds	TD	Int
SPO	Meyer	25	45	294	6	2
SPO	Froman	3	5	52	1	1
IOWA	Ratterink	23	34	284	7	0

RUSHING

Team	Player	Att	Yds	TD
SPO	Meyer	2	7	1
IOWA	Schmidt	2	2	2

RECEIVING

Team	Player	Rec	Yds	TD
IOWA	Schmidt	12	157	4
SPO	Ore	10	131	2
SPO	Thompkins	9	92	4
SPO	Tennell	7	121	1

SCORE BY QTR	1	2	3	4	OT	Final
IOWA	21	14	14	14	6	69
SPOKANE	14	21	7	21	0	63

2012 GAME SUMMARIES



AFL WEEK 2 VS. SAN ANTONIO TALONS

Saturday, March 17th, 2012
Alamodome – San Antonio, TX
Attendance: 7,022



Photo: Alfredo Vazquez

SPOKANE EARNS FIRST WIN OF 2012, 63-60

March 17, 2012 – Spokane, WA: The Spokane Shock defeated the Talons tonight in San Antonio for their first road win of the season, and the team's first win under the Andy Olson era, 63-60.

After a shaky start, Spokane found themselves in a 14-0 hole after a turnover on their first possession of the game. But Spokane came roaring back and posted 21-straight unanswered points.

QB Adam Froman's first scoring drive of the game was capped off by an 18-yard completion to WR Adron Tennell that pulled Spokane back into the game. On the ensuing drive, DL Jeremy Geathers forced a San Antonio fumble that was recovered by rookie-Shock LB Terence Moore. Three plays later, Spokane tied the game up with a seven-yard touchdown pass to WR Justin Ore. San Antonio's following drive came up empty after Spokane's defense came up with their second stop of the game, thanks to a turnover on downs. Spokane's offense capitalized on the opportunity with another touchdown pass from Froman to Tennell that gave the Shock their first lead of the game, 21-14.

The Shock and the Talons continued to exchange scores until San Antonio picked off Froman for the second time in the game. Talons QB Aaron Garcia put together a seven-play 49-yard drive that was capped off by with a 3-yard TD completion to WR Jason Willis and stretched their lead to two scores, 41-28.

But Spokane was not done yet. On the final play of the first half, rookie Paul Stephens scooped up the ensuing kick-off and returned it 37-yards for a touchdown pulling the Shock back to a six-point deficit.

Spokane's defense kept the pressure on Garcia's offense producing one sack and six QB hurries. The pressure from Spokane's defensive line also forced some errant Garcia throws and allowed Shock DB Patrick Stoudamire to end the night with two interceptions, in his first start of the season.

SCORING SUMMARY

1st Quarter

- SA - Willis 22 yd pass from Garcia (Demos kick)
- SA - Shaw 14 yd interception return (Demos kick)
- SPO - Tennell 18 yd pass from Froman (Spencer kick)
- SPO - Ore 7 yd pass from Froman (Spencer kick)
- SPO - Tennell 5 yd pass from Froman (Spencer kick)
- SA - Wilson 9 yd pass from Garcia (Willis pass failed)

2nd Quarter

- SA - Moore 24 yd pass from Garcia (Demos kick)
- SPO - Froman 4 yd run (Spencer kick)
- SA - Turner 1 yd run (Demos kick)
- SA - Willis 3 yd pass from Garcia (Demos kick)
- SPO - Stephens 37 yd kickoff return (Spencer kick)

3rd Quarter

- SPO - Thompkins 36 yd pass from Froman (Spencer kick)
- SA - Turner 1 yd run (Demos kick failed)
- SPO - Thompkins 14 yd pass from Froman (Spencer kick)

4th Quarter

- SA - Wilson 30 yd pass from Garcia (Demos kick)
- SPO - Black 7 yd pass from Froman (Spencer kick)
- SPO - Froman 36 yd run (Spencer kick)
- SA - Wilson 4 yd pass from Garcia (Garcia pass failed)

TEAM STATISTICS	SPO	SA
First Downs	17	29
Rushing Yards	42	8
Passing Yards	227	311
Fumbles/Lost	1/1	2/1
Fumble Return Yards	0	28
Penalties/Yards	12/74	9/56
Time of Possession	29:19	30:41
3rd Down Conv.	3/5	2/6
4th Down Conv.	1/2	0/2

INDIVIDUAL STATISTIC LEADERS

PASSING

Team	Player	Comp	Att	Yds	TD	Int
SPO	Froman	25	35	227	6	3
SA	Garcia	29	48	311	6	2

RUSHING

Team	Player	Att	Yds	TD
SPO	Froman	5	53	2
SA	Turner	4	8	2

RECEIVING

Team	Player	Rec	Yds	TD
SA	Wilson	10	128	3
SA	Willis	9	92	2
SPO	Thompkins	9	97	2
SPO	Tennell	8	80	2

SCORE BY QTR	1	2	3	4	Final
SAN ANTONIO	20	21	6	13	60
SPOKANE	21	14	14	14	63



2012 GAME SUMMARIES

AFL WEEK 4 VS. SAN JOSE SABERCATS

Friday, March 30th, 2012

Spokane Veterans Memorial Arena – Spokane, WA

Attendance: 8,8



Gary Peterson Photography

SHOCK FALL TO SAN JOSE

March 30, 2012 – Spokane, WA: The Spokane Shock lost tonight to the San Jose SaberCats, 35-69.

In a game that looked like it would be a high-scoring affair, Spokane and San Jose's defense stepped up and stole the first quarter spotlight. San Jose stopped Spokane's offense on its first two drives and the Shock returned the favor stopping the SaberCats offense on its first two possessions.

QB Mark Grieb ended the shut-out when he completed a 16-yard touchdown pass to James Roe to cap off a four-play series. On the ensuing drive, San Jose continued to set the tone for the game by intercepting Spokane's QB Adam Froman for the second time and jumped out to an early 13-0 lead.

The Shock cut into that lead after DB/KR Terrance Sanders returned the ensuing kick-off 55-yards for Spokane's first score of the game as the first quarter came to a close.

The SaberCats offense picked up the pace in the second quarter and scored on four of their five drives in the period. The Froman-led Shock offense continued to play catch-up in the second and produced three touchdowns but still trailed at the half 39-28.

Grieb and the SaberCats pulled away from Spokane piling onto their lead in the third quarter by scoring 21-straight unanswered points.

SCORING SUMMARY

1st Quarter

SJ - Roe 16 yd pass from Grieb (Harfman kick failed)

SJ - Goodson 15 yd pass from Grieb (Harfman kick)

SPO - Sanders 55 yd kickoff return (Spencer kick)

2nd Quarter

SJ - Nelson 24 yd pass from Grieb (Harfman kick failed)

SPO - Froman 15 yd run (Spencer kick)

SJ - Roe 5 yd pass from Grieb (Pass failed)

SPO - Ore 3 yd run (Spencer kick)

SJ - Nelson 16 yd pass from Grieb (Roe run)

SPO - Froman 7 yd run (Spencer kick)

SJ - Roe 7 yd pass from Grieb (Grieb pass failed)

3rd Quarter

SJ - Taggart Jr 6 yd run (Grieb pass to Goodson)

SJ - Nelson 26 yd pass from Grieb (Taggart Jr run)

SJ - Grieb 11 yd run (Grieb pass to Nelson)

4th Quarter

SPO - Tennell 12 yd pass from Froman (Spencer kick)

SJ - Lewis 7 yd run (Southwick pass failed)

TEAM STATISTICS	SJ	SPO
First Downs	28	15
Rushing Yards	46	33
Passing Yards	342	180
Fumbles/Lost	0/0	1/1
Fumble Return Yards	0	0
Penalties/Yards	5/31	4/22
Time of Possession	35:58	24:02
3rd Down Conv.	7/9	4/8
4th Down Conv.	0/2	0/3

INDIVIDUAL STATISTIC LEADERS

PASSING

Team	Player	Comp	Att	Yds	TD	Int
SJ	Grieb	28	41	315	7	0
SPO	Froman	20	29	180	1	2

RUSHING

Team	Player	Att	Yds	TD
SPO	Froman	7	32	2
SA	Taggart Jr	6	15	1

RECEIVING

Team	Player	Rec	Yds	TD
SJ	Nelson	12	165	3
SJ	Roe	8	73	3
SPO	Ore	8	62	0
SPO	Tennell	6	56	1

SCORE BY QTR	1	2	3	4	Final
SAN JOSE	13	26	24	6	69
SPOKANE	7	21	0	7	35

2012 GAME SUMMARIES



AFL WEEK 5 AT ARIZONA RATTLERS

Friday, April 6th, 2012
US Airways Center – Phoenix, AZ
Attendance: 6,897



SHOCK DEFEATED BY ARIZONA 53-57

Phoenix, AZ. - The Spokane Shock were defeated by the Arizona Rattlers by a final score of 53-57 at U.S. Airways Center on Friday night. With the loss, the Shock fall to a 1-3 record on the season, while Arizona climbs to a 3-1 overall record.

The Rattlers drew blood first, scoring on a Davila 9-yard TD run with just over 10 minutes in the first quarter. The Shock promptly responded with a 2-yard TD run by Micah King. Less than one minute later, a fumbled Arizona snap led to Jeremy Geathers tackling the recovering Arizona offensive player in the end zone, awarding the Shock with a Safety and another possession. The Shock were able to continue their offensive dominance in the first quarter on yet another 1-yard TD run by Micah King, his second of the first quarter.

Kyle Rowley ran in a 4-yard TD run early in the second quarter to move up two possessions on the Rattlers by a score of 22-13. Patrick Stoudamire intercepted a pass near the goal line, giving the Shock the ball back with just over 5 minute remaining until the half. On the Shock's next possession, a fumbled snap would give the ball back to the Rattlers only to be intercepted yet again by Terrance Moore of the Shock leading to a Kenny Spencer 25 yard field goal to end the half and give the Shock a 32-20 lead going into the half.

After an early TD pass from Rowley to Tennell to make the game 53-43, Arizona would respond with a TD run with 4:19 left to play to bring the game within three points at 53-50. A final hail mary attempt by the Shock with time expiring came up just short as the Shock fell to the Arizona Rattlers by a final score of 57-53 in Phoenix, AZ.

SCORING SUMMARY

1st Quarter

- AZ - Davila 9 yd run (Gould kick)
- SPO - King 2 yd run (Spencer kick)
- SPO - Geathers 5 yd safety
- SPO - King 1 yd run (failed)
- AZ - Purify 41 yd pass from Davila (Gould kick blocked)

2nd Quarter

- SPO - Rowley 4 yd run (Spencer kick)
- AZ - Reed 1 yd run (Gould kick)
- SPO - Spencer 2 yd pass from Rowley (Spencer kick)
- SPO - Spencer 25 yd field goal

3rd Quarter

- AZ - Purify 29 yd pass from Davila (Armstrong run)
- AZ - Armstrong safety
- AZ - Thurman 17 yd pass from Davila (Gould kick failed)
- SPO - Thompkins 22 yd pass from Rowley (Spencer kick)
- SPO - Moore 10 yd interception return (Spencer kick)
- AZ - Purify 45 yd pass from Davila (Gould kick)

4th Quarter

- SPO - Tennell 1 yd pass from Rowley (Spencer kick)
- AZ - Armstrong 2 yd run (Gould kick)
- AZ - Reed 6 yd pass from Davila (Gould kick)

SCORE BY QTR	1	2	3	4	Final
ARIZONA	13	7	23	14	57
SPOKANE	15	17	14	7	53

TEAM STATISTICS	SPO	AZ
First Downs	27	20
Rushing Yards	18	16
Passing Yards	271	320
Fumbles/Lost	2/2	0/0
Fumble Return Yards	0	0
Penalties/Yards	4/27	9/57
Time of Possession	34:56	25:04
3rd Down Conv.	6/9	3/5
4th Down Conv.	2/2	0/0

INDIVIDUAL STATISTIC LEADERS

PASSING

Team	Player	Comp	Att	Yds	TD	Int
AZ	Davila	20	33	320	5	3
SPO	Rowley	26	40	271	3	2

RUSHING

Team	Player	Att	Yds	TD
SPO	King	5	2	2
AZ	Armstrong	4	6	1

RECEIVING

Team	Player	Rec	Yds	TD
AZ	Purify	10	205	3
SPO	Ore	10	116	0
SPO	Tennell	9	90	1
AZ	Reed	6	64	1



2012 GAME SUMMARIES

AFL WEEK 6 VS. MILWAUKEE MUSTANGS

Friday, April 14th, 2012

Spokane Veterans Memorial Arena – Spokane, WA

Attendance: 9,876



Gary Peterson Photography

SHOCK DEFEAT MUSTANGS 57-26

Spokane, WA: The Spokane Shock captured their first home game win, defeating the Milwaukee Mustangs 57-26 in front of 9,876 fans.

In his second game of the season, Kyle Rowley completed 20 passes on 26 attempts for the night with 214 yards and five touchdowns. Adron Tennell was the Shock's leading receiver gaining 94 yards and three touchdowns. Brandon Thompkins collected 89 yards and two touchdowns in the air along with two touchdowns on the ground.

Spokane opened up the game with the first touchdown of the night as Rowley connected with Tennell for a 16-yard touchdown pass two minutes into the first quarter. Milwaukee's offense struggled to complete a pass to start off the game, and the Mustang's responded late in the first quarter with their first touchdown. Gino Guidugli ran one yard into the endzone and the quarter ended 7-7.

The Mustangs started the second quarter with possession but it didn't take long for LB Terence Moore to intercept and return the ball 10 yards for a touchdown. Spokane's kickoff was blocked by Vasquez and returned by Ki Ame Johnson for a defensive PAT. Milwaukee managed to pick-up a few yards before DL Jeremy Geathers sacked Guidugli for a loss of five yards and a safety. The Shock promptly drove down the field and was capped with a one yard touchdown run by Thompkins. Milwaukee answered with a 26-yard pass to Jared Jenkins. On the following Shock possession, Rowley found Adron Tennell for an 8-yard touchdown pass to ensure Spokane's lead at the end of the half 29-16.

Milwaukee continued to struggle in the second half to move the ball down the field and settled on a 30-yard field goal by Ryan Gates. After Spokane shuffled down the field, Spokane drove the ball one yard for a touchdown. Geathers had his second sack of the night to bring the third quarter to a close with a score of 39-19.

Early in the fourth quarter, Micah King stripped Milwaukee quarterback Guidugli of the ball and recovered. Once again, Rowley found Thompkins and connected for a 7-yard touchdown pass. The Mustangs would be the last to score on a Justin Lawrence short run.

The Shock (2-3) defeated the Milwaukee Mustangs (2-2) with a final score of 57-26. Next week Spokane will have their second and final bye week of the season. The action will continue on April 28 as the Shock travel to Jacksonville.

SCORING SUMMARY

1st Quarter

SPO - Tennell 16 yd pass from Rowley (Froman kick)

MKE - Guidugli 1 yd run (Gates kick)

2nd Quarter

SPO - Moore 10 yd interception return (Spencer kick blocked)

MKE - Johnson 98 yd missed PAT return

SPO - Geathers 5 yd safety

SPO - Thompkins 1 yd run (Spencer kick)

MKE - Jenkins 26 yd pass from Guidugli (Gates kick)

SPO - Tennell 8 yd pass from Rowley (Spencer kick)

3rd Quarter

MKE - Gates 30 yd field goal

SPO - Thompkins 1 yd run (Spencer kick)

4th Quarter

SPO - Thompkins 25 yd pass from Rowley (Spencer kick)

SPO - Thompkins 7 yd pass from Rowley (Spencer kick)

SPO - Tennell 30 yd pass from Rowley (Spencer kick)

MKE - Lawrence 5 yd run (Gates kick)

TEAM STATISTICS	MKE	SPO
First Downs	20	19
Rushing Yards	10	-5
Passing Yards	272	214
Fumbles/Lost	2/1	0/0
Fumble Return Yards	0	0
Penalties/Yards	18/115	7/53
Time of Possession	35:28	24:32
3rd Down Conv.	3/9	1/2
4th Down Conv.	2/3	0/0

INDIVIDUAL STATISTIC LEADERS

PASSING

Team	Player	Comp	Att	Yds	TD	Int
MKE	Guidugli	24	43	272	1	1
SPO	Rowley	20	26	214	5	1

RUSHING

Team	Player	Att	Yds	TD
SPO	Thompkins	2	2	2
MKE	Guidugli	3	-6	1

RECEIVING

Team	Player	Rec	Yds	TD
MKE	Jenkins	9	120	1
SPO	Tennell	9	94	3
SPO	Thompkins	9	89	2
MKE	Wilson	7	65	0

SCORE BY QTR	1	2	3	4	Final
MILWAUKEE	7	9	3	7	26
SPOKANE	7	22	7	21	57

2012 GAME SUMMARIES



AFL WEEK 8 AT JACKSONVILLE SHARKS

Saturday, April 28th, 2012

Jacksonville Veterans Memorial Arena – Jacksonville, FL

Attendance: 10,470



Photo: Josh Phillips (KAX)

SPOKANE DEFEATS JACKSONVILLE 56-48

JACKSONVILLE, FL (April 28, 2012) – In a Week 8 AFL match-up the Spokane Shock (3-3) capitalized on defensive turnovers to create an early lead and were able to hold off the Jacksonville Sharks (2-4) for an important road win and improve their record to .500 on the season as the Shock would defeat the Sharks 56-48.

It was clear soon after Jacksonville deferred the coin toss, that Spokane would seemingly have the sole say as to the outcome of the game. After an opening drive led by Kyle Rowley was capped off with a short 3-yard TD pass to fullback Andrew Nierman, Jacksonville's Omar Jacobs answered with a short screen pass of their own to tight end Vladimir Richar to tie the game early at 7-7. Rowley then connected with Adron Tennell for an 11-yard TD pass to put the Shock up 14-7. On Jacksonville's next series, Freddie Harris would make his appearance known after being re-activated from the Injured Reserve list this week. On a quick pass attempt over the middle, Harris intercepted the Sharks and returned the throw for a TD to put the Shock up 21-7 in the first quarter.

Jacksonville would open the fourth Quarter with a TD pass from Omar Jacobs to Jamarko Simmons but would miss their PAT try again, leaving the score at 49-40. Even though the Shock would start with the ball on the Jacksonville 10-yard line, the Sharks were able to hold the Shock to a four and out situation, retaking possession of the ball with 10:30 left in the fourth quarter. Ten plays later, Jacksonville would score on a 5-yard TD pass from Omar Jacobs to Jamarko Simmons and convert on a 2-pt try to bring the game within one point at 49-48. Following the score, the Sharks would attempt another onside kick that would be recovered by Spokane on the Jacksonville 15-yard line. The Shock would waste no time in pushing their lead back up to eight points as Kyle Rowley would find Brandon Thompkins for a 10-yard TD pass with 1:48 remaining. In nail-biting fashion, the Sharks were able to work their way down the field, utilizing short passes and the sideline to move down to the Spokane 12-yard line. Again an errant pass from Jacksonville QB Omar Jacob's would fly over the receivers head and ricochet off the end-zone bar, bouncing into the air before being intercepted by Spokane's Beau Bell to seal the Shock's Victory.

SCORING SUMMARY

1st Quarter

- SPO - Nierman 3 yd pass from Rowley (Spencer kick)
- JAX - Richard 7 yd pass from Jacobs (Capozzoli kick)
- SPO - Tennell 11 yd pass from Rowley (Spencer kick)
- JAX - Harris 11 yd interception return from (Spencer kick)

2nd Quarter

- SPO - Rowley 1 yd run from (Spencer kick)
- JAX - Smith 13 yd pass from Jacobs (Capozzoli kick)
- SPO - Sanders 9 yd pass from Rowley (Spencer kick)
- JAX - Smith 14 yd pass from Jacobs (Capozzoli kick)

3rd Quarter

- JAX - Sewall 37 yd pass from Jacobs (Capozzoli kick)
- SPO - Tennell 26 yd pass from Rowley (Spencer kick)
- SPO - Thompkins 13 yd pass from Rowley (Spencer kick)
- JAX - Smith 14 yd pass from Jacobs (Capozzoli kick failed)

4th Quarter

- JAX - Simmons 3 yd pass from Jacobs (Capozzoli kick failed)
- JAX - Simmons 5 yd pass from Jacobs (Jacobs pass to Smith)
- SPO - Thompkins 10 yd pass from Rowley (Spencer kick)

TEAM STATISTICS	SPO	JAX
First Downs	16	26
Rushing Yards	7	6
Passing Yards	218	371
Fumbles/Lost	1/1	0/0
Fumble Return Yards	0	0
Penalties/Yards	8/59	7/44
Time of Possession	21:26	38:34
3rd Down Conv.	2/3	6/10
4th Down Conv.	0/1	1/1

INDIVIDUAL STATISTIC LEADERS

PASSING

Team	Player	Comp	Att	Yds	TD	Int
JAX	Jacobs	37	52	371	7	4
SPO	Rowley	20	26	218	6	0

RUSHING

Team	Player	Att	Yds	TD
JAX	Simmons	3	-2	0
SPO	Rowley	2	4	1

RECEIVING

Team	Player	Rec	Yds	TD
JAX	Simmons	11	112	2
JAX	Sewall	11	107	1
SPO	Tennell	8	117	2
SPO	Thompkins	4	48	2

SCORE BY QTR	1	2	3	4	Final
JACKSONVILLE	7	14	13	14	48
SPOKANE	21	14	14	7	56



2012 GAME SUMMARIES

STATS 2012 RECAP PLAYERS COACHES MEDIA FRONT OFFICE AFL

AFL WEEK 9 AT UTAH BLAZE

Saturday, May 5th, 2012
EnergySolutions Arena – Salt Lake City, UT
Attendance: 6,195



Photo: Brian Lee (Utah)

SHOCK CAN'T CONTROL BLAZE IN 84-63 DEFEAT

SALT LAKE CITY, UT (May 4th, 2012) – In a Week 9 AFL match-up the Spokane Shock (3-4) would face a familiar foe in the Utah Blaze (6-2) with Offensive Coordinator Matt Sauk, Jack Linebacker Antwan Marsh and Wide Receiver Shaun Kauleinamoku all having spent time in Spokane.

The Shock showed problems early, racking up ten (10) penalties in the first half alone and were stopped on three different occasions, once on a failed 4th down conversion and twice on interceptions by QB Kyle Rowley. The Utah offense continued their high level of production seen in their previous games as they put up 43 points in the first half lead by QB Tommy Grady.

Blaze receiver Aaron Lesue and Shock receiver Brandon Thompkins would each make their presence known early in the contest. As one of the top TD receiving Wide Receivers in the AFL, Lesue brought in three (3) TD receptions while Thompkins would also snag three (3) TD receptions before the first half would end with the Blaze leading 43-21.

Shock QB Kyle Rowley and WR Brandon Thompkins were in complete sync throughout the night as Thompkins pulled in 10 receptions for 168 yards and 7 touchdowns. Despite the Shock's best effort offensively, Spokane could not find an answer for Blaze QB Tommy Grady's single game record setting performance (11 touchdowns) as Utah defeated Spokane by a final score of 84-63.

SCORING SUMMARY

1st Quarter

- UTAH - Mortensen 3 yd safety
- UTAH - Bocage 7 yd pass from Grady (Brotzman kick)
- SPO - Thompkins 33 yd pass from Rowley (Spencer kick)
- UTAH - LeSue 29 yd pass from Grady (Brotzman kick)
- SPO - Thompkins 40 yd pass from Rowley (Spencer kick)
- UTAH - LeSue 16 yd pass from Grady (Brotzman kick)

2nd Quarter

- UTAH - Stallings 10 yd run (Brotzman kick failed)
- SPO - Thompkins 16 yd pass from Rowley (Spencer kick)
- UTAH - Kauleinamoku 11 yd pass from Grady (Brotzman kick)
- UTAH - LeSue 12 yd pass from Grady (Brotzman kick)

3rd Quarter

- UTAH - LeSue 8 yd pass from Grady (Brotzman kick)
- SPO - Thompkins 6 yd pass from Rowley (Spencer kick)
- SPO - Thompkins 7 yd pass from Rowley (Spencer kick)
- UTAH - Bryant 2 yd pass from Grady (Brotzman kick)

4th Quarter

- SPO - Thompkins 5 yd pass from Rowley (Spencer kick)
- UTAH - LeSue 9 yd pass from Grady (Brotzman kick)
- SPO - Black 4 yd pass from Rowley (Spencer kick)
- UTAH - Kauleinamoku 15 yd pass from Grady (pass failed)
- SPO - Thompkins 29 yd pass from Rowley (Spencer kick)
- UTAH - Kauleinamoku 9 yd pass from Grady (Brotzman kick)
- SPO - Tennell 9 yd pass from Rowley (Spencer kick)
- UTAH - Kauleinamoku 7 yd pass from Grady (Brotzman kick)

TEAM STATISTICS	SPO	UTAH
First Downs	23	25
Rushing Yards	-1	21
Passing Yards	352	258
Fumbles/Lost	0/0	1/1
Fumble Return Yards	5	0
Penalties/Yards	13/68	9/52
Time of Possession	27:00	33:00
3rd Down Conv.	2/6	3/8
4th Down Conv.	3/4	5/5

INDIVIDUAL STATISTIC LEADERS

PASSING

Team	Player	Comp	Att	Yds	TD	Int
SPO	Rowley	24	42	352	9	3
UTAH	Grady	26	40	258	11	1

RUSHING

Team	Player	Att	Yds	TD
UTAH	Stallings	9	21	1
SPO	Rowley	1	-1	0

RECEIVING

Team	Player	Rec	Yds	TD
UTAH	Lesue	11	136	5
SPO	Thompkins	10	168	7
SPO	Tennell	7	103	1
UTAH	Kauleinamoku	6	56	4

SCORE BY QTR	1	2	3	4	Final
UTAH	23	20	14	27	84
SPOKANE	14	7	14	28	63

2012 GAME SUMMARIES



AFL WEEK 10 VS. NEW ORLEANS

Friday, May 11th, 2012
Spokane Veterans Memorial Arena – Spokane, WA
Attendance: 8,918



Photo Randy Cahalan (Spokane)

SHOCK HOLD OFF VOODOO IN 68-62 OVERTIME WIN

SPOKANE, WA (May 11th, 2012) – The Shock hosted the Voodoo in their Week 10 AFL match-up after Spokane went through major roster changes the past week, adding six new players to the mix.

The first half proved to be a defensive and penalty dominated half as each team would complete just over fifty percent of their attempted passes with the Shock being intercepted twice and the Voodoo once. New Orleans racked up 11 penalties for 76 yards in the first half alone to the Shock's 6 for 73 yards.

Special teams would lead the way for the Shock in the second half. Terrance Sanders would take two kick returns to the house to help the Shock maintain their one touchdown lead through the third quarter as back and forth action would continue by both teams.

Despite the Voodoo's best efforts to protect the ball in the fourth quarter and continue to put points on the board in rhythm with the Shock's special teams and offense, two missed PAT's would prove to be New Orleans' biggest foe down the stretch. As the Voodoo attempted to hold a 6-point lead, the Shock slowly used the remainder of the clock with under one minute left. Picking their way down the field the Shock drove the field to score on a Touchdown pass from Rowley to Steven Black with 2 seconds on the clock. In what seemed like a turn of bad luck, Spokane fumbled the hold on the go ahead PAT that would've sealed the game and instead forced an overtime period.

In overtime, the Shock would make short work of the Voodoo as Terrance Sanders would come up with a huge interception and return the turnover to the New Orleans 1-yd line to cap his MVP performance. On a 1-yd QB sneak, the Shock scored the game winning touchdown, ending the contest by a final score of 68-62.

SCORING SUMMARY

1st Quarter

NOLA - Bush 31 yd pass from Rocco (Denny kick)

SPO - Thompkins 1 yd run (Spencer kick)

NOLA - Payne 33 yd pass from Rocco (Denny kick)

2nd Quarter

SPO - Ellison 18 yd missed field goal return (Spencer kick)

NOLA - Castile 9 yd pass from Rocco (Denny kick)

SPO - Thompkins 4 yd pass from Rowley (Spencer kick)

SPO - Black 19 yd pass from Rowley (Spencer kick)

NOLA - Castile 28 yd pass from Rocco (Denny kick)

3rd Quarter

SPO - Hills 2 yd pass from Rowley (Spencer kick)

NOLA - Castile 18 yd pass from Rocco (Denny kick)

SPO - Sanders 56 yd kickoff return (Spencer kick)

NOLA - Alajajian 1 yd run (Denny kick)

SPO - Sanders 55 yd kickoff return (Spencer kick)

4th Quarter

NOLA - Bush 9 yd pass from Rocco (Denny kick failed)

NOLA - Bush 21 yd pass from Rocco (Denny kick failed)

SPO - Nierman 1 yd run (Spencer kick)

NOLA - Bush 20 yd pass from Rocco (Rocco pass to Payne)

SPO - Black 6 yd pass from Rowley (Spencer kick failed)

Overtime

SPO - Rowley 1 yd run (failed)

SCORE BY QTR	1	2	3	4	OT	Final
NEW ORLEANS	14	14	14	20	0	62
SPOKANE	7	21	21	13	6	68

TEAM STATISTICS	NO	SPO
First Downs	23	29
Rushing Yards	9	1
Passing Yards	402	271
Fumbles/Lost	0/0	1/1
Fumble Return Yards	0	0
Penalties/Yards	17/126	9/104
Time of Possession	28:07	32:48
3rd Down Conv.	3/7	3/6
4th Down Conv.	1/2	2/2

INDIVIDUAL STATISTIC LEADERS

PASSING

Team	Player	Comp	Att	Yds	TD	Int
NOLA	Rocco	27	43	402	8	2
SPO	Rowley	27	45	271	4	2

RUSHING

Team	Player	Att	Yds	TD
NOLA	Alajajian	3	6	1
SPO	Nierman	3	3	1

RECEIVING

Team	Player	Rec	Yds	TD
NOLA	Payne	10	147	1
NOLA	Castile	9	95	3
SPO	Ore	8	78	0
SPO	Hills	8	61	1



2012 GAME SUMMARIES

AFL WEEK 11 VS. PHILADELPHIA SOUL

Friday, May 18th, 2012
Spokane Veterans Memorial Arena – Spokane, WA
Attendance: 9,246



Zach Edwards Photography

SPOKANE SHOCKS SOUL IN 65-47 VICTORY

SPOKANE, WA (May 18, 2012)- The Spokane Shock (5-4) defeated the Philadelphia Soul (7-3) in a dominating fashion posting 21 unanswered points to begin the game led by Week 10 National Guard MVP Terrance Sanders who recorded three interceptions.

The Shock set the tone for the night as Rowley connected with Adron Tennell in the first three minutes of the game for a touchdown. Moments later Terrance Sanders snagged a lobbed pass by Dan Raudabaugh and returned the ball for 32 yards. Rowley would find Tennell two more times in the first quarter to help Spokane secure a lead against the Soul. The Soul struggled to move the ball against the Shock defense and Sanders would find another opportunity to steal back the ball.

Scoring would go back and forth in the second quarter as the Soul would be the first to rush into the endzone. The Shock shuffled down the field and answered back as Brandon Thompkins had his first score of the night on the ground. With less than a minute left on the clock, Tennell juggled the ball before adding another touchdown to his list. On the ensuing kickoff, the Shock recovered an on-side kick and then followed up by a 32-yard field goal by Kenny Spencer. The half would end with a heavy lead for the Shock leaving the Soul trailing behind 37-14.

The Shock found their momentum again in the second half as Sanders intercepted the ball from the Soul and returned it for a 42-yard touchdown. At the end of the quarter, the Soul would have two onside kicks of their own that they would recover, one resulting in a touchdown as the third quarter would end with the Shock holding their lead 51-35.

Once again the Soul were the first into the endzone going into the fourth quarter. Thompkins would find the endzone again to expand the Shock's lead and Paul Stephens would recover a Philadelphia fumble to seal the victory. Spokane defeated Philadelphia by a final score of 65-47.

SCORING SUMMARY

1st Quarter

- SPO - Tennell 13 yd pass from Rowley (Spencer kick)
- SPO - Tennell 22 yd pass from Rowley (Spencer kick)
- SPO - Tennell 3 yd pass from Rowley (Spencer kick)

2nd Quarter

- PHI - Jones 9 yd pass from Raudabaugh (Marfuggi kick)
- SPO - Thompkins 2 yd run (Spencer kick)
- PHI - Ross 18 yd run (Marfuggi kick)
- SPO - Tennell 14 yd pass from Rowley (Spencer kick failed)
- SPO - Spencer 32 yd field goal

3rd Quarter

- SPO - Sanders 42 yd interception return (Spencer kick)
- PHI - Jones 8 yd pass from Raudabaugh (Marfuggi kick)
- SPO - Tennell 4 yd pass from Rowley (Spencer kick)
- PHI - Sammons 2 yd pass from Raudabaugh (pass to Hughley)
- PHI - Jones 27yd pass from Raudabaugh (Marfuggi kick failed)

4th Quarter

- PHI - Jones 24 yd pass from Raudabaugh (pass failed)
- SPO - Thompkins 4 yd run (Spencer kick)
- SPO - Rowley 1 yd run (Spencer kick)
- PHI - Hughley 26 yd pass from Raudabaugh (failed)

TEAM STATISTICS	PHI	SPO
First Downs	25	26
Rushing Yards	21	31
Passing Yards	360	227
Fumbles/Lost	3/3	2/2
Fumble Return Yards	0	29
Penalties/Yards	11/66	11/89
Time of Possession	29:55	30:05
3rd Down Conv.	4/5	7/8
4th Down Conv.	0/0	0/1

INDIVIDUAL STATISTIC LEADERS

PASSING

Team	Player	Comp	Att	Yds	TD	Int
PHI	Raudab.	30	40	360	6	3
SPO	Rowley	22	37	227	5	1

RUSHING

Team	Player	Att	Yds	TD
PHI	Ross	5	27	1
SPO	Thompkins	4	12	2

RECEIVING

Team	Player	Rec	Yds	TD
PHI	Jones	12	164	4
SPO	Tennell	11	116	5
PHI	Sammons	10	120	1
SPO	Thompkins	8	88	0

SCORE BY QTR	1	2	3	4	Final
PHILADELPHIA	0	14	21	12	47
SPOKANE	21	16	14	14	65

2012 GAME SUMMARIES



AFL WEEK 12 AT IOWA BARNSTORMERS

Friday, May 25th, 2012
Wells Fargo Arena – Des Moines, IA
Attendance: 7,698



SHOCK FLYBY BARNSTORMERS IN 68-62 VICTORY

SPOKANE, WA (May, 25th, 2012) – The Shock (6-4) traveled to Des Moines, IA to take on the Iowa Barnstormers (4-7) at Wells Fargo Arena in a Week 12 AFL match-up, resulting in their fifth victory in the last six games led by DB Paul Stephens with one interception and a kick return for a touchdown.

While Iowa QB J.J. Raterink was able to complete 10 of 18 pass attempts for 136 yards and 3 TDs in the first half, his inability to convert on a fourth down early in the first quarter and interception late in the second quarter by Paul Stephens enabled the Shock to capitalize and create separation in the first half, finishing with a score of 31-20.

As second half action would resume, Brandon Thompkins would pull in another TD reception from Kyle Rowley from 6-yds out in attempt to hold off Barnstormers WR Jessie Schmidt who scored twice in the third quarter on passes from QB J.J. Raterink. Shock DB Paul Stephens would respond with a kick return for a touchdown off a bar-ball for 46 yards to cap off the third quarter action and a Shock lead of 48-34.

In the final quarter of play, Spokane continued to protect their possessions and push the ball downfield offensively. After an early TD on the ground by James Ruffin, the Shock were able to force another four and out situation and take over on downs. While Iowa attempted a late surge on an interception culminating in a TD from J.J. Raterink to Jessie Schmidt (his fifth of the game) that would bring the game within one score, the Barnstormers were unable to close the gap. Late in the fourth quarter, Patrick Stoudamire (former Barnstormers) of the Shock came up with an important onside kick recovery after losing his helmet, solidifying the Shock possession and lead despite back and forth scoring in the final minute of the game. Spokane would go on to defeat Iowa by a final score of 68-62.

SCORING SUMMARY

1st Quarter

SPO - Spencer 22 yd field goal
IOWA - Schmidt 29 yd pass from Raterink (Camay kick)

2nd Quarter

SPO - Thompkins 13 yd pass from Rowley (Spencer kick)
IOWA - Schmidt 13 yd pass from Raterink (Camay kick)
SPO - Thompkins 1 yd run (Spencer kick)
IOWA - Taylor 14 yd pass from Raterink (Camay kick failed)
SPO - Tennell 4 yd pass from Rowley (Spencer kick)
SPO - Tennell 13 yd pass from Rowley (Spencer kick)

3rd Quarter

SPO - Thompkins 6 yd pass from Rowley (Spencer kick)
IOWA - Schmidt 32 yd pass from Raterink (Camay kick)
SPO - Spencer 31 yd field goal
IOWA - Schmidt 34 yd pass from Dieker (Camay kick)
SPO - Stephens 46 yd kickoff return (Spencer kick)

4th Quarter

IOWA - Raterink 1 yd run (Camay kick)
SPO - Nierman 1 yd run (Spencer kick)
IOWA - Schmidt 16 yd pass from Raterink (Camay kick)
SPO - Tennell 8 yd pass from Rowley (Spencer kick)
IOWA - Thomas 44 yd pass from Raterink (Camay kick)
SPO - Thompkins 10 yd pass from Rowley (kick failed)
IOWA - Schmidt 9 yd pass from Raterink (Camay kick)

SCORE BY QTR	1	2	3	4	Final
IOWA	7	13	14	28	62
SPOKANE	3	28	17	20	68

TEAM STATISTICS	SPO	IOWA
First Downs	21	24
Rushing Yards	0	21
Passing Yards	239	357
Fumbles/Lost	0/0	0/0
Fumble Return Yards	0	0
Penalties/Yards	12/87	12/83
Time of Possession	31:28	28:32
3rd Down Conv.	1/7	3/5
4th Down Conv.	2/2	0/2

INDIVIDUAL STATISTIC LEADERS

PASSING

Team	Player	Comp	Att	Yds	TD	Int
IOWA	Raterink	22	36	323	7	1
SPO	Rowley	25	38	239	6	1

RUSHING

Team	Player	Att	Yds	TD
IOWA	Raterink	3	21	1
SPO	Nierman	3	2	1

RECEIVING

Team	Player	Rec	Yds	TD
IOWA	Schmidt	11	194	6
SPO	Tennell	10	100	3
IOWA	Taylor	8	81	1
SPO	Thompkins	6	56	3



2012 GAME SUMMARIES

AFL WEEK 13 AT CHICAGO RUSH

Sunday, June 3rd, 2012
Allstate Arena – Chicago, IL
Attendance: 6,418



Photo: David Erwin

SHOCK DEFEATED BY RUSH 62-73

CHICAGO, IL (June, 3rd, 2012) – The Shock (6-5) traveled to Chicago, IL to take on the Chicago Rush (7-4) at Allstate Arena in a Week 13 AFL match-up. Chicago was led by QB Russ Michna, throwing for 412 yards and 9 TDs as the Rush would go on to defeat the Shock by a final score of 62-73.

First half action proved to be a slow start for Spokane. After holding Chicago on their game opening drive to a FG, Spokane was able to respond on a pass from Rowley to Brandon Thompkins from 9-yds out for a TD, taking a brief 6-3 lead. The Rush would go on to score back to back touchdowns one of which came on a 36-yd TD catch on a 3rd and 30 situation from Michna to Turner. Chicago would also gain a fumble recovery to post a 17-6 first quarter lead.

Third quarter action would begin with Steven Black taking a quick hitch route for a 41-yd TD after breaking three tackles on his way to the end zone, quickly bringing the game within four points. Back and forth action would continue with each team posting 28-point quarters in the third. Terrance Sanders would make his presence known yet again this week, returning his fourth kick return for a TD this season late in the third quarter for 55-yds. Kyle Rowley eclipsed his single game yardage mark (previously 271 yards) in the third quarter of the game as the Shock offense continued to try to keep pace with Chicago's offensive production led by QB Russ Michna and his trio of receivers: Turner, Perry, and Gray.

In the final quarter of play, Chicago continued their offensive onslaught with little opposition from Spokane's defense. As the Shock offense continued to feel pressure to produce, an overthrown pass would be intercepted by the Rush for their second of the game and then capped by a short TD run by QB Luke Drone to give Chicago an 18-point lead with just over six minutes remaining in the game. Spokane was unable to recover late onside kick attempts or pull the game within reach, falling to Chicago by a final score of 62-73.

SCORING SUMMARY

1st Quarter

- CHI - Houston 31 yd field goal
- SPO - Thompkins 9 yd pass from Rowley (Spencer kick failed)
- CHI - Perry 5 yd pass from Michna (Houston kick)
- CHI - Turner 36 yd pass from Michna (Houston kick)

2nd Quarter

- SPO - Tennell 35 yd pass from Rowley (Spencer kick)
- CHI - Gray 19 yd pass from Michna (Houston kick)
- SPO - Black 18 yd pass from Rowley (Spencer kick)
- CHI - Turner 11 yd pass from Michna (Houston kick)

3rd Quarter

- SPO - Black 41 yd pass from Rowley (Spencer kick)
- CHI - Gray 25 yd pass from Michna (Houston kick)
- SPO - Thompkins 16 yd pass from Rowley (Spencer kick)
- CHI - Perry 16 yd pass from Michna (Houston kick)
- SPO - Thompkins 24 yd pass from Rowley (Spencer kick)
- CHI - Perry 24 yd pass from Michna (Houston kick)
- SPO - Sanders 55 yd kickoff return (Spencer kick)
- CHI - Turner 6 yd pass from Michna (Houston kick)

4th Quarter

- SPO - Thompkins 11 yd pass from Rowley (Spencer kick)
- CHI - Perry 11 yd pass from Michna (Houston kick)
- CHI - Drone 2 yd run (Houston kick)
- SPO - Harper 8 yd pass from Rowley (Spencer kick)

TEAM STATISTICS	SPO	CHI
First Downs	20	25
Rushing Yards	0	34
Passing Yards	401	400
Fumbles/Lost	1/1	1/0
Fumble Return Yards	0	27
Penalties/Yards	10/63	9/69
Time of Possession	26:17	33:43
3rd Down Conv.	3/4	2/5
4th Down Conv.	1/1	1/1

INDIVIDUAL STATISTIC LEADERS

PASSING

Team	Player	Comp	Att	Yds	TD	Int
CHI	Michna	30	36	400	9	0
SPO	Rowley	29	40	401	8	2

RUSHING

Team	Player	Att	Yds	TD
CHI	Payne	3	9	0
CHI	Michna	2	19	0

RECEIVING

Team	Player	Rec	Yds	TD
CHI	Perry	11	131	4
SPO	Tennell	10	152	1
CHI	Turner	9	138	3
SPO	Thompkins	9	113	4

SCORE BY QTR	1	2	3	4	Final
CHICAGO	17	14	28	14	73
SPOKANE	6	14	28	14	62

2012 GAME SUMMARIES



AFL WEEK 14 VS. KANSAS CITY COMMAND

Saturday, June 9th, 2012

Spokane Veterans Memorial Arena – Spokane, WA

Attendance: 8,674



Gary Peterson Photography

SHOCK DEFEAT COMMAND 70-46

SPOKANE, WA (June 9th, 2012) –The Spokane Shock (7-5) hosted the Kansas City Command (2-10) in front of a crowd of 8,628 at Spokane Arena. The first half showed back and forth action by both teams, but a dominating second half performance would lead the Shock to a 70-46 victory.

In the first quarter of play, Kansas City held the ball in similar fashion as they have so far this season racking up 10:26 in time of possession. The Command had the first opportunity to score but as the Kansas City receiver began a premature celebration on his way into the endzone, he was stripped from behind by Shock LB Kevin Ellison as Spokane would recover the ball in the endzone. On Spokane's next possession, Kyle Rowley connected with Adron Tennell for an 8-yard touchdown. Kansas City answered back to end the first quarter at a score of 7-7.

As second half action resumed, the Shock were quick to score as Kyle Rowley found Rod Harper for his second touchdown of the game. The Command fought to make it into Shock territory but were stopped short by a forced fumble by Chris Tucker that was recovered by Mike Alston and returned for a touchdown. Kansas City was quick to recover and moved down the field for a quick touchdown to bring the score to 56-40 at the end of the third quarter.

The Shock dominated the fourth quarter on both sides of the ball. Rowley found Jeffery Solomon for a 41-yard touchdown pass, his second of the game. Kansas City WR Bret Smith tacked on his fifth touchdown reception of the game from Jones. In capitalizing manner, Shock TE Ryan Cave caught a short touchdown pass from Rowley to end the game at a final score of 70-46.

SCORING SUMMARY

1st Quarter

SPO - Tennell 8 yd pass from Rowley (Spencer kick)

KC - Smith 19 yd pass from Jones (Wilhoit II kick)

2nd Quarter

SPO - Harper 8 yd pass from Rowley (Spencer kick)

KC - Smith 7 yd pass from Jones (Wilhoit II kick)

SPO - Tennell 21 yd pass from Rowley (Spencer kick)

KC - Smith 5 yd pass from Jones (Wilhoit II kick)

KC - Jones 5 yd run (Wilhoit II kick)

SPO - Black 6 yd pass from Rowley (Spencer kick)

3rd Quarter

SPO - Harper 6 yd pass from Rowley (Spencer kick)

SPO - Nierman 1 yd run (Spencer kick)

KC - Smith 31 yd pass from Jones (Wilhoit II kick failed)

SPO - Solomon 30 yd pass from Rowley (Spencer kick)

SPO - Alston 14 yd fumble return (Spencer kick)

KC - Simpson 40 yd pass from Jones (Chavez run failed)

4th Quarter

SPO - Solomon 41 yd pass from Rowley (Spencer kick)

KC - Smith 7 yd pass from Jones (Jones pass failed)

SPO - Cave 3 yd pass from Rowley (Spencer kick)

TEAM STATISTICS	KC	SPO
First Downs	17	19
Rushing Yards	10	6
Passing Yards	261	272
Fumbles/Lost	4/3	1/1
Fumble Return Yards	0	19
Penalties/Yards	7/40	10/69
Time of Possession	44:00	29:45
3rd Down Conv.	3/6	2/8
4th Down Conv.	1/1	3/4

INDIVIDUAL STATISTIC LEADERS

PASSING

Team	Player	Comp	Att	Yds	TD	Int
SPO	Rowley	26	41	272	8	0
KC	Jones	18	29	261	6	2

RUSHING

Team	Player	Att	Yds	TD
SPO	Nierman	5	6	1
KC	Jones	2	5	1

RECEIVING

Team	Player	Rec	Yds	TD
KC	Smith	9	109	5
SPO	Tennell	9	69	2
SPO	Black	8	97	1
SPO	Harper	6	32	2

SCORE BY QTR	1	2	3	4	Final
KANSAS CITY	7	21	12	6	46
SPOKANE	7	21	28	14	70



2012 GAME SUMMARIES

AFL WEEK 15 VS. UTAH BLAZE

Saturday, June 16th, 2012
Spokane Veterans Memorial Arena – Spokane, WA
Attendance: 8,852



Gary Peterson Photography

SHOCK DEFEATED BY BLAZE 55-58

SPOKANE, WA (June, 16rd, 2012) – The Spokane Shock (7-6) hosted the Utah Blaze (9-5) in front of a crowd of 8,852 at the Spokane Arena in a Week 15 AFL West Division match-up with playoff implications on the line.

In first quarter action the Blaze held Spokane to a four and out in the red-zone on their opening drive of the game, then took only two plays to score on a 38-yd pass from QB Tommy Grady to WR Tysson Poots who made his presence known in the first quarter for the Blaze as he collected 6 receptions for 118 yards and 2 TDs.

The fourth quarter would open on a 14-yd screen pass from Shock QB Kyle Rowley to TE Ryan Cave. Utah would respond on a TD pass from QB Tommy Grady to Jeremy Kelley from eight yards out. After another Shock TD from QB Rowley to WR Harper, Utah took possession on their own three yard line and QB Tommy Grady would have the ball knocked from his hand by DL Mike Alston which was recovered and returned for a TD by Shock LB Terence Moore. The Blaze, now playing from a two score deficit, pushed the ball downfield and score on a six yard TD pass from Grady to Tysson Poots. On Spokane's ensuing possession, LB Terence Moore would cap his Ironman performance and score from the FB position for the second time in the game, taking a four yard sweep around the edge for the TD. Using all but the last 3.6 seconds of the game, Utah would drive the length of the field trailing by three points and score the final TD of the game on a pass from QB Tommy Grady to his favorite target of the night, WR Tysson Poots. In an attempt to tie, Spokane downed the kick return in the end zone and attempted a final field goal which fell short, resulting in Utah winning by a final score of 58-55.

SCORING SUMMARY

1st Quarter

- UTAH - Poots 38 yd pass from Grady (Brotzman kick failed)
- SPO - Black 24 yd pass from Rowley (Spencer kick)
- UTAH - Poots 38 yd pass from Grady (Brotzman kick)

2nd Quarter

- UTAH - LeSue 9 yd pass from Grady (Brotzman kick)
- SPO - Harper 15 yd pass from Rowley (Spencer kick)
- SPO - Moore 1 yd run (Spencer kick failed)

3rd Quarter

- UTAH - Poots 6 yd pass from Grady (Brotzman kick failed)
- SPO - Black 6 yd pass from Rowley (Spencer kick)
- UTAH - LeSue 30 yd pass from Grady (Brotzman run failed)

4th Quarter

- SPO - Cave 14 yd pass from Rowley (Spencer kick)
- UTAH - Kelley 8 yd pass from Grady (pass failed)
- SPO - Harper 19 yd pass from Rowley (Spencer kick)
- SPO - Moore 3 yd fumble return (Spencer kick)
- UTAH - Poots 6 yd pass from Grady (Brotzman kick failed)
- SPO - Moore 4 yd run (Spencer kick)
- UTAH - LeSue 2 yd pass from Grady (Grady pass failed)
- UTAH - Poots 3 yd pass from Grady (Grady pass to Poots)

TEAM STATISTICS	UTAH	SPO
First Downs	29	24
Rushing Yards	-6	2
Passing Yards	366	298
Fumbles/Lost	1/1	1/1
Fumble Return Yards	0	3
Penalties/Yards	13/94	16/103
Time of Possession	30:22	29:38
3rd Down Conv.	3/6	4/6
4th Down Conv.	2/2	1/2

INDIVIDUAL STATISTIC LEADERS

PASSING

Team	Player	Comp	Att	Yds	TD	Int
UTAH	Grady	34	49	366	9	1
SPO	Rowley	21	38	298	5	1

RUSHING

Team	Player	Att	Yds	TD
SPO	Moore	3	5	2
UTH	LeSue	1	1	0

RECEIVING

Team	Player	Rec	Yds	TD
UTAH	Poots	15	206	5
UTAH	LeSue	9	86	3
UTAH	Kauleinamoku	8	52	0
SPO	Black	7	128	2

SCORE BY QTR	1	2	3	4	Final
UTAH	13	7	12	26	58
SPOKANE	7	13	7	28	55

2012 GAME SUMMARIES



AFL WEEK 16 AT SAN JOSE SABERCATS

Saturday, June 23rd, 2012
HP Pavilion – San Jose, CA
Attendance: 9,062



Photo: Josh Phillips

SHOCK TAME SABERCATS IN 90-63 VICTORY

SAN JOSE, CA (June 23rd, 2012) – The Spokane Shock (8-6) won in convincing fashion against the San Jose SaberCats (9-6) at HP Pavillion in a Week 16 AFL West Division match-up in front of 9,062 fans by a final score of 90-63.

The game opened with a shaky start from both teams as Spokane's opening pass deflected off the wall into the hands of the San Jose defense. On San Jose's following possession, a fumbled snap went to the turf and was recovered by Shock DT Chris Tucker that would awaken the Shock offense and lead to a one play TD drive by Spokane on a pass from QB Kyle Rowley to WR Adron Tennell. After yet another fumble by San Jose and recovery by the Spokane defense on the following drive, the Shock quickly went on to score on a second TD reception by Adron Tennell to give Spokane a two score lead. The first quarter would end with Spokane leading 21-7.

Second quarter action would resume with a short TD run by San Jose, but be answered with four unanswered touchdowns by Spokane as Kyle Rowley would connect with Adron Tennell (third of the game), Rod Harper twice, and Steven Black for scores. Paul Stephens came up with an interception on the goal line to support the Shock offense as they went on to post a 28-point second quarter; closing the first half with Spokane leading 49 to 20.

The fourth and final quarter of play would show back and forth scoring by each team as Kyle Rowley would break the single game AFL record with 12 TD passes. Spokane would go on to post a total of 90 points in the contest, the most every scored against the San Jose SaberCats (record previously held by Cleveland with 82 points on June 25th, 2011).

SCORING SUMMARY

1st Quarter

- SPO - Tennell 28 yd pass from Rowley (Spencer kick)
- SPO - Tennell 18 yd pass from Rowley (Spencer kick)
- SJ - Williams 31 yd pass from Grieb (Pertuit kick)
- SPO - Harper 15 yd pass from Rowley (Spencer kick)

2nd Quarter

- SJ - Lewis 3 yd run (Pertuit kick)
- SPO - Harper 26 yd pass from Rowley (Spencer kick)
- SPO - Tennell 14 yd pass from Rowley (Spencer kick)
- SPO - Harper 9 yd pass from Rowley (Spencer kick)
- SPO - Black 18 yd pass from Rowley (Spencer kick)
- SJ - Williams 16 yd pass from Grieb (Grieb pass failed)

3rd Quarter

- SPO - Tennell 9 yd pass from Rowley (Spencer kick)
- SJ - Goodson 48 yd pass from Grieb (pass to Whittaker)
- SJ - Whittaker 17 yd fumble return (Grieb pass to Wright)
- SPO - Tennell 12 yd pass from Rowley (Spencer kick failed)
- SPO - Solomon 15 yd pass from Rowley (Spencer kick)

4th Quarter

- SJ - Wright 25 yd pass from Grieb (Grieb pass to Whittaker)
- SPO - Harper 18 yd pass from Rowley (Spencer kick)
- SPO - Solomon 45 yd pass from Rowley (Spencer kick)
- SJ - Lewis 2 yd run (Pertuit kick blocked)
- SPO - Stephens 12 yd kickoff return (Spencer kick)
- SJ - Williams 4 yd pass from Grieb (Pertuit kick)
- SJ - Wright 57 yd missed field goal return (failed)

TEAM STATISTICS	SPO	SJ
First Downs	20	21
Rushing Yards	6	21
Passing Yards	392	356
Fumbles/Lost	4/2	5/5
Fumble Return Yards	6	17
Penalties/Yards	15/106	8/47
Time of Possession	32:01	27:59
3rd Down Conv.	3/5	2/5
4th Down Conv.	0/0	1/3

INDIVIDUAL STATISTIC LEADERS

PASSING

Team	Player	Comp	Att	Yds	TD	Int
SPO	Rowley	30	37	392	12	1
SJ	Grieb	25	40	356	5	2

RUSHING

Team	Player	Att	Yds	TD
SJ	Lewis	6	21	2
SPO	Nierman	2	9	0

RECEIVING

Team	Player	Rec	Yds	TD
SPO	Tennell	13	164	5
SPO	Harper	9	119	4
SJ	Goodson	7	142	1
SJ	Wright	7	78	1

SCORE BY QTR	1	2	3	4	Final
SAN JOSE	7	13	17	27	63
SPOKANE	21	28	20	21	90



2012 GAME SUMMARIES

AFL WEEK 17 VS. ARIZONA RATTLERS

Friday, June 29th, 2012
Spokane Veterans Memorial Arena – Spokane, WA
Attendance: 8,946



Zach Edwards Photography

RATTLERS DEFEAT SPOKANE 61-35

SPOKANE, WA (June 29th, 2012) – The Spokane Shock (8-7) hosted the number one overall and West Division leading Arizona Rattlers (12-3) this Friday, June 29th at the Spokane Arena in front of 8,946 fans. A number of early miscues and turnovers by Spokane would open the door early for Arizona as they would jump out to a big lead and hold it on their way to a 61-35 victory over the Shock.

A quiet first quarter ended with Arizona leading 14-7 and each QB only missing two of their attempted passes. Davila completed 5 of 7 attempts for 72 yards and 2 TDs while Kyle Rowley went 7 of 9 for 54 yards and 1 TD.

The Rattlers would not stay quiet for long as they would go on to post a 26 point second quarter against Spokane, capped off by three consecutive interceptions by Shock QB Kyle Rowley. A key moment of the quarter came on an interception by Arizona DB Arkeith Brown as Shock WR Steven Black caught a corner route, seemingly gaining possession of the pass as he went over the wall until Brown reached in and ripped the ball out of his hands before making contact with the ground. Once Brown took possession he returned the INT the full length of the field for a TD as the Shock stood in disbelief, believing the play had ended and the touchdown was scored. A review of the play revealed no conclusive evidence to overturn the ruling on the field and the touchdown was upheld.

As the second half would resume, the Shock's miscues would continue. On their opening drive of the third quarter Spokane would be held to a four and out that would then result in an Arizona touchdown. Throughout the quarter, Arizona would manage their possessions and intercept Shock QB Kyle Rowley for a fourth time in the contest. At the end of the quarter with the Rattlers leading 54-21, Arizona possessed the ball for only 17 minutes and 41 seconds compared to Spokane's 42 minutes and 19 seconds; showing the efficiency of the Rattler offense and dominating performance by their defense that hasn't given up more than 48 points in now six of their last seven games.

SCORING SUMMARY

1st Quarter

- AZ - Harvey 25 yd pass from Davila (Ratanamorn kick)
- SPO - Tennell 5 yd pass from Rowley (Spencer kick)
- AZ - White 4 yd pass from Davila (Ratanamorn kick)

2nd Quarter

- AZ - Brown 56 yd interception return (kick failed)
- AZ - Reed 29 yd pass from Davila (Ratanamorn kick failed)
- AZ - Reed 3 yd run (Ratanamorn kick)
- SPO - Solomon 4 yd pass from Rowley (Spencer kick)
- AZ - Geathers 3 yd pass from Davila (Ratanamorn kick)

3rd Quarter

- AZ - Geathers 2 yd run (Ratanamorn kick)
- AZ - Armstrong 14 yd run (Ratanamorn kick)
- SPO - Tennell 14 yd pass from Rowley (Spencer kick)

4th Quarter

- SPO - Black 23 yd pass from Rowley (Spencer kick)
- SPO - Black 27 yd pass from Rowley (Spencer kick)
- AZ - White 9 yd pass from Davila (Ratanamorn kick)

SCORE BY QTR	1	2	3	4	Final
ARIZONA	14	26	14	7	61
SPOKANE	7	7	7	14	35

TEAM STATISTICS	AZ	SPO
First Downs	19	24
Rushing Yards	34	0
Passing Yards	247	333
Fumbles/Lost	3/2	1/0
Fumble Return Yards	0	0
Penalties/Yards	10/57	12/88
Time of Possession	26:23	48:37
3rd Down Conv.	3/4	6/9
4th Down Conv.	0/1	0/2

INDIVIDUAL STATISTIC LEADERS

PASSING

Team	Player	Comp	Att	Yds	TD	Int
SPO	Rowley	29	45	303	5	5
AZ	Davila	18	27	247	5	0

RUSHING

Team	Player	Att	Yds	TD
AZ	Armstrong	4	24	1
SPO	King	2	1	0

RECEIVING

Team	Player	Rec	Yds	TD
SPO	Solomon	12	122	1
SPO	Tennell	12	113	2
SPO	Black	8	103	2
AZ	Geathers	7	99	1

2012 GAME SUMMARIES



AFL WEEK 18 AT PHILADELPHIA SOUL

Sunday, July 8th, 2012

Wells Fargo Center – Philadelphia, PA

Attendance: 7,590



J&D Photography

PHILADELPHIA DEFEATS SPOKANE 62-48

PHILADELPHIA, PA (July 8th, 2012) – The Spokane Shock (8-8) traveled east to take on the Philadelphia Soul (14-3) in a week 18 AFL matchup at Wells Fargo Center and were defeated by a final score of 62-48.

The opening of this week's game may have been a foreshadowing of the differing nature of this contest as opposed to the week 11 outcome earlier this season when Spokane came away with an upset victory. This week, PHI WR Jeff Hughley took the opening kickoff the rebound net and returned it for a 55 yard touchdown, opening the gate for the league's highest scoring offense to continue to fine tune their play on their way to the AFL Playoff's with home field advantage in the first round.

Despite the opening kick return for a TD by Philadelphia, the Shock were able answer the call with a touchdown pass from QB Kyle Rowley to WR Rod Harper from 9-yards out and then force an early turnover as Shock LB Terence Moore knocked the ball away from PHI FB Derrick Ross. On the next Spokane possession, QB Kyle Rowley was able to find WR Jeffrey Solomon on a 4-yd strike to give the Shock an early 14-7 lead.

As the second half opened Spokane would lose the handle on the opening kick return straight into the Soul's hands, opening the door for Philadelphia to take a two score lead at 48-34. The next possession for each team would lead to turnovers as each QB overshot their throws straight into the hands of the defense. Playing through the turnovers by each squad, the third quarter would close still within two scores with Philadelphia leading 55-41.

In the final quarter of play, both team's offensive production would come to a near stop and would only post one touchdown each. Shock WR Adron Tennell would record his fourth touchdown in the game (his ninth against the Soul this season) and Soul FB Derrick Ross would score for a third time on the ground to help seal the Philadelphia victory. Spokane, down two scores, would make a final push in the last minute of the game to bring the game within one score and a hopeful inside kick but would be intercepted for the fourth time on the night. Philadelphia would finish the remaining seconds off on the clock and go on to a 62-48 victory.

SCORING SUMMARY

1st Quarter

- PHI - Hughley 55 yd kickoff return (Hughes kick)
- SPO - Harper 9 yd pass from Rowley (Spencer kick)
- SPO - Solomon 4 yd pass from Rowley (Spencer kick)
- PHI - Brackins 9 yd pass from Raudabaugh (Hughes kick)
- SPO - Tennell 47 yd pass from Rowley (Spencer kick)

2nd Quarter

- PHI - Ross 12 yd pass from Raudabaugh (Hughes kick)
- PHI - Ross 12 yd run (Hughes kick)
- SPO - Solomon 9 yd pass from Rowley (Rowley run failed)
- PHI - Brackins 2 yd pass from Raudabaugh (Hughes kick)
- SPO - Tennell 9 yd pass from Rowley (Spencer kick)
- PHI - Ross 1 yd run (Hughes kick)

3rd Quarter

- PHI - Morgan 4 yd pass from Raudabaugh (Hughes kick failed)
- SPO - Tennell 20 yd pass from Rowley (Spencer kick)
- PHI - Ross 15 yd pass from Raudabaugh (Hughes kick)

4th Quarter

- SPO - Tennell 9 yd pass from Rowley (Spencer kick)
- PHI - Ross 2 yd run (Hughes kick)

SCORE BY QTR	1	2	3	4	Final
PHILADELPHIA	14	28	13	7	62
SPOKANE	21	13	7	7	48

TEAM STATISTICS	SPO	PHI
First Downs	22	19
Rushing Yards	2	95
Passing Yards	325	179
Fumbles/Lost	2/1	1/1
Fumble Return Yards	0	0
Penalties/Yards	28/71	13/93
Time of Possession	34:28	25:32
3rd Down Conv.	4/8	0/2
4th Down Conv.	2/4	1/2

INDIVIDUAL STATISTIC LEADERS

PASSING

Team	Player	Comp	Att	Yds	TD	Int
SPO	Rowley	29	48	325	7	4
PHI	Raudab.	16	22	179	5	1

RUSHING

Team	Player	Att	Yds	TD
PHI	Ross	11	83	3
SPO	Nierman	2	0	0

RECEIVING

Team	Player	Rec	Yds	TD
SPO	Tennell	13	141	4
SPO	Harper	9	107	1
PHI	Morgan	5	59	1
PHI	Brackins	4	46	2



2012 GAME SUMMARIES

AFL WEEK 19 AT KANSAS CITY COMMAND

Saturday, July 14th, 2012
Sprint Center – Kansas City, MO
Attendance: 3,764



Photo: KC Command

SHOCK STEAL ROAD WIN IN FINAL SECONDS 49-48

KANSAS CITY, MO (July 14th, 2012) – This week, the Spokane Shock (9-8) took on the Kansas City Command (3-14) in a week 19 AFL match up setting the stage for the teams' second meeting of the season. The Shock came away with a last second victory on a missed field goal by the Command by a final score of 49-48.

The recently struggling Kansas City offense would prove to continue to have issues, opening the game with a turnover on downs, giving way to a six yard touchdown reception by Shock WR Adron Tennell. After then missing on a field goal attempt on their second drive, the Shock would go 46 yards in 8 plays and score again on a Tennell reception. The quarter would close with Spokane leading 14-0.

A Shock fumble in the second quarter would create an opportunity for Kansas City to regain a possession. After the fumble, the Command would respond with a one play, 39 yard touchdown pass on their way to a 21 point second quarter, going into the half only down one score at 28-21.

As the final quarter continued to show scoring by both teams, a missed PAT attempt by Spokane would open a late opportunity for Kansas City to sneak their way back into the game. Command QB Matt Gutierrez hit a streak of 7 straight passes with two touchdowns and no interceptions as Kansas City went on to take a one point lead over Spokane with just over six minutes remaining in the game.

After the Shock received with 53 seconds remaining in the game, they would begin their drive and pick their way down the field setting up their final chance to put the game away. A pass interference against Kansas City on the goal line would give Spokane a first and goal with 16 seconds remaining. QB Kyle Rowley found WR Jeffrey Solomon in the back of the end zone for his first touchdown of the game. Trailing by one, the Shock elected to go for the two point conversion to seal the game. Rowley connected again with Jeffrey Solomon on a comeback route in the front left corner of the end zone to take the lead 49-48 with 12 seconds left. Spokane would hold Kansas City to a field goal attempt from 47 yards that would hit the upright and bounce into the Shock's hands to end the contest by a final score of 49-48.

SCORING SUMMARY

1st Quarter

- SPO - Tennell 6 yd pass from Rowley (Spencer kick)
- SPO - Tennell 13 yd pass from Rowley (Spencer kick)

2nd Quarter

- KC - Parker 4 yd pass from Gutierrez (Wilhoit II kick)
- SPO - Harper 2 yd pass from Rowley (Spencer kick)
- KC - Bryant III 12 yd run (Wilhoit II kick)
- KC - Parker 39 yd pass from Gutierrez (Wilhoit II kick)
- SPO - Tennell 13 yd pass from Rowley (Spencer kick)

3rd Quarter

- KC - Bryant III 2 yd run (Wilhoit II kick)
- SPO - Harper 4 yd pass from Rowley (Spencer kick)

4th Quarter

- KC - Robinson 7 yd pass from Gutierrez (Wilhoit II kick)
- SPO - Nierman 17 yd pass from Rowley (Spencer kick failed)
- KC - Robinson 15 yd pass from Gutierrez (Wilhoit II kick)
- KC - Gutierrez 5 yd run (Wilhoit II kick failed)
- SPO - Solomon 4 yd pass from Rowley (pass to Solomon)

SCORE BY QTR	1	2	3	4	Final
KANSAS CITY	0	21	7	20	48
SPOKANE	14	14	7	14	49

TEAM STATISTICS	SPO	KC
First Downs	31	19
Rushing Yards	2	30
Passing Yards	320	239
Fumbles/Lost	2/2	1/0
Fumble Return Yards	0	26
Penalties/Yards	7/52	15/100
Time of Possession	34:00	26:00
3rd Down Conv.	2/4	2/5
4th Down Conv.	1/2	1/2

INDIVIDUAL STATISTIC LEADERS

PASSING

Team	Player	Comp	Att	Yds	TD	Int
SPO	Rowley	32	52	320	7	0
KC	Gutie.	21	30	239	4	1

RUSHING

Team	Player	Att	Yds	TD
KC	Bryant III	3	18	2
SPO	Tennell	1	1	0

RECEIVING

Team	Player	Rec	Yds	TD
SPO	Tennell	11	101	3
SPO	Solomon	10	128	1
KC	Robinson	9	106	2
SPO	Harper	9	60	2

2012 GAME SUMMARIES



AFL WEEK 20 VS. TAMPA BAY STORM

Friday, April 14th, 2012

Spokane Veterans Memorial Arena – Spokane, WA

Attendance: 8,973



Zach Edwards Photography

SHOCK FINISH SEASON ON HIGH NOTE WITH 63-53 WIN

SPOKANE, WA (July 21st, 2012) – In the final week of the AFL regular season the Spokane Shock (10-8) hosted the Tampa Bay Storm (8-10) at the Spokane Arena in front of 8,973 fans and came away with the win by a final score of 63-53.

Tampa Bay controlled the first quarter, scoring on their opening drive of the game on a two yard run by QB Stephen Wasil. After Spokane promptly responded with a 36-yd TD pass from QB Kyle Rowley to WR Adron Tennell, Tampa Bay connected on a 35-yd TD pass from QB Stephen Wasil to WR Joe Hills to give the Storm the lead at 13-7 at the end of the first quarter.

As second quarter action continued, Spokane opened with a one yard QB sneak by Kyle Rowley to put the Shock back on top by one point. On the ensuing kickoff, the ball would hit the bar and was recovered by Shock DB Patrick Stoudamire on the two yard line and taken into the end zone for the touchdown. After the two quick scores, the Shock were able to hold Tampa Bay to a 35-yd field goal to maintain a five point lead at 21-16. WR Adron Tennell would make his presence well known in the second quarter, scoring twice on passes from QB Kyle Rowley. With his first half performance, Adron overtook former Shock WR Huey Whittaker's Single Season TD reception record and now holds Single Season franchise records in receptions, yardage, and touchdowns. At the half, Spokane would lead Tampa Bay by a score of 35-30.

In the final quarter of play, each team's offenses would reemerge and combine for a total of six touchdowns. After Spokane scored in the opening moments of the fourth quarter and took a 19 point lead, the Storm were forced to play from a deep hole and were led strongly by Tampa Bay WR Joe Hills would score his third TD of the contest. Despite the Storm's best effort to bring the game back within reach, they were unable to close the gap and fell to Spokane by a final score of 63-53.

SCORING SUMMARY

1st Quarter

TBY - Wasil 2 yd run (Bongarra kick failed)

SPO - Tennell 36 yd pass from Rowley (Spencer kick)

TBY - Hills 35 yd pass from Wasil (Bongarra kick)

2nd Quarter

SPO - Rowley 1 yd run (Spencer kick)

SPO - Stoudamire 4 yd net recovery (Spencer kick)

TBY - Bongarra 35 yd field goal

SPO - Tennell 32 yd pass from Rowley (Spencer kick)

TBY - Hills 45 yd pass from Wasil (Bongarra kick)

SPO - Tennell 8 yd pass from Rowley (Spencer kick)

TBY - Wasil 1 yd run (Bongarra kick)

3rd Quarter

SPO - Nierman 1 yd run (Spencer kick)

4th Quarter

SPO - Black 5 yd pass from Rowley (Spencer kick)

TBY - Hills 33 yd pass from Wasil (Bongarra kick)

SPO - Black 13 yd pass from Rowley (Spencer kick)

TBY - Singleton 14 yd pass from Wasil (Wasil run)

SPO - Tennell 7 yd pass from Rowley (Spencer kick)

TBY - Wasil 1 yd run (Wasil pass to Singleton)

TEAM STATISTICS	TBY	SPO
First Downs	25	23
Rushing Yards	13	2
Passing Yards	391	245
Fumbles/Lost	3/3	1/1
Fumble Return Yards	0	4
Penalties/Yards	12/96	10/86
Time of Possession	33:39	26:21
3rd Down Conv.	2/5	3/4
4th Down Conv.	1/1	0/1

INDIVIDUAL STATISTIC LEADERS

PASSING

Team	Player	Comp	Att	Yds	TD	Int
TBY	Wasil	23	37	391	4	0
SPO	Rowley	24	33	245	6	0

RUSHING

Team	Player	Att	Yds	TD
TBY	Wasil	10	16	3
SPO	Rowley	4	5	1

RECEIVING

Team	Player	Rec	Yds	TD
TBY	Rodriguez	11	134	0
SPO	Tennell	10	140	4
TBY	Hills	11	134	3
SPO	Harper	8	53	0

SCORE BY QTR	1	2	3	4	Final
TAMPA BAY	13	17	0	23	53
SPOKANE	7	28	7	21	63



2012 RESULTS

SCHEDULE

WEEK	DAY	DATE	TIME (PST)	OPPONENT	LOCATION	RESULTS
1	Mon.	12-Mar	7:00PM	IOWA BARNSTORMERS	SPOKANE VETERANS MEMORIAL ARENA	L (63-39)
2	Sat.	17-Mar	5:00PM	at San Antonio Talons	Alamodome- San Antonio, TX	W (63-60)
3	Bye	24-Mar	-	-	-	-
4	Fri.	30-Mar	5:00PM	SAN JOSE SABERCATS	SPOKANE VETERANS MEMORIAL ARENA	L (35-69)
5	Fri.	6-Apr	7:00PM	at Arizona Rattlers	U.S. Airways Center- Phoenix, AZ	L (53-57)
6	Sat.	14-Apr	7:00PM	MILWAUKEE MUSTANGS	SPOKANE VETERANS MEMORIAL ARENA	W (57-26)
7	Bye	21-Apr	-	-	-	-
8	Sat.	28-Apr	4:00PM	at Jacksonville Sharks	Jacksonville Veterans Memorial Arena- Jacksonville, FL	W (56-48)
9	Fri.	4-May	6:00PM	at Utah Blaze	Energy Solutions Arena- Salt Lake City, Utah	L (63-84)
10	Fri.	11-May	8:00PM	NEW ORLEANS VOODOO	SPOKANE VETERANS MEMORIAL ARENA	W (68-62)
11	Fri.	18-May	8:00PM	PHILADELPHIA SOUL	SPOKANE VETERANS MEMORIAL ARENA	W (65-47)
12	Fri.	25-May	5:05PM	at Iowa Barnstormers	Wells Fargo Arena- Des Moines, IA	W (68-62)
13	Sun.	3-Jun	1:00PM	at Chicago Rush	AllState Arena- Chicago, IL	L (62-73)
14	Sat.	9-Jun	7:00PM	KANSAS CITY COMMAND	SPOKANE VETERANS MEMORIAL ARENA	W (70-46)
15	Sat.	16-Jun	7:00PM	UTAH BLAZE	SPOKANE VETERANS MEMORIAL ARENA	L (55-58)
16	Sat.	23-Jun	7:30PM	at San Jose SaberCats	HP Pavillion- San Jose, CA	W (90-63)
17	Fri.	29-Jun	8:00PM	ARIZONA RATTLEERS	SPOKANE VETERANS MEMORIAL ARENA	L (35-61)
18	Sun.	8-Jul	3:05PM	at Philadelphia Soul	Wells Fargo Center- Philadelphia, PA	L (48-62)
19	Sat.	14-Jul	5:00PM	at Kansas City Command	Sprint Center- Kansas City, MO	W (49-48)
20	Sat.	Jul-12	7:00PM	TAMPA BAY STORM	SPOKANE VETERANS MEMORIAL ARENA	W (63-53)

AFL FRONT OFFICE
 MEDIA COACHES
 PLAYERS
 2012 RECAP
 STATS

2012 STANDINGS



AMERICAN CONFERENCE

EAST DIVISION

PHILADELPHIA	15-3
CLEVELAND	8-10
MILWAUKEE	5-13
PITTSBURGH	5-13

SOUTH DIVISION

JACKSONVILLE	10-8
GEORGIA	9-9
NEW ORLEANS	8-10
TAMPA BAY	8-10
ORLANDO	4-14

NATIONAL CONFERENCE

CENTRAL DIVISION

SAN ANTONIO	14-4
CHICAGO	10-8
IOWA	7-11
KANSAS CITY	3-15

WEST DIVISION

ARIZONA	13-5
SAN JOSE	12-6
UTAH	12-6
SPOKANE	10-8



2012 STATISTICS

2012 RECAP | STATS | PLAYERS | COACHES | MEDIA | FRONT OFFICE | AFL

SPOKANE SHOCK TEAM STATISTICS (THRU WEEK 20)

RUSHING	GP	ATT	GAIN	LOSS	NET	AVG	TD	LG	AVG/G
FROMAN, Adam	5	11	84	0	84	7.6	4	36	16.8
ROWLEY, Kyle	15	26	41	8	33	1.3	5	9	2.2
NIERMAN, Andrew	16	27	42	13	29	1.1	4	9	1.8
TENNELL, Adron	17	5	8	0	8	1.6	0	4	0.5
ORE, Justin	9	2	8	0	8	4.0	1	5	0.9
MEYER, Erik	3	2	7	0	7	3.5	1	6	2.3
MOORE, Terence	12	4	5	2	3	0.8	2	4	0.2
THOMPCKINS, Bran	12	18	21	20	1	0.1	6	9	0.1
BLACK, Steven	15	1	0	0	0	0.0	0	0	0.0
SOLOMAN, Jeffrey	5	1	0	2	-2	-2.0	0	0	-0.4
KING, Micah	15	9	4	11	-7	-0.8	2	2	-0.5
Total	18	106	220	56	164	1.5	25	36	9.1
Opponents	18	130	473	34	439	3.4	31	30	24.4

PASSING	GP	RATING	COMP-ATT-INT	PCT	YDS	TD	LG	AVG/G
ROWLEY, Kyle	15	110.63	385-589-23	65.4	4349	96	47	289.9
FROMAN, Adam	5	80.34	48-69-6	69.6	456	8	36	91.2
MEYER, Erik	3	90.42	25-45-2	55.6	294	6	35	98.0
BOLTUS, Jason	1	38.89	4-6-1	66.7	30	0	15	30.0
TEAM	13	39.58	0-0-0	0.0	-110	0	0	-8.5
Total	18	105.86	462-709-32	65.2	5019	110	47	278.8
Opponents	18	116.28	454-683-24	66.5	5550	113	48	308.3

RECEIVING	GP	NO.	YDS	AVG	TD	LG	AVG/G
TENNELL, Adron	17	157	1810	11.5	40	47	106.5
THOMPCKINS, Bran	12	76	907	11.9	26	40	75.6
BLACK, Steven	15	68	770	11.3	15	41	51.3
HARPER, Rod	7	51	472	9.3	12	26	67.4
ORE, Justin	9	42	441	10.5	3	34	49.0
SOLOMAN, Jeffrey	5	33	431	13.1	8	45	86.2
HILLS, Joe	5	14	134	9.6	1	20	26.8
PINO, Chris	6	4	51	12.8	0	23	8.5
MA'SUN, Palauni	8	4	-1	-0.2	0	4	-0.1
NIERMAN, Andrew	16	3	25	8.3	2	17	1.6
CAVE, Ryan	14	3	22	7.3	2	14	1.6
SANDERS, Terran	14	2	28	14.0	1	19	2.0
HARRIS, Freddie	5	2	17	8.5	0	12	3.4
HOLMES, Louis	10	1	12	12.0	0	12	1.2
KING, Micah	15	1	7	7.0	0	7	0.5
CLARK, Daron	1	1	3	3.0	0	3	3.0
Total	18	462	5129	11.1	110	47	284.9
Opponents	18	454	5710	12.6	113	48	317.2

FIELD GOALS	FG	PCT.	01-19	20-29	30-39	40-49	50-99	LG	BLK
SPENCER, Kenny	4-7	57.1	0-0	2-2	2-2	0-0	0-3	32	0

SCORING	TD	FG	PAT					SAF	PTS
			KICK	RUSH	RCY	PASS	DXP		
TENNELL, Adron	40	-	-	-	-	-	-	-	240
THOMPCKINS, Bran	32	-	-	-	-	-	-	-	192
SPENCER, Kenny	-	4-7	138-146	-	-	-	-	-	150
BLACK, Steven	15	-	-	-	-	-	-	-	90
HARPER, Rod	12	-	-	-	-	-	-	-	72
SOLOMAN, Jeffrey	8	-	-	-	1	-	-	-	50
SANDERS, Terran	7	-	-	-	-	-	-	-	42

2012 STATISTICS



NIERMAN, Andrew	6	-	-	-	-	-	-	-	36
MOORE, Terence	5	-	-	-	-	-	-	-	30
ROWLEY, Kyle	5	-	-	0-1	-	1-1	-	-	30
FROMAN, Adam	4	-	1-1	-	-	-	-	-	25
ORE, Justin	4	-	-	-	-	-	-	-	24
STEPHENS, Paul	3	-	-	-	-	-	-	-	18
KING, Micah	2	-	-	-	-	-	-	-	12
CAVE, Ryan	2	-	-	-	-	-	-	-	12
MEYER, Erik	1	-	-	-	-	-	-	-	6
STOUDAMIRE, Pat	1	-	-	-	-	-	-	-	6
HARRIS, Freddie	1	-	-	-	-	-	-	-	6
ELLISON, Kevin	1	-	-	-	-	-	-	-	6
ALSTON, Mike	1	-	-	-	-	-	-	-	6
HILLS, Joe	1	-	-	-	-	-	-	-	6

RECORD:	Overall	Home	Away	INTERCEPTIONS	NO.	YDS	AVG	TD	LG
All games	10-8	5-4	5-4	SANDERS, Terran	7	180	25.7	1	54
Conference	1-5	0-3	1-2	STOUDAMIRE, Pat	5	7	1.4	0	8
Non-Conference	9-3	5-1	4-2	STEPHENS, Paul	3	81	27.0	0	46

TEAM STATISTICS	SPO	OPP	INTERCEPTIONS	NO.	YDS	AVG	TD	LG
FIRST DOWNS	395	408	MOORE, Terence	3	42	14.0	2	22
Rushing	34	48	FERGUSON, Josh	2	28	14.0	0	28
Passing	293	297	HARRIS, Freddie	1	11	11.0	1	11
Penalty	68	63	KING, Micah	1	0	0.0	0	0

RUSHING YARDAGE	SPO	OPP	FG RETURNS	NO.	YDS	AVG	TD	LG
Rushing Attempts	106	130	SANDERS, Terran	3	80	26.7	1	54
Average Per Rush	1.5	3.4	STEPHENS, Paul	1	6	6.0	0	6
Average Per Game	9.1	24.4	EALY, Charles	1	0	0.0	0	0
TDs Rushing	25	31	Total	5	86	17.2	1	54

PASSING YARDAGE	SPO	OPP	KICK RETURNS	NO.	YDS	AVG	TD	LG
Att - Comp - Int	709-462-32	683-454-24	SANDERS, Terran	70	1595	22.8	4	56
Average Per Pass	7.1	8.1	STEPHENS, Paul	35	562	16.1	3	46
Average Per Catch	10.9	12.2	THOMPSON, Bran	4	19	4.8	0	10
Average Per Game	278.8	308.3	TEAM	4	0	0.0	0	0

TOTAL OFFENSE	SPO	OPP	NIERMAN, Andrew <th>NO.</th> <th>YDS</th> <th>AVG</th> <th>TD</th> <th>LG</th>	NO.	YDS	AVG	TD	LG
Average Per Play	6.2	7.1	MOORE, Terence	1	0	0.0	0	0
Average Per Game	287.9	332.7	STOUDAMIRE, Pat	1	2	2.0	0	2
KICK RETURNS: #-Yards	121-2254	99-1619	HOLMES, Louis	1	0	0.0	0	0
FG RETURNS: #-Yards	5-86	2-60	SOLOMAN, Jeffrey	1	29	29.0	0	29
INT RETURNS: #-Yards	24-376	32-316	CLARK, Daron	1	47	47.0	0	47
FUMBLES-LOST	24-19	30-23	TENNELL, Adron	1	0	0.0	0	0
PENALTIES-Yards	175-1215	192-1221	Total	121	2254	18.6	7	56
TIME OF POSSESSION/Game	29:56	30:17	Opponents	99	1619	16.4	3	5
3RD-DOWN Conversions	63/114	53/109						
4TH-DOWN Conversions	19/36	19/32						

ALL PURPOSE	G	RUSH	RCY	PR	KR	IR	TOTAL	AVG/G
SANDERS, Terra	14	0	28	80	1595	180	1883	134.5
TENNELL, Adron	17	8	1810	0	0	0	1818	106.9
THOMPSON, Br	12	1	907	0	19	0	927	77.2
BLACK, Steven	15	0	770	0	0	0	770	51.3
Total	18	164	5129	86	2254	376	8009	444.9
Opponents	18	439	5710	60	1619	316	8144	452.4

TOTAL OFFENSE	G	PLAYS	RUSH	PASS	TOTAL	AVG/G
ROWLEY, Kyle	15	615	33	4349	4382	292.1
FROMAN, Adam	5	80	84	456	540	108.0
MEYER, Erik	3	47	7	294	301	100.3
BOLTUS, Jason	1	6	0	30	30	30.0
Total	18	815	164	5019	5183	287.9
Opponents	18	813	439	5550	5989	332.7



2012 STATISTICS

AFL

FRONT OFFICE

MEDIA

COACHES

PLAYERS

2012 RECAP

STATS

92

2012 Arena Football League

Individual Steller Games Through games of Jul 23, 2012

400-Yard Passing Performances

401 ROWLEY, Kyle (Spokane Shock) at Chicago Rush (Jun 03, 2012)

300-Yard Passing Performances

- 401 ROWLEY, Kyle (Spokane Shock) at Chicago Rush (Jun 03, 2012)
- 388 ROWLEY, Kyle (Spokane Shock) at San Jose SaberCats (Jun 23, 2012)
- 352 ROWLEY, Kyle (Spokane Shock) at Utah Blaze (May 04, 2012)
- 325 ROWLEY, Kyle (Spokane Shock) at Philadelphia Soul (Jul 08, 2012)
- 320 ROWLEY, Kyle (Spokane Shock) at Kansas City Command (Jul 14, 2012)
- 303 ROWLEY, Kyle (Spokane Shock) vs UTAH BLAZE (Jun 16, 2012)
- 303 ROWLEY, Kyle (Spokane Shock) vs ARIZONA RATTTLERS (Jun 29, 2012)

Number of 300-Yard Passing Performances

ROWLEY, Kyle, Spokane Shock - 7

100-Yard Receiving Performances

- 168 THOMPSON, Bran (Spokane Shock) at Utah Blaze (May 04, 2012)
- 152 TENNELL, Adron (Spokane Shock) at Chicago Rush (Jun 03, 2012)
- 149 TENNELL, Adron (Spokane Shock) at San Jose SaberCats (Jun 23, 2012)
- 141 TENNELL, Adron (Spokane Shock) at Philadelphia Soul (Jul 08, 2012)
- 131 ORE, Justin (Spokane Shock) vs IOWA BARNSTORMERS (Mar 12, 2012)
- 130 HARPER, Rod (Spokane Shock) at San Jose SaberCats (Jun 23, 2012)
- 128 BLACK, Steven (Spokane Shock) vs UTAH BLAZE (Jun 16, 2012)
- 128 SOLOMAN, Jeffrey (Spokane Shock) at Kansas City Command (Jul 14, 2012)
- 122 SOLOMAN, Jeffrey (Spokane Shock) vs ARIZONA RATTTLERS (Jun 29, 2012)
- 121 TENNELL, Adron (Spokane Shock) vs IOWA BARNSTORMERS (Mar 12, 2012)
- 117 TENNELL, Adron (Spokane Shock) at Jacksonville Sharks (Apr 28, 2012)
- 116 ORE, Justin (Spokane Shock) at Arizona Rattlers (Apr 06, 2012)
- 116 TENNELL, Adron (Spokane Shock) vs PHILADELPHIA SOUL (May 18, 2012)
- 113 THOMPSON, Bran (Spokane Shock) at Chicago Rush (Jun 03, 2012)
- 113 TENNELL, Adron (Spokane Shock) vs ARIZONA RATTTLERS (Jun 29, 2012)
- 111 BLACK, Steven (Spokane Shock) at Chicago Rush (Jun 03, 2012)
- 107 HARPER, Rod (Spokane Shock) at Philadelphia Soul (Jul 08, 2012)
- 103 TENNELL, Adron (Spokane Shock) at Utah Blaze (May 04, 2012)
- 103 BLACK, Steven (Spokane Shock) vs ARIZONA RATTTLERS (Jun 29, 2012)
- 101 TENNELL, Adron (Spokane Shock) at Kansas City Command (Jul 14, 2012)
- 100 TENNELL, Adron (Spokane Shock) at Iowa Barnstormers (May 25, 2012)

Number of 100-Yard Receiving Performances

- TENNELL, Adron, Spokane Shock - 11
- BLACK, Steven, Spokane Shock - 3
- HARPER, Rod, Spokane Shock - 2
- ORE, Justin, Spokane Shock - 2
- SOLOMAN, Jeffrey, Spokane Shock - 2

2012 STATISTICS



INDIVIDUAL RECORDS – SINGLE SEASON

CATEGORY	NAME	YEAR	PERFORMANCE	NOTES
Points Scored	Adron Tennell	2012	240	* New Record in 2012
Passing Yards	Kyle Rowley	2010	4,428	
Passing TDS	Kyle Rowley	2010	100	
Receptions	Adron Tennell	2012	157	* New Record in 2012
Receiving Yards	Adron Tennell	2012	1,810	* New Record in 2012
Receiving TDS	Adron Tennell	2012	40	* New Record in 2012
Rushing Yards	Adam Froman	2012	84	* New Record in 2012
Rushing TDS	Kyle Rowley	2010	6	
Interceptions By	Terrance Sanders	2012	7	* New Record in 2012
Sacks	Jon Williams	2011	8.5	
Tackles	Alex Teems	2011	84.5	
MFG Return Yards	Terrance Sanders	2012	80	* New Record in 2012
KO Return Yards	Terrance Sanders	2012	1,595	* New Record in 2012
All-Purpose Yards	Terrance Sanders	2012	1,883	* New Record in 2012
Field Goals Made	Taylor Rowan	2011	6	
PATs Made	Kenny Spencer	2012	138	* New AFL Record

INDIVIDUAL RECORDS – SINGLE GAME

CATEGORY	NAME	GAME	PERFORMANCE
Points Scored	Brandon Thompkins (tied Vijil)	2 times; most recent: 5/4/12, Spokane vs at Utah	7
Passing Yards	Kyle Rowley	6/3/12, Spokane at Chicago	401
Passing TDS	Kyle Rowley	6/23/12, Spokane at San Jose	12 *AFL Record
Receptions	Greg Orton	4/15/11, Spokane at Utah	14
Receiving Yards	Greg Orton	3/25/11, Spokane at Iowa	203
Receiving Tds	Brandon Thompkins (tied Vijil)	2 times; most recent: 5/4/12, Spokane vs at Utah	7
Rushing Yards	Adam Froman	3/17/12, Spokane at San Antonio	53
Rushing TDS	Terence Moore (tied)	8 times; recent: 6/16/12, Spokane vs Utah	2
Interceptions By	Terrance Sanders	5/18/12, Spokane vs Philadelphia	3
Sacks (total)	Jon Williams	6/18/11, Spokane vs Chicago	2.5
Tackles (solo)	Ruscharl Dodd-Masters	5/28/11, Spokane at Kansas City	11.0
MFG Return Yards	Paul Stephens	4/14/12, Spokane vs Milwaukee	6
KO Return Yards	Paul Stephens	6/29/12, Spokane vs Arizona	230
Combined KR YDs	Paul Stephens	6/29/12, Spokane vs Arizona	230
Field Goals Made	Taylor Rowan	4 times; recent: 7/22/11, Spokane at Jacksonville	2



STATISTICS

STATS 2012 RECAP PLAYERS COACHES MEDIA FRONT OFFICE AFL

TEAM ALL-TIME RECORDS

ALL-TIME CAREER LEADERS



Category	Name	Performance
Passing Yards	Kyle Rowley (10-11)	8,691
	Erik Meyer	1241 yards
Passing TD	Kyle Rowley (10-11)	182
Receiving Yards	Huey Whittaker ('10)	1934
	Raul Vijil (10-11)	1828
Receiving TD	Raul Vijil ('10-'11)	53
	Huey Whittaker ('10)	47
	Greg Orton	41
	Markee White	35
Receptions	Huey Whittaker ('10)	169
	Greg Orton	161
	Raul Vijil	150
Kick Return Yards	Terrance Sanders ('11)	1485
All-purpose yards	Terrance Sanders ('11)	1679
	Raul Vijil ('10-'11)	1294
Rushing TD	Kyle Rowley ('10-'11)	14
	Clay Harrell ('10-'11)	8
Rushing Yards	Kyle Rowley ('10-'11)	143
	Clay Harrell ('10-'11)	133
Tackles	Alex Teems ('10-'11)	184.5
	Antwan Marsh ('10-'11)	120
Interceptions	Travis Williams ('10)	8
	Antwan Marsh ('10-'11)	5
	Terrance Sanders ('11)	5
	Alex Teems ('10-'11)	5
Sacks	Jon Williams	8.5
	Khreem Smith	7



TEAM ALL-TIME RECORDS

SINGLE SEASON LEADERS

Category	Name	Performance
Scoring	Huey Whittaker (2010)	228
Passing Yards	Kyle Rowley (2010)	4,428
Passing TDs	Kyle Rowley (2010)	100
Receptions	Huey Whittaker (2010)	144
Receiving Yards	Huey Whittaker (2010)	1653
All Purpose	Huey Whittaker (2010)	1656
Receiving TDs	Huey Whittaker (2010)	37
Rushing Yards	Kyle Rowley (2010)	80
Rushing TDs	Kyle Rowley (2010)	6
Interceptions	Travis Williams (2010)	6
Sacks J	on Williams (2011)	8.5
Tackles	Alex Teems (2011)	84.5
Missed FG Return Yards	Raul Vijil (2010)	15
Kickoff Return Yards	Terrance Sanders (2011)	1485
Combined Return Yards	Terrance Sanders (2011)	1551
Field Goals Made	Taylor Rowan (2011)	6

TEAM ALL-TIME RECORDS

SINGLE GAME RECORDS



Category	Name/Date	Performance
Scoring	Raul Vijil - 5/29/10	35
	Greg Orton 3/25/11	30
	Greg Orton 4/15/11	30
	Raul Vijil 4/23/11, 6/18/10	30
	Adron Tennell 7/9/11	30
	Huey Whittaker 7/10/10	30
	Markee White 7/30/10	30
Passing Yards	Kyle Rowley, 5/1/10	373
Passing TDs	Kyle Rowley (4/15/11)	9
	Kyle Rowley, 4/17/10	9
Receptions	Greg Orton, 4/15/11	14
Receiving Yards	Greg Orton, 3/25/11	203
All Purpose	Raul Vijil, 5/1/10	225
Receiving TDs	Raul Vijil	7
Rushing Yards	Eddie Thompson, 5/1/10	45
Rushing TDs	Erik Meyer - 7/9/2011	2
	Kyle Rowley 4/23/11	2
	Antwan Marsh, 6/10/11	2
Interceptions	Terrance Sanders, 7/10/11	2
	Travis Williams, 5/1/10	2
Sacks	Jon Williams, 7/18/11	2.5
Tackles	Ruscharl Dodd-Masters 5/28/11	11
Field Goals Made	Taylor Rowan 4/1/11	2
	Taylor Rowan, 7/22/11	2
Longest Field Goal Made	Taylor Rowan, 5/20/11	44
Longest Kickoff Return	Qourey Payne, 4/2/10	58



AF2 HISTORY

2006

Date	Opponent	Score	Record
Mar 30	STOCKTON LIGHTNING	W 41-40	1-0
Apr 9	at Bakersfield Blitz	W 49-45	2-0
Apr 15	EVERETT HAWKS	W 44-41	3-0
Apr 22	at Amarillo Dusters	W 66-62	4-0
May 06	BAKERSFIELD BLITZ	L 20-52	4-1
May 12	at Everett Hawks	W 58-29	5-1
May 20	at Cen. Valley Coyotes	W 68-54	6-1
May 27	QUAD CITY STEAMWHEEL	W 68-63	7-1
Jun 3	CEN. VALLEY COYOTES	W 61-59	8-1
Jun 10	at Louisville Fire	L 69-79	8-2
Jun 24	ALBANY CONQUEST	W 49-46	9-2
Jul 1	at Arkansas Twisters	W 46-23	10-2
Jul 8 A	MARILLO DUSTERS	W 67-24	11-2
Jul 15	at Stockton Lightning	W 63-44	12-2
Jul 22	EVERETT HAWKS	W 69-68	13-2
Jul 29	at Rio Grande Dorados	W 54-30	14-2
PLAYOFFS			
Aug 12	BAKERSFIELD BLITZ	W 50-47	1-0
Aug 19	ARKANSAS TWISTERS	W 48-30	2-0
Aug 26	Green Bay Blizzard	W 57-34	3-0

2007

Date	Opponent	Score	Record
Mar 31	STOCKTON LIGHTNING	W 51-35	1-0
Apr 7	QUAD CITY STEAMWHEEL	L 45-60	1-1
Apr 15	at Fort Wayne Fusion	L 56-63	1-2
Apr 21	LUBBOCK RENEGADES	W 63-26	2-2
Apr 28	at Stockton Lightning	W 58-55	3-2
May 12	BAKERSFIELD BLITZ	L 28-44	3-3
May 19	at Boise Burn	W 62-44	4-3
May 26	CEN. VALLEY COYOTES	W 66-63	5-3
Jun 2	EVERETT HAWKS	W 52-47	6-3
Jun 9	at Bakersfield Blitz	W 40-21	7-3
Jun 16	at Tri-Cities Fever	L 34-39	7-4
Jun 23	BOISE BURN	W 60-28	8-4
Jun 30	at Cen. Valley Coyotes	W 76-57	9-4
Jul 14	TRI-CITIES FEVER	W 56-36	10-4
Jul 21	at Amarillo Dusters	W 55-19	11-4
Jul 28	at Everett Hawks	W 65-38	12-4
PLAYOFFS			
Aug 4	LOUISVILLE FIRE	L 35-62	0-1

AF2 HISTORY



2008

Date	Opponent	Score	Record
Mar 30	at Green Bay Blizzard	W 64-48	1-0
Apr 5	STOCKTON LIGHTNING	W 70-12	2-0
Apr 13	at Tri-Cities Fever	W 55-51	3-0
Apr 26	at Cen. Valley Coyotes	W 42-40	4-0
May 3	at Lubbock Renegades	W 43-41	5-0
May 10	BOISE BURN	W 62-42	6-0
May 17	TRI-CITIES FEVER	W 59-56	7-0
May 24	at Austin Wranglers	W 62-42	8-0
May 31	STOCKTON LIGHTNING	W 52-42	9-0
Jun 7	at Boise Burn	W 68-51	10-0
Jun 14	at Tri-Cities Fever	W 54-33	11-0
Jun 21	S. GEORGIA WILDCATS	L 55-57	11-1
Jun 28	CEN. VALLEY COYOTES	W 56-54	12-1
Jul 12	at Stockton Lightning	W 65-47	13-1
Jul 19	QUAD CITY STEAMWHEEL	W 78-50	14-1
Jul 26	BOISE BURN	W 63-48	15-1

PLAYOFFS

Aug 2	AUSTIN WRANGLERS	W 42-14	1-0
Aug 9	CEN. VALLEY COYOTES	W 83-63	2-0
Aug 16	AMARILLO DUSTERS	W 79-49	3-0
Aug 25	TEN. VALLEY VIPERS	L 55-56	3-1

2009

Date	Opponent	Score	Record
Apr 3	STOCKTON LIGHTNING	W 59-42	1-0
Apr 11	TRI-CITIES FEVER	W 62-32	2-0
Apr 18	at Boise Burn	W 63-45	3-0
Apr 25	at Stockton Lightning	W 71-50	4-0
May 2	IOWA BARNSTORMERS	W 49-30	5-0
May 9	BOISE BURN	W 64-62	6-0
May 16	at Florida	W 49-38	7-0
May 23	CENTRAL VALLEY COYOTES	W 43-22	8-0
May 30	at Tri-Cities Fever	W 61-20	9-0
Jun 12	at Stockton Lightning	W 88-27	10-0
Jun 20	TRI-CITIES FEVER	W 69-22	11-0
Jun 26	OKC YARD DAWGZ	W 61-28	12-0
Jul 4	at Iowa Barnstormers	L 48-54	12-1
Jul 11	WILKES-BARRE/SCRANTON	W 56-52	13-1
Jul 18	at Central Valley Coyotes	W 74-26	14-1
Jul 25	at Boise Burn	W 56-51	15-1

PLAYOFFS

Aug 1	Stockton Lightning	W 62-21	1-0
Aug 8	Boise Burn	W 59-35	2-0
Aug 15	Tulsa Talons	W 51-44	3-0
Aug 22	Wilkes-Barre/Scranton Pioneers	W 74-27	4-0



AFL HISTORY

2010

Date	Opponent	Score	Record
Apr 2	MILWAUKEE IRON	L 62-74	0-1
Apr 9	at Utah Blaze	L 68-34	0-2
Apr 17	BOSSIER-SHREVEPORT BATTLE WINGS	W 78-70	1-2
May 1	CLEVELAND GLADIATORS	L 68-72	1-3
May 7	at Arizona Rattlers	W 63-56	2-3
May 16	at Oklahoma City Yard Dawgz	W 68-63	3-3
May 22	UTAH BLAZE	W 77-28	4-3
May 29	JACKSONVILLE SHARKS	W 67-57	5-3
Jun 12	at Orlando Predators	W 53-52	6-3
Jun 18	TULSA TALONS	W 63-42	7-3
Jun 26	at Milwaukee Iron	W 62-48	8-3
Jul 2	ARIZONA RATTLERS	W 37-36	9-3
Jul 10	at Cleveland Gladiators	W 62-56	10-3
Jul 16	at Iowa Barnstormers	W 48-42	11-3
Jul 23	CHICAGO RUSH	W 57-49	12-3
Jul 30	at Jacksonville Sharks	W 49-64	13-3
Playoffs			
Aug 6	ARIZONA RATTLERS	W 57-49	1-0
Aug 12	MILWAUKEE IRON	W 60-57	2-0
Aug 20	TAMPA BAY STORM	W 69-57	3-0

2011

Date	Opponent	Score	Record
Mar 11	at San Jose SaberCats	L 48-76	0-1
Mar 19	CLEVELAND GLADIATORS	L 55-61	0-2
Mar 25	at Iowa Barnstormers	L 42-43	0-3
Apr 01	KANSAS CITY COMMAND	W 61-34	1-3
Apr 15	at Utah Blaze	L 62-69	1-4
Apr 23	at Orlando Predators	W 70-58	2-4
Apr 30	ARIZONA RATTLERS	W 70-69	3-4
May 07	at Pittsburgh Power	L 41-51	3-5
May 14	DALLAS VIGILANTES	W 71-49	4-5
May 20	TAMPA BAY STORM	L 42-51	4-6
May 28	at Kansas City Command	L 42-45	4-7
Jun 10	PHILADELPHIA SOUL	W 75-54	5-7
Jun 18	CHICAGO RUSH	W 63-60	6-7
Jun 25	at New Orleans Voodoo	W 75-54	7-7
Jul 02	at Arizona Rattlers	L 46-68	7-8
Jul 09	UTAH BLAZE	W 76-49	8-8
Jul 16	SAN JOSE SABERCATS	W 63-61	9-8
Jul 22	at Jacksonville Sharks	L 56-75	9-9
Playoffs			
Jul 29	at Arizona Rattlers	L 33-62	0-1

SHOCK FRANCHISE HISTORY



For many years, there were proposals to bring an arena football team to Spokane. In summer 2005, Owner Brady Nelson teamed up with two additional partners to bring a team to Spokane. On August 26, 2005, during Arenafootball2 (AF2) league meetings in Bossier City, Louisiana, league commissioner Jerry Kurz accepted Nelson's proposal for a Spokane AF2 team. The Shock was one of three expansion teams to begin playing in 2006. The other two were the Everett Hawks, and the Stockton Lightning.

The "Spokane Shock" name alludes to the Spokane Shockers, a team from the 1960s era Continental Football League.

An original member of the (AF2), the Shock won division titles in all four seasons and ArenaCups in 2006 and 2009 before they joined the Arena Football League (AFL) in the 2010 re-launch of the league. The team advanced to the playoffs twice since joining the AFL, winning ArenaBowl XXII in their first season making them the first arena/indoor football franchise to win both the ArenaCup AND the Arena Bowl.

The Shock also owns many records including largest crowd in ArenaCup History (10,662 - Arena Cup 9) Spokane vs. Tennessee Valley on Aug. 25th, 2008. The Shock sold-out the Spokane Arena for 19 consecutive regular season games starting with the regular season finale in 2006, and continuing to the 2nd game in 2009.

2006

October 12, 2005, the Shock announced that Chris Siegfried would be the franchise's inaugural coach. By March 22, 2006, the Shock had sold 3,000 season tickets. On March 30, 2006, the Spokane Shock played their inaugural game against the Stockton Lightning and won 41-40. In their inaugural season the shock experienced unprecedented success with a record of 14-2. The Shocks fans packed the arena and at the end of the season they were awarded with the league best attendance averaging 9,555 fans per game. Shock fans were also awarded when the Shock beat Green Bay to win the ArenaCup 57-34.

Playoff Run: 1st round bye, 2nd round vs. Bakersfield, 3rd round vs. Arkansas, Arena Cup 7 in Puerto Rico

2007

Following a successful inaugural season the Shock saw many key personnel move on to other teams. On Monday, September 4, 2006, Spokane Head Coach Chris Siegfried accepted the offensive coordinator position for the AFL's Kansas City Brigade. The Shock did not wait long to announce that former Louisville Fire Offensive Coordinator Adam Shackelford would become their new Head Coach. The Shock also lost several players, who signed with AFL teams. Despite the turnover the Shock were able to assemble a team that went 12-4, won the division and made the playoffs. In the first round of the playoffs that Shock matched up against Louisville; however, success ran out as the Shock fell 35-62 and ended the playoff run on a negative note. The Shocks offense finished 7th in the af2, averaging over 54 points per game. In addition, the Shock's defense finished 7th in the league in scoring defense, allowing only 42.2 points per game. Again Shock fans finished the season with the league best attendance averaging 10,314 fans per game. The Shock also broke an AF2 season ticket sales record this year selling almost 8,000 season tickets.

Playoff Run: 1st round vs. Louisville

AFL

FRONT OFFICE

MEDIA

COACHES

PLAYERS

2012 RECAP

STATS



SHOCK FRANCHISE HISTORY

2008

Early in the post season the Shock announced today that they have reached an agreement to retain Head Coach Adam Shackleford for the next two years. In 2008 the Shock fielded another highly talented team. They opened the season with eleven straight wins before losing to the South Georgia Wildcats on a last second field goal. It was the only Shock loss during regular season (15-1), qualifying them for the playoffs and clinching home field advantage through the playoffs. The Shock matched up with the Tennessee Valley Vipers on Aug 25th 2008 in ArenaCup IX. Tennessee Valley was forced to play with its backup quarterback for most of the game after their starter was injured during the first drive. The game was close throughout, and regulation ended with a tie to send the ArenaCup into its first ever overtime. After the Shock scored a TD and a successful PAT, Tennessee Valley matched them with a TD, but went for a two point conversion and succeeded, to capture their first ArenaCup championship. For the 3rd straight year Shock fans showed their support which earned them the league best attendance averaging 10,203 fans per game.

Playoff Run: 1st round vs. Austin, 2nd round vs. Central Valley, 3rd round vs. Amarillo, Arena Cup 9 at Spokane Arena vs. Tennessee Valley.

2009

Much like the previous off season the Shock announced a contract extension for Head Coach Adam Shackleford extending his contract through 2010, showing how important quality coaching is to the organization. The 2009 season began with great hype for the Shock as they came in ranked #1 in the AP pre-season poll. The Shock backed up that hype when they started the season with a chip on their shoulder winning 12 straight games before suffering their first loss at the hands of Iowa. After the loss the Shock regrouped and won their last 3 games of the regular season finishing again with a record of 15-1, qualifying again for home field advantage through the playoffs. The Shock cruised through the playoffs and met up with Wilkes-Barre/Scranton in ArenaCup X. The ArenaCup was all about the Shock as they destroyed Wilkes-Barre/Scranton 74-27 winning the ArenaCup for the second time in 4 seasons. For the fourth straight year Shock fans earned the league best attendance averaging 10,105 fans per game.

Playoff Run: 1st round vs. Stockton, 2nd round vs. Boise, 3rd round vs. Tulsa, Arena Cup 10 in Las Vegas

2010

After the 2009 season the Shock were in a bind after AF2 disbanded. The Shock was not without a league for long as they were accepted into the AFL on September 28, 2009. Along with a new league the Shock had made a decision to not renew the contract of Head Coach Adam Shackleford and Defensive Backs/Special Teams Coach Rob Keefe was elevated to the position of Head Coach. On April 2, 2010 the Shock played their first game as a member of the AFL against the Milwaukee Iron; however, the Shock was defeated in this game 62-74. The Shock lost 2 of their first 4 games but they quickly turned the season around and went 13-3; this mark was good enough to provide the Shock with home field advantage through the playoffs. Home field advantage helped the Shock through the playoffs to the Arena Bowl where they would face the Tampa Bay Storm. The Shock took control early in that game and never gave up earning an Arena Bowl Championship 69-57 over the Storm.

Playoff Run: 1st round vs. Arizona Rattlers, Conference Championship vs. Milwaukee Iron, ArenaBowl XXII vs. Tampa Bay Storm

SHOCK FRANCHISE HISTORY



2011

Rob Keefe would return for his second season as Head Coach of the Shock. The Shock also made a preseason splash by scheduling what would be the first ever Outdoor AFL game at Joe Albi Stadium. The 2011 season would prove to be pedestrian in comparison to what is typical of the Shock. The season of up and downs would end at a record of 9-9. The Shock still managed to make the playoffs and they took on the Arizona Rattlers. Having already beaten the Rattlers the Shock headed into the playoffs with hope but much the way the season unfolded the Shock were knocked out of the playoffs by Arizona after losing in a 33-62 rout. Even in a mediocre season the Shock still made history hosting the first ever outdoor arena football game on Saturday, July 9, 2011. The game took place at Joe Albi Stadium. A Spokane Shock record crowd of 16,233 watched the Shock beat the Utah Blaze 76-49.
Playoff Run: 1st round vs. Arizona Rattlers

2012

At the end of the 2011 season the Shock announced that Head Coach Rob Keefe would not have his contract renewed. On August 29, 2011 the Shock announced that Andy Olson would be elevated from Offensive Coordinator to Head Coach. On January 27, 2012 the AFL announced that the Spokane Arena, home of the Spokane Shock, was selected in an online vote as the Rowdiest Arena in the 25-year history of the league. Spokane captured 18% of the 400 votes collected on arenafootball.com. "There is no question that our fans have had a favorable impact on our games," Head Coach Andy Olson said. "Spokane Shock fans define 'home field advantage' and we use it every game. I can't wait to see our fans pack the Arena for this upcoming season..." As the 2012 season kicked off the Shock found themselves in a thrilling overtime game against Iowa that the Shock was on the losing end 63-69. Much like the 2011 season the Shock had an up and down year finishing the season 10-8 without a playoff bid. This marked the first and hopefully last time in franchise history that the Shock failed to get into the playoffs.

2013

Yet to be written, but you can help us get back to our winning ways.

SPOKANE SHOCK AFL ATTENDANCE RECORDS:

Regular Season

Largest crowd (outdoor): 16,233 vs. Utah Blaze (July 9, 2011 Joe Albi Outdoor Classic)

Largest crowd (indoor): 10,775 vs. Chicago Rush (July 23, 2010)

Smallest crowd: 8,674 vs. Kansas City Command (June 9, 2012)

Post season

Largest crowd: 11,017 vs. Tampa Bay Storm ArenaBowl XXII (August 20, 2010)

Smallest crowd: 8,151 vs. Milwaukee Iron Conference Championship (August 12, 2010)



TEAM ALL-TIME ROSTER

2010 SPOKANE SHOCK ROSTER

NO.	Last Name, First Name	POS.	HT.	WT.	COLLEGE
0	Greg Orton	WR	6'3"	210	Purdue
1	Alex Teems	DB	6'0"	190	Washington State
2	Quorey Payne	WR	5'10"	185	Southern Illinois
3	Kyle Rowley	QB	6'1"	205	Brown
4	Jeremy Geathers	DL	6'2"	256	UNLV
5	Eddie Thompson	WR	5'10"	195	Idaho State
6	William Mulder	DB	6'0"	190	Campbellsville (KY)
7	Antwan Marsh	DB	6'3"	210	Pikeville (KY)
8	Markee White	WR	6'7"	215	Texas State
9	Erik Meyer	QB	6'2"	210	Eastern Washington
11	Aaron Robbins	LB	6'3"	275	Wyoming
12	Travis Williams	DB	5'9"	180	East Carolina
13	Mervin Brookins	DB	5'11"	185	Sacramento C.C.
14	Brian Zbydniwski	QB	6'2"	195	Belhaven (MS)
15	Raul Vijil	WR	5'10"	190	Eastern Washington
16	Taylor Rowan	K	6'0"	190	Western Illinois
17	Huey Whittaker	WR	6'5"	220	South Florida
19	Emery Sammons	WR	6'2"	190	Norfolk State
21	Shaun Kauleinamoku	WR	5'10"	185	Western Oregon
22	Tito Hannah	DL	6'3"	265	South Carolina State
56	Jerry Turner	DL	6'3"	265	Tennessee Tech
69	Antonio Narcisse	OL	6'2"	315	Portland State
72	Rob McMackin	OL	6'4"	330	Towson (MD)
75	Ed Ta'amu	OL	6'3"	350	Utah
76	Brandon Leyritz	OL	6'3"	325	Washington
77	Richard Clebert	DL	6'0"	320	South Florida
91	Harrison Nikolao	FB	6'4"	313	Eastern Washington
94	Adam Juratovac	OL	6'3"	315	Idaho
97	Clay Harrell	FB	6'2"	315	Northern State (SD)
99	Ben McCombs	DL	6'4"	265	MidAmerica Nazarene

TEAM ALL-TIME ROSTER



2011 SPOKANE SHOCK ROSTER

NO.	Last Name, First Name	POS.	HT.	WT.	COLLEGE
0	Greg Orton	WR	6'3"	205	Purdue
1	Alex Teems	DB	6'0"	190	Washington State
2	Marquis Charles	DB	5'8"	185	Utah State
2	Josh Ferguson	DB	5'7"	185	UTEP
3	Kyle Rowley	QB	6'1"	205	Brown
4	Ruschard Dodd-Masters	DB	6'0"	190	UNLV
5	Terrance Sanders	DB	5'10"	180	Eastern Illinois
6	Brandon Thompkins	WR	5'10"	185	Arkansas State
7	Antwan Marsh	LB	6'3"	210	Pikeville (KY)
8	Markee White	WR	6'7"	215	Texas State
9	Erik Meyer*	QB	6'1"	215	Eastern Washington
10	Steven Sheffield	QB	6'4"	205	Texas Tech
11	Micah King	LB	5'11"	240	Southern Illinois
12	Randy Hymes	WR	6'3"	215	Grambling State
14	Chas Gessner	WR	6'5"	215	Brown
15	Raul Vijil	WR	5'10"	190	Eastern Washington
16	Taylor Rowan	K	6'0"	190	Western Illinois
17	Adron Tennell	WR	6'4"	200	Oklahoma
19	Emery Sammons	WR	6'2"	190	Norfolk State
21	Shaun Kauleinamoku	WR	5'10"	185	Western Oregon
22	Jon Williams	DL	6'3"	260	Texas College
29	Beau Bell	LB	6'1"	245	UNLV
44	Mike Alston	DL	6'2"	250	Toldeo
47	Clay Harrell	FB	6'2"	315	Northern State (SD)
49	Mike Battisti	DL	6'3"	240	Northern Arizona
50	Raymond McNeil	C	6'2"	315	Fort Valley St.
51	Chris Pino	OL	6'5"	320	San Diego St.
71	Shannon Tevaga	OL	6'3"	310	UCLA
72	Jonathan Williams	DL	6'3"	300	South Carolina
75	Myniya Smith	OL	6'6"	350	Southern University
76	Brandon Leyritz	OL	6'3"	325	Washington
77	Palauni Ma Sun	OL	6'6"	320	Oregon
95	James McClinton	OL	6'0"	305	Kansas



TEAM ALL-TIME ROSTER

2012 SPOKANE SHOCK ROSTER

NO.	Last Name, First Name	POS.	HT.	WT.	COLLEGE
0	Ealy, Charles	DB	5' 11"	200	Nevada-Las Vegas
1	Stephens, Paul	DB	5' 9"	170	Central Missouri State
2	Ferguson, Josh	DB	5' 7"	185	Texas-El Paso
3	Rowley, Kyle	QB	6' 1"	205	Brown
4	Geathers, Jeremy	DL	6' 3"	255	Nevada-Las Vegas
5	Sanders, Terrance	DB	5' 11"	185	Eastern Illinois
7	Solomon, Jeffrey	WR	6' 0"	200	Washington State
8	Moore, Terence	LB/FB	6' 2"	225	Troy State (AL)
11	King, Micah	LB/FB	5' 11"	240	Southern Illinois
12	Boltus, Jason	QB	6' 3"	215	Hartwick (NY)
14	Rankin, Brandon	DL	6' 4"	285	Washington State
16	Black, Steven	WR	6' 3"	210	Memphis
17	Tennell, Adron	WR	6' 5"	205	Oklahoma
19	Spencer, Kenny	K	6' 1"	220	Northern Alabama
21	Belcher, Damarlo	WR	6' 4"	215	Indiana
23	Stoudamire, Patrick	DB	5' 11"	204	Western Illinois
44	Ruffin, James	DL	6' 4"	265	Northern Iowa
45	Nierman, Andrew	FB/OL	6' 1"	302	Tulane
55	Pino, Chris	OL	6' 5"	320	San Diego State
68	Cave, Ryan	OL	6' 5"	335	Hampton
71	Tevaga, Shannon	OL	6' 3"	310	UCLA
73	Roxas, Andrew	OL	6' 1"	315	Washington State
82	Harper, Rod	WR	6' 0"	202	Murray State
94	Schiechl, Marc	LB	6' 2"	250	Colorado School of Mines





2013 MEDIA GUIDE