



2013 SABERCATS MEDIA GUIDE

2013 SAN JOSE SABERCATS SCHEDULE

ORGANIZATION

DAY	DATE	OPPONENT	TIME (PDT)	RADIO/TV
SATURDAY	MARCH 23	@ SAN ANTONIO TALONS	5:30 P.M.	KNBR 1050/CSN+
FRIDAY	MARCH 29	ORLANDO PREDATORS	7:30 P.M.	KNBR 1050/CSNBA
SATURDAY	APRIL 6	@ ARIZONA RATTTLERS	6:00 P.M.	KNBR 1050/CBS SN
FRIDAY	APRIL 19	SPOKANE SHOCK	7:30 P.M.	KNBR 1050/None
SATURDAY	APRIL 27	@ NEW ORLEANS VOODOO	5:00 P.M.	KNBR 1050/CSN+
SATURDAY	MAY 4	CLEVELAND GLADIATORS	7:30 P.M.	KNBR 1050/None
SATURDAY	MAY 11	TAMPA BAY STORM	7:30 P.M.	KNBR 1050/None
SATURDAY	MAY 18	@ JACKSONVILLE SHARKS	4:00 P.M.	KNBR 1050/CSN+
SATURDAY	MAY 25	UTAH BLAZE	7:30 P.M.	KNBR 1050/None
SATURDAY	JUNE 1	@ SPOKANE SHOCK	7:00 P.M.	KNBR 1050/CBS SN
SATURDAY	JUNE 8	PITTSBURGH POWER	7:30 P.M.	KNBR 1050/None
SATURDAY	JUNE 15	@ IOWA BARNSTORMERS	5:05 P.M.	KNBR 1050/CSNBA
SATURDAY	JUNE 22	ARIZONA RATTTLERS	7:30 P.M.	KNBR 1050/CBS SN
SATURDAY	JUNE 29	@ UTAH BLAZE	6:00 P.M.	KNBR 1050/CSNBA
SATURDAY	JULY 6	SAN ANTONIO TALONS	7:30 P.M.	KNBR 1050/None
SATURDAY	JULY 13	@ PITTSBURGH POWER	4:00 P.M.	KNBR 1050/CBS SN
SATURDAY	JULY 20	PHILADELPHIA SOUL	7:30 P.M.	KNBR 1050/None
SATURDAY	JULY 27	@ CHICAGO RUSH	5:00 P.M.	KNBR 1050/CSNBA

All Game Times are Pacific. Dates and Times Subject to Change

All Games Broadcast Live on KNBR 1050 AM

For All Games Televised on CSN, Check Local Listings for Exact Channel



FRYS.COM

TABLE OF CONTENTS

ORGANIZATION	
TEAM DIRECTORY	2
MEDIA INFORMATION	3
2013 COACHING STAFF	
DARREN ARBET	5-6
CEDRIC WALKER	7
JEFF JARNIGAN	8
COREY MAYFIELD/JASPER HARVEY	9
FOOTBALL SUPPORT STAFF	10
2013 ROSTER AND PLAYER BIOS	
2013 ACTIVE ROSTERS	12
MERVIN BROOKINS	13
GEORGE BUSSEY	14
TERRANCE CAMPBELL	15
JABARI FLETCHER	16
BRIAN FOLKERTS	17
ANDRE FREEMAN	18
AARDN GARCIA	19-21
SAMDRA GOODSON	22
DELVIN JOHNSON	23
FRANCIS MAKA	24
RAYMOND MCNEIL	25
JORDAN MUDGE	26
MITCH MUSTAIN	27
JC NEAL	28
ERIC NORWOOD	29
NICH PERTUIT	30
JAMARKO SIMMONS	31
JASON STEWART	32
CLEVAN THOMAS	33-34
JUSTIN WARREN	35
TJ WATKINS	36
HUEY WHITTAKER	37-38
FRED WILLIAMS	39
JASON WILLIS	40-41
HISTORY	
2012 IN REVIEW	43-63
ANNUAL RESULTS	64
RECORD VS. CURRENT TEAMS	65
SABERCATS SEASON STATS	66-80
SABERCATS TRADE/DRAFT HISTORY	81
AFL HONORS	82
HISTORICAL LOOK	83-84
ALL-TIME ALPHABETICAL ROSTER	85-86
RECORDS	
INDIVIDUAL RECORDS	88-91
TEAM RECORDS	90-92
CAREER LEADERS	93
LONG PLAYS	94
ANNUAL LEADERS	95-96
AFL DIRECTORY	
AFL DIRECTORY	98
PLAYOFF FORMAT/ROSTER OF OFFICIALS	99
AFL SCHEDULE	100
AFL BILL OF RIGHTS	101
CBS SPORTS NETWORK SCHEDULE	101
RULES OF THE GAME	102
ARENABOWL HISTORY	103
TEAM DIRECTORY INFO	104-108
SABERZONE	
BROADCAST INFORMATION	110
HP PAVILION	111
SABERCATS HISTORY AT HP	112
'CATS IN THE COMMUNITY	113
TICKET INFORMATION	114



SAN JOSE SABERCATS
 600 E. BROKAW ROAD
 SAN JOSE, CA 95112

PH: 408-673-3400 - F: 408-673-3401
www.thesanjosesebercats.com

FRONT OFFICE

OWNERSHIP	SABERCATS OF SAN JOSE, LLC
GENERAL PARTNER	SAN JOSE ARENA FOOTBALL COMPANY
DIRECTOR OF BUSINESS OPERATIONS	HANK STERN
DIRECTOR OF SALES	MIKE CARROZZO
CORPORATE SALES MANAGER	JENNIFER SCHWARZBACH
MEDIA AND PUBLIC RELATIONS MANAGER	JORDAN STEPP
TICKET SALES MANAGER	SEAN CARSCADDEN
ACCOUNT SERVICES SUPERVISOR	JEFF DI GIORGIO
ACCOUNT SERVICES SUPERVISOR	JONATHAN HOLIFIELD
ACCOUNT SERVICES SUPERVISOR	PHIL POLLOCK
ACCOUNTING MANAGER	LAURA PHELPS
TICKET OPERATIONS/COMMUNITY RELATIONS ASSISTANT	HANNAH GILBERT
DIRECTORS, SABERKITTENS	MICHELLE LA HERRAN AND CINDY LA HERRAN-KOPACZ
GENERAL COUNSEL	ALEX CUROTTO
TEAM PHOTOGRAPHER	ARIC CRABB

FOOTBALL OPERATIONS

OWNER/HEAD COACH	DARREN ARBET (126-62 REG. SEASON/12 YEARS)
DEFENSIVE COORDINATOR	CEDRIC WALKER
ASSISTANT COACH/SPECIAL TEAMS COORDINATOR	JEFF JARNIGAN
DEFENSIVE LINE COACH	COREY MAYFIELD
OFFENSIVE LINE COACH	JASPER HARVEY
EQUIPMENT MANAGER	MARTIN LOPEZ
PLAYER PERSONNEL MANAGERS	SEAN COEN, AARON BACA

MEDICAL STAFF

HEAD ATHLETIC TRAINER	LUKE WILLSON
ATHLETIC PERFORMANCE MANAGER	GREG MARSHALL

GENERAL INFORMATION

YEAR IN THE AFL	17TH (155-87 REG. SEASON RECORD)
TEAM COLORS	SABERGOLD, GREEN CORAL, PLATINUM, BLACK
ALIGNMENT	NATIONAL CONFERENCE/WESTERN DIVISION
DIVISION TITLES	EIGHT (1995, 2000-03, 2006-08)
LEAGUE TITLES	THREE (2002, 2004, 2007)
RADIO PARTNER	KNBR 1050
TELEVISION PARTNER	COMCAST SPORTSNET
BROADCAST TALENT	BOB FITZGERALD, SCOTT WOOD, RICH CELLINI, STEVE PAPIN, DAVE BENZ, ARI WOLFE, DAN DIBLEY
STATISTICIAN	DAVID HARWOOD
COORDINATOR OF OFF-FIELD OFFICIALS	JIM SPENCE

MEDIA GUIDE CREDITS

JORDAN STEPP, SAM DREXLER, CHRISTINE JACOBSEN, AMY FRY

The San Jose SaberCats welcome you to their 17th season as members of the Arena Football League. The organization and media relations department strive to make its players, coaches and other personnel available in a timely and responsible manner to all accredited members of the media. The 2013 season is sure to provide many exciting moments and in an effort to provide a professional working environment, the following guidelines have been established for the upcoming season.

CREDENTIAL REQUESTS - Access to SaberCats games for working media will require proper credentials. All credential requests should be directed to the team's media relations department. Requests may be sent on company letterhead via e-mail (j.stepp@thesanjosesabercats.com), FAX (408-673-3400) or U.S. mail (600 East Brokaw Rd., San Jose, CA 95112). Requests should be submitted no later than noon the day prior to game day. Single game credentials may be picked up at the security entrance, located at the rear of the building, next to, but not in, the loading dock. *MEDIA MEMBERS HOLDING SEASON PASSES SHOULD NOTIFY THE MEDIA RELATIONS OFFICE IN ORDER TO RESERVE SEATING IF PLANNING TO COVER A GAME. A MEDIA CREDENTIAL CANNOT BE USED TO SIT IN SPECTATOR SEATING AREAS.* Credentials are good for admittance to the press room and both team's post-game locker rooms. Media must wear their credentials in plain view at all times. All credentials are non-transferable and any unauthorized use will subject the bearer to ejection from the arena.

GAMEDAY INTERVIEW POLICY - Contact the SaberCats media relations department with requests. Following the game, Owner/Head Coach Darren Arbet will address the media in the hallway outside of the team's locker room and players may be interviewed in an open locker room setting after a league mandated 10-minute "cooling off period." *THE SABERCATS MEDICAL TRAINING AREA IS OFF-LIMITS AT ALL TIMES.* For help in locating players or coaches for interviews, please contact any member of the SaberCats media relations staff. Visiting team interview requests should be made through the visiting team's media relations contact or by notifying a member of the SaberCats media relations staff.

LOCKER ROOMS - The locker rooms are off-limits to media prior to kickoff. The rooms will open after the game following a league mandated 10-minute "cooling off period." The officials' locker room is off-limits at all times to members of the media.

PHOTOGRAPHERS - Only photographers on assignment will be allowed access to designated photography locations surrounding the field of play. Because of limited photography positions, *NO FREELANCE PHOTOGRAPHER PASSES WILL BE ISSUED.*

PRESS BOX - Press seating is available to accredited media in the press box, located on the north side of the arena's upper level. The elevator to the press room and press box is located on the north side of the building's concourse. There are sufficient phone lines and electrical outlets available in the press box. *ALL MEDIA MUST NOW ENTER HP PAVILION FOR SABERCATS GAMES VIA MEDIA ENTRANCE 'A' LOCATED AT THE REAR OF THE BUILDING, TO THE RIGHT OF THE BACK STAIRCASE.* HP Pavilion is equipped for wireless internet access.

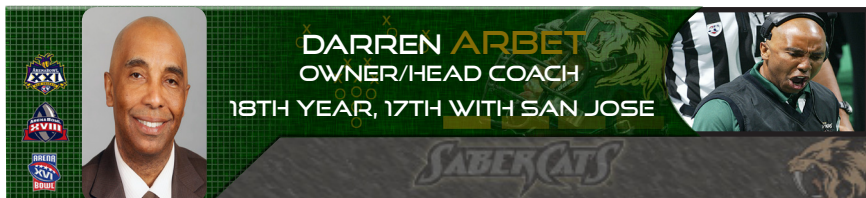
PRESS LOUNGE - Media with season credentials, or those granted single-game credentials, are invited to have a pre-game meal in the press lounge, located on the arena's lower level (north side). The press room will open two hours prior to kickoff. Press lounge usage is limited to those presenting valid SaberCats or AFL credentials. It is impossible to accommodate family, friends, guests, or others. Any abuse of dining room privileges may cause forfeiture of credential.

GAME NIGHT SERVICES - Press notes, media guides, lineups, programs and other pertinent information will be furnished by the SaberCats media relations department. Halftime statistics, as well as first and third quarter "quickie" stats, will be available in the press box and final statistics will be made available approximately 15 minutes after the conclusion of the game.

REGULAR SEASON PRACTICES - Unless otherwise notified by the SaberCats media relations department, all regular season practice sessions are open to the media, though requests for interviews must be made in advance. Owner/Head Coach Darren Arbet and players will be available for interviews at the conclusion of each practice. The SaberCats practice facility is located at 1095 Dunford Way in Sunnyvale. In the event of inclement weather, practice times and location are subject to change. Please contact the SaberCats media relations department for up-to-date information regarding the team's practice schedule. *THE LOCKER ROOM AT THE TEAM'S PRACTICE FACILITY IS CLOSED TO THE MEDIA AND PUBLIC AT ALL TIMES.*

ORGANIZATION





An Arena Football League Hall of Fame inductee, three-time ArenaBowl champion and two-time AFL Coach of the Year, Darren Arbet brings a passion and work ethic that is unmatched in the league. Entering 2013, his 17th season with the franchise, Arbet begins his 13th as head coach and third as part owner of the franchise.

Arbet's dedication and leadership turned the SaberCats into a perennial powerhouse, with Arbet ranking fourth all-time in regular season wins (126), fifth in winning percentage (.670) among coaches with at least 50 games coached and second in postseason winning percentage (.682) among coaches with at least 15 games coached. In 2007, Arbet became the fifth head coach in AFL history to win 100 games when San Jose defeated the Las Vegas Gladiators, 61-34. He is the third fastest coach to accomplish the feat, reaching the century mark in just 145 games.

A leader of one of the most dominating teams over the past decade, he guided the SaberCats to their ninth straight winning season and playoff appearance in 2008 after finishing the year with an 11-5 record - the eighth time in his 11 seasons the team has posted a double-digit regular season win total. The club also captured its third straight Western Division title and seventh under Arbet (eighth overall). He became only the second head coach in the history of the AFL to win three ArenaBowl titles after the SaberCats defeated the Columbus Destroyers, 55-33, on July 29, 2007.

Due to the franchise's success and winning acumen since being named head coach in 1999, Arbet has been elevated within the organization throughout his SaberCats career. He was named the team's player personnel director the following season, remaining in that capacity until taking over general manager duties prior to the 2006 campaign, before being named owner of the franchise in 2011.

After playing four years at defensive end for Sacramento State (1981-85), Arbet joined the recently formed Arena Football League in 1988, playing fullback/linebacker for the Los Angeles Cobras and continued in 1989 with Maryland Commandos. New to the league, he fell in love with the sport that would later become a lifelong career.

Before he could fully pursue the indoor game, his career was cut short due to a major wrist injury he had suffered while playing. Coaching seemed like the natural progression in his career, due to his passion for football.

Provided his first opportunity to coach, Arbet was given the assignment of coaching tight ends at his alma mater, while assisting with special teams and serving as the athletic department's academic advisor.

Some of the coaches that Arbet worked with during his time at Sacramento State included former San Francisco 49ers offensive coordinator Greg Knapp, now with the Oakland Raiders, the tight ends coach for the Denver Broncos, Clancy Barone as well as Robert Price, formerly of the Atlanta Falcons. Part of his success he credits to these men who gave him his first taste of coaching.

After getting his feet wet at Sacramento State, Arbet heard about an opening back where his playing career ended, the Arena Football League. He was hired to serve as an assistant to then defensive coordinator of the Albany Firebirds, Doug Kay, working with the fullbacks and linebackers while breaking down game film.

Receiving his first chance as a defensive assistant and special teams coordinator in 1995, Arbet never looked back. He was named head coach of the SaberCats in 1999 and immediately began to turn the SaberCats into one of

the most successful franchises the AFL has seen over the past 25 years.

Arbet has had the fortune of working with some of the greatest minds in Arena Football, including Terry Malley, Skip Foster and Jeff Jarnigan. He doesn't believe that he would be here without the assistance of these coaches who have enjoyed great success themselves as head coaches in the AFL.

In his continued effort to grow both as a coach and person, Arbet has taken part in the National Football League's Minority Internship Program. In 2004 Arbet was in the Atlanta Falcons' training camp, working as a special teams assistant and spent the 2003 offseason with the Pittsburgh Steelers' coaching staff for three weeks during their training camp.

Like many other players and coaches, Arbet has spent time in the broadcast booth. He recently served as a color analyst for Comcast Cable's coverage of high school and college football in the Bay Area delighting the viewing public with his keen insight and knowledge of the game. Arbet could also be heard on radio coverage of Sacramento State University football and was the radio analyst for national coverage of the 2004 Silicon Valley Football Classic.

Arbet, a native of Stockton, Calif., was inducted into that city's Black Sports Hall of Fame, alongside other football greats like Derek Kennard and Webster Slaughter.

Arbet attended Edison High School in his hometown of Stockton where he competed in both football and track. He is the father of two sons, Lamarr and Dominik, and resides in the Bay Area.



ALL-TIME REG. SEASON VICTORIES

COACH	YEARS	RECORD	PCT.
Tim Marcum	21	185-87	.680
Danny White	16	143-82	.636
Mike Hohensee	18	137-115	.544
Darren Arbet	12	126-62	.670
Mike Dailey	12	104-77	.575
Jay Gruden	9	82-54	.487
Michael Trigg	12	77-81	.726
Perry Moss	9	75-28-1	.726
John Gregory	12	76-67	.531
Ed Hodgkiss	7	57-53	.518

REG. SEASON WINNING PCT.

COACH	RECORD	PCT.
Perry Moss	75-28-1	.726
Doug Plank	58-24	.707
Tim Marcum	185-87	.680
Will McClay	55-26-1	.671
Darren Arbet	126-62	.670

MINIMUM 50 GAMES

ALL-TIME POSTSEASON VICTORIES

COACH	YEARS	RECORD	TITLES
Tim Marcum	21	27-12	7
Danny White	16	20-13	2
Darren Arbet	12	15-7	3
Mike Hohensee	18	12-12	1
Jay Gruden	9	11-7	2
Perry Moss	9	11-7	1
Mike Dailey	12	11-8	2
John Gregory	11	6-6	0
Bret Munsey	4	5-2	1
Pat Sperduto	6	5-4	0

POSTSEASON WINNING PCT.

COACH	RECORD	PCT.
Tim Marcum	27-12	.692
Darren Arbet	15-7	.682
Jay Gruden	11-7	.611
Perry Moss	11-7	.611
Danny White	20-13	.606

MINIMUM 15 GAMES



ARBET'S ALL-TIME COACHING RECORD

YEARS	TEAM	W-L	PCT.	W-L	PCT.	W-L	PCT.
1999	SAN JOSE	6-8	.429	-	-	6-8	.429
2000	SAN JOSE*	12-2	.857	1-1	.500	13-3	.813
2001	SAN JOSE	10-4	.714	1-1	.500	11-5	.688
2002	SAN JOSE*#	13-1	.929	3-0	1.000	16-1	.941
2003	SAN JOSE	12-4	.750	1-1	.500	13-5	.722
2004	SAN JOSE#	11-5	.688	3-0	1.000	14-5	.737
2005	SAN JOSE	9-7	.563	0-1	.000	9-8	.529
2006	SAN JOSE	10-6	.625	1-1	.500	11-7	.611
2007	SAN JOSE#	13-3	.813	3-0	1.000	16-3	.842
2008	SAN JOSE	11-5	.688	2-1	.667	13-6	.684
2011	SAN JOSE	7-11	.389	-	-	7-11	.389
2012	SAN JOSE	12-6	.667	0-1	.000	12-7	.632
CAREER TOTALS		126-62	.670	15-7	.682	141-69	.671

* - COACH OF THE YEAR, # - ARENABOWL CHAMPION

ARBET'S BACKGROUND

YEARS	COACHING BACKGROUND	HEAD COACH
2011-Present	Owner/Head Coach, San Jose SaberCats	Darren Arbet
2006-08	General Manager/Head Coach, San Jose SaberCats	Darren Arbet
2000-05	Director of Player Personnel/Head Coach, San Jose SaberCats	Darren Arbet
1999-2000	Head Coach, San Jose SaberCats	Darren Arbet
1995-99	Defensive Assistant/Special Teams Coordinator, San Jose SaberCats	Todd Shell
1994	Defensive Assistant, Albany Firebirds	
1990-94	Tight Ends Coach, Sacramento State (NCAA)	

2013 COACHING STAFF



Walker enters his fourth year as a coach in the AFL and second with the SaberCats.

Walker served his second season with the Milwaukee Mustangs this past year, overseeing a defense that finished among the league leaders in numerous categories. Milwaukee ranked first in total defense (266.8 yards/game), fourth in scoring defense (48.2 points/game), second in pass defense (247.6 yards/game), second in takeaways (55) while finishing with 17 touchdowns scored.

In his first full season as a coordinator in the Arena Football League, Walker helped the Milwaukee Iron to an 11-5 record and a Midwest Division Title in 2010. His defense finished second in the league with 25.5 sacks and fourth with 20 interceptions. Before making the jump to the AFL, Walker spent one season with the Green Bay Blizzard of arenafootball2 in the same capacity, with his defense registering the most sacks and the sixth fewest touchdowns allowed in 2009.

Walker's first head coaching stint in Arena Football came with the Tri-Cities Fever (2008) and Everett Hawks (2007) of af2. In his first season as a head coach of Everett the defense ranked third in the af2 and finished with an

8-8 record becoming the only expansion team to make an appearance in the playoffs. His first career opportunity at coordinator came with the Bakersfield Blitz of af2 in 2006 where he oversaw the second best defense in the league.

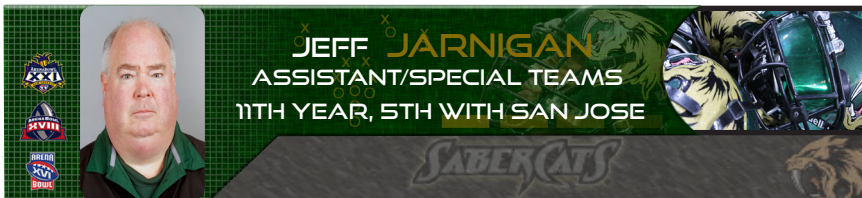
A ten-year veteran of the Arena Football League, Walker played for the Las Vegas Gladiators (2005), Austin Wranglers (2004-05), Chicago Rush (2001-03), Indiana Firebirds (2001), Arizona Rattlers (1997-2000) Orlando Predators (1996) and Charlotte Rage (1996). He finished his career with the seventh-most tackles in AFL history at 614.0 to go along with 85 passes defended, 23 interceptions and 10 forced fumbles.

Walker played collegiately at Stephen F. Austin State University where he was named an All-American for four consecutive seasons.

WALKER'S BACKGROUND

YEARS	COACHING BACKGROUND	HEAD COACH
2012-Present	Defensive Coordinator, San Jose SaberCats	Darren Arbet
2010-11	Defensive Coordinator, Milwaukee Mustangs (2009 - Milwaukee Iron)	Bob Landsee
2009	Defensive Coordinator, Green Bay Blizzard (af2)	
2008	Head Coach, Tri-City Fever (af2)	Cedric Walker
2007	Head Coach, Everett Hawks (af2)	Cedric Walker
2006	Defensive Coordinator, Bakersfield Blitz (af2)	

2013 COACHING STAFF



Jeff Jarnigan enters his fifth season with the SaberCats in 2013.

Jarnigan led an offensive line unit that produced an NFL opportunity for Rich Ranglin (Kansas City Chiefs) and allowed just 20 sacks in 2012, which tied for fifth best in the league. Ranglin and Manny Akah were also both recognized by the AFL with All-Arena selections following the season. On special teams, the SaberCats converted six successful onside kicks, which tied for the most in the league (Utah and Orlando).

Jarnigan led a defense in 2011 that finished the season ranked eighth in the league against the run, surrendering just 21.8 yards per contest. Also, they finished sixth in holding opponents on third down at a 43.9% clip. On special teams, San Jose ranked fourth in the league on field goal returns (17.6 yards per return on eight returns) and eighth in kickoff returns (17.7 yards per return).

In his first season as a coordinator with the SaberCats in 2008, Jarnigan led a defense that finished in the top five in redzone defense (76.8%), interceptions (22), turnover margin (+12) and sacks (30). San Jose had four players named to the All-Arena team under Jarnigan; including linebackers Steve Watson and Clevan Thomas, defensive back Marquis Floyd and kicker A.J. Haglund.

Jarnigan served as the special teams/defensive line coach in his first year with San Jose and made an immediate impact with the player groupings he oversaw. Jarnigan resurrected a special teams unit that finished near the bottom of the league in every statistical category in 2006 and was an essential element to the SaberCats championship conquest in 2007. Under Jarnigan's guidance, San Jose's special teams finished with the second-best kickoff coverage in the AFL after giving up only 16.6 yards per return and two touchdowns, opposed to the 18.5 yards per return and seven touchdowns in 2006.

The defensive phase of special teams wasn't the only side that transformed in 2007. After returning only one kickoff for a touchdown in 2006, Jarnigan helped his players boost that total to seven touchdowns in 2007 - tying the most in the AFL, while also equalling a team record set in 2003 and 2005. His kickoff return men proved to be the top tandem in the league after rookie Trestin George averaged 23.6 yards per return and Rodney Wright racked up another 22.9 yards per return.

Perhaps one of the most vital parts of special teams in the AFL is the kicking unit. Jarnigan is credited for bringing in All-AFL kicker A.J. Haglund who set league records for extra points made (128) and posted the third highest kick scoring total in AFL history with 158, topping his total with a 179 point effort in 2008. Haglund, who played for Jarnigan in arenafootball2, improved on the team's 2006 point-after-try conversion percentage (.853) that was the

15th best in the league to second in 2007, hitting at a .928 clip.

Jarnigan also managed the SaberCats defensive line in 2007. His core group made up of Ron Jones, George Williams and Alan Harper combined for 19.0 sacks which was good for fourth-best in the league.

Jarnigan holds 22 years of football coaching experience under his belt, both professionally and in the collegiate ranks, including seven years in the indoor game. Prior to joining the SaberCats, Jarnigan spent the previous two seasons as head coach of af2's Oklahoma City Yard Dawgz. His previous experience in the AFL comes from a one-year stint with the Austin Wranglers in 2004, the team's inaugural season.

As the defensive coordinator in Austin, Jarnigan's unit held opposing teams to fewer than 40 points in a game five times and ranked third in both sacks and opponents third down conversion rate. The team finished with a record of 8-8.

After his success with the Wranglers, Jarnigan was offered the head coaching position with the Yard Dawgz by co-owners Barry Switzer and Jeff Lund.

In Oklahoma City's second year as an expansion franchise, Jarnigan led the team to a 10-6 record and its second berth in the af2's playoffs. The team finished in a tie for first place in the Midwest Division with an 11-5 record in his first year.

Prior to joining the Wranglers, Jarnigan was the defensive coordinator/defensive backs coach for the af2's Tulsa Talons for three seasons (2001-03). He enjoyed a composite record of 44-10 (.814) while on the staff and captured two National Conference championships. The Talons won the ArenaCup in 2003.

Jarnigan's extensive coaching experience began at Fort Hays State University (Kan.) as an offensive line coach in 1988. He transitioned to an assistant coaching position at Bethel College (Kan.) from 1989-92.

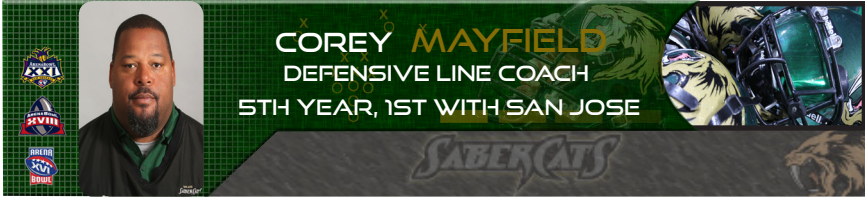
Jarnigan relocated to Sioux City, Iowa where he spent time as the defensive line coach for Morningside College (1993-94). Jarnigan's longest coaching tenure occurred when he was the offensive line coach at Carleton College (Minn.) from 1995-99. His other head coaching experience came when he was with the Minnesota Purple Rage (2000) of the Indoor Football league.

As a player, Jarnigan was an all-conference offensive lineman and three-year starter at Southwestern College in Winfield, Kan. In 1984, he helped the team finish the season ranked third in the nation after being defeated by eventual NAIA champion Northwestern in a semi-final playoff game.

An Oklahoma native and graduate of Midwest City High School, Coach Jarnigan and his wife Liz have three children; Mary, Jack and Emily.

JARNIGAN'S BACKGROUND

YEARS	COACHING BACKGROUND	HEAD COACH
2012-Present	Offensive Line Coach/Special Teams Coordinator, San Jose SaberCats	Darren Arbet
2008-2011	Defensive/Special Teams Coordinator, San Jose SaberCats	Darren Arbet
2007	Special Teams/Defensive Line Coach, San Jose SaberCats	Darren Arbet
2005-06	Head Coach, Oklahoma City Yard Dawgz (af2)	Jeff Jarnigan
2004	Defensive Coordinator, Austin Wranglers	Skip Foster
2001-03	Defensive Coordinator/Defensive Backs Coach, Tulsa Talons (af2)	Skip Foster
2000	Head Coach, Minnesota Purple Rage (IFL)	Jeff Jarnigan
1995-99	Offensive Line Coach, Carleton College	
1993-94	Defensive Line Coach, Morningside College	
1989-92	Assistant Coach, Bethel	
1988	Offensive Line Coach, Fort Hays State University	



COREY MAYFIELD
DEFENSIVE LINE COACH
5TH YEAR, 1ST WITH SAN JOSE

Mayfield enters his fifth season as a coach in the Arena Football League and first with the SaberCats.

Last season for San Antonio, Mayfield served as defensive coordinator and Offensive Line/Defensive Line Coach. Mayfield was a part of the defense that ranked second in sacks (39), third in fewest yards per pass (7.0), tied for third in fewest passing touchdowns against (93) and fifth in defensive efficiency. Mayfield also helped the offense, coaching an offensive line that tied for fifth in fewest sacks allowed (20).

In 2011, Mayfield was the Head Coach for the East Texas Wranglers of the Indoor Football League. Mayfield led the team to an 8-2-1 record and the league championship,

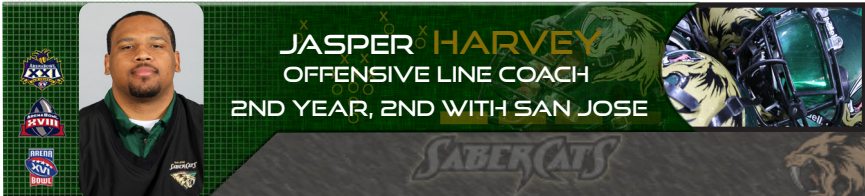
defeating the Southlake Pirates 40-14 in Alliance Bowl IV. From 2005 to 2007, Mayfield served as the Defensive Line Coach and Special Teams Coordinator for the New York Dragons.

As an eight year veteran of the AFL, Mayfield played for Grand Rapids, Philadelphia and Dallas, registering 15.5 career sacks. Mayfield, a draft pick of the San Francisco 49ers, played two seasons in the National Football League, totaling one-and-a-half sacks in 27 career games as a defensive tackle.

Mayfield also played collegiately as a three-year starter at the University of Oklahoma.

MAYFIELD'S BACKGROUND

YEARS	COACHING BACKGROUND	HEAD COACH
2013-Present	Defensive Line Coach, San Jose SaberCats	Darren Arbet
2012	Defensive Coordinator, San Antonio Talons	Lee Johnson
2011	Head Coach, East Texas Wranglers (IFL)	Corey Mayfield
2005-07	Defensive Line Coach/Special Teams Coordinator, New York Dragons	Weylan Harding



JASPER HARVEY
OFFENSIVE LINE COACH
2ND YEAR, 2ND WITH SAN JOSE

Jasper Harvey enters his second season as an Arena Football League coach, both with the SaberCats organization.

In 2011, Harvey helped an offensive line that was the fifth best in protecting the quarterback with only 23 sacks allowed, good for fifth in the AFL. He also helped the O-line pave the way for 41 rushing touchdowns, good for third in the league.

Harvey spent last season on the active roster for the SaberCats, registering two catches for 18 yards and a score. He also played in 2008 for the Orlando Predators. Harvey also spent stints with the Redskins, Eagles and Cardinals of the National Football League.

Harvey also played collegiately where he played three seasons for the San Diego State Aztecs.

HARVEY'S BACKGROUND

YEARS	COACHING BACKGROUND	HEAD COACH
2011, 2013-Present	Offensive Line Coach, San Jose SaberCats	Darren Arbet

FOOTBALL OPERATIONS SUPPORT STAFF



Head Athletic Trainer
Luke Willson




Athletic Perf. Manager
Greg Marshall



Equipment Manager
Martin Lopez



Player Personnel Manager
Sean Coen



Director of Video Operations
Aaron Baca

SABERCATS ALL-TIME COACHING STAFF

HEAD COACHES	ASSISTANT COACHES	ASSISTANT COACHES
<p>Arbet, Darren (1999-Present) 126-62 (.670) Regular Season 15-7 (.681) Postseason 141-69 (.671) Overall</p> <p>Shell, Todd (1995-98) 29-25 (.537) Regular Season 0-3 (.000) Postseason 29-28 (.509) Overall</p>	<p>Arbet, Darren (1995-98) Baker, Sharon (2006) Chachere, Derrick (2006) Church, Mike (2000, 2002-05) Connor, Carlton (2001-03) DeMonner, Ron (1997-98) Foster, Skip (2011) Guidici, Fred (1996-98) Guy, Kevin (2006-07) Harvey, Jasper (2011, 2013) Holmes, Artie (1999) Hudson, Gordon (1995-97) Jarnigan Jeff (2007-08, 2011-Present) Justvig, Harry (1999) Kaanapu, Mark (2000)</p>	<p>Laveroni, Bill (1995) Locklin, Kerry (2012) Malley, Terry (1999-2008) Marshall, Greg (2010, 2013-Present) Mayfield, Corey (2013-Present) Patrone, Lou (2008) Peace, Tyrone (2011) Porras, Tom (1995) Ross, Anthony (2000, 2002-05) Sacks, Barry (2001) Stephens, Fred (1996-2008, 2012) Tripp, Bill (1999, 2001-05) Walker, Cedric (2012-Present) Walsh, Jim (1998) Withun, Dave (2006-08)</p>





PLAYERS

2013 ROSTER

NUMERICAL ROSTER

NO.	PLAYER	POS	HT	WT	Birthdate	EXP	COLLEGE	HOMETOWN
1	Goodson, Samora	WR	6-3	205	10/07/84	2	SE Missouri State	Hayward, Calif.
3	Perfuit, Nich	K	5-11	195	04/07/83	2	UIW (San Antonio)	Billings, Mont.
6	Neal, JC	DB	6-0	200	01/14/87	2	NC State	Sumter, S.C.
7	Willis, Jason	WR	6-1	200	07/26/80	5	Oregon	Los Angeles, Calif.
8	Garcia, Aaron	QB	6-1	195	10/20/70	17	Sacramento State	Sacramento, Calif.
8	Thomas, Clevan	DB	5-10	195	04/06/79	7	Florida State	Miami, Fla.
10	Mustain, Mitch	QB	6-3	220	02/27/88	0	USC	Fayetteville, Ark.
11	Freeman, Andre	DB	5-11	190	05/06/89	0	Slippery Rock (Pa.)	Pittsburgh, Pa.
13	Brookins, Mervin	DB	5-11	190	05/31/85	3	Bethel (Kan.)	Sacramento, Calif.
15	Williams, Fred	WR	6-0	195	04/15/88	1	St. Cloud State	Milwaukee, Wis.
17	Whittaker, Huey	WR	6-5	225	06/19/81	6	South Florida	Hernando Cty, Fla.
20	Warren, Justin	DL	6-3	255	04/10/85	3	Texas A&M	Tyler, Texas
21	Simmons, Jamarko	WR	6-3	245	09/23/86	2	Western Michigan	Flint, Michigan
23	Norwood, Eric	DL	6-1	260	05/04/88	0	South Carolina	Oakland, Calif.
47	Folkerts, Brian	OL/FB	6-4	310	01/30/90	0	Washburn	St. Louis, Mo.
50	McNeil, Raymond	OL	6-2	310	10/14/84	2	Fort Valley State	Riverside, Calif.
54	Fletcher, Jabari	DL	6-3	260	06/23/89	1	Appalachian State	Atlanta, Ga.
60	Campbell, Terrance	OL	6-3	295	12/18/87	0	South Carolina	Austell, Ga.
68	Bussey, George	OL	6-4	310	10/24/85	2	Louisville	Louisville, Ky.
70	Mudge, Jordan	OL	6-4	320	08/08/89	0	Nevada	Fresno, Calif.
73	Watkins, TJ	OL	6-4	335	10/03/78	4	Clemson	North Augusta, S.C.
98	Maka, Francis	LB	6-2	250	05/10/85	2	Hawaii	San Mateo, Calif.
99	Stewart, Jason	OL	6-0	315	11/14/80	4	Fresno State	Bakersfield, Calif.
-	Johnson, Delvin	DL	6-3	320	08/21/89	0	Marshall	Woodruff, S.C.

ALPHABETICAL ROSTER

NO.	PLAYER	POS	HT	WT	Birthdate	EXP	COLLEGE	HOMETOWN
13	Brookins, Mervin	DB	5-11	190	05/31/85	3	Bethel (Kan.)	Sacramento, Calif.
68	Bussey, George	OL	6-4	310	10/24/85	2	Louisville	Louisville, Ky.
60	Campbell, Terrance	OL	6-3	295	12/18/87	0	South Carolina	Austell, Ga.
54	Fletcher, Jabari	DL	6-3	260	06/23/89	1	Appalachian State	Atlanta, Ga.
47	Folkerts, Brian	OL/FB	6-4	310	01/30/90	0	Washburn	St. Louis, Mo.
11	Freeman, Andre	DB	5-11	190	05/06/89	0	Slippery Rock (Pa.)	Pittsburgh, Pa.
8	Garcia, Aaron	QB	6-1	195	10/20/70	17	Sacramento State	Sacramento, Calif.
1	Goodson, Samora	WR	6-3	205	10/07/84	3	SE Missouri State	Hayward, Calif.
-	Johnson, Delvin	DL	6-3	320	08/21/89	0	Marshall	Woodruff, S.C.
98	Maka, Francis	LB	6-2	250	05/10/85	2	Hawaii	Fountain Valley, Calif.
50	McNeil, Raymond	OL	6-2	310	10/14/84	2	Fort Valley State	Riverside, Calif.
70	Mudge, Jordan	OL	6-4	320	08/08/89	0	Nevada	Fresno, Calif.
10	Mustain, Mitch	QB	6-3	220	02/27/88	0	USC	Fayetteville, Ark.
6	Neal, JC	DB	6-0	200	01/14/87	2	NC State	Sumter, S.C.
23	Norwood, Eric	DL	6-1	260	05/04/88	0	South Carolina	Oakland, Calif.
3	Perfuit, Nich	K	5-11	195	04/07/83	2	UIW (San Antonio)	Billings, Mont.
21	Simmons, Jamarko	WR	6-3	245	09/23/86	2	Western Michigan	Flint, Michigan
99	Stewart, Jason	OL	6-0	315	11/14/80	4	Fresno State	Bakersfield, Calif.
8	Thomas, Clevan	DB	5-10	195	04/06/79	7	Florida State	Miami, Fla.
20	Warren, Justin	DL	6-3	255	04/10/85	3	Texas A&M	Tyler, Texas
73	Watkins, TJ	OL	6-4	335	10/03/78	4	Clemson	North Augusta, S.C.
17	Whittaker, Huey	WR	6-5	225	06/19/81	6	South Florida	Hernando Cty, Fla.
15	Williams, Fred	WR	6-0	195	04/15/88	1	St. Cloud State	Milwaukee, Wis.
7	Willis, Jason	WR	6-1	200	07/26/80	5	Oregon	Los Angeles, Calif.

Owner/Head Coach: Darren Arbet (17th Season with San Jose, 18th overall)

Defensive Coordinator: Cedric Walker

Assistant Coach/Special Teams Coordinator: Jeff Jarnigan

Defensive Line Coach: Corey Mayfield

Offensive Line Coach: Jasper Harvey

Head Athletic Trainer: Luke Willson

Athletic Performance Manager: Greg Marshall

Equipment Manager: Martin Lopez

Player Personnel Manager: Sean Coen

13



MERVIN BROOKINS

DEFENSIVE BACK

5'11, 190 LBS
 BETHEL (KAN.)
 4TH YEAR, 3RD WITH SJ

05/31/85 SACRAMENTO, CALIF.
 LAST TEAM: SPOKANE SHOCK (AFL)
 ACQUIRED: SIGNED AS A FREE AGENT IN 2010



2012 AFL: Originally assigned to the SaberCats on 3/6, but was placed on injured reserve on 3/16. Reassigned to the SaberCats on 6/27 ... Made 2012 SaberCats debut on 6/30 @ CHI, recorded three-and-a-half tackles and recovered a fumble ... Made one tackle on 7/7 vs. NO ... Recorded six tackles on 7/14 vs. IOWA.

2011 AFL: Played in and started 12 games for the SaberCats before injuring his knee ... Was a versatile and multi-position threat in 2011, spending time at defensive back and wide receiver, while also returning kicks ... Brookins led the team in all-purpose yards with 1,319, recorded 49.5 tackles with three interceptions, caught 36 passes for 418 receiving yards and returned 43 kicks for 788 yards.

2010 AFL: Split time between the Oklahoma City Yard Dawgz and the Spokane Shock of the AFL, accumulating

275 total tackles (24 solo), three pass break-ups and two fumble recoveries in total.

Other Professional Experience: 2009: Was invited to Seattle Seahawks camp ... Played for the Stockton Lightning of the American Indoor Football League (AIF) and the River City Gators of the West Coast Football Alliance (WCFA).

College: 2007: Was second team All-Defense in the Kansas Collegiate Athletic Conference (KCAC), and received honorable mention honors at Bethel College ... **2006:** Mid-Empire "Return Specialist of the Year" and Defensive All-Conference player while at Sacramento City College.

Personal: A native of Sacramento, he attended Florin high school (Calif.).

BROOKINS' CAREER AFL STATISTICS

YEAR	TEAM	GP	UT	TACKLES			SCK	INT	MISC.	
				AT	TOT	TFL			FR	FF
2012	SJ	3	9	3	10.5	0	0	0	1	0
2011	SJ	12	42	15	49.5	0.5	0	3	0	0
2010	OKC/SPO	10	24	7	27.5	0	0	0	2	0
TOTALS		25	75	25	87.5	0.5	0	3	3	0

BROOKINS' CAREER HIGHS (SINGLE GAME)

Tackles: 7.0 (6 solo) vs. IOWA (4/11)

Forced Fumbles: None

Fumble Recoveries: 1 (Three Times), Last: @ CHI (6/30/12)

Interceptions: 1 (Three times), Last: vs. UTH (4/8/11)

Interception Yards: 6 vs. UTH (4/8/11)

68




GEORGE BUSSEY

OFFENSIVE LINE

6-4, 310 LBS
LOUISVILLE
3RD YEAR, 1ST WITH SJ

10/24/85 LOUISVILLE, KY
LAST TEAM: TAMPA BAY STORM (AFL)
ACQUIRED: SIGNED AS A FREE AGENT IN 11/2012



2012 AFL: Appeared in 12 games, all starts, for the Tampa Bay Storm ... Earned Second Team All-Arena honors as an offensive lineman ... In addition to being an anchor along the line, Bussey also caught four passes for 49 yards ... DNP on 3/10 @ CHI or 3/16 vs. GEO ... Started along the offensive line on 3/30 vs. JAC and caught one pass for 14 yards ... Started 4/6 @ ND, vs. CLE on 4/13, on 4/20 @ PHI, vs. KC on 4/30 and 5/5 vs. ORL ... DNP on 5/12 @ GEO or 5/19 @ CLE ... Started vs. MIL on 5/26 and caught one pass for five yards ... Started on 6/2 @ JAC ... DNP on 6/15 @ ORL ... Started on the offensive line vs. SA on 6/23 ... Made one reception for 23 yards on 6/29 vs. PHI ... Caught one pass for seven yards on 7/7 @ PIT ... Started on 7/14 vs. ND ... DNP @ SPO on 7/21.

2011 AFL: Signed with the Tampa Bay Storm in May ... Started both games he appeared in as a rookie ... Caught one pass for seven yards ... DNP on 3/11 @ ND, 3/17 @ UTAH, vs. CLE on 3/27, 4/1 vs. JAC, on 4/15 @ PHI, vs. DAL on 4/23, @ MIL on 4/30, on 5/6 @ ORL, vs. KC on 5/13 and @ SPO on 5/20 ... Made AFL debut on 6/4 @ GEO ... Caught one pass for seven yards on 6/11 vs. PIT ... DNP on 6/17 vs. ORL, @ JAC on 6/25, on 7/1 vs. ND, @ TUL on 7/9, vs. GEO on 7/16 or on 7/23 vs. SJ.

Other Professional Experience: 2009-10: NFL: Fifth round pick of the New England Patriots (170th overall) in 2009 and spent two seasons with the franchise.

College: 2008: Was on the Outland Trophy Watch List prior to his senior season ... **2007:** Started all 12 games at tackle ... Earned second team All-Big East accolades ... Allowed two sacks all season ... **2006:** Started all 13 games ... Played at both tackle and guard ... Earned first team All-Big East accolades ... Did not surrender a sack all season ... Contributed to the Cardinals ranking second in the nation in total offense ... Helped the Cardinals average over 188.0 yards on the ground ... **2005:** Appeared in all 12 games on the offensive line and special teams ... **2004:** Walk on who eventually earned a scholarship ... Redshirted his freshman season.

Personal: Parents are Ruthie and Carlos Grigsby ... Starred at Western (Louisville, Ky.) high school, where he was a three-year starter on their offensive line ... Was a Jefferson County All-Star ... Voted Best Offensive Lineman during both his junior and senior seasons ... Majored in Communications at Louisville.

BUSSEY'S CAREER AFL STATISTICS

YEAR	TEAM	GP	RECEIVING			TD	LG
			No	YDS	AVG		
2012	TB	12	4	49	12.2	0	23
2011	TB	2	1	7	7.0	0	7
TOTALS		14	5	56	11.2	0	23

BUSSEY'S CAREER HIGHS

Games Played in a Season: 12

Receptions in a game: 1 Five Times; Last: @ PIT (7/7/12)

Receiving Yards in a Game: 23 vs. PHI (6/29/12)

60



TERRANCE CAMPBELL

OFFENSIVE LINEMAN



6'3, 295 LBS
SOUTH CAROLINA
1ST YEAR, 1ST WITH SJ

12/18/87 AUSTELL, GA.
LAST TEAM: NEW YORK JETS (NFL)
ACQUIRED: SIGNED AS A FREE AGENT IN 11/2012

Other Professional Experience: 2012: NFL: Spent the 2012 preseason as a member of the New York Jets of the National Football League.

College: Attended the University of South Carolina ... Made 25 career starts in 34 appearances for the Gamecocks along the offensive line ... Spent six seasons in Columbia, S.C. from 2006-11 and was a member of the 2010 Southeastern Conference Eastern Division champion team which played in the school's first ever SEC title game ... **2011:** Started all 12 regular season games for the Gamecocks as a sixth-year senior after being granted a second medical redshirt ... **2010:** Appeared in ten games with the bulk of his work coming on special teams ... Made two starts ... **2009:** Started the first two games of the season at left guard ... Suffered a neck/shoulder slinger and sat out the remainder of the season ... **2008:** Became a mainstay at

right guard ... made his first career start in the fourth game of the season against Wofford in the first of four consecutive starts and nine overall ... **2007:** Began the season as a defensive lineman but was moved to the offensive line prior to the season opener ... Appeared in one game, seeing action in the win over South Carolina State ... **2006:** Redshirted as a true freshman after suffering a left knee injury early in camp that required season-ending surgery.

Personal: Earned his degree in retailing ... Enjoys playing basketball and listening to music ... Attended South Cobb High School in Austell, Ga., where he was coached by Shane Queen ... Earned first-team all-county honors and was selected to the North-South All-Star team ... Helped South Cobb to a 9-2 record and a regional title ... Also played basketball.

PLAYERS

54



JABARI FLETCHER

DEFENSIVE LINEMAN

6-3, 260 LBS
 APPALACHIAN STATE
 2ND YEAR, 1ST WITH SJ

06/23/89 ATLANTA, GA.
 LAST TEAM: JACKSONVILLE SHARKS (AFL)
 ACQUIRED: SIGNED AS A FREE AGENT IN 2/2013

AFL: 2012: Appeared in eight games for both the Arizona Rattlers (two) and the Jacksonville Sharks (six) on 4/6 vs. SPD ... Recorded four tackles for Arizona on 4/13 @ IDWA ... Appeared in eight games for the Arizona Rattlers (two) and Jacksonville Sharks (six) in his rookie season ... Made his AFL debut on 4/6 vs. SPD ... Recorded three total tackles (two solo) on 4/13 @ IDWA ... Traded to the Sharks on 5/5 ... Made Sharks debut on 5/25 @ ORL, starting at defensive lineman but did not record any statistics ... Made three assisted tackles (one-and-a-half total) vs. TB on 6/2 ... Recorded one tackle on 6/9 @ GEO ... Had three assisted tackles (one-and-a-half total), including one for a loss vs. PHI on 6/16 ... Started and had one pass breakup on 6/23 vs. CLE ... Recorded one tackle in his final game of his rookie season @ NO on 6/30 ... DNP on 7/6 vs. MIL, vs. ORL on 7/14 or on 7/20 @ PIT.

Other Professional Experience: 2012: NFL: Signed a free agent contract with the Cleveland Browns of the National Football League in Aug. 2011.

College: Attended Appalachian State ... **2009:** Started in 14 games for the Mountaineers, recording 63 tackles and six-and-a-half sacks ... Earned first-team all-Southern Conference honors ... **2008:** Started the final 11 games for Appalachian State, finishing with a team-leading 12.5 tackles for loss ... Earned first team all-conference honors ... **2007:** Played 13 games as a true freshman, recording 18 tackles.

Personal: Son of Latasha Kendricks ... cousin, Nick Ferguson, plays professionally for the Houston Texans.

FLETCHER'S CAREER AFL STATISTICS

YEAR	TEAM	GP	UT	TACKLES				MISC.			
				AT	TOT	TFL	SCK	INT	FR	FF	
2012	ARI/JAC	8	4	8	8.0	0.5	0.0	0	0	0	
TOTALS		8	4	8	8.0	0.5	0.0	0	0	0	

FLETCHER'S CAREER HIGHS (SINGLE GAME)

Tackles: 3 @ IDWA (4/13/12)
Sacks: None

Tackles for Loss: None

47



BRIAN FOLKERTS

OFFENSIVE LINEMAN/FULLBACK

6'4, 310 LBS
WASHBURN
1ST YEAR, 1ST WITH SJ

01/30/90 FLORISSANT, MO.
LAST TEAM: TAMPA BAY BUCCANEERS (NFL)
ACQUIRED: SIGNED AS A FREE AGENT IN 3/2013

Other Professional Experience: **2012: NFL:** Signed as an undrafted free agent by the New Orleans Saints immediately following the National Football League Draft ... Also spent time with the Tampa Bay Buccaneers.

College: Made 39 career appearances for the Washburn (Kansas) Ichabods along the offensive line ... **2011:** Appeared in all 13 games for the Ichabods at left tackle during

his senior campaign ... Earned All-MIAA (Mid-America Intercollegiate Athletic Association) honors as a senior ... **2010:** Appeared in all 12 games as a junior, sharing time at both tackle positions ... Earned All-MIAA honors for the first time in his career ... **2009:** Played in all 11 games for Washburn as a sophomore along their offensive line ... **2008:** Made three appearances as a freshman.

PLAYERS

11

ANDRE FREEMAN

DEFENSIVE BACK

5-11, 190 LBS
SLIPPERY ROCK
1ST YEAR, 1ST WITH SJ

05/6/89 PITTSBURGH, PA.
LAST TEAM: PITTSBURGH STEELERS (NFL)
ACQUIRED: SIGNED AS A FREE AGENT IN 11/2012

Other Professional Experience: 2012: NFL: Spent the 2012 preseason as a member of the Pittsburgh Steelers of the National Football League.

College: Attended Slippery Rock University and spent the final three seasons of his collegiate career there following

a transfer from Hofstra University ... Started 27 games at SRU, earning All-PSAC (Pennsylvania State Athletic Conference) honors as a junior in 2011 ... Totaled 134 tackles with a pair of interceptions, two forced fumbles, two fumble recoveries and two blocked kicks on special teams throughout his career.

8



AARON GARCIA

QUARTERBACK

6'1, 195 LBS
SACRAMENTO STATE
18TH YEAR, 1ST WITH SJ

10/20/70 SACRAMENTO, CALIF.
LAST TEAM: SAN ANTONIO TALONS (AFL)
ACQUIRED: SIGNED AS A FREE AGENT IN 11/2010

Career Highlights: Three-time First Team All-Arena selection (2000-01, 2011) and two-time AFL Offensive Player of the Year (2001, 2011) ... Has made 205 career appearances ... Has completed 4,436 passes for 55,013 yards and 1,196 touchdown passes over his 17-year AFL career (Each are all-time AFL records) ... Named ArenaBowl MVP in 2011 as a member of the ArenaBowl champion Jacksonville Sharks ... Ranks second in AFL history with 220 total appearances (15 postseason) only to Hall of Famer Barry Wagner.

2012 AFL: Started all 18 games for the Central Division Champion San Antonio Talons ... Threw for 4,985 yards and 118 touchdowns, completing 66.4 percent of his passes (405-610) ... Made his Talons debut on 3/10 vs. UTAH, completing 23-37 passes for 341 yards and eight scores to only one interception ... Threw for 311 yards, six touchdowns and two interceptions on 23-48 passing on 3/17 @ SPD ... Completed 22-35 passes for 317 yards, six scores and one interception on 3/29 @ ORL ... Threw for 287 yards and a season-high nine touchdowns on 26-38 passing with two interceptions on 4/13 vs. NO ... Finished 25-39 for 427 yards, five scoring tosses and one interception on 4/22 @ ARI ... Passed for 219 yards, six touchdowns and two interceptions, completing 22-32 attempts on 4/28 vs. CHI ... Was 25-37 for 231 yards with five scores and a pair of interceptions on 5/5 @ KC ... Threw for 268 yards, six touchdowns and no interceptions vs. PIT on 5/12 ... Completed just 12-25 passes for 141 yards, six scores and one interception in a loss @ SJ on 5/19 ... Threw for 290 yards and five touchdowns with no interceptions on 5/26 @ UTAH ... Completed 20-34 passes for 266 yards, five scores and two interceptions @ NO on 6/9 ... Finished 21-32 passing for 252 yards, seven touchdowns and no interceptions on 6/19 vs. IOWA ... Passed for 259 yards, eight scores and no interceptions, completing 27-35 passes @ TB on 6/23 ... Completed 23-29 passes for 253 yards, seven touchdowns and no interceptions in a win on 6/30 vs. KC ... Threw for 320 yards, seven scores and one interception on 26-40 passing @ CHI on 7/8 ... Was 21-35 for 307 yards, seven touchdowns and only one interception in the win vs. ARI on 7/13 ... Rounded out the regular season campaign, completing 23-29 passes for 361 yards, eight scores and no interceptions on 7/21 @ IOWA ... **Playoffs:** Was 22-37 for 285 yards, five touchdowns and no interceptions in a 35-34 loss at home to UTAH on 7/27

2011 AFL: Led the Jacksonville Sharks to their first ArenaBowl championship ... Earned First Team All-Arena honors for the third time in his career and was named Offensive Player of the Year ... Completed 71.5 percent of his passes (402-562) for 4,953 yards, 116 touchdowns and 17 interceptions in 18 starts for the Sharks ... Threw for 259 yards, five touchdowns and two interceptions, completing 24-39 passes on 3/12 @ ARI ... Was 19-25 for 177 yards, six scores and one interception on 3/18 vs. GED ... Threw for 308 yards, eight touchdowns and no interceptions on 17-19 passing vs. NO on 3/26 ... Completed 21-27 passes for 238 yards and six scores with one interception on 4/1 @ TB ... Threw for 297 yards, five touchdowns and no interceptions, finishing 31-44 passing @ PIT on 4/16 ... Completed 24-33 passes for 274 yards and five scores with no interceptions and also added a five-yard touchdown run on 4/23 vs. CLE ... Passed for 274 yards and six touchdowns with a pair of interceptions, completing 19-31 attempts 4/30 vs. ORL and threw the 1,000th touchdown pass of his career ... Completed 21-31 passes for 271 yards and five scores with no

interceptions on 5/6 @ PHI ... Threw for 217 yards on 12-17 passing with seven touchdowns and one interception vs. IOWA on 5/13 ... Completed 22-29 passes for 279 yards and eight scores with one interception on 5/21 @ GED ... Threw for 241 yards and five touchdowns with one interception on 21-29 passing @ NO on 6/3 ... Completed 24-38 passes for 329 yards, eight scores and one interception on 6/11 @ ORL ... Was 28-36 for 307 yards, seven touchdowns and one interception vs. MIL on 6/18 ... Completed 22-27 passes for 288 yards and a season-high nine scoring tosses with no interceptions vs. TB on 6/25 ... Equaled his season-high in touchdown passes with nine, throwing for 354 yards and one interception on 27-34 passing in an 83-70 win over SJ on 7/1 ... Was 21-35 for 275 yards, seven touchdowns and three interceptions vs. DAL on 7/9 ... Threw for a season-high 419 yards, six scores and a pair of interceptions on 37-48 passing on 7/15 @ KC ... Completed 12-20 passes in the season finale on 7/22 vs. SPD for 117 yards and four touchdowns, where he eclipsed the 50,000 yard mark for his career ... **Playoffs:** Went 15-19 for 148 yards, four touchdowns and one interception in a first round playoff win vs. ORL on 7/29 ... Threw for 313 yards, eight scoring tosses and no interceptions, completing 22-28 attempts in the Conference Championship Game, which the Sharks won 64-55 over GED on 8/8 ... Threw for 402 yards and eight touchdowns and was named ArenaBowl MVP in the thrilling 73-70 win @ ARI in ArenaBowl XIV.

2010 AFL: Appeared in 15 games for the expansion Jacksonville Sharks ... Completed 64.2 percent of his passes (312-486) for 3,718 yards, 82 touchdowns and 16 interceptions ... Led the Sharks to a 12-4 record in their first season ... Threw the 900th touchdown of his career on 5/1 vs. TUL ... Became the AFL's all-time leader in passing touchdowns with his 932nd on 6/4 @ CHI ... **Playoffs:** Completed 31-45 passes for 346 yards, seven touchdowns and one interception in a heartbreaking 73-69 loss vs. ORL in the first round matchup on 8/6.

2008 AFL: Garcia completed his eighth season with the New York Dragons, leading them to an 8-8 finish and Conference Championship Game appearance ... Completed 67.3 percent of his passes (335-498) for 3,523 yards, 78 touchdowns and only nine interceptions in 14 appearances for the Dragons ... Also added two rushing scores ... **Playoffs:** Completed 28-39 passes for 330 yards, nine touchdown passes and only one interception on 6/27 @ DAL in a 77-63 upset win over the Desperados in the first round of the playoffs ... Threw for 337 yards, five scores and one interception in a 49-48 loss in the Conference Championship Game @ PHI on 7/5.

2007 AFL: Made only six appearances due to injury for the Dragons ... Threw for 1,724 yards, 45 touchdowns and only four interceptions on 67.7 percent of his passes (149-220) as New York sputtered to a 5-11 season in 2007 ... Became the fourth quarterback in AFL history to throw for 800 touchdowns in his career on 6/2 vs. AUS.

2006 AFL: Missed the majority of the season due to a broken leg ... Appeared in four games for the New York Dragons ... Completed 77.1 percent of his passes (121-157) for 1,417 yards, 32 touchdowns and four interceptions for the 10-6 Dragons, who fell in the first round of the playoffs.

2005 AFL: Appeared in 15 games for the New York

Dragons ... Completed 67.2 percent of his passes (346-515) for 4,115 yards, 90 touchdowns and only 13 interceptions ... Led the Dragons to the postseason with a 10-6 record ... **Playoffs:** Completed 26-36 passes for 308 yards, six touchdowns and no interceptions in a tough 47-42 defeat at the hands of ORL at home on 5/29.

2004 AFL: Made 14 appearances for the New York Dragons ... Threw for 3,793 yards, 91 touchdowns and 13 interceptions on 60.9 percent passing (279-458) ... Led the team to a 9-7 record, though they missed out on the postseason.

2003 AFL: Appeared in 14 games for the New York Dragons ... Completed 68.8 percent of his passes (350-509) for 4,303 yards, 100 touchdowns and ten interceptions ... Led New York to an 8-8 season and Conference Championship Game berth ... **Playoffs:** Threw for 291 yards on 25-34 passing with six touchdowns and no interceptions in a win on 5/25 vs. CHI ... Completed 30-40 passes for 397 yards, eight touchdowns and three interceptions in a loss @ ORL on 6/1.

2002 AFL: Made just five appearances for the New York Dragons because he joined the San Francisco 49ers for a brief stint in the National Football League's offseason ... Dragons limped to a 3-11 season in Garcia's absence ... Finished the season throwing for 1,390 yards on 112-188 passing for 29 touchdowns and nine interceptions.

2001 AFL: Appeared in 14 games in his first season with the New York Dragons ... Completed 69.6 percent of his passes (368-529) for 4,515 yards, 104 touchdowns and 15 interceptions on his way to his second consecutive First Team All-Arena selection and was also named Offensive Player of the Year ... Also added two touchdowns on the ground ... Led the Dragons to the postseason after an 8-6 season ... **Playoffs:** Completed 28-42 passes for 383 yards, eight touchdowns and one interception in a loss @ TOR on 7/27.

2000 AFL: Made 14 appearances for the Iowa Barnstormers (in their last season before moving to New York as the Dragons) ... Earned First Team All-Arena honors for the first time in his career ... Completed 63.3 percent of his passes (297-469) for 4,026 yards, 92 touchdowns and only eight interceptions ... Led the Barnstormers to a 9-5 season and a playoff berth ... **Playoffs:** Completed 29-44 passes for 326 yards, eight touchdowns and three interceptions in a first round loss to NSH on 8/6.

1999 AFL: Played in 14 games for the Iowa Barnstormers ... Threw for 3,815 yards, 68 touchdowns and 15 interceptions

on 60.5 percent passing (283-468) ... Led Iowa to an 11-3 record and a Conference Championship game appearance ... **Playoffs:** Was a catalyst in an impressive 66-34 win over MIL on 8/7 ... Barnstormers fell 48-41 at home to ORL on 8/13.

1998 AFL: Began the season with the New Jersey Red Dogs and was traded mid-season to the Iowa Barnstormers ... Finished the season completing 60.2 percent of his passes (291-483) for 3,615 yards, 61 touchdowns and 14 interceptions in 14 appearances ... Also collectively had 15 rushing scores ... Threw for 1,158 yards, 18 scores, five interceptions and rushed for seven touchdowns for the Red Dogs prior to the trade ... With the Barnstormers, passed for 2,457 yards, 43 touchdowns, nine interceptions and eight rushing scores.

1997 AFL: Appeared in six games for New Jersey Red Dogs ... Completed 55.1 percent of his passes (76-138) for 950 yards, 16 touchdowns and seven interceptions ... Helped lead, along with Rickie Foggie, the Red Dogs to a 9-5 record and a playoff berth.

1996 AFL: Made nine appearances for the Connecticut Coyotes ... Threw for 1,774 yards, 31 touchdowns and five interceptions on 49.8 percent passing (135-271) for the 2-12 Coyotes ... Also had three rushing scores.

1995 AFL: Appeared in 11 games for the Arizona Rattlers in his rookie season ... Passed for 2,416 yards, 43 touchdowns and eight interceptions on 61.6 percent passing (175-284) ... Led the Rattlers to a 7-5 season and a playoff berth.

Other Professional Experience: 2002: NFL: Signed with the San Francisco 49ers and spent part of the offseason with the team prior to returning to the New York Dragons.

College: Began his collegiate career at Washington State University ... **1988:** Redshirted his first season on campus in Pullman ... **1989:** As a redshirt freshman, led the Pacific-10 Conference in passing efficiency, throwing for 1,591 yards and 11 touchdowns ... **1990:** Midway through his sophomore campaign, was replaced by true freshman Drew Bledsoe ... **1991:** Transferred to Sacramento State University ... **1992:** Passed for 1,798 yards and 13 touchdowns in his final season as a Hornet.

Personal: Sacramento native ... Attended Grant Union High School ... Broke NFL Hall of Famer John Elway's California high school records for passing yards (5,800) and touchdowns (57) in two seasons.

GARCIA'S CAREER AFL STATISTICS

YEAR	TEAM	GP	PASSING							RUSHING			
			CMP	ATT	PCT	YDS	TD	INT	LG	RTG	RSH	YDS	TD
2012	SA	18	405	610	66.4	4,985	118	16	49	120.1	10	8	0
2011	JAC	18	402	562	71.5	4,934	116	17	48	125.3	5	24	1
2010	JAC	15	312	486	64.2	3,718	82	16	-	113.3	9	-29	1
2008	NY	14	335	498	67.3	3,523	78	9	-	119.2	7	6	2
2007	NY	6	149	220	67.7	1,724	45	4	-	123.2	5	12	0
2006	NY	4	121	157	77.1	1,417	32	4	-	132.9	8	-11	0
2005	NY	15	346	515	67.2	4,115	90	13	-	120.4	14	13	4
2004	NY	14	279	458	60.9	3,793	91	13	-	115.1	11	33	1
2003	NY	14	350	509	68.8	4,303	100	10	-	126.0	11	34	0
2002	NY	5	112	188	59.6	1,390	29	9	-	102.2	9	32	2
2001	NY	14	368	529	69.6	4,515	104	15	-	123.4	13	18	0
2000	IOWA	14	297	469	63.3	4,026	92	8	-	123.1	53	115	15
1999	IOWA	14	283	468	60.5	3,815	68	15	-	112.7	20	23	7
1998	NJ/IOWA	14	291	483	60.2	3,615	61	14	-	111.0	19	94	8
1997	NJ	6	76	138	55.1	950	16	7	-	94.2	14	19	2
1996	CONN	9	135	271	49.8	1,774	31	5	-	101.3	12	17	3
1995	ARI	11	175	284	61.6	2,416	43	8	-	116.7	15	44	0
TOTALS		205	4436	6,845	64.8	55,013	1,196	183	49	118.0	235	452	46

GARCIA'S CAREER HIGHS (SINGLE GAME)

Passes Attempted: 50 vs. SJ (5/12/01)
 Completions: 40 vs. GEO (5/18/08)

Passing Yards: 431 vs. ALB (7/15/00)
 Touchdowns: 11 vs. CAR (7/7/01)

QUARTERBACK RATING

QUARTERBACK	YEARS	RATING
Mark Grieb	1997, 99-2008, 2011-12	121.5
Raymond Philyaw	2000-2008, 2010	118.7
Aaron Garcia	1995-08, 2010-12	118.0
Clint Dolezel	1995-99, 2001-07	118.0
Sherdrick Bonner	1993-2008	115.8

MINIMUM 100 GAMES

COMPLETION PERCENTAGE

QUARTERBACK	YEARS	PCT.
Mark Grieb	1997, 99-2008, 2011-12	67.1
Clint Dolezel	1995-99, 2001-07	65.9
Aaron Garcia	1995-08, 2010-12	64.8
John Dutton	2000-08, 2010-12	63.2
Andy Kelly	1993-2007	62.4

MINIMUM 100 GAMES

PASSING YARDS

QUARTERBACK	YEARS	YARDS
Aaron Garcia	1995-08, 2010-12	55,013
Mark Grieb	1997, 99-2008, 2011-12	47,901
Clint Dolezel	1995-1999, 2001-07	44,559
Sherdrick Bonner	1993-2008	42,295
Andy Kelly	1993-2007	42,258

MINIMUM 100 GAMES

PASSING YARDS (POSTSEASON)

QUARTERBACK	YEARS	YARDS
Sherdrick Bonner	1993-2008	6,761
Mark Grieb	2000-08	5,037
Jay Gruden	1991-96, 2002-03	4,778
John Dutton	2000-08, 2010	4,057
Aaron Garcia	1995-08, 2010	4,023

MINIMUM 100 GAMES

PASS COMPLETIONS

QUARTERBACK	YEARS	COMP.
Aaron Garcia	1995-08, 2010-12	4436
Mark Grieb	1997, 99-2008, 2011-12	3,885
Andy Kelly	1993-2007	3,885
Clint Dolezel	1995-99, 2001-07	3,751
Sherdrick Bonner	1993-2008	3,361

TOUCHDOWNS

QUARTERBACK	YEARS	TDS
Aaron Garcia	1995-08, 2010-12	1,196
Clint Dolezel	1995-99, 2001-07	931
Mark Grieb	1997, 99-2008, 2011-12	922
Sherdrick Bonner	1993-2008	855
Andy Kelly	1993-2007	809

PASSING TDS (POSTSEASON)

QUARTERBACK	YEARS	TDS
Sherdrick Bonner	1993-2008	127
Mark Grieb	2000-08	112
Andy Kelly	1993-2007	81
Jay Gruden	1991-96, 2002-03	77
John Dutton	2000-08, 2010	67

MINIMUM 100 GAMES

1

SAMORA GOODSON
SA-MORE-AH
WIDE RECEIVER

6'3, 205 LBS
SE MISSOURI STATE
4TH YEAR, 4TH WITH SJ

10/07/84 HAYWARD, CALIF.
LAST TEAM: SAN JOSE WOLVES (AIFA)
ACQUIRED: SIGNED AS A FREE AGENT IN 10/2010

2012: Had one touchdown and caught seven balls for 76 yards in a 71-70 overtime win vs. ARI on 3/10 ... Made six catches for 72 yards and one touchdown (48 yards) @ UTAH on 3/24 ... Scored a touchdown for the third consecutive game and had seven catches for 69 yards ... Caught four passes for 21 yards, and recorded a half tackle, forced and recovered a fumble on special teams on 4/6 vs. SA ... Caught six passes for 118 yards and two scores in the loss @ PHI on 4/14 ... Recorded six catches for 77 yards and two touchdowns on 4/21 vs. KC ... Made appearance on 4/28 @ IDWA, but did not record any stats ... Caught five passes for 52 yards and two touchdowns on 5/5 @ ARI ... Hauled in five catches for 70 yards and two scores on 5/11 vs. UTAH ... Caught five passes for 30 yards on 5/19 @ SA ... Led the team with ten catches for 120 yards and three touchdowns in an overtime win over CHI on 5/26 ... Caught nine passes for a team-high 151 yards and four touchdowns on 6/2 @ MIL ... Caught five passes for 90 yards and two scores on 6/8 vs. ORL ... Made six receptions for 96 yards and three touchdowns on 6/17 @ KC ... Caught seven passes for 142 yards and one touchdown in the loss vs. SPO on 6/23 ... Caught six passes for 89 yards and one touchdown in the win on 6/30 @ CHI ... Made nine catches for 107 yards and two scores on 7/7 ... Caught eleven passes for 85 yards on 7/14 vs. IDWA.

2011 AFL: Appeared in seven games with the Sabercats ... Caught 46 passes for 630 yards and 12 touchdowns ... Caught two passes for 40 yards and a touchdown in the season opener on 3/11 vs. SPO ... Hauled in eight recep-

tions for 144 yards and one score, earning Offensive Player of the Game honors on 3/18 vs. KC ... Had four catches for 41 yards and a touchdown in his third consecutive game to open the season @ CHI on 3/25 ... Caught ten passes for 131 and two touchdowns on 4/1 vs. IDW ... Hauled in a season-high 11 receptions for 113 yards and four touchdowns, earning Playmaker of the Week honors vs. UTH on 4/8 ... Caught ten passes for 145 yards and three touchdowns @ TUL on 4/16 ... Had one catch for 16 yards before leaving with a season-ending shoulder injury.

2008 AFL: Was a member of the San Jose practice squad until joining the active roster in the postseason.

Other Professional Experience: 2010: Played for the San Jose Wolves of the AIFA (Arena Indoor Football Association).

College: Started two seasons at Southeast Missouri State where he tallied 37 receptions for 439 yards and four touchdowns ... **2006:** Appeared in 11 games and recorded 11 catches for 176 yards and three touchdowns ... **2005:** Appeared in 11 games and made 26 catches for 263 yards and one score ... Transferred from Citrus Community College (Glendora, Calif) where he earned All-Western State Conference and all-state honors.

Personal: Enjoys watching Darrelle Revis of the New York Jets ... Mother, Donna is a professional chef ... Father, Warren is an artist ... Has two sisters, Temani and Saran.

GOODSON'S CAREER AFL STATISTICS

YEAR	TEAM	GP	RECEIVING				RUSHING			
			NO	YDS	AVG	TD	ATT	YDS	AVG	TD
2012	SJ	18	114	1,471	12.9	27	0	0	0.0	0
2011	SJ	7	46	630	13.7	12	0	0	0.0	0
TOTALS		25	160	2,101	13.1	39	0	0	0.0	0

GOODSON'S CAREER HIGHS (SINGLE GAME)

Receptions: 11 (Two Times), Last: vs. IDWA (7/14/12)

Receiving Yards: 151 @ MIL (6/2/12)

Receiving Long: 48 vs. SPO (3/24/12)

Receiving Touchdowns: 4 (Two Times), Last: @ MIL (6/2/12)

DELVIN JOHNSON
DEFENSIVE LINEMAN

6-3, 320 LBS
MARSHALL
1ST YEAR, 1ST WITH SJ

08/21/89 SONORA, CALIF.
LAST TEAM: JACKSONVILLE SHARKS (AFL)
ACQUIRED: TRADED FROM JACKSONVILLE

AFL 2013: Assigned to the 2013 Jacksonville Sharks on a one-year rookie contract, March 8, 2013... Enters his first season in the Arena Football League.

Other Professional Experience: 2012: NFL: Signed with the National Football League's Washington Redskins as an undrafted free agent ... Later spent time as a member of the Redskins' practice squad during the 2012 season.

College: Spent his collegiate career at Marshall University ... **2011:** Started 12 of the Thundering Herd's 13 games and finished third on the team with ten-and-a-half tackles for loss ... Totaled 42 tackles, two sacks, one fumble recovery and seven quarterback hurries as a senior.

Personal: Native of Woodruff, S.C.

PLAYERS

98

FRANCIS **MAKA**

LINEBACKER

6-2, 250 LBS
HAWAII
3RD YEAR, 3RD WITH SJ05/20/85 PASADENA, CALIF.
LAST TEAM: SPOKANE SHOCK (AFL)
ACQUIRED: SIGNED AS A FREE AGENT IN 2/2011

2012 AFL: Made two-and-a-half tackles in a 71-70 overtime win vs. ARI on 3/10 ... Posted one total tackle (two unassisted), including one half sack @ UTAH on 3/24 ... Named Riddell Defensive Player of the Game, posting two sacks, forced and recovered a fumble in the 69-35 win @ SPO on 3/30 ... Recorded four total tackles and forced one fumble on 4/6 vs. SA ... Posted one tackle in the loss @ PHI on 4/14 ... Recorded three-and-a-half total tackles, two sacks and recovered a fumble in the 49-35 win over KC on 4/21 ... Forced one fumble and recorded three total tackles on 4/28 @ IOWA ... Made one total tackle and recovered a key fumble late in the fourth quarter on 5/5 @ ARI ... Started, but did not record any statistics on 5/11 vs. UTAH ... Recorded one total tackle (two assisted tackles) on 5/19 @ SA ... Recorded a sack and three-and-a-half total tackles on 5/26 vs. CHI ... Posted one tackle on 6/2 @ MIL ... Recorded one-and-a-half tackles on 6/8 vs. ORL ... DNP on 6/17 @ KC, 6/23 vs. SPO or 6/30 @ CHI ... Posted one-and-a-half sacks and two-and-a-half total tackles on 7/7 vs. NO ... Recorded two tackles and one sack on 7/14 vs. IOWA

2011 AFL: Member of the Spokane Shock before training camp, when he was assigned to San Jose ... Appeared in 12 games for the SaberCats ... Made 22 total tackles (20 solo) ... Recorded five sacks ... Recovered three fumbles and blocked a kick ... Made first AFL appearance on 3/11 vs. SPO ... Named Defensive Player of the Game when he registered two sacks @ KC on 3/18 ... Recorded two-and-a-half tackles, one of which was for a loss on 4/8 vs. UTH ... Made two tackles and had one sack @ TUL on 4/16 ... Recorded one sack vs. PHI on 4/22 ... Made a season-high four tackles, recovered a fumble and blocked an extra point attempt on 5/7 vs. ARI ... Recorded two-and-a-half

tackles, one sack and recovered a fumble @ PIT on 5/14 ... Had one tackle and a fumble recovery on 5/21 @ UTH ... Made three tackles vs. GED on 5/28 ... Registered one tackle on 7/9 vs. ORL ... Recorded one tackle @ SPO on 7/16 ... Had two tackles 7/23 @ TB.

Other Professional Experience: 2010: IFL: Spent season with the Arkansas Diamonds ... Appeared in nine games ... Recorded 23.5 total tackles and six-and-a-half sacks.

College: Played two seasons at Hawaii ... Totaled 27 tackles, two-and-a-half sacks and two passes defended in 16 games for the Warriors ... **2006:** Joined the team mid-season, seeing first action @ Boise State on 10/17 ... Appeared in eight games ... Started one game, filling in at defensive tackle @ New Mexico State on 11/8 ... Recorded a season-high six tackles, including two tackles-for-loss and one-and-a-half sacks in road win over Aggies ... Finished season with ten tackles, three tackles-for-loss and four quarterback hurries ... **2007:** Appeared in eight games as a reserve defensive lineman ... Recorded season-high five tackles and lone sack against Utah State on 10/6 ... Had four tackles against Northern Colorado on 9/1 ... Posted three tackles and one quarterback hurry against Charleston Southern on 9/22 ... **2004-06:** Originally played for the Arizona Wildcats before transferring to the College of San Mateo.

Personal: Attended high school at Bellarmine Prep in San Jose, Calif. ... Has three sisters and one brother ... Parents are Mia and John.

MAKA'S CAREER AFL STATISTICS

YEAR	TEAM	GP	TACKLES	TFL	SCK	MISC.		FF		
						INT	FR			
2012	SJ	15	25	13	31.5	10.5	9.0	0	3	3
2011	SJ	12	20	4	22.0	6.0	5.0	0	3	0
TOTALS		27	45	17	53.5	16.5	14.0	0	6	3

MAKA'S CAREER HIGHS (SINGLE GAME)

Tackles: 4 (Two Times), Last: @ SPO (3/24/12)
Sacks: 2.0 (Three Times), Last vs. KC (4/21/12)
Tackles for Loss: 2.0 vs. KC (3/18/11)

Fumble Recovery: 1 (Six Times) Last: @ ARI (5/5/12)
Forced Fumbles: 1 (Three Times), Last vs. NO (7/7/12)

50



RAYMOND MCNEIL

OFFENSIVE LINEMAN

6-2, 310 LBS
FORT VALLEY STATE
4TH YEAR, 1ST WITH SJ

10/14/84 RIVERSIDE, CALIF.
LAST TEAM: MILWAUKEE MUSTANGS (AFL)
ACQUIRED: SIGNED AS A FREE AGENT IN 12/2012

AFL 2012: Appeared in 14 games, 13 of which were starts, for the Milwaukee Mustangs on their offensive line ... Made his 2012 debut on 3/17 @ ARI ... Started on 3/23 @ NO, vs. PIT on 3/29 and on 4/14 @ SPO ... DNP on 4/21 @ CHI ... Returned to the starting lineup vs. UTAH on 4/28 and started @ PHI on 5/5 ... DNP on 5/11 vs. CLE ... Returned as a reserve vs. GEO on 5/18 ... Started on 5/26 @ TB, vs. SJ on 6/2, on 6/8 vs. PHI and on 6/16 @ PIT ... DNP vs. ARI on 6/22 ... Returned to the starting lineup on 6/29 @ CLE and also started on 7/6 @ JAC ... DNP on 7/14 vs. CHI ... Made his last appearance of 2012 on 7/22 @ ORL.

AFL 2011: Made 15 appearances, all starts, which were split between the Utah Blaze and Spokane Shock ... Made his 2011 debut on 3/17 vs. TB ... Started on 3/26 @ ORL, vs. DAL on 3/31, on 4/8 @ SJ, vs. SPO on 4/15 and on 4/23 @ ARI ... DNP on 5/6 @ GEO ... Returned to the starting lineup on 5/14 vs. MIL and started on 5/21 vs. SJ as well as 5/27 @ IOWA ... Traded to the Shock in Week 11 ... Made

Shock debut on 6/10 vs. PHI ... Started vs. CHI on 6/18, on 6/25 @ NO, @ ARI on 7/2, on 7/9 vs. UTAH and 7/16 vs. SPO ... DNP in the regular season finale @ JAC on 7/23 ... **Play-offs:** Started the Shock's playoff loss @ ARI on 7/29.

AFL 2010: Spent his rookie season with the Milwaukee Iron, helping to anchor a record-setting offense that led them to an 11-5 record ... Appeared in ten games and scored one rushing touchdown.

Other Professional Experience: 2009: af2: Earned First Team All-af2 honors for the Milwaukee Iron ... **2008: af2:** Earned First Team All-af2 honors as a rookie with the Green Bay Blizzard.

College: Attended Fort Valley State University (Ga.) and was a perennial All-Southern Intercollegiate Athletic Conference (SIAC) selection during his career.

MCNEIL'S CAREER AFL STATISTICS

YEAR	TEAM	GP	RECEIVING				LG
			NO	YDS	AVG	TD	
2012	MIL	14	0	0	0	0	-
2011	UTAH/SPO	15	0	0	0	0	-
2010	MIL	10	0	0	0	0	-
TOTALS		39	0	0	0	0	-

MCNEIL'S CAREER HIGHS

Games Played in a Season: 15 in 2011

70



JORDAN MUDGE

OFFENSIVE LINEMAN

6-4, 320 LBS
NEVADA
1ST YEAR, 1ST WITH SJ

08/08/89 FRESNO, CALIF.
LAST TEAM: NEVADA (NCAA)
ACQUIRED: SIGNED AS A FREE AGENT IN 2/2013

College: Attended University of Nevada and spent the final two seasons of his collegiate career there following his transfer from Bakersfield (Calif.) Junior College ... **2011-2012:** Appeared in eight games as a reserve for the Wolf Pack ... **2010:** Earned first-team all-conference, all-state and All-American honors as a sophomore at Bakersfield.

Personal: Son of Stacy and Randy Mudge ... Lists most memorable sports moment as winning Golden Empire Bowl in the final seconds ... Enjoys playing golf, video games and spending time with his wife, Sarah, in his free time.

PLAYERS

10

MITCH MUSTAIN

QUARTERBACK

6-3, 230 LBS
USC
1ST YEAR, 1ST WITH SJ

2/27/88 FAYETTEVILLE, ARK.
LAST TEAM: GEORGIA FORCE (AFL)
ACQUIRED: SIGNED AS A FREE AGENT IN 1/2013

2012: AFL: Signed with the Georgia Force, but eventually decided to agree to a minor league baseball deal with the Chicago White Sox prior to the beginning of the season.

Other Professional Experience: **2011:** CFL: Spent time with the Hamilton Tiger-Cats of the Canadian Football League in their preseason.

College: Attended the University of Southern California from 2007-10 following his transfer from Arkansas ... Appeared in 17 games for USC, mostly in relief ... Appeared in eight games for Arkansas ... **2010:** Appeared in seven games at quarterback, making one start against Notre Dame ... Completed 41-of-73 passes for 348 yards with one touchdown and one interception ... Also posted a rushing touchdown ... **2009:** Made two appearances at quarterback and was listed on the depth chart as the backup punter ... **2008:** Saw action in eight games, completing 11-of-16 passes for 157 yards with a pair of touchdowns and interceptions ... **2007:** Sat out his sophomore season due to NCAA transfer regulations ... **2006:** Started eight games as a true freshman for the Arkansas Razorbacks, appearing in 12 ... Entered Arkansas as one of the most heralded recruits in the country ... Made eight starts for the

Razorbacks and threw for 894 yards with ten touchdowns.

Personal: Majored in international relations at USC ... He and former Trojan teammate Damian Williams founded a campus Bible study group, Generate USC ... Some of his artwork was displayed at the 2010 "Artletics" on-campus exhibit that featured the works of USC student-athletes ... Attended Springdale (Ark.) High ... Named the 2005 Gatorade, USA Today and Parade Magazine National Player of the Year, as well as an EA Sports All-American, Rivals.com All-American, Scout.com All-American first team, Arkansas Associated Press Super Team, Arkansas Democrat-Gazette All-Arkansas Co-Offensive Player of the Year and Northwest Arkansas Morning News Player of the Year as a senior ... Completed 190-of-270 passes (70.4%) for 3,817 yards (an Arkansas Class 5A season record) with 47 touchdowns and just six interceptions in 2005, as well as rushed for 141 yards on 30 carries with seven touchdowns. He led Springdale to a 14-0 record, the state championship and a No. 2 national ranking in 2005 ... As a junior in 2004, he was 139-of-222 (64.7%) for 2,169 yards with 20 passing scores and only five interceptions ... Also ran for 350 yards and 14 touchdowns, as Springdale went 12-1 and advanced to the Class 5A semifinals.

PLAYERS

6



JC NEAL

DEFENSIVE BACK

6-0, 200 LBS
NC STATE
3RD YEAR, 1ST WITH SJ

01/14/87 SUMTER, S.C.
LAST TEAM: KANSAS CITY COMMAND (AFL)
ACQUIRED: SIGNED AS A FREE AGENT IN 1/2012

AFL 2012: Started all 18 games for the Kansas City Command ... Led the team in tackles with 116.5 (108 solo) ... Posted an interception, forced two fumbles and recovered one as well ... Made his 2012 debut for the Command on 3/16 vs. JAC and made four tackles ... Intercepted a pass that he returned 45-yards and also had three tackles on 3/23 @ CLE ... Recorded six-and-a-half tackles and broke up three passes on 3/29 vs. ARI ... Posted five tackles and recovered a fumble on 4/7 @ CHI ... Led the team with seven-and-a-half tackles on 4/21 @ SJ ... Notched two tackles and broke up one pass on 4/30 @ TB ... Led the team with eight tackles and one pass breakup on 5/5 vs. SA ... Posted five-and-a-half tackles and broke up one pass on 5/12 @ IOWA ... Recorded five tackles and forced two fumbles on 5/19 @ PIT in the Command's first win of the season ... Notched seven-and-a-half tackles on 5/26 vs. GEO ... Made a season-high 12.5 total tackles (12 solo) vs. UTAH on 6/2 ... Led the team with nine total tackles (eight solo) and broke up one pass on 6/9 @ SPD ... Recorded five-and-a-half tackles and two pass breakups in a win vs. SJ on 6/17 ... Led the team with 12 tackles on 6/23 vs. CHI ... Made three-and-a-half tackles and broke up one pass @ SA 6/30 ... Posted six-and-a-half tackles, one of which was for a loss on 7/7 vs. IOWA ... Recorded six tackles vs. SPD on 7/14 ... Led the team with seven-and-a-half tackles in his season finale on 7/21 @ ARI.

AFL 2011: Appeared in all 18 games, 17 of which were starts as a rookie for the Tulsa Talons ... Earned Second Team All-Arena honors ... Led the Talons in tackles with 109.5 (94 solo), as well as in interceptions, with nine ... Also forced five fumbles and recovered four more ... Made his AFL debut on 3/13 @ GEO and posted seven-and-a-half tackles, one of which was for a loss ... Led the team with seven-and-a-half tackles and forced a fumble on 3/19 @ DAL ... Notched four tackles on 3/28 vs. ARI ... Led the team with five tackles and four pass breakups 4/2 @ PIT ... Tallied a team-high eight-and-a-half tackles and a fumble recovery vs. SJ on 4/16 ... Posted three tackles in a win on 4/23 vs. IOWA ... Had five tackles @ CLE on 4/29 ... Posted a team-high eight tackles, forced two fumbles, recovered a fumble and had an interception vs. CHI on 5/7 ... Had five

tackles and recovered a fumble on 5/13 @ ND ... Led the team with seven tackles and also added an interception on 5/21 vs. KC ... Made three-and-a-half tackles and recovered a fumble on 5/29 @ CHI ... Returned two interceptions for touchdowns and also scored on a kickoff return, while posting six tackles vs. UTAH on 6/11 ... Intercepted two more passes, and returned one for a 50-yard touchdown while tallying a team-high six-and-a-half tackles @ PHI on 6/17 ... Made a career-high 11 tackles and had his fifth interception in his last three games on 6/25 vs. DAL ... Posted three-and-a-half tackles @ IOWA on 7/1 ... Intercepted with a team-high six tackles, intercepted a pass, forced and recovered a fumble on 7/9 vs. TB ... Made a team-high ten-and-a-half tackles on 7/16 vs. ORL ... Concluded his rookie campaign with two tackles and his ninth interception on the year @ KC on 7/23.

Other Professional Experience: 2009: NFL: Worked out for the Miami Dolphins of the National Football League as an undrafted free agent.

College: Attended North Carolina State from 2005-08 ... Saw a lot of action defensively as a safety and cornerback as well as on special teams ... **2008:** Recorded 80 total tackles as a senior for the Wolfpack and also forced a pair of fumbles and recovered one more ... Factored into special teams, returning one kickoff for a touchdown ... **2007:** Posted 38 total tackles and recovered a fumble as a junior ... Returned a punt for a touchdown ... **2006:** Tallied 12 total tackles as a sophomore and recovered a fumble ... **2005:** Played sparingly as a freshman in Raleigh, recording eight total tackles.

Personal: Played at Lakewood High School in Sumter, S.C. ... Rushed for 1,401 yards and scored 19 touchdowns as a senior and also hauled in nine passes for 117 yards ... Returned 10 kickoffs for 355 yards, and two for touchdowns ... Recorded 88 tackles and six PBLUs on defense ... Also blocked a punt and returned it for a score ... Was the 3A back of the year in South Carolina ... Earned all-state and all-conference honors ... Was a SuperPrep All-American as a junior.

NEAL'S CAREER AFL STATISTICS

YEAR	TEAM	GP	UT	TACKLES				MISC.			
				AT	TOT	TFL	SCK	INT	FR	FF	
2012	KC	18	108	17	116.5	2	0	1	1	2	
2011	TUL	18	94	31	109.5	1	0	9	4	5	
TOTALS		36	202	48	226.0	3	0	10	5	7	

NEAL'S CAREER HIGHS (SINGLE GAME)

Tackles: 12.5 vs. UTAH (6/2/12)
Solo Tackles: 12 vs. UTAH (6/2/12)
Interceptions: 2 (Two Times), Last: @ PHI (6/17/11)

Forced Fumbles: 2 (Two Times), Last: @ PIT (5/19/12)
Fumble Recoveries: 1 (Five Times), Last: @ CHI (4/7/12)

23



ERIC NORWOOD

DEFENSIVE LINEMAN

6-1, 260 LBS
SOUTH CAROLINA
1ST YEAR, 1ST WITH SJ

06/24/79 ATLANTA, GA.
LAST TEAM: TAMPA BAY STORM (AFL)
ACQUIRED: SIGNED AS A FREE AGENT IN 9/2011



Other Professional Experience: **2012 UFL:** Played for the Virginia Destroyers of the UFL (United Football League) ... **2011 NFL:** Played in 13 games for the Carolina Panthers ... Made seven tackles, including six solo as well as six special teams tackles ... **2010 NFL:** Drafted in the fourth round (124th overall) by the Carolina Panthers ... Played in 15 games, recording six tackles, one sack and one forced fumble ... Had ten special teams tackles and returned one kickoff for 17 yards.

College: **2009:** Started 13 games as linebacker ... Had seven sacks, 81 tackles, two interceptions and one forced fumble ... Named First-team All-American by the Associated Press and was First-Team All-Southeastern Conference ...

2008: Started 13 games as linebacker ... Led conference with nine sacks ... Made 75 tackles and recovered two fumbles while being a First-Team All-Southeastern Conference selection ... **2007:** Made 12 starts as defensive end ... Set a school record with 19.5 tackles for loss ... Made six sacks and three fumble recoveries along with 69 tackles ... Was a First-Team All-Southeastern Conference selection ... **2006:** Played in 13 games at defensive end ... Had 30 tackles and seven sacks ... Was a First-team Freshman All-American and First-Team Freshman All-Southeastern Conference.

Personal: Attended North Cobb HS in Kennesaw, Ga.

PLAYERS

3





NICH PERTUIT
NICK PURR-TWEE
KICKER



5-11, 195 LBS
UIK
3RD YEAR, 2ND WITH SJ

04/07/83 BILLINGS, MONT.
LAST TEAM: IOWA BARNSTORMERS (AFL)
ACQUIRED: SIGNED AS A FREE AGENT IN 4/2012

2012 AFL: Assigned to the SaberCats on 4/4 ... Made SaberCats debut on 4/6 vs. SA, converting 10-11 extra points ... Made seven of eight extra points and was a part of two successful inside kicks on 4/14 in the loss @ PHI ... Made all seven of his extra point attempts on 4/21 vs. KC ... Converted 10-11 extra points in the win @ IOWA on 4/28 ... Made all 11 of his extra point attempts and had a successful inside kick on 5/5 @ ARI ... Was a perfect ten for ten on extra points on 5/11 vs. UTAH ... Converted all five of his attempted extra points on 5/19 @ SA ... Converted 10-11 extra points on 5/26 vs. CHI ... Converted eight out of ten extra point attempts ... Made first field goal of his SaberCats career, converting a 40-yard attempt and made six out of seven extra points on 6/8 vs. ORL ... DNP on 6/17 @ KC ... Converted three of four extra points on 6/23 vs. SFO ... Made nine of 11 extra points on 6/30 @ CHI ... Converted seven of eight extra points on 7/7 vs. ND ... DNP on 7/14 vs. IOWA.

2011 AFL: Appeared in ten games for the Iowa Barnstormers, converting 53-64 extra points (83%) and 6-11 field goals ... Finished fourth on the team in scoring, posting 71 points.

Other Professional Experience: 2009-10 SIFL: Spent two seasons with the Abilene Ruff Riders of the Southern Indoor Football League (SIFL) ... Over two seasons, converted 60-71 (84%) of his extra point attempts and finished second on the team in scoring in 2009.

College: Attended the University of Incarnate Word (UIW) in San Antonio, where he played soccer and received both a B.S. in Physical Education, as well as a Master of Science in Kinesiology ... During his time at UIW he was a four-year starter and served as team captain in both his junior and senior seasons ... Also an all-conference and all-region player at UIW, and twice was nominated for the Cardinals' Student-Athlete of the Year award.

PERTUIT'S CAREER AFL STATISTICS

YEAR	TEAM	GP	KICKING					
			XPM	XPA	PCT	FGM	FGA	LG
2012	SJ	13	103	114	90.4	1	2	40
2011	IOWA	10	53	64	82.8	6	11	37
TOTALS		23	156	178	87.6	7	13	40

PERTUIT'S CAREER HIGHS (SINGLE GAME)

Extra Points Made: 11 @ ARI (5/5/12)

Extra Points Attempted: 11 (Five Times), Last: @ CHI (6/30/12)

21



JAMARKO SIMMONS

WIDE RECEIVER

6-3, 235 LBS
WESTERN MICHIGAN
3RD YEAR, 1ST WITH SJ

09/23/86 FLINT, MICH.
LAST TEAM: JACKSONVILLE SHARKS (AFL)
ACQUIRED: SIGNED AS A FREE AGENT IN 1/2013



PLAYERS

2012 AFL: Made 15 appearances in 2012 ... Had 72 receptions for 751 receiving yards and 16 touchdowns, also had 31 rushing yards and six touchdowns in 22 attempts ... On defense he made eight-and-a-half-tackles and once forced fumble ... Had three rushing yards and 13 receiving yards on 4/13 against UTH ... Made four catches for 54 yards in a victory against CLE on 4/21 ... Put up big numbers against SPO with 112 receiving yards and two touchdowns on eleven catches while also making one solo tackle on defense ... Got two rushing touchdowns and one more receiving touchdown along with 45 all-purpose yards and one solo tackle in a victory against NO on 5/4 ... Rushed for five yards and one touchdown and caught two passes for 34 yards on 5/12 in PHI ... Caught five passes for 43 yards and made a tackle on defense against DW 5/19 ... In a victory against DRL he caught five passes for 58 yards with one touchdown on 5/25 ... Had one rushing and receiving touchdown along with 57 total yards of offense and one tackle on defense in a loss against TB on 6/2 ... Made it to the end zone three times on four catches for 31 yards against GEO on 6/9 ... Got two more receiving touchdowns and 54 receiving yards at home against PHI in a loss on 6/16 ... Caught two passes for 26 yards and one touchdown and rushed for another on 6/23 at home against CLE ... Had 77 receiving yards on nine catches and a touchdown against NO on 6/30 ... Had two tackles and 36 receiving yards in a key victory against MIL on 7/6 ... Got a season-high 20 rushing yards on four attempts and caught the ball four times for 42 yards and a touchdown against DRL on 7/14 ... Made six catches for 66 yards and three touchdowns to close out the regular season in PIT on 7/20 ... **Playoffs:** Made five catches for 51 yards and a touchdown in a close victory on 7/28 against GEO ... Caught the ball three times for 27 yards in a road loss in PHI on 8/3.

2011 AFL: Led the Sharks to victory in ArenaBowl XXIV as a rookie ... Played in nine games and had 265 receiving yards with ten touchdowns along with 11 yards and

seven touchdowns on the ground and nine-and-a-half tackles on defense ... Caught the ball twice for six yards in his first game against ARI on 3/12 ... Got his first rushing touchdown and assisted in a tackle against GEO on 3/18 ... Caught two passes for 22 yards and made a solo tackle on 3/26 at home against NO ... Ran to the end zone twice on two rushing attempts and had another solo tackle against PIT on 4/16 ... Had one catch for 14 yards and four rushing yards and a touchdown in a close victory against DRL on 6/11 ... Made five catches for 56 yards and a touchdown along with two solo tackles at home against MIL on 6/18 ... Added 52 more receiving yards on five catches for two touchdowns in a victory against cross-state rivals TB on 6/25 ... Found the end zone four times (three in the air, one on the ground) and had 65 all-purpose yards in SJ on 7/1 ... Had four receiving touchdowns and 44 receiving yards in the final regular season matchup against SPO on 7/22 ... **Playoffs:** Had two touchdowns on the ground in his first playoff game against DRL on 7/29 ... Caught the ball six times for 48 yards and two touchdowns and added another touchdown on the ground along with three tackles on defense in a victory against GEO on 8/8 ... Caught four passes for 51 yards and two touchdowns in ArenaBowl XXIV to help lead the Sharks over ARI on 8/12.

Other Professional Experience: **2011 NFL:** Practice squad player for the New York Jets of the National Football League ... **2011 UFL:** Signed by the Virginia Destroyers of the United Football League and helped lead them to victory in the 2011 UFL Championship Game ... **2009 NFL:** Practice squad player for the Green Bay Packers of the NFL.

College: 2004-2008: All-American receiver at Western Michigan ... All-time receptions leader for the Broncos ... Was first in the Mid-American Conference in receptions with 104 and was second in receiving yards with 1,276 during his senior year ... Recorded 260 catches for 3,019 yards and 17 touchdowns during his Broncos career.

SIMMONS' CAREER AFL STATISTICS

YEAR	TEAM	GP	RECEIVING				RUSHING			
			NO	YDS	AVG	TD	RUS	YDS	AVG	TD
2012	JAC	15	72	751	10.4	16	22	31	1.4	6
2011	JAC	9	27	265	9.8	10	12	11	0.9	3
TOTALS		24	99	1,016	10.3	26	34	42	1.2	9

SIMMONS' CAREER HIGHS (SINGLE GAME)

Receptions: 11 vs. SPO (4/28/12)

Receiving Yards: 112 vs. SPO (4/28/12)

Receiving Touchdowns: 4 vs. SPO (7/22/11)

99




JASON STEWART

DEFENSIVE LINEMAN



6-0, 315 LBS
FRESNO STATE
5TH YEAR, 2ND WITH SJ

11/14/80 BAKERSFIELD, CALIF.
LAST TEAM: SACRAMENTO MOUNTAIN LIONS (UFL)
ACQUIRED: SIGNED AS A FREE AGENT IN 1/2012

2012 AFL: Assigned to the SaberCats on 6/1 ... Made SaberCats debut on 6/17 @ KC and recorded a half sack and two total tackles ... DNP on 6/23 vs. SPD, 6/30 @ CHI, 7/7 vs. NO or 7/14 vs. IOWA.

Other Professional Experience: 2009-11: UFL: Played for two seasons with the Sacramento Mountain Lions ... **2003-05: NFL:** Signed as an undrafted free agent late in 2003 and spent time as a reserve with the Indianapolis Colts of the National Football League.

2008 AFL: Recorded 18.5 total tackles and two-and-a-half sacks for the Avengers.

2007 AFL: Posted 22 total tackles, four-and-a-half sacks, three forced fumbles, five fumble recoveries and an interception in his second year with the Avengers.

2006 AFL: Recorded seven total tackles and one sack in his rookie season with the Los Angeles Avengers.

College: 2002: Had a breakout senior season for Fresno State, posting 79 tackles, five sacks, a forced fumble and

an interception ... **2001:** Played in 11 games, starting nine ... Made 40 tackles ... Had five tackles for loss and one sack ... Racked up six tackles, including one for loss in a start vs. Nevada ... **2000:** Played in 11 games, starting seven ... Finished the season with 44 tackles (24 solo) ... Had three tackles for loss and two sacks ... Had a big game vs. UCLA, racking up a season-high ten tackles ... **1999:** Appeared in all 13 games as a backup to All-WAC tackle Alan Harper as a freshman ... Had 13 solo tackles and 20 assists ... Posted one tackle for a loss ... **1998: Redshirted his first year on campus.**

Personal: Mother's name is Claudette Madden ... Has two brothers and one sister ... Enjoys dancing, working out, shopping and all sports ... A 1998 graduate of Bakersfield High School ... Helped his team to an 11-1 record and an appearance in the Valley championship as a senior ... Holds the BHS record for defensive points scored ... Team captain as a senior for the Drillers ... Also was a member of the wrestling and track and field teams.

STEWART'S CAREER AFL STATISTICS

YEAR	TEAM	GP	UT	TACKLES				MISC.			
				AT	TOT	TFL	SCK	INT	FR	FF	
2012	SJ	2	1	2	2.0	1.0	0.5	0	0	0	
2008	LA	15	11	15	18.5	2.5	2.5	0	0	0	
2007	LA	12	14	16	22.0	7.0	4.5	1	5	2	
2006	LA	3	5	3	6.5	2.0	1.0	0	0	0	
TOTALS		32	31	36	49.0	12.5	8.5	1	5	2	

STEWART'S CAREER HIGHS (SINGLE GAME)

Tackles: 4.5 (3 solo) @ LV (5/6/07)
Sacks: 2.5 @ LV (5/6/07)
Tackles for Loss: 2.5 vs. LV (5/6/07)

Fumble Recovery: 1 (Five Times) Last: vs. UTAH (6/23/07)
Forced Fumbles: 1 (Two Times), Last: vs. CHI (6/2/07)



CLEVAN THOMAS

CLEE-VAN

DEFENSIVE BACK

5-10, 195 LBS
FLORIDA STATE
8TH YEAR, 8TH WITH SJ

04/06/79 MIAMI, FLA.
LAST TEAM: FLORIDA STATE SEMINOLES (NCAA)
ACQUIRED: SIGNED AS A FREE AGENT IN 12/2001



PLAYERS

Career: Begins his eighth AFL season, all with San Jose ... Enters the season in a tie for second place with Durwood Roquemore with 50 career interceptions, trailing ORL's Kenny McIntyre who boasts 81 career picks ... Is one of four DBs in AFL history to register five-or-more interceptions in six seasons. ... Holds a franchise record with six multi-interception games ... Has returned the most interceptions for scores in club history with eight ... Team's career leader in pass breakups, passes defended and multi-interception games ... Eclipsed the 400 plateau in career total tackles and sits in second place in team history with 418-and-a-half ... Has a streak of 62 consecutive regular season starts and has played in 94 regular season games overall ... One of the most highly decorated SaberCats in league history ... Selected as an All-Arena Second Team player last year and has been voted to the All-AFL First Team three times (2002, 2003, 2007) ... Named the AFL's Defensive Player of the Year in 2002 and 2003 ... Named the 2002 AFL Rookie of the Year and selected to the All-Rookie Team ... A 2003 All-Ironman Team selection ... Established an AFL record with 13 interceptions and a pick in seven consecutive games in 2003 ... Became the third player in team history to intercept a pass in his first game.

2008 AFL: Started all 16 games at DB for a third straight season ... Voted second-team All-AFL and named AFL Defensive Player of the Month for June and was the league's Week 16 Def. Player of the Week ... Finished first on the team and tied for third in the AFL with nine interceptions ... Tallied at least five interceptions for the sixth time in his seven seasons ... Placed tied for fifth among league leaders with 18 pass breakups ... Became the third player in AFL history with at least 50 career interceptions ... Returned two interceptions for touchdowns, giving him eight for his career, a team record ... Playing in his 46th straight game, snatched his 42nd career interception which put him in sole possession of fifth place on the AFL's all-time interception list @ CHI on 3/3 ... Tabbed as the Def. Player of the Game after collecting his 43rd career pick and returning a fumble 16 yards for a touchdown against ARI on 3/15 ... Picked off his 44th career pass and returned it 48 yards for a score for his seventh career interception return, while adding three pass breakups, including 100th of career, and five tackles vs. LA on 4/26 ... Against UTH Posted his 45th career interception moving into sole possession of fourth place on the AFL leaderboard on 5/17 ... Registered a pair of interceptions for the fifth time in his career, a team record, while tying Barry Wagner for third place on the all-time pick list with 48 career interceptions vs. TB on 6/14 ... Added his second multi-interception game of the season against GEO and sixth of his career, bringing his AFL total to 50, putting him in a tie for second place all-time while also returning one of the picks for a team career record of eight on 6/21 ... **Playoffs:** Started all three games at DB ... Established a team playoff record with eleven tackles and also recorded his sixth postseason interception, tying him for third place in franchise history vs. COL on 7/5 ... Tied his own playoff game record with eleven total tackles and recorded an interception for the fourth consecutive postseason contest, which was the seventh of his career, tying him for fourth place among all-time AFL leaders against GR on 7/12 ... Had seven tackles and a pass breakups in ArenaBowl XXII in PHI on 7/27.

2007 AFL: Started all 16 games at DB for a second straight season ... Voted first-team All-AFL and named AFL Defensive Player of the Month for June ... Team leader with nine interceptions and 21 pass breakups and second with 86 tackles ... Tied for third in the AFL with nine interceptions and third with 30 passes defended ... Tallied at least five interceptions for the fifth time in his six seasons ... Became the 8th player in AFL history with 40 career interceptions ... Moved ahead of Joe Jacobs into third place on team's career forced fumbles list with eleven ... Had career-high nine solo tackles in LA on 3/4 ... Tied Darryl Hammond for 12th place all-time with his 33rd career interception in CHI on 3/9 ... Forced his seventh career fumble that was returned for a touchdown against TB on 3/31 ... Caught his 34th career interception moving into sole possession of 12th place on the AFL list vs. COL on 4/6 ... Snared his 35th career interception moving into a tie with Chris Barber for 11th place all-time against LA on 4/21 ... Snared his fourth interception of the season and 36th career moving into a ninth place tie all-time @ ARI on 5/5 ... On 5/12 he intercepted his 37th career pass, moving into a tie with Tracey Perkins for eighth place all-time, and returned it 45-yards for a touchdown, his fifth career interception return touchdown, with his 300th career total tackle vs. LV ... Tied a team game record with two forced fumbles @ NSH on 5/25 ... Had the 38th interception of his career, moving into sole possession of eighth place on the AFL's career list vs. ORL on 6/1 ... Tallied his seventh interception of the year and 39th career @ UTH on 6/9 ... Became the eighth player in AFL history with 40 career interceptions when he snared his team-high eighth vs. ARI on 6/16 ... Tallied his 41st career interception, moving into a fifth place all-time tie, and returned it 30 yards for a touchdown, his sixth career interception return touchdown @ LV on 6/25 ... **Playoffs:** Started all three games ... Had a playoff career-high nine tackles against COL on 7/7 ... Tied a team playoff game record with two interceptions vs. CHI on 7/4 ... Had his fifth postseason interception in the ArenaBowl XXI victory against CLB on 7/29.

2006 AFL: Starting Defensive Specialist in all 16 games earning second-team All-AFL honors ... Team leader with 85 total tackles, 77 solo tackles, 13 pass breakups, four forced fumbles, three fumble returns and seven interceptions ... Tied for eighth in the AFL with seven interceptions and ranked eighth in total tackles ... Surpassed Pat McGuirk for team's career lead in passes defended and recorded his 200th career solo tackle ... Named AFL's Defensive Player of the Week in week 12 ... Had three kickoff returns for 79 yards, his first returns since the 2004 season vs. UTH on 1/28 ... Intercepted two passes setting a club record with four career multi-interception games @ LV on 2/6 ... Had eight solo tackles with a forced fumble and his 60th career pass breakups for Defensive Player of the Game in ARI on 2/12 ... Had a pass breakups to tie Pat McGuirk for team's career lead in passes defended @ CHI on 2/26 ... Notched his 28th career interception and 89th defended pass to move past Pat McGuirk as team's career leader @ UTH on 3/4 ... Snared his fifth interception of the year with a career-high ten tackles and two pass breakups for Defensive Player of the Game vs. LV on 4/4 ... On 4/22 he posted his 200th career solo tackle against AUS ... Defensive Player of the Game with his sixth interception of the year @ LA on 4/29 ... Had his 32nd career interception

tying Dameron Porter for 13th place all-time vs. CLB on 5/13 ... **Playoffs:** Starting DS in both games ... Recorded eight total tackles and a pass breakups ... Had a team-high five tackles and a 28-yard kickoff return against CHI on 6/3.

2005 AFL: Started the final 14 games of the year at DS ... Began the season on IR recovering from knee surgery ... Became San Jose's career interceptions leader with 25 passing Pat McGuirk ... Team leader with 52 total tackles, 12 pass breakups, and tied for fifth in AFL with team-high six interceptions ... Made his season debut and played for the first time in eleven months starting at DS @ NO on 2/13 ... Had two interceptions, matching a team record with three career multi-interception games, to become team's career leader with 25 and earned Defensive Player of the Game honors in COL on 4/22 ... Returned an onside kick 14-yards for his eleventh career kickoff return touchdown vs. Georgia 5/21 ... **Playoffs:** Starting DS recorded a team-high tying four tackles and a pass breakups in COL on 5/29.

2004 AFL: Played in four games before sustaining a season-ending knee injury ... Recorded 18 tackles (14 solo), two tackles for loss, five pass breakups and an interception ... Totaled 130 combined kick return yards to move into second place on team's all-time list ... Returned his 19th career interception 43-yards for a touchdown, his fourth career touchdown on interception return, for Defensive Player of the Game honors against GR on 2/28.

2003 AFL: Played in 14 games earning Defensive Player of the Year and first-team All-AFL honors for a second straight season ... Also selected to the All-Ironman Team ... Set AFL records with 13 interceptions on the year and an interception in seven straight games ... Returned a team record three of his interceptions for a touchdown and became the first player in team history with interception return touchdown in consecutive games ... League-leader with 22 pass breakups and 35 passes defended ... Twice named AFL's Defensive Player of the Month for Feb and May ... Named league's Ironman of the Week for week seven and Defensive Player of the Week in week 14 ... Had his 1st career regular season two interception game, returning one 28-yards for a touchdown, and totaled a team single-game record 10 kickoffs @ LA on 2/9 ... Returned his fourth interception of the season 44-yards for a touchdown to become the first player in team history with interception return touchdowns in consecutive games in GED on 2/16 ... Talled his league record tying 12th interception of the year, matched a team game record with a career-high six pass breakups and returned a kickoff 57-yards for a touchdown to earn MVP honors @ TB on 5/1 ... Established a new league record with his 13th interception of the year vs. LA on 5/17 ... **Playoffs:** Talled four and-a-half tackles, two pass breakups and amassed 97 yards on five kick returns vs. GED on 5/31 ... Had the second longest missed field goal return of 44 yards in team

playoff history against ARI on 6/8.

2002 AFL: Played every defensive play of every regular and post season ... Tabbed the league's Rookie of the Year and Defensive Player of the Year and named to the All-Rookie Team ... Earned Rookie of the Month honors for April ... Posted 55 total tackles, five interceptions and 18 pass breakups ... Led the AFL with six kickoff return touchdowns and had seven combined kick return touchdowns ... First player in team history to return the opening kickoff for a touchdown in consecutive games ... Tied an AFL record with a 58-yard kickoff return and set team single-game records for assisted tackles, combined kick return yards and combined kick return touchdowns ... Had an end zone interception with less than a minute to play to preserve a one-point win over ARI in his first career AFL game and became the third player in team history (Herschel Currie, Terrance Joseph) with a pick in his first game on 4/20 ... **Playoffs:** Recorded eight tackles, including six solo, four pass breakups and two interceptions in three games ... Tied a team single-game playoff record with two picks vs. ORL on 8/10 ... Had four tackles, two pass breakups and recovered a forced fumble in ArenaBowl XVI against ARI on 8/18.

2001 AFL: Signed as a free agent on Dec. 18.

College: A four-year letter winner at Florida State University ... Emerged as a starter in FSU defensive backfield during the 1999 season and recorded 16 tackles and three interceptions, second-most on the team ... Started against Virginia Tech in the 2000 Sugar Bowl and posted five tackles in FSU's 46-29 victory over the Hookies in the National Championship game ... Started all 13 games his senior season, including the 2001 Orange Bowl National Championship game, and was named second-team All-ACC ... Talled 41 tackles, nine pass breakups and a pair of interceptions ... Played in all 13 games as a sophomore contributing ten tackles and one pass broken up ... Saw action in eight games as a true freshman ... Chose to attend FSU over Miami, Clemson and Florida.

Personal: Born Clevan Nathaniel Thomas on April 6, 1979 in Miami, Fla. ... A SuperPrep All-American following his senior season at Miami Senior High School ... Played both offense and defense, throwing for more than 1,500 yards and 15 touchdowns and had five interceptions as a senior ... Listed as a top-25 high school prospect in the state of Florida by two publications ... Earned a degree from FSU in criminology with a minor in elementary education ... He and his wife Yera have a son, Clevan Jr., and daughter, Infinity ... Says he is still learning to be a husband ... Enjoys reading and lists 'The Purpose-Driven Life' as his favorite book ... Aspires to work with young people as a teacher, coach and mentor following football.

THOMAS' CAREER AFL STATISTICS

YEAR	TEAM	GP	UT	TACKLES					MISC.			
				AT	TOT	TFL	SCK	INT	FR	FF		
2008	SJ	16	69	30	84.0	0.0	0	9	3	3		
2007	SJ	16	76	20	86.0	0.5	0	9	3	5		
2006	SJ	16	77	16	85.0	1.0	0	7	3	4		
2005	SJ	14	45	14	52.0	0.0	0	5	1	0		
2004	SJ	4	14	8	18.0	2.0	0	1	0	0		
2003	SJ	14	35	7	38.5	0.0	0	13	1	2		
2002	SJ	14	46	18	55.0	0.5	0	5	0	1		
TOTALS		94	362	113	418.5	4.0	0	50	12	15		

THOMAS' CAREER HIGHS (SINGLE GAME)

Tackles: 10 vs. LV (4/14/06)
Solo Tackles: 9 @ LA (3/4/07)

Interceptions: 2 (Eight Times), Last: vs. GED (6/21/08)
Forced Fumbles: 2 @ NSH (5/25/07)

20



JUSTIN WARREN

DEFENSIVE LINE

6'3, 255 LBS
TEXAS A&M
4TH YEAR, 1ST WITH SJ

04/10/85 TYLER, TEXAS
LAST TEAM: PHILADELPHIA SOUL (AFL)
ACQUIRED: SIGNED AS A FREE AGENT IN 11/2012

2012 AFL: Appeared in eight games for the American Conference Champion Philadelphia Soul, making seven starts ... Finished the season with 14.5 total tackles, two-and-a-half sacks, three forced fumbles and a fumble recovery ... DNP on 3/18 @ NO, @ PIT on 3/23, on 4/1 vs. CLE, @ GEO on 4/7, vs. SJ on 4/14, on 4/20 vs. TB, @ ORL on 4/28, or vs. MIL on 5/5 ... Made 2012 debut for the Soul on 5/12 vs. JAC when he recorded three tackles ... Posted one-and-a-half tackles @ SPO on 5/18 ... Forced a fumble on 5/27 @ CLE ... DNP on 6/2 vs. ORL or @ MIL on 6/8 ... Recorded one total tackle and a half sack on 6/17 @ JAC ... Posted two tackles, forced a fumble and returned another 36 yards for a touchdown vs. PIT on 6/24 ... Recorded a pair of tackles @ TB on 6/29 ... Notched three tackles, a sack and a forced fumble on 7/8 vs. SPO ... Posted two tackles, including a sack in the regular season finale vs. UTAH on 7/22 ... **Playoffs:** Started all three playoff games, including ArenaBowl XXV ... Posted one-and-a-half tackles and a sack in the first round win over NO on 7/28 ... Recorded four-and-a-half tackles, a sack and forced a fumble in the blowout win vs. JAC on 8/3 in the American Conference Championship Game ... Started, but did not record any statistics in the Soul's ArenaBowl XXV loss to ARI in New Orleans on 8/10.

2011 AFL: Appeared in 15 games, all starts for the Dallas Vigilantes ... Recorded 23 total tackles, five sacks, two interceptions, forced a pair of fumbles and recovered two more ... Made his 2011 season debut on 3/12 vs. KC and posted a half tackle ... Recorded his first sack on the year vs. TUL on 3/19 ... DNP on 3/31 @ UTAH ... Returned to action @ GEO on 4/8, where he recorded a sack, forced a fumble and returned it 34 yards for a score ... Posted a pair of tackles on 4/14 vs. MIL ... Recorded a half tackle, intercepted a pass and finished with one-and-a-half tackles @ TB on 4/23 ... Posted one tackle on 4/29 @ KC ... Notched three tackles and a half sack on 5/7 vs. IOWA ... Recorded three-and-a-half tackles @ SPO on 5/14 ... Posted four-and-a-half tackles, a half sack and forced a fumble on 5/22 @ CHI ... Recorded a tackle on 5/28 vs. PIT ... Had a half sack vs. SJ on 6/4 ... Started, but did not record any statistics on 6/18

@ IOWA ... Posted two tackles @ TUL on 6/25 ... Had one sack, an interception and a fumble recovery vs. PHI on 7/2 ... DNP @ JAC on 6/9 or vs. CHI on 7/16 ... Concluded his 2011 season with a half tackle on 7/23 vs. ARI ... **Playoffs:** Notched five tackles in a first round playoff loss on 7/29 @ CHI.

2010 AFL: Made 11 appearances as a rookie for the Dallas Vigilantes ... Posted 25 total tackles, eight sacks, a forced fumble as well as a recovery ... Made his AFL debut on 4/10 @ TUL when he had a half tackle ... DNP @ TB on 4/16 ... Returned to action on 4/30 vs. OKC and recorded four tackles and a pair of sacks ... Did not record any statistics on 5/7 vs. ORL ... Posted two total tackles on 5/14 @ JAC ... DNP on 5/22 vs. CHI, on 5/29 @ MIL, vs. BOS on 6/4 or vs. TUL on 6/11 ... Recorded four tackles @ ALA on 6/19 ... Posted four total tackles and a sack on 6/26 @ OKC ... Had two tackles and a sack on 7/2 vs. IOWA ... Recorded one-and-a-half tackles and a sack vs. TB on 7/9 ... Notched two tackles and one sack @ CHI on 7/17 ... Posted one tackle vs. UTAH on 7/24 ... Recorded four total tackles and two sacks in his final game of the season @ BOS on 7/31.

Other Professional Experience: 2009: af2: Finished the season with 88.5 total tackles, 15.5 sacks and recovered five fumbles for the ArenaCup Champion Spokane Shock ... **2008: af2:** Recorded 43.5 total tackles, six-and-a-half sacks and had two fumble recoveries in 15 appearances in his first season for the Spokane Shock ... **2007: NFL:** Signed as an undrafted free agent with the New England Patriots of the National Football League and spent the preseason with the team.

College: Attended Texas A&M ... Spent four seasons (2003-06) as a linebacker in College Station ... Led the team in tackles in both his junior and senior seasons, posting 95 and 90, respectively ... As a junior in 2005, Warren was the leader in the Big 12 Conference in tackles per game at nine-and-a-half.

WARREN'S CAREER AFL STATISTICS

YEAR	TEAM	GP	UT	TACKLES				MISC.		
				AT	TOT	TFL	SCK	INT	FR	FF
2012	PHI	8	11	7	14.5	4.5	2.5	0	1	3
2011	DAL	15	15	16	23.0	5.0	5.0	2	2	2
2010	DAL	11	19	12	25.0	8.0	8.0	0	0	1
TOTALS		34	45	35	62.5	17.5	15.5	2	3	6

WARREN'S CAREER HIGHS (SINGLE GAME)

Tackles: 4.5 @ CHI (5/22/11)
Interceptions: 1 (Two Times), Last: vs. PHI (7/2/11)

Sacks: 2 @ BOS (7/31/10)

73



TJ WATKINS

OFFENSIVE LINE

6-4, 335 LBS
CLEMSON
5TH YEAR, 1ST WITH SJ

10/03/78 AUGUSTA, S.C.
LAST TEAM: CHICAGO RUSH (AFL)
ACQUIRED: SIGNED AS A FREE AGENT IN 1/2013

2012 AFL: Made nine starts in 2012 for the Chicago Rush ... Had five catches for 48 yards and two touchdowns, two rushing yards in one attempt and one solo tackle ... Made one catch for nine yards in the season opener victory against TB on 3/10 ... Made one solo tackle on 4/14 against GEO ... Racked up 22 receiving yards and one touchdown in two catches against SA on 4/28 ... In a loss against SJ on 5/26 he caught one pass for 18 yards and a touchdown ... Got two rushing yards on one attempt in the season finale against CLE on 7/21.

2011 AFL: Played in 14 regular season and two playoff games for the Chicago Rush ... Made three catches for 39 yards with one touchdown and three solo tackles ... Made one tackle in the season opening victory against MIL on 3/14 ... Got one solo tackle on 4/30 against NO ... Made one catch for six yards in ARI on 5/14 ... Caught one pass for eleven yards and one touchdown and made one solo tackle in a victory against DAL on 5/22 ... On 7/9 had 22 receiving yards in one catch in GEO.

2010 AFL: Had a highlight year with the Cleveland Gladiators, accumulating 18 yards and two touchdowns in three receptions, 14 rushing yards and three touchdowns in five attempts and half a tackle while on defense.

2008 AFL: Made seven receptions for 34 yards and one touchdown and 21 rushing yards and one touchdown in eight attempts in his rookie year with the Grand Rapids Rampage.

Other Professional Experience: 2003-04: NFL: Signed with the Buffalo Bills of the National Football League.

College: Three year starter at Clemson ... Had 104 knock-down blocks during his senior season in 2001 ... Named Preseason Second-Team All-ACC as a senior at Clemson.

Personal: Son of Eddie Watkins, who was one of the offensive linemen who played opposite Burt Reynolds in the movie "The Longest Yard."

WATKINS' CAREER AFL STATISTICS


YEAR	TEAM	GP	NO	RECEIVING			RUSHING			
				YDS	AVG	TD	RUS	YDS	AVG	TD
2012	CHI	9	5	48	9.6	2	1	2	2.0	0
2011	CHI	16	3	39	13.0	1	0	0	0.0	0
2010	CLE	13	3	18	6.0	2	5	14	2.8	3
2008	GR	16	7	34	4.9	1	8	21	2.6	1
TOTALS		54	18	139	7.7	6	14	37	2.6	4

WATKINS' CAREER HIGHS (SINGLE GAME)

Receptions: 2 @ SA (4/28/12)

Receiving Yards: 22 (Two Times). Last: @ SA (4/28/12)

17



HUEY WHITTAKER

WIDE RECEIVER

6-5, 225 LBS
SOUTH FLORIDA
7TH YEAR, 2ND WITH SJ

06/19/81 CALIF.
LAST TEAM: BC LIONS (CFL)
ACQUIRED: SIGNED AS A FREE AGENT IN 11/2011



2012 AFL: Opened the season with one touchdown (100th of his career) and eight catches for 94 yards in a 71-70 overtime win vs. ARI on 3/10 ... Caught six passes for 59 yards and a touchdown (including the Cutlers Catch of the Game in the third quarter) and carried the ball three times for seven yards and another score on 3/24 @UTAH ... DNP on 3/30 @SPD ... Caught seven passes for 64 yards and a season-high three touchdowns on 4/6 vs. SA ... Recorded five receptions for 49 yards and a touchdown in addition to being named the JLS Ironman of the Game, posting two total tackles on defense and special teams on 4/14 @PHI ... Carried the ball twice for eight yards, including a two-yard scoring run along with three total tackles defensively vs. KC on 4/21 ... DNP on 4/28 @IOWA or 5/5 @ARI ... Returned to the lineup on 5/1 vs. UTAH and caught three passes for 51 yards and carried the ball once for a one yard touchdown ... DNP on 5/19 @SA ... Took home JLS Ironman of the Game honors after his performance on 5/26 vs. CHI when he caught five passes for 91 yards and three touchdowns and led the team in tackles with nine-and-a-half ... Caught a team-high 11 passes for 120 yards and three touchdowns on 6/2 @MIL ... Hauled in a team-high eight catches for 124 yards, two scores, scored a rushing touchdown and recovered a fumble on defense on 6/8 vs. ORL ... Caught five passes for 64 yards and carried the ball three more times for five yards. He converted a pair of two point conversions and made one tackle on 6/17 @KC ... Caught three passes for 26 yards, recorded four-and-a-half tackles forced a fumble and recovered two more, one of which he returned 17-yards for a touchdown on 6/23 vs. SPD ... DNP on 6/30 @CHI or 7/7 vs. NO ... Caught nine passes for 91 yards and three touchdowns on 7/14 vs. IOWA ... **Playoffs:** Made nine receptions for 87 yards and three touchdowns in the first round playoff loss @ARI on 7/28.

2011 AFL: Started in 16 games for the Tampa Bay Storm in 2011 ... Named AFL Ironman of the Week in Week 1, AFL Offensive Player of the Week in Week 7, tied for team lead with 125 receptions, second with 1,405 yards receiving and 28 touchdown receptions ... Saw action at jack linebacker ... Had a touchdown reception in 12 consecutive games (Ended vs. JAC) ... Had six 100+ yard games on the season ... Had seven straight multi-touchdown games during season for a total of eight ... Led all receivers with ten receptions, accumulated 80 yards receiving and two-and-a-half tackles on defense on 3/11 @NO ... Caught six passes for 64 yards and a touchdown on 3/17 @UTH ... Led all receivers with ten catches, had 103 yards and one touchdown ... Added two tackles in the fourth quarter vs. CLE on 3/27 ... Caught eight passes for 85 yards and two touchdowns on 4/1 @JAC ... Caught five passes for 75 yards and a touchdown @PHI on 4/15 ... Named Offensive Player of the Week with a 15 catch, 193 yard, five touchdown performance - all top-ten single-game performances in TB franchise history on 4/23 vs. DAL ... Led all receivers with eight catches, 113 yards and two touchdowns and surpassed 4,000 career receiving yards @MIL on 4/30 ... Led all receivers with 11 receptions, had two touchdowns and 117 yards receiving and a net recovery for a touchdown on 5/6 @ORL ... Caught seven passes for 51 yards and two touchdowns, recorded one tackle on 5/13 vs. KC ... Snagged 11 balls for 123 yards and three scores against his former team on 5/20 @SPD ... Caught 12 passes for 121 yards and two touchdowns and surpassed 100 receptions on the season @GEO on 6/4 ... Caught five passes for 96 yards and three

touchdowns on 6/1 vs. PIT ... Caught five passes for 44 yards and a touchdown vs. ORL on 6/17 ... Hauled in five passes for 71 yards on 6/25 @JAC ... Caught three passes for 33 yards and touchdown vs. NO on 7/1 ... Made four catches for 44 yards and two touchdowns on 7/9 @TUL ... Placed on Other League-Exempt on 7/11.

2010 AFL: The offensive key to Spokane's meteoric success in 2010, Whittaker had 144 receptions for 1,653 yards and 37 touchdowns for the Shock in the team's inaugural AFL season en route to the ArenaBowl XXIII Championship ... He also rushed twice for three yards and one touchdown ... Named ArenaBowl XXIII Ironman of the Game ... Named AFL All-Arena Second Team ... Had 14 multi-touchdown games that season ... Started every game at wide receiver for Spokane ... Had eight 100+ yard receiving games ... Caught 12 passes for 102 yards and four touchdowns on 4/2 vs. MIL ... Hauled in 12 balls for the second week in a row, for 95 yards and two touchdowns @UTH on 4/9 ... Had eight receptions for 98 yards and three touchdowns on 4/17 vs. BOS ... Recorded 11 receptions for 149 yards and three scores vs. CLE on 5/1 ... Registered seven catches for 83 yards and two touchdowns on 5/7 @ARI ... Posted 13 grabs for 152 yards and three touchdowns on 5/16 @OKL ... Started season with six straight multi-touchdown games ... Caught a season-low five balls for 43 yards and one touchdown vs. UTH on 5/22 ... Made six catches for 49 yards and a touchdown on 5/29 vs. JAC ... Had 11 catches for 122 yards and two touchdowns @ORL on 6/12 ... Scored in each of the first nine games of the season ... Made seven catches for 87 yards vs. TUL on 6/18 ... Hauled in seven grabs for 99 yards and two touchdowns on 6/26 @MIL ... Recorded six catches for 73 yards and one touchdown vs. ARI on 7/2 ... Made 11 catches for 153 yards and a season-high five touchdowns on 7/10 @CLE ... Had 11 catches for 104 yards and three scores on 7/16 @IOWA ... Registered six receptions for 69 yards and three touchdowns vs. CHI on 7/23 ... Tallied a season-high 175 yards off of 11 catches for two touchdowns @JAC on 7/30 ... **Playoffs:** Had three receptions for 34 yards and two touchdowns in the team's first playoff game vs. ARI on 8/6 ... Recorded 14 catches for 165 yards and four touchdowns, along with two rushes for six yards and one score, for a total of five total touchdowns vs. MIL on 8/12 ... Hauled in eight receptions for 82 yards and four scores in Arenabowl XXIII vs. TB on 8/20 ... Named Arenabowl XXIII Ironman of the Game ... Also had six tackles on the day.

2008 AFL: First Team All-Arena selection with the Utah Blaze ... Caught 126 balls for 1,547 yards and 40 all-purpose touchdowns ... Seven 100+ yard games receiving ... Touchdowns in 16 of 17 games ... 11 games with multiple touchdowns ... Made three catches for 83 yards and two touchdowns and had two rushes for four yards and two more scores on 3/1 vs. ARI ... Made eight receptions for 116 yards and three touchdowns on 3/9 @CLE ... Posted 11 catches for 130 yards and one rushing touchdown on 3/14 @ORL ... Made 12 grabs for 131 yards and four total touchdowns vs. CLB on 3/21 ... Tallied 11 catches for 161 yards and four touchdowns vs. GEO on 3/29 ... Made six catches for 67 yards and three touchdowns on 4/5 @PHI ... Hauled in eight catches on 4/12 @LA ... Had six receptions for 49 yards on 4/18 vs. SJ ... Posted 20B receiving yards off of a season-high 20 catches and two touchdowns and also rushed twice for four yards and one score on 4/25 @NO

... Pulled in 11 catches for 117 yards and four touchdowns vs. KC on 5/3 ... Made seven catches for 107 yards and one touchdown on 5/10 vs. COL ... Had five catches for 51 yards and two touchdowns on and also rushed twice for nine yards and two more scores on 5/17 @ SJ ... Hauled in six catches for 58 yards and a score on 5/24 vs. CHI ... Made three grabs for 54 yards and two touchdowns and also rushed once for two yards and one touchdown @ GR on 5/1 ... Had five catches for 64 yards and three scores on 6/9 vs. LA ... Recorded four catches for 57 yards and one touchdown @ ARI on 6/21 ... **Playoffs:** Pulled in seven receptions for 66 yards and two touchdowns in a playoff game on 6/28 vs. COL.

2007 AFL: Played in one game with the Utah Blaze, where he recorded two receptions for 33 yards and one touchdown vs. LA after leaving the Tampa Bay Storm practice squad.

2006 AFL: Spent time on the practice squad for the Tampa Bay Storm ... Made AFL debut against NSH with four catches for 22 yards and two-and-a-half tackles in Week 16.

Other Professional Experience: 2010: UFL: Played

with the Florida Tuskers of the United Football League after the conclusion of the AFL season ... Played in nine games that season with five catches for 38 yards and one score before spraining his MCL ... **2009: NFL:** Signed by the New York Jets on Jan. 2 and spent training camp with the team ... **2005: NFL/NFL Europe:** Attended training camp with the Jacksonville Jaguars ... Later allocated to the Frankfurt Galaxy of NFL Europe ... Played in ten games, made 11 receptions for 153 yards and a score ... **2004: NFL:** Signed by the Pittsburgh Steelers in 2004 as an un-drafted free agent ... Later joined the Tampa Bay Buccaneers practice squad.

College: 2000-03: Whittaker played wide receiver at the University of South Florida ... Started 21 games for the Bulls and hauled in 117 receptions for 1,447 yards and seven touchdowns ... 1999: Transferred to South Florida from Hudson Valley (N.Y.) Community College.

Personal: Prepped at Springslead high school in Hernando County, Fla. ... Named All-State in his junior and senior seasons ... Also lettered in basketball and track and field ... Married to wife, Barbara, and they have three children ... Runs his own non-profit All-4-One.

WHITTAKER'S CAREER AFL STATISTICS

YEAR	TEAM	GP	RECEIVING				RUSHING			
			NO	YDS	AVG	TD	RUS	YDS	AVG	TD
2012	SJ	12	69	828	12.0	17	13	28	2.2	4
2011	TB	16	125	1,405	11.2	28	1	3	3.0	0
2010	SPO	16	144	1,653	11.5	37	2	3	1.5	1
2008	UTAH	17	126	1,547	12.2	33	20	16	0.8	8
2007	UTAH	1	2	33	16.5	1	0	0	0.0	0
2006	TB	1	4	22	5.5	0	0	0	0.0	0
TOTALS		63	470	5488	11.7	115	36	50	14	13

WHITTAKER'S CAREER HIGHS (SINGLE GAME)

Receptions: 20 @ NO (4/25/08)

Receiving Yards: 208 @ NO (4/25/08)

Receiving Touchdowns: 5 vs. DAL (4/23/11)

15



FRED WILLIAMS

WIDE RECEIVER

6-0, 195 LBS 04/15/88 MILWAUKEE, WIS.
 ST. CLOUD STATE LAST TEAM: ST. CLOUD STATE (NCAA)
 2ND YEAR, 2ND WITH SJ ACQUIRED: SIGNED AS A FREE AGENT IN 11/2011



2012 AFL: DNP on 3/10 vs. ARI ... Was on injured reserve from 3/16 through 5/22, and did not appear in any of San Jose's eight games during that time frame ... Activated from injured reserve on 5/22 ... DNP on 5/26 vs. CHI or 6/2 @ MIL ... Made his Arena Football League debut on 6/8 vs. DRL when he caught five passes for 46 yards ... Caught seven passes for 51 yards and the first touchdown reception of his AFL career ... Caught seven passes for 101 yards and three touchdowns on 6/23 vs. SPO ... Had 269 all-purpose yards, catching a career-high 11 catches for 164 yards, three touchdowns, had a two-yard rushing score and a 57-yard kickoff return for a touchdown ... Caught six passes for 77 yards and three touchdowns on 7/7 vs. NO ... Caught five passes for 51 yards and one touchdown and carried the ball once for six yards on 7/4 vs. IOWA ... **Playoffs:** Made ten receptions for 90 yards and two touchdowns in SJ's first round loss @ ARI on 7/28.

College: 2010: Team Captain ... NSIC North Division First Team ... Third straight All-Conference honor ... AP Little All-America First Team ... American Football Coaches Association (AFCA) First Team All-American ... Daktronics Division II All-American First Team ... 2010 Don Hansen All-America First Team ... D2football.com Second Team All-American ... Daktronics Super Region Three First Team All-Region ... Don Hansen All-Super Region Three First Team ... Played in the 2011 Cactus Bowl, and NCAA Division II All-Star game ... NSIC Offensive Player of the Week on Sept. 7 ... SCSU Offensive Player of the Year ... Led Huskies in receiving with 95 catches for 1,616 yards and 17 touchdowns ... Returned 23 kick-offs for 383 yards ... Had five punt returns for 66 yards ... Leaves the program with single game records for passes caught (15), receiving yards (236-twice) and touchdown receptions (four-ties the record); single season records for passes caught (95), and receiving yards (1,616); and career records for passes caught (264), and receiving yards (3,804) ... Opened the season with a school record 236 yards receiving ... Equaled the mark in first round NCAA playoff game against Hillsdale College on Nov. 20 ... Had a four touchdown reception game against Northern State on Oct. 2 ... 2009: Started at wide receiver in all 11 games ... Named team Offensive MVP ... First

Team All-NSIC North Division ... NSIC Offensive Player of the Week (Nov. 2) ... Was named team Offensive Player of the Week four times ... Led the team with 66 points scored, all-purpose yards (1,424), and touchdowns (1) ... Caught a team-high 72 catches for 881 yards, including a 67-yard catch against Minnesota, Crookston on Oct. 10 ... Averaged 80.1 yards a game receiving ... Returned 24 kickoffs for 540 yards ... Averaged 22.5 yards a kickoff return, with his longest of the season at 47 yards ... Averaged 129.5 all-purpose yards a game ... Recorded over 100 yards in nine of 11 games this season ... Had his biggest day against the University of Maine catching 15 balls for 171 yards and a touchdown ... Fifth on the SCSU all-time list with 2,188 yards receiving, third in receptions with 169, fifth with 22 receiving touchdowns, fourth in kick return yards (1,213) and eighth in all-purpose yards with 3,408 ... 2008: Starter at wide receiver for Huskies ... First Team All-NSIC ... Named St. Cloud State Offensive Player of the Week twice ... Led the Huskies in receiving with 49 catches for 659 yards ... Averaged 13.4 yards per catch ... Seven total touchdowns on the season ... Returned 17 kickoffs for 442 total yards ... Had an 85 yard return against Minnesota Crookston on Oct. 11 ... 1,105 all-purpose yards ... 2007: Led 2007 Husky receiving corps with 48 catches for 648 yards and a team-high five touchdowns ... Caught a season-high ten passes against Minnesota Duluth ... Tallied a season-high 142 receiving yards against Augustana College ... Also returned kick-offs during the first half of the season ... Recipient of the Harry Jackson Offensive Player of the Year award.

Personal: 2006 graduate of Milwaukee South Division high school ... All-Conference, All-Area, All-Region and Milwaukee Journal All-State Honorable Mention in football ... Return Specialist and Offensive Player of the Year in the Blackburne Conference ... Four-year starter in football and basketball ... Played in annual Shrine Bowl ... Second Team All-Conference in basketball ... Three-year track letterwinner and 2005 state qualifier ... Member of academic honor roll ... Son of Lillie Williams and Andre Williams of Milwaukee, Wisc. ... Community psychology major and human relations minor.

WILLIAMS' CAREER AFL STATISTICS

YEAR	TEAM	GP	RECEIVING				RUSHING			
			NO	YDS	AVG	TD	RUS	YDS	AVG	TD
2012	SJ	6	41	491	12.0	11	3	11	3.6	1
TOTALS		6	41	491	12.0	11	3	11	3.6	1

WILLIAMS' CAREER HIGHS (SINGLE GAME)

Receptions: 11 @ CHI (6/30/12)

Receiving Yards: 164 @ CHI (6/30/12)

Receiving Touchdowns: 3 (Two Times) vs. NO (7/7/12)

7



JASON WILLIS

WIDE RECEIVER

6-1, 200 LBS
OREGON
6TH YEAR, 1ST WITH SJ

07/26/80 IOTA, LA.
LAST TEAM: SAN ANTONIO TALONS (AFL)
ACQUIRED: SIGNED AS A FREE AGENT IN 2012

AFL 2012: Appeared in 11 games for the San Antonio Talons, where he was teammates with current Sabercats quarterback Aaron Garcia. ... Led all Talons wide receivers with 101 receptions for 1,179 yards with 25 touchdowns. ... Caught eight passes for 80 yards and two touchdowns in his Talons debut on 3/10 vs. UTAH. ... Posted nine receptions for 92 yards and two touchdowns vs. SPD on 3/17. ... Led the team with nine catches and 133 yards with two scores on 3/29 @ ORL. ... Caught a team-high 11 passes for 105 yards and three touchdowns @ SJ on 4/6. ... Made ten catches for 106 yards and two scores on 4/13 vs. NO. ... DNP on 4/22 @ ARI, 4/28 vs. CHI or 5/5 @ KC. ... Returned to action on 5/12 vs. PIT and caught three passes for 52 yards and one touchdown. ... DNP on 5/19 vs. SJ, @ UTAH on 5/26, on 6/9 @ NO or vs. IOWA on 6/16. ... Returned to action on 6/23 @ TB and hauled in nine catches for 81 yards and three touchdowns. ... Led the team with ten catches for 74 yards and one score vs. KC on 6/30. ... Caught a team-high ten passes for 111 yards and a pair of touchdowns @ CHI on 7/8. ... Posted a season-high 13 receptions for 183 yards and three scores vs. ARI on 7/13. ... Concluded the regular season with nine catches for 164 yards and a season-high four touchdowns and also added 13 yards rushing @ IOWA on 7/21. ... **Playoffs:** Led the Talons with 11 catches for 112 yards and two touchdowns in their first round loss to UTAH on 7/27.

AFL 2011: Appeared in all 18 games for the Pittsburgh Power. ... Was the team's second-leading receiver, posting 107 receptions for 1,199 yards and 18 touchdowns. ... Made his Power debut on 3/11 vs. PHI and caught six passes for 79 yards and two scores. ... Posted seven catches for 41 yards vs. IOWA on 3/19. ... Caught eight passes for 54 yards on 3/28 @ MIL. ... Caught balls for 46 yards vs. TUL on 4/2. ... Led the team with eight catches for 100 yards and a touchdown on 4/16 vs. JAC. ... Posted eight receptions for 87 yards and two scores on 4/21 @ NO. ... Had eight catches for 79 yards and a touchdown @ GEO on 4/30. ... Made seven receptions for 87 yards and two touchdowns on 5/7 vs. SPD. ... Notched six catches for 88 yards and three scores vs. SJ on 5/13. ... Made six catches for 48 yards and one score on 5/28 @ DAL. ... Posted five receptions for 105 and a pair of touchdowns vs. CLE on 6/4. ... Had three catches for 22 yards on 6/11 @ TB. ... Caught two passes for 27 yards and a score @ UTAH on 6/18. ... Led the team with six catches for 77 yards on 6/25 vs. MIL. ... Posted three receptions for 32 yards @ ORL on 7/1. ... Made four catches for 38 yards on 7/10 vs. ARI. ... Led the team with nine catches for 134 yards and three touchdowns on 7/15 @ CLE. ... Caught six passes for 55 yards @ PHI on 7/22.

AFL 2010: Appeared in 14 games for the Jacksonville Sharks, where he was teammates with current Sabercats quarterback Aaron Garcia. ... Caught 79 passes for 806 yards and 19 touchdowns for the Sharks. ... Caught four passes for 71 yards and two touchdowns on 4/3 @ OKC. ... Hauled in three catches for 54 yards and two scores @ ALA on 4/9. ... DNP on 4/16 vs. ORL. ... Did not record any offensive statistics, but had an assisted tackle on special teams on 5/1 vs. TUL. ... DNP @ TB on 5/7 or vs. DAL on 5/14. ... Recorded six receptions for 47 yards and one score on 5/22 vs. CLE. ... Made three catches for 26 yards @ SPD on 5/29. ... Caught seven passes for 62 yards and one touchdown on 6/4 @ CHI. ... Had ten catches for 90 yards and two scores @ ORL on 6/18. ... Caught eight passes for 84 yards and two touchdowns on 6/26 vs. ARI. ... Hauled in

five receptions for 55 yards and a pair of scores on 7/3 @ ALA. ... Made eight catches for 76 yards and a touchdown @ UTAH on 7/10. ... Had 11 grabs for 93 yards and two scores on 7/17 vs. TB. ... Caught five passes for 46 yards and a score @ BOS on 7/24. ... Made nine receptions for 102 yards and three touchdowns in the regular season finale on 7/30 vs. SPD. ... **Playoffs:** Posted ten catches for 89 yards and two scores in the first round of the playoffs vs. ORL on 8/6.

AFL 2008: Had a breakout season for the New York Dragons, tallying a career-high 136 catches for 1,555 yards and 30 touchdowns in 16 appearances. ... Made his season debut with seven catches for 81 yards on 3/3 @ CLE. ... Posted six catches for 59 yards and an astounding four touchdowns vs. KC on 3/9. ... Posted five receptions for 25 yards and a pair of scores @ PHI on 3/16. ... Made three catches for 64 yards on 3/21 @ ARI. ... Caught seven passes for 49 yards vs. DAL on 3/30. ... Had nine catches for 113 yards and a touchdown vs. GR on 4/5. ... Made ten catches for 131 yards and a pair of scores vs. CLB on 4/13. ... Posted eight receptions for 105 yards and two scores @ TB on 4/18. ... Caught 12 passes for 158 yards and two touchdowns on 4/26 vs. CLE. ... Made nine catches for 127 yards with four scores and also earned Offensive Player of the Game honors @ LA on 5/10. ... Posted nine receptions for 106 and four more touchdowns on 5/18 vs. GED. ... Had 13 catches for 144 yards and two scores @ CLB on 5/24. ... Led the team with nine catches for 93 yards and four touchdowns on 6/2 @ COL. ... Caught nine passes for 75 yards vs. NO on 6/7. ... Had 12 receptions for 134 yards and two touchdowns @ DAL on 6/14. ... Made eight catches for 91 yards and a score on 6/22 vs. PHI. ... **Playoffs:** DNP on @ DAL on 6/27 or on 7/5 @ PHI.

AFL 2007: Caught 51 passes for 640 yards and eight touchdowns in nine appearances during his rookie season with the New York Dragons. ... DNP on 3/4 vs. DAL, @ CHI on 3/18, on 3/23 @ TB, vs. PHI on 4/1 or @ GR on 4/7. ... Made his AFL debut on 4/15 vs. COL and made seven catches for 75 yards. ... Posted seven receptions for 68 yards @ ORL on 4/20. ... Caught three passes for 40 yards and his first career touchdown on 4/28 vs. ARI. ... Made seven catches for 56 yards @ CLB on 5/4. ... DNP on 5/14 @ PHI. ... Had three catches for 43 yards and two touchdowns vs. KC on 5/20. ... Caught seven passes for 112 yards and one score and also added a rushing touchdown on 5/28 @ NO. ... Recorded eight catches for 102 yards and a touchdown vs. AUS on 6/2. ... Made a team-high nine catches for 144 yards and three scores vs. ORL on 6/9. ... DNP on 6/16 @ DAL or vs. CLB on 6/23.

Other Professional Experience: 2007: NFL: Spent time with the Washington Redskins of the National Football League. ... **2005-06: NFL:** Was a member of the Miami Dolphins. ... **2004: NFL Europe:** Played with the Frankfurt Galaxy. ... **2003-04: NFL:** Spent time with the Seattle Seahawks as an undrafted free agent.

College: Attended the University of Oregon from 1999-2002 where he posted career collegiate totals of 93 catches for 1,117 yards and two scores in 47 appearances for the Ducks. ... Began his career as a walk-on and finished as a two-year starter.

Personal: Prepped at Laney high school in Augusta, Ga.

WILLIS' CAREER AFL STATISTICS

YEAR	TEAM	GP	RECEIVING			RUSHING				
			NO	YDS	AVG	TD	RUS	YDS	AVG	TD
2012	SA	11	101	1,179	11.7	25	2	13	6.5	0
2011	PIT	18	107	1,199	11.2	18	2	8	4.0	0
2010	JAC	14	79	806	10.2	19	0	0	0.0	0
2008	NY	16	136	1,555	11.4	30	2	1	0.5	0
2007	NY	9	51	640	12.5	8	1	1	1.0	1
TOTALS		68	474	5,379	11.3	100	7	23	3.3	1

WILLIS' CAREER HIGHS (SINGLE GAME)

Receptions: 13 (Two Times). Last: vs. ARI (7/13/12)
Receiving Yards: 183 vs. ARI (7/13/12)

Receiving Touchdowns: 4 @ IOWA (7/21/12)

PLAYERS



HISTORY

2012 IN REVIEW

2012 FINAL AFL REGULAR SEASON STANDINGS

AMERICAN CONFERENCE

EAST DIVISION

Team	OVERALL			POINTS			CONFERENCE			HOME	AWAY	
	W	L	T	FOR	OPP	PCT.	W	L	T			PCT.
Philadelphia Soul *	15	3	0	1228	919	.833	12	2	0	.857	7-2	8-1
Cleveland Gladiators	8	10	0	879	875	.444	6	8	0	.429	5-4	3-6
Milwaukee Mustangs	5	13	0	960	1062	.278	4	7	0	.364	2-6	3-7
Pittsburgh Power	5	13	0	827	963	.278	4	9	0	.308	1-8	4-5

SOUTH DIVISION

Team	OVERALL			POINTS			CONFERENCE			HOME	AWAY	
	W	L	T	FOR	OPP	PCT.	W	L	T			PCT.
Jacksonville Sharks *	10	8	0	930	884	.556	8	6	0	.571	6-4	4-4
Georgia Force *	9	9	0	812	923	.500	8	5	0	.615	5-4	4-5
New Orleans VooDoo *	8	10	0	979	995	.444	7	5	0	.583	4-5	4-5
Tampa Bay Storm	8	10	0	1021	1108	.444	7	7	0	.500	7-2	1-8
Orlando Predators	4	14	0	770	902	.222	4	11	0	.267	4-5	0-9

NATIONAL CONFERENCE

CENTRAL DIVISION

Team	OVERALL			POINTS			CONFERENCE			HOME	AWAY	
	W	L	T	FOR	OPP	PCT.	W	L	T			PCT.
San Antonio Talons *	14	4	0	1042	949	.778	9	4	0	.692	8-1	6-3
Chicago Rush	10	8	0	1047	1044	.556	5	6	0	.455	7-2	3-6
Iowa Barnstormers	7	11	0	948	1032	.389	5	9	0	.357	4-5	3-6
Kansas City Command	3	15	0	705	938	.167	1	12	0	.077	2-7	1-8

WEST DIVISION

Team	OVERALL			POINTS			CONFERENCE			HOME	AWAY	
	W	L	T	FOR	OPP	PCT.	W	L	T			PCT.
Arizona Rattlers *	13	5	0	1118	880	.722	8	5	0	.615	7-2	6-3
San Jose SaberCats *	12	6	0	1143	1027	.667	10	4	0	.714	8-1	4-5
Utah Blaze *	12	6	0	1128	1051	.667	8	4	0	.667	6-3	6-3
Spokane Shock	10	8	0	1063	1048	.556	5	7	0	.417	5-4	5-4

* Playoff Participant

2012 AFL PLAYOFF RESULTS

NATIONAL CONFERENCE SEMIFINALS

7/27 (4) Utah Blaze 35 (1) San Antonio Talons 34
7/28 (2) Arizona Rattlers 51 (3) San Jose SaberCats 48

NATIONAL CONFERENCE CHAMPIONSHIP

8/4 (2) Arizona Rattlers 75 (4) Utah Blaze 69

AMERICAN CONFERENCE SEMIFINALS

7/28 (1) Philadelphia Soul 66 (4) New Orleans VooDoo 53
7/28 (2) Jacksonville Sharks 58 (3) Georgia Force 56

AMERICAN CONFERENCE CHAMPIONSHIP

8/3 (1) Philadelphia Soul 89 (2) Jacksonville Sharks 34

ARENA BOWL XXV

8/10 (1) Philadelphia Soul 54 (2) Arizona Rattlers 72
Game played in New Orleans, La.

2012 All-Arena League Team

ALL-AFL FIRST TEAM			ALL-AFL SECOND TEAM		
TOMMY GRADY	QB	UTAH	NICK DAVILA	QB	ARIZONA
DERRICK ROSS	FB	PHILADELPHIA	ODIE ARMSTRONG	FB	ARIZONA
JESSE SCHMIDT	WR	IOWA	REGGIE GRAY	WR	CHICAGO
MAURICE PURIFY	WR	ARIZONA	TIGER JONES	WR	PHILADELPHIA
AARON LESUE	WR	UTAH	DOMINICK GOODMAN	WR	CLEVELAND
KYLE YOUNG	C	ARIZONA	BILLY EISENHARDT	C	CHICAGO
RICH RANGLIN	OL	SAN JOSE	GEORGE BUSSEY	OL	TAMPA BAY
MICHAEL HUEY	OL	ARIZONA	MANNY AKAH	OL	SAN JOSE
JOE SYKES	DL	SAN JOSE	SCOOTER BERRY	DL	JACKSONVILLE
MIKE LEWIS	DL	UTAH	BRYAN ROBINSON	DL	PHILADELPHIA
VICTOR DEGRATE	DL	SAN ANTONIO	LUIS VASQUEZ	DL	MILWAUKEE
AARON ROBBINS	MLB	JACKSONVILLE	FRANCIS MAKI	MLB	SAN JOSE
ALVIN RAY JACKSON	JLB	NEW ORLEANS	MARCUS EVERETT	JLB	MILWAUKEE
KENT RICHARDSON	DB	PHILADELPHIA	ARKEITH BROWN	DB	ARIZONA
JASON SIMPSON	DB	IOWA	JEREMY KELLEM	DB	NEW ORLEANS
TERRANCE SANDERS	DB	SPOKANE	TRACY BELTON	DB	GEORGIA
KENNY SPENCER	K	SPOKANE	NICH PERTUIT	K	SAN JOSE
PJ BERRY	ST	PITTSBURGH	TERRANCE SANDERS	ST	SPOKANE

* CURRENT MEMBER OF THE SAN JOSE SABERCATS

DATE	OPPONENT	RESULT/Time	ATT.
3/10	ARIZONA (OT)	W, 71-70	13,733
3/24	@ UTAH	L, 53-40	8,128
3/30	@ SPOKANE	W, 49-35	8,830
4/6	SAN ANTONIO	W, 74-53	10,117
4/14	@ PHILADELPHIA	L, 55-61	9,303
4/21	KANSAS CITY	W, 49-35	9,432
4/28	@ IOWA	W, 74-33	7,863
5/5	@ ARIZONA	W, 77-70	9,280
5/11	UTAH	W, 70-59	10,093
5/19	@ SAN ANTONIO	L, 47-72	7,415
5/26	CHICAGO (OT)	W, 84-77	9,036
6/2	@ MILWAUKEE	L, 68-81	6,089
6/8	ORLANDO	W, 51-34	9,345
6/17	@ KANSAS CITY	L, 41-57	4,258
6/23	SPOKANE	L, 63-90	9,062
6/30	@ CHICAGO	W, 75-61	6,581
7/7	NEW ORLEANS	W, 55-31	9,251
7/14	IOWA	W, 57-48	11,072
TEAM STATS			
SCORING		1,143	1,027
Points Per Game		63.5	57.1
FIRST DOWNS		425	368
Rushing		57	38
Passing		322	278
Penalty		46	52
RUSHING YARDAGE		327	368
Rushing Attempts		133	123
Average/Game		18.2	20.4
PASSING YARDAGE		5,758	4,910
Att.-Comp.		717-485	663-399
Intercepted		20	19
Average/Game		319.9	272.8
TOTAL OFFENSE		6,085	5,287
Total Plays		870	828
Average/Game		338.1	293.2
KICKOFF RETURNS		114-1,877	118-1,979
MFG RETURNS		5-130	1-0
INT RETURNS		19-234	20-254
FUMBLES-LOST		25-21	34-23
PENALTIES-YARDS		139-802	126-791
TIME OF POSSESSION/GAME		29:38	29:39
3RD DOWN EFF.		59-109	62-123
3rd Down Pct.		54%	50%
4TH DOWN EFF.		21-40	12-33
4th Down Pct.		52%	36%
SACKS-YARDS		42-229	20-122
TOUCHDOWNS		165	149

SCORE BY QTR	1	2	3	4	OT	TOT
SABERCATS	239	338	257	295	14	1,143
OPPONENTS	223	383	196	219	6	1,027

RUSHING	ATT	YDS	AVG	TD	LG
Taggart	46	119	2.6	12	29
Lewis	39	82	2.1	10	12
Grieb	7	30	4.3	3	11
Whittaker	13	28	2.2	4	6
Kirton	13	26	2.0	5	4
Edwards	6	13	2.2	3	5
Williams	3	11	3.7	1	6
Southwick	1	9	9.0	1	9
Mau'i'a	3	8	2.7	1	5
Dodd-Masters	1	1	1.0	0	1
Roe	1	0	0.0	0	0
SABERCATS	133	327	2.5	40	29
OPPONENTS	123	368	3.0	26	26

RECEIVING	NO	YDS	AVG	TD	LG
Goodson	114	1,471	12.9	27	48

2012 STATISTICS

Roe	88	977	11.1	29	35
Whittaker	69	828	12.0	17	45
Edwards	64	680	10.6	7	41
Nelson	59	891	15.1	18	40
Williams	41	491	12.0	11	33
Lewis	14	184	13.1	1	32
Johnson	10	89	8.9	0	18
Wright	9	91	10.1	1	25
Taggart	6	57	9.5	1	15
Ranglin	4	48	12.0	0	18
Kirton	2	33	16.5	0	17
Harvey	2	18	9.0	1	17
Mau'i'a	1	11	11.0	0	11
Poti	2	9	4.5	0	9
SABERCATS	485	5,878	12.1	113	48
OPPONENTS	399	5,139	12.9	112	48

KO RETURNS	NO	YDS	AVG	TD	LG
Dodd-Masters	71	1,273	17.9	1	57
Williams	18	298	16.6	1	57
Wright	12	215	17.9	0	39
Edwards	6	76	12.7	0	21
Jones	2	7	3.5	1	7
Team	2	0	0.0	0	0
Brookins	1	-2	-2.0	0	0
Lewis	1	10	10.0	1	10
Hill	1	0	0.0	0	0
SABERCATS	114	1,877	16.5	4	57
OPPONENTS	118	1,979	16.8	4	57

MFG RETURNS	NO	YDS	AVG	TD	LG
Dodd-Masters	4	73	18.2	0	40
Wright	1	57	57.0	1	57
SABERCATS	5	130	26.0	1	57
OPPONENTS	1	0	0.0	0	0


SCORING	TD	FG	PAT	2PT	PTS
Roe	29	0	0	2	174
Goodson	27	0	1	0	168
Whittaker	22	0	0	4	140
Nelson	18	0	0	1	110
Pertuit	0	1/2	103/114	0	106
Taggart	13	0	0	1	80
Williams	13	0	0	0	78
Lewis	12	0	0	0	72
Edwards	10	0	0	0	60
Kirton	5	0	0	0	30
Grieb	3	0	0	0	18
Jones	3	0	0	0	18
Harfman	0	0/2	15/21	0	15
Wright	2	0	0	1	14
Sykes	2	0	0	0	12
Dodd-Masters	2	0	0	0	12
Gatto	0	0/0	7/8	0	7
Nyenhuis	1	0	0	0	6
Southwick	1	0	0	0	6
Mau'i'a	1	0	0	0	6
Harvey	1	0	0	0	6
Hill	0	0	0	1	2
Smith	0	0	0	1	2
Paglia	0	0	1/4	0	1
SABERCATS	165	1/4	126/147	11	1,143
OPPONENTS	149	5/16	116/143	1	1,027

FIELD GOALS	1-19	20-29	30-39	40-49	50+
Harfman	0/0	0/1	0/1	0/0	0/0
Pertuit	0/0	0/0	0/0	1/2	0/0
SABERCATS	0/0	0/1	0/1	1/2	0/0
OPPONENTS	0/0	3/4	1/2	1/4	0/4

SABERCATS (1/4): (24N) (38N) (-) (40N) (-) (-) (-) (-) (-) (-) (-) (40G) (-) (-) (-) (-) (-) (-) (-) (-) (-) (-) (-) (-)	OPPONENTS (5/16): (24G) (-) (51N) (54N) (-) (20G, 38N) (-) (-) (31N) (26G) (46N, 54N) (-) (41N) (43N, 39G, 29N) (50N) (-) (42G, 45N) (-)				
INTERCEPTIONS	NO	YDS	AVG	TD	LG
Jones	5	94	18.8	2	30
Hill	4	12	3.0	0	6
Dodd-Masters	4	37	9.2	0	17
Varner	3	21	7.0	0	18
Sykes	1	43	43.0	1	43
Bates	1	18	18.0	0	18
Nyenhuis	1	9	9.0	1	9
SABERCATS	19	234	12.3	4	43
OPPONENTS	20	256	12.8	2	56

DEFENSE	I	S	A	SK	PD	FF	FR
Hill	78.5	67	23	0	8	1	1
Jones	77.0	65	24	0	13	2	0
Varner	63.0	48	30	2.0	5	2	2
Dodd-Masters	60.0	43	14	0	12	1	2
Sykes	33.0	27	16.0	5	5	2	2
Hedgemon	31.5	29	5	0	6	0	1
Maka	31.5	25	13	9.0	2	3	3
Whittaker	26.0	22	8	0	1	2	3
Nyenhuis	23.0	17	12	5.0	8	6	0
McGill	15.0	10	6.0	1	0	0	0
Brinkley	14.5	12	5	0	1	2	2
Goodson	12.0	10	4	0	0	1	1
Smith	11.5	9	5	2.0	0	0	0
Brookins	10.5	9	3	0	3	0	1
Edwards	8.5	8	1	0	0	0	0
Pertuit	8.5	8	1	0	0	0	0
Roe	7.0	7	0	0	0	0	0
Williams	7.0	7	0	0	0	1	0
Dowling	6.0	5	2	0	0	0	1
Lewis	5.0	5	0	0	0	0	0
Wright	3.5	3	1	0	0	0	0
Nelson	3.5	3	1	0	0	0	0
Lemson	3.0	3	0	0	0	0	0
Grieb	3.0	3	0	0	0	0	0
Jackson	2.5	1	3	0.5	0	0	0
Sadler	2.5	0	5	0	1	0	0
Stewart	2.0	1	2	0.5	1	0	0
Harfman	2.0	2	0	0	1	0	0
Johnson	2.0	2	0	0	0	0	0
Mau'i'a	2.0	2	0	0	0	0	0
Powell	2.0	2	0	0	0	0	0
TEAM	2.0	2	0	1.0	0	0	1
Boudreaux	1.5	1	1	0	0	0	0
Bates	1.5	1	1	0	0	0	0
Taggart	1.5	1	1	0	0	0	0
Leatioti	1.0	1	0	0	0	0	0
Akah	1.0	1	0	0	0	0	0
Viney	1.0	1	0	0	0	0	0
Paglia	1.0	1	0	0	0	0	0
Kirton	1.0	1	0	0	0	0	0
Schoettgen	0.0	0	0	0	0	1	0
SABERCATS	558.5	465	187	42	67	24	20
OPPONENTS	611.0	492	238	20	52	16	20

PASSING	GP/GS	CMP	ATT	YDS	PCT	TD	INT	LG	YDS/GM.	RATE
Grieb	18/18	476	704	5,744	67.6	112	20	48	319.1	120.2
Southwick	15/0	9	13	134	69.2	1	0	40	8.9	122.0
Team		0	0	-120	0.0	0	0	0	-10.0	39.6
SABERCATS		485	717	5,758	67.6	113	20	48	319.9	119.7
OPPONENTS		399	663	4,910	60.2	112	19	48	272.8	110.7



SATURDAY MARCH 10, 2012
HP PAVILION
SAN JOSE SABERCATS VS. ARIZONA RATTLERS
ATTENDANCE: 13,733



The San Jose SaberCats started their 2012 season with a bang, defeating the Arizona Rattlers 71-70 in overtime in front of an animated 13,733 fans at HP Pavilion. Quarterback Mark Grieb was 34-59 for 432 yards, nine touchdowns and no interceptions, wide receiver James Roe caught ten passes for 100 yards and three touchdowns, wide receiver Ben Nelson also had six receptions, 116 yards, and three touchdowns and receiver Huey Whittaker added his 100th career touchdown.

The Rattlers drew first blood on the opening drive, as reigning league-MVP quarterback Nick Davila found wide receiver Maurice Purify for a four-yard touchdown. After a SaberCats' turnover on downs, a quarterback sneak gave the visitors a 14-0 lead, which held into the second quarter.

Grieb hit Roe for a touchdown to start the second quarter, putting San Jose on the board. On Arizona's ensuing possession, Davila connected with wide receiver Kerry Reed for a 41-yard scoring strike. Arizona's extra point attempt failed, leaving the score at 20-7 with 10:42 remaining. After both teams traded scores, with 34 seconds left in the half, defensive back Rushard Dodd-Masters returned Arizona's kickoff to their 3-yard line and fullback Tommy Taggart took the handoff and charged in for the touchdown to cut the Rattlers lead to 34-28.

After a fumble deep in Rattlers' territory, Arizona mounted a drive of its own, culminating in a four-yard touchdown pass to Purify that put Arizona on top 41-28. The SaberCats answered back, as Grieb found a wide-open Nelson for the score. The Rattlers combination of Davila and Purify struck again as the former Nebraska Cornhusker hauled in a 29-yard pass to make it 48-35 Arizona. Kicker Jacob Harfman's booming kick high off the left screen was returned untouched for a touchdown by Rattlers defensive back Virgil Gray to make it 55-42 Arizona to end the third quarter.

Grieb's perfect throw found Nelson in the end zone to open the fourth quarter and on the extra point attempt, Vince Hill recovered brilliantly from a botched snap as he picked up the ball, broke multiple Arizona tackles and converted the two-point attempt. Arizona marched down field with fullback Odie Armstrong punctuated the drive with a short rushing touchdown. After a failed extra point attempt, Arizona led 61-50. Grieb then hit Whittaker over the middle for Whittaker's 100th career touchdown to move San Jose within four at 61-57.

Arizona wide receiver Trandon Harvey attempted a one-handed catch against the boards but was unable to hang on, and Dodd-Masters snatched it out of the air for the interception to give San Jose possession at Arizona's 12-yard line. Grieb continued his productive evening, hitting Roe for a first-down and went right back to him for the touchdown, giving San Jose its' first lead of the game, 64-61, with 0:53 remaining in the final period.

Arizona recovered San Jose's onside kick on the SaberCats' nine-yard line, but San Jose stepped up defensively and held the Rattlers' to a 24-yard field goal, evening the score at 64-64. Harfman's attempted game-winning 24-yard field goal with two seconds remaining, missed wide left and the game went into overtime.

In overtime, Grieb found Goodson for two first downs, hit Nelson crossing the field, and connected with Roe for a seven-yard score to give San Jose the lead 71-64. After Davila hit Reed on consecutive plays to reach San Jose's 11-yard line, Harvey hauled in an 11-yard pass to close the gap to 71-70. Arizona attempted a game-winning two point conversion, but Davila's pass was deflected by Dodd-Masters, giving San Jose an exhilarating opening-night win.

2012 IN REVIEW

Score By Quarter	1	2	3	4	OT	Score
Arizona Rattlers	14	20	21	9	6	70
SaberCats	0	28	14	22	7	71

Scoring Summary

- ARI - Purify, 4-yard pass from Davila (Gould kick)
- ARI - Davila, 1-yard run (Gould kick)
- SJ - Roe, 4-yard pass from Grieb (Harfman kick)
- ARI - Reed, 40-yard pass from Davila (Gould kick failed)
- SJ - Goodson, 22-yard pass from Grieb (Harfman kick)
- ARI - Harvey, 12-yard pass from Davila (Gould kick)
- SJ - Taggart, 2-yard pass from Grieb (Harfman kick)
- ARI - Armstrong, 6-yard run (Gould kick)
- SJ - Taggart, 2-yard run (Harfman kick)
- ARI - Purify, 3-yard pass from Davila (Gould kick)
- SJ - Nelson, 24-yard pass from Grieb (Harfman kick)
- ARI - Purify, 29-yard pass from Davila (Gould kick)
- SJ - Nelson, 3-yard pass from Grieb (Harfman kick)
- ARI - Gray, 55-yard kickoff return (Gould kick)
- SJ - Nelson, 38-yard pass from Grieb (Hill rush)
- ARI - Armstrong, 4-yard run (Gould kick blocked)
- SJ - Whittaker, 14-yard pass from Grieb (Harfman kick)
- SJ - Roe, 9-yard pass from Grieb (Harfman kick)
- ARI - Gould, 24-yard field goal
- SJ - Roe, 7-yard pass from Grieb (Harfman kick)
- ARI - Harvey, 11-yard pass from Davila (Davila pass failed)

Team Statistics

	ARI	SJ
First Downs	29	26
Total Net Yds	386	432
Rush Net Yds	17	0
Pass Net Yds	369	432
Comp-Att-Int	29-40-1	34-59-0
KO Returns-Yds-TD	5-102-1	11-215-0
MFG Returns-Yds-TD	0-0-0	0-0-0
Ints For-Yds-TD	0-0-0	1-0-0
Penalties-Yds	6-41	6-50
Fumbles-Lost	0-0	2-1

Individual Statistical Leaders

Passing						
Team	Player	Comp.-Att.-Int	Yds	TD	Sack	
ARI	Davila	29-40-1	369	6	0	
SJ	Grieb	34-59-0	432	9	0	
Rushing						
Team	Player	Att.	Yds.	Avg.	TD	
ARI	Armstrong	6	16	2.7	2	
SJ	Taggart	4	-1	-0.2	1	
Receiving						
Team	Player	Rec.	Yds.	Avg.	TD	
ARI	Purify	11	155	14.1	3	
SJ	Roe	10	100	10.0	3	



SATURDAY MARCH 24, 2012
ENERGYSOLUTIONS ARENA
 SAN JOSE SABERCATS AT UTAH BLAZE
 ATTENDANCE: 8,128



The San Jose SaberCats (1-1) kicked off their road slate for 2012 with a tough 60-59 loss to the Utah Blaze (2-1) in front of 8,128 fans at EnergySolutions Arena in Salt Lake City. It was another close finish for San Jose; though this time they came out on the wrong end, missing a potential game-winning 38-yard field goal as time expired. Quarterback Mark Grieb finished the night 22-29 for 246 yards and five touchdowns in a losing effort. Other bright spots for San Jose came in the form of wide receiver Ben Nelson, who posted six receptions for 70 yards and three touchdowns, and the defense, who forced a pair of turnovers and had some key stops.

It was the Blaze who got on the board first, as quarterback Tommy Grady found wide receiver Alvanse Robinson for a six-yard scoring strike. Grady finished his evening with 339 yards passing, seven touchdowns and one interception. San Jose responded to the score quickly, as Grieb hit Nelson on fourth down from two-yards out and after a missed extra point, it was 7-6 Utah. After Grady scored on a quarterback sneak, Grieb hit a wide open Samora Goodson for a 48-yard touchdown to knot things at 13, just before the close of the first quarter.

Utah wide receiver Ernie Pierce found the end zone on a two-yard run to open the second quarter scoring, and then after the second SaberCats turnover of the game, Grady found wide receiver Aaron Lesue (15 catches for 125 yards and four touchdowns) from 13-yards out to put the Blaze on top, 27-13. SaberCats wide receiver Huey Whittaker answered, scoring on a sweep from the one-yard line to cut the lead to 27-20. Grady then found Lesue again from three-yards put just minutes later to give Utah a 14-point cushion. It was a cushion that looked like it would stand; though, Grieb found Nelson on an 11-yard touchdown pass on the last play from scrimmage in the half, to pull San Jose within eight, at 34-26.

The SaberCats got a big stop on defense, and on the first play of their ensuing drive, Grieb found Nelson for the third time on the night to bring the San Jose within a point at 34-33. The teams traded touchdowns before defensive lineman Gabe Nyenhuis gave the SaberCats their first lead of the game when he intercepted a Grady pass and took it nine yards to the end zone untouched, putting the SaberCats on top 46-41 late in the third quarter.

Trailing 47-46, San Jose's defense came up huge again, as defensive back Brandon Brinkley recovered a fumble deep in San Jose's territory. On the following drive, fullback Tommy Taggart fought his way in from the one-yard line and scored his second rushing touchdown of the season to give San Jose a 53-47 lead.

The Grady, Lesue connection struck again for the fourth time on the night with 45 seconds remaining in regulation, but defensive lineman Tim McGill blocked the extra point, leaving things knotted at 53. San Jose then took over on the ten-yard line after a failed onside kick attempt by Utah. They found the end zone by way of another Taggart touchdown run, but the extra point failed.

Utah responded, scoring with just nine seconds remaining to take a 60-59 lead when Grady hooked up with Robinson again. Grieb got the ball to a wide open James Roe, who was able to get out of bounds with 1.3 seconds remaining to set up a game-winning 38-yard field goal attempt. Unfortunately for the SaberCats, the attempt missed wide left, giving them their first loss of the season.

Score By Quarter	1	2	3	4	Score
SaberCats	13	13	20	13	59
Utah Blaze	13	21	7	19	60

Scoring Summary

- UTAH - Robinson, 6-yard pass from Grady (Brotzman kick)
- SJ - Nelson, 2-yard pass from Grieb (Harfman kick failed)
- UTAH - Grady, 1-yard run (Brotzman kick failed)
- SJ - Goodson, 48-yard pass from Grieb (Harfman kick)
- UTAH - Pierce, 3-yard run (Brotzman kick)
- UTAH - Lesue, 13-yard pass from Grady (Brotzman kick)
- SJ - Whittaker, 1-yard run (Harfman kick)
- UTAH - Lesue, 3-yard pass from Grady (Brotzman kick)
- SJ - Nelson, 11-yard pass from Grieb (Harfman kick blocked)
- SJ - Nelson, 27-yard pass from Grieb (Harfman kick)
- UTAH - Lesue, 14-yard pass from Grady (Brotzman kick)
- SJ - Whittaker, 34-yard pass from Grieb (Harfman kick)
- SJ - Nyenhuis, 9-yard interception return (Harfman kick failed)
- UTAH - Robinson, 5-yard pass from Grady (Grady pass failed)
- SJ - Taggart, 1-yard run (Harfman kick)
- UTAH - Lesue, 3-yard pass from Grady (Brotzman kick blocked)
- SJ - Taggart, 1-yard run (Harfman kick failed)
- UTAH - Robinson, 9-yard pass from Grady (Brotzman kick)

Team Statistics

	UTAH	SJ
First Downs	29	23
Total Net Yds	332	254
Rush Net Yds	7	15
Pass Net Yds	325	239
Comp-Att-Int	33-51-1	22-29-2
KO Returns-Yds-TD	6-87-0	7-105-0
MFG Returns-Yds-TD	1-0-0	0-0-0
Ints for-Yds-TD	2-11-0	1-9-1
Penalties-Yds	13-89	12-71
Fumbles-Lost	2-1	2-2

Individual Statistical Leaders

Passing		Comp.	Att.	Int.	Yds	TD	Sack
Team	Player						
SJ	Grieb	22	29	2	246	5	1
UTAH	Grady	33	51	1	339	7	2

Rushing		Att.	Yds.	Avg.	TD
Team	Player				
SJ	Taggart	6	8	1.3	2
UTAH	Grady	5	4	0.8	1

Receiving		Rec.	Yds.	Avg.	TD
Team	Player				
SJ	Nelson	6	70	11.7	3
UTAH	Lesue	15	125	8.3	4



FRIDAY MARCH 30, 2012
SPOKANE ARENA
 SAN JOSE SABERCATS AT SPOKANE SHOCK
 ATTENDANCE: 8,830



69

35

The San Jose SaberCats (2-1) picked up their first road win of the 2012 campaign with a 69-35 victory over the Spokane Shock (1-2) in front of 8,830 fans at the Spokane Arena on Friday night. Quarterback Mark Grieb finished the night 28-41 for 315 yards and eight total touchdowns (one rushing) in the SaberCats first win on the road since a 42-33 victory at Tulsa on April 16, 2011. Wide receiver Ben Nelson continued his hot start to 2012, catching three touchdowns for the third consecutive game, and posting 12 catches for 165 yards. Wide receiver James Roe had a big night as well, grabbing three touchdowns, and catching eight balls for 73 yards. The defense forced three turnovers and applied constant pressure on Shock quarterback Adam Froman, sacking him four times.

San Jose started quickly, building a 13-0 lead, thanks to a pair of Grieb touchdown passes (to Roe and Samora Goodson) and a solid defensive effort. They intercepted Froman twice in the first quarter (new SaberCats defensive backs Tanner Varner and Vince Hill). Spokane scored on the last play of the first quarter, as defensive back Terrance Sanders returned a kickoff 55 yards for a score to bring the Shock within six, at 13-7.

Grieb then found Nelson early in the second quarter from 24 yards out to give the SaberCats a 19-7 advantage. The teams then traded touchdowns, and San Jose held a 25-14 advantage with 4:07 remaining in the half. Froman found wide receiver Justin Ore on a screen pass from three yards out and Spokane inched closer, trailing 25-21. San Jose stretched their lead to a 39-28 halftime advantage after two more Grieb touchdown tosses, to Nelson and Roe, respectively, sandwiched around Froman's second scoring run of the game.

The SaberCats opened the second half the same way they finished the first, by marching down the field, as fullback Tommy Taggart found the end zone for the third straight game, this time from seven yards out, pushing the lead to 47-28 early in the third quarter. Grieb threw another scoring strike to Nelson, and ran one in from 11 yards out to push the cushion to 63-28.

San Jose in a stretch between the second and fourth quarter scored 30 consecutive points, a streak that was broken by Shock wide receiver Adron Tennell's touchdown reception with 4:35 remaining in the fourth quarter. The night was capped off by a late rushing touchdown by offensive lineman Mark Lewis.

Score By Quarter	1	2	3	4	Score
SaberCats	13	26	24	6	69
Spokane Shock	7	21	0	7	35

Scoring Summary

- SJ - Roe, 16-yard pass from Grieb (Harfman kick failed)
- SJ - Goodson, 15-yard pass from Grieb (Harfman kick)
- SPO - Sanders, 55-yard kickoff return (Spencer kick)
- SJ - Nelson, 24-yard pass from Grieb (Harfman kick failed)
- SPO - Froman, 15-yard run (Spencer kick)
- SJ - Roe, 5-yard pass from Grieb (Grieb pass failed)
- SPO - Ore, 3-yard run (Spencer kick)
- SJ - Nelson, 16-yard pass from Grieb (Roe rush)
- SPO - Froman, 7-yard run (Spencer kick)
- SJ - Roe, 7-yard pass from Grieb (Grieb pass failed)
- SJ - Taggart, 6-yard run (Goodson pass from Grieb)
- SJ - Nelson, 26-yard pass from Grieb (Taggart rush)
- SJ - Grieb, 11-yard run (Nelson pass from Grieb)
- SPO - Tennell, 12-yard pass from Froman (Spencer kick)
- SJ - Lewis, 7-yard run (Southwick pass failed)

Team Statistics

	SPO	SJ
First Downs	14	28
Total Net Yds	190	368
Rush Net Yds	32	46
Pass Net Yds	158	322
Comp-Att-Int	20-29-2	31-45-0
KO Returns-Yds-TD	10-198-1	5-73-0
MFG Returns-Yds-TD	0-0-0	0-0-0
Ints for-Yds-TD	0-0-0	2-9-0
Penalties-Yds	4-22	5-35
Fumbles-Lost	1-1	0-0

Individual Statistical Leaders

Passing							
Team	Player	Comp.	Att.	Int	Yds	TD	Sack
SJ	Grieb	28	41	0	315	7	3
SPO	Froman	20	29	2	177	1	5
Rushing							
Team	Player	Att.	Yds.	Avg.	TD		
SJ	Grieb	2	18	9.0	1		
SPO	Froman	6	31	5.2	2		
Receiving							
Team	Player	Rec.	Yds.	Avg.	TD		
SJ	Nelson	12	165	13.8	3		
SPO	Tennell	6	56	9.3	1		

2012 IN REVIEW



FRIDAY APRIL 6, 2012
HP PAVILION
SAN JOSE SABERCATS VS. SAN ANTONIO TALONS
ATTENDANCE: 10,117



76

53

The San Jose SaberCats (3-1) showed no hospitality to the visiting San Antonio Talons (2-2) as they took them to task 76-53, in front of 10,117 fans at HP Pavilion. The game was an offensive showcase early but the SaberCats managed to pull away in the second and third quarters scoring 28 unanswered points and forcing five total turnovers in the game. The SaberCats defense stepped up when called upon, holding the Talons to just 12 total points in the second and fourth quarters, thus allowing the 'Cats to build upon their lead. The SaberCats used these turnovers to their advantage, showing why they are one of the highest ranked scoring offenses in the league at 66.3 points per game.

Quarterback Mark Grieb was brilliant once again going 24-40 with 269 yards and finished with seven total touchdowns (one rushing). Grieb had two primary receiving targets during the game, with each receiver catching three touchdowns. As has been the norm of late, wide receiver Ben Nelson had another strong game, leading the SaberCats receiving corps catching eight balls for 130 yards and three touchdowns. It was the fourth consecutive game in which Nelson has had three or more receiving touchdowns, as he added to his team leading totals, which now stand at 12. Wide receiver Huey Whittaker made an impact on both offense and special teams. Whittaker caught seven balls for 64 yards and three scores, while also making two solo tackles on special teams.

Fullback Tommy Taggart was once again a force in the scoring column, rushing the ball twice for 30 yards and two touchdowns. It was the third consecutive game that Taggart has rushed for two scores, helping to add balance to a pass heavy SaberCats offense.

While the scoring was fast and furious in the opening quarter of the game, with each team scoring on their first three possessions, San Jose managed to make the crucial defensive play that allowed them to eventually pull away. The SaberCats forced a total of five turnovers in the game, recording four fumble recoveries and one interception, bringing their season turnover total up to 11. Playing in his second game with San Jose, defensive back Tanner Varner once again made his presence felt, recording six-and-a-half total tackles, one tackle for a loss, and two fumble recoveries. Turnovers are usually a result of pressure up front and this fact held true tonight. Defensive lineman Joe Sykes had no remorse for Talons quarterback Aaron Garcia, as he leveled the 18-year Arena Football League veteran twice causing him to fumble both times. Linebacker Francis Maka also contributed with a sack and four total tackles, while defensive back Vince Hill had five tackles and an interception.

As for the Talons, Garcia went 19-27 for 275 yards and seven touchdowns. It was another solid performance by the soon to be Hall of Famer, but it wasn't enough to lead his team to a victory. Talons wide receiver Jason Willis was Garcia's go-to receiver catching 11 balls for 105 yards and three touchdowns.

2012 IN REVIEW

Score By Quarter	1	2	3	4	Score
San Antonio Talons	21	6	20	6	53
SaberCats	21	21	14	20	76

Scoring Summary

- SA - Quiroga, 10-yard pass from Garcia (Demos kick)
- SJ - Taggart, 29-yard run (Pertuit kick)
- SA - Quiroga, 47-yard pass from Garcia (Demos kick)
- SJ - Nelson, 30-yard pass from Grieb (Pertuit kick)
- SA - Moore, 25-yard pass from Garcia (Demos kick)
- SJ - Whittaker, 28-yard pass from Grieb (Pertuit kick)
- SA - Willis, 4-yard pass from Garcia (Demos kick failed)
- SJ - Nelson, 2-yard pass from Grieb (Pertuit kick)
- SJ - Nelson, 15-yard pass from Grieb (Pertuit kick)
- SJ - Whittaker, 3-yard pass from Grieb (Pertuit kick)
- SJ - Jones, 7-yard kickoff return (Pertuit kick)
- SA - Willis, 4-yard pass from Garcia (Demos kick)
- SA - Cook, 3-yard run (Demos kick)
- SJ - Grieb, 9-yard run (Pertuit kick)
- SA - Willis, 31-yard pass from Garcia (Demos kick failed)
- SJ - Taggart, 1-yard run (Pertuit kick)
- SJ - Whittaker, 6-yard pass from Grieb (Pertuit kick)
- SA - Quiroga, 31-yard pass from Garcia (Cook rush failed)
- SJ - Lewis, 6-yard (Pertuit kick failed)

Team Statistics

	SA	SJ
First Downs	15	22
Total Net Yds	273	308
Rush Net Yds	16	48
Pass Net Yds	257	260
Comp-Att-Int	19-28-1	24-39-1
KO Returns-Yds-TD	9-174-0	6-111-1
MFG Returns-Yds-TD	0-0-0	0-0-0
Ints for-Yds-TD	1-0-0	1-5-0
Penalties-Yds	5-26	5-22
Fumbles-Lost	5-4	0-0

Individual Statistical Leaders

Passing						
Team	Player	Comp.	Att.	Int	Yds	TD
SA	Garcia	19	27	0	275	7
SJ	Grieb	24	39	1	269	6

Rushing						
Team	Player	Att.	Yds.	Avg.	TD	
SA	Cook	5	16	3.2	1	
SJ	Taggart	2	30	15.0	2	

Receiving						
Team	Player	Rec.	Yds.	Avg.	TD	
SA	Willis	11	105	9.5	3	
SJ	Nelson	8	130	16.3	3	



SATURDAY APRIL 14, 2012
WELLS FARGO CENTER
 SAN JOSE SABERCATS AT PHILADELPHIA SOUL
 ATTENDANCE: 9,303



The San Jose SaberCats (3-2) fell to the Philadelphia Soul (4-1) 61-55, in front of 9,303 fans at the Wells Fargo Center, as San Jose's late comeback fell just short. Quarterback Mark Grieb finished his night completing 25-47 passes for 333 yards and five touchdowns. Wide receiver Samora Goodson led the way, catching six for 118 yards and two fourth quarter touchdowns. Soul wide receiver Tiger Jones led the way with four touchdown receptions and fullback Derrick Ross added three scores in the victory.

The first three possessions of the game came without points, as the SaberCats held Philadelphia scoreless on their first two drives. San Jose opened the scoring as Grieb hit wide receiver James Roe for one of his two touchdowns on the night, this a seven-yard scoring strike to put the SaberCats on top 7-0 midway through the first quarter.

On a fourth down from the SaberCats eight yard-line, Jones made a catch over the wall, which knotted things at seven. On the ensuing kickoff, Ruschard Dodd-Masters brought it back to the house on a 57-yard return to give San Jose the lead right back. After forcing a Grieb fumble, the Soul capitalized with a four-yard touchdown run by Ross, and after a missed extra point, San Jose's lead was 14-13.

San Jose scored a pair of rushing touchdowns, as fullback Tommy Taggart and offensive lineman Mark Lewis each found the end zone from a yard away. Those two scores were sandwiched around a two-yard scoring reception by Philadelphia's Emery Sammons. On the last play from scrimmage in the half, Ross scored on a 39-yard screen pass from Raudabaugh, which cut the San Jose lead to 28-26 at the half.

To open the third quarter, Grieb found wide receiver Huey Whittaker for a 16-yard strike, and San Jose extended their lead to 34-26. Ross found paydirt for the third time on the night with 4:42 remaining in the third, as he scored on a three-yard run, cutting the SaberCats lead to 34-33.

Philadelphia continued their 28-0 scoring run, as Raudabaugh found Tiger Jones (twice) and Emery Sammons on successive drives, following a trio of interceptions by defensive back Kent Richardson, and the lead grew to 54-34. Grieb hit Roe from 12-yards out to pull San Jose back within 13 points with 2:31 remaining. Raudabaugh hit Jones once more, and Grieb found Goodson from 34-yards out to cut Philadelphia's lead to 61-48. After a successful onside recovery by defensive back Vince Hill, Grieb found Goodson again, this time from 37-yards out, and the Soul lead was trimmed to 61-55 with 14 seconds left. San Jose recovered another onside kick, but Grieb was ruled to have fumbled the ball with one second remaining and the comeback fell just short.

Score By Quarter	1	2	3	4	Score
SaberCats	7	21	6	21	55
Philadelphia Soul	0	26	7	28	61

Scoring Summary

- SJ - Roe, 7-yard pass from Grieb (Pertuit kick)
- PHI - Jones, 8-yard pass from Raudabaugh, (Marfuggi kick)
- SJ - Dodd-Masters, 57-yard kickoff return (Pertuit kick)
- PHI - Ross, 3-yard run (Marfuggi kick failed)
- SJ - Taggart, 1-yard run (Pertuit kick)
- PHI - Sammons, 2-yard pass from Raudabaugh (Marfuggi kick failed)
- SJ - Lewis, 1-yard run (Pertuit kick)
- PHI - Ross, 39-yard pass from Raudabaugh (Marfuggi kick)
- SJ - Whittaker, 16-yard pass from Grieb (Pertuit kick failed)
- PHI - Ross, 3-yard run (Marfuggi kick)
- PHI - Jones, 3-yard pass from Raudabaugh (Marfuggi kick)
- PHI - Sammons, 12-yd pass from Raudabaugh (Marfuggi kick)
- PHI - Jones, 6-yard pass from Raudabaugh (Marfuggi kick)
- SJ - Roe, 12-yard pass from Grieb (Pertuit kick)
- PHI - Jones, 21-yard pass from Raudabaugh (Marfuggi kick)
- SJ - Goodson, 34-yard pass from Grieb (Pertuit kick)
- SJ - Goodson, 37-yard pass from Grieb (Pertuit kick)

Team Statistics

	PHI	SJ
First Downs	19	19
Total Net Yds	267	329
Rush Net Yds	28	3
Pass Net Yds	239	326
Comp-Att-Int	18-41-0	25-47-3
KO Returns-Yds-TD	5-59-0	8-186-1
MFG Returns-Yds-TD	0-0-0	0-0-0
Ints for-Yds-TD	3-37-0	0-0-0
Penalties-Yds	4-21	10-50
Fumbles-Lost	1-1	2-2

Individual Statistical Leaders

Passing						
Team	Player	Comp.	Att.	Int.	Yds	Sack
SJ	Grieb	25	47	3	333	5
PHI	Raudabaugh	18	41	0	239	7

Rushing					
Team	Player	Att.	Yds.	Avg.	TD
SJ	Lewis	2	2	1.0	1
PHI	Ross	10	23	2.3	2

Receiving					
Team	Player	Rec.	Yds.	Avg.	TD
SJ	Goodson	6	118	19.7	2
PHI	Jones	7	89	12.7	4

2012 IN REVIEW



SATURDAY APRIL 21, 2012
HP PAVILION
SAN JOSE SABERCATS VS. KANSAS CITY COMMAND
ATTENDANCE: 9,432



The San Jose SaberCats (4-2) knocked off the Kansas City Command (0-5) 49-35, in front of 9,432 fans at HP Pavilion. Quarterback Mark Grieb finished his night completing 24-29 passes for 315 yards and six touchdowns, and was named the National Guard MVP of the Game. Wide receiver James Roe hauled in seven passes for 88 yards and one touchdown, wide receiver Samora Goodson caught six passes for 77 yards and two scores and three other SaberCats recorded touchdown receptions. The defense again posted a great performance, holding the Command offense to just 35 points.

Kansas City's struggling offense came out firing, as quarterback Matt Gutierrez hit wide receiver Bret Smith for a 26-yard touchdown pass on the first play from scrimmage in the first quarter, giving the Command an early 6-0 lead after an unsuccessful extra point attempt. San Jose responded quickly behind future Arena Football League Hall of Fame quarterback Grieb. The 12-year veteran completed a pass to wide receiver Samora Goodson, who cut back sharply, caused two Command defenders to miss the tackle, and ran into the end zone for the 18-yard touchdown. Gutierrez went right back to Smith for a second 26-yard scoring strike, and Grieb connected with wide receiver James Roe for a 22-yard touchdown, giving San Jose a 14-13 advantage.

After Kansas City opened the second quarter scoring with a 20-yard field goal, the Command recovered a SaberCats' fumble and attempted a second field goal. The ensuing kick was blocked by SaberCats defensive lineman Tim McGill, however, setting up SaberCats' possession at the Command 17-yard line. On the next play, Grieb found offensive lineman Mark Lewis who rumbled in for the score, giving the 'Cats a 21-16 lead. A touchdown catch by wide receiver Brady Chavez gave Kansas City a brief lead, but with three seconds left in the half, Grieb scrambled and hit wide receiver Hank Edwards for the receiver's 99th career touchdown reception, putting San Jose up 28-22 at the midway point.

Kansas City once again grabbed momentum early in the half, as defensive back Sergio Gilliam picked off a pass and ran it back for a 51-yard touchdown return, moving Kansas City into the lead, 29-28. Pressured by the Command defensive line, Grieb was once again intercepted by Gilliam, but 'Cats defensive back Andre Jones responded with an interception of his own on a deep out pass in the back corner of the end zone. Grieb rebounded for a 36-yard scoring strike to wide receiver Ben Nelson, putting San Jose back in front 35-29. Gutierrez found Smith for the tandem's third touchdown connection of the night, and after the missed extra point attempt, the score was knotted at 35-35. San Jose pushed down field, and wide receiver Huey Whittaker capped the drive with a two-yard run, putting San Jose in front 42-35 after three quarters.

San Jose took advantage of their third forced turnover on the night, leading to a Goodson 16-yard score which stretched the 'Cats lead to 49-35. Overall, San Jose turned in a tremendous effort defensively, with linebacker Francis Maka and defensive lineman Joe Sykes each collecting two sacks in addition to constant defensive pressure that kept Gutierrez on the move the entire night. In the final minute of play, the 'Cats defensive hung tough once again, stopping the Command on downs and closing out its third straight home win and 30th out of its last 35 regular season games.

Score By Quarter	1	2	3	4	Score
Kansas City Command	13	9	13	0	35
SaberCats	14	14	14	7	49

Scoring Summary

- KC - Smith, 26-yard pass from Gutierrez (Wilhoit kick failed)
- SJ - Goodson, 18-yard pass from Grieb (Pertuit kick)
- KC - Smith, 26-yard pass from Gutierrez (Wilhoit kick)
- SJ - Roe, 22-yard pass from Grieb (Pertuit kick)
- KC - Wilhoit, 20-yard field goal
- SJ - Lewis, 17-yard pass from Grieb (Pertuit kick)
- KC - Chavez, 6-yard pass from Gutierrez (Wilhoit kick failed)
- SJ - Edwards, 11-yard pass from Grieb (Pertuit kick)
- KC - Gilliam, 51-yard interception return (Wilhoit kick)
- SJ - Nelson, 36-yard pass from Grieb (Pertuit kick)
- KC - Smith, 22-yard pass from Gutierrez (Wilhoit kick failed)
- SJ - Whittaker, 2-yard run (Pertuit kick)
- SJ - Goodson, 16-yard pass from Grieb (Pertuit kick)

Team Statistics

	KC	SJ
First Downs	18	20
Total Net Yds	239	325
Rush Net Yds	23	10
Pass Net Yds	216	315
Comp-Att-Int	23-44-2	24-29-2
KO Returns-Yds-TD	5-67-0	6-80-0
MFG Returns-Yds-TD	0-0-0	0-0-0
Ints for-Yds-TD	2-55-1	2-1-0
Penalties-Yds	5-17	7-33
Fumbles-Lost	1-1	1-1

Individual Statistical Leaders

Passing						
Team	Player	Comp.	Att.	Int	Yds	TD
KC	Gutierrez	23	44	2	247	4
SJ	Grieb	24	29	2	315	6
Rushing						
Team	Player	Att.	Yds.	Avg.	TD	
KC	Bryant	5	19	3.8	0	
SJ	Whittaker	2	8	4.0	1	
Receiving						
Team	Player	Rec.	Yds.	Avg.	TD	
KC	Smith	7	110	15.7	3	
SJ	Goodson	6	77	12.8	2	



SATURDAY APRIL 28, 2012
WELLS FARGO ARENA
SAN JOSE SABERCATS AT IOWA BARNSTORMERS
ATTENDANCE: 7,863



76

33

The San Jose SaberCats (5-2) knocked off the Iowa Barnstormers (3-4) convincingly, 76-33, in front of 7,863 fans at Wells Fargo Arena on Saturday night in Des Moines, Iowa. The defensive line was the story, as they recorded six sacks, and pressured Iowa quarterback J.J. Raterink throughout the night. Defensive lineman Joe Sykes finished the night with three-and-a-half sacks and an interception. Offensively, quarterback Mark Grieb was efficient, completing 19-24 passes for 219 yards and six touchdowns. Wide receiver Ben Nelson caught 11 balls for 163 yards and posted three touchdowns, while James Roe and Hank Edwards caught two apiece.

San Jose opened the scoring on their first drive, as fullback Tommy Taggart scored his eighth rushing touchdown of the season (ninth overall), as he bullied his way into the end zone. After a missed extra point, the SaberCats led 6-0 early. Iowa responded quickly, as quarterback Raterink found wide receiver Collin Taylor for a 27-yard strike. After the teams exchanged turnovers, then scores, Grieb found Nelson for the second time on the night, this time from 29-yards out, and San Jose held a 20-13 lead after one quarter of play.

Raterink found wide receiver Jesse Schmidt for a 25-yard scoring strike, but San Jose took advantage of a failed onside kick attempt, as Grieb hit Roe for a 12-yard touchdown, putting San Jose back on top, 27-21 early in the second quarter. Schmidt caught his second touchdown of the night, but linebacker Francis Maka's block of the extra point, kept things knotted at 27.

Edwards hit a significant career milestone on the next 'Cats possession, as he caught the 100th touchdown of his Arena Football League career, scoring from 29-yards out to give San Jose a 34-27 advantage late in the second quarter. The teams then traded scores, as Raterink found wide receiver Marco Thomas for the second time, and then SaberCats offensive lineman Mark Lewis pounded his way in from two yards out to give San Jose a 41-33 advantage that held until the half.

San Jose extended their lead out of halftime to 48-33. After a defensive stop, Grieb picked out a wide open Roe in the end zone on a five-yard scoring toss, the second time those two connected on the night. San Jose then took complete control, as Lewis scored another rushing touchdown, and then on the next play from scrimmage, defensive back Andre Jones intercepted Raterink and returned it 20-yards for the score.

The SaberCats closed the game out, courtesy of a 42-0 run to close the game, that ran from late in the second quarter through the completion of the game. San Jose moved it to a 76-33 lead on quarterback Danny Southwick's first touchdown for San Jose, as he hit Nelson on a 40-yard scoring strike.

Score By Quarter	1	2	3	4	Score
SaberCats	20	21	21	14	76
Iowa Barnstormers	14	19	0	0	33

Scoring Summary

- SJ - Taggart, 5-yard run (Pertuit kick failed)
- IOWA - Taylor, 27-yard pass from Raterink (Camay kick)
- SJ - Nelson, 19-yard pass from Grieb (Pertuit kick)
- IOWA - Thomas, 5-yard pass from Raterink (Camay kick)
- SJ - Nelson, 28-yard pass from Grieb (Pertuit kick)
- IOWA - Schmidt, 26-yard pass from Raterink (Camay kick)
- SJ - Roe, 12-yard pass from Grieb (Pertuit kick)
- IOWA - Schmidt, 23-yard pass from Raterink (Camay kick blocked)
- SJ - Edwards, 29-yards pass from Grieb (Pertuit kick)
- IOWA - Thomas, 10-yard pass from Raterink (Camay kick failed)
- SJ - Lewis, 2-yard run (Pertuit kick)
- SJ - Roe, 5-yard pass from Grieb (Pertuit kick)
- SJ - Lewis, 1-yard run (Pertuit kick)
- SJ - Jones, 20-yard interception return (Pertuit kick)
- SJ - Edwards, 8-yard pass from Grieb (Pertuit kick)
- SJ - Nelson, 40-yard pass from Southwick (Pertuit kick)


Team Statistics

	IOWA	SJ
First Downs	19	18
Total Net Yds	269	289
Rush Net Yds	7	22
Pass Net Yds	262	267
Comp-Att-Int	23-40-1	22-28-0
KO Returns-Yds-TD	9-208-0	3-34-0
MFG Returns-Yds-TD	0-0-0	0-0-0
Ints for-Yds-TD	0-0-0	1-20-1
Penalties-Yds	3-20	5-32
Fumbles-Lost	3-2	1-1

Individual Statistical Leaders

Passing						
Team	Player	Comp.	Att.	Int	Yds	TD
SJ	Grieb	19	24	0	219	6
IOWA	Raterink	23	40	1	303	5
Rushing						
Team	Player	Att.	Yds.	Avg.	TD	
SJ	Taggart	5	16	3.2	1	
IOWA	Thomas	2	5	2.5	0	
Receiving						
Team	Player	Rec.	Yds.	Avg.	TD	
SJ	Nelson	11	163	14.8	3	
IOWA	Thomas	13	129	9.9	2	

2012 IN REVIEW



SATURDAY MAY 5, 2012
US AIRWAYS CENTER
 SAN JOSE SABERCATS AT ARIZONA RATTTLERS
 ATTENDANCE: 9,820



The San Jose SaberCats (6-2) dispatched the Arizona Rattlers (5-3) 77-70, in front of 9,280 fans at the US Airways Center in a thriller on Saturday night in Phoenix, Ariz. Quarterback Mark Grieb passed two significant milestones tonight, moving into sole possession of second place and passing Clint Dolezel all-time for passing yardage, and into third place all-time (passing former Rattlers quarterback Sherdrick Bonner) for all-time passing touchdowns. He now has 861 touchdowns in his career. The former UC-Davis quarterback finished his night completing 30-39 passes for 388 yards and seven touchdowns. San Jose sweeps the season series, and moves into a first place tie with their opponent next Friday night, the Utah Blaze.

The Rattlers opened the scoring on their first possession when quarterback Nick Davila found wide receiver Kerry Reed for a 13-yard scoring strike, and Arizona led 7-0 early. Grieb responded with a 30-yard touchdown pass to wide receiver Ben Nelson to knot things at seven. Davila hit Reed once more, this time from 11 yards out to take the lead back midway through the first quarter.

Grieb moved into sole possession of third on the all-time touchdown list with the 856th of his illustrious career, passing Bonner when he found a wide open Nelson on a nine-yard scoring toss. Davila threw his third touchdown of the first quarter as he picked out Maurice Purify down the sideline for a 45-yard score and Arizona led 21-14. On the last play of scrimmage in the quarter, San Jose leveled things again, as fullback Tommy Taggart scored his ninth rushing touchdown of the season.

Davila connected with Purify for a second score, this time from ten yards, and the back and forth battle continued, with the Rattlers moving on top 28-21. Grieb found wide receiver Hank Edwards, who was streaking down the sideline for a 28-yard touchdown. The teams traded scores once again, as Davila found Purify for the third time on the night and Grieb connected with Samora Goodson for a 14-yard touchdown, tying things at 35. Arizona found the end zone on fullback Odie Armstrong's five-yard scoring run, and after a successful inside kick, the Rattlers scored again with just 18 seconds remaining in the half as Davila and Purify hooked up for the fourth time, pushing Arizona's lead to 49-35.

San Jose came out firing in the second half, scoring on their first possession as Grieb picked out an uncovered Edwards to pull San Jose within one score at 49-42. Purify caught his fifth touchdown of the game to push the lead back to 14, at 56-42. Edwards then scored from one-yard out for his first rushing touchdown as a member of the SaberCats; but, on the final play from scrimmage in the third quarter, Davila threw his eighth touchdown on the night to wide receiver Glen Fox, to push the lead to 63-49 after three.

SaberCats offensive lineman Mark Lewis scored for the sixth consecutive game, running it in from four yards to cut the lead in half. On the ensuing kickoff, the ball caromed off of the net and into the waiting arms of SaberCats defensive back Ruschard Dodd-Masters in the end zone for the tying touchdown with 12:17 remaining in the fourth quarter. San Jose grabbed its first lead of the night following an interception by Dodd-Masters when Grieb found wide receiver James Roe for an 11-yard touchdown midway through the fourth quarter. Arizona responded with another Armstrong rushing score; this, from six yards out to knot things at 70.

San Jose took the lead back when Grieb picked out Goodson for a nine-yard touchdown with one minute remaining in the fourth quarter to put them on top 77-70. San Jose recovered an onside kick, but Arizona was able to come up with a defensive stop and took over on downs on the San Jose eighth yard line with 24 seconds remaining in the fourth quarter. Defensive lineman Gabe Nyenhuis sacked Davila and forced a fumble, recovered by linebacker Francis Maka, to seal the San Jose victory.

Score By Quarter	1	2	3	4	Score
SaberCats	21	14	14	28	77
Arizona Rattlers	21	28	14	7	70

Scoring Summary

- ARI - Reed, 13-yard pass from Davila (Gould kick)
- SJ - Nelson, 30-yard pass from Grieb (Pertuit kick)
- ARI - Reed, 11-yard pass from Davila (Gould kick)
- SJ - Nelson, 9-yard pass from Grieb (Pertuit kick)
- ARI - Purify, 45-yard pass from Davila (Gould kick)
- SJ - Taggart, 1-yard run (Pertuit kick)
- ARI - Purify, 10-yard pass from Davila (Gould kick)
- SJ - Edwards, 28-yard pass from Grieb (Pertuit kick)
- ARI - Purify, 31-yard pass from Davila (Gould kick)
- SJ - Goodson, 14-yard pass from Grieb (Pertuit kick)
- ARI - Armstrong, 5-yard run (Gould kick)
- ARI - Reed, 13-yard pass from Davila (Gould kick)
- SJ - Edwards, 11-yard pass from Grieb (Pertuit kick)
- ARI - Purify, 34-yard pass from Davila (Gould kick)
- SJ - Edwards, 1-yard run (Pertuit kick)
- ARI - Fox, 7-yard pass from Davila (Gould kick)
- SJ - Lewis, 4-yard run (Pertuit kick)
- SJ - Dodd-Masters, 0-yard net recovery (Pertuit kick)
- SJ - Roe, 12-yard pass from Grieb (Pertuit kick)
- ARI - Armstrong, 6-yard run (Gould kick)
- SJ - Goodson, 9-yard pass from Grieb (Pertuit kick)

Team Statistics

	ARI	SJ
First Downs	25	30
Total Net Yds	384	396
Rush Net Yds	47	15
Pass Net Yds	337	381
Comp-Att-Int	23-35-1	30-39-0
KO Returns-Yds-TD	7-91-0	5-60-0
MFG Returns-Yds-TD	0-0-0	0-0-0
Ints for-Yds-TD	0-0-0	1-11-0
Penalties-Yds	4-15	7-34
Fumbles-Lost	4-4	2-2

Individual Statistical Leaders

Passing		Comp.	Att.	Int.	Yds	TD	Sack
Team	Player						
SJ	Grieb	30	39	0	388	7	1
ARI	Davila	23	35	1	343	8	1
Rushing		Att.	Yds.	Avg.	TD		
Team	Player						
SJ	Lewis	5	9	1.8	1		
ARI	Armstrong	6	24	4.0	2		
Receiving		Rec.	Yds.	Avg.	TD		
Team	Player						
SJ	Edwards	14	196	14.0	2		
ARI	Purify	8	155	19.4	4		



FRIDAY MAY 11, 2012
HP PAVILION
SAN JOSE SABERCATS VS. UTAH BLAZE
ATTENDANCE: 10,093



In an integral game for division seeding, the San Jose SaberCats (7-2) made the plays when they were most needed, and proceeded to defeat the Utah Blaze (6-3) by a score of 70-59. The 10,093 fans at HP Pavilion were treated to an aerial showcase, as a combined 83 points were put up between the two teams in the first half. With the win, San Jose now sits atop the Western Division of the National Conference.

The league's second ranked scoring offense did not disappoint, posting 70 points for the fifth time this season; attacking the Blaze with a balanced offensive gameplan, throwing for six touchdowns and running for four more. Quarterback Mark Grieb had another solid performance, going 19-28 for 236 yards and six touchdowns. Three different wide receivers ended up with two touchdowns apiece, as Hank Edwards caught six balls for 51 yards and two touchdowns, James Roe had five catches for 64 yards and two scores, and Samora Goodson caught five balls for 70 yards and two touchdowns.

The rushing game did not fall far behind as newly appointed fullback Mark Lewis made his impression felt, rushing the ball nine times for sixteen yards and two touchdowns. But, it wasn't all Lewis rushing to pay dirt, wide receivers Edwards and Whittaker each ran for a score as well.

While the scoring dominated the first half, the defense managed to change the pace of the game in the second half, holding Utah to 18 total points. Although San Jose did not force any turnovers, they managed to pressure Utah quarterback Tommy Grady on a more consistent basis, also stopping the Blaze on two separate two-point conversion attempts. The top defensive performers for the 'Cats were defensive back Andre Jones who finished with eight-and-a-half tackles, along with a pass breakup and Tim McGill was the primary force up front applying constant pressure, finishing the game with a tackle and a sack.

Special teams for the 'Cats was also vital as they recovered an onside kick with 7:48 to go in the third quarter and up nine, 56-47. The offense scored two plays later as Grieb found Goodson, moving the score to 63-47. Utah also missed two extra points and a field goal in the game, giving San Jose the important two score advantage at the end of the game.

Although the Blaze offense matched the SaberCats score-for-score in the first half, it was simply not enough to keep pace as the game slowed down in the second half. Quarterback Tommy Grady finished the game completing 26-47 passes for 397 yards and nine touchdowns. The loss spoiled an exceptional game by Utah wide receiver Shaun Kauleinamoku who finished the game with 13 catches for 211 yards and five touchdowns.

Score By Quarter	1	2	3	4	Score
Utah Blaze	14	27	6	12	59
SaberCats	14	28	21	7	70

Scoring Summary

- UTAH - Kauleinamoku, 43-yard pass from Grady (Brotzman kick)
- SJ - Whittaker, 1-yard run (Pertuit kick)
- UTAH - Kauleinamoku, 6-yard pass from Grady (Brotzman kick)
- SJ - Edwards, 5-yard run (Pertuit kick)
- UTAH - Robinson, 20-yard pass from Grady (Brotzman kick)
- SJ - Goodson, 24-yard pass from Grieb (Pertuit kick)
- UTAH - Kauleinamoku, 23-yard pass from Grady (Brotzman kick)
- SJ - Roe, 6-yard pass from Grieb (Pertuit kick)
- UTAH - Robinson, 32-yard pass from Grady (Brotzman kick failed)
- SJ - Roe, 5-yard pass from Grieb (Pertuit kick)
- UTAH - Kauleinamoku, 12-yard pass from Grady (Brotzman kick)
- SJ - Edwards, 1-yard pass from Grieb (Pertuit kick)
- SJ - Lewis, 4-yard run (Pertuit kick)
- UTAH - Lesue, 22-yard pass from Grady (Brotzman kick failed)
- SJ - Edwards, 13-yard pass from Grieb (Pertuit kick)
- SJ - Goodson, 9-yard pass from Grieb (Pertuit kick)
- UTAH - Kauleinamoku, 11-yard pass from Grady (Grady pass failed)
- SJ - Lewis, 1-yard run (Pertuit kick)
- UTAH - Robinson, 10-yard pass from Grady (Grady pass failed)

Team Statistics

	UTAH	SJ
First Downs	23	23
Total Net Yds	394	262
Rush Net Yds	0	26
Pass Net Yds	394	236
Comp-Att-Int	26-47-0	19-28-1
KO Returns-Yds-TD	7-132-0	3-75-0
MFG Returns-Yds-TD	0-0-0	1-11-0
Ints for-Yds-TD	1-0-0	0-0-0
Penalties-Yds	13-66	4-17
Fumbles-Lost	0-0	0-0

Individual Statistical Leaders

Passing						
Team	Player	Comp.	Att.	Int	Yds	TD
UTAH	Grady	26	47	0	397	9
SJ	Grieb	19	28	1	236	6
Rushing						
Team	Player	Att.	Yds.	Avg.	TD	
UTAH	Stallings	1	4	4.0	0	0
SJ	Lewis	9	16	1.8	2	
Receiving						
Team	Player	Rec.	Yds.	Avg.	TD	
UTAH	Kauleinamoku	13	211	16.2	5	
SJ	Edwards	6	51	8.5	2	

2012 IN REVIEW



**SATURDAY MAY 19, 2012
ALAMODOME
SAN JOSE SABERCATS AT SAN ANTONIO TALONS
ATTENDANCE: 7,415**



The San Jose SaberCats (7-3) fell 72-47 to the San Antonio Talons (7-3) at the Alamodome in San Antonio on Saturday night. The 'Cats could not overcome their four turnovers and Talons quarterback Aaron Garcia threw six touchdown passes in a winning effort for San Antonio.

The Talons opened the scoring in the first quarter as Garcia found wide receiver Jomo Wilson for a five-yard touchdown to give San Antonio a 7-0 advantage. After a SaberCats turnover, the Talons took advantage immediately as Garcia found a well-covered Burl Toler for a 30-yard touchdown to stretch the lead to 14-0 midway through the first quarter.

The SaberCats fumbled on the ensuing kickoff return and San Antonio struck immediately again as Garcia hit fullback Chad Cook for a 14-yard score, pushing the lead to 20-0. San Jose opened their account with a two-yard rushing touchdown by wide receiver Hank Edwards, as he scored for the fifth consecutive game, cutting the lead to 20-7; which, was the score after one quarter of play.

Grieb picked out Wilson for a 34-yard strike early in the second quarter as the lead was back to 20. San Jose responded as defensive back Andre Jones intercepted a Garcia pass and fullback Johnie Kirton, scored his first touchdown as a member of the SaberCats from four yards out to bring San Jose closer, 27-14. Wilson then scored his third touchdown of the night for San Antonio as he ran one in from two-yards out. The SaberCats kept fighting back, pulling within 13 points with a minute left in the half, when quarterback Mark Grieb hit wide receiver James Roe for an eight yard score.

The turnover bug bit San Jose two more times, as Grieb was intercepted twice, leading to two Talons touchdowns; one on a 56-yard pick six by defensive back Fred Shaw and the other via Cook, who scampered in from 26 yards to move the lead to 51-21. Grieb found Roe from four yards out to cut into the deficit, but another Cook touchdown brought the lead back to 30 late in the third.

Grieb and Roe connected for the third time on the night from five yards, but Toler caught his second touchdown after an unsuccessful onside kick and San Antonio was up 65-35. Kirton found the end zone from a yard out to pull San Jose within 24 with eight minutes remaining and quarterback Danny Southwick scampered in for a late touchdown, but it wasn't enough as San Jose fell 72-47.

Score By Quarter	1	2	3	4	Score
SaberCats	7	14	7	19	47
San Antonio Talons	20	17	21	14	72

Scoring Summary

- SA - Wilson, 5-yard pass from Garcia (Demos kick)
- SA - Toler, 30-yard pass from Garcia (Demos kick)
- SA - Cook, 14-yard pass from Garcia (Demos kick failed)
- SJ - Edwards, 2-yard run (Pertuit kick)
- SA - Wilson, 34-yard pass from Garcia (Demos kick)
- SJ - Kirton, 4-yard run (Pertuit kick)
- SA - Wilson, 2-yard run (Demos kick)
- SJ - Roe, 8-yard pass from Grieb (Pertuit kick)
- SA - Demos, 26-yard field goal
- SA - Shaw, 56-yard interception return (Demos kick)
- SA - Cook, 26-yard run (Demos kick)
- SJ - Roe, 4-yard pass from Grieb (Pertuit kick)
- SA - Cook, 7-yard run (Demos kick)
- SJ - Roe, 5-yard pass from Grieb (Pertuit kick)
- SA - Toler, 9-yard pass from Garcia (Demos kick)
- SJ - Kirton, 1-yard run (Grieb pass failed)
- SA - Holmes, 8-yard pass from Garcia (Demos kick)
- SJ - Southwick, 9-yard run (Southwick run failed)

Team Statistics

	SA	SJ
First Downs	17	32
Total Net Yds	181	354
Rush Net Yds	40	27
Pass Net Yds	141	327
Comp-Att-Int	12-25-1	33-52-2
KO Returns-Yds-TD	4-33-0	9-137-0
MFG Returns-Yds-TD	0-0-0	0-0-0
Ints for-Yds-TD	2-57-1	1-25-0
Penalties-Yds	9-45	9-41
Fumbles-Lost	2-0	2-2

Individual Statistical Leaders

Passing						
Team	Player	Comp.-Att.-Int	Yds	TD	Sack	
SJ	Grieb	31-48-2	303	3	1	
SA	Garcia	12-25-1	141	6	0	
Rushing						
Team	Player	Att.	Yds.	Avg.	TD	
SJ	Kirton	8	14	1.8	2	
SA	Cook	4	38	9.5	2	
Receiving						
Team	Player	Rec.	Yds.	Avg.	TD	
SJ	Edwards	9	112	12.4	0	
SA	Holmes	5	36	7.2	1	



SATURDAY MAY 26, 2012
HP PAVILION
SAN JOSE SABERCATS VS. CHICAGO RUSH
ATTENDANCE: 9,036



After rallying to tie the game with ten seconds remaining in regulation, the San Jose SaberCats (8-3) won an overtime thriller 84-77 over the Chicago Rush (6-4) in front over 9,036 fans at HP Pavilion in San Jose on Saturday night. Although they trailed until the game's final seconds, the SaberCats came back to force overtime and were able to secure the victory on defensive back Vince Hill's fourth interception of the season.

Quarterback Mark Grieb completed 33-of-45 passes for 417 yards and nine touchdowns and wide receiver James Roe had seven catches for 108 yards and three touchdowns, moving him into sole possession of fourth-place all-time with 267 touchdowns in his illustrious career. Wide receiver Samora Goodson caught ten passes for 120 yards and fellow receiver Huey Whittaker hauled in five balls for 91 yards as each amassed three touchdowns apiece.

The Rush jumped out to an early lead when quarterback Russ Michna found wide receiver Reggie Gray for a five-yard touchdown. On San Jose's first drive, quarterback Mark Grieb put to rest any lingering concerns from last week's tough performance, completing a pass to Whittaker who paused, spun around a Rush defender and scampered into the end zone for the 31-yard score. Michna delivered a 37-yard touchdown pass to wide receiver Jared Perry under pressure and Grieb answered by teaming with wide receiver James Roe on an 11-yard touchdown to conclude the first quarter scoring, 14-14.

Gray ran in for a score, and Chicago's subsequent kickoff took a tricky hop off the bar and eluded SaberCats kick returner Ruschard Dodd-Masters and his personal protector Hank Edwards, ending up in the arms of defensive back Semaj Moody for the touchdown. The 'Cats rebounded, as wide receiver Samora Goodson hauled in a reception and found the end zone from seven yards out, 28-21 Rush. The teams then traded scores, with Michna hitting Gray from 20 yards out and SaberCats running back Johnnie Kirton rumbling in from 1-yard to close the gap, 35-28. Backup quarterback Luke Dron scored from two yards on a keeper, and Goodson converted a 15-yard touchdown, pulling the 'Cats to 42-35 in a first half offensive shootout.

San Jose began the second half scoring in style, as Roe hauled in a 26-yard touchdown for the 266th of his career, moving him into sole possession of fourth place all-time. Kicker Nich Pertuit's impressive streak of 41 consecutive extra points ended as the kick was blocked, 42-41 Rush. Wide receivers Perry and Roe exchanged touchdowns, and Rush offensive lineman T.J. Watkins barreled in from 18 yards to stretch Chicago's lead to 56-48 at the end of three quarters.

Kirton pushed his way in from three yards out to bring the SaberCats within a point at 56-55. Wide receiver Terrance Turner snagged a six-yard touchdown pass, Grieb hit Roe on a 13-yard scoring strike and Gray grabbed a 15-yarder to give Chicago a 70-62 lead with 1:46 remaining. Rush defensive back Brian Lainhart intercepted a deep pass in the end zone, but San Jose forced a Chicago fumble on fourth down, taking over on the visitors' 11-yard line. Grieb immediately hit Goodson, who came down with the touchdown catch as he flipped over the wall. The tandem of Grieb and Roe struck again in the clutch, as the wide receiver caught the two-point conversion to tie the game at 70-70. Michna then hit Perry for a 47-yard touchdown with 20 seconds left, but Grieb responded yet again by hitting Whittaker in the corner of the end zone with two Rush defensive backs hot on his trail. Chicago's 54-yard game-winning field goal attempt fell short, and the game went into overtime at 77-77.

The SaberCats pushed down field to start the extra period, with Kirton extending his arm across the goal line for a fourth yard score, his third touchdown on the night. On Chicago's first play, Hill picked off Michna's pass in the end zone, sealing the SaberCats victory as HP Pavilion erupted.

<u>Score By Quarter</u>	<u>1</u>	<u>2</u>	<u>3</u>	<u>4</u>	<u>OT</u>	<u>Score</u>
Chicago Rush	14	28	14	21	0	77
SaberCats	14	21	13	29	7	84

Scoring Summary

- CHI - Gray, 5-yard pass from Michna (Houston kick)
- SJ - Whittaker, 31-yard pass from Grieb (Pertuit kick)
- CHI - Perry, 37-yard pass from Michna (Houston kick)
- SJ - Roe, 11-yard pass from Grieb (Pertuit kick)
- CHI - Gray, 5-yard run (Houston kick)
- CHI - Moody, 0-yard net recovery (Houston kick)
- SJ - Goodson, 16-yard pass from Grieb (Pertuit kick)
- CHI - Gray, 27-yard pass from Michna (Houston kick)
- SJ - Kirton, 1-yard run (Pertuit kick)
- CHI - Dron, 2-yard run (Houston kick)
- SJ - Goodson, 15-yard pass from Grieb (Pertuit kick)
- SJ - Roe, 26-yard pass from Grieb (Pertuit kick blocked)
- CHI - Perry, 19-yard pass from Michna (Houston kick)
- SJ - Whittaker, 14-yard pass from Grieb (Pertuit kick)
- SA - Watkins, 18-yard pass from Michna (Houston kick)
- SJ - Kirton, 3-yard run (Pertuit kick)
- CHI - Turner, 6-yard pass from Michna (Houston kick)
- SJ - Roe, 13-yard pass from Grieb (Pertuit kick)
- CHI - Gray, 15-yard pass from Michna (Houston kick)
- SJ - Goodson, 11-yard pass from Grieb (Roe pass from Grieb)
- CHI - Perry, 47-yard pass from Michna (Houston kick)
- SJ - Whittaker, 28-yard pass from Grieb (Pertuit kick)
- SJ - Kirton, 4-yard run (Pertuit kick)

Team Statistics

	CHI	SJ
First Downs	23	29
Total Net Yds	366	424
Rush Net Yds	21	12
Pass Net Yds	345	412
Comp-Att-Int	25-32-1	33-45-1
KO Returns-Yds-TD	9-173-0	9-135-0
MFG Returns-Yds-TD	0-0-0	1-40-0
Ints for-Yds-TD	1-0-0	1-0-0
Penalties-Yds	5-26	8-48
Fumbles-Lost	1-0	1-1

Individual Statistical Leaders

Passing						
Team	Player	Comp.	Att.	Int.	Yds	TD
CHI	Michna	25	32	1	351	8
SJ	Grieb	33	45	1	417	9
Rushing						
Team	Player	Att.	Yds.	Avg.	TD	
CHI	Payne	3	15	5.0	0	
SJ	Kirton	5	12	2.4	3	
Receiving						
Team	Player	Rec.	Yds.	Avg.	TD	
CHI	Gray	9	131	14.6	3	
SJ	Goodson	10	120	12.6	3	

2012 IN REVIEW



**SATURDAY JUNE 2, 2012
BRADLEY CENTER
SAN JOSE SABERCATS AT MILWAUKEE MUSTANGS
ATTENDANCE: 6,089**



The San Jose SaberCats (8-4) fell to the Milwaukee Mustangs (4-7) 81-68 in front of 6,089 fans at the Bradley Center in Milwaukee on Saturday night. Quarterback Mark Grieb made Arena Football League history with his first quarter touchdown pass to wide receiver Huey Whittaker, as he hit the 70-touchdown mark in a season for the ninth consecutive year. He completed 35-of-56 passes for 435 yards and ten touchdowns in a losing effort. Whittaker led the way with 11 catches for 120 yards and three scores, while Samora Goodson caught four scoring tosses and James Roe had three. San Jose honored their teammate Johnie Kirton, who passed away suddenly and shockingly earlier in the week by wearing helmet stickers with Kirton's number 37.

Milwaukee opened the scoring on the opening kickoff, as a defensive lineman Luis Vasquez had a net recovery and the Mustangs led 7-0. San Jose responded immediately as Grieb found Whittaker for a three-yard score to knot things at seven. Mustangs quarterback Gino Guidugli then picked out wide receiver Andrae Thurman for a six-yard strike, going back in front 13-7. As San Jose was marching to score, a fumble was returned by Vasquez for 43-yards to take a 20-7 lead into the second quarter.

Grieb connected with Goodson for a 28-yard touchdown to pull San Jose within six points at 20-14 early in the second quarter. Milwaukee quickly twice, as Guidugli hit wide receiver Taurian Washington from 29-yards out and the Mustangs recovered the ensuing kickoff off of the bar for a score pushing the lead to 33-14.

Grieb and Goodson combined again with an immediate 45-yard touchdown, cutting the Mustangs advantage to 33-20 midway through the second. Guidugli continued to spread the ball around as he picked out Jared Jenkins for a nine-yard score. Goodson then hauled in his third scoring catch of the half, this time from 25-yards out to trim the Milwaukee lead to 40-27. The teams then traded scores, as Milwaukee held a 47-34 lead late in the half and added another score on the last play from scrimmage to take a 54-34 lead into the locker room.

The Mustangs picked up right where they left off as the Guidugli-Thurman connection was good for a third time, pushing the lead to 60-34. After a good kick return by Ruschard Dodd-Masters, Grieb threw his sixth touchdown of the night, for an 11-yard strike; his second to Roe. Milwaukee responded with another score of their own as Jenkins hauled in his third score of the game, this time from 16-yards. James Roe caught his third touchdown on the night when he brought in a 12-yard score, trimming the lead to 67-48.

After a late third quarter interception by Dodd-Masters, Grieb found Whittaker for a jump ball touchdown reception from 21-yards out on fourth down to bring San Jose within 12 at 67-55. San Jose would get no closer, as they dropped their fourth game of the season, 81-68.

2012 IN REVIEW

Score By Quarter	1	2	3	4	Score
SaberCats	7	27	14	20	68
Milwaukee Mustangs	20	34	13	14	81

Scoring Summary

- MIL - Vasquez, 0-yard net recovery (Martinez kick)
- SJ - Whittaker, 3-yard pass from Grieb (Pertuit kick)
- MIL - Thurman, 6-yard pass from Guidugli (Martinez kick failed)
- MIL - Vasquez, 43-yard fumble return (Martinez kick)
- SJ - Goodson, 28-yard pass from Grieb (Pertuit kick)
- MIL - Washington, 29-yard pass from Guidugli (Martinez kick)
- MIL - McFoy, 4-yard net recovery (Martinez kick failed)
- SJ - Goodson, 45-yard pass from Grieb (Pertuit kick failed)
- MIL - Jenkins, 9-yard pass from Guidugli (Martinez kick)
- SJ - Goodson, 25-yard pass from Grieb (Pertuit kick)
- MIL - Jenkins, 9-yard pass from Guidugli (Martinez kick)
- SJ - Roe, 16-yard pass from Grieb (Pertuit kick)
- MIL - Thurman, 34-yard pass from Guidugli (Martinez kick)
- MIL - Thurman, 15-yard pass from Guidugli (Martinez kick failed)
- SJ - Roe, 11-yard pass from Grieb (Pertuit kick)
- MIL - Jenkins, 18-yard pass from Guidugli (Martinez kick)
- SJ - Roe, 13-yard pass from Grieb (Pertuit kick)
- SJ - Whittaker, 21-yard pass from Grieb (Pertuit kick)
- MIL - Thurman, 13-yard pass from Guidugli (Martinez kick)
- MIL - Jenkins, 12-yard pass from Guidugli (Martinez kick)
- SJ - Goodson, 12-yard pass from Grieb (Pertuit kick failed)
- SJ - Whittaker, 6-yard pass from Grieb (Pertuit kick)

Team Statistics

	MIL	SJ
First Downs	20	30
Total Net Yds	248	432
Rush Net Yds	4	2
Pass Net Yds	244	430
Comp-Att-Int	16-28-2	35-56-0
KO Returns-Yds-TD	5-47-0	4-69-0
MFG Returns-Yds-TD	0-0-0	0-0-0
Ints for-Yds-TD	0-0-0	2-26-0
Penalties-Yds	10-68	15-93
Fumbles-Lost	1-1	3-3

Individual Statistical Leaders

Passing						
Team	Player	Comp.	Att.	Int	Yds	TD
SJ	Grieb	35	56	0	435	10
MIL	Guidugli	16	28	2	250	9

Rushing					
Team	Player	Att.	Yds.	Avg.	TD
SJ	Lewis	1	1	1.0	0
MIL	Guidugli	1	3	3.0	0

Receiving					
Team	Player	Rec.	Yds.	Avg.	TD
SJ	Goodson	9	151	16.8	4
MIL	Thurman	7	123	17.6	4



FRIDAY JUNE 8, 2012
HP PAVILION
SAN JOSE SABERCATS VS. ORLANDO PREDATORS
ATTENDANCE: 9,345



On a night where Johnie Kirton's life was celebrated, the San Jose SaberCats (9-4) got back to their winning ways defeating the Orlando Predators (1-11) by a score of 51-34 in front of 9,345 fans at HP Pavilion. The 'Cats defense was the story of the game, causing three turnovers, tallying three sacks, and forcing four fumbles. Defensive lineman Joe Sykes made franchise history with a pair of sacks, passing Arena Football League Hall of Famer Sam Hernandez (12 in 2000) for the single season sack record, as he now has 13 on the year, which leads the AFL.

It was a tale of two plays in the first half, as SaberCats defensive lineman Gabe Nyenhuis stopped Predators quarterback Chris Leak just short of the goal line on fourth down, and a missed extra point by Orlando sent the SaberCats into the locker room with a 31-27 lead after hitting their first field goal of the year.

In the second half San Jose's defense absolutely smothered the Predators, allowing only seven points and forcing three second half turnovers. The SaberCats had an impromptu "sack party" tallying three sacks and forcing Leak to keep his head on a swivel.

SaberCats quarterback Mark Grieb was solid, completing 20-30 passes for 271 yards and four touchdowns. Wide receivers Huey Whittaker and Samora Goodson carried the bulk of the load for the San Jose. Whittaker caught eight balls for 124 yards, two touchdowns as well as a rushing score, while also earning Russell Athletic Offensive Player of the Game honors and the JLS Ironman award. Goodson finished with five catches for 90 yards and two touchdowns.

The defense provided consistent play, coming up with key stops throughout the evening. The main man behind the madness was Sykes. He was the catalyst behind the defensive dominance, having a career night which included: five tackles, two sacks, a forced fumble, and a spectacular one-handed interception that he returned 42-yards for a touchdown. The dominant performance also won Sykes five-out-of-seven game awards, including: National Guard MVP, Riddell Defensive Player of the Game, AFL Playmaker of the Game, Cutters Catch of the Game, and Spalding Highlight of the game. Not a bad pull for one outing. Defensive back LaBrose Hedgemon also performed well in his first game as a member of the SaberCats, recording nine-and-a-half tackles, which led the team, as well as two pass breakups.

For the Orlando offense it was a forgettable performance. The team only scored seven second half points, being shut down every time it threatened the end zone. Leak finished 25-47 for 316 yards and five touchdowns. The leading receivers for Orlando were; Glen Fox who caught nine balls for 125 yards and a touchdown, and Jarvis Williams who also caught nine balls for 100 yards and three scores.

Orlando's defense played well, holding San Jose to only 51 points and were led by Simeon Castille who recorded six-and-a-half tackles, a pass breakup and two interceptions. Defensive lineman Richard Clebert also chipped in with a tackle and a sack.

Score By Quarter	1	2	3	4	Score
Orlando Predators	7	20	0	7	34
SaberCats	14	17	14	6	51

Scoring Summary

- SJ - Goodson, 36-yard pass from Grieb (Pertuit kick)
- ORL - Toliver, 36-yard pass from Leak (Lewis kick)
- SJ - Goodson, 13-yard pass from Grieb (Pertuit kick)
- ORL - Williams, 6-yard pass from Leak (Lewis kick)
- SJ - Whittaker, 5-yard run (Pertuit kick)
- ORL - Fox, 48-yard pass from Leak (Lewis kick)
- SJ - Whittaker, 45-yard pass from Grieb (Pertuit kick)
- ORL - Williams, 10-yard pass from Leak (Lewis kick failed)
- SJ - Pertuit, 40-yard field goal
- SJ - Whittaker, 13-yard pass from Grieb (Pertuit kick)
- SJ - Sykes, 43-yard interception return (Pertuit kick)
- ORL - Williams, 10-yard pass from Leak (Lewis kick)
- SJ - Lewis, 10-yard kickoff return (Pertuit kick failed)

Team Statistics

	ORL	SJ
First Downs	21	14
Total Net Yds	321	271
Rush Net Yds	22	6
Pass Net Yds	299	265
Comp-Att-Int	25-47-1	20-30-2
KO Returns-Yds-TD	6-84-0	2-26-1
MFG Returns-Yds-TD	0-0-0	1-9-0
Ints for-Yds-TD	2-17-0	1-43-1
Penalties-Yds	4-28	9-54
Fumbles-Lost	4-2	0-0

Individual Statistical Leaders

Passing						
Team	Player	Comp.	Att.	Int.	Yds	TD
ORL	Leak	25	47	1	316	5
SJ	Grieb	20	30	2	271	4
Rushing						
Team	Player	Att.	Yds.	Avg.	TD	
ORL	Jamison	7	20	2.6	0	
SJ	Whittaker	2	6	3.0	1	
Receiving						
Team	Player	Rec.	Yds.	Avg.	TD	
ORL	Williams	9	100	11.1	3	
SJ	Whittaker	8	124	15.5	2	

2012 IN REVIEW



SUNDAY JUNE 17, 2012
SPRINT CENTER
 SAN JOSE SABERCATS AT KANSAS CITY COMMAND
 ATTENDANCE: 4,258



The San Jose SaberCats (9-5) fell to the Kansas City Command (3-10) on Sunday by the score of 57-41 in front of 4,258 fans at the Sprint Center in Kansas City. Quarterback Mark Grieb finished 27-42 for 322 yards and five touchdowns.

San Jose opened the scoring after an interception by Tanner Varner, as Grieb picked out a wide open Samora Goodson for a five-yard score. The Command responded as quarterback Zack Eskridge scored on a keeper from one yard out which gave Kansas City a 7-6 advantage midway through the first quarter. Grieb then found James Roe for a 14-yard scoring strike to put San Jose back on top again, this time 13-7.

The SaberCats scored on their opening drive of the second quarter, as Grieb connected with Goodson once more, this time for a 20-yard score. After a missed extra point, it was 19-7 SaberCats but on the ensuing kickoff, Command wide receiver Jackie Chambers scored on a 57-yard return to pull Kansas City within five. After a four-and-out by San Jose, the Command took over at the one yard line and scored via another Eskridge one-yard run. San Jose answered right back as wide receiver Fred Williams made his first career touchdown reception when Grieb found him in the back of the end zone for a three-yard score, putting the 'Cats on top 25-21. It was 25-24 San Jose at the half after a James Wilhoit 41-yard field goal for the Command.

Kansas City took advantage of a San Jose mistake, as O.J. Simpson scored on the opening kickoff on a net recovery to put them on top once again, 31-25. San Jose took the lead back after a successful drive was punctuated by fullback Reagan Maui'a's first career touchdown, as he scored from three yards out. Kansas City struck back immediately, as Chambers scored his second touchdown of the game, as he caught a 36-yard score.

Two consecutive Kansas City Command touchdowns by wide receiver Bret Smith put them on top by their largest margin, 17 points, 50-33. Grieb then connected with Goodson on a 20-yard score and coupled with a two point conversion, San Jose cut the lead to 50-41. They would get no closer, as Chambers scored once more, scampering 21-yards for his third touchdown of the game and the Command would hold on to win 57-41 for their third victory of the season.

2012 IN REVIEW

Score By Quarter	1	2	3	4	Score
SaberCats	13	12	8	8	41
Kansas City Command	7	17	13	20	57

Scoring Summary

- SJ - Goodson, 4-yard pass from Grieb (Paglia kick failed)
- KC - Eskridge, 1-yard run (Wilhoit kick)
- SJ - Roe, 14-yard pass from Grieb (Paglia kick)
- SJ - Goodson, 20-yard pass from Grieb (Paglia kick failed)
- KC - Chambers, 57-yard kickoff return (Wilhoit kick)
- KC - Eskridge, 1-yard run (Wilhoit kick)
- SJ - Williams, 3-yard pass from Grieb (Paglia kick failed)
- KC - Wilhoit, 39-yard field goal
- KC - Simpson, 3-yard net recovery (Wilhoit kick)
- SJ - Maui'a, 3-yard run (Whittaker pass from Grieb)
- KC - Chambers, 36-yard pass from Eskridge (Wilhoit kick failed)
- KC - Smith, 25-yard pass from Eskridge (Wilhoit kick failed)
- KC - Smith, 12-yard pass from Eskridge (Wilhoit kick)
- SJ - Goodson, 20-yard pass from Grieb (Whittaker rush)
- KC - Chambers, 21-yard run (Wilhoit kick)

Team Statistics

	KC	SJ
First Downs	15	22
Total Net Yds	224	316
Rush Net Yds	54	13
Pass Net Yds	170	303
Comp-Att-Int	12-23-1	27-42-2
KO Returns-Yds-TD	6-112-1	5-60-0
MFG Returns-Yds-TD	0-0-0	1-13-0
Ints for-Yds-TD	2-36-0	1-0-0
Penalties-Yds	8-83	4-30
Fumbles-Lost	1-0	1-1

Individual Statistical Leaders

Passing						
Team	Player	Comp.	Att.	Int.	Yds.	TD
SJ	Grieb	27	42	2	322	5
KC	Eskridge	12	23	1	183	3
Rushing						
Team	Player	Att.	Yds.	Avg.	TD	
SJ	Maui'a	3	8	2.7	1	
KC	Chambers	4	31	7.8	1	
Receiving						
Team	Player	Rec.	Yds.	Avg.	TD	
SJ	Roe	8	100	12.5	1	
KC	Smith	6	80	13.3	2	



SATURDAY JUNE 23, 2012
HP PAVILION
SAN JOSE SABERCATS VS. SPOKANE SHOCK
ATTENDANCE: 9,062



63

90

Seven turnovers hurt the San Jose SaberCats (9-6), who were defeated by the Spokane Shock (8-6) 90-63, in front of 9,062 fans at HP Pavilion on Saturday night. Quarterback Mark Grieb completed 25-40 passes for 356 yards and five touchdowns and passed another milestone in his illustrious career, becoming the third Arena Football League quarterback with 900 career touchdowns. His counterpart, Kyle Rowley had arguably the best quarterbacking night in AFL history, breaking the all-time AFL single-game touchdown record with 12 on the night, as well as completing 30-37 passes for 388 yards.

San Jose wide receiver Fred Williams caught seven passes for 102 yards and three touchdowns and wide receiver Samora Goodson had seven receptions for 142 yards and one score. Wide receiver and kick returner Rodney Wright had 318 all-purpose yards and two total touchdowns in his return to San Jose after playing with the team from 2005-2008 and 2011.

Spokane gained an early edge with Rowley hitting wide receiver Adron Tennell for two quick touchdowns, putting them on top 14-0. San Jose answered on fourth down, as Grieb found Williams who fought through a defensive interference and hauled in the 31-yard touchdown. Shock wide receiver Rod Harper then nabbed a 15-yard score, and Spokane led 21-7 after the first quarter.

Offensive lineman and fullback Mark Lewis charged in for a three-yard touchdown run to begin the second quarter and trimmed the deficit to seven points. Behind Harper's two scores and one apiece from Tennell and wide receiver Steven Black, Spokane went on a 28-0 run and opened up a 49-14 lead.

Grieb made AFL history with eight seconds remaining in the first half. The former UC Davis Aggie collected the 900th touchdown of his illustrious career with a 16-yard scoring pass to Williams, joining Talons quarterback Aaron Garcia and former AFL veteran Clint Dolezel as the only others to complete the impressive feat.

With 11:28 remaining in the third quarter, a nine-yard toss to Tennell brought the score to 56-20 in favor of Spokane. Grieb connected with Goodson for the 48-yard scoring strike and wide receiver Huey Whittaker converted the two-point conversion. On Spokane's ensuing drive, Whittaker scooped up a fumble, leaped over a pile of lineman and dashed in for his 20th touchdown of the season, drawing San Jose within 20 points at 56-36.

Tennell and wide receiver Jeffrey Solomon added scores in the third quarter, giving Spokane a 69-36 advantage with one period to play. In the fourth quarter, Grieb found wide receiver Rodney Wright for the 25-yard score and Whittaker converted his third two-point conversion. Harper caught Rowley's 18-yard pass for the score and Solomon secured a 45-yard touchdown reception, giving Rowley his 12th touchdown pass of the night to break the all-time, single-game record.

Tennell had 12 catches, 149 yards and five touchdowns while Harper added ten receptions, 130 yards and four scores. Defensive back Paul Stephens sparked Spokane's defensive effort, intercepting two passes and leading the team with six tackles.

2012 IN REVIEW

Score By Quarter	1	2	3	4	Score
Spokane Shock	21	28	20	21	90
SaberCats	7	13	16	27	63

Scoring Summary

- SPO - Tennell, 28-yard pass from Rowley (Spencer kick)
- SPO - Tennell, 18-yard pass from Rowley (Spencer kick)
- SJ - Williams, 31-yard pass from Grieb (Pertuit kick)
- SPO - Harper, 15-yard pass from Rowley (Spencer kick)
- SJ - Lewis, 3-yard run (Pertuit kick)
- SPO - Harper, 26-yard pass from Rowley (Spencer kick)
- SPO - Tennell, 14-yard pass from Rowley (Spencer kick)
- SPO - Harper, 9-yard pass from Rowley (Spencer kick)
- SPO - Black, 18-yard pass from Rowley (Spencer kick)
- SJ - Williams, 16-yard pass from Grieb (Grieb pass failed)
- SPO - Tennell, 9-yard pass from Rowley (Spencer kick)
- SJ - Goodson, 48-yard pass from Grieb (Whittaker pass from Grieb)
- SJ - Whittaker, 17-yard fumble return (Wright pass from Grieb)
- SPO - Tennell, 12-yard pass from Rowley (Spencer kick failed)
- SPO - Solomon, 15-yard pass from Rowley (Spencer kick)
- SJ - Wright, 25-yard pass from Grieb (Whittaker pass from Grieb)
- SPO - Harper, 18-yard pass from Rowley (Spencer kick)
- SPO - Solomon, 45-yard pass from Rowley (Spencer kick)
- SJ - Lewis, 2-yard run (Pertuit kick blocked)
- SPO - Stephens, 12-yard kick return (Spencer kick)
- SJ - Williams, 4-yard pass from Grieb (Pertuit kick)
- SJ - Wright, 57-yard missed field goal return

Team Statistics

	SPO	SJ
First Downs	20	21
Total Net Yds	383	347
Rush Net Yds	6	19
Pass Net Yds	377	328
Comp-Att-Int	30-37-1	25-40-2
KO Returns-Yds-TD	6-83-1	10-183-0
MFG Returns-Yds-TD	0-0-0	1-57-1
Ints for-Yds-TD	2-35-0	1-20-0
Penalties-Yds	15-106	8-47
Fumbles-Lost	4-2	5-5

Individual Statistical Leaders

Passing						
Team	Player	Comp.	Att.	Int	Yds	TD
SPO	Rowley	30	37	1	388	12
SJ	Grieb	25	40	2	356	5

Rushing					
Team	Player	Att.	Yds.	Avg.	TD
SPO	Nierman	2	9	4.5	0
SJ	Lewis	6	21	3.5	2

Receiving					
Team	Player	Rec.	Yds.	Avg.	TD
SPO	Tennell	12	149	12.4	5
SJ	Goodson	7	142	20.3	1



SATURDAY JUNE 30, 2012
ALLSTATE ARENA
 SAN JOSE SABERCATS AT CHICAGO RUSH
 ATTENDANCE: 6,581



75

61

The San Jose SaberCats (10-6) defeated the Chicago Rush (9-6) 75-61, in front of 6,581 fans at Allstate Arena on Saturday night in arguably the most important game of San Jose's season to date. Quarterback Mark Grieb completed 28-36 passes for 360 yards and seven total touchdowns (one rushing). Wide receiver Fred Williams had the best game of his young career, posting 11 catches for 164 yards and five total touchdowns.

The SaberCats opened the scoring, as Williams scored the first rushing touchdown of his career, getting in from two yards out to give San Jose the early 7-0 advantage. Chicago answered back immediately, as quarterback Russ Michna connected with wide receiver Jared Perry for a 30-yard scoring strike to tie things at 7. San Jose responded with an 18-yard touchdown pass from Grieb to wide receiver James Roe and after recovering a fumble on the ensuing kickoff, Grieb found Williams for a nine yard score to push the lead to 21-7.

Chicago scored to trim the lead to 21-13 after Perry's second touchdown of the night, but San Jose scored on two consecutive possessions to stretch their lead to 35-13. Grieb hit wide receiver Samora Goodson for a 29-yard score and a net recovery on the ensuing kickoff set up a one yard touchdown run by Tommy Taggart, playing in his first game since being injured on May 5 in Arizona. The teams then traded scores, as the 'Cats led 42-20 and Grieb eclipsed the 5,000 yard passing yardage milestone for just the second time in his illustrious career, the last time being in 2011. The Rush pulled within 15 again, as Perry scored on a two-yard run, bringing the score to 42-27. San Jose converted a fourth down play as the first half expired, as offensive lineman Jasper Harvey brought in a deflected pass to put the SaberCats on top 48-27 at the break.

The Rush came out of the locker room firing, as Michna picked out Gray for a 26-yard touchdown on the first play from scrimmage, cutting the lead to 14 points at 48-34 early in the third quarter. Taggart found paydirt again as he walked into the end zone untouched to stretch the SaberCats lead back to 21 at 55-34. Chicago came up with a 14-point run, sandwiched around a key goal line stand and Perry found the end zone twice, bringing the Rush within one score. Grieb then connected with Williams again on a 27-yard touchdown to push the lead to 62-47.

Chicago cut the deficit to seven on a 12-yard touchdown pass from Michna to Gray coupled with a two point conversion, 62-55 early in the fourth quarter. Williams exploded for a 57-yard kickoff return on the ensuing kick, capping his evening, putting San Jose on top 68-55. San Jose's defense then made a massive play, as defensive lineman Gabe Nyenhuis forced a fumble that was recovered by Joe Sykes with nine minutes to play in the fourth quarter. Grieb then pushed the lead back to 75-55, as he scampered in from four yards out. San Jose held off Chicago and pulled out their tenth win of 2012, 75-61.

2012 IN REVIEW

Score By Quarter	1	2	3	4	Score
SaberCats	21	27	14	13	75
Chicago Rush	7	20	20	14	61

Scoring Summary

- SJ - Williams, 2-yard run (Pertuit kick)
- CHI Perry, 30-yard pass from Michna (Houston kick)
- SJ - Roe, 18-yard pass from Grieb (Pertuit kick)
- SJ - Williams, 9-yard pass from Grieb (Pertuit kick)
- CHI - Perry, 6-yard pass from Michna (Houston kick failed)
- SJ - Goodson, 21-yard pass from Grieb (Pertuit kick)
- SJ - Taggart, 1-yard run (Pertuit kick)
- CHI - Gray, 25-yard pass from Michna (Houston kick)
- SJ - Williams, 33-yard pass from Grieb (Pertuit kick)
- CHI - Perry, 2-yard run (Houston kick)
- SJ - Harvey, 1-yard pass from Grieb (Pertuit kick failed)
- CHI - Gray, 26-yard pass from Michna (Houston kick)
- SJ - Taggart, 2-yard run (Pertuit kick)
- CHI - Perry, 5-yard run (Houston kick blocked)
- CHI - Perry, 35-yard pass from Michna (Houston kick)
- SJ - Williams, 32-yard pass from Grieb (Pertuit kick)
- CHI - Gray, 12-yard pass from Michna (Houston rush)
- SJ - Williams, 57-yard kick return (Pertuit kick failed)
- SJ - Grieb, 4-yard run (Pertuit kick)
- CHI - Gray, 15-yard pass from Michna (Houston kick failed)

Team Statistics

	CHI	SJ
First Downs	27	29
Total Net Yds	385	386
Rush Net Yds	10	26
Pass Net Yds	375	360
Comp-Att-Int	27-37-0	28-36-0
KO Returns-Yds-TD	6-86-0	8-130-1
MFG Returns-Yds-TD	0-0-0	0-0-0
Ints for-Yds-TD	0-0-0	0-0-0
Penalties-Yds	7-43	10-50
Fumbles-Lost	2-2	1-0

Individual Statistical Leaders

Passing						
Team	Player	Comp.	Att.	Int	Yds	TD
SJ	Grieb	28	36	0	360	6
CHI	Michna	27	37	0	375	7
Rushing						
Team	Player	Att.	Yds.	Avg.	TD	
SJ	Taggart	9	15	1.7	2	
CHI	Payne	2	7	3.5	2	
Receiving						
Team	Player	Rec.	Yds.	Avg.	TD	
SJ	Williams	11	164	14.9	3	
CHI	Gray	6	76	12.7	3	



SATURDAY JULY 7, 2012
HP PAVILION
SAN JOSE SABERCATS VS. NEW ORLEANS VOODOO
ATTENDANCE: 9,251



The San Jose SaberCats (11-6) defeated the New Orleans (8-8) 55-31, in front of 9,251 fans at HP Pavilion on Saturday night. Quarterback Mark Grieb finished his night completing 22-30 passes for 242 yards and six touchdowns, giving him 105 on the season which is a new career-high for the future Hall-of-Famer. Wide receiver Samora Goodson hauled in nine passes for 107 yards and two touchdowns, wide receiver Fred Williams caught six passes for 77 yards and three touchdowns and defensive back Andre Jones added two key interceptions.

San Jose can now clinch a playoff berth tomorrow if both the Chicago Rush (9-6) and Spokane Shock (8-7) lose. The Rush host the San Antonio Talons (12-3), while the Shock travel to the city of Brotherly Love to take on the Philadelphia Soul (13-3).

New Orleans kicked off the scoring with a 42-yard field goal and Grieb hit wide receiver James Roe from 14 yards for the quarterback's 100th touchdown pass of the season, tying a career-high. On the ensuing drive, Jones jumped a VooDoo receiver's route, sprawled out for the interception and returned the pick 19-yards to extend San Jose's lead, 14-3. Grieb then connected with Goodson for a 14-yard score and the SaberCats took a 20-3 lead into the second quarter.

VooDoo fullback Joe Alajajian showed off his athleticism, leaping over a SaberCats defender en route to a 28-yard touchdown reception to start the second quarter. San Jose answered back behind Williams' seven-yard score and another big play by Jones. With five minutes left in the half, VooDoo quarterback Kurt Rocco's pass sailed long, hit the bar in the end zone and bounced back into play where it was corralled by Jones who returned the interception 30 yards. San Jose was unable to capitalize, however, and New Orleans converted a 31-yard scoring strike, narrowing their deficit to 27-17 with 1:56 remaining in the half. Williams added an 18-yard touchdown and VooDoo wide receiver L.J. Castile pulled down a 14-yarder to bring things to 34-24 SaberCats at halftime.

San Jose continued their strong defensive effort in the third quarter. Defensive lineman Gabe Nyenhuus broke through his defender and blocked an attempted field goal while fellow defensive lineman Joe Sykes scooped up the bouncing ball and dashed three yards for the score. On the subsequent VooDoo drive, Nyenhuus forced a goal-line fumble that bounced out the back of the end zone and the SaberCats led 41-24 heading into the final period.

The SaberCats once again stepped up the pressure defensively after the teams traded touchdowns to begin the fourth quarter. Defense back Tanner Varner notched an interception of his own, the SaberCats third of the night and the offensive capitalized on the opportunity as Williams nabbed a nine-yard touchdown toss to conclude the game's scoring.

New Orleans' 31 points were the fewest allowed by San Jose this season and the three SaberCats interceptions marked a season-high as well.

2012 IN REVIEW

Score By Quarter	1	2	3	4	Score
New Orleans VooDoo	3	21	0	7	31
SaberCats	20	14	7	14	55

Scoring Summary

- NO - Cismesio, 42-yard field goal
- SJ - Roe, 14-yard pass from Grieb (Pertuit kick)
- SJ - Jones, 19-yard interception return (Pertuit kick)
- SJ - Goodson, 14-yard pass from Grieb (Pertuit kick failed)
- NO - Alajajian, 28-yard pass from Rocco (Cismesia kick)
- SJ - Williams, 7-yard pass from Grieb (Pertuit kick)
- NO - Bush, 31-yard pass from Rocco (Cismesia kick)
- SJ - Williams, 18-yard pass from Grieb (Pertuit kick)
- NO - Castile, 14-yard pass from Rocco (Cismesia kick)
- SJ - Sykes, 3-yard blocked FG return (Pertuit kick)
- NO - Payne, 34-yard pass from Zbydniwski (Cismesia kick)
- SJ - Goodson, 28-yard pass from Grieb (Pertuit kick)
- SJ - Williams, 9-yard pass from Grieb (Pertuit kick)

Team Statistics

	NO	SJ
First Downs	14	17
Total Net Yds	216	286
Rush Net Yds	18	16
Pass Net Yds	198	270
Comp-Att-Int	15-42-3	23-31-2
KO Returns-Yds-TD	8-149-0	5-75-0
MFG Returns-Yds-TD	0-0-0	0-0-0
Ints for-Yds-TD	2-8-0	3-67-1
Penalties-Yds	8-62	5-27
Fumbles-Lost	3-1	2-0

Individual Statistical Leaders

Passing		Comp.-Att.-Int	Yds	TD	Sack
Team	Player				
NO	Rocco	11-30-2	152	3	2
SJ	Grieb	22-30-2	242	6	1
Rushing		Att.	Yds.	Avg.	TD
Team	Player				
NO	Bush	1	16	16.0	0
SJ	Taggart	5	13	2.6	0
Receiving		Rec.	Yds.	Avg.	TD
Team	Player				
NO	Bush	6	65	10.8	1
SJ	Goodson	9	107	11.9	2



SATURDAY JULY 14, 2012
HP PAVILION
SAN JOSE SABERCATS VS. IOWA BARNSTORMERS
ATTENDANCE: 11,072



With the playoffs on the horizon for one team, and tee-times set for the other, the San Jose SaberCats (12-6) had playoff positioning on the line, while the Iowa Barnstormers (6-11) were playing for pride. Rational thinking would lead one to believe that Iowa could 'mail it in' on one of their last games of the season; and contrary, they came to play. With San Jose trailing at halftime 28-20, it took a flurry of key defensive plays and 23-answered second half points, giving San Jose the 57-48 victory in front of 11,072 at HP Pavilion.

It was an atypical offensive performance for San Jose as they managed to only put up 20 first half points. Iowa was able to block an extra point as well as get a defensive stop, propelling them to a surprising 28-20 halftime lead.

With 2012 SaberCats Hall of Fame inductees Sam Hernandez and Barry Wagner having their jerseys retired at halftime, something must have carried over from the celebration because the SaberCats came out to play in the third quarter. After the two teams traded scores to begin the half, the first key momentum swing happened when the 'Cats had a net recovery on a kickoff with 6:04 to go in the third quarter and the team trailing 35-27. Two plays later quarterback Mark Grieb found James Roe in the endzone for a four-yard touchdown bringing the SaberCats to within one at 35-34. On Iowa's ensuing offensive possession, San Jose defensive lineman Jermaine Smith sacked J.J. Raterink in the endzone for a safety to give San Jose their first lead 36-35 since the game's opening drive. After receiving the resulting kickoff, the 'Cats again wasted no time in expanding their lead as Grieb found wide receiver Huey Whittaker for one of his three scores on the night, this, a nine-yard touchdown, capping off the 23-answered points. The SaberCats would not relinquish the lead after that point, and finished the regular season on a three game winning streak.

In what potentially could be Grieb's last home game as a member of the SaberCats, the future Hall of Famer did what he normally does; throw touchdowns. Grieb finished the game going 30-42 for 285 yards and seven touchdowns, all while finding five different receivers. Wide receiver Samora Goodson finished with 11 catches for 85 yards, Grieb's long time target James Roe finished with three catches for 30 yards and three touchdowns, while Huey Whittaker had nine catches for 91 yards, three receiving touchdowns. Whittaker was also awarded National Guard MVP of the Game and Russell Athletic Offensive Player of the Game.

Although the game was much closer on the scoreboard this time around against Iowa, the fact that the defense was again stellar in the second half didn't change, and it was no coincidence that the defensive line as a whole took home the AFL Playmaker of the Game award. The defense recorded five sacks, a fumble recovery, and a safety; the effort propelled the SaberCats to the come from behind victory. San Jose finished the season with a new AFL single season record for sacks as a team with 42. Defensive back Tanner Varner led the team with seven-and-a-half tackles, and lineman Tim McGill chipped in with two of the five sacks and also took home the Riddell Defensive Player of the Game award.

The Iowa defense played well, holding the SaberCats offense below its season scoring average, but they were unable to force any turnovers or sack Grieb, which does not bode well for stopping an offense as prolific as San Jose. Defensive back Cameron McGlenn finished with a team high 11 tackles and defensive back Jason Simpson finished second with eight-and-a-half tackles to go along with a pass breakup.

Score By Quarter	1	2	3	4	Score
Iowa Barnstormers	7	21	7	13	48
SaberCats	13	7	16	21	57

Scoring Summary

- SJ - Roe, 11-yard pass from Grieb (Gatto kick blocked)
- IOWA - Schmidt, 5-yard pass from Raterink (Camay kick)
- SJ - Whittaker, 38-yard pass from Grieb (Gatto kick)
- IOWA - Schmidt, 8-yard pass from Raterink (Camay kick)
- IOWA - Reynolds, 2-yard run (Camay kick)
- SJ - Whittaker, 8-yard pass from Grieb (Gatto kick)
- IOWA - Thomas, 17-yard pass from Raterink (Camay kick)
- IOWA - Filer, 5-yard run (Camay kick)
- SJ - Williams, 7-yard pass from Grieb (Gatto kick)
- SJ - Roe, 4-yard pass from Grieb (Gatto kick)
- SJ - Smith safety
- SJ - Whittaker, 8-yard pass from Grieb (Gatto kick)
- IOWA - Reynolds, 2-yard pass from Thomas (Camay kick)
- SJ - Roe, 15-yard pass from Grieb (Gatto kick)
- SJ - Taggart, 3-yard run (Gatto kick)
- IOWA - Thomas, 4-yard run (Camay kick failed)

Team Statistics

	IOWA	SJ
First Downs	20	22
Total Net Yds	220	306
Rush Net Yds	16	21
Pass Net Yds	204	285
Comp-Att-Int	23-37-0	30-42-0
KO Returns-Yds-TD	5-94-0	8-123-0
MFG Returns-Yds-TD	0-0-0	0-0-0
Ints for-Yds-TD	0-0-0	1-0-0
Penalties-Yds	3-13	8-48
Fumbles-Lost	1-1	0-0

Individual Statistical Leaders

Passing						
Team	Player	Comp.	Att.	Int	Yds	TD
IOWA	Raterink	22	36	0	227	3
SJ	Grieb	30	42	0	285	7

Rushing						
Team	Player	Att.	Yds.	Avg.	TD	
IOWA	Filer	2	10	5.0	1	
SJ	Taggart	4	15	3.8	1	

Receiving						
Team	Player	Rec.	Yds.	Avg.	TD	
IOWA	Schmidt	7	67	9.6	2	
SJ	Whittaker	9	91	10.1	3	



SATURDAY JULY 28, 2012
US AIRWAYS CENTER
 SAN JOSE SABERCATS AT ARIZONA RATTTLERS
 ATTENDANCE: 7,545
 NATIONAL CONFERENCE SEMIFINAL



The third-seeded San Jose SaberCats (12-7) took on the second-seeded Arizona Rattlers (14-5) as the two teams renewed their incendiary rivalry in their third meeting of the season. The playoff atmosphere was palpable, as both teams traded blows back and forth in front of 7,545 fans at the US Airways Center. Once again it came down to the fourth quarter, a quarter that felt like a game in itself because of the dramatic back and forth action. Eventually when the clock did hit zero, it was the Rattlers who managed to land the last blow and hold off the SaberCats.

It was an uncharacteristic start to the game for the SaberCats offense as they failed to score on two consecutive drives. Both teams also managed to intercept the opposing quarterback, as the SaberCats defense managed to pull down three interceptions, which helped to limit the Rattler offense. Arizona managed to jump out to a 14-0 lead at the end of the first quarter, but San Jose stormed back with a quick strike touchdown on their first drive of the second quarter as SaberCats quarterback Mark Grieb found wide receiver Huey Whittaker for a wonderful over the shoulder grab as Whittaker crashed into the wall making the score 14-7. Whittaker struck again, this time with 8:29 to go in the second quarter as he intercepted quarterback Nick Davila's errant pass that bounced off the field goal netting. He followed that up with his second touchdown catch of the half, this time a seven yard score after Davila threw another interception giving San Jose the ball back.

All-in-all it was a bizarre first half of play, marred by turnovers an erratic offense. The Rattlers managed to cling to a slim lead at 21-14 going into the locker rooms at halftime.

Arizona started the third quarter with the football and Davila found wide receiver Maurice Purify for an 18-yard score to put the Rattlers up 28-14. The SaberCats would answer with a score of their own, as Whittaker made his third touchdown grab of the game as Grieb found him for a four yard strike, bringing the SaberCats back to within one score at 28-21. It was a quarter in which each team only managed to score one touchdown as the pace slowed significantly.

As has been the case in the previous two games, it all came down to the fourth quarter. If you wanted more action, it came in absolute waves, and in almost every form imaginable in the fourth quarter. There was a 25-yard field goal by Rattlers kicker Chris Gould to open up the scoring, a rushing touchdown by the SaberCats Whittaker, his fourth total touchdown of the game; it also gave San Jose their first lead of the game 35-31. There were two interceptions returned for touchdowns, one by SaberCats defensive back Andre Jones, and the other by Rattlers defensive back Arkeith Brown. Arizona wide receiver Purify and SaberCats wide receiver Fred Williams also added two receiving touchdowns each.

The deciding factor was when San Jose attempted an onside kick and recovered the football with 1:03 to go in the fourth and trailing by only three at 44-41. But the play went to review and it was ruled that the SaberCats had illegally touched the ball, thus the ball was given back to Arizona and they never relinquished the lead again.

Grieb ended the game going 26-57 for 263 yards and five touchdowns. The leading receiver statistically for the San Jose was Williams who finished the game with ten catches for 90 yards and two touchdowns. But the star on offense was wide receiver Huey Whittaker who caught nine passes for 87 yards and three scores, Whittaker also rushed for a touchdown.

The SaberCats defense was a force; it essentially kept the SaberCats in the game, as it stifled the high-powered Arizona offense. They were able to force last year's MVP quarterback Davila into four interceptions, as they pressured the signal caller all night. Defensive back Andre Jones had two interceptions and returned one 20-yards for a touchdown. Defensive back Tanner Varner also had an interception as did linebacker Huey Whittaker.

For the Rattlers offense Davila went 21-42 for 246 yards and six touchdowns. Wide receiver Maurice Purify was superb, catching 10 passes for 134 yards and four touchdowns and wide receiver Kerry Reed caught six passes for 56 yards.

Score By Quarter	1	2	3	4	Score
SaberCats	0	14	7	27	48
Arizona Rattlers	14	7	7	23	51

Scoring Summary

- ARI - Carter, 7-yard pass from Davila (Gould kick)
- ARI - Purify, 5-yard pass from Davila (Gould kick)
- SJ - Whittaker, 30-yard pass from Grieb (Pertuit kick)
- SJ - Whittaker, 7-yard pass from Grieb (Pertuit kick)
- ARI - Geathers, 8-yard pass from Davila (Gould kick)
- ARI - Purify, 18-yard pass from Davila (Gould kick)
- SJ - Whittaker, 4-yard pass from Grieb (Pertuit kick)
- ARI - Gould, 25-yard field goal
- SJ - Whittaker, 2-yard run (Pertuit kick)
- SJ - Jones, 20-yard interception return (Pertuit kick)
- ARI - Purify, 29-yard pass from Davila (Gould kick failed)
- ARI - Brown, 42-yard interception return (Gould kick)
- SJ - Williams, 14-yard pass from Grieb (Grieb pass failed)
- ARI - Purify, 9-yard pass from Davila (Gould kick)
- SJ - Williams, 14-yard pass from Grieb (Pertuit kick)

Team Statistics

	ARI	SJ
First Downs	17	18
Total Net Yds	247	261
Rush Net Yds	1	3
Pass Net Yds	246	258
Comp-Att-Int	21-42-4	26-57-2
KO Returns-Yds-TD	2-19-0	6-167-0
MFG Returns-Yds-TD	0-0-0	0-0-0
Ints for-Yds-TD	2-48-1	4-20-1
Penalties-Yds	6-42	6-28
Fumbles-Lost	0-0	0-0

Individual Statistical Leaders

Passing						
Team	Player	Comp.	Att.	Int	Yds	Sack
SJ	Grieb	26	57	2	263	5
ARI	Davila	21	42	4	246	6

Rushing					
Team	Player	Att.	Yds.	Avg.	TD
SJ	Whittaker	1	2	2.0	1
ARI	Armstrong	2	4	2.0	0

Receiving					
Team	Player	Rec.	Yds.	Avg.	TD
SJ	Williams	10	90	9.0	2
ARI	Purify	10	134	13.4	4

2012 IN REVIEW

ANNUAL RESULTS

1995 - 8/4/01

5/12	ARIZONA (OT)	L, 37-43
5/20	@ Las Vegas	W, 32-27
5/26	MEMPHIS	L, 30-41
6/3	@ Miami	W, 50-22
6/9	LAS VEGAS	W, 35-31
6/16	@ Milwaukee	L, 47-64
6/24	@ Iowa	W, 33-17
7/7	@ Charlotte	W, 66-30
7/14	CHARLOTTE	W, 52-20
7/22	ORLANDO	W, 54-27
7/29	@ Connecticut	W, 48-44
8/6	ARIZONA	L, 40-41
8/13	ORLANDO (PO)	L, 37-55

1996 - 6-8

4/26	ANAHEIM	L, 18-40
5/4	@ Arizona	L, 59-61
5/10	ALBANY	W, 69-40
5/18	@ Florida	W, 43-26
5/24	ORLANDO	W, 42-25
6/1	@ Tampa Bay	L, 22-36
6/8	@ Texas	W, 42-24
6/14	ST. LOUIS	L, 34-58
6/22	@ Connecticut	L, 29-39
6/28	MEMPHIS	W, 38-35
7/4	@ Anaheim	L, 36-39
7/19	@ Milwaukee	L, 43-48
7/26	MINNESOTA	L, 31-40
8/2	ARIZONA	W, 30-29

1997 - 8/6/01

5/2	@ Nashville	L, 21-47
5/10	ANAHEIM	W, 47-27
5/17	ALBANY	W, 41-37
5/24	@ Arizona	L, 50-59
3/30	@ Texas	W, 22-59
6/9	ARIZONA	L, 22-59
6/14	@ Iowa (OT)	W, 37-31
6/20	PORTLAND	W, 42-29
6/27	NEW JERSEY	L, 22-24
7/5	@ Anaheim	W, 49-35
7/11	@ New Jersey	W, 51-36
7/18	FLORIDA	W, 37-26
7/26	@ Portland	W, 40-34
8/2	TAMPA BAY	L, 34-58
8/8	@ Iowa (PO)	L, 59-68

1998 - 7/7/01

5/1	TAMPA BAY	W, 23-45
5/9	ARIZONA	L, 43-62
5/16	@ Albany	L, 30-56
5/23	GRAND RAPIDS	W, 49-20
5/30	NASHVILLE	W, 49-41
6/6	@ Arizona	L, 26-48
6/14	@ New Jersey	W, 51-33
6/19	PORTLAND	W, 48-44
6/26	@ Milwaukee	W, 76-44
7/3	@ Portland	W, 68-45
7/11	IOWA	L, 41-44
7/17	ALBANY	L, 53-56
7/25	@ New York	L, 37-54
7/31	@ Houston	W, 65-55
8/8	@ Tampa Bay (PO)	L, 46-65

1999 - 6-8

4/24	@ Grand Rapids	W, 54-53
4/30	@ Florida	L, 56-70
5/8	PORTLAND	W, 79-51
5/15	ARIZONA	W, 54-50
5/24	@ Milwaukee	W, 52-45
5/29	IOWA	L, 30-34
6/5	@ Portland	L, 38-39
6/12	@ Arizona	L, 37-75
6/19	FLORIDA	W, 58-50
6/25	@ Houston	L, 57-61
7/9	BUFFALO	W, 52-46
7/16	@ Nashville	L, 45-56
7/24	TAMPA BAY	L, 48-52
7/31	MILWAUKEE	L, 52-56

2000 - 13-3/1

4/15	HOUSTON	W, 54-14
4/21	@ Oklahoma	L, 64-68
4/29	ARIZONA	L, 42-51
5/6	@ Iowa	W, 54-52
5/12	OKLAHOMA	W, 37-30
5/19	@ Buffalo	W, 61-35
5/27	LOS ANGELES	W, 78-25
6/1	@ Arizona	W, 55-34
6/9	NEW ENGLAND	W, 85-76
6/17	GRAND RAPIDS	W, 68-45
6/22	@ Milwaukee	W, 63-60
6/29	@ Grand Rapids	W, 52-32
7/8	@ Los Angeles	W, 75-72
7/22	BUFFALO	W, 83-54
8/4	OKLAHOMA (PO)	W, 63-40
8/12	NASHVILLE (PO)	L, 42-51

2001 - 10-4/1

4/14	LOS ANGELES	W, 50-32
------	-------------	----------

4/21	ARIZONA	W, 48-37
4/28	@ Houston	W, 62-57
5/5	OKLAHOMA	W, 73-17
5/12	@ New York	L, 58-62
5/18	@ Milwaukee	W, 69-55
5/26	ORLANDO	L, 35-59
6/2	@ Los Angeles	L, 44-47
6/16	NASHVILLE (OT)	W, 58-57
6/24	@ Oklahoma	W, 60-41
6/30	FLORIDA	W, 56-55
7/6	@ Arizona	W, 73-63
7/15	@ Indiana	L, 63-66
7/21	HOUSTON	W, 80-27
8/4	ARIZONA (PO)	W, 68-49
8/11	@ Nashville (PO)	L, 47-71

2002 - 13-1/3-0

4/20	ARIZONA	W, 52-51
4/27	@ Tampa Bay	W, 61-54
5/4	GEORGIA	W, 59-53
5/11	LOS ANGELES	W, 78-44
5/17	@ Orlando	W, 77-45
5/25	DALLAS	W, 77-54
6/1	@ Buffalo	W, 61-35
6/8	@ Los Angeles	W, 52-33
6/15	CHICAGO	W, 74-68
6/22	NEW YORK	W, 65-41
6/29	@ Dallas	W, 65-49
7/5	INDIANA	W, 52-41
7/12	@ Arizona	W, 52-59
7/21	@ Carolina	W, 58-41
8/3	TAMPA BAY (PO)	W, 55-48
8/10	ORLANDO (PO)	W, 52-40
8/18	ARIZONA (ABXVI)	W, 52-14

2003 - 12-4/1

2/2	@ Arizona	W, 49-28
2/9	@ Los Angeles	L, 72-73
2/16	@ Georgia	L, 49-51
2/22	COLORADO	W, 80-40
3/2	@ Las Vegas	W, 72-37
3/9	@ Chicago	W, 71-49
3/14	BUFFALO	W, 58-41
3/23	ARIZONA	W, 59-58
3/28	CAROLINA	W, 62-40
4/6	@ Dallas	L, 64-67
4/11	DETROIT	L, 42-45
4/19	INDIANA	W, 73-71
4/27	@ Colorado	W, 65-49
5/3	GRAND RAPIDS	W, 56-55
5/11	@ Tampa Bay	W, 47-34
5/17	LOS ANGELES	W, 47-43
5/31	GEORGIA (PO)	W, 69-48
6/8	ARIZONA (PO)	L, 49-66

2004 - 8-6/01

2/5	@ Detroit	W, 58-43
2/12	@ Los Angeles	W, 62-55
2/28	GRAND RAPIDS	W, 61-62
3/7	@ New York	L, 50-64
3/14	COLORADO	W, 55-35
3/20	LAS VEGAS	W, 79-62
3/26	LOS ANGELES	W, 55-52
4/4	@ Tampa Bay	W, 62-55
4/10	@ Dallas	L, 54-58
4/16	CHICAGO	W, 51-43
4/25	@ Georgia	W, 63-34
5/1	NEW ORLEANS	W, 68-34
5/9	@ Arizona	L, 41-58
5/16	@ Las Vegas	L, 35-44
5/22	PHILADELPHIA	W, 48-36
5/30	ARIZONA	L, 43-50
6/5	TAMPA BAY (PO)	W, 56-52
6/12	CHICAGO (PO)	W, 49-35
6/27	@ Arizona (ABXVIII)	W, 69-62

2005 - 9-7/01

1/30	@ Tampa Bay	L, 33-63
2/5	LAS VEGAS	W, 66-31
2/13	@ New Orleans	L, 61-62
2/20	@ Los Angeles	L, 69-71
3/6	@ Orlando	W, 57-38
3/11	PHILADELPHIA	W, 52-26
3/18	GRAND RAPIDS	W, 72-48
3/28	@ Las Vegas	W, 81-75
4/3	ARIZONA	W, 48-27
4/10	@ Chicago	L, 39-55
4/15	DALLAS	W, 83-71
4/22	@ Colorado	W, 89-41
4/29	NASHVILLE	L, 55-57
5/7	LOS ANGELES	L, 44-54
5/14	@ Arizona	L, 44-54
5/21	GEORGIA	W, 54-48
5/29	@ Colorado (PO)	L, 48-56

2006 - 10-6/1

1/28	UTAH	L, 35-48
2/6	@ Las Vegas	L, 48-51
2/12	@ Arizona	W, 58-50
2/19	@ Grand Rapids	L, 52-66

2/26	@ Chicago	(OT) L, 48-54
3/4	@ Utah	W, 65-50
3/12	LOS ANGELES	L, 61-75
3/17	GEORGIA (OT)	W, 56-55
3/25	@ Nashville	L, 48-51
4/2	ARIZONA	W, 61-49
4/7	@ Tampa Bay	W, 52-43
4/14	LAS VEGAS	W, 69-59
4/22	AUSTIN	W, 63-59
4/29	@ Los Angeles	W, 53-36
5/6	COLORADO	W, 61-56
5/13	COLUMBUS	W, 68-47
5/27	ARIZONA (PO)	W, 62-48
6/3	CHICAGO (PO)	L, 56-59

2007 - 13-3/3-0

3/4	@ Los Angeles	W, 66-58
3/9	@ Chicago	L, 45-48
3/24	@ Georgia	L, 62-64
3/31	TAMPA BAY	W, 69-49
4/6	COLORADO	W, 72-44
4/13	@ New Orleans	L, 54-67
4/21	LOS ANGELES	W, 73-49
4/28	UTAH	W, 69-48
5/5	@ Arizona	W, 56-49
5/12	LAS VEGAS	W, 61-34
5/19	GRAND RAPIDS	W, 69-44
5/25	@ Nashville	W, 48-34
6/1	ORLANDO	W, 59-52
6/9	@ Utah	W, 70-49
6/16	ARIZONA	W, 66-26
6/25	@ Las Vegas	W, 73-46
7/7	COLORADO (PO)	W, 76-67
7/14	CHICAGO (PO)	W, 61-49
7/29	vs. Columbus (ABXXI)	L, 55-33

2008 - 13-3/2-1

3/3	@ Chicago	L, 47-70
3/10	@ Grand Rapids	W, 66-58
3/15	ARIZONA	W, 63-43
3/22	DALLAS	W, 56-59
3/29	@ Kansas City	W, 44-36
4/5	@ New Orleans	L, 43-72
4/12	PHILADELPHIA	L, 57-58
4/18	@ Utah	W, 61-49
4/26	LOS ANGELES	W, 70-42
5/3	@ Orlando	L, 35-61
5/9	@ Arizona	W, 63-42
5/17	UTAH	W, 74-64
5/24	COLORADO	W, 59-42
5/31	@ Los Angeles	W, 66-56
6/14	TAMPA BAY	W, 73-70
6/21	GEORGIA	W, 68-62
7/7	COLORADO (PO)	W, 64-51
7/12	GRAND RAPIDS (PO)	W, 81-55
7/27	vs. Phi. (ABXXII)	L, 56-59

















2011 - 7/11

3/11	SPOKANE	W, 76-48
3/18	KANSAS CITY	W, 60-57
3/25	@ Chicago	L, 41-54
4/1	IOWA	L, 69-76
4/8	UTAH	W, 75-55
4/16	@ Tulsa	W, 42-33
4/22	PHILADELPHIA	W, 68-61
5/7	ARIZONA	L, 43-65
5/14	@ Pittsburgh	L, 48-54
5/21	@ Utah	L, 68-76
5/28	GEORGIA	L, 49-55
6/4	@ Dallas	L, 57-70
6/18	@ Arizona	L, 57-64
6/25	@ Cleveland	L, 21-82
7/1	JACKSONVILLE	W, 83-70
7/9	ORLANDO	W, 60-40
7/16	@ Spokane	L, 61-63
7/23	@ Tampa Bay	L, 44-57

2012 - 12-6/01

3/10	ARIZONA (OT)	W, 71-70
3/24	@ Utah	L, 59-60
3/30	@ Spokane	W, 69-35
4/6	SAN ANTONIO	W, 76-53
4/14	@ Philadelphia	L, 55-61
4/21	KANSAS CITY	W, 49-35
4/28	@ Iowa	W, 76-33
5/5	@ Arizona	W, 77-70
5/11	UTAH	W, 70-59
5/19	@ San Antonio	L, 47-72
5/26	CHICAGO (OT)	W, 84-77
6/2	@ Milwaukee	L, 68-81
6/8	ORLANDO	W, 51-34
6/17	@ Kansas City	L, 41-57
6/23	SPOKANE	L, 63-90
6/30	@ Chicago	W, 75-61
7/7	NEW ORLEANS	W, 55-31
7/14	IOWA	W, 57-48
7/28	@ Arizona (PO)	L, 48-51

TEAM-BY-TEAM RESULTS VS. CURRENT AFL FRANCHISES

	ARIZONA RATTLERS	21-17	3/28/05 @ Las Vegas	W	81-75	5/26/01 San Jose	L	35-59
7/28/12 @ Arizona	L	*48-51	2/5/05 San Jose	W	66-31	5/24/96 San Jose	W	42-25
5/5/12 @ Arizona	W	77-70	5/16/04 @ Las Vegas	L	35-44	8/13/95 San Jose	L	*37-55
3/10/12 San Jose	W	*71-70	3/20/04 San Jose	W	79-62	7/22/95 San Jose	W	54-27
6/18/11 @ Arizona	L	57-64	3/2/03 Las Vegas	W	72-37	 PHILADELPHIA SOUL 3-3		
5/7/11 San Jose	L	43-65	 GEORGIA FORCE 6-3			4/14/12 @ Philadelphia	L	55-61
5/9/08 @ Arizona	W	63-42	5/28/11 @ Georgia	L	49-55	4/22/11 San Jose	W	68-61
3/15/08 San Jose	W	63-43	6/21/08 San Jose	W	68-62	7/27/08 @ New Orleans	L	^{A5} 56-59
6/16/07 San Jose	W	66-26	3/24/07 @ Georgia	L	62-64	4/12/08 San Jose	L	57-58
5/5/07 @ Arizona	W	56-49	3/17/06 San Jose	W	56-55	3/11/05 San Jose	W	52-26
5/27/06 San Jose	W	62-48	5/21/05 San Jose	W	54-48	5/22/04 San Jose	W	48-36
4/2/06 San Jose	W	61-49	4/25/04 @ Georgia	W	63-34	 PITTSBURGH POWER 0-1		
2/12/06 @ Arizona	W	58-50	5/31/03 San Jose	W	*69-48	 SAN ANTONIO TALONS [®] 2-1		
5/14/05 @ Arizona	L	44-54	2/16/03 @ Georgia	L	49-51	5/14/11 @ Pittsburgh	L	48-54
4/3/05 San Jose	W	48-27	5/4/02 San Jose	W	59-53	 IOWA BARNSTORMERS 5-4		
6/27/04 @ Arizona	W	^{A6} 69-62	 JACKSONVILLE SHARKS 1-0			5/19/12 @ San Antonio	L	47-72
5/30/04 San Jose	L	43-50	7/14/12 San Jose	W	57-48	4/6/12 San Jose	W	76-53
5/9/04 @ Arizona	L	41-58	4/28/12 @ Iowa	W	76-33	4/16/11 @ Tulsa	W	42-33
6/8/03 San Jose	L	*49-66	4/1/11 San Jose	L	69-76	 SPOKANE SHOCK 2-2		
3/23/03 San Jose	W	59-58	5/6/00 @ Iowa	W	54-52	6/23/12 San Jose	L	63-90
2/2/03 @ Arizona	W	49-28	5/29/99 San Jose	L	30-34	3/30/12 @ Spokane	W	69-35
8/18/02 San Jose	W	^{A5} 52-14	7/11/98 San Jose	L	41-44	3/11/11 San Jose	W	76-48
7/12/02 @ Arizona	L	52-59	8/8/97 @ Iowa	L	59-68	7/16/11 @ Spokane	L	63-61
4/20/02 San Jose	W	52-51	6/14/97 @ Iowa	W	^A 37-31	 TAMPA BAY STORM 8-7		
8/4/01 San Jose	W	*68-49	6/24/95 @ Iowa	W	33-17	7/23/11 @ Tampa Bay	L	44-57
7/6/01 @ Arizona	W	73-63	 KANSAS CITY COMMAND 3-1			6/14/08 San Jose	W	73-70
4/21/01 San Jose	W	48-37	6/17/12 @ Kansas City	L	41-57	3/31/07 San Jose	W	69-49
6/1/00 @ Arizona	W	55-34	5/29/12 San Jose	W	49-35	4/7/06 @ Tampa Bay	W	52-43
4/29/00 San Jose	L	42-51	3/18/11 San Jose	W	60-57	1/30/05 @ Tampa Bay	L	33-63
6/12/99 @ Arizona	L	37-75	3/29/08 @ Kansas City	W	44-36	6/5/04 San Jose	W	*56-52
5/15/99 San Jose	W	54-50	 MILWAUKEE MUSTANGS 4-4			4/4/04 @ Tampa Bay	W	62-55
6/6/98 @ Arizona	L	26-48	6/2/12 @ Milwaukee	L	68-81	5/11/03 @ Tampa Bay	W	47-34
5/9/98 San Jose	L	43-62	5/18/01 @ Milwaukee	W	69-55	8/3/02 San Jose	W	*55-48
6/9/97 San Jose	L	22-59	6/22/00 @ Milwaukee	W	63-60	4/27/02 @ Tampa Bay	W	61-54
5/24/97 @ Arizona	L	50-59	7/31/99 San Jose	L	52-56	7/24/99 San Jose	L	48-52
8/2/96 San Jose	W	30-29	5/24/99 @ Milwaukee	W	52-45	8/8/98 @ Tampa Bay	L	46-65
5/4/96 @ Arizona	L	59-61	6/26/98 @ Milwaukee	W	76-40	5/1/98 San Jose	L	23-45
8/6/95 San Jose	L	40-41	7/19/96 @ Milwaukee	L	43-48	8/2/97 San Jose	L	34-58
5/12/95 San Jose	L	*37-43	6/16/95 @ Milwaukee	L	47-64	6/1/96 @ Tampa Bay	L	22-36
 CHICAGO RUSH 7-6			 NEW ORLEANS VOODOO 2-3			 UTAH BLAZE 7-3		
6/30/12 @ Chicago	W	75-61	7/7/12 San Jose	W	55-31	5/11/12 San Jose	W	70-59
5/26/12 San Jose	W	*84-77	4/5/08 @ New Orleans	L	43-72	3/24/12 @ Utah	W	59-60
3/25/11 @ Chicago	L	41-54	4/13/07 @ New Orleans	L	54-67	5/21/11 @ Utah	L	68-76
3/3/08 @ Chicago	L	47-70	2/13/05 @ New Orleans	L	61-62	4/8/11 San Jose	W	75-55
7/14/07 San Jose	W	*61-49	5/1/04 San Jose	W	68-34	5/17/08 San Jose	W	74-64
3/9/07 @ Chicago	L	45-48	 ORLANDO PREDATORS 8-3			4/18/08 @ Utah	W	61-40
6/3/06 San Jose	L	*56-59	6/8/12 San Jose	W	51-34	6/9/07 @ Utah	W	70-49
2/26/06 @ Chicago	L	*48-54	7/9/11 @ Orlando	W	60-40	4/28/07 San Jose	W	69-48
4/10/05 @ Chicago	L	39-55	5/3/08 @ Orlando	L	35-61	3/4/06 @ Utah	W	65-50
6/12/04 San Jose	W	*49-35	6/1/07 San Jose	W	59-52	1/28/06 San Jose	L	35-48
4/16/04 San Jose	W	51-43	3/6/05 @ Orlando	W	57-38			
3/9/03 @ Chicago	W	71-49	8/10/02 San Jose	W	*52-40			
6/15/02 San Jose	W	74-68	5/17/02 @ Orlando	W	77-45			
 CLEVELAND GLADIATORS [®] 7-3								
6/25/11 @ Cleveland	L	21-82						
6/25/07 @ Las Vegas	W	73-46						
5/12/07 San Jose	W	61-34						
4/14/06 San Jose	W	69-59						
2/6/06 @ Las Vegas	L	48-51						

*Landed moved from Las Vegas following 2007 Season.

[®]San Antonio Talons moved from Tulsa following 2011 season.

^APlayoff Game

^OOvertime Game

^AArenaBowl Game



HISTORY

1995 STATISTICS

DATE	OPP.	RESULT	ATT.
5/12	ARIZONA (OT)	L, 37-43	15,105
5/20	at Las Vegas	W, 32-27	4,126
5/26	MEMPHIS	L, 30-41	13,042
6/3	at Miami	W, 50-22	7,100
6/9	LAS VEGAS	W, 35-31	13,434
6/16	at Milwaukee	L, 47-64	14,747
6/24	at Iowa	W, 33-17	11,411
7/7	at Charlotte	W, 66-35	9,164
7/14	CHARLOTTE	W, 52-20	13,612
7/22	ORLANDO	W, 54-27	14,431
7/29	at Connecticut	W, 48-44	9,721
8/6	ARIZONA	L, 40-41	15,569

AEL PLAYOFFS

8/13	ORLANDO	L, 37-55	13,471
------	---------	----------	--------

TEAM STATS	CATS	OPP
SCORING	524	412
Points Per Game	43.7	34.3
FIRST DOWNS	157	137
Rushing	24	19
Passing	123	94
Penalty	10	24
RUSHING YARDAGE	393	277
Rushing Attempts	128	113
Average/Game	32.8	23.1
PASSING YARDAGE	2618	2226
Att.-Comp.	387-232	407-211
Intercepted	12	21
Average/Game	218.2	185.5
TOTAL OFFENSE	3011	2503
Total Plays	524	533
Average/Game	250.9	208.6
KICKOFF RETURNS	46-737	68-1132
MFG RETURNS	15-248	9-82
INT RETURNS	21-349	12-110
FUMBLES-LOST	26-13	29-13
PENALTIES-YARDS	97-481	84-348
TIME OF POS	27-25	28-25
3RD DOWN EFF.	27/78	28/86
3rd Down Pct.	35%	33%
4TH DOWN EFF.	3/4	0/3
4th Down Pct.	75%	0%
SACKS-YARDS	13-110	9-52
TOUCHDOWNS	73	55

SCORE	1	2	3	4	OI	TOI
CATS	95	153	128	148	0	524
OPP	96	136	56	118	6	412

RUSHING	ATT	YDS	AVG	TD	LG
Petithomme	38	159	4.2	5	20
Chachere	26	102	3.9	4	16
Calvin	25	70	2.8	1	11
Kimborough	12	14	1.2	2	8
Cox	3	13	4.3	0	6
Dixon	5	11	2.2	2	4
Howard	5	11	2.2	1	5
Lowery	3	6	2.0	0	5
Franklin	2	4	2.0	0	4
Rogers	6	4	0.7	3	2
Pawlowski	1	2	2.0	1	2
Jennings	1	1	1.0	0	1
Wood	1	-4	-4.0	0	-4
CATS	128	393	3.1	19	20
OPP	113	277	2.5	18	41

RECEIVING	NO	YDS	AVG	TD	LG
Dixon	62	840	13.5	14	48
Howard	54	463	8.6	7	22
Field	24	305	12.7	8	34
Reese	21	299	14.2	4	40
Jennings	18	202	11.2	2	33
Rogers	17	181	10.6	4	18
Petithomme	10	100	10.0	3	31
Ellis	6	55	9.2	1	14
Wray	5	49	9.8	0	17
Barber	4	49	12.2	1	28
Chachere	3	51	17.0	0	26
Shaw	3	26	8.7	0	15
Calvin	2	33	16.5	0	17
Cox	1	6	6.0	0	6
Costar	1	6	6.0	0	6
Williams	1	5	5.0	0	5
CATS	232	2670	11.5	44	48
OPP	211	2336	11.1	32	49

KO RETURNS	NO	YDS	AVG	TD	LG
Dixon	31	590	19.0	3	55
Reese	8	88	11.0	0	23
Howard	3	22	7.3	0	13
Jennings	2	37	18.5	0	28
Barber	1	0	0.0	0	0
Rogers	1	0	0.0	0	0
CATS	46	737	16.0	3	55
OPP	68	1132	16.6	2	55

MFG RETURNS	NO	YDS	AVG	TD	LG
Dixon	10	165	16.5	0	35
Jennings	2	40	20.0	0	30
Reese	1	41	41.0	0	41
Barber	1	2	2.0	0	2
Wray	1	0	0.0	0	0
CATS	15	248	16.5	0	41
OPP	9	82	9.1	0	19

SCORING	TD	FG	PAT	2PT	S	PTS
Dixon	19	0	0/0	0	0	114
Petithomme	9	0	0/0	1	0	56
Howard	9	0	0/0	0	0	54
Mills	0	8	26/32	0	0	50
Field	8	0	0/0	0	0	48
Rogers	7	0	0/0	0	0	42
Reese	6	0	0/0	0	0	36
Chachere	4	0	0/0	0	0	24
Barber	3	0	0/0	0	0	18
Kimborough	2	0	0/0	2	0	16
Jennings	2	0	0/0	1	0	14
Cheevers	0	2	7/11	0	0	13
Perez	0	1	10/12	0	0	13
Calvin	1	0	0/0	0	0	6
Pawlowski	1	0	0/0	0	0	6
Ellis	1	0	0/0	0	0	6
McGuirk	1	0	0/0	0	0	6
TEAM	0	0	0/0	0	1	2
CATS	73	11	43/55	4	1	524
OPP	55	10	46/49	1	2	412

FGS	1-19	20-29	30-39	40-49	50+
Mills	0/1	3/5	2/3	3/6	0/4
Cheevers	0/0	1/1	1/3	0/3	0/4
Perez	0/0	0/1	1/2	0/0	0/1
CATS	0/1	4/7	4/8	3/9	0/9
OPP	0/0	7/10	1/5	2/10	0/13

Cheevers (2/11): (37G, 61R) (40N, 61N, 30N) (45R, 24G, 35N, 50R, 55N, 45N).
Perez (1/4): (28N, 35G.) (58B, 35R). **Mills (8/19):** (60N, 40G, 25R, 24G, 51B) (21G, 20N, 23G, 32R, 42N) (18N) (45G, 48R, 50N) (57R, 40N) (43G) (34G, 33G).
OPPONENTS (10/38): (51R, 25G, 24G, 45N, 25G) (53N, 57R) (49R, 62N, 53N, 52R) (22G, 35G, 49N, 26G, 65R) (49N, 24R, 38R) (34R, 62R) (46G, 48N, 45N, 39N) (64R, 36N) (28N, 45R) (61N, 20G, 58N, 20G, 63R) (40G, 60R) (25N, 48R).

INTS	NO	YDS	AVG	TD	LG
McGuirk	9	202	22.4	1	40
Field	2	22	11.0	0	20
Wray	2	20	10.0	0	20
Howard	2	20	10.0	1	15
Rogers	2	5	2.5	0	5
Reese	1	43	43.0	1	43
Petithomme	1	31	31.0	1	31
Pollard	1	6	6.0	0	6
Barber	1	0	0.0	0	0
CATS	12	349	16.6	4	43
OPP	21	111	8.5	3	16

DEFENSE	I	S	A	SK	PD	FF	FR
McGuirk	52.5	48	9	0.0	18	0	1
Barber	39.5	34	11	0.0	10	2	1
Rogers	35.5	30	11	0.0	3	1	0
Wray	31.5	29	5	0.0	5	0	0
D. Pollard	28.0	23	10	0.0	4	2	0
Howard	21.0	17	8	0.0	0	0	1
Brown	19.5	14	11	4.5	4	2	1
Field	16.5	16	1	0.0	2	0	0
Petithomme	16.0	14	4	0.0	0	2	1
Chachere	12.0	9	6	1.0	2	1	1
Ellis	9.5	9	1	0.0	2	0	1
Costar	8.5	8	1	2.0	0	2	0
Jones	8.5	6	5	0.0	0	0	0
Richards	6.5	5	3	4.0	0	1	0
Cox	6.0	6	0	0.0	0	0	1
Calvin	6.0	5	2	0.0	0	0	1
Franklin	4.5	3	3	0.0	0	0	0
G. Williams	4.5	2	5	0.0	0	1	0
Reese	4.0	4	0	0.0	0	0	0
Jennings	4.0	4	0	0.0	0	0	0
Baus	3.5	3	1	0.0	1	0	0
Shaw	3.5	2	3	1.5	0	0	0
Kimborough	3.0	3	0	0.0	0	0	0
Miller	2.0	1	2	0.0	0	0	0
Campbell	1.0	1	0	0.0	0	0	0
Mills	1.0	1	0	0.0	0	0	0
Sila	0.5	0	1	0.0	1	0	0
TEAM	0.0	0	0	0.0	0	1	1
CATS	348.5	297	103	13.0	52	12	13

PASSING	GP/GS	CMP	ATT	YDS	PCI	TD	INT	LG	YDS/GM.	RATE
Kimborough	12/12	224	372	2,586	60.2	43	10	48	215.5	98.9
Wood	1/0	2	5	34	40.0	0	1	29	34.0	24.2
Lowery	7/0	6	9	50	66.7	1	1	21	25.0	69.0
Petithomme (FB/LB)	11/0	0	1	0	0.0	0	0	0	0.0	39.6
TEAM	-	-	-	-52	-	-	-	-	-	-
CATS	12	232	387	2,618	60.1	44	12	48	218.2	95.73
OPP	12	211	407	2,226	51.8	32	21	49	185.5	66.23

1996 STATISTICS

DATE	OPP	RESULT	ATT.
4/26	ANAHEIM	L 18-40	14,969
5/4	at Arizona	L 59-61	15,279
5/10	ALBANY	W, 69-40	15,561
5/18	at Florida	W, 43-26	4,479
5/24	ORLANDO	W, 42-25	15,470
6/1	at Tampa Bay	L 22-39	14,663
6/8	at Texas	W, 42-24	9,132
6/14	ST. LOUIS	L 34-58	15,130
6/22	at Connecticut	L 29-39	8,246
6/28	MEMPHIS	W, 38-35	15,135
7/4	at Anaheim	L 36-39	10,790
7/19	at Milwaukee	L 43-48	14,977
7/26	MINNESOTA	L 31-40	14,901
8/2	ARIZONA	W, 30-29	15,109

TEAM STATS	CATS	OPP
SCORING	536	540
Points Per Game	38.3	38.6
FIRST DOWNS	217	177
Rushing	31	15
Passing	158	129
Penalty	28	33
RUSHING YARDAGE	405	208
Rushing Attempts	113	112
Average/Game	28.9	14.9
PASSING YARDAGE	3075	2851
Att.-Comp.	494-280	444-235
Intercepted	17	23
Average/Game	219.6	203.6
TOTAL OFFENSE	3480	3059
Total Plays	628	570
Average/Game	248.6	218.5
KICKOFF RETURNS	69-1285	68-1133
MFG RETURNS	19-336	15-271
INT RETURNS	23-156	17-162
FUMBLES-LOST	27-12	21-9
PENALTIES-YARDS	130-709	110-499
TIME OF POS	32:01	28:00
3RD DOWN EFF.	44/100	38/103
3rd Down Pct.	44%	37%
4TH DOWN EFF.	1/1	1/1
4th Down Pct.	100%	100%
SACKS-YARDS	14-75	19-112
TOUCHDOWNS	72	68

SCORE	1	2	3	4	OT	TOI
CATS	104	184	110	138	0	536
OPP	117	144	100	179	0	540

RUSHING	ATT	YDS	AVG	TD	LG
Petithomme	36	214	5.9	7	39
Dixon	17	55	3.2	2	16
Nelson	14	50	3.6	2	20
Chachere	22	48	2.2	3	7
Butler	4	20	5.0	0	7
Reese	2	9	4.5	0	10
Wood	1	9	9.0	1	9
Rogers	3	2	0.7	1	3
Wray	1	1	1.0	0	1
Kimbrough	11	1	0.1	1	4
Bennett	2	-4	-2.0	0	-

CATS	128	393	3.1	19	20
OPP	113	277	2.5	18	41

RECEIVING	NO	YDS	AVG	TD	LG
Dixon	86	1012	11.8	15	36
Reese	61	792	13.0	13	41
Rogers	26	271	10.4	4	29
Allred	24	321	13.4	4	40
Bryant	22	194	8.8	2	24
Wray	21	234	11.1	4	41
Field	9	101	11.2	0	15
Noga	5	44	8.8	3	19
Petithomme	4	66	16.5	0	25
Nelson	4	37	9.2	0	17
Hurd	4	33	8.2	1	12
Howard	4	30	7.5	0	10
Chachere	4	29	7.2	0	10
Babb	2	18	9.0	0	10
Shaw	2	3	1.5	0	4
Presbury	2	2	1.0	1	2
CATS	280	3187	11.4	47	41
OPP	235	2926	12.5	45	47

KO RETURNS	NO	YDS	AVG	TD	LG
Dixon	51	1070	21.0	3	58
Reese	12	179	14.9	0	30
Rogers	2	20	10.0	0	10
Bryant	2	10	5.0	0	9
Allred	1	4	4.0	0	4
Wray	1	2	2.0	0	2
CATS	19	336	17.7	1	57
OPP	15	271	18.1	2	54

MFG RETURNS	NO	YDS	AVG	TD	LG
Dixon	14	237	16.9	1	57
Reese	4	99	24.7	0	48
Rogers	1	0	0.0	0	0
CATS	19	226	17.7	1	58
OPP	15	271	18.1	2	52

SCORING	TD	FG	PAT	PPT	\$	PIS
Dixon	21	0	0/0	0	0	123
Reese	13	0	0/0	0	0	78
Mills	0	10	19/28	0	0	49
Petithomme	7	0	0/0	0	0	42
Rogers	6	0	0/0	0	0	36
Allred	5	0	0/0	0	0	30
Perez	0	4	17/21	0	0	29
Wray	4	0	11/12	0	0	24
Ruzek	0	3	0/0	0	0	20
Noga	3	0	0/0	0	0	18
Chachere	3	0	0/0	0	0	18
Nelson	2	0	0/0	0	0	12
Hurd	2	0	0/0	0	0	12
Bryant	2	0	0/0	0	0	12
Presbury	1	0	0/0	0	0	6
Kimbrough	1	0	0/0	0	0	6
Baus	1	0	0/0	0	0	6
Wood	1	0	0/0	0	0	6
Butler	0	0	0/0	0	2	4
Brown	0	0	0/0	0	1	2
Domingos	0	0	0/0	0	0	0
CATS	72	17	47/61	0	3	536
OPP	68	22	51/64	2	5	540

FGS	1-19	20-29	30-39	40-49	50+
Domingos	0/0	0/0	0/3	0/0	0/2
Mills	1/1	4/5	2/3	1/3	2/6
Perez	0/1	3/4	1/3	0/2	0/6
Ruzek	1/2	0/0	1/1	1/1	0/4
CATS	2/4	7/9	4/10	2/6	2/18
OPP	0/0	10/11	4/7	3/9	5/21

Domingos (0/5): (34N, 33N, 59R, 39N, 54R). Mills (10/18): (20N, 47G, 26G) (28G, 33G, 43N, 52G) (18G, 63G, 29G) (58N, 36G, 56R, 30N) (55R, 21G, 49N, 55B). Perez (47/16): (33N, 57N) (23G, 22G, 61R) (57R, 33N, 27R) (50R, 54N, 16N, 31G) (21G, 56R, 48R, 48R). Ruzek (3/8): (48G, 19R, 54N) (51R, 18G, 50R, 51N, 30G).

OPPONENTS (22/48): (50G, 20G) (24G, 48R, 60R) (23G, 45G, 64R) (45G, 45G, 33R) (60R, 22G, 64R, 51G, 56R) (47R) (51R, 52R, 35G) (21G) (48N, 30G, 57R) (58N, 30G, 36G, 51R, 50G, 59R, 46R) (26G, 46R, 23N) (25G, 50G, 57B, 50R, 38N) (58R, 38R, 22G, 50G) (50N, 24G, 43N, 26G, 50N).

INTS	NO	YDS	AVG	TD	LG
McGuirk	7	69	9.9	0	23
Allred	5	44	8.8	1	40
Rogers	2	12	6.0	0	8
Texada	2	9	4.5	0	7
Wray	2	2	1.0	0	2
Jones	2	0	0.0	0	0
Barber	1	16	16.0	0	16
Chachere	1	4	4.0	0	4
Reese	1	0	0.0	0	0
CATS	23	156	6.8	1	40
OPP	17	162	9.5	3	46

DEFENSE	I	S	A	SK	PD	FF	FR
McGuirk	58.5	56	5	0.0	15	0	1
Texada	44.5	41	7	0.0	9	1	0
Allred	40.5	38	5	0.0	13	2	1
Wray	31.5	25	13	0.0	8	1	1
Rogers	20.0	14	12	0.0	1	0	1
Petithomme	18.5	17	3	0.0	1	0	1
Butler	16.0	13	6	1.0	1	1	0
Noga	15.5	9	13	3.5	0	2	0
Brown	14.5	13	3	2.5	5	0	1
Barber	14.5	13	3	0.0	7	0	1
Reese	14.5	14	1	0.0	4	1	0
Nelson	12.5	11	3	2.0	1	2	1
Chachere	12.0	10	4	2.0	1	0	0
Bryant	10.0	9	2	2.0	2	0	0
Miller	9.0	8	2	2.0	1	0	1
Jones	8.5	7	3	0.0	0	0	0
Baus	8.5	7	3	0.0	2	0	0
Shaw	6.0	5	2	0.0	0	0	0
Presbury	4.0	4	0	1.0	0	0	0
Dickerson	4.0	3	2	0.0	0	0	0
Spencer	3.5	3	1	0.0	0	0	0
Richards	3.5	1	5	0.0	0	0	0
Howard	3.0	2	2	0.0	0	0	0
O'Brien	2.5	2	1	0.0	0	0	0
Babb	2.5	2	1	0.0	1	0	0
TEAM	9.0	8	2	0.0	0	0	0
CATS	387	3351	104	14.0	72	10	9

PASSING	GP/GS	CMP	ATT	YDS	PCT	TD	INT	LG	YDS/GM.	RATE
Kimbrough	10/10	191	322	2237	59.3	37	7	41	223.7	100.1
Fresques	8/1	49	92	468	53.3	4	6	24	78.0	51.4
Bennett	7/2	26	55	376	47.3	4	4	37	75.2	57.8
Wood	3/1	14	25	106	56.0	2	0	14	106.0	86.4
TEAM	-	-	-	-112	-	-	-	-	-	-
CATS	12	280	494	3075	56.7	47	17	41	219.6	84.7
OPP	12	235	444	2851	52.9	45	23	47	203.6	76.7



1997 STATISTICS

DATE	OPP	RESULT	ATT.
5/2	at Nashville	L 21-47	11,582
5/10	ANAHEIM	W, 47-27	14,869
5/17	ALBANY	W, 41-37	14,269
5/24	at Arizona	L 50-59	15,181
5/30	at Texas	L 55-61	4,750
6/9	ARIZONA	L 22-59	14,394
6/14	at Iowa (OT)	W, 37-31	11,250
6/20	PORTLAND	W, 42-29	13,724
6/27	NEW JERSEY	L 22-24	14,196
7/5	at Anaheim	W, 49-35	10,117
7/11	at New Jersey	W, 51-36	10,499
7/18	FLORIDA	W, 37-26	14,895
7/26	at Portland	W, 40-34	11,249
8/2	TAMPA BAY	L 34-58	15,248

AFL PLAYOFFS

8/8	at Iowa	L 59-68	10,381
-----	---------	---------	--------

TEAM STATS	CATS	OPP
SCORING	548	563
Points Per Game	39.1	40.2
FIRST DOWNS	206	192
Rushing	23	20
Passing	147	148
Penalty	36	24
RUSHING YARDAGE	361	284
Rushing Attempts	137	96
Average/Game	25.8	20.3
PASSING YARDAGE	2920	3056
Att.-Comp.	455-241	484-293
Intercepted	16	20
Average/Game	208.6	218.3
TOTAL OFFENSE	3281	3340
Total Plays	612	599
Average/Game	234.4	238.6
KICKOFF RETURNS	74-1285	71-1281
MFG RETURNS	19-398	21-242
INT RETURNS	20-157	16-257
FUMBLES-LOST	20-11	17-9
PENALTIES-YARDS	117-531	106-572
TIME OF POS	30:25	30:04
3RD DOWN EFF.	39/102	44/98
3rd Down Pct.	38%	45%
4TH DOWN EFF.	5/11	6/12
4th Down Pct.	45%	50%
SACKS-YARDS	19-101	20-79
TOUCHDOWNS	74	72

SCORE	1	2	3	4	OI	TOI
CATS	94	150	105	193	6	548
OPP	99	169	170	125	0	563

RUSHING	ATT	YDS	AVG	TD	LG
Chachere	44	145	3.3	7	20
Nelson	31	103	3.3	0	18
Kaleo	16	57	3.6	4	16
Papin	19	32	1.7	7	7
Wood	10	13	1.3	1	10
R. Jones	5	12	2.4	1	5
Rogers	1	5	5.0	0	5
Dixon	5	4	0.8	0	7
Pollard	1	4	4.0	0	4
Milton	1	3	3.0	0	3
Butler	1	-2	-2.0	0	-2
Morris	3	-15	-5.0	0	-
CATS	137	361	2.6	20	20
OPP	96	284	3.0	17	39

RECEIVING	NO	YDS	AVG	TD	LG
Dixon	57	571	10.0	11	33
Culpepper	48	732	15.2	11	43
Papin	37	482	13.0	7	46
Cooper	27	408	15.1	4	35
Rogers	16	223	13.9	4	27
Milton	16	191	11.9	2	23
Hill	11	108	9.8	1	25
Phillips	6	72	12.0	2	28
Pollard	5	63	12.6	2	28
Chachere	5	18	3.6	0	10
Berry	4	77	19.2	0	30
Nelson	4	43	10.7	1	25
Thomas	2	21	10.5	0	13
M. Williams	1	7	7.0	0	7
Russell	1	5	5.0	0	5
Noga	1	0	0.0	0	0

CATS	NO	YDS	AVG	TD	LG
OPP	241	3021	12.5	45	46
OPP	292	3158	10.8	45	45

KO RETURNS	NO	YDS	AVG	TD	LG
Dixon	41	679	16.6	1	56
Papin	23	521	22.6	2	56
Culpepper	3	12	4.0	0	7
Thomas	2	33	16.5	0	35
Milton	2	24	12.0	0	22
Rogers	2	11	5.5	0	11
Noga	1	5	5.0	0	5

CATS	NO	YDS	AVG	TD	LG
OPP	74	1285	17.4	3	56
OPP	71	1281	18.1	3	55

MFG RETURNS	NO	YDS	AVG	TD	LG
Dixon	12	303	25.2	1	55
Papin	5	92	18.4	0	24
Thomas	2	3	1.5	0	3

CATS	NO	YDS	AVG	TD	LG
OPP	19	398	20.9	1	55
OPP	21	242	11.5	0	31

SCORING	ID	FG	PAT	2PT	S	PIS
Papin	16	0/0	0/0	1	0	98
Dixon	13	0/0	0/0	0	0	78
Culpepper	12	0/0	0/0	0	0	72
Chachere	7	0/0	0/0	1	44	44
Stoyanovich	0	7/15	19/19	0	40	40
Winters	0	5/18	23/29	0	38	38
Rogers	5	0/0	0/0	0	30	30
Kaleo	4	0/0	0/0	1	26	26
Cooper	4	0/0	0/0	0	24	24
Phillips	3	0/0	0/0	0	18	18
Milton	3	0/0	0/0	0	15	15
Belden	0	1/11	12/15	0	0	0
Pollard	2	0/0	0/0	0	12	12
Nelson	1	0/0	0/0	0	6	6
Wood	1	0/0	0/0	0	6	6
Hill	1	0/0	0/0	0	6	6
R. Jones	1	0/0	0/0	0	6	6
Berry	1	0/0	0/0	0	6	6
Abrams	0	0/0	3/3	0	0	0
TEAM	0	0/0	0/0	1	2	2
CATS	74	13/44	57/66	2	2	548
OPP	72	18/45	59/68	3	6	563

FGS	1-19	20-29	30-39	40-49	50+
Stoyanovich	0/0	2/2	2/4	2/5	1/4
Winters	0/0	4/7	0/0	1/9	0/2
Belden	0/0	1/2	0/1	0/5	0/3
Abrams	0/0	0/0	0/1	0/1	0/0
CATS	0/0	7/11	2/6	3/20	1/9
OPP	1/1	4/4	6/10	5/8	2/19

Abrams (0/2): (34N, 49N). **Winters (5/18):** (28N, 45N, 42G) (24G, 62R) (20G, 42N) (40R) (6R, 48R, 21G) (22B, 44N, 51R, 40R 29G, 41R, 46R). **Belden (1/11):** (48n, 41r, 48r) (25g, 49r, 57r, 31r, 52r) (48r, 22n, 57r). **Stoyanovich:** (47G, 50G, 44G) (24G, 31G, 21G, 63R, 45R, 40N) (54R, 38G, 45R, 33N, 37N) (64N).

OPPONENTS (22/48): (61N, 49G, 60R) (30G, 43G, 44R) (25G, 34G, 55G, 52R) (-) (63R, 37N 53R) (50R, 41G) (26G, 58R, 61N) (32G, 56R, 45R, 29G, 51R, 41G) (55R, 37G) (58R, 21G, 35G, 36G) (33R, 53N, 55R, 49R) (52R, 30N, 37B) (57G, 41G, 58R, 64R) (18G).

INTS	NO	YDS	AVG	TD	LG
Currie	8	24	3.0	0	10
Cooper	3	16	5.3	0	9
McGuirk	3	4	1.3	0	2
Milton	2	49	24.5	1	40
Culpepper	1	47	47.0	1	47
Hill	1	9	9.0	0	9
Rogers	1	8	8.0	0	8
Thomas	1	0	0.0	0	0
CATS	20	157	7.9	2	47
OPP	16	257	16.1	5	51

DEFENSE	I	S	SK	PD	FF	FR
McGuirk	52.5	45	15	0.0	5	1
Currie	44.5	38	13	0.0	15	0
Thomas	38.5	32	15	0.0	2	0
Berry	35.5	27	17	0.0	5	0
Milton	22.5	14	17	0.0	1	1
Rogers	19.0	13	10	0.0	1	2
Nelson	16.0	15	12	2.0	6	1
Noga	16.0	13	6	7.5	0	0
Culpepper	15.5	12	7	0.0	1	1
Luster	15.0	10	10	2.5	3	0
Hill	14.0	10	8	0.0	2	0
Cooper	12.0	10	4	0.0	3	0
Brown	12.0	7	10	1.0	0	0
Butler	11.0	7	8	2.0	3	0
Adams	10.0	8	4	0.0	1	1
Presbury	9.5	5	9	2.0	0	1
Chachere	9.5	3	13	0.0	1	1
Phillips	9.0	6	6	0.0	0	0
Wright	4.5	3	3	0.0	0	0
M. Williams	4.0	4	0	0.0	0	0
W. Pollard	3.0	2	2	0.0	0	1
Russell	3.0	2	2	0.0	0	0
R. Jones	2.5	1	3	0.0	0	0
Mickelbart	1.5	1	1	0.0	0	0
Webb	1.0	1	0	0.0	0	0
Spencer	0.5	0	1	0.0	0	0
TEAM	7.0	7	0	0.0	0	0
CATS	390.5	291	199	17.0	49	6
CATS	390.5	291	199	17.0	49	6

PASSING	GP/GS	CMP	ATT	YDS	PCI	ID	INT	LG	YDS/GM.	RATE
Wood	9/6	106	208	1,442	51.0	22	6	46	160.2	87.9
Kaleo	7/7	115	215	1,386	53.5	20	10	35	197.0	77.4
Morris	2/1	18	30	186	60.0	3	0	27	62.0	102.9
Thomas (WR/DB)	12/0	2	2	7	100.0	0	0	6	0.6	81.3
TEAM	-	-	-	-	-	-	-	-	-	-
SABERCATS	12	241	455	2,920	53.0	45	16	46	208.6	83.0
OPPONENTS	12	293	484	3,056	60.5	45	20	45	218.3	84.8

HISTORY

1998 STATISTICS

DATE	OPP	RESULT	ATT.
5/1	TAMPA BAY	L, 23-45	14,028
5/9	ARIZONA	L, 43-62	14,299
5/16	at Albany	L, 30-56	10,140
5/23	GRAND RAPIDS	W, 49-20	13,773
5/30	NASHVILLE	W, 49-41	14,300
6/6	at Arizona	L, 26-48	15,838
6/14	at New Jersey	W, 51-33	9,136
6/19	PORTLAND	W, 48-44	14,576
6/26	at Milwaukee	W, 76-40	N/A
7/3	at Portland	W, 68-45	10,392
7/11	IOWA	L, 41-44	15,036
7/17	ALBANY	L, 53-56	14,799
7/25	at New York	L, 37-54	5,307
7/31	at Houston	W, 65-55	9,734
AFL PLAYOFFS			
8/8	at Tampa Bay	L, 46-65	11,001

TEAM STATS	SABERCATS	OPP
SCORING	659	643
Points Per Game	47.1	45.9
FIRST DOWNS	201	202
Rushing	15	16
Passing	165	161
Penalty	21	25
RUSHING YARDAGE	336	280
Rushing Attempts	117	99
Average/Game	24.0	20.0
PASSING YARDAGE	3521	3359
Att.-Comp.	459-254	501-285
Intercepted	15	26
Average/Game	251.5	239.9
TOTAL OFFENSE	3857	3639
Total Plays	592	613
Average/Game	275.5	259.9
KICKOFF RETURNS	76-1678	91-1519
MFG RETURNS	12-206	12-237
INT RETURNS	26-141	15-62
FUMBLES-LOST	27-11	26-15
PENALTIES-YARDS	124-685	97-455
TIME OF POS	27:37	32:47
3RD DOWN EFF.	41/99	44/95
3rd Down Pct.	41%	46%
4TH DOWN EFF.	4/13	10/20
4th Down Pct.	31%	50%
SACKS-YARDS	14-75	16-76
TOUCHDOWNS	88	89

SCORE	1	2	3	4	OT	TOT
CATS	140	212	155	152	0	659
OPP	127	224	127	165	0	643

RUSHING	ATT	YDS	AVG	TD	LG
Maslowski	33	149	4.5	7	23
Papin	39	100	2.6	9	10
M.Jones	18	46	2.5	4	8
Nelson	14	43	3.1	1	8
Baker	2	4	2.0	0	5
Brown	1	3	3.0	0	3
Martin	2	1	0.5	0	1
Morris	1	-5	-5.0	0	-5
Lopez	7	-5	-0.7	0	-
CATS	117	336	2.9	21	23
OPP	99	280	2.8	16	34

RECEIVING	NO	YDS	AVG	TD	LG
Papin	84	1256	14.9	19	47
Baker	58	815	14.0	16	48
Phillips	26	379	14.6	6	31
Gary	24	337	14.0	6	46
Peace	20	241	12.0	3	25
West	12	186	15.5	2	37
Maslowski	10	86	8.6	2	20
Hernandez	5	92	18.4	2	38
M.Jones	5	62	12.4	1	29
Luster	3	60	20.0	2	23
Nelson	2	30	15.0	0	16
Browning	2	29	14.5	1	21
T.Jones	2	18	9.0	0	9
Brown	1	6	6.0	0	6
CATS	254	3597	14.2	58	48
OPP	285	3434	12.0	62	45

KO RETURNS	NO	YDS	AVG	TD	LG
Papin	72	1632	22.7	4	57
Peace	2	17	8.5	0	17
Gary	2	4	2.0	0	3
Baker	1	22	22.0	0	22
West	1	3	3.0	0	3
CATS	78	1678	21.5	4	57
OPP	91	1519	16.7	5	57

MFG RETURNS	NO	YDS	AVG	TD	LG
Papin	11	202	18.4	0	33
West	1	4	4.0	0	4
CATS	12	206	17.2	0	33
OPP	12	237	19.8	1	56

SCORING	TD	FG	PAT	2PT	S	PTS
Papin	32	0/0	0/0	1	0	194
Stoyanovich	0	17/45	74/85	0	0	125
Baker	17	0/0	0/0	0	0	102
Gary	8	0/0	0/0	0	0	48
Maslowski	7	0/0	0/0	0	0	42
Phillips	6	0/0	0/0	0	0	36
M.Jones	5	0/0	0/0	0	0	30
Peace	3	0/0	0/0	0	0	18
Luster	2	0/0	0/0	0	0	12
West	2	0/0	0/0	0	0	12
Hernandez	2	0/0	0/0	0	0	12
Nelson	1	0/0	0/0	0	1	8
Pouliavaati	1	0/0	0/0	0	0	6
T.Jones	1	0/0	0/0	0	0	6
Browning	1	0/0	0/0	0	0	6
Keneley	0	0/0	0/0	0	1	2
CATS	88	17/45	74/85	1	2	659
OPP	89	10/31	77/87	0	4	649

FIELD GOALS	1-19	20-29	30-39	40-49	50+
Stoyanovich	2/3	8/14	3/9	2/5	2/14
CATS	2/3	8/14	3/9	2/5	2/14
OPP	0/0	6/8	4/5	0/5	0/13

Stoyanovich (17/45): (61R, 54N, 21G, 51R, 32G, 39G) (28G, 54R, 45N) (27G, 26N, 40R, 41G, 26G) (27N, 32N, 49R, 16R) (56G) (51G, 22N, 25N, 40G) (54N, 24G, 38N) (53R, 50R) (20N, 60R, 38R) (22G, 21G, 26N) (53N, 39G, 27N, 39N) (18G, 30N, 66R, 55B) (60R, 28G) (19G).

OPPONENTS (10/31): (33N, 44R) (24N) (20G, 36G) (23G, 33G, 55R, 59R, 64N, 54N) (24N, 41R) (37G, 21G, 63R) (57N, 60R) (53R, 56R, 58N) (-) (34G) (54R, 58R, 41N, 28G) (52R) (46R, 47N, 26G, 22G) (-).

INTERCEPTIONS	NO	YDS	AVG	TD	LG
T.Jones	11	84	7.6	0	30
McGuirk	5	27	5.4	0	17
Peace	2	8	4.0	0	8
Baker	2	1	0.5	0	1
Currie	2	0	0.0	0	0
Gary	1	17	17.0	1	17
Keneley	1	3	3.0	0	3
West	1	1	1.0	0	1
M.Williams	1	0	0.0	0	0
SABERCATS	26	141	5.4	1	30
OPPONENTS	15	62	4.1	1	16

DEFENSE	I	S	A	SK	PD	FF	FR
McGuirk	62.0	55	14	0.0	26	0	0
T.Jones	46.0	38	16	0.0	11	0	3
Baker	33.5	21	25	0.0	2	0	2
Phillips	32.5	21	23	0.0	2	2	0
Nelson	23.0	19	8	4.5	7	3	2
Maslowski	21.0	14	14	0.0	2	1	0
M.Williams	21.0	19	4	0.0	2	0	0
Peace	18.5	15	7	0.0	3	0	0
Gary	16.5	13	7	0.0	2	0	3
Luster	12.5	8	9	0.5	3	0	0
M.Jones	12.0	8	8	2.0	0	1	0
Hernandez	11.0	9	4	5.0	5	2	1
West	10.5	9	3	0.0	1	1	0
Pouliavaati	10.0	6	8	0.0	2	0	1
Papin	7.5	4	7	0.0	1	0	0
Currie	7.5	5	5	0.0	0	0	0
M.Brown	7.0	3	8	0.0	0	0	0
Butler	6.5	5	3	1.0	0	1	1
Stoyanovich	6.0	4	4	0.0	0	0	0
O'Brien	5.5	4	3	0.0	1	1	0
Keneley	5.0	4	2	1.0	0	0	1
Browning	4.5	3	3	0.0	0	1	0
Lopez	4.0	4	0	0.0	0	0	0
Clemens	2.5	2	1	0.0	0	0	0
Macfarlane	2.0	1	2	0.0	0	0	0
Stallworth	1.0	1	0	0.0	0	0	1
J.Brown	1.0	1	0	0.0	0	0	0
Scott	0.5	0	1	0.0	0	0	0
SABERCATS	390.5	296	189	14.0	70	13	15

PASSING	GP/GS	CMP	ATT	YDS	PCT	TD	INT	LG	YDS/GM.	RATE
Lopez	12/11	200	352	2769	56.8	47	8	48	230.8	106.1
Brown	6/1	31	56	454	55.4	6	2	45	75.7	93.9
Morris	2/2	17	38	255	44.7	3	2	47	127.5	65.1
Martin	2/0	6	13	119	46.2	2	3	35	59.5	77.6
TEAM	-	-	-	-76	-	-	-	-	-	-
SABERCATS	14	254	459	3521	55.3	58	15	48	251.5	98.1
OPPONENTS	14	285	501	3359	56.9	62	26	45	239.9	86.7

HISTORY

1999 STATISTICS

DATE	OPPONENT	RESULT	ATT.
4/24	at Grand Rapids	W, 54-53	10,097
4/30	at Florida	L, 56-78	4,370
5/8	PORTLAND	W, 79-51	14,795
5/15	ARIZONA	W, 54-50	13,788
5/24	at Milwaukee	W, 52-45	12,781
5/29	IOWA	L, 30-34	14,019
6/5	at Portland	L, 38-39	7,210
6/12	at Arizona	L, 37-75	16,303
6/19	FLORIDA	W, 58-50	13,008
6/25	at Houston	L, 57-61	3,014
7/9	BUFFALO	W, 52-46	13,406
7/16	at Nashville	L, 45-56	14,123
7/24	TAMPA BAY	L, 48-52	14,128
7/31	MILWAUKEE	L, 52-56	15,108

TEAM STATS	SABERCATS	OPP
SCORING	712	746
Points Per Game	50.9	53.3
FIRST DOWNS	211	229
Rushing	30	31
Passing	146	158
Penalty	35	40
RUSHING YARDAGE	425	406
Rushing Attempts	168	116
Average/Game	30.4	29.0
PASSING YARDAGE	3132	3482
Aff.-Comp.	469-253	482-271
Intercepted	16	11
Average/Game	223.7	248.7
TOTAL OFFENSE	3557	3888
Total Plays	650	606
Average/Game	254.1	277.7
KICKOFF RETURNS	86-1680	86-1610
MFG RETURNS	17-415	15-243
INT RETURNS	11-90	16-163
FUMBLES-LOST	24-15	18-11
PENALTIES-YARDS	127-584	106-480
TIME OF POSSESSION	31:18	28:51
3RD DOWN EFF.	56/114	36/91
3rd Down Pct.	49%	40%
4TH DOWN EFF.	5/14	10/15
4th Down Pct.	36%	67%
SACKS-YARDS	8-54	13-80
TOUCHDOWNS	94	103

SCORE BY QTR	1	2	3	4	OT	TOI
SABERCATS	113	244	164	191	0	7:12
OPPONENTS	162	207	162	215	0	7:46

RUSHING	ATT	YDS	AVG	TD	LG
M.Jones	35	140	4.0	3	28
Papin	48	107	2.2	13	15
Chachere	37	93	2.5	12	18
Petithomme	15	27	1.8	4	7
Wood	21	26	1.2	4	9
Grieb	3	14	4.7	0	8
Nelson	4	11	2.7	0	7
Chilcote	5	7	1.4	0	3
SABERCATS	168	425	2.5	36	28
OPPONENTS	116	406	3.5	27	25

RECEIVING	NO	YDS	AVG	TD	LG
Papin	91	1031	11.3	12	48
Baker	74	1156	15.6	22	45
Reese	36	475	13.2	8	49
Gary	20	247	12.3	2	32
Chachere	8	115	14.4	2	31
Peace	8	61	7.6	0	24
Petithomme	5	31	6.2	0	11
M.Jones	3	20	6.7	0	10
Green	2	16	8.0	0	13
Chilcote	2	12	6.0	0	6
Hernandez	1	21	21.0	1	21
Butler	1	12	12.0	1	12
Rice	1	9	9.0	0	9
Nelson	1	6	6.0	0	6
SABERCATS	253	3212	12.7	48	49
OPPONENTS	271	3536	13.0	66	49

KO RETURNS	NO	YDS	AVG	TD	LG
Papin	74	1601	21.6	6	57
Green	6	49	8.2	0	16
Rice	1	12	12.0	0	12
Peace	1	6	6.0	0	6
T.Jones	1	6	6.0	0	6
Reese	1	5	5.0	0	5
Robinson	1	1	1.0	0	1
Butler	1	0	0.0	0	0
SABERCATS	86	1680	19.5	6	57
OPPONENTS	86	1610	18.7	5	56

MFG RETURNS	NO	YDS	AVG	TD	LG
Papin	13	396	30.5	1	58
Reese	1	10	10.0	0	10
Green	1	7	7.0	0	7
T.Jones	1	2	2.0	0	2
Peace	1	0	0.0	0	0
SABERCATS	17	415	24.4	1	58
OPPONENTS	15	243	16.2	0	33

SCORING	TD	FG	PAT	2PT	\$	PTS
Papin	32	0/0	0/0	0	0	192
Huerta	0	18/37	88/90	0	0	142
Baker	23	0/0	0/0	1	0	140
Chachere	14	0/0	0/0	0	0	84
Reese	8	0/0	0/0	0	0	48
Wood	4	0/0	0/0	0	0	24
Petithomme	4	0/0	0/0	0	0	24
M.Jones	3	0/0	0/0	0	0	18
Gary	2	0/0	0/0	0	0	12
Hernandez	1	0/0	0/0	0	1	8
Butler	1	0/0	0/0	0	0	6
Luster	1	0/0	0/0	0	0	6
Macfarlane	1	0/0	0/0	0	0	6
Robinson	0	0/0	0/0	0	1	2
SABERCATS	94	18	88/90	1	2	712
OPPONENTS	103	13	79/92	4	1	746

FIELD GOALS	1-19	20-29	30-39	40-49	50+
Huerta	1/1	5/6	8/12	2/6	2/12
SABERCATS	0/0	7/11	2/6	3/20	1/9
OPPONENTS	1/1	4/4	6/10	5/8	2/19

Abrams (18/37): (54R, 47N, 36G) (51R, 55R, 27R) (46R) (61R, 48G, 36G 32G, 55N, 58N, 35G) (17G, 45R, 40G, 21G) (32G, 25G, 29G) (38R, 58R, 24G, 37R) (50G, 42R) (51G, 53N) (36G, 55R) (32G) (31R, 25G, 39R) (-) (50R, 30G).

OPPONENTS (13/37): (19G, 44G0 (25R) (61R, 19G, 56R) (52N, 49N, 60R) (21G, 32N, 42R, 49R) (25N) (53R, 21G, 62R, 50G) (26R, 58R) (-) (47N, 47N) (49R, 26G, 46R, 24G) (43G, 46G, 30G, 59R) (45N, 28R, 35G, 51R) (53R, 25G, 27R).

INTERCEPTIONS	NO	YDS	AVG	TD	LG
T. Jones	3	8	2.7	0	8
Green	2	4	2.0	0	3
Williams	1	31	31.0	0	31
Peace	1	21	21.0	0	21
Luster	1	10	10.0	1	10
Gary	1	10	10.0	0	10
Baker	1	6	6.0	0	6
Reese	1	0	0.0	0	0
SABERCATS	11	90	8.2	1	31
OPPONENTS	16	163	10.2	2	45

DEFENSE	I	S	A	SK	PD	FF	FR
T. Jones	57.5	52	11	0.0	14	0	0
Green	41.5	36	11	0.0	9	1	0
Williams	39.5	35	9	0.0	8	0	0
Baker	35.0	23	24	0.0	3	0	1
Peace	23.5	21	5	0.0	5	0	0
Chachere	18.0	14	8	0.0	3	1	3
Reese	17.5	13	9	0.0	5	1	1
Currie	12.5	9	7	0.0	6	0	0
Gary	12.0	11	2	0.0	0	0	0
Hernandez	12.0	10	4	5.0	2	2	1
M.Jones	11.5	8	7	0.0	1	0	0
Pouliwaati	11.5	8	7	0.0	2	1	1
Luster	10.0	6	8	0.0	1	0	1
Butler	9.0	7	4	0.0	0	0	0
Talanoa	8.5	4	9	2.0	1	1	0
Robinson	7.5	6	3	1.0	2	0	0
Macfarlane	7.0	6	2	0.0	0	0	1
Nelson	7.0	3	8	0.0	0	1	0
Rice	6.0	6	0	0.0	1	0	0
Petithomme	5.5	4	3	0.0	0	0	0
Huerta	4.0	3	2	0.0	0	0	1
Lewis	3.0	2	2	0.0	0	0	0
Papin	2.0	2	0	0.0	0	0	0
Bradley	1.0	1	0	0.0	0	0	0
Black	1.0	0	2	0.0	0	0	0
Chilcote	1.0	1	0	0.0	0	0	0
Grieb	0.5	0	1	0.0	0	0	0
SABERCATS	365	291	148	8.0	63	8	10

PASSING	GP/GS	CMP	ATT	YDS	PCI	TD	INT	LG	YDS/GM.	RATE
Wood	13/13	235	422	3069	55.7%	45	15	49	236.1	90.6
Grieb	12/1	17	45	135	37.8%	2	0	17	33.8	57.2
Papin (OS)	14	1	1	8	100.0%	1	0	8	0.6	139.8
Huerta (K)	14	0	1	0	0.0%	0	1	0	0.0	0.0
TEAM	-	-	-	-80	-	-	-	-	-	-
SABERCATS	14	253	469	3132	53.9	48	16	49	223.7	86.2
OPPONENTS	14	271	482	3482	56.2	66	11	49	248.7	103.8

HISTORY

2000 STATISTICS

DATE	OPPONENT	RESULT	ATT.
4/15	HOUSTON	W, 54-14	14,509
4/21	at Oklahoma	L, 64-68	8,995
4/29	ARIZONA	L, 42-51	13,409
5/6	at Iowa	W, 54-52	10,201
5/12	OKLAHOMA	W, 37-30	13,063
5/19	at Buffalo	W, 61-35	5,486
5/27	LOS ANGELES	W, 78-25	14,063
6/1	at Arizona	W, 55-34	13,369
6/9	NEW ENGLAND	W, 85-76	12,583
6/17	GRAND RAPIDS	W, 68-45	12,306
6/22	at Milwaukee	W, 63-60	11,701
6/29	at Grand Rapids	W, 52-32	7,917
7/8	at Los Angeles	W, 75-72	13,034
7/22	BUFFALO	W, 83-54	15,604

AFL PLAYOFFS

8/4	OKLAHOMA	W, 63-40	13,306
8/12	NASHVILLE	L, 42-51	13,663

TEAM STATS

	SABERCATS	OPP
SCORING	871	648
Points Per Game	62.2	46.3
FIRST DOWNS	232	239
Rushing	18	9
Passing	174	163
Pendly	40	67
RUSHING YARDAGE	347	143
Rushing Attempts	139	90
Average/Game	24.8	10.2
PASSING YARDAGE	3545	3407
Att.-Comp.	399-254	505-265
Intercepted	4	14
Average/Game	253.2	243.4
TOTAL OFFENSE	3892	3550
Total Plays	545	626
Average/Game	278.0	253.6
KICKOFF RETURNS	84-1760	102-2029
MFG RETURNS	13-238	6-121
INT RETURNS	14-153	4-23
FUMBLES-LOST	15-9	31-18
PENALTIES-YARDS	153-814	127-630
TIME OF POSSESSION	27:34	32:28
3RD DOWN EFF.	32/72	38/105
3rd Down Pct.	44%	36%
4TH DOWN EFF.	3/7	11/26
4th Down Pct.	43%	42%
SACKS-YARDS	31-173	6-44
TOUCHDOWNS	119	87

SCORE BY QTR	1	2	3	4	OT	TOT
SABERCATS	208	261	192	210	0	871
OPPONENTS	97	203	145	203	0	648

RUSHING	ATT	YDS	AVG	TD	LG
Dozier	38	107	2.8	5	11
M.Jones	27	83	3.1	5	11
Papin	27	59	2.2	11	32
Chachere	25	54	2.2	8	11
Grieb	12	40	3.3	2	12
Wagner	8	12	1.5	3	5
Dutton	2	-8	-4.0	0	3
SABERCATS	139	347	2.5	34	32
OPPONENTS	90	143	1.6	15	21

RECEIVING	NO	YDS	AVG	TD	LG
Papin	89	1221	13.7	23	45
Wagner	58	741	12.8	12	47
Reese	55	919	16.7	22	39
Roe	22	282	12.8	10	28
Baker	15	252	16.8	6	45
Smith	5	48	9.6	0	14
Chachere	4	38	9.5	0	20
Dozier	2	19	9.5	0	13
M.Jones	2	17	8.5	0	12
T.Jones	1	30	30.0	1	30
Talanoa	1	17	17.0	0	17
SABERCATS	241	3021	12.5	45	46
OPPONENTS	292	3158	10.8	45	45

KO RETURNS	NO	YDS	AVG	TD	LG
Papin	65	1479	22.7	3	57
Wagner	15	267	17.8	1	46
Roe	1	14	14.0	0	14
Smith	1	0	0.0	0	0
Baker	1	0	0.0	0	0
Yarnell	1	0	0.0	0	0
SABERCATS	84	1760	20.9	4	57
OPPONENTS	102	2029	19.9	7	57

MFG RETURNS	NO	YDS	AVG	TD	LG
Papin	9	198	22.0	1	33
Wagner	2	14	7.0	0	14
T.Jones	1	15	15.0	0	15
Reese	1	11	11.0	0	11
SABERCATS	13	238	18.3	1	33
OPPONENTS	6	121	20.2	0	32

SCORING	TD	FG	PAT	2PT	3PTS	PIS
Papin	38	0/0	0/0	0	0	228
Reese	22	0/0	0/0	1	0	134
Wagner	17	0/0	0/0	0	0	102
Sailer	0	9/18	73/78	0	0	100
Roe	12	0/0	0/0	0	0	72
Chachere	8	0/0	0/0	0	0	48
Huerta	0	4/7	31/33	0	0	43
Dozier	7	0/0	0/0	0	0	42
Baker	6	0/0	0/0	0	0	36
M.Jones	5	0/0	0/0	2	0	34
Grieb	2	0/0	0/0	0	0	12
Ulufale	1	0/0	0/0	0	0	6
T.Jones	1	0/0	0/0	0	0	6
Hernandez	0	0/0	0/0	0	2	4
TEAM	0	0/0	0/0	0	0	4
Goldstein	0	0/0	0/4	0	0	0
SABERCATS	119	13/26	104/115	3	2	871
OPPONENTS	87	17/32	65/73	5	0	648

FIELD GOALS	1-19	20-29	30-39	40-49	50+
Sailer	4/4	2/3	1/3	2/4	0/4
Huerta	1/1	1/1	0/0	2/2	0/3
Goldstein	0/0	0/0	0/1	0/0	0/0
SABERCATS	5/5	3/4	1/4	4/6	0/7
OPPONENTS	1/1	10/12	2/3	3/5	1/11

Huerta (4/7): (41G, 19G) (62N, 26G, 48G, 52R) (54N). **Goldstein (0/1):** (34N). **Sailer (9/18):** (31R, 28N, 60R, 17G) (20G) (-) (44R, 18G, 48G, 60R) (19G, 33B, 32G) (-) (43R, 50N) (18G) (45G, 62B, 25G) (-). **OPPONENTS (22/48):** (54R, 60R, 54R, 59R) (-) (26G) (42R, 22G) (52R, 46G) (23R, 64R) (43R, 36G) (21G, 20G, 33R) (51R, 56R, 42G) (29G, 25G, 52R) (23G, 27R, 56N) (51G, 33G) (20G) (25G, 22G, 19G, 47G).

PASSING	GP/GS	CMP	ATT	YDS	PCI	TD	INT	LG	YDS/GM.	RATE
Grieb	14/13	216	336	3095	64.3	6	3	47	221.1	129.9
Dutton	3/1	28	46	369	60.9	9	0	40	123.0	125.8
Wood	3/0	10	17	120	58.8	3	1	25	40.0	95.6
TEAM	14	-	-	-39	-	-	-	-	-	-
SABERCATS	14	254	399	3545	63.7	74	4	47	253.2	127.6
OPPONENTS	14	265	505	3407	52.5	64	14	45	243.4	94.1

2001 STATISTICS

DATE	OPPONENT	RESULT	ATT.
4/14	LOS ANGELES	W, 50-32	13,803
4/21	ARIZONA	W, 48-37	14,163
4/28	at Houston	W, 62-57	4,553
5/5	OKLAHOMA	W, 73-17	13,417
5/12	at New York	L, 58-62	8,783
5/18	at Milwaukee	W, 69-55	10,082
5/26	ORLANDO	L, 35-59	14,366
6/2	at Los Angeles	L, 44-47	6,784
6/16	NASHVILLE	W, 58-57	14,001
6/24	at Oklahoma	W, 60-41	7,173
6/30	FLORIDA	W, 56-55	13,987
7/6	at Arizona	W, 73-63	12,165
7/15	at Indiana	L, 63-66	11,921
7/21	HOUSTON	W, 80-27	15,276

AFL PLAYOFFS

8/4	ARIZONA	W, 68-49	13,078
8/11	at Nashville	L, 47-71	11,208

TEAM STATS

	SABERCATS	OPP
SCORING	831	673
Points Per Game	59.4	48.1
FIRST DOWNS	238	253
Rushing	28	18
Passing	181	180
Penalty	29	55
RUSHING YARDAGE	409	176
Rushing Attempts	133	88
Average/Game	29.2	12.6
PASSING YARDAGE	4099	3520
Aff.-Comp.	443-285	543-313
Intercepted	11	19
Average/Game	292.8	251.4
TOTAL OFFENSE	4508	3696
Total Plays	586	649
Average/Game	322.0	264.0
KICKOFF RETURNS	89-1566	95-1852
MFG RETURNS	12-198	13-195
INT RETURNS	19-181	11-110
FUMBLES-LOST	13-7	19-7
PENALTIES-YARDS	143-845	104-597
TIME OF POSSESSION	28:18	32:18
3RD DOWN EFF.	36/74	33/94
3rd Down Pct.	49%	35%
4TH DOWN EFF.	7/13	8/20
4th Down Pct.	54%	40%
SACKS-YARDS	18-104	10-49
TOUCHDOWNS	116	90

SCORE BY QTR	1	2	3	4	OI	TOI
SABERCATS	178	221	187	231	14	831
OPPONENTS	145	205	116	195	12	673

RUSHING	ATT	YDS	AVG	TD	LG
Dozier	45	188	4.2	10	24
McMillen	31	123	4.0	7	30
M.Jones	19	42	2.2	3	11
Papin	12	28	2.3	3	20
Grieb	6	24	4.0	0	11
Roe	1	11	11.0	0	11
Wagner	12	9	0.7	7	5
Dutton	7	-16	-2.3	0	8
SABERCATS	133	409	3.1	30	30
OPPONENTS	88	176	2.0	13	23

RECEIVING	NO	YDS	AVG	TD	LG
Roe	78	1232	15.8	28	47
Wagner	58	745	12.8	14	45
Hundon	45	720	16.0	15	44
Baker	35	456	13.0	5	44
Reese	27	479	17.7	13	45
Papin	25	292	11.7	4	41
Smith	9	127	14.1	0	36
McMillen	5	83	16.6	0	27
M.Jones	1	17	17.0	0	17
Taylor	1	4	4.0	0	4
Ulufale	1	-7	-7.0	0	0
SABERCATS	285	4148	14.5	79	47
OPPONENTS	313	3627	11.6	72	45

KO RETURNS	NO	YDS	AVG	TD	LG
Wagner	49	914	18.6	0	51
Papin	29	595	20.5	1	55
Smith	4	44	11.0	0	13
Roe	3	11	3.7	0	10
Jacobs	2	0	0.0	0	0
Hundon	1	2	2.0	0	2
Baker	1	0	0.0	0	0
SABERCATS	89	1566	17.6	1	55
OPPONENTS	95	1852	19.5	3	56

MFG RETURNS	NO	YDS	AVG	TD	LG
Wagner	7	144	20.6	1	52
Smith	5	58	11.6	0	27
Papin	3	4	1.3	0	4
SABERCATS	12	198	16.5	0	39
OPPONENTS	13	195	15.0	1	52

SCORING	ID	FG	PAT	2PT	\$	PIS
Roe	30	0/0	0/0	0	0	180
Wagner	22	0/1	0/1	2	138	88
Hundon	15	0/0	0/0	0	0	90
Reese	14	0/0	0/0	0	0	84
Wells	0	3/14	62/67	0	71	0
Dozier	10	0/0	0/0	0	60	60
McMillen	8	0/0	0/0	1	50	50
Papin	8	0/0	0/0	0	48	48
Baker	5	0/0	0/0	1	32	32
Huerta	0	1/5	20/20	0	23	23
Alcorn	0	1/2	18/20	0	21	21
M.Jones	3	0/0	0/0	0	18	18
Smith	1	0/0	0/0	1	0	2
Ulufale	0	0/0	0/0	1	0	2
Grieb	0	0/0	0/0	1	0	2
Pouliivaati	0	0/0	0/0	1	0	2
TEAM	0	0/0	0/0	0	1	2
SABERCATS	116	5/22	100/108	5	831	673
OPPONENTS	90	17/38	74/83	4	673	673

FIELD GOALS	1-19	20-29	30-39	40-49	50+
Wells	0/0	2/3	0/1	1/4	0/6
Huerta	0/0	1/1	0/1	0/1	0/2
Alcorn	0/0	0/0	0/0	1/1	0/1
Wagner	0/0	0/0	0/0	0/0	0/1
SABERCATS	0/0	3/4	0/2	2/6	0/10
OPPONENTS	2/2	8/9	4/6	3/13	0/8

Wells (3/14): (41G, 55R, 21R) (48R, 54R) (60R) (25G, 21G, 44R) (60N, 42R) (51N). **Huerta (1/5):** (51N, 45R) (55R, 30R) (28G). **Wagner (0/1):** (60R). **Alcorn (1/2):** (62R) (43G).

OPPONENTS (17/38): (53N, 52R, 43R, 25G, 45N) (18G, 21G, 44R) (28G, 30G, 29N) (43N, 41G, 41B) (28G, 30G) (25G, 22G) (46R, 45G) (45R, 42G, 19G, 44R) (20G, 62R) (37G, 33N, 35G, 57R) (52N, 46R) (48R) (34N, 26G, 42N) (57R, 61R).

INTERCEPTIONS	NO	YDS	AVG	TD	LG
Smith	4	65	16.2	1	45
Wagner	3	45	15.0	1	45
Perkins	3	18	6.0	0	15
Roe	2	18	9.0	2	10
Joseph	2	0	0.0	0	0
McMillen	1	15	15.0	1	15
Reese	1	14	14.0	1	14
Dozier	1	4	4.0	0	4
Baker	1	2	2.0	0	2
Jacobs	1	0	0.0	0	0
SABERCATS	20	157	7.9	2	47
OPPONENTS	16	257	16.1	5	51

DEFENSE	I	\$	A	SK	PD	FF	FR
Wagner	61.0	56	12	0.0	17	2	1
Perkins	52.5	50	5	0.0	11	0	0
Baker	37.5	29	17	0.0	1	0	0
Smith	37.0	34	6	0.0	4	0	0
Cobbis	30.5	27	7	0.0	3	1	0
Cole	20.5	19	3	0.0	1	1	0
T.Jones	17.0	16	2	0.0	3	0	0
Dozier	16.5	12	9	2.0	0	0	2
Jacobs	15.0	13	4	2.0	2	3	2
McMillen	14.5	14	1	2.0	2	1	2
Joseph	14.0	13	2	0.0	0	0	0
Talanoa	13.5	11	5	1.0	3	1	0
Roe	13.5	10	7	0.0	4	0	0
Reese	13.0	12	2	1.0	1	0	0
Ulufale	11.0	9	4	3.0	4	2	0
Pouliivaati	9.0	7	4	1.0	0	0	0
Lytle	8.0	7	2	1.0	0	0	0
Hernandez	8.0	7	2	3.0	2	0	0
Butler	6.5	5	3	0.0	1	0	0
Kenney	6.0	6	0	2.0	1	0	0
Battle	6.0	4	4	0.0	0	0	0
M.Jones	3.5	3	1	0.0	0	1	0
Wells	3.0	3	0	0.0	0	0	0
Hundon	2.0	2	0	0.0	0	0	0
Keneley	1.5	0	3	0.0	0	0	0
Grieb	1.0	1	0	0.0	0	0	0
Papin	1.0	1	0	0.0	0	0	0
Alcorn	1.0	1	0	0.0	0	0	0
Dutton	0.5	0	1	0.0	0	0	0
SABERCATS	425	372	106	18.0	60	12	7

PASSING	GP/GS	CMP	ATT	YDS	PCI	TD	INT	LG	YDS/GM.	RATE
Grieb	8/6	157	229	2331	68.6	47	4	45	291.4	133.9
Dutton	12/8	127	212	1810	59.9	31	7	47	150.8	110.4
Wagner	14	1	1	7	100.0	1	0	7	0.5	135.4
McMillen	12	0	1	0	0.0	0	0	0	0.0	39.6
SABERCATS	14	-	-	-49	-	-	-	-	-	-
OPPONENTS	14	313	543	3520	57.6	72	19	45	251.4	95.7

2002 STATISTICS

DATE	OPPONENT	RESULT	ATT.
4/20	ARIZONA	W, 52-51	13,622
4/27	at Tampa Bay	W, 61-54	11,344
5/4	GEORGIA	W, 59-53	13,023
5/11	LOS ANGELES	W, 78-44	13,016
5/17	at Orlando	W, 77-45	11,864
5/25	DALLAS	W, 77-54	13,117
6/1	at Buffalo	W, 61-35	6,714
6/8	at Los Angeles	W, 52-33	10,122
6/15	CHICAGO	W, 74-68	13,543
6/22	NEW YORK	W, 65-41	13,717
6/29	at Dallas	W, 58-41	13,660
7/5	INDIANA	W, 52-41	14,414
7/12	at Arizona	L, 52-59	17,034
7/21	at Carolina	W, 58-41	10,377

AFL PLAYOFFS

8/3	TAMPA BAY	W, 55-48	13,074
8/10	ORLANDO	W, 52-48	13,466
8/18	ARIZONA (AB)	W, 52-14	16,942

TEAM STATS	SABERCATS	OPP
SCORING	878	660
Points Per Game	62.7	47.1
FIRST DOWNS	284	246
Rushing	53	26
Passing	194	178
Penalty	37	40
RUSHING YARDAGE	422	144
Rushing Attempts	133	78
Average/Game	30.1	10.3
PASSING YARDAGE	3698	3296
Aff.-Comp.	443-283	533-282
Intercepted	7	21
Average/Game	264.1	235.4
TOTAL OFFENSE	4120	3440
Total Plays	584	629
Average/Game	294.3	245.7
KICKOFF RETURNS	65-1404	110-2293
MFG RETURNS	16-206	5-75
INT RETURNS	21-195	7-0
FUMBLES-LOST	14-9	15-9
PENALTIES-YARDS	120-744	87-539
TIME OF POSSESSION	28:42	31:20
3RD DOWN EFF.	38/76	49/112
3rd Down Pct.	50%	44%
4TH DOWN EFF.	9/18	6/18
4th Down Pct.	50%	33%
SACKS-YARDS	18-97	8-39
TOUCHDOWNS	123	89

SCORE BY QTR	1	2	3	4	OT	TOT
SABERCATS	197	258	203	220	0	878
OPPONENTS	109	268	148	135	0	660

RUSHING	ATT	YDS	AVG	TD	LG
Dozier	31	108	3.5	8	12
McMillen	33	101	3.1	7	16
M.Jones	12	69	5.7	1	26
Papin	20	60	3.0	7	14
Grieb	24	52	2.2	10	10
Roe	5	17	3.5	0	6
Wagner	5	13	2.6	0	7
Dutton	2	3	1.5	1	3
Seaton	1	-1	-1.0	0	0
SABERCATS	133	422	3.2	34	26
OPPONENTS	78	144	1.8	19	39

RECEIVING	NO	YDS	AVG	TD	LG
Hundon	98	1464	14.9	35	45
Wagner	75	878	11.7	15	38
Baker	39	379	9.7	6	29
Reese	32	409	12.8	13	30
Smith	15	234	15.6	3	37
Roe	14	228	16.3	4	35
McMillen	3	62	20.7	0	47
Kinsinger	2	25	12.5	1	17
G.Williams	1	27	27.0	1	27
Seaton	1	11	11.0	0	11
Hernandez	1	8	8.0	0	8
J.Williams	1	8	8.0	0	8
M.Jones	1	4	4.0	0	4
SABERCATS	283	3737	13.2	78	47
OPPONENTS	282	3393	12.0	64	45

KO RETURNS	NO	YDS	AVG	TD	LG
Thomas	60	1384	23.1	6	58
Hundon	5	20	4.0	0	9
SABERCATS	74	1285	17.4	3	56
OPPONENTS	71	1281	18.0	1	55

MFG RETURNS	NO	YDS	AVG	TD	LG
Thomas	7	144	20.6	1	52
Hundon	5	58	11.6	0	27
Wagner	3	4	1.3	0	4
Battle	1	0	0.0	0	0
SABERCATS	16	206	12.9	1	52
OPPONENTS	5	75	15.0	0	47

SCORING	TD	FG	PAT	2PT	3PT	PTS
Hundon	35	0/0	0/0	0	0	210
Wagner	26	0/0	0/0	0	0	156
Alcorn	0	10/16	104/118	0	0	134
Reese	13	0/0	0/0	1	0	80
Kinsinger	8	0/0	0/0	0	0	48
J.Williams	8	0/0	0/0	0	0	48
McMillen	8	0/0	0/0	0	0	48
Baker	8	0/0	0/0	0	0	48
Thomas	7	0/0	0/0	0	0	42
Roe	4	0/0	0/0	0	0	24
Smith	4	0/0	0/0	0	0	24
Dutton	1	0/0	0/0	1	0	8
G.Williams	1	0/0	0/0	0	0	6
Grieb	0	0/0	0/0	1	0	2
SABERCATS	123	10/16	104/118	3	0	878
OPPONENTS	89	18	66/79	3	0	660

FIELD GOALS 1-19	20-29	30-39	40-49	50+	
Alcorn	0/0	3/4	4/5	2/3	1/4
SABERCATS	0/0	3/4	4/5	2/3	1/4
OPPONENTS	0/0	8/12	4/7	5/10	1/11

Wells (10/16): (29G, 44N) (-) (22G, 62R) (32G, 39R) (36G) (-) (-) (60R, 50G) (-) (46G, 21R) (28G) (46G) (31G, 54R) (32G).

OPPONENTS (18/40): (43R, 23G) (25G, 45G) (35G, 47G, 52N, 47R) (60R, 28G) (47R, 50N) (40G, 42R, 32G, 63R) (24R, 51N) (29G, 25G, 42G, 55R, 26G) (46G, 31N, 56R, 28G, 30G) (58R, 35R,) (26R) (21N, 55N, 64R) (49R, 36R, 51G) (20G, 33G, 26R).

PASSING	GP/GS	CMP	ATT	YDS	PCI	TD	INT	LG	YDS/GM.	RATE
Grieb	13/13	249	385	3346	64.7	70	5	47	257.4	126.4
Dutton	14/1	34	58	391	58.6	8	2	33	32.6	99.1
TEAM	-	-	-	-39	-	-	-	-	-	-
SABERCATS	14	283	443	3698	63.9	78	7	47	264.1	123.1
OPPONENTS	14	282	533	3296	52.9	64	21	45	235.4	85.5

HISTORY

2003 STATISTICS

DATE	OPPONENT	RESULT	ATT.
2/2	at Arizona	W, 49-28	15,372
2/9	at Los Angeles	L, 72-73	14,992
2/16	at Georgia	L, 49-51	11,200
2/22	COLORADO	W, 80-40	15,604
3/2	at Las Vegas	W, 72-37	8,627
3/9	at Chicago	W, 71-49	13,625
3/14	BUFFALO	W, 58-41	13,047
3/23	ARIZONA	W, 59-58	13,046
3/28	CAROLINA	W, 62-40	13,141
4/6	at Dallas	L, 64-67	13,177
4/11	DETROIT	L, 42-45	11,563
4/19	INDIANA	W, 73-71	13,043
4/27	at Colorado	W, 65-49	17,417
5/3	GRAND RAPIDS	W, 56-55	13,406
5/11	at Tampa Bay	W, 47-34	11,024
5/17	LOS ANGELES	W, 47-43	15,407

AFL PLAYOFFS

5/31	GEORGIA	W, 69-48	10,072
6/8	ARIZONA	L, 49-66	13,263

TEAM STATS

	SABERCATS	OPP
SCORING	966	781
Points Per Game	60.4	48.8
FIRST DOWNS	328	268
Rushing	79	30
Passing	205	186
Penalty	44	52
RUSHING YARDAGE	589	212
Rushing Attempts	169	90
Average/Game	36.8	13.2
PASSING YARDAGE	3934	3960
Att.-Comp.	476-310	545-300
Intercepted	16	28
Average/Game	245.9	247.5
TOTAL OFFENSE	4523	4172
Total Plays	654	647
Average/Game	282.7	260.8
KICKOFF RETURNS	94-183	111-2335
MFG RETURNS	13-261	8-180
INT RETURNS	28-293	16-111
FUMBLES-LOST	18-7	19-10
PENALTIES-YARDS	115-728	112-634
TIME OF POSSESSION	31:11	28:49
3RD DOWN EFF.	38/79	40/101
3rd Down Pct.	48%	40%
4TH DOWN EFF.	15/27	15/26
4th Down Pct.	56%	58%
SACKS-YARDS	13-59	9-53
TOUCHDOWNS	137	109

SCORE BY QTR	1	2	3	4	OT	TOT
SABERCATS	210	271	196	289	0	966
OPPONENTS	147	211	180	243	0	781

RUSHING	ATT	YDS	AVG	TD	LG
Keanaaina	49	250	5.1	10	32
Kinsinger	41	182	4.4	7	20
Wagner	37	76	2.1	18	6
Buck	10	29	2.9	3	12
Williams	7	23	3.3	1	13
Bailey	7	12	1.7	5	2
Roe	1	8	8.0	0	8
R.Davis	5	7	1.4	2	3
McKenzie	3	6	2.0	1	5
Reese	1	0	0.0	0	0
Grieb	8	-4	-0.5	0	2
SABERCATS	169	589	3.5	47	32
OPPONENTS	90	212	2.4	20	32

RECEIVING	NO	YDS	AVG	TD	LG
Roe	115	1440	12.5	31	37
Hudson	77	1211	15.7	28	45
Wagner	51	508	10.0	5	32
McKenzie	17	202	11.9	2	34
Bailey	16	233	14.6	2	47
R.Davis	16	179	11.2	1	24
Reese	8	82	10.2	3	16
G.Williams	3	22	7.3	0	16
Keanaaina	3	20	6.7	0	9
Cobbs	2	47	23.5	0	35
Hernandez	1	17	17.0	0	17
Kinsinger	1	5	5.0	0	5
SABERCATS	310	3966	12.8	72	47
OPPONENTS	300	4017	13.4	84	45

KO RETURNS	NO	YDS	AVG	TD	LG
Thomas	61	1253	20.5	4	57
McKenzie	12	316	26.3	1	52
Wagner	10	182	18.2	1	45
Hudson	6	53	8.8	0	31
Johnson	2	6	3.0	1	6
Roe	1	16	16.0	0	16
R.Davis	1	5	5.0	0	5
Bailey	1	0	0.0	0	0
SABERCATS	94	1831	19.5	7	57
OPPONENTS	111	2335	21.0	4	57

MFG RETURNS	NO	YDS	AVG	TD	LG
Thomas	11	236	21.5	0	39
Bailey	1	16	16.0	0	16
Wagner	1	9	9.0	0	9
SABERCATS	13	261	20.1	0	39
OPPONENTS	8	180	22.5	0	44

SCORING	ID	FG	PAT	2PT	PTS
Roe	33	0/0	0/0	0	0 198
Hudson	28	0/0	0/0	1	0 170
Wagner	25	0/0	0/0	0	0 150
Alcorn	0	6/16	109/126	0	0 127
Keanaaina	11	0/0	0/0	0	0 66
Bailey	7	0/0	0/0	0	0 42
Thomas	7	0/0	0/0	0	0 42
Kinsinger	7	0/0	0/0	0	0 42
McKenzie	4	0/0	0/0	1	0 26
R.Davis	4	0/0	0/0	0	0 24
Buck	3	0/0	0/0	0	0 18
Reese	3	0/0	0/0	0	0 18
J.Williams	2	0/0	0/0	0	0 12
Hernandez	1	0/0	0/0	0	2 10
Johnson	1	0/0	0/0	0	6 6
G.Williams	1	0/0	0/0	0	0 6
Szeredy	0	0/0	5/7	0	5 5
Reed	0	0/0	0/0	1	2 2
Grieb	0	0/0	0/0	1	0 2
SABERCATS	137	6/16	114/133	3	966
OPPONENTS	109	11/27	78/92	8	781

FIELD GOALS 1-19	20-29	30-39	40-49	50+	
Alcorn	0/0	5/7	0/1	1/4	0/4
Szeredy	0/0	0/0	0/0	0/0	0/0
SABERCATS	0/0	5/7	0/1	1/4	0/4
OPPONENTS	1/1	3/3	4/7	3/8	0/8

Alcorn (6/16): (61R, 28R) (61R, 21G) (-) (36R, 20G) (22G) (44R) (-) (45R) (-) (41N) (-) (42G) (20G) (61R) (28G, 28N, 55R).
Szeredy (0/0): (-)
OPPONENTS (11/27): (46R, 30N, 47R) (29G) (33G, 52R) (-) (31G) (60R) (63R, 42R, 56R, 64N) (20G, 47R) (49R, 40G, 40G) (19G) (32R, 32G, 36G) (23G) (62R) (53R) (33N, 65R) (47G).

INTERCEPTIONS	NO	YDS	AVG	TD	LG
Thomas	13	177	13.6	3	44
Wagner	4	0	0.0	0	0
Roe	3	46	15.3	1	31
R.Davis	2	33	16.5	1	33
W.Davis	2	4	2.0	0	9
Cobbs	2	0	0.0	0	0
Hernandez	1	23	23.0	1	23
G.Williams	1	10	10.0	1	10
SABERCATS	28	293	10.5	7	44
OPPONENTS	16	111	6.9	1	31

DEFENSE	I	S	A	SK	PD	FF	FR
W.Davis	67.5	60	15	0.0	9	0	3
Wagner	63.0	53	20	0.0	11	2	1
Thomas	38.5	35	7	0.0	22	1	26
anaaina	25.0	20	10	1.0	2	0	1
Hernandez	20.0	16	8	5.0	1	2	0
Kinsinger	18.0	14	8	1.0	0	1	0
Roe	16.5	12	9	0.0	0	0	1
Battle	15.0	11	8	1.0	0	0	0
McKenzie	15.0	12	6	0.0	0	0	0
Cobbs	14.5	12	5	0.0	7	4	0
R.Davis	11.5	11	1	0.0	0	0	0
Reed	9.5	8	3	2.5	1	1	0
Kenney	9.0	8	2	0.0	0	0	0
G.Williams	8.5	7	3	0.0	0	0	2
J.Williams	8.0	6	4	0.0	0	0	0
Johnson	7.5	7	1	0.0	1	0	0
Milligan	6.0	5	2	0.0	3	0	0
Joseph	5.5	4	3	0.0	0	1	0
Wyman	5.0	4	2	0.0	0	0	0
Buck	4.5	3	3	0.0	2	0	0
Pittman	4.0	3	2	2.5	0	1	0
Lytle	4.0	3	2	0.0	0	1	0
Alcorn	4.0	4	0	0.0	0	0	0
Loney	3.5	3	1	0.0	0	1	0
Bailey	3.5	3	1	0.0	1	0	0
Grieb	3.5	3	1	0.0	0	0	0
Hudson	2.0	2	0	0.0	0	0	0
Bees	1.0	1	0	0.0	0	0	0
Szeredy	1.0	1	0	0.0	0	0	0
SABERCATS	394.5	331	127	13.0	60	15	10

PASSING	GP/GS	CMP	ATT	YDS	PCI	TD	INT	LG	YDS/GM.	RATE
Grieb	16/16	310	476	3966	65.1	72	16	47	247.9	114.9
SABERCATS	16	310	476	3934	65.1	72	16	47	245.9	114.6
OPPONENTS	16	300	545	3960	55.0	84	28	45	247.5	95.4

HISTORY

2004 STATISTICS

DATE	OPPONENT	RESULT	ATI.
2/5	at Detroit	W, 58-43	12,314
2/22	at Los Angeles	W, 61-55	14,132
2/28	GRAND RAPIDS	W, 62-31	15,193
3/7	at New York	L, 50-64	10,192
3/14	COLORADO	W, 55-35	12,063
3/20	LAS VEGAS	W, 79-62	12,163
3/26	LOS ANGELES	W, 55-52	13,172
4/4	at Tampa Bay	W, 62-55	12,204
4/10	at Dallas	L, 54-58	10,417
4/16	CHICAGO	W, 51-43	12,147
4/25	at Georgia	W, 63-34	8,145
5/1	NEW ORLEANS	W, 68-34	13,475
5/9	at Arizona	L, 41-58	14,421
5/16	at Las Vegas	L, 35-44	9,910
5/22	PHILADELPHIA	W, 48-36	13,423
5/30	ARIZONA	L, 43-50	13,472

AFL PLAYOFFS

6/5	TAMPA BAY	W, 56-52	11,300
6/12	CHICAGO	W, 49-35	12,163
6/27	at Arizona (AB)	W, 69-62	17,391

TEAM STATS	SABERCATS	OPP
SCORING	885	754
Points Per Game	55.3	47.1
FIRST DOWNS	326	308
Rushing	56	38
Passing	234	213
Penalty	36	57
RUSHING YARDAGE	329	198
Rushing Attempts	148	113
Average/Game	20.6	12.4
PASSING YARDAGE	4085	4127
Att.-Comp.	480-344	595-353
Intercepted	7	22
Average/Game	255.3	257.9
TOTAL OFFENSE	4414	4325
Total Plays	650	722
Average/Game	275.9	270.3
KICKOFF RETURNS	80-1650	100-1711
MFG RETURNS	8-184	5-103
INT RETURNS	22-345	7-59
FUMBLES-LOST	24-16	15-11
PENALTIES-YARDS	130-839	102-600
TIME OF POSSESSION	28:42	31:18
3RD DOWN EFF.	39/80	53/115
3rd Down Pct.	49%	46%
4TH DOWN EFF.	14/24	18/32
4th Down Pct.	58%	56%
SACKS-YARDS	14-64	22-130
TOUCHDOWNS	126	103

SCORE BY QTR	1	2	3	4	OI	TOI
SABERCATS	170	287	200	228	0	885
OPPONENTS	162	196	187	209	0	754

RUSHING	ATI	YDS	AVG	ID	LG
Wagner	35	89	2.5	12	21
Kinsinger	32	77	2.4	7	17
Keanaaina	27	65	2.4	5	7
Buck	8	44	5.5	4	13
Johnson	16	33	2.1	4	8
Coleman	6	11	1.8	3	3
R.Davis	8	5	0.6	1	4
Roe	4	3	0.8	1	2
Grieb	9	2	0.2	1	5
Schexnayder	1	1	1.0	0	1
Reed	1	-1	-1.0	0	-1
SABERCATS	147	329	2.2	38	21
OPPONENTS	113	198	1.8	19	15

RECEIVING	NO	YDS	AVG	ID	LG
Hundon	87	1253	14.4	21	45
Roe	75	884	11.8	27	42
Coleman	55	719	13.1	17	40
R.Davis	46	484	10.5	4	31
Wagner	43	450	10.5	3	23
Baker	19	194	10.2	2	35
Schexnayder	10	119	11.9	2	36
Pauley	3	46	15.3	0	27
Reese	3	30	10.0	0	17
Battle	2	26	13.0	1	14
Kinsinger	1	10	10.0	0	10
SABERCATS	344	4215	12.3	77	45
OPPONENTS	353	4191	11.9	79	48

KO RETURNS	NO	YDS	AVG	ID	LG
R.Davis	47	1135	24.1	4	58
Coleman	12	225	18.8	0	27
Wagner	8	136	17.0	0	28
Hundon	8	37	4.6	0	19
Thomas	4	110	27.5	0	55
Jacobs	1	7	7.0	0	7
SABERCATS	80	1650	20.6	4	58
OPPONENTS	100	1711	17.1	0	50

MFG RETURNS	NO	YDS	AVG	ID	LG
R.Davis	4	102	26.0	0	43
Wagner	1	34	34.0	0	34
Coleman	1	28	28.0	0	28
Thomas	1	20	20.0	0	20
SABERCATS	7	184	26.3	0	43
OPPONENTS	5	103	20.6	1	54

SCORING	ID	FG	PAT	2PT	3 PTS
Roe	29	0/0	0/0	0	0
Frantz	0	7/15	106/123	0	0
Hundon	21	0/0	0/0	0	0
Coleman	20	0/0	0/0	0	0
Wagner	16	0/0	0/0	0	0
R.Davis	10	0/0	0/0	0	0
Kinsinger	7	0/0	0/0	0	0
Keanaaina	5	0/0	0/0	1	32
Johnson	4	0/0	0/0	0	24
Buck	4	0/0	0/0	0	24
Schexnayder	2	0/0	0/0	0	12
Baker	2	0/0	0/0	0	12
Grieb	1	0/0	0/0	0	6
Loney	1	0/0	0/0	0	6
Reed	1	0/0	0/0	0	6
Smith	1	0/0	0/0	0	6
Thomas	1	0/0	0/0	0	6
Battle	1	0/0	0/0	0	6
SABERCATS	126	7	106/123	1	0
OPPONENTS	103	14	84/93	5	0

FIELD GOALS	1-19	20-29	30-39	40-49	50+
Frantz	1/2	4/5	2/4	0/2	0/2
SABERCATS	1/2	4/5	2/4	0/2	0/2
OPPONENTS	1/1	7/9	2/4	4/8	0/5

Frantz (7/15): (24G, 24N) (-) (39R, 52R) (39G) (-) (23G) (29G, 19G) (-) (48R) (21G) (-) (-) (57R) (-) (35R) (33G, 18B, 48B).

OPPONENTS (14/27): (50N) (25G, 47G) (55R, 29R, 21G, 44R) (32G) (-) (-) (20G) (17G, 62R, 51N, 21G) (45 G, 49R, 48R) (23G) (31R) (48N) (22G, 22N) (-) (30G, 60R, 39N, 43G, 22G,) (49G).

PASSING	GP/GS	CMP	ATI	YDS	PCI	ID	INT	LG	YDS/GM.	RATE
Grieb	16/16	335	459	4111	73.0	75	7	45	256.9	133.5
Rolovich	16/0	8	20	99	40.0	1	0	23	6.2	68.5
Roe (WR/LB)	-	-	-	-130	-	-	-	-	-	-
SABERCATS	16	344	480	4085	71.7	77	7	45	255.3	130.8
OPPONENTS	16	353	595	4127	59.3	79	22	48	257.9	98.2

2005 STATISTICS

DATE	OPPONENT	RESULT	ATI.
1/30	at Tampa Bay	L, 33-63	13,005
2/5	LAS VEGAS	W, 66-31	16,221
2/13	at New Orleans	L, 61-62	12,226
2/20	at Los Angeles	L, 69-71	13,088
3/6	at Orlando	W, 57-38	13,015
3/11	PHILADELPHIA	W, 52-26	13,125
3/18	GRAND RAPIDS	W, 72-48	13,036
3/28	at Las Vegas	W, 81-75	9,277
4/3	ARIZONA	W, 48-27	13,114
4/10	at Chicago	L, 39-55	14,865
4/15	DALLAS	W, 83-71	12,816
4/22	at Colorado	W, 89-41	14,571
4/29	NASHVILLE	L, 55-57	13,345
5/7	LOS ANGELES	L, 42-54	14,203
5/14	at Arizona	L, 44-54	12,265
5/21	GEORGIA	W, 54-48	13,892

AFL PLAYOFFS

5/29	at Colorado	L, 48-56	N/A
------	-------------	----------	-----

TEAM STATS	SABERCATS	OPP
SCORING	945	821
Points Per Game	59.1	51.3
FIRST DOWNS	357	326
Rushing	52	24
Passing	263	232
Penalty	42	70
RUSHING YARDAGE	255	253
Rushing Attempts	117	105
Average/Game	15.9	15.8
PASSING YARDAGE	4736	4247
Att.-Comp.	556-379	605-361
Intercepted	17	16
Average/Game	296.0	265.4
TOTAL OFFENSE	4991	4500
Total Plays	693	722
Average/Game	311.9	281.2
KICKOFF RETURNS	89-1942	106-2078
MFG RETURNS	4-111	4-42
INT RETURNS	16-157	17-108
FUMBLES-LOST	22-11	18-11
PENALTIES-YARDS	163-1037	135-825
TIME OF POSSESSION	28:25	31:35
3RD DOWN EFF.	31/71	47/104
3rd Down Pct.	44%	45%
4TH DOWN EFF.	14/26	12/27
4th Down Pct.	54%	44%
SACKS-YARDS	12-85	20-109
TOUCHDOWNS	137	115

SCORE BY QTR	1	2	3	4	OT	TOT
SABERCATS	219	288	185	253	0	945
OPPONENTS	132	280	197	212	0	821

RUSHING	ATT	YDS	AVG	TD	LG
Kinsinger	30	74	2.5	9	8
Baker	17	45	2.6	6	18
Warren	13	34	2.6	6	11
R.Davis	17	22	1.3	8	7
Dozier	8	22	2.8	3	7
Grieb	9	20	2.2	1	7
Wagner	9	15	1.7	6	5
Buck	5	10	2.0	0	6
Wright	3	9	3.0	2	6
Reed	1	2	2.0	0	2
Fernandez	1	2	2.0	1	2
Roe	4	0	0.0	1	4
SABERCATS	117	255	2.2	43	18
OPPONENTS	105	253	2.4	9	36

RECEIVING	NO	YDS	AVG	TD	LG
Roe	116	1440	12.4	30	41
R.Davis	100	1420	14.2	30	45
Wright	59	678	11.5	8	45
Wagner	26	278	10.7	4	35
Baker	23	323	14.0	4	43
Schexnayder	21	271	12.9	5	30
Fernandez	20	237	11.9	4	36
Kinsinger	6	79	13.2	0	20
Williams	2	33	16.5	0	19
Dozier	2	32	16.0	0	16
Battle	1	30	30.0	0	30
Jacobs	1	19	19.0	0	19
Buck	1	5	5.0	0	5
Hernandez	1	0	0.0	0	0
SABERCATS	379	4845	12.8	85	45
OPPONENTS	361	4332	12.0	97	45

KO RETURNS	NO	YDS	AVG	TD	LG
R.Davis	45	1133	25.2	6	56
Wright	22	476	21.6	0	41
Wagner	15	255	17.0	0	39
Baker	4	70	17.5	0	38
Thomas	1	14	14.0	1	14
Roe	1	-3	-3.0	-3	0
Fernandez	1	-3	-3.0	-3	0
SABERCATS	89	1942	21.8	7	56
OPPONENTS	106	2078	19.6	6	55

MFG RETURNS	NO	YDS	AVG	TD	LG
Wright	2	94	47.0	1	54
R.Davis	1	14	14.0	0	14
Thomas	1	3	3.0	0	0
SABERCATS	4	111	27.8	1	54
OPPONENTS	4	42	10.5	0	20

SCORING	TD	FG	PAT	2PT	3PTS
R.Davis	44	0/0	0/0	0	0
Roe	31	0/0	0/0	1	0
Frantz	0	2/8	103/122	0	0
Wright	11	0/0	0/0	0	0
Wagner	10	0/0	0/0	0	0
Baker	10	0/0	0/0	0	0
Kinsinger	9	0/0	0/0	0	0
Warren	6	0/0	0/0	1	38
Schexnayder	5	0/0	0/0	0	30
Fernandez	5	0/0	0/0	0	30
Dozier	3	0/0	0/0	1	20
Grieb	1	0/0	0/0	1	8
Thomas	1	0/0	0/0	0	6
Mack	1	0/0	0/0	0	6
Schorejs	0	0/0	6/8	0	6
SABERCATS	137	2/8	109/130	2	1945
OPPONENTS	115	11/28	94/112	0	2821

FIELD GOALS	1-19	20-29	30-39	40-49	50+
Frantz	0/0	2/3	0/2	0/1	0/2
SABERCATS	0/0	2/3	0/2	0/1	0/2
OPPONENTS	3/4	4/7	3/9	1/2	0/6

Frantz (2/8): (-) (-) (64R, 32N) (-) (23G, 35N) (24G, 45R) (58R) (-) (-) (-) (-) (-) (26R) (-) (-).

OPPONENTS (11/28): (31G, 26G, 63N) (17G, 36N) (-) (41G, 31N, 20G, 19G) (26G, 35G) (34N) (34N, 61R) (-) (65N) (-) (52N, 38G, 19G, 50R) (55R) (27G, 23B, 36N, 24N) (41R, 16B) (31N) (24N).

INTERCEPTIONS	NO	YDS	AVG	TD	LG
Thomas	6	51	8.5	0	35
Mack	3	34	11.3	1	18
Kinsinger	2	33	16.5	0	27
Smith	1	0	0.0	0	0
Jacobs	1	2	2.0	0	2
Fernandez	1	0	0.0	0	0
Roe	1	1	1.0	0	1
Wright	1	36	36.0	0	36
SABERCATS	16	157	9.8	1	36
OPPONENTS	17	108	6.4	3	26

DEFENSE	I	\$	A	SK	PD	FF	FR
Thomas	52.0	45	14	0.0	12	0	1
Wright	48.5	42	13	0.0	7	0	2
Mack	39.0	34	10	0.0	7	1	2
Wagner	34.5	30	9	0.0	3	1	0
Fernandez	31.0	27	8	0.0	4	0	0
Baker	28.5	20	17	0.0	0	1	1
Roe	24.5	18	13	0.0	0	0	0
Diamond	23.5	21	5	0.0	2	0	0
Jacobs	23.5	17	13	4.0	3	3	1
Smith	20.5	18	5	0.0	4	0	0
R.Davis	16.0	13	6	0.0	4	0	2
Kinsinger	15.5	10	11	0.0	0	1	0
Frantz	13.5	12	3	0.0	0	0	1
Williams	12.0	7	10	1.0	3	2	0
Reed	9.0	7	4	0.0	0	0	0
Warren	8.0	5	6	2.0	1	1	0
Hernandez	7.0	6	2	1.0	1	1	0
Buck	7.0	5	4	2.0	1	0	0
Beede	6.5	4	5	0.0	3	0	0
Loney	6.5	6	1	0.0	0	1	0
Battle	6.5	6	1	0.0	0	0	0
Wyman	5.5	4	3	0.0	2	0	0
W.Davis	5.5	3	5	0.0	0	0	0
Plantin	4.5	3	3	0.0	1	0	0
Ruffin	3.5	3	1	1.0	0	0	0
Dozier	3.0	2	2	0.0	0	0	1
Barrie	2.5	2	1	1.0	0	1	0
Grieb	2.0	2	0	0.0	0	0	0
Jordan	1.5	1	1	0.0	0	0	0
Schexnayder	1.5	1	1	0.0	0	0	0
Richards	0.5	0	1	0.0	0	0	0
SABERCATS	552	374	178	12.0	58	13	11

PASSING	GP/GS	CMP	ATT	YDS	PCI	TD	INT	LG	YDS/GM.	RATE
Grieb	16/16	374	546	4796	68.5	84	16	45	299.8	122.0
Rolovich	16/0	5	10	49	50.0	1	13	13	3.1	49.6
	-	-	-	-109	-	-	-	-	-	-
SABERCATS	16	379	556	4736	68.2	85	17	45	296.0	119.9
OPPONENTS	16	361	605	4247	59.7	97	16	45	265.4	109.6

2006 STATISTICS

DATE	OPPONENT	RESULT	ATT.
1/28	UTAH	L, 35-48	13,872
2/6	at Las Vegas	L, 48-51	10,346
2/12	at Arizona	W, 58-50	8,315
2/19	at Grand Rapids	L, 52-66	4,897
2/26	at Chicago (OT)	L, 48-54	12,950
3/4	at Utah	W, 65-50	16,395
3/12	LOS ANGELES	L, 61-75	13,185
3/17	GEORGIA (OT)	W, 56-55	12,389
3/25	at Nashville	L, 48-51	8,905
4/2	ARIZONA	W, 61-49	13,462
4/7	at Tampa Bay	W, 52-43	14,566
4/14	LAS VEGAS	W, 69-59	12,154
4/22	AUSTIN	W, 63-59	12,214
4/29	at Los Angeles	W, 53-36	11,552
5/6	COLORADO	W, 61-56	13,504
5/13	COLUMBUS	W, 68-47	12,354
AFL PLAYOFFS			
5/27	ARIZONA	W, 62-48	12,504
6/3	CHICAGO	L, 56-59	12,229

TEAM STATS	SABERCATS	OPP
SCORING	898	849
Points Per Game	56.1	53.1
FIRST DOWNS	351	301
Rushing	56	34
Passing	257	225
Penalty	38	42
RUSHING YARDAGE	304	222
Rushing Attempts	150	115
Average/Game	19.0	13.9
PASSING YARDAGE	4762	4430
Att.-Comp.	607-397	558-349
Intercepted	11	18
Average/Game	297.6	276.9
TOTAL OFFENSE	5066	4652
Total Plays	772	690
Average/Game	316.6	290.8
KICKOFF RETURNS	90-1493	103-1908
MFG RETURNS	5-64	3-76
INT RETURNS	18-225	11-53
FUMBLES-LOST	30-16	26-16
PENALTIES-YARDS	119-711	106-676
TIME OF POSSESSION	31:03	29:29
3RD DOWN EFF.	53/108	51/104
3rd Down Pct.	49%	49%
4TH DOWN EFF.	12/29	9/24
4th Down Pct.	41%	38%
SACKS-YARDS	17-105	15-85
TOUCHDOWNS	127	117

SCORE BY QTR	1	2	3	4	OT	TOI
SABERCATS	166	280	190	255	7	898
OPPONENTS	160	299	124	254	12	849

RUSHING	ATT	YDS	AVG	TD	LG
Glover	55	156	2.8	15	26
Johnson	48	115	2.4	12	17
McKenzie	6	9	1.5	1	4
Wagner	11	7	0.6	2	2
Geathers	4	6	1.5	0	3
Huddleston	2	3	1.5	1	3
Floyd	2	3	1.5	1	2
Grieb	13	3	0.2	0	2
Schexnayder	2	2	1.0	2	1
Coleman	7	0	0.0	2	3
SABERCATS	150	304	2.0	36	26
OPPONENTS	115	222	1.9	25	19

RECEIVING	NO	YDS	AVG	TD	LG
Roe	113	1310	11.6	31	46
Nelson	94	1405	14.9	26	41
Pauley	53	646	12.2	12	45
Schexnayder	30	435	14.5	8	32
Wagner	29	273	9.4	2	24
Floyd	21	203	9.7	1	44
Coleman	18	161	8.9	1	16
McKenzie	12	141	11.8	2	33
Johnson	11	117	10.6	1	18
Geathers	7	73	10.4	0	21
Glover	4	33	8.2	0	13
Wright	2	22	11.0	0	11
Battle	1	23	23.0	0	23
Williams	1	4	4.0	0	4
Gant	1	1	1.0	0	1
SABERCATS	397	4847	12.2	84	46
OPPONENTS	349	4535	13.0	82	48

KO RETURNS	NO	YDS	AVG	TD	LG
Pauley	29	566	19.5	1	57
McKenzie	17	301	17.7	0	29
Wagner	17	290	17.1	0	39
Coleman	7	118	16.9	0	29
Schexnayder	5	38	7.6	0	18
Wright	4	71	17.8	0	20
Thomas	3	72	24.0	0	20
Smith	3	0	0.0	0	0
Geathers	2	29	14.5	0	17
Roe	2	3	1.5	0	7
Johnson	1	5	5.0	0	5
SABERCATS	90	1493	16.6	1	57
OPPONENTS	103	1908	18.5	7	58

MFG RETURNS	NO	YDS	AVG	TD	LG
Wagner	2	40	20.0	0	26
Thomas	1	13	13.0	0	13
McKenzie	1	11	11.0	0	11
Smith	1	0	0.0	0	0
SABERCATS	5	64	12.8	0	26
OPPONENTS	3	76	25.3	1	56

SCORING	ID	FG	PAT	2PT	3PTS
Roe	31	0/0	0/0	1	0
Nelson	26	0/0	0/0	1	0
Schmitz	0	7/17	99/116	0	0
Glover	15	0/0	0/0	0	0
Johnson	13	0/0	0/0	2	0
Pauley	13	0/0	0/0	0	1
Schexnayder	10	0/0	0/0	0	0
Wagner	4	0/0	0/0	0	0
Floyd	3	0/0	0/0	0	0
Coleman	3	0/0	0/0	0	0
McKenzie	3	0/0	0/0	0	0
Smith	2	0/0	0/0	0	0
Huddleston	1	0/0	0/0	0	0
Jacobs	1	0/0	0/0	0	0
Richards	1	0/0	0/0	0	0
Stephens	1	0/0	0/0	0	0
Grieb	0	0/0	0/0	1	0
Brown	0	0/0	0/0	0	1
Case	0	0/0	0/0	1	2
SABERCATS	127	7/17	99/116	6	2
OPPONENTS	117	11/23	104/112	4	1

FIELD GOALS	1-19	20-29	30-39	40-49	50+
Schmitz	1/1	3/8	2/3	1/4	0/1
SABERCATS	1/1	3/8	2/3	1/4	0/1
OPPONENTS	2/2	7/12	2/3	0/4	0/2

Schmitz (7/17): (28N, 29N) (17G, 41G) (33G, 29N) (42N) (56R) (22G) (47R) (28G, 35N) (41R) (-) (25N, 29N) (-) (-) (23G, 39G) (-) (-).

OPPONENTS (11/23): (21G, 22G) (26G, 29N) (21N) (21G, 44R) (-) (52R, 24N) (19G, 25G) (35N) (48R) (40R) (31G, 40N) (18G) (20G) (-) (-) (25B, 37G, 58R, 27N, 22G).

INTERCEPTIONS	NO	YDS	AVG	TD	LG
Thomas	7	46	6.6	0	19
Floyd	3	76	25.3	1	51
Smith	3	58	19.3	2	42
Pauley	2	0	0.0	0	0
Jacobs	1	23	23.0	1	23
Roe	1	13	13.0	0	13
Wagner	1	9	9.0	0	9
SABERCATS	18	225	12.5	4	51
OPPONENTS	11	53	4.8	0	21

DEFENSE	I	\$	A	SK	PD	FF	FR
Thomas	85.0	77	16	0.0	13	4	3
Floyd	46.5	41	11	0.0	4	0	4
Smith	41.0	38	6	0.0	3	2	0
Pauley	34.5	28	13	0.0	6	0	0
Wagner	30.5	25	11	0.0	5	2	0
Roe	27.0	19	16	0.0	4	2	0
Joseph	25.0	24	2	0.0	3	0	1
Glover	24.0	16	16	0.0	1	1	1
Johnson	21.5	17	9	1.0	1	1	0
Jacobs	16.0	10	12	4.0	0	2	1
Bates	16.0	9	14	3.5	1	0	0
Stephens	14.5	9	11	2.0	0	1	2
Geathers	12.5	9	7	0.0	2	1	0
Richards	12.0	8	8	0.0	0	2	2
Huddleston	8.0	7	2	0.5	0	0	0
Schmitz	7.5	6	3	0.0	0	1	1
Coleman	7.0	6	2	0.0	0	1	0
McKenzie	6.5	6	1	0.0	1	1	1
Williams	6.0	4	4	0.0	0	0	1
Adderson	5.0	3	4	0.0	1	0	1
Brown	5.0	4	2	2.0	0	0	0
Loney	4.0	3	2	0.0	0	0	1
Battle	3.0	2	1	0.0	0	0	0
Beede	2.5	2	1	0.0	0	1	0
Wright	2.5	2	1	0.0	1	0	0
Gant	2.0	2	0	0.0	0	0	0
Nelson	2.0	2	0	0.0	0	0	1
Ruffin	1.0	1	0	0.0	0	0	0
Schexnayder	1.0	1	0	0.0	0	0	0
Harper	1.0	1	0	0.0	1	0	0
Grieb	0.5	0	1	0.0	0	0	0
TEAM	0.0	0	0	0.0	0	0	1
SABERCATS	470.5	382	177	17.0	43	26	15

PASSING	GP/GS	CMP	ATT	YDS	PCI	TD	INT	LG	YDS/GM.	RATE
Grieb	16/16	374	546	4796	68.5	84	16	45	299.8	122.0
Rolovich	16/0	5	10	49	50.0	1	13	3.1	49.6	
TEAM	-	-	-	-109	-	-	-	-	-	-
SABERCATS	16	379	556	4736	68.2	85	17	45	296.0	119.9
OPPONENTS	16	361	605	4247	59.7	97	16	45	265.4	109.6

HISTORY

2007 STATISTICS

DATE	OPPONENT	RESULT	ATT.
3/4	at Los Angeles	W, 66-58	12,856
3/9	at Chicago	L, 45-48	16,201
3/24	at Georgia	L, 62-64	11,828
3/31	TAMPA BAY	W, 69-49	13,916
4/6	COLORADO	W, 72-44	12,291
4/13	at New Orleans	L, 54-67	16,721
4/21	LOS ANGELES	W, 73-49	12,984
4/28	UTAH	W, 69-48	12,967
5/5	at Arizona	W, 56-49	10,017
5/12	LAS VEGAS	W, 61-34	13,654
5/19	GRAND RAPIDS	W, 69-44	12,784
5/25	at Nashville	W, 48-34	8,034
6/1	ORLANDO	W, 59-52	12,893
6/9	at Utah	W, 70-49	15,336
6/16	ARIZONA	W, 66-26	14,736
6/25	at Las Vegas	W, 73-46	5,027

AFI PLAYOFFS

7/7	COLORADO	W, 76-67	12,719
7/14	CHICAGO	W, 61-49	12,842
7/29	COLUMBUS (AB)	W, 55-33	17,056

TEAM STATS	SABERCATS	OPP
SCORING	1012	761
Points Per Game	63.2	47.6
FIRST DOWNS	349	311
Rushing	33	36
Passing	273	223
Penalty	43	52
RUSHING YARDAGE	192	241
Rushing Attempts	100	123
Average/Game	12.0	15.1
PASSING YARDAGE	4619	4260
Att.-Comp.	583-412	587-336
Intercepted	13	22
Average/Game	288.7	266.2
TOTAL OFFENSE	4811	4501
Total Plays	700	729
Average/Game	300.7	281.3
KICKOFF RETURNS	87-171	513-1871
MFG RETURNS	3-11	2-17
INT RETURNS	22-280	13-141
FUMBLES-LOST	17-8	29-20
PENALTIES-YARDS	123-788	99-548
TIME OF POSSESSION	29:21	30:39
3RD DOWN EFF.	46/85	44/113
3rd Down Pct.	54%	39%
4TH DOWN EFF.	13/20	16/39
4th Down Pct.	65%	41%
SACKS-YARDS	19-93	17-98
TOUCHDOWNS	142	105

SCORE BY QTR	1	2	3	4	OT	TOI
SABERCATS	243	301	218	250	0	01012
OPPONENTS	134	225	190	212	0	0761

RUSHING	ATT	YDS	AVG	ID	LG
Johnson	44	100	2.3	9	20
Kinsinger	25	47	1.9	6	16
Grieb	7	27	3.9	2	10
Glover	12	10	0.8	5	3
Wright	9	8	0.9	2	3
Geathers	2	0	0.0	0	1
Whelihan	1	0	0.0	0	0
SABERCATS	100	192	1.9	24	20
OPPONENTS	123	241	2.0	21	24

RECEIVING	NO	YDS	AVG	ID	LG
Roe	127	1560	12.3	40	34
Nelson	101	1257	12.4	25	40
Wright	98	1076	11.0	10	43
Geathers	54	509	9.4	11	34
Saintill	16	181	11.3	7	47
Johnson	8	104	13.0	0	19
G.Williams	5	16	3.2	5	5
McIntyre	1	6	6.0	1	6
Gant	1	6	6.0	1	6
Kinsinger	1	2	2.0	1	2
SABERCATS	412	4717	11.4	101	47
OPPONENTS	336	4353	13.0	80	47

KO RETURNS	NO	YDS	AVG	ID	LG
George	37	872	34.8	2	56
Wright	31	710	22.9	3	57
Geathers	8	102	12.8	0	24
Smith	5	5	1.0	0	2
Floyd	2	11	5.5	1	10
Saintill	2	8	4.0	0	6
Johnson	1	7	7.0	1	7
Gant	1	0	0.0	0	0
SABERCATS	87	1715	19.7	7	57
OPPONENTS	113	1871	16.6	2	57

MFG RETURNS	NO	YDS	AVG	ID	LG
George	1	10	10.0	0	10
Smith	2	1	0.5	0	1
SABERCATS	3	11	3.7	0	10
OPPONENTS	2	17	8.5	0	9

SCORING	ID	FG	PAT	2PT	S	PIS
Roe	40	0/0	0/0	0	240	0
Haglund	1	10/18	128/138	0	164	0
Nelson	25	0/0	0/0	0	150	0
Wright	15	0/0	0/0	0	90	0
Geathers	11	0/0	0/0	0	66	0
Johnson	10	0/0	0/0	0	60	0
Saintill	8	0/0	0/0	0	48	0
Kinsinger	7	0/0	0/0	0	42	0
Williams	5	0/0	0/0	0	30	0
Glover	5	0/0	0/0	0	30	0
Smith	3	0/0	0/0	0	18	0
Thomas	2	0/0	0/0	0	12	0
Floyd	2	0/0	0/0	0	12	0
Grieb	2	0/0	0/0	0	12	0
George	2	0/0	0/0	0	12	0
Watson	1	0/0	0/0	0	6	0
McIntyre	1	0/0	0/0	0	6	0
Loney	1	0/0	0/0	0	6	0
Gant	1	0/0	0/0	0	6	0
Harper	0	0/0	0/0	1	2	0
Whelihan	0	0/0	0/0	0	0	0
SABERCATS	142	10/18	128/138	0	1102	0
OPPONENTS	105	12/17	93/102	1	0761	0

FIELD GOALS	1-19	20-29	30-39	40-49	50+
Haglund	2/2	6/10	2/5	0/0	0/1
SABERCATS	2/2	6/10	2/5	0/0	0/1
OPPONENTS	1/1	4/4	4/5	2/4	1/3

Haglund (10/18): (26G) (25G) (27G, 19G, 24G) (18G) (-) (-) (24G) (-) (-) (-) (-) (-) (39G) (-) (22G) (36G).

OPPONENTS (12/17): (17G) (56G, 39G) (29G) (-) (20G) (30G, 31G) (-) (-) (-) (-) (20G) (20G, 47G) (38G) (-) (-) (44G).

INTERCEPTIONS	NO	YDS	AVG	ID	LG
Thomas	9	119	13.2	2	45
Floyd	6	44	7.3	1	46
Smith	5	86	17.2	2	50
George	1	20	20.0	0	20
Watson	1	0	0.0	0	0
SABERCATS	22	280	12.7	5	50
OPPONENTS	13	141	10.8	0	26

DEFENSE	I	S	A	SK	PD	FF	FR
Smith	87.5	79	17	0.0	17	1	1
Thomas	86.0	76	20	0.0	21	5	2
Watson	59.5	43	33	2.0	1	0	3
Floyd	56.0	46	20	0.0	16	3	1
Glover	37.0	28	18	2.0	0	5	4
Geathers	23.5	15	19	0.0	1	0	1
Harper	21.0	15	12	3.0	1	1	1
Jones	19.5	18	3	7.0	3	4	3
Haglund	15.5	14	3	0.0	0	0	1
G.Williams	15.0	12	6	3.0	10	0	1
George	9.0	6	6	0.0	3	0	1
Saintill	8.5	6	5	0.0	0	0	1
Martin	8.5	4	9	1.0	1	0	0
Wright	8.5	7	3	0.0	0	0	0
Johnson	5.5	3	5	0.0	0	0	0
Nelson	5.0	4	2	0.0	0	0	0
Roe	3.5	3	1	0.0	0	0	0
Littlejohn	3.5	3	1	0.0	0	0	0
Grieb	2.5	2	1	0.0	0	0	0
Obeng	2.0	2	0	0.0	0	0	0
Gant	1.5	1	1	0.0	0	0	0
Kinsinger	1.0	1	0	0.0	0	0	0
T.Williams	1.0	1	0	0.0	0	0	0
Aff	0.5	0	1	0.0	0	0	0
TEAM	2.0	2	0	0.0	0	0	0
SABERCATS	484	391	186	20.0	74	20	20

PASSING	GP/GS	CMP	ATT	YDS	PCT	ID	INT	LG	YDS/GM.	RATE
Grieb	16/16	399	562	4608	71.0	100	13	47	288.0	125.4
Whelihan	16/0	13	21	109	61.9	1	0	17	6.8	87.2
TEAM	-	-	-	-98	-	-	-	-	-	-
SABERCATS	16	412	583	4619	70.7	101	13	47	288.7	124.3
OPPONENTS	16	336	587	4260	57.2	80	22	47	266.2	98.5

HISTORY

2008 STATISTICS

DATE	OPPONENT	RESULT	LG	ATT.
3/3	at Chicago	L, 47-70	15	409
3/10	at Grand Rapids	W, 66-58	5	833
3/15	ARIZONA	W, 63-43	13,625	
3/22	DALLAS	L, 56-59	11,472	
3/29	at Kansas City	W, 44-36	13,146	
4/5	at New Orleans	L, 43-72	14,236	
4/12	PHILADELPHIA	L, 57-58	12,462	
4/18	at Utah	W, 61-40	14,701	
4/26	LOS ANGELES	W, 70-42	13,083	
5/3	at Orlando	L, 35-61	11,733	
5/9	at Arizona	W, 63-42	11,514	
5/17	UTAH	W, 74-64	13,252	
5/24	COLORADO	W, 59-42	13,147	
5/31	at Los Angeles	W, 66-56	15,174	
6/14	TAMPA BAY	W, 73-70	14,042	
6/21	GEORGIA	W, 68-62	12,886	

AFL PLAYOFFS

7/7	COLORADO	W, 64-51	12,479
7/14	GRAND RAPIDS	W, 68-62	14,072
7/27	Philadelphia (AB) L,	56-59	17,056

TEAM STATS

	SABERCATS	OPP
SCORING	941	875
Points Per Game	59.2	54.7
FIRST DOWNS	348	315
Rushing	28	38
Passing	280	237
Penalty	40	40
RUSHING YARDAGE	147	307
Rushing Attempts	102	101
Average/Game	1.5	3.4
PASSING YARDAGE	4624	4286
Aff.-Comp.	606-415	590-355
Intercepted	18	22
Average/Game	284.4	267.9
TOTAL OFFENSE	4771	4663
Total Plays	744	702
Average/Game	298.2	289.6
KICKOFF RETURNS	102-1946	118-2068
MFG RETURNS	4-15	1-5
INT RETURNS	22-323	18-247
FUMBLES-LOST	15-15	24-19
PENALTIES-YARDS	114-659	116-640
TIME OF POSSESSION	28:54	31:06
3RD DOWN EFF.	45/91	38/98
3rd Down Pct.	49%	39%
4TH DOWN EFF.	8/17	20/36
4th Down Pct.	47%	55%
SACKS-YARDS	30-159	16-73
TOUCHDOWNS	127	120

SCORE BY QTR	1	2	3	4	OT	TOI
SABERCATS	190	283	186	286	0	945
OPPONENTS	172	256	173	274	0	875

RUSHING	ATT	YDS	AVG	TD	LG
Johnson	50	51	1.0	7	6
Grieb	15	43	2.9	1	17
Carter	19	31	1.6	5	10
Wright	7	13	1.9	1	9
Glover	4	7	1.8	3	4
Geathers	6	2	0.3	3	1
McIntyre	1	0	0.0	0	0
SABERCATS	102	147	1.5	20	10
OPPONENTS	101	347	3.4	26	28

RECEIVING	NO	YDS	AVG	TD	LG
Wright	134	1457	10.9	24	41
Saintil	120	1503	12.5	35	37
Roe	102	1076	10.5	31	31
Geathers	37	365	9.5	5	34
Johnson	6	86	14.3	1	13
Richey	8	56	7.0	0	23
Gant	2	36	18.0	2	24
Carter	3	18	6.0	1	6
Pino	2	16	8.0	1	10
Obeng	1	12	12.0	0	12
Glover	1	-1	-1.0	0	-1
SABERCATS	416	4624	11.1	100	41
OPPONENTS	355	4445	12.5	83	49

KO RETURNS	NO	YDS	AVG	TD	LG
Wright	56	1183	21.1	1	56
George	29	616	21.2	0	53
Saintil	9	129	14.3	0	24
Smith	5	9	1.8	0	7
Floyd	3	9	3.0	0	6
SABERCATS	102	1946	19.1	1	56
OPPONENTS	118	2068	17.5	3	58

MFG RETURNS	NO	YDS	AVG	TD	LG
Wright	2	16	8.0	0	9
George	1	5	5.0	0	5
Floyd	1	-6	-6.0	0	-6
SABERCATS	4	15	3.8	0	9
OPPONENTS	1	5	5.0	0	5

SCORING	TD	FG	PAT	PPT	\$ P210
Saintil	35	0/0	0/0	0	0.0
Roe	31	0/0	0/0	0	0.186
Haglund	0	21/25	116/124	0	0.179
Wrights	26	0/0	0/0	0	0.156
Geathers	9	0/0	0/0	0	0.54
Johnson	8	0/0	0/0	0	0.48
Carter	6	0/0	0/0	0	0.36
Glover	3	0/0	0/0	0	0.18
Thomas	3	0/0	0/0	0	0.18
Gant	2	0/0	0/0	0	0.12
Watson	1	0/0	0/0	0	2.8
Jones	1	0/0	0/0	0	0.6
Pino	1	0/0	0/0	0	0.6
Grieb	1	0/0	0/0	0	0.6
SABERCATS	127	21/25	116/124	0	2.945
OPPONENTS	121	10/20	103/112	0	0.875

FIELD GOALS 1-19	20-29	30-39	40-49	50+	
Haglund	6/6	6/7	7/8	2/4	0/0
SABERCATS	6/6	6/7	7/8	2/4	0/0
OPPONENTS	0/1	5/8	2/5	2/2	0/2

Haglund (21/25): (25G, 45G) (23G) (33G, 18G, 24G, 17G) (-) (21G, 30G, 35G) (19G) (34G, 48N) (26G, 47G) (35G, 35G, 18G) (28N) (-) (24G) (19G) (31N, 34G) (18G) (44N)

OPPONENTS (10/20): (33N) (64N, 41G) (59N) (25G, 45G) (29N) (36G) (-) (23G, 28G, 46N, 39N) (-) (28G, 19N 28G, 39N) (35G, 43G) (28N) (-) (22G) (-) (-)

INTERCEPTIONS	NO	YDS	AVG	TD	LG
Floyd	10	153	15.3	0	48
Thomas	9	123	13.7	2	48
Smith	3	47	15.7	0	36
SABERCATS	22	323	14.7	2	48
OPPONENTS	18	247	13.7	4	49

DEFENSE	I	S	A	SK	PD	FF	FR
Smith	114.0	101	26	0.0	12	3	1
Thomas	84.0	69	30	0.0	18	3	3
Floyd	79.0	64	30	0.0	15	3	0
Watson	57.5	36	43	9.0	0	3	3
Geathers	22.0	13	18	0.0	3	2	4
Harper	19.5	13	13	4.0	0	5	2
Thomas	18.5	12	13	5.0	5	1	2
McIntyre	18.0	14	8	6.0	3	0	0
Haglund	16.0	11	10	0.0	0	0	0
Saintil	15.5	11	9	0.0	0	0	1
Williams	9.5	5	9	3.0	4	1	1
Roe	6.5	5	3	0.0	0	0	0
Gant	5.0	3	4	0.0	0	0	0
Wright	5.0	5	0	0.0	0	0	0
Carter	4.0	2	4	0.0	0	0	0
Grieb	3.5	3	1	0.0	0	0	0
Glover	3.0	1	4	1.0	0	0	2
Johnson	2.5	2	1	0.0	0	0	0
Frederic	2.0	2	0	0.0	0	0	0
Loney	1.5	1	1	0.0	0	0	0
George	1.0	1	0	0.0	1	0	0
Pino	1.0	1	0	0.0	0	0	0
Thomas	1.0	1	0	0.0	0	0	0
Browning	1.0	1	0	1.0	0	0	0
TEAM	1.0	0	0	0.0	0	0	0
Hunter	0.5	0	1	0.0	0	0	0
SABERCATS	492	378	228	29.0	61	24	19

PASSING	GP/GS	CMP	ATT	YDS	PCI	TD	INT	LG	YDS/GM.	RATE
Grieb	16/16	415	606	4613	68.5	100	18	41	288.3	118.1
Rislov	16/16	1	2	11	50.0	0	0	11	0.7	66.7
TEAM	-	-	-	-73	-	-	-	-	-	-
SABERCATS	16	416	608	4624	68.4	100	18	41	284.4	117.5
OPPONENTS	16	355	590	4286	60.2	83	22	49	267.9	102.1

2011 STATISTICS

DATE	OPPONENT	RESULT	ATT.
3/11	SPOKANE	W, 76-48	10,563
3/18	KANSAS CITY	W, 60-57	9,563
3/25	at Chicago	L, 54-41	7,466
4/1	IOWA	L, 76-69	9,163
4/8	UTAH	W, 75-55	8,763
4/16	at Tulsa	W, 42-33	4,747
4/22	PHILADELPHIA	W, 68-61	8,663
5/7	ARIZONA	L, 65-43	9,499
5/14	at Pittsburgh	L, 54-48	7,333
5/21	at Utah	L, 76-68	8,815
5/28	GEORGIA	L, 55-49	10,231
6/4	at Dallas	L, 70-57	8,463
6/18	at Arizona	L, 64-57	9,397
6/25	at Cleveland	L, 82-21	5,617
7/1	JACKSONVILLE	W, 83-70	8,216
7/9	ORLANDO	W, 60-40	10,302
7/16	at Spokane	L, 63-61	9,680
7/23	at Tampa Bay	L, 57-44	10,738

TEAM STATS	SABERCATS	OPP
SCORING	1022	1080
Points Per Game	56.8	60.0
FIRST DOWNS	427	375
Rushing	58	37
Passing	302	291
Penalty	67	47

RUSHING YARDAGE	SABERCATS	OPP
Rushing Attempts	136	101
Average/Game	21.2	21.8
PASSING YARDAGE	5,405	5,374
Att.-Comp.	718-475	673-434
Intercepted	26	14
Average/Game	300.3	298.6
TOTAL OFFENSE	5,786	5,767
Total Plays	877	800
Average/Game	321.4	320.4

KICKOFF RETURNS	SABERCATS	OPP
MFG RETURNS	8-141	0-0
INT RETURNS	14-128	26-261
FUMBLES-LOST	26-15	20-13
PENALTIES-YARDS	166-1154	163-1090
TIME OF POSSESSION	29:58	29:16
3RD DOWN EFF.	60-117	47-107
3rd Down Pct.	51%	44%
4TH DOWN EFF.	17-37	21-40
4th Down Pct.	46%	53%
SACKS-YARDS	26-173	23-127
TOUCHDOWNS	146	154

SCORE BY QTR	1	2	3	4	OT	TOT
SABERCATS	236	304	212	270	0	1022
OPPONENTS	233	324	174	349	0	1080

RUSHING	ATT	YDS	AVG	TD	LG
Cook	99	307	3.0	30	20
Grieb	17	32	1.5	4	9
Bethel-Thomp.	2	24	12.0	0	20
James	11	29	2.2	5	8
Flowers	4	7	1.8	2	3
Brookins	1	7	7.0	0	7
Wright	1	1	1.0	0	1
Huebner	1	0	0.0	0	0

SABERCATS	136	407	2.8	41	20
OPPONENTS	101	404	3.9	19	27

RECEIVING	NO	YDS	AVG	TD	LG
Nelson	76	1,019	13.4	24	37
Roe	55	605	11.0	16	27
Goodson	46	630	13.7	12	30
Toler	46	516	11.2	4	47
Thomas	45	398	8.8	5	30

Wright	38	399	10.5	3	38
Brookins	36	418	11.6	5	42
Flowers	36	385	10.7	14	29
Cook	34	368	10.8	3	34
Nwokocho	11	172	15.6	3	45
Lewis	11	167	15.2	4	27
James	10	68	6.8	0	31
Guillory	9	76	8.4	0	18
Schoettgen	7	86	12.3	3	19
Amey	6	109	18.2	2	25
Juratovac	3	35	11.7	0	45
Kia	3	34	11.3	0	17
Eliapo	2	39	19.5	0	31
Royal	1	8	8.0	0	8
SABERCATS	475	5,532	11.6	98	47
OPPONENTS	434	5,545	12.8	119	48

KO RETURNS	NO	YDS	AVG	TD	LG
Brookins	43	788	18.3	0	31
Thomas	23	418	18.2	0	46
George	23	396	17.2	0	43
Wright	14	283	20.2	1	58
Vedder	12	257	21.4	1	56
Moten	2	10	5.0	0	7
Team	2	0	0.0	0	0
Guillory	1	12	12.0	0	12
Smith	1	3	3.0	0	3
Nwokocho	1	-2	-2.0	0	-2
SABERCATS	122	2,165	17.7	2	58
OPPONENTS	119	2,029	17.1	5	58

MFG RETURNS	NO	YDS	AVG	TD	LG
Brookins	5	101	20.2	0	34
Moten	1	15	15.0	0	15
Thomas	1	25	25.0	0	25
McLean	1	0	0.0	0	0
SABERCATS	8	141	17.6	0	34
OPPONENTS	-	-	-	-	-

SCORING	ID	FG	PAT	2PT	3PTS	PIS
Cook	33	0/0	0/0	0	0	198
Nelson	24	0/0	0/0	0	0	144
Gamboa	0	6/10	118/141	0	0	138
Roe	16	0/0	0/0	0	0	98
Flowers	16	0/0	0/0	0	0	96
Goodson	12	0/0	0/0	0	0	74
Brookins	5	0/0	0/0	0	0	32
James	5	0/0	0/0	0	0	30
Thomas	5	0/0	0/0	0	0	30
Grieb	4	0/0	0/0	0	0	24
Toler	4	0/0	0/0	0	0	24
Lewis	4	0/0	0/0	0	0	24
Wright	4	0/0	0/0	0	0	24
Nwokocho	3	0/0	0/0	0	0	18
Schoettgen	3	0/0	0/0	0	0	18
Amey	2	0/0	0/0	0	0	12
McLean	1	0/0	0/0	0	0	8
Nyenhuis	1	0/0	0/0	0	0	6
O'Neal	1	0/0	0/0	0	0	6
Vedder	1	0/0	0/0	0	0	6
Ellis	1	0/0	0/0	0	0	6
Smith	1	0/0	0/0	0	0	6
Bethel-Thomp.	0	0/0	0/0	0	0	0
SABERCATS	146	6/10	118/141	0	0	1022
OPPONENTS	154	6/17	116/139	0	1	1080

FIELD GOALS 1-19	20-29	30-39	40-49	50+	
Gamboa	3/4	1/2	1/2	1/2	0/0
SABERCATS	3/4	1/2	1/2	1/2	0/0
OPPONENTS	0/0	3/5	2/4	1/3	0/5

SABERCATS (6/10): (-) (17G, 18G) (-) (-) (-) (30N) (38G, 16G) (-) (-) (-) (28N) (41G) (-) (-) (-) (-) (40N) (18N, 27G) (-) (-) (-) (26G, 29G, 24N) (59N, 51N, 37N) (38G, 44N) (-) (-) (25G, 47G, 26N) (-) (43N) (61N) (-) (38N) (-) (30G)

INTERCEPTIONS	NO	YDS	AVG	TD	LG
Moten	3	43	14.3	0	28
Brookins	3	5	1.7	0	6
O'Neal	2	15	7.5	1	10
McLean	2	42	21.0	1	46
Smith	1	16	16.0	1	16
Nyenhuis	1	7	7.0	1	7
George	1	0	0.0	0	0
SABERCATS	13	128	9.8	4	46
OPPONENTS	26	261	10.0	6	51

DEFENSE	I	S	A	SK	PD	FF	FR
McLean	91.5	81	21	0.0	8	2	0
Brookins	49.5	42	15	0.0	6	0	0
Moten	44.0	40	8	0.0	6	0	0
Andrews	35.0	30	10	0.0	1	0	1
George	29.0	25	8	0.0	3	0	0
Maka	22.0	20	4	5.0	2	0	3
Mosley	20.5	17	7	0.0	4	0	0
Vedder	15.0	13	4	0.0	1	0	0
O'Neal	15.0	12	6	0.0	0	2	1
Stephenson	15.0	12	6	0.0	1	0	0
Gamboa	15.0	13	4	0.0	0	0	1
Huebner	15.0	13	4	5.0	1	1	0
Nyenhuis	14.0	13	2	4.0	2	1	1
Smith	13.5	10	7	0.0	1	0	0
Royal	13.0	11	4	0.0	0	0	0
Clark	12.5	11	3	1.0	0	0	0
Hypolite	11.5	9	5	5.0	0	1	0
Ellis	11.0	7	8	0.0	0	1	1
Toler	10.0	7	6	0.0	0	0	0
James	9.5	7	5	0.0	0	1	1
Tyson	8.0	4	8	1.0	0	0	1
Flowers	8.0	7	2	0.0	0	0	0
Phillips	6.0	5	2	2.0	0	1	0
Perri	5.5	5	1	1.0	0	1	0
Hunt	5.5	3	5	0.0	0	0	0
Nelson	5.0	5	0	0.0	0	0	1
Hisatake	5.0	4	2	0.0	0	0	0
Cook	4.5	4	1	0.0	0	0	0
Bruhn	4.0	3	2	0.0	0	0	1
Castelo	4.0	3	2	1.0	0	0	0
Thomas	3.0	3	0	0.0	0	0	0
Lewis	3.0	3	0	0.0	0	0	0
Nwokocho	3.0	2	2	0.0	0	0	0
Eliapo, K.	2.5	2	1	1.0	0	0	0
Kia	2.5	2	1	0.0	0	0	0
Herrion	2.0	2	0	0.0	0	0	0
Graham	2.0	2	0	0.0	0	0	0
Goodson	1.5	1	1	0.0	0	0	0
Amey	1.0	1	0	0.0	0	0	0
Loney	1.0	1	0	0.0	0	0	0
Ike	1.0	1	0	0.0	0	0	0
Grieb	1.0	1	0	0.0	0	0	0
Wright	1.0	1	0	0.0	0	0	0
Schoettgen	0.5	0	1	0.0	0	0	0
SABERCATS	542.0	458	168	26.0	40	11	13
OPPONENTS	628.0	482	292	23	73	12	13

PASSING	GP/GS	CMP	ATT	YDS	PCI	TD	INT
---------	-------	-----	-----	-----	-----	----	-----

SABERCATS TRADE HISTORY

1994
Dec. 18 - Traded WR/LB Jeff Mayes to Mexico City for DS Pat McGuirk.
1995
Feb. 24 - Traded OL/DL Tom Gibson to Arizona for WR/LB Daryl Rogers.
Apr. 6 - Acquired OL/DL Chris Baus from Arizona for future considerations (OL/DL Jimmy Moore).
Apr. 6 - Acquired DS Rowland Crawford from Tampa Bay for future considerations.
May 17 - Traded WR/LB Brian Greene, OL/DL Joe Jacobs and OL/DL Larry Jones to Charlotte for OL/DL Marlin Brown and QB Tony Kimbrough.
Jun. 12 - Acquired OL/DL Ricky Shaw from Orlando for future considerations (WR/LB Daryl Rogers).
1996
Apr. 30 - Traded WR/LB Anthony Howard to Connecticut for OL/DLs Mike Evans and James Spencer.
Jun. 4 - Traded DS Chris Barber and WR/DB Amod Field to Orlando for QB Ben Bennett.
Nov. 28 - Traded OL/DL Chris Baus, QB Ben Bennett and OL/DL Larry Jones to Portland for WR/DB Bret Cooper, OL/DL Ramon Luster and DS Challes Wright.
1997
Feb. 25 - Traded OL/DL Charles Miller, FB/LB Tom Pettithomme and WR/DB Spencer Wray to New Jersey for QB John Kaleo.
Apr. 4 - Traded DS Kip Texada to New York for WR/DB Willie Culpepper.
Jun. 17 - Traded QB John Kaleo to Anaheim for WR/LB Jai Hill.
Nov. 18 - Traded WR/DB Lance Thomas to Houston for FB/LB Andy Chilcote.
1998
Apr. 29 - Traded WR/DB Bret Cooper to Orlando for OL/DL Sam Hernandez. Traded QB Tony Kimbrough to New York for future considerations.
Oct. 19 - Traded WR/DB Clifford Green to

Albany for K Pete Elezovic (later rescinded).
Nov. 19 - Acquired FB/LB Tom Pettithomme from Iowa for future considerations.
Dec. 2 - Traded OS Titus Dixon to Milwaukee for rights to OL/DL Ron Lewis.
1999
Feb. 8 - Traded OL/DL Al Noga to New England for FB/LB Andy Chilcote.
Mar. 11 - Traded FB/LB Tony Burse and WR/LB Melvin Phillips to Buffalo for QB Mark Grieb.
Apr. 19 - Acquired WR/DB Charles Swann from Orlando for future considerations.
Jun. 16 - Traded DS Herschel Currie to Grand Rapids for future considerations (later voided).
2000
Mar. 17 - Traded OL/DL Derrick Turner to Florida for FB/LB George Del Ricco.
Mar. 20 - Acquired FB/LB Josh Amundson from Florida for future considerations (WR/LB Kevin Cooper).
2001
Jan. 16 - Traded WR/DB Kyle Gary to Carolina for OL/DL Brian Lytle.
Jan. 26 - Traded OL/DL Jason Worley to Chicago for future considerations.
Apr. 30 - Traded OL/DL Kelvin Kinney to Detroit for future considerations.
2002
Apr. 10 - Traded OL/DL Ken Talanoa to Toronto for future considerations (later rescinded).
Oct. 23 - Acquired OS Aaron Bailey from Carolina for future considerations.
2003
Nov. 26 - Traded DS Gana Joseph to New Orleans for future considerations.
2005
Oct. 6 - Traded OL/DL Devin Wyman and WR/DB Jordan Younger to Nashville for Fred Coleman.

2006
Jan. 21 - Traded WR/LB Yardon Brantley to Philadelphia for future considerations.
Jan. 22 - Traded WR/LB Kenny Solomon to Grand Rapids for future considerations.
2007
Feb. 23 - Traded OL/DL Kyle Rasmussen to Grand Rapids for future considerations.
Feb. 24 - Traded DB Rufus Brown to New York for future considerations.
May 2 - Traded OL Todd Williams to Grand Rapids for future considerations.
2008
Jan. 11 - Traded OL Troy Reddick to Kansas City for future considerations.
2011
Feb. 18 - Traded WR/DB Mike Brown to Philadelphia for future considerations.
May 31 - Traded DB Chris Royal to Utah for DB Rod Mosely.
2012
Jan. 17 - Traded WR/LB Marcus Everett to Milwaukee for future considerations
March 2 - Traded OL Ailao Eliapo to Orlando for future considerations.
March 2 - Traded DB Kelvin Rodgers to the Chicago Rush for future considerations.
March 7 - Traded DL Anthony Gray to Milwaukee for future considerations.
March 20 - Acquired DB Tanner Varner from Kansas City for claim order positioning.
April 18 - Traded DL Shawn Lemon to Orlando for claim order positioning.
April 18 - Acquired LB Dexter Jackson from Milwaukee for future considerations.
May 9 - Acquired FB Johnie Kirton from Arizona for WR/LB Jason Geathers and DB Brandon Anderson.
May 10 - Traded DB Brandon Brinkley to Chicago for future considerations.

HISTORY

DISPERSAL DRAFT HISTORY

DECEMBER 17, 1997				
Round	Last Name	First Name	Position	Team
1	Poulivaati	Sal	OL/DL	Anaheim
2	Jones	Tommy	WR/DB	Anaheim
3	Smith	JeMone	WR/DB	Anaheim
DECEMBER 10, 2001				
1	Riley	Sean	WR/DB	Milwaukee
2	McKenzie	Kevin	WR/DB	Florida
3	Garnett	Winfield	OL/DL	Florida
4	Kinsinger	Matt	FB/LB	Houston
OCTOBER 10, 2002				
1	Jenkins	Nakia	WR/DB	Toronto
OCTOBER 14, 2004				
1	Younger	Jordan	WR/DB	Indiana
OCTOBER 26, 2007				
1	Carter	Toure'	WR/DB	Austin
2	Morey	Sean	WR	Austin

EXPANSION DRAFT HISTORY

PLAYERS SELECTED				
Round	Last Name	First Name	Position	Prev. Team
1	Mayes	Jeff	WB/LB	Tampa Bay
2	Field	Amod	WR/DB	Orlando
3	Gibson	Tom	OL/DL	Arizona

4	Smith	Maurice	DS	Arizona
5	Howard	Anthony	WR/DB	Charlotte
6	Barber	Chris	WR/DB	Fort Worth
7	Sila	Alo	OL/DL	Las Vegas
8	Adams	Ron	QB	Tampa Bay
9	Hughes	Darren	WR/DB	Cleveland

PLAYERS LOST

Last Name	First Name	Position	Date	Team
Costar	Gary	OL/DL	12/18/95	Minnesota
Stoyanovich	Billy	K	11/2/98	Buffalo
Green	Clifford	DS	3/7/00	Los Angeles
Rice	Anthony	WR/DB	3/7/00	Los Angeles
Chilcote	Andy	FB/LB	3/7/00	Los Angeles
Pettithomme	Tom	FB/LB	3/7/00	Los Angeles
Bees	Bob	QB	3/7/00	Oklahoma
Joseph	Terrance	DS	12/4/01	Buffalo
Dozier	Joey	FB/LB	10/22/02	Colorado
Riley	Sean	WR/DB	10/22/02	Grand Rapids
Garnett	Winfield	OL/DL	10/8/03	Philadelphia
Noah	Abdul-Sallam	OL/DL	10/8/03	Philadelphia
Pauley	Charles	WR/DB	9/29/04	Chicago
Tuupo	Tupo	FB/LB	9/29/04	Las Vegas
Smith	Art	DS	9/29/04	Nashville
Gatrell	Rob	OL/DL	9/29/04	Las Vegas
Waller	Trayvon	DS	9/29/04	Grand Rapids
Keanaaina	Keala	FB/LB	9/26/05	Utah
Damond	Erin	DS	9/26/05	Utah
Davis	Rashied	WR/DB	10/6/06	New Orleans
Kuhn	John	FB/LB	10/6/06	New Orleans

AFL HONORS

HISTORY

ALL-AFL FIRST TEAM		
Year	Name	Pos.
2012	Joe Sykes	DL
2012	Rich Ranglin	OL
2008	Marquiss Floyd	DB
2008	A.J. Haglund	K
2008	Steve Watson	LB
2007	Clevan Thomas	DB
2005	Mark Grieb	QB
2004	Omarr Smith	DS
2003	Keala Keanaaina	FB/LB
2003	Clevan Thomas	DS
2003	Barry Wagner	WR/DB
2002	Mark Grieb	QB
2002	Clevan Thomas	DS
2002	Barry Wagner	WR/DB
2000	Sam Hernandez	OL/DL
1996	Pat McGuirk	DS
1995	Pat McGuirk	DS

ALL-AFL SECOND TEAM		
Year	Name	Pos.
2012	Francis Maka	LB
2012	Manny Akah	OL
2012	Nich Pertuit	K
2011	Mark Lewis	OL
2011	Chad Cook	FB
2008	Brian Johnson	FB
2008	Clevan Thomas	LB
2007	James Roe	WR
2007	Ron Jones	DL
2007	A.J. Haglund	K
2006	Clevan Thomas	DS
2004	Mark Grieb	QB
2003	Sam Hernandez	OL/DB
2002	James Hundon	OS
2002	Mik Ulufale	OL/DL
2001	Joe Jacobs	OL/DL
2000	Steve Papin	OS
1999	Steve Papin	OS
1998	Sam Hernandez	OL/DL
1998	Tommy Jones	DS
1997	Al Noga	OL/DL
1995	Amod Field	WR/DB
1995	Titus Dixon	OS

ALL-IRONMAN TEAM		
Year	Name	Pos.
2008	Jason Geathers	WR/LB
2007	Jason Geathers	WR/LB
2005	James Roe	WR/LB
2004	James Roe	WR/LB
2004	Rashied Davis	WR/DB
2003	Jamesz Roe	WR/LB
2002	Barry Wagner	WR/DB
2001	Barry Wagner	WR/DB
1999	Shalon Baker	WR/LB

ALL-ROOKIE TEAM		
Year	Name	Pos.
2007	Steve Watson	LB
2007	A.J. Haglund	K
2006	Ben Nelson	OS
2002	Clevan Thomas	DS

OFFENSIVE PLAYER OF THE YEAR		
Year	Name	Pos.
2002	Mark Grieb	QB

DEFENSIVE PLAYER OF THE YEAR		
Year	Name	Pos.
2003	Clevan Thomas	DS
2002	Clevan Thomas	DS

ROOKIE OF THE YEAR		
Year	Name	Pos.
2006	Ben Nelson	OS
2002	Clevan Thomas	DS

"DON'T BLINK" PLAYER OF THE YEAR		
Year	Name	Pos.
1999	Steve Papin	OS
1998	Steve Papin	OS

LINEMAN OF THE YEAR		
Year	Name	Pos.
2012	Joe Sykes	DL
2000	Sam Hernandez	OL/DL

HEAD COACH OF THE YEAR		
Year	Name	Pos.
2002	Darren Arbet	
2000	Darren Arbet	

OFFENSIVE PLAYER OF THE MONTH		
Year	Name	Month
2005	Rashied Davis	March
2005	Mark Grieb	April
2004	Mark Grieb	February
2004	Mark Grieb	April
2002	Mark Grieb	May

DEFENSIVE PLAYER OF THE MONTH		
Year	Name	Month
2008	Clevan Thomas	June
2008	Marquis Floyd	May
2007	Clevan Thomas	June
2003	Clevan Thomas	February
2003	Clevan Thomas	May

IRONMAN OF THE MONTH		
Year	Name	Month
2005	Rodney Wright	April
2004	Rashied Davis	March
2003	James Roe	February
2003	Barry Wagner	April

KICKER OF THE MONTH		
Year	Name	Month
2008	A.J. Haglund	March
2008	A.J. Haglund	April
2008	A.J. Haglund	May

ROOKIE OF THE MONTH		
Year	Name	Month
2006	Ben Nelson	March
2005	Tremain Mack	March
2002	Clevan Thomas	April

OFFENSIVE PLAYER OF THE WEEK		
Year	Name	Week
2012	Mark Grieb	WK 1
2011	Mark Grieb	WK 18
2011	Mark Grieb	WK 5
2008	Mark Grieb	WK 13
2008	Cleannord Saintil	WK 16
2007	James Roe	Playoffs
2007	Mark Grieb	Playoffs
2006	Ben Nelson	WK 10
2006	Mark Grieb	WK 16

DEFENSIVE PLAYER OF THE WEEK		
Year	Name	Week
2012	Andre Jones	Playoffs
2012	Andre Jones	WK 18
2012	Joe Sykes	WK 14
2012	Joe Sykes	WK 8
2008	Clevan Thomas	WK 16
2007	Ron Jones	WK 9
2006	Clevan Thomas	WK 12
2005	Tremain Mack	WK 6
2004	Omarr Smith	WK 1
2003	Clevan Thomas	WK 14
2002	Bob McMillen	WK 2
2002	Sam Hernandez	WK 4
2002	Joe Jacobs	WK 10

IRONMAN OF THE WEEK		
Year	Name	Week
2012	Fred Williams	Playoffs
2012	Fred Williams	WK 17
2012	Huey Whittaker	WK 12
2011	Rodney Wright	WK 2
2008	Jason Geathers	WK 8
2007	Phil Glover	Playoffs
2007	Phil Glover	Playoffs
2006	Charles Pauley	WK 3
2005	Rodney Wright	WK 12
2005	Rodney Wright	WK 13
2004	Rashied Davis	WK 3
2004	James Roe	WK 8
2004	Barry Wagner	WK 15
2003	Clevan Thomas	WK 7
2003	Barry Wagner	WK 16
2002	Barry Wagner	WK 8
2002	Barry Wagner	WK 12
2002	Barry Wagner	Playoffs
2001	Bob McMillen	WK 3
2001	James Roe	WK 4
2001	Barry Wagner	WK 5
2001	Barry Wagner	WK 15
2000	Barry Wagner	WK 5
1999	Derrick Chachere	WK 9
1998	Shalon Baker	WK 9
1998	Steve Papin	WK 14
1997	Willie Culppepper	WK 10
1997	Leonard Nelson	WK 7
1995	Amod Field	WK 12

A HISTORICAL LOOK AT THE SABERCATS

WHEN IT STARTED

October 26, 1994 was the day the Arena Football League approved the city of San Jose's application for an expansion franchise to begin play in 1995. San Jose became the fifth AFL expansion team for the 1995 season, along with St. Louis, Memphis, Hartford and Des Moines. The expansion of the league by five teams is the largest expansion of an American professional sports league since the National Hockey League added six teams in 1957.

THE NAME

The name SaberCats portrays a vivid image of strength, power and destruction. In prehistoric times, the SaberTooth Cat (known as "Smilodon Californicus" to archaeologists) was widely found throughout Europe and the United States with the largest concentration believed to inhabit what is now California. The ancient prehistoric cat was a formidable hunter that was rendered extinct by the massive ice flows that covered much of the earth during the "Ice Age" more than 2,000,000 years ago. The United States is home to the largest collection of fossilized dinosaur bones found in the world, with the largest number of SaberTooth Cat fossils found in Southern California's La Brea Tar Pits. In fact, due to the enormous number of fossils unearthed, the SaberTooth Cat has been adopted as California's official state fossil. The classic SaberTooth Cat was a fierce predator whose whole body was powerfully built to make it a very efficient carnivore.

THE PLAYERS

He will forever be the answer to a SaberCats' trivia question. Who was the first official player in San Jose history? That distinction goes to Jeff Mayes, a wide receiver/linebacker from Vanderbilt University, who was San Jose's first selection (fourth overall) in the 1994 AFL Expansion Draft. Other notables in the draft included WR/DB Amod Field (second round), WR/LB Anthony Howard (fifth round), WR/DB Chris Barber (sixth round) and OL/DL Alo Sila (seventh round). The roster of players assembled by Director of Football Operations Terry Malley and Head Coach Todd Shell finished its inaugural season with a record of 8-4 and became the first team in professional sports history to capture a division championship as an expansion team.

1994

Dec. 7 - The Arena Football League awarded the city of San Jose an expansion franchise and with it came the birth of the San Jose SaberCats. The team also announced the hiring of former San Francisco 49er Todd Shell as Head Coach and former Santa Clara University head Football Coach Terry Malley as Director of Football Operations.

Dec. 13 - The AFL holds its expansion draft with WR/DB Jeff Mayes being the first player selected by San Jose. A total of nine players were chosen by the SaberCats, including local product OL/DL Alo Sila (Overfelt HS, San Jose CC).

1995

Jan. 13 - San Jose pulled the trigger on the first trade in franchise history, dealing Jeff Mayes to Mexico City for the rights to local product WR/DB Pat McGuirk.

Feb. 22 - The SaberCats unveiled their logo and colors before hundreds of media and fans at the San Jose Arena.

Mar. 7 - WR/LB Daryl Rogers became the first player in franchise history to sign a contract and commit to attend training camp.

Apr. 23 - The SaberCats hold their first-ever training camp at Patrick Henry junior high school in San Jose.

Apr. 30 - The SaberCats play their inaugural game, a preseason matchup with the Memphis Pharoahs in Tennessee. San Jose came away with a 39-30 victory.

May 12 - San Jose played its first-ever regular season game falling to defending ArenaBowl champion Arizona, 43-37, in overtime. The game was played before 15,105 enthusiastic fans at San Jose Arena.

May 20 - San Jose played its first road game and registered the franchise's first-ever victory with a 32-27 win over Las Vegas.

Aug. 8 - The SaberCats' first regular season game came to an end with a 41-40 loss to Arizona. Despite the defeat, San Jose finished with an 8-4 record and captured the West Division title becoming the first expansion team in Arena Football League history to win a division title.

Aug. 13 - San Jose was defeated, 54-37, by Orlando in front of 13,471 fans in San Jose Arena in its first-ever playoff game.

1996

May 18 - Kicker Aaron Mills set an AFL record and tied a professional football mark when he connected on a 63-yard field in the first half against the Florida Bobcats.

1997

Aug. 8 - For the second time in three years, the SaberCats appeared in postseason play after recording an 8-6 record. San Jose travelled to Iowa and fell 68-59, to the Barnstormers.

1999

Jan. 13 - Former assistant Darren Arbet was named head coach, replacing Todd Shell, becoming the second head coach in franchise history.

Apr. 24 - San Jose wins its first-ever season opener, 54-53, as Carlos Huerta kicked a 36-yard field goal with one second remaining to beat Grand Rapids.

Mar. 21 - San Jose signs six-time AFL Ironman of the Year and two-time league MVP Barry Wagner to a free agent contract.

Jun. 1 - San Jose posts its first-ever win in Arizona with a 55-34 victory over the Rattlers in a nationally televised game.

2000

Jun. 9 - The SaberCats defeat New England 85-76 in what was the highest scoring game ever in the AFL.

Jul. 22 - It was a historical night for the SaberCats as they tied a league record with their 11th consecutive regular season win and clinched their first Western Division title since 1995 with an 83-54 win over Buffalo.

Aug. 4 - San Jose posts its first-ever postseason win with a 63-40 defeat of Oklahoma.

Aug. 21 - Head Coach Darren Arbet is named the league's Coach of the Year and OL/DL Sam Hernandez is named the league's Linebacker of the Year.

2001

May 5 - San Jose set an AFL record with its 15th consecutive regular season victory, a 73-17 defeat of Oklahoma. San Jose topped the record of 14 set by the 1995-96 Tampa Bay Storm teams.

Jun. 16 - QB Mark Grieb threw for 430 yards and the SaberCats overcame a 17-point fourth quarter deficit to beat Nashville 58-57 in overtime. It was the third OT game in team history and first in four years.

Jul. 6 - San Jose clinched its second straight Western Division title and posted its first-ever season sweep of the Arizona Rattlers with a 73-63 win in Phoenix.

Jul. 21 - The SaberCats beat Houston, 80-27, to become the first team in league history to win two games by 50 or more points in one season.

Aug. 4 - Exactly one year after their first-ever playoff win, the SaberCats win their second postseason contest knocking off Arizona 68-49. It was coach Darren Arbet's 30th career victory making him the winningest coach in team history.

2002

May 25 - San Jose sets a league record by scoring 77 or more points in three straight games with a 77-54 win over Dallas.

Jun. 29 - San Jose clinches its third straight division Western Division title with a 58-41 win at Dallas.

Jul. 5 - The SaberCats became the first team in AFL history to go 12-0 and secured the top seed in the playoffs with a 52-41 win over Indiana. San Jose eclipsed the 1994 Orlando Predators, who started that season with an 11-0 mark.

Jul. 21 - With a 58-41 win at Carolina, the SaberCats set an AFL record with 13 regular season wins (13-1).

Aug. 16 - (PDS) Clevan Thomas wins league Rookie and Defensive Player of the Year awards. Mark Grieb captures the Offensive Player of the Year and Darren Arbet is honored with his second Coach of the Year award at the ArenaBall Banquet.

Aug. 18 - Before a sellout crowd of 16,942 at the Compaq Center, the SaberCats claimed their first league title with a 52-14 win over Arizona in ArenaBowl XVI. The SaberCats set a league record by scoring 50 or more points in every game.

2003

Mar. 14 - (PDS) Clevan Thomas intercepted a pass in his seventh straight game to establish an AFL record as San Jose beat Buffalo 58-41.

May 17 - Clevan Thomas set a new league record with his 13th interception and the SaberCats captured their fourth straight Western Division title and the No. 1 playoff seed with a 47-43 win over Los Angeles.

HISTORY

A HISTORICAL LOOK AT THE SABERCATS

Jun. 2 - (P05) Clevan Thomas wins his second straight ADT Defensive Player of the Year award.

2004

Feb. 5 - The SaberCats began their tenth season in the AFL.
Apr. 4 - WR/DB James Roe ties a league record and sets a team mark with seven touchdown catches in a win at Tampa Bay.
Jun. 27 - In front of an America West Arena record crowd of 17,391, San Jose wins its second Arena Bowl Championship in three seasons and sets a title game record for points scored in a 69-62 win at Arizona.

2005

Apr. 22 - San Jose sets a team record for points and scores the most points by a visiting team in league history in their 89-41 win at Colorado.
May 21 - With a win over the Georgia Force, the SaberCats clinched their sixth straight playoff berth.

2006

Apr. 22 - Mark Grieb throws his 500th career TD pass and the SaberCats produced the largest regulation come-from-behind victory in team history with a 63-59 win over Austin. San Jose twice trailed by 22 points and matched the team mark set in an overtime game against Florida on June 30, 2001.
May 6 - San Jose clinched its sixth Western Division title with a 61-56 win over defending ArenaBowl champion Colorado.
May 17 - The 2002 SaberCats were named the league's Greatest Team in a vote of the 20th season historical committee.

May 24 - Ben Nelson is named the AFL's Rookie of the Year, joining Clevan Thomas (2002) as the only San Jose players to earn the award.
Jun. 3 - San Jose reaches the semifinal round of the playoffs for the sixth time in seven seasons, but falls to eventual league champion Chicago, 59-56.

2007

Apr. 13 - Friday the 13th wasn't all bad luck for the SaberCats as they dropped a 67-54 decision to the VooDoo despite a franchise record 445 passing yards from Mark Grieb. San Jose would not lose a game the rest of the year.
May 12 - Head Coach Darren Arbet wins his 100th game with a 61-34 defeat of the Las Vegas Gladiators.
May 25 - The SaberCats post their first win in Nashville with a 48-34 victory over the Kats.

Jun. 1 - With a 59-52 win over Orlando, the SaberCats clinched their second straight Western Division title and seventh in team history.
Jun. 9 - Mark Grieb throws his 600th career touchdown pass and sets a team game record with ten in a win at Utah.

Jun. 16 - With their 66-26 win over Arizona the SaberCats notched their 14th straight regular season home victory matching their own AFL record for the second-longest streak.
Jun. 25 - San Jose wins its tenth straight game and sets an AFL record by scoring over 60 points for the 11th time in a 73-46 win at Las Vegas.
Jun. 29 - The SaberCats defeat Columbus, 55-33 in ArenaBowl XXI giving the franchise its third AFL title.

2008

May 3 - QB Mark Grieb became the sixth player all-time to throw for

over 35,000 yards after throwing for 231 yards at Orlando. He later moved into fifth place all-time, finishing the season with 35,846.

June 21 - QB Mark Grieb throws for 100 touchdowns passes for the second consecutive season, becoming only the second player in league history to accomplish the feat. Tied another AFL record, throwing for 70-or-more touchdowns in seven consecutive seasons.

July 1 - K-A.J. Haglund becomes the first player in SaberCats history to be named Kicker of the Year.

July 14 - QB Mark Grieb passes 700 passing touchdowns for his career, following a nine touchdown performance vs. Tampa Bay.

July 21 - SaberCats advance to their second consecutive ArenaBowl and fourth ArenaBowl in franchise history following an 81-55 victory over Grand Rapids.

Dec. 15 - Arena League announces it will suspend operations for the 2009 season.

2010

June 16 - SaberCats announce their return to the AFL following a two-year hiatus.

September 14 - Ten-year Head Coach Darren Arbet returns to oversee the return of the SaberCats and takes on increased responsibility as part owner of the franchise.

November 11 - Three-time ArenaBowl and two-time ArenaBowl MVP QB Mark Grieb returns for his 12th season in the AFL and 11th season with San Jose.

2011

March 11 - The SaberCats return to the AFL with a dominating 76-48 victory over the Spokane Shock, their first ever meeting over that franchise.

April 16 - The SaberCats won their first ever meeting with the Tulsa Talons, 42-33.

May 14 - San Jose dropped their first ever game against the Pittsburgh Power franchise.

July 1 - SaberCats score a season-high 83 points in an 83-70 win at home over the eventual ArenaBowl XIV champion Jacksonville Sharks, in their first ever meeting with that franchise.

2012

March 10 - San Jose knocked off the Arizona Rattlers 71-70 in a thrilling overtime win to open the 2012 season.

April 28 - SaberCats recorded seven sacks in a 76-33 win on the road over the Iowa Barnstormers. DL Joe Sykes set a single-game franchise record with four sacks.

May 26 - SaberCats scored a season-high 84 points in an 84-77 overtime win at home over the Chicago Rush, and became the first team in AFL history to win a game they never led in regulation.

June 23 - QB Mark Grieb became only the third player in AFL history to throw for 900 touchdown passes in his career in a 90-63 loss to the Spokane Shock.

July 7 - DL Joe Sykes set the single-season AFL record for sacks with a half sack against the New Orleans VooDoo, giving him 16.0 on the season.

July 8 - After defeating New Orleans the previous day, a loss by the Chicago Rush clinched San Jose's first playoff berth since the 2008 season.

July 28 - SaberCats fell 51-48 to the Arizona Rattlers in their first playoff game since losing to the Philadelphia Soul in ArenaBowl XXII in 2008.

HISTORY

ALL-TIME ALPHABETICAL ROSTER

A				
Last	First	Position	School	Years
Abrams	Eric	K	Stanford	1997
Adams	Theo	OL/DL	Hawaii	1996-97
Adderson	Ntkia	OL/DL	Houston	2006
Afif	Patrick	OL	Washington St.	2007
Akah	Emmanuel	OL	Winston Salem St.	2012
Alcorn	Daron	K	Akron	2001-03
Allred	Brian	WR/DB	Sacramento St.	1996
Anderson	Brandon	DB	Akron	2012
Anderson	Jason	OL/DL	BYU	2005
Arney	Otis	WR	Sacramento St.	2011
B				
Babb	Mike	WR/LB	Weber State	1996
Batley	Aaron	WR/DB	Louisville	2003
Baker	Sharon	WR/LB	Montana	1998-05
Banks	Kofi	WR/DB	UNLV	1995
Barber	Chris	WR/DB	No. Carolina A&T	1995-96
Barrie	Sebastian	OL/DL	Liberty	2004-05
Bates	Jackie	DB	Hampton	2012
Bates	Karl	OL/DL	Kentucky Wesleyan	2006
Battle	Albrey	OL/DL	Arizona St.	2000-06
Baus	Chris	OL/DL	Pacific	2002-05
Beede	Frank	OL/DL	Panhandle St.	2002-05
Bees	Bob	QB	Rocky Mountain	2003
Belden	Terry	K	Northern Arizona	1997
Bennett	Ben	QB	Duke	1996
Berry	Ed	WR/DB	Utah State	1997
Bethel-Thom.	McLeod	QB	Sacramento St.	2011
Black	Greg	OL/DL	North Carolina	1999
Boudreaux	Chris	DB	Nevada	2012
Bradley	Mario	DS	USC	1999-00
Brinkley	Brandon	DB	Houston	2012
Brookins	Mervyn	WR/DB	Bethel	2011-*
Brown	Jared	QB	UNLV	1998
Brown	Marin	OL/DL	North Carolina	1999
Brown	Van	OL/DL	NW Oklahoma St.	2006
Browning	Alfonso	WR/LB	Kentucky	1998
Bruhn	Chris	FB/LB	Washington State	2011
Bryant	Vaughn	WR/DB	Stanford	1996
Buck	Kevin	FB/LB	Northwestern	2003-05
Butler	Howard	OL/DL	San Jose St.	1996-2001
C				
Calvin	Ivy	FB/LB	Cal State Northridge	1995

ALL-TIME ALPHABETICAL ROSTER

Campbell	Bryan	OL/DL	Kansas St.	1995	Jones	Andre	DB	Akron	2012
Case	Stoney	QB	New Mexico	2006	Jones	Larry	OL/DL	Hawaii	1995-96
Castelo	Matt	FB/LB	San Jose State	2011	Jones	Mike	FB/LB	Trinity	1998-2002
Chachere	Derrick	FB/LB	Nevada	1995-2000	Jones	Ron	DL	So. Mississippi	2007
Cheevers	Sean	K	Long Beach St.	1995	Jones	Ryan	FB/LB	Texas Tech	1997
Chilcote	Andy	FB/LB	Wl-Stevens Point	1999	Jones	Tommy	DS	Fresno St.	1998-2001
Clark	Christian	DL	Sacramento State	2011	Jordan	Kevin	OL/DL	Fresno St.	2004-05
Clemens	Kevin	OL/DL	Grand Valley St.	1998	Joseph	Gana	DS	Oklahoma	2003
Cobbs	Anthony	DS	UCLA	2001-03	Joseph	Terrance	DS	Tulsa	2000-01, 06
Cook	Chad	FB/LB	Murray St.	2011	Juratovac	Adam	OL	Idaho	2011
Cole	Lee	DS	Arizona St.	2000-01	K				
Coleman	Fred	WR/LB	Washington	2004, 06	Kaleo	John	QB	Maryland	1997
Cooper	Bret	WR/DB	Central Florida	1997	Keanaalna	Keala	FB/LB	UC Berkeley	2003-04
Costar	Gary	OL/DL	Texas A&M	1995	Keneley	Matt	OL/DL	USC	1998, 2001-02
Cox	Greg	FB/LB	San Jose St.	1995	Kenney	Darrin	OL/DL	Lycoming	2001-03
Culpepper	Willie	WR/DB	SW Louisiana	1997	Kia	Aaron	OL	Hawaii	2011
Currie	Herschel	DS	Oregon St.	1997-99	Kimbrough	Tony	QB	W. Michigan	1995-96
D					Kinney	Kelvin	OL/DL	Virginia St.	2000
Daft	Kevin	QB	UC Davis	2003	Kinsinger	Matt	FB/LB	Slippery Rock	2002-05, 07
Damond	Erin	DS	Southern	2005	Kirton	Johnie	FB	Washington	2012
Daniels	Jyme	OL/DL	Pacific	1996	L				
Davis	Rashed	WR/DB	San Jose St.	2003-05	Leatiota	Isaac	OL	San Jose St.	2012
Davis	Wendell	DS	Oklahoma	2002-05	LeGrande	Shemiah	DL	Hofstra	2011
Dickerson	Rodney	FB/LB	Humboldt St.	1996	Lemon	Shawn	DL/LB	Akron	2012
Dixon	Titus	OS	Troy St.	1995-97	Lewis	Mark	OL	Oregon	2011-12
Dodd-Masters	Ruschard	DB	UNLV	2012	Lewis	Ron	OL/DL	Washington St.	1999
Domingos	Steve	K	San Francisco St.	1996	Littlejohn	Jeff	DL	M. Tenesse St.	2007
Dowling	Jameel	DB	Hawaii	2012	Loney	Dan	OL/DL	Cal Poly-SLO	2002-07
Dozier	Joey	FB/LB	New Mexico St.	2000-01, 05	Lopez	Ron	QB	Utah St.	1998
Dutton	John	QB	Nevada	2000-02	Lowery	Dave	QB	San Diego St.	1995
E					Luster	Ramon	OL/DL	Auburn	1997-2000
Edwards	Hank	WR	Texas Southern	2012	Lytle	Brian	OL/DL	Humboldt St.	2001-03
Ellis	Jeff	OL/DL	Ohio St.	1995	M				
F					MacFarlane	Curtice	OL/DL	San Jose St.	1998-99
Fernandez	Ryan	WR/DB	Stanford	2005	Mack	Tremain	DS	Miami (FL)	2005
Ferras	Blake	DL	Oregon	2012	Maka	Francis	DL	Hawaii	2011-*
Field	Amod	WR/DB	Montclair St.	1995	Martin	Bryan	QB	Weber St.	1998
Floyd	Marquits	WR/DB	West Georgia	2006-07	Martin	Tim	DL	Tulsa	2007
Flowers	Nichiren	WR	Nevada	2011	Maslowski	Mike	FB/LB	Wl-Lacrosse	1998
Franklin	Greg	FB/LB	Sonoma St.	1995	Mau'i'a	Reagan	FB	Hawaii	2012
Frantz	Dan	K	Portland St.	2004-05	McGill	Tim	DL	Illinois	2012
Fresques	Bobby	QB	Sacramento St.	1996	McGuirk	Pat	DS	Cal Poly-SLO	1995-98
G					McIntyre	Garrett	DL	Fresno St.	2007
Gamboa	Juan	K	Sacramento St.	2011	McKenzie	Kevin	WR/LB	Washington St.	2003, 06
Gant	Julius	OL/DL	M. Tennessee St.	2006-07	McLean	Dwight	DB	Purdue	2011
Gary	Kyle	WR/DB	Idaho	1998-99	McMillen	Gary	FB/LB	ILL-Benedictine	2001-02
Gatrell	Rob	OL/DL	Fresno St.	2004	Mickelbart	Paul	OL/DL	Washington St.	1997
Gatto	Nick	K	Arkansas St.	2012	Miller	Charles	OL/DL	Pacific	1995-96
Geathers	Jason	WR/LB	Miami (FL)	2006-07	Milligan	Hamrn	DS	Houston	2003
George	Trestin	DB	San Jose St.	2007-08, 2011	Mills	Aaron	K	Stanford	1995-96
Glover	Phil	FB/LB	Utah	2006-07	Milton	Henry	WR/DB	Sonoma St.	1997
Goldstein	Mike	K	N. Arizona	2000	Morris	Cree	QB	St. Mary's (CA)	1997
Goodson	Samora	WR	S. Missouri St.	2008, 2011-*	Moss	Matt	DL	Texas A&M	2011
Green	Clifford	WR/DB	Tennessee St.	1999	Moten	Eddie	DB	Texas A&M-Kingsville	2011
Graham	Tyrell	FB/LB	Houston	2011	Munoz	Jose	OL/DL	Ball St.	2001
Grieb	Mark	QB	UC Davis	1999-08, 2011-12	N				
Gullory	Bobby	WR	C. Missouri	2011	Nelson	Ben	WR	St. Cloud St.	2006-07, 2011-12
H					Nelson	Leonard	FB/LB	Sacramento St.	1996-99
Haglund	A. J.	K	Central Oklahoma	2007	Noga	Al	OL/DL	Hawaii	1996-97
Harriman	Jacob	K	USC	2012	Nwokocha	Chido	WR	Ohio	2011
Harper	Alan	OL/DL	Fresno St.	2006-07	Nyenhuts	Gabe	DL	Colorado	2011-12
Harvey	Jasper	OL	San Diego St.	2012	O				
Hedgemon	LaBrose	DB	Jackson St.	2012	Obeng	William	OL	San Jose St.	2007
Hernandez	Sam	OL/DL	Sonoma St.	1998-05	O'Brien	Joe	OL/DL	Boise St.	1996, 98
Herron	Atlas	OL	Alabama	2011	O'Neal	Jamarlo	DB	Ohio State	2011
Hill	Jai	WR/LB	Indiana (PA)	1997	P				
Hill	Vince	DB	Miles College	2012	Paglia	John	K	Charleston Southern	2012
Hisatake	Ray	OL	Hawaii	2011	Papin	Steve	OS	Portland St.	1997-2001
Howard	Anthony	WR/LB	Akron	1995-96	Pauley	Charles	WR/DB	San Jose St.	2004, 06
Huddleston	JaJuan	FB/LB	Fresno St.	2006	Pawlowski	Mike	QB	UC Berkeley	1995
Huebner	Adam	DL	Purdue	2011	Peace	Tyrene	WR/DB	Chico St.	1998-99
Huerta	Carlos	K	Miami (FL)	1999-2001	Perez	Louis	K	UCLA	1995-96
Hundon	James	OS	Portland St.	2001-04	Perkins	Tracey	DS	Lamar	2001
Hurd	Roy	WR/LB	Arizona St.	1996	Perri	Chris	DL	Stony Brook	2011
Hypolite	George	DL	Colorado	2011	Pertufft	Nich	K	UIW (San Antonio)	2012-*
J					Petithomme	Tom	FB/LB	San Jose St.	1995-96, 99
Jacobs	Joe	OL/DL	Utah State	2001-06	Phillips	Eric	DL	Southern Miss	2011
Jackson	Dexter	LB	Bethune-Cookman	2012	Phillips	Melvin	WR/DB	TX A&M-Kingsville	1998
Jennings	Eric	WR/LB	Cal State Hayward	1995	Pittman	Cedric	OL/DL	Nevada	2003, 05
Johnson	Brian	FB/LB	New Mexico	2003-04, 06-07	Plantin	Tony	OL/DL	Clemson	2005
Johnson	Taurus	WR	South Florida	2012-*	Pollard	Darryl	DS	Weber St.	1995
					Pollard	William	WR/DB	Notre Dame	1997

HISTORY

ALL-TIME ALPHABETICAL ROSTER

Poti	Ako	DL	Penn State	2012	Szeregy	Scott	K	Texas	2003
Pouliivaati	Sai	OL/DL	Oregon St.	1998-2001	T				
Powell	Robbie	OL	Purdue	2011-12	Taggart	Tommy	FB	Oklahoma	2012
Presbury	Robert	OL/DL	Delaware St.	1996-97	Talanoa	Ken	OL/DL	Arizona St.	1999-2001
R					Taylor	Tyrone	WR/DB	Sacramento St.	2001
Ranglin	Rich	OL	Cent. Conn. St.	2012	Texada	Kip	DS	McNeese St.	1996
Reddick	Troy	OL	Auburn	2007	Thomas	Clevan	DS	Florida St.	2002-07
Reed	Chuck	OL/DL	UNLV	2002-07	Thomas	Lance	WR/DB	Fresno St.	1997
Reese	Jerry	WR/LB	San Jose St.	1995-96, 99-04	Toler	Burl	WR	California	2011
Rice	Anthony	WR/DB	LaVerne	1999	Tu'ua	Fitu	OL/DL	Fresno St.	2006
Richards	Ira	OL/DL	Central Oklahoma	1995-96	Tuupo	Tupo	FB/LB	Washington St.	2004
Richards	Rex	OL/DL	Texas Tech	2005-06	Tyson	Gus	FB/LB	Virginia Union	2011
Robinson	Steve	OL/DL	Utah St.	1999-2000	U				
Roe	James	WR/LB	Norfolk St.	2000-08, 2011-12	Ulfafale	Mike	OL/DL	BYU	2000-02
Rogers	Daryl	WR/LB	Pacific	1997-98	V				
Rolovich	Nick	QB	Hawaii	2004-05	Varner	Tanner	DB/LB	Northern Iowa	2012
Ruffin	Jeff	OL/DL	Illinois	2005-06	Viney	Courtney	DB	New Mexico St.	2012
Russell	Jeff	WR/LB	Pacific	1997-98	W				
Ruzek	Roger	K	Weber St.	1996	Wagner	Barry	WR/DB	Alabama A&M	2000-06
S					Warren	Steve	FB/LB	Nebraska	2005
Sadler	James	DB	SW Oklahoma	2012	Watson	Steve	LB	SW Missouri St.	2007
Sailer	Chris	K	UCLA	2000	Webb	David	OL/DL	USC	1997
Saintil	Cleannord	WR	Mid. Tennessee St.	2007	Wells	Jason	K	Furman	2001
Schexnayder	Calvin	WR/LB	Washington St.	2004-06	West	Cornel	WR/DB	Nevada	1998
Schmitz	Brian	K	North Carolina	2006	Whelihan	Craig	QB	Pacific	2007
Schoettgen	Scott	WR	Willamette	2011-12	Whittaker	Huey	WR	South Florida	2012-*
Schoejs	Derek	K	Bowling Green	2005	Williams	Fred	WR	St. Cloud St.	2012-*
Scott	Earl	OL/DL	Arkansas	1998	Williams	Gary	OL/DL	North Carolina St.	2002-07
Seaton	Travis	WR/DB	San Jose St.	2002	Williams	James	FB/LB	Mississippi St.	2002-03
Shaw	Ricky	OL/DL	Oklahoma St.	1995-96	Williams	Michael	WR/DB	Sonoma St.	1995
Silo	Alo	OL/DL	Syracuse	1996	Williams	Todd	OL	Florida St.	2007
Smith	Courtney	WR/DB	Central Washington	2011	Winters	Scott	K	SW Baptist	1997
Smith	Jermaine	DL	Georgia	2012	Wood	Scott	QB	St. Mary's (CA)	1995-00, 02
Smith	Omarr	WR/DB	San Jose St.	2000-02, 04-07	Worley	Jason	OL/DL	Eastern Kentucky	2000
Southwick	Danny	QB	Occidental	2012	Wray	Spencer	WR/DB	Arizona	1995-96
Spencer	James	OL/DL	Syracuse	1996	Wright	Charles	WR/DB	Tulsa	1997
Stallworth	Larry	WR/DB	Sacramento St.	1998	Wright	Rodney	WR/DB	Fresno St.	2005-08, 2011
Stephens	Wes	OL/DL	Mid. Tennessee St.	2006	Wyman	Devin	OL/DL	Kentucky St.	2003-05
Stephenson	Melvin	WR/DB	UTEP	2011	Y				
Stewart	Jason	DL	Fresno St.	2012	Yarnell	Lucas	OL/DL	SW Louisiana	2000
Stoyanovich	Billy	K	Michigan St.	1997-99					
Sykes	Joe	DL	Southern	2012					



RECORDS

INDIVIDUAL RECORDS

SCORING	
<u>POINTS</u>	
Career	
1,626	James Roe (2000-08, 2011-12)
760	Steve Papin (1997-2001)
Season	
264	Rashied Davis (2005)
240	James Roe (2007)
228	Steve Papin (2000)
Game	
42	Cleannord Saintil, vs. GEO (6/21/08)
42	Rashied Davis, at COL (4/22/05)
42	Rashied Davis, at LV (3/28/05)
42	James Roe, at TB (4/4/04)
Career	
286	James Roe (2000-08, 2011-12)
126	Steve Papin (1997-2001)
Season	
44	Rashied Davis (2005)
40	James Roe (2007)
38	Steve Papin (2000)
Game	
7	Cleannord Saintil, vs. GEO (6/21/08)
	Rashied Davis, at COL (4/22/05)
	Rashied Davis at LV (3/28/05)
	James Roe at TB (4/4/04)

PASSING	
<u>ATTEMPTS</u>	
Career	
5,629	Mark Grieb (1999-2008, 2011-12)
694	Tony Kimbrough (1995-96)
677	Scott Wood (1995-97, 99-2002)
Season	
704	Mark Grieb (2012)
675	Mark Grieb (2011)
606	Mark Grieb (2006, 2008)
Game	
59	Mark Grieb, vs. ARI (3/10/12)
56	Mark Grieb, at MIL (6/2/12)
55	Mark Grieb, at NO (4/5/08)
Career	
3,885	Mark Grieb (1999-2008, 2011-12)
415	Tony Kimbrough (1995-96)
367	Scott Wood (1995-97, 1999-2002)
Season	
476	Mark Grieb (2012)
455	Mark Grieb (2011)
415	Mark Grieb (2008)
Game	
38	Mark Grieb, at NO (4/5/08)
37	Mark Grieb, at CHI (3/9/07)
35	Mark Grieb, at NO (4/13/07)

<u>COMPLETIONS</u>	
Career	
47,901	Mark Grieb (1999-2008, 2011-12)
4,823	Tony Kimbrough (1995-96)
4,771	Scott Wood (1995-97, 1999-2002)
Season	
5,744	Mark Grieb (2012)
5,312	Mark Grieb (2011)
4,841	Mark Grieb (2006)
Game	
445	Mark Grieb, at NO (4/13/07)
435	Mark Grieb, at MIL (6/2/12)
432	Mark Grieb, vs. ARI (3/10/12)

<u>300-YARD GAMES</u>	
Career	
10	Mark Grieb (2012)
8	Two Times, Last: Mark Grieb (2011)
6	Mark Grieb (2007)
Career	
922	Mark Grieb (1999-2008, 2011-12)
80	Tony Kimbrough (1995-96)
72	Scott Wood (1995-97, 1999-2002)
Season	
112	Mark Grieb (2012)
100	Two Times, Last: Mark Grieb (2008)
95	Mark Grieb (2011)

<u>TOUCHDOWNS</u>	
Career	
142	Mark Grieb (1999-2008, 2011-12)
23	Scott Wood (1995-97, 99-2002)
17	Tony Kimbrough (1995-96)
Season	
25	Mark Grieb (2011)
20	Mark Grieb (2012)
18	Mark Grieb (2008)
Game	
4	Mark Grieb vs. ARI (5/7/11)
3	18 Times, Last: Mark Grieb, at PHI (4/14/12)

<u>COMPLETION PERCENTAGE</u>	
Career (500 Attempts)	
67.1	Mark Grieb (1999-2008, 2011-12)
59.6	Tony Kimbrough (1995-96)
54.2	Scott Wood (1995-97, 1999-2002)
Season (100 Attempts)	
73.0	Mark Grieb (2004)
71.0	Mark Grieb (2007)
68.6	Mark Grieb (2001)
Game (15 Attempts)	
100.0	Mark Grieb, at COL (4/22/05)
88.5	Mark Grieb, vs. TB (3/31/07)
85.7	Mark Grieb, at LA (2/22/04)

<u>QB RATING</u>	
Career (500 Attempts)	
121.5	Mark Grieb (1999-2008, 2011-12)
98.6	Tony Kimbrough (1995-96)
89.1	Scott Wood (1995-97, 1999-2002)
Season	
133.9	Mark Grieb (2001)
133.5	Mark Grieb (2004)
129.9	Mark Grieb (2000)
Game (15 Attempts)	
158.3	Mark Grieb, at COL (4/22/05)
158.3	Mark Grieb, vs. LV (3/20/04)
158.3	Mark Grieb, vs. COL (3/14/04)

<u>INTERCEPTED</u>	
Career	
142	Mark Grieb (1999-2008, 2011-12)
23	Scott Wood (1995-97, 99-2002)
17	Tony Kimbrough (1995-96)
Season	
25	Mark Grieb (2011)
20	Mark Grieb (2012)
18	Mark Grieb (2008)
Game	
4	Mark Grieb vs. ARI (5/7/11)
3	18 Times, Last: Mark Grieb, at PHI (4/14/12)

RUSHING	
<u>ATTEMPTS</u>	
Career	
158	Brian Johnson (2004, 2006-08)
154	Derrick Chachere (1995-2000)
148	Matt Kinsinger (2002-05, 07)
Season	
99	Chad Cook (2011)
55	Phil Glover (2006)
50	Brian Johnson (2008)
Game	
13	Chad Cook, at PIT (5/14/11)
11	Chad Cook, vs. SPO (3/11/11)
	Brian Johnson, at KC (3/29/07)
9	Four Times, Last: Brian Johnson, vs. COL (4/6/07)

<u>YARDS</u>	
Career	
442	Derrick Chachere (1995-2000)
440	Matt Kinsinger (2002-05, 07)
400	Tom Petithomme (1995-96, 1999)
Season	
307	Chad Cook (2011)
250	Keala Keanaaina (2003)
214	Tom Petithomme (1996)
Game	
69	Tom Petithomme, at ANA (7/4/96)
63	Chad Cook, at PIT (5/14/11)
53	Mike Jones, vs. TB (7/24/99)

<u>20-YARD GAMES</u>	
Season	
6	Keala Keanaaina (2003)
4	Mike Maslowski (1998)
	Tom Petithomme (1995-96)
Career	
58	Barry Wagner (2000-06)
43	Steve Papin (1997-2001)
36	Matt Kinsinger (2002-05, 2007)
Season	
30	Chad Cook (2011)

INDIVIDUAL RECORDS

18	Barry Wagner (2003)
15	Phil Glover (2006)
Game	
4	Chad Cook, vs. UTH (4/8/11)
	Aaron Bailey, at CHI (3/9/03)
3	24 Times, Last: Chad Cook, at UTH (5/21/11)

RECEIVING RECEPTIONS

Career	
850	James Roe (2000-08, 2011-12)
340	Barry Wagner (2000-06)
	Rodney Wright (2005-08, 2011-12)
Season	
134	Rodney Wright (2008)
127	James Roe (2007)
120	Cleannord Saintil (2008)
Game	
18	Cleannord Saintil, vs. DAL (3/22/08)
18	Jason Geathers, at NO (4/5/08)
14	Three Times, Last: Ben Nelson, at LA (3/4/07)

10-RECEPTION GAMES

Career	
27	James Roe (2000-08, 2011-12)
9	James Hundon (2001-04)
8	Ben Nelson (2006-07)
Season	
7	Rodney Wright (2008)
5	Cleannord Saintil (2008)
5	Ben Nelson (2007)
	James Roe (2006)

YARDS

Career	
11,034	James Roe (2000-07, 2011-12)
4,648	James Hundon (2001-04)
4,282	Steve Papin (1997-2001)
Season	
1,560	James Roe (2007)
1,503	Cleannord Saintil (2008)
1,471	Samora Goodson (2012)
1,464	James Hundon (2002)

Game	
232	Steve Papin, at LA (7/8/00)
203	Ben Nelson, vs. ARI (4/2/06)
202	Steve Papin, at ANA (7/5/97)

100-YARD GAMES

Career	
40	James Roe (2000-08, 2011-12)
22	James Hundon (2001-04)
17	Steve Papin (1997-2001)
Season	
9	Ben Nelson (2007)
8	James Roe (2007)
7	Eight Times, Last: Rodney Wright (2008)

TOUCHDOWNS

Career	
277	James Roe (2000-07, 2011-12)
99	James Hundon (2001-04)
76	Jerry Reese (1995-96, 99-2004)
Season	
40	James Roe (2007)
35	James Hundon (2002)
31	James Roe (2003, 06)
Game	
7	James Roe, at TB (4/4/04)
6	James Roe, vs. LA (4/21/07)
	Rashied Davis, at COL (4/22/05)

KICKOFF RETURNS

Career	
263	Steve Papin (1997-2001)
139	Rodney Wright (2005-08, 2011-12)
129	Clevan Thomas (2002-08)
Season	
74	Steve Papin (1999)
72	Steve Papin (1998)
71	Ruschard Dodd-Masters (2012)
Game	
11	Ruschard Dodd-Masters vs. ARI (3/10/12)
10	Rodney Wright, at ORL (5/3/08)
10	Clevan Thomas, at LA (2/9/03)

YARDS

Career	
5,828	Steve Papin (1997-2001)
2,833	Clevan Thomas (2002-08)
2,938	Rodney Wright (2005-08, 2011-12)
Season	
1,632	Steve Papin (1998)
1,601	Steve Papin (1999)
1,479	Steve Papin (2000)
Game	
239	Titus Dixon, at MIL (7/19/86)
235	Rashied Davis, vs. GR (3/18/05)
216	Rashied Davis, at LA (2/20/05)

TOUCHDOWNS

Career	
16	Steve Papin (1997-2001)
11	Clevan Thomas (2002-08)
10	Rashied Davis (2003-05)
Season	
6	Rashied Davis (2005)
	Clevan Thomas (2002)
	Steve Papin (1999)
4	Rashied Davis (2004)
	Clevan Thomas (2003)
	Steve Papin (1998)
Game	
2	Six Times, Last: Rodney Wright, at LV (6/25/07)

MISSED FIELD GOAL RETURNS

RETURNS

Career	
40	Steve Papin (1997-2001)
36	Titus Dixon (1995-97)
21	Clevan Thomas (2002-08)
Season	
14	Titus Dixon (1996)
13	Steve Papin (1999)
12	Titus Dixon (1997)
Game	
4	Steve Papin, vs. HOU (4/15/00)
3	Four Times, Last: Clevan Thomas, vs. BUF (3/14/03)

YARDS

Career	
916	Steve Papin (1997-2001)
705	Titus Dixon (1995-97)
416	Clevan Thomas (2002-08)
Season	
396	Steve Papin (1999)
303	Titus Dixon (1997)
237	Titus Dixon (1996)
Game	
96	Steve Papin, vs. POR (5/8/99)
92	Steve Papin, vs. HOU (4/15/00)
76	Titus Dixon, at ARI (5/4/96)

TOUCHDOWNS

Career	
2	Rodney Wright (2005-07, 2011-12)
	Titus Dixon (1997-2001)
	Steve Papin (1999-2001)
	Clevan Thomas (2002-08)
Season	
1	Rodney Wright (2005, 2012)
	Clevan Thomas (2002)
	Steve Papin (1999-2000)
	Titus Dixon (1996-97)
Game	
1	Seven Times, Last: Rodney Wright, vs SPO (6/23/12)

ALL-PURPOSE YARDS

Career	
11,352	Steve Papin (1997-2001)
11,034	James Roe (2000-07, 2011-12)
6,641	Barry Wagner (2000-06)
Season	
3,190	Steve Papin (1998)
3,135	Steve Papin (1999)
2,957	Steve Papin (2000)
Game	
380	Steve Papin, at LA (7/8/00)
356	Steve Papin, vs. NE (6/9/00)
341	Rashied Davis, vs. GR (3/18/05)

RECORDS

INDIVIDUAL RECORDS

200-YARD GAMES

Career	
31	Steve Papin (1997-2001)
11	Titus Dixon (1995-97)
8	Rashied Davis (2003-05)
Season	
10	Steve Papin (1998)
8	Steve Papin (1999-2000)
5	Rashied Davis (2005)
	Titus Dixon (1996)

COMBINED RETURNS

RETURNS

Career	
303	Steve Papin (1997-2001)
159	Titus Dixon (1995-97)
150	Clevan Thomas (2002-08)
Season	
87	Steve Papin (1999)
83	Steve Papin (1998)
74	Steve Papin (2000)
Game	
11	Two Times, Last: Ruschard Dodd-Masters, vs. ARI (3/10/12)
10	Three Times, Last: Clevan Thomas, at LA (2/9/03)

YARDS

Career	
6,744	Steve Papin (1997-2001)
3,249	Clevan Thomas (2002-08)
3,044	Titus Dixon (1995-97)
Season	
1,997	Steve Papin (1999)
1,834	Steve Papin (1998)
1,677	Steve Papin (2000)
Game	
252	Clevan Thomas, vs. CHI (6/15/02)
249	Steve Papin, vs. NE (6/9/00)
247	Clevan Thomas, vs. BUF (3/14/03)

TOUCHDOWNS

Career	
18	Steve Papin (1997-2001)
12	Clevan Thomas (2002-07)
10	Rashied Davis (2003-05)
Season	
7	Clevan Thomas (2002)
	Steve Papin (1999)
6	Rashied Davis (2005)
4	Five Times, Last: Rashied Davis (2004)
Game	
3	Clevan Thomas, vs. CHI (6/15/02)
2	Five Times, Last: Rodney Wright, at LV (6/25/07)

KICKING

POINTS

Career	
337	A.J. Haglund (2007-08)
282	Daron Alcorn (2001-03)
236	Dan Frantz (2004-05)
Season	
198	Juan Gamboa (2011)
179	A.J. Haglund (2008)
158	A.J. Haglund (2007)
Game	
19	A.J. Haglund (2008)
18	Carlos Huerta, vs. ARI (5/15/99)
17	Chris Sailer, vs. NE (6/9/00)
Career	
31	A.J. Haglund (2007-08)
24	Billy Stoyanovich (1997-98)
23	Carlos Huerta (1999-2001)
Season	
21	A.J. Haglund (2008)
18	Carlos Huerta (1999)
17	Billy Stoyanovich (1998)
Game	
4	A.J. Haglund, vs. ARI (3/15/08)
4	Carlos Huerta, vs. ARI (5/15/99)
3	Nine Times, Last: A.J. Haglund, at GEO (3/24/07)

FIELD GOAL ATTEMPTS

Career	
60	Billy Stoyanovich (1997-98)
49	Carlos Huerta (1999-2001)

43	A.J. Haglund (2007-08)
Season	
45	Billy Stoyanovich (1998)
37	Carlos Huerta (1999)
25	A.J. Haglund (2008)
Game	
7	Carlos Herta, vs. ARI (5/15/99)
	Scott Winters, at IOW (6/14/97)
6	Three Times, Last: Billy Stoyanovich, vs. TB (5/1/98)

EXTRA POINTS MADE

Career	
264	Daron Alcorn (2001-03)
262	A.J. Haglund (2007-08)
139	Carlos Huerta (1999-2001)
Season	
128	A.J. Haglund (2007)
124	A.J. Haglund (2008)
118	Juan Gamboa (2011)
Game	
11	Nine Times, Last: Nich Pertuit, at ARI (5/5/12)
Consecutive	
59	A.J. Haglund (2008)
56	Carlos Huerta (1999)
34	Daron Alcorn (2003)

EXTRA POINT ATTEMPTS

Career	
264	Daron Alcorn (2001-03)
245	Dan Frantz (2004-05)
143	Carlos Huerta (1999-2001)
Season	
179	A.J. Haglund (2008)
141	Juan Gamboa (2011)
138	A.J. Haglund (2007)
Game	
13	Dan Frantz, at COL (4/22/05)
12	Three Times, Last: Dan Frantz, vs. DAL (4/15/05)

TACKLES

Career	
488	Omarr Smith (2000-02, 04-08)
460	Clevan Thomas (2002-08)
389	Barry Wagner (2000-06)
Season	
114	Omarr Smith (2000-02, 04-08)
96	Omarr Smith (2007)
	Clevan Thomas (2007)
95	Omarr Smith (2004)
Game	
13	Steve Watson, at NSH (5/25/07)
13	Lee Cole, vs. COL (5/26/01)
11	Two Times, Last: Terrance Joseph, at UTH (3/4/06)

SOLO TACKLES

Career	
396	Omarr Smith (2000-02, 04-08)
362	Clevan Thomas (2002-08)
302	Barry Wagner (2000-06)
Season	
101	Omarr Smith (2008)
81	Dwight McLean (2011)
79	Omarr Smith (2007)
Game	
12	Vince Hill at UTA (3/24/12)
11	Steve Watson, at NSH (5/25/07)
	Terrance Joseph, at UTH (3/4/06)
	Lee Cole, vs. ORL (5/26/01)

ASSISTED TACKLES

Career	
113	Clevan Thomas (2002-08)
110	Shalon Baker (1998-2005)
87	Barry Wagner (2000-06)
Season	
43	Steve Watson (2008)
33	Steve Watson (2007)
30	Clevan Thomas (2008)
30	Marquis Floyd (2008)
Game	
7	Steve Watson vs. GEO (6/21/08)
7	Clevan Thomas, at TB (4/27/02)
6	Seven Times, Last: Karl Bates, at UTH (3/4/06)

TACKLES FOR LOSS

Career

INDIVIDUAL RECORDS

26.0	Joe Jacobs (2001-06)
18.0	Joe Sykes (2012)
14.5	Ron Jones (2007-08)
14.5	George Williams (2002-07)
Season	
18.0	Joe Sykes (2012)
9.5	Ron Jones (2007)
6.5	George Williams (2007)
6.5	Alan Harper (2007)
6.5	Joe Jacobs (2005)
Game	
5.0	Joe Sykes, vs. IOWA (4/28/12)
3.0	Ron Jones, vs. UTH (4/28/07)
3.0	Joe Jacobs, at CHI (2/26/06)
3.0	Howard Butler, vs. ARI (4/29/00)
INTERCEPTIONS	
Career	
50	Clevan Thomas (2002-08)
27	Omarr Smith (2000-02, 04-08)
24	Pat McGuirk (1995-98)
Season	
13	Clevan Thomas (2003)
11	Tommy Jones (1998)
10	Marquis Floyd (2008)
Game	
3	Four Times, Last: Tommy Jones, at HOU (7/31/98)
RETURN YARDS	
Career	
576	Clevan Thomas (2002-08)
396	Omarr Smith (2000-02, 04-08)
302	Pat McGuirk (1995-98)
Season	
202	Pat McGuirk (1995)
177	Clevan Thomas (2003)
119	Clevan Thomas (2007)
Game	
68	Pat McGuirk, at MIA (6/3/95)
61	Bary Wagner, at LV (5/16/04)
52	Pat McGuirk, at IOW (6/24/95)
TOUCHDOWN RETURNS	
Career	
7	Omarr Smith (2000-02, 04-07)
6	Clevan Thomas (2002-07)
4	James Roe (2000-07, 2011-12)
	Bary Wagner (2000-06)
Season	
3	Clevan Thomas (2003)
2	Clevan Thomas (2006-07)
	James Roe (2001)
Game	
1	48 Times, Last: Andre Jones, vs. NOV (7/7/12)
PASSES DEFENSED	
Career	
108	Clevan Thomas (2002-08)
67	Omarr Smith (2000-02, 04-08)
64	Pat McGuirk (1995-98)
Season	
26	Pat McGuirk (1998)

22	Clevan Thomas (2003)
21	Clevan Thomas (2007)
Game	
6	Clevan Thomas, at TB (5/11/03)
	Herschel Currie, at GRR (4/24/99)
5	Two Times, Last: Omarr Smith, at DET (2/5/04)
SACKS	
Career	
38.5	Sam Hernandez (1998-2005)
16.5	Joe Jacobs (2001-06)
16.0	Joe Sykes (2012)
Season	
16.0	Joe Sykes (2012)
12.0	Sam Hernandez (2000)
7.5	Al Noga (1997)
Game	
4.0	Joe Sykes at IOWA (4/28/12)
2.5	Alan Harper, at UTA (6/9/07)
	Sam Hernandez, vs. HOU (4/15/00)
	Joe Sykes, vs. ORL (6/8/12)
2.0	26 Times, Last: Tim McGill, vs. IOWA (7/14/12)
FUMBLES	
Career	
19	Bary Wagner (2000-06)
16	Sam Hernandez (1998-2005)
14	Clevan Thomas (2000-08)
Season	
9	Bary Wagner (2000)
7	Sam Hernandez (2000)
6	Gabe Nyenhuis (2012)
Game	
2	13 Times, Last: Joe Sykes, vs SA (4/6/12)
RECOVERIES	
Career	
11	Clevan Thomas (2000-08)
7	Shalon Baker (1998-2005)
7	Joey Dozier (2000-01, 05)
7	Phil Glover (2006-07)
Season	
4	Phil Glover (2007)
4	Joey Dozier (2000)
3	Nine Times, Last: Francis Maka (2011)
Game	
2	Seven Times, Last: Huey Whittaker vs SPO (6/23/12)
BLOCKED KICKS	
EXTRA POINTS	
Season	
2	Steve Watson (2007)
1	Six Times
Game	
1	16 Times, Last: Jermaine Smith, at CHI (6/30/12)
FIELD GOAL BLOCKS	
Season	
1	Six Times
Game	
1	Seven Times, Last: Tim McGill, vs. KC (4/21/12)

RECORDS

TEAM RECORDS

WON-LOST	
WINS	
Season	
13	2007, 2002
12	2012, 2003, 2000
11	2004, 2008
Season	
11	2011
8	1999, 1996
7	2005, 1998
LOST	
Season	
11	2011
8	1999, 1996
7	2005, 1998
CONSECUTIVE GAMES	
Wins	
15	5/6/00 to 5/5/01
Wins, Season	
12	4/20/02 to 7/5/02
Wins, Home	
14	3/17/06 to 6/16/07
14	6/16/01 to 3/28/03

Wins, Road	
7	5/6/00 to 4/28/01
Lost	
7	5/7/11 to 6/25/11
Lost, Season	
7	5/7/11 to 6/25
Lost, Home	
3	8/2/97 to 5/9/98
Lost, Road	
6	6/22/96 to 5/30/97
POINTS	
Most, Season	
1,143	2012
Average Per Game, Season	
63.5	2012
Most, Game	
89	at COL (4/22/05)
85	vs. NE (6/9/00)
Fewest, Season	
524	1995

Fewest Per Game, Season	
38.3	1996
Fewest, Game	
18	vs. ANA (4/26/96)
Most First Half	
62	at MIL (6/26/98)
Most Second Half	
55	vs. JAC (7/11/11)
Most, First Quarter	
29	vs. LA (5/27/00)
Most, Second Quarter	
41	at MIL (6/26/98)
Most, Third Quarter	
30	vs. NE (6/9/00)
Most, Fourth Quarter	
34	at LA (2/20/05)
TOUCHDOWNS	
Most, Season	
165	2012
Most, Game	

TEAM RECORDS

13 at COL (4/22/05)

Fewest, Season

72 1996

Fewest, Game

2 vs. TB (5/16/98)

TWO-POINT CONVERSIONS**Most, Season**

6 2006

Most, Game

3 at IOW (5/6/00)

Most Attempts, Season

18 1995

Most Attempts, Game

4 Three Times, Last: at OK (6/24/01)

TOTAL OFFENSE**NET YARDS****Most, Season**

6,085 2012

Most, Game

444 vs. FLA (6/30/01)

Fewest, Season

3,011 1995

Fewest, Game

132 vs. ARI (5/15/99)

OFFENSIVE PLAYS**Most, Season**

877 2011

Most, Game

64 Twice, Last: at SA (5/19/12)

Fewest, Season

524 1995

Fewest, Game27 at COL (4/22/05)
vs. BUF (7/22/00)**FIRST DOWNS****Most, Season**

427 2011

Most, Game

32 Two Times, Last: at SA (5/19/12)

Fewest, Season

157 1995

Fewest, Game

6 vs. ARI (5/15/99)

PASSING**ATTEMPTS****Most, Season**

718 2011

Most, Game

59 vs. ARI (3/10/12)

Fewest, Season

387 1995

Fewest, Game

17 at COL (4/22/05)

COMPLETIONS**Most, Season**

485 2012

Most, Game

38 at NO (4/5/08)

Fewest, Season

232 1995

Fewest, Game

9 vs. NJ (6/27/97)

NET YARDS**Most, Season**

5,758 2012

Most, Game

441 at NO (4/13/07)

Fewest, Season

2,618 1995

Fewest, Game

101 vs. ARI (8/2/96)

TOUCHDOWNS**Most, Season**

113 2012

Most, Game

10 Two Times, Last: at MIL (6/2/12)

INTERCEPTIONS**Most, Season**

20 2012

Most, Game

4 Two Times, Last: at NY (7/25/98)

SACKED**Most, Season**

22 2004

Most, Game

6 vs. LOS (5/7/05)

RUSHING**ATTEMPTS****Most, Season**

169 2003

Most, Game

20 at POR (6/5/99)

Fewest, Season

100 2007

Fewest, Game

1 vs. LOS (3/12/06)

YARDS**Most, Season**

589 2003

Most, Game

93 at ANA (7/4/96)

Fewest, Season

147 2008

Fewest, Game

(-11) at TB (6/14/08)

TOUCHDOWNS**Most, Season**

47 2003

Most, Game

6 Six Times, Last: at TB (4/7/06)

KICKOFF RETURNS**RETURNS****Most, Season**

122 2011

Most, Game

11 vs. ARI (3/10/12)

YARDS**Most, Season**

2,165 2011

Most, Game

239 at MIL (7/19/96)

TOUCHDOWNS**Most, Season**

7 2007, 2005, 2003

Most, Game

2 Nine Times, Last: at LVS (6/25/07)

MISSED FIELD GOAL RETURNS**RETURNS****Most, Season**

19 1997, 1996

Most, Game

4 Two Times, Last: vs HOU (4/15/00)

YARDS**Most, Season**

415 1999

Most, Game

96 vs. POR (5/8/99)

TOUCHDOWNS**Most, Season**

1 1996, 97, 99, 2000, 02, 05

Most, Game

2 Six Times, Last: at COL (4/22/05)

COMBINED RETURNS**RETURNS****Most, Season**

144 2011

Most, Game

12 vs. NE (6/9/00)

YARDS**Most, Season**

2,434 2011

Most, Game

257 vs. DAL (4/15/05)

TOUCHDOWNS**Most, Season**

9 2012

Most, Game

3 vs. CHI (6/15/02)

INTERCEPTIONS**Most, Season**

28 2003

Most, Game

4 Nine times, Last: LVS (5/12/07)

RETURN YARDS**Most, Season**

349 1995

Most, Game

104 vs. LVS (5/12/07)

RETURN TOUCHDOWNS**Most, Season**

7 2003

Most, Game

2 Four Times, Last: vs SPO (3/11/11)

PASSES DEFENSED**Most, Season**

96 2007, 1998

Most, Game

14 at FLA (5/18/96)

SACKS**Most, Season**

42 2012

Most, Game

7 at IOWA (4/28/12)

YARDS**Most, Season**

229 2012

Most, Game

41 at IOWA (4/28/12)

SAFETIES**Most, Season**

5 2001

Most, Game

2 Two Times, Last: at ARI (7/6/01)

PENALTIES**Most, Season**

166 2011

Most, Game

19 vs. NSH (5/30/98)

Fewest, Season

97 1995

Fewest, Game

1 at ARI (6/6/98)

YARDS**Most, Season**

1,154 2011

Most, Game

125 vs. ARI (4/29/00)

Fewest, Season

481 1995

Fewest, Game

4 vs. CLS (5/13/06)

TURNOVERS**Most, Season**

41 2011

Most, Game

6 at NY (7/25/98)

MARGIN OF VICTORY

56 vs. OK (5/5/01) 73-17

53 vs. HOU (7/21/01) 80-27

48 at COL (4/22/05) 78-25

43 at IOWA 76-33

40 vs. ARI (6/16/07) 66-26

40 vs. COL (2/22/03) 80-40

40 vs. HOU (4/15/00) 54-14

INDIVIDUAL CAREER STATISTICAL LEADERS

SCORING										YARDS FROM SCIMMAGE			
NON-KICKING										NO PLAYER	TOI	REC	RUS
NO	PLAYER	TD	REC	RUS	RET	2PT	TOT						
1.	James Roe (2000-08, 2011-12)	279	336	2	0	2	1,736	1.	James Roe (2000-08, 2011-12)	11,056	11,034	22	
2.	Steve Papin (1997-2001)	127	65	43	18	2	766	2.	James Hundon (2001-04)	4,648	4,648	0	
3.	Barry Wagner (2000-06)	115	55	58	2	2	694	3.	Steve Papin (1997-2001)	4,608	4,282	326	
4.	James Hundon (2001-04)	99	99	0	0	1	596	4.	Bary Wagner (2000-06)	4,133	3,873	260	
5.	Jerry Reese (1995-96, 99-04)	79	76	0	0	0	474	5.	Shalon Baker (1998-2005)	3,693	3,575	118	
KICKING										SACKS			
NO	PLAYER	XPM	XPA	FGM	FGA	TOT							
1.	A.J. Haglund (2007-08)	244	262	31	43	337	1.	Sam Hernandez (1998-2005)	38.5				
2.	Daron Alcorn (2001-03)	231	264	24	60	303	2.	Joe Jacobs (2001-06)	16.5				
3.	Dan Frantz (2004-05)	209	245	23	50	278	3.	Joe Sykes (2012)	16.0				
4.	Carlos Huerta (1999-2001)	139	143	17	34	190	4.	Ronald Jones (2007-08)	12.0				
5.	Brian Schmitz (2006)	99	116	16	32	147	5.	Mike Ulufale (2000-02)	11.5				
PASSING YARDS										TACKLES			
NO	PLAYER	ATT	CMP	PCT	YDS	TD	INT	LG					
1.	Mark Grieb (1999-2008, 2011-12)	5,788	3,887	67.1	47,901	922	142	49	1.	Omarr Smith (2000-02, 04-08)	48.5		
2.	Tony Kimbrough (1995-96)	695	414	59.6	4,823	80	18	48	2.	Clevan Thomas (2002-08)	41.80		
3.	Scott Wood (1995-97, 99-02)	677	367	54.2	4,771	72	23	49	3.	Bary Wagner (2000-06)	34.50		
4.	Ron Lopez (1998)	352	200	56.8	2,769	47	8	48	4.	Pat McGuirk (1995-98)	22.5		
5.	John Dutton (2000-02)	316	189	59.8	2,570	48	9	47	5.	Shalon Baker (1998-2005)	18.30		
RECEIVING YARDS										TACKLES FOR LOSS			
NO	PLAYER	REC	YDS	AVG	TD	LG							
1.	James Roe (2000-08, 2011-12)	905	11,034	13.2	277	47	1.			Joe Jacobs (2001-06)	27.0		
2.	James Hundon (2001-04)	307	4,648	15.1	99	45	2.			Joe Sykes (2012)	18.0		
3.	Steve Papin (1997-2001)	326	4,284	13.1	65	48	3.			Sam Hernandez (1998-2005)	14.5		
4.	Barry Wagner (2000-06)	340	3,873	11.4	55	47	4.			George Williams (2002-07)	14.5		
5.	Shalon Baker (1998-2005)	263	3,575	13.6	61	48	5.			Bary Wagner (2000-06)	12.5		
RUSHING YARDS										FUMBLES FORCED			
NO	PLAYER	RUS	YDS	AVG	TD	LG							
1.	Derrick Chachere (1995-2000)	154	442	2.9	34	20	1.			Bary Wagner (2000-06)	19		
2.	Matt Kinsinger (2002-05, 07)	148	440	3.0	36	20	2.			Sam Hernandez (1998-2005)	17		
3.	Tom Pelitfomme (1995-96, 99)	89	400	4.5	16	39	3.			Clevan Thomas (2002-08)	14		
4.	Mike Jones (1998-2002)	104	328	3.2	15	28	4.			Marquis Floyd (2006-08)	10		
5.	Steve Papin (1997-2001)	145	326	2.3	43	32	5.			Joe Jacobs (2001-06)	9		
KICK RETURN YARDS										FUMBLES RECOVERED			
NO	PLAYER	RET	YDS	AVG	TD	LG							
1.	Steve Papin (1997-2001)	263	5,828	22.2	16	57	1.			Clevan Thomas (2002-08)	11		
2.	Rodney Wright (2005-08, 2011-12)	139	2,938	21.4	4	58	2.			Shalon Baker (1998-2005)	7		
3.	Clevan Thomas (2002-08)	129	2,833	21.9	11	58	3.			Joey Dozier (2000-02, 05)	7		
4.	Titus Dixon (1995-97)	119	2,339	19.2	7	58	4.			Two Players Tied	6		
5.	Rashied Davis (2003-05)	93	2,273	24.4	10	58	5.			Five Players Tied	5		
MISSED FIELD GOAL RETURN YARDS										PASSES DEFENSED			
NO	PLAYER	RET	YDS	AVG	TD	LG							
1.	Steve Papin (1997-2001)	40	916	22.9	2	58	1.			Clevan Thomas (2002-08)	108		
2.	Titus Dixon (1995-97)	36	705	19.6	2	57	2.			Omarr Smith (2000-02, 04-08)	67		
3.	Clevan Thomas (2002-08)	21	416	19.8	1	52	3.			Pat McGuirk (1995-98)	64		
4.	Barry Wagner (2000-06)	17	242	14.2	0	39	4.			Bary Wagner (2000-06)	46		
5.	Jerry Reese (1995-96, 99-04)	7	161	23.0	0	48	5.			Tommy Jones (1998-2001)	45		
COMBINED RETURN YARDS										PASSES DEFENSED			
NO	PLAYER	RET	YDS	AVG	TD	LG							
1.	Steve Papin (1997-2001)	303	6,744	22.3	18	58	1.			Clevan Thomas (2002-08)	108		
2.	Clevan Thomas (2002-08)	150	3,249	21.7	12	58	2.			Omarr Smith (2000-02, 04-08)	67		
3.	Titus Dixon (1995-97)	159	3,044	19.1	9	58	3.			Pat McGuirk (1995-98)	64		
4.	Rodney Wright (2005-08, 2011-12)	144	3,105	21.6	6	57	4.			Bary Wagner (2000-06)	46		
5.	Rashied Davis (2003-05)	131	2,389	18.2	10	58	5.			Tommy Jones (1998-2001)	45		
INTERCEPTIONS										PASSES DEFENSED			
NO	PLAYER	INT	YDS	AVG	TD	LG							
1.	Clevan Thomas (2002-08)	50	576	11.5	6	44	1.			Clevan Thomas (2002-08)	108		
2.	Omarr Smith (2000-02, 04-08)	27	396	14.7	7	48	2.			Omarr Smith (2000-02, 04-08)	67		
3.	Pat McGuirk (1995-98)	24	302	12.6	1	40	3.			Pat McGuirk (1995-98)	64		
4.	Barry Wagner (2000-06)	19	222	11.7	4	50	4.			Bary Wagner (2000-06)	46		
5.	Marquis Floyd (2006-08)	19	284	14.9	2	51	5.			Tommy Jones (1998-2001)	45		
ALL-PURPOSE YARDS										PASSES DEFENSED			
YEAR	PLAYER	RUSH	REC	OFF	KICK	RET	MISSED	FG	RET	RET	DEF	TOT	
1998	Steve Papin	39	100	84	1,256	1,356	72	1,632	11	202	1,834	0	3,190
1999	Steve Papin	48	107	91	1,031	1,138	74	1,601	13	396	1,534	0	3,135
2000	Steve Papin	27	59	89	1,221	1,280	65	1,479	9	198	1,677	0	2,957
2008	Rodney Wright	6	13	134	1,457	1,470	56	1,183	2	16	1,199	0	2,669
2005	Rashied Davis	17	22	100	1,420	1,442	45	1,133	1	14	1,147	0	2,589

RECORDS



LONG PLAYS

LONGEST PASS PLAYS

BY SABERCATS			
LONG	RECEIVER	PASSER	DATE
49T	Jerry Reese	Scott Wood	5/24/99
48T	Samora Goodson	Mark Grieb	6/23/12
48T	Samora Goodson	Mark Grieb	3/24/12
48T	Steve Papin	Scott Wood	6/19/99
48T	Shalon Baker	Lopez	7/17/98
48T	Titus Dixon	Kimbrough	5/11/95
47T	Burl Toler	Mark Grieb	4/1/11
47T	Cleannord Saintfil	Mark Grieb	5/19/07
47T	Aaron Bailey	Mark Grieb	3/9/03
47T	Bob McMillen	Mark Grieb	4/27/02
47T	James Roe	Dutton	5/5/01
47T	Barry Wagner	Mark Grieb	7/22/00
47T	Steve Papin	Morris	5/19/98
46T	James Roe	Mark Grieb	2/26/06
BY OPPONENT			
49T	Randy Gatewood	Davis	6/12/99
49T	Junior Green	Kelly	7/14/95
49T	Atnaf Harris	Smoker	3/15/08
48T	Glen Fox	Chris Leak	6/8/12
48T	Ahmad Hawkins	Dutton	5/6/06
48T	Derek Lee	Nagy	3/17/06

LONGEST RUNS FROM SCRIMMAGE

BY SABERCATS			
LONG	PLAYER	DATE	OPP.
39T	Tom Pettithomme	7/4/96	at ANA
32	Keala Keanaacina	2/2/03	at ARI
32T	Steve Papin	5/27/00	vs. LOS
31	Tom Pettithomme	8/2/96	vs. ARI
30T	Bob McMillen	5/18/01	at MIL
29T	Tommy Taggart	4/6/12	vs. SA
28	Mike Jones	7/24/99	vs. TB
26	Phil Glover	5/13/06	vs. CLS
26	Shalon Baker	5/25/02	vs. DAL
24T	Joey Dozier	6/30/01	vs. FLA
23T	Mike Maslowski	6/6/98	at ARI
BY OPPONENT			
41T	Chuck Taylor	6/16/95	at MIL
39T	Chad Dukes	5/11/02	vs. LA
39T	Les Barley	8/2/97	vs. TB
38T	Hunkie Cooper	6/9/97	vs. ARI
36T	Lonnle Ford	2/20/05	at LOS

LONGEST KICKOFF RETURNS

BY SABERCATS			
LONG	PLAYER	DATE	OPP.
58T	Rodney Wright	3/18/11	vs. KC
58T	*Rashied Davis	3/14/04	vs. COL
58T	*Clevan Thomas	4/27/02	at TB
58T	*Titus Dixon	6/14/96	vs. STL
57T	Fred Williams	6/30/12	at CHI
57T	Ruscharod Dodd-Masters	4/14/12	at PHI
57T	Rodney Wright	6/25/07	vs. LVS
57T	Charles Pauley	5/6/06	vs. COL
57T	Rashied Davis	3/20/04	at LVS
57T	Rashied Davis	2/22/04	at LA
57T	Rashied Davis	2/22/04	at LA
57T	Clevan Thomas	5/11/03	at TB
57T	Clevan Thomas	7/21/02	at CAR
57T	Clevan Thomas	5/25/02	vs. DAL
57T	Steve Papin	7/22/00	vs. BUF
57T	Steve Papin	5/15/99	vs. ARI
56T	Rodney Wright	6/25/07	at LVS
56T	Trestlin George	4/28/07	vs. UTA
56T	Rashied Davis	5/21/05	vs. GA
56T	Rashied Davis	5/14/05	at ARI
56T	Steve Papin	6/19/99	vs. FLA
56T	Steve Papin	7/11/98	vs. IOW
56T	Steve Papin	7/3/98	at POR
56T	Steve Papin	8/2/97	vs. TB
BY OPPONENT			
58T	T.T. Tolliver	5/13/08	at ORL
58T	Timon Marshall	2/19/06	at GRR
57T	Jackie Chambers	6/17/12	at KC
57T	Mike Brown	4/12/08	vs. PHI
57T	Jonathan Ordway	3/9/07	at CHI
57T	Antoine Burns	3/12/06	vs. LA
57T	Sicha Burley	3/12/06	vs. LA
57T	Antonio Chatman	3/9/03	at CHI
57T	Anthony Derricks	6/9/00	vs. NE
57T	Ryan Benjamin	7/3/98	at POR

LONGEST MISSED FIELD GOAL RETURNS

BY SABERCATS			
LONG	PLAYER	DATE	OPP.
58T	*Steve Papin	7/16/99	at NSH
57T	Rodney Wright	6/23/12	vs. SPO
57T	Titus Dixon	5/4/96	at ARI
55T	Titus Dixon	5/17/97	vs. ALB
54T	Rodney Wright	4/22/05	at COL
52T	Clevan Thomas	6/15/02	vs. CHI
49	Steve Papin	5/8/99	vs. POR
48	Jerry Reese	6/28/96	vs. MEM
47	Steve Papin	5/8/99	vs. POR
47T	Titus Dixon	5/10/96	vs. ALB
43	Rashied Davis	4/4/04	at TB
41	Jerry Reese	7/14/95	vs. CHA
BY OPPONENT			
LONG	PLAYER	DATE	OPP.
56T	C.J. Johnson	2/26/06	at CHI
56T	Ron Carpenter	7/25/98	at NY
54T	Tyronne Jones	5/22/04	vs. PHI
54T	Rodney Mazion	7/4/96	at ANA
52T	Mark Ricks	6/2/01	at LA

LONGEST FIELD GOALS

BY SABERCATS			
LONG	PLAYER	DATE	OPP.
63	Aaron Mills	5/18/96	at FLA
56	Billy Stoyanovich	5/30/98	vs. NSH
52	Aaron Mills	5/10/96	vs. ALB
51	Carlos Huerta	6/19/99	vs. FLA
51	Billy Stoyanovich	6/6/98	at ARI
50	Daron Alcorn	6/8/02	at LOS
50	Carlos Huerta	6/12/99	at ARI
50	Billy Stoyanovich	7/11/97	at NJ
48	A.J. Haglund	4/12/08	vs. PHI
48	Chris Sailer	6/1/00	at ARI
48	Carlos Huerta	4/21/00	at OK
48	Roer Ruzek	7/19/96	at MIL
47	A.J. Haglund	4/18/08	at UTA
47	Billy Stoyanovich	7/11/97	at NJ
47	Aaron Mills	5/4/96	at ARI
46	Daron Alcorn	7/5/02	vs. IND
46	Daron Alcorn	6/22/02	vs. NY
BY OPPONENT			
LONG	PLAYER	DATE	OPP.
57	Daron Alcorn	7/26/97	at POR
56	Dan Frantz	3/9/07	at CHI
55	Pete Elezovic	5/17/97	vs. ALB
51	Scott Cannon	7/12/02	at ARI
51	Brian Gowins	6/29/00	at GRD
51	Charlie Baumann	5/24/96	vs. ORL

LONGEST INTERCEPTION RETURNS

BY SABERCATS			
LONG	PLAYER	DATE	OPP.
52T	Pat McGuirk	6/24/95	at IA
51T	Marquis Floyd	2/19/06	at GRR
50T	Omarr Smith	5/12/07	vs. LVS
50T	Barry Wagner	5/16/04	at LVS
48T	Omarr Smith	3/20/04	vs. LVS
48	Marquis Floyd	5/24/08	vs. COL
47T	Barry Wagner	4/21/00	at OK
47T	Willie Culpepper	7/5/97	at ANA
46T	Dwight Mclean	3/11/11	vs. SPO
46T	Marquis Floyd	3/31/07	vs. TB
46T	Bob McMillen	4/27/02	at TB
45T	Clevan Thomas	5/12/07	vs. LVS
45T	Barry Wagner	5/12/01	at NY
45T	Omarr Smith	4/21/01	vs. ARI
44T	Clevan Thomas	2/16/03	at GA
43T	Joe Sykes	6/8/12	vs. ORL
43T	Clevan Thomas	2/28/04	vs. GRR
43T	Jerry Reese	7/7/95	at CHA
43	Marquis Floyd	3/15/08	vs. ARI
42T	Omarr Smith	5/6/06	vs. COL
BY OPPONENTS			
LONG	PLAYER	DATE	OPP.
57T	Fred Shaw	5/19/12	at SA
51T	Lloyd Hill	5/30/97	at TEX
49T	Kotto Cotton	5/30/97	at TEX
46T	Travis Cooper	6/28/96	vs. MEM
47T	Kenny McEntyre	5/3/08	at ORL
45T	Mike Horacek	5/29/99	vs. IA
41T	Larry Jones	6/25/99	at HOU

ANNUAL LEADERS

SCORING						KICKOFF RETURNS							
YEAR	PLAYER	TD	FG	2PT	SAF	TOT	YEAR	PLAYER	RET	YDS	AVG	TD	LG
1995	Titus Dixon	19	0	0	0	114	1995	Titus Dixon	31	590	19.0	3	55
1996	Titus Dixon	21	0	0	0	126	1996	Titus Dixon	51	1,070	21.0	3	58
1997	Steve Papin	16	0	1	0	98	1997	Titus Dixon	41	679	16.6	1	56
1998	Steve Papin	32	0	1	0	194	1998	Steve Papin	72	1,632	22.7	4	57
1999	Steve Papin	32	0	0	0	192	1999	Steve Papin	74	1,601	21.6	6	57
2000	Steve Papin	38	0	0	0	228	2000	Steve Papin	65	1,479	22.7	3	57
2001	James Roe	30	0	0	0	180	2001	Barry Wagner	49	914	18.6	0	51
2002	James Hundon	35	0	0	0	210	2002	Clevan Thomas	60	1,384	23.1	6	58
2003	James Roe	33	0	0	0	198	2003	Clevan Thomas	61	1,253	20.5	4	57
2004	James Roe	29	0	0	0	174	2004	Rashied Davis	47	1,135	24.1	4	58
2005	Rashied Davis	44	0	0	0	264	2005	Rashied Davis	45	1,133	25.2	6	56
2006	James Roe	31	0	1	0	188	2006	Charles Pauley	29	566	19.5	1	57
2007	James Roe	40	0	0	0	240	2007	Trestin George	37	872	23.6	2	56
2008	Cleannord Saintil	35	0	0	0	210	2008	Rodney Wright	56	1,183	21.1	1	56
2011	Chad Cook	33	0	0	0	198	2011	Mervin Brookins	43	788	18.3	0	28
2012	James Roe	29	0	0	0	178	2012	R. Dodd-Masters	71	1,273	17.9	1	57

PASSING						KICKING						
YEAR	PLAYER	ATT	CMP	PCI	YDS	TD/INT	YEAR	PLAYER	XP/XPA	FG/FGA	LNG	PTS
1995	Tony Kimbrough	372	224	60.2	2,586	43/10	1995	Aaron Mills	26/32	8/19	45	50
1996	Tony Kimbrough	322	191	59.3	2,237	41/7	1996	Aaron Mills	19/28	10/18	63	49
1997	Scott Wood	208	106	51.0	1,442	22/6	1997	Billy Stoyanovich	19/19	7/15	50	40
1998	Ron Lopez	352	200	56.8	2,769	47/8	1998	Billy Stoyanovich	74/85	17/45	56	125
1999	Scott Wood	422	235	55.7	3,069	45/15	1999	Carlos Huerta	88/90	18/37	51	142
2000	Mark Grieb	336	216	64.3	3,095	62/3	2000	Chris Sailer	73/78	9/18	48	100
2001	Mark Grieb	229	157	68.6	2,331	47/4	2001	Jason Wells	62/67	3/14	41	71
2002	Mark Grieb	385	249	64.7	3,346	70/5	2002	Daron Alcorn	104/118	10/16	50	134
2003	Mark Grieb	476	310	65.1	3,966	72/16	2003	Daron Alcorn	109/126	6/16	42	127
2004	Mark Grieb	459	335	73.0	4,111	75/7	2004	Dan Frantz	106/123	7/15	39	127
2005	Mark Grieb	546	374	68.6	4,796	84/16	2005	Dan Frantz	103/122	2/8	24	109
2006	Mark Grieb	606	396	65.3	4,841	83/11	2006	Brian Schmitz	99/116	7/17	41	120
2007	Mark Grieb	562	399	71.0	4,608	100/13	2007	A.J. Haglund	128/138	10/18	39	158
2008	Mark Grieb	606	415	68.5	4,613	100/18	2008	A.J. Haglund	116/124	21/25	47	179
2011	Mark Grieb	455	675	67.4	5,312	95/25	2011	Juan Gamboa	118/141	6/10	41	138
2012	Mark Grieb	704	476	67.6	5,744	112/20	2012	Nich Pertuit	103/114	1/2	40	106

RECEIVING						ALL-PURPOSE YARDS						
YEAR	PLAYER	REC	YDS	AVG	TD	LG	YEAR	PLAYER	RSH	REC	RET	TOT
1995	Titus Dixon	62	840	13.6	14	48	1995	Titus Dixon	11	840	755	1,606
1996	Titus Dixon	86	1,012	11.8	15	36	1996	Titus Dixon	55	1,012	1,307	2,374
1997	Titus Dixon	57	571	10.0	11	33	1997	Titus Dixon	4	571	982	1,557
1998	Steve Papin	84	1,256	15.0	19	47	1998	Steve Papin	100	1,256	1,834	3,190
1999	Steve Papin	91	1,031	11.3	12	48	1999	Steve Papin	107	1,031	1,997	3,135
2000	Steve Papin	89	1,221	13.7	23	45	2000	Steve Papin	59	1,221	1,677	2,957
2001	James Roe	78	1,232	15.8	28	47	2001	Barry Wagner	9	745	1,100	1,854
2002	James Hundon	98	1,464	14.9	35	45	2002	James Hundon	0	1,464	78	1,542
2003	James Roe	115	1,440	12.5	31	37	2003	Clevan Thomas	0	0	1,666	1,666
2004	James Hundon	87	1,253	14.4	21	45	2004	Rashied Davis	5	484	1,306	1,795
2005	James Roe	116	1,440	12.4	30	41	2005	Rashied Davis	22	1,420	1,147	2,589
2006	James Roe	113	1,310	11.6	31	46	2006	Ben Nelson	0	1,405	0	1,405
2007	James Roe	127	1,560	12.3	40	34	2007	Rodney Wright	8	1,076	710	1,794
2008	Cleannord Saintil	120	1,503	12.5	35	37	2008	Rodney Wright	13	1,457	1,199	2,669
2011	Ben Nelson	76	1,019	13.4	24	37	2011	Mervin Brookins	7	418	889	1,319
2012	Samora Goodson	114	1,471	12.9	27	48	2012	Samora Goodson	0	1,471	0	1,471

RUSHING						INTERCEPTIONS						
YEAR	PLAYER	ATT	YDS	AVG	TD	LG	YEAR	PLAYER	INT	YDS	TD	LG
1995	Tom Pettithomme	38	159	4.2	5	20	1995	Pat McGuirk	9	202	1	40
1996	Tom Pettithomme	36	214	5.9	7	39	1996	Pat McGuirk	7	69	0	23
1997	Derrick Chachere	44	145	3.3	7	20	1997	Herschel Currie	8	24	0	10
1998	Mike Maslowski	33	149	4.5	7	23	1998	Tommy Jones	11	84	0	30
1999	Mike Jones	35	140	4.0	3	28	1999	Tommy Jones	3	8	0	8
2000	Joey Dozier	38	107	2.8	5	11	2000	Barry Wagner	5	76	1	47
2001	Joey Dozier	45	188	4.2	10	24	2001	Omar Smith	4	65	1	45
2002	James Williams	31	108	3.5	8	12	2002	Clevan Thomas	5	13	0	13
2003	Keala Keanaaina	49	250	5.1	10	32	2003	Clevan Thomas	13	177	3	44
2004	Bary Wagner	35	89	2.5	12	21	2004	Omar Smith	9	101	1	48
2005	Matt Kinsinger	30	74	2.5	9	8	2005	Clevan Thomas	6	51	0	35
2006	Phil Glover	55	156	2.8	15	26	2006	Clevan Thomas	7	46	0	19
2007	Brian Johnson	44	100	2.3	9	20	2007	Clevan Thomas	9	119	2	45
2008	Brian Johnson	50	51	1.0	7	6	2008	Marquis Floyd	10	153	0	48
2011	Chad Cook	99	307	3.0	30	20	2011	Two Players	3	-	0	28
2012	Tommy Taggart	46	119	2.6	12	29	2012	Andre Jones	5	94	2	30

RECORDS



SACKS			TACKLES				
YEAR	PLAYER	SACK	YEAR	PLAYER	SOLO	AST	TOT
1995	Marilyn Brown	4.5	1995	Pat McGuirk	48	9	52.5
1996	Al Noga/Charles Miller	3.5	1996	Pat McGuirk	56	5	58.5
1997	Al Noga	7.5	1997	Pat McGuirk	45	15	52.5
1998	Sam Hernandez	5.0	1998	Pat McGuirk	55	14	62.0
1999	Sam Hernandez	5.0	1999	Tommy Jones	52	11	57.5
2000	Sam Hernandez	12.0	2000	Barry Wagner	49	14	56.0
2001	Sam Hernandez/Mike Ulufale	3.0	2001	Barry Wagner	56	12	62.0
2002	Mike Ulufale	4.5	2002	Clevan Thomas	46	18	55.0
2003	Sam Hernandez	5.0	2003	Wendell Davis	60	15	67.5
2004	Sam Hernandez/Joe Jacobs	4.0	2004	Omarr Smith	71	24	83.0
2005	Joe Jacobs	4.0	2005	Clevan Thomas	45	14	52.0
2006	Joe Jacobs	4.0	2006	Clevan Thomas	77	16	85.0
2007	Ron Jones	7.0	2007	Omarr Smith	79	17	87.5
2008	Steve Watson	9.0	2008	Omarr Smith	101	26	114.0
2011	Francis Maka/George Hypolite/Adam Huebner	5.0	2011	Dwight Mclean	81	21	91.5
2012	Joe Sykes	16.0	2012	Vince Hill	67	23	78.5

AFL INFORMATION



AFL COMMISSIONER JERRY KURZ



Jerry B. Kurz returns for his 27th season of Arena Football and fourth season as the AFL's Commissioner. Out-tenured only by the creator of Arena Football, Jim Foster, Kurz has dedicated his life to furthering the sport with a strong business ethic and core values meant to bring the highest quality product to the ever-growing fan base of Arena Football fans.

In his time as the president of the af2, the League saw extensive growth in small-to-mid-sized markets, building an extremely dedicated fan base across the country. That foundation helped to fuel the return of the Arena Football League in 2010 after a year on hiatus due to financial instability. Kurz and a group of enthusiastic investors arranged the acquisition of the AFL's assets in bankruptcy court in late 2009 and revived the League in early 2010, fulfilling the promise that Arena Football would be played in 2010.

Kurz has also served as the AFL's Vice President of International Development, where he was in charge of the League's international exposure. During his tenure, he was responsible for administering the H3 Visa program, allowing international players to play for AFL teams stateside. He also arranged and executed all internationally played games for the Arena Football League.

Arena Football isn't Kurz's only claim to fame. He is also a founding member of Gridiron Enterprises, Inc., a sports consulting firm based out of Chicago. Gridiron Enterprises, consisting of Kurz, Foster and attorney William Niro, is the original founder of the AFL. Kurz has been a player, coach, general manager and owner during his lifelong involvement with the game of football. He is also a member of four football Halls of Fame, including membership in the first class of the Arena Football Hall of Fame as well as membership in the arenafootball2 Hall of Fame.

Kurz attended the University of Oklahoma as an undergraduate and later earned his Juris Doctor Degree at Northern Illinois. Kurz is a licensed attorney in Illinois and operated a law firm with his wife, Kathryn Hall, for 20 years. Jerry and his wife, Kathryn, have one son named Matthew, who currently serves as the Director of Player Personnel for the AFL.

ARENA FOOTBALL LEAGUE	2013 KEY DATES	
640 North LaSalle Street, Suite 557 Chicago, IL 60654 TEL: (312) 465-2200 - FAX: (312) 496-3055 www.arenafootball.com	March 1	Players may report for physicals only
	March 2	First day of camp. No pads
	March 4	First day of full pad practice
	March 9	26-man rosters due at 3 p.m. PT
	March 16	Training camp ends (24 man roster due at 3 p.m. PT)
	March 23	Regular Season begins
	June 10	Trade deadline
	July 1	Future considerations must be completed
	July 21	End of season reassignment begins
	July 27	Regular season ends
	Aug. 2	PLAYOFFS - First Round
	Aug. 10	PLAYOFFS - Conference Championships
	Aug. 17	ArenaBowl XXVI
OFFICE OF THE COMMISSIONER		
Jerry Kurz, Commissioner		
COMMUNICATIONS		
Anthony Herron, VP of Broadcast, Communications & Branding BJ Pickard, Director of Communications Mallory Treleven, Manager of Team and Media Services		
FINANCE AND ADMINISTRATION		
Sarah Brown, Chief Financial Officer Mario LaGrone, Director of Team Revenue Denise Leonard, Staff Accountant Julia Brickhouse, Executive Assistant/Payroll		
FOOTBALL OPERATIONS		
Joe Kleinsmith, Director of Football Operations		
TEAM OPERATIONS		
Christie Cook, Director of Team Operations		

2013 DIVISION ALIGNMENT

NATIONAL CONFERENCE



ARIZONA RATTLERS



SAN JOSE SABERCATS



SPOKANE SHOCK



UTAH BLAZE



CHICAGO RUSH



IOWA BARNSTORMERS



SAN ANTONIO TALONS

NATIONAL CONFERENCE



CLEVELAND GLADIATORS



PHILADELPHIA SOUL



PITTSBURGH POWER



JACKSONVILLE SHARKS



NEW ORLEANS VOODOO



ORLANDO PREDATORS



TAMPA BAY STORM

2013 PLAYOFF FORMAT

PLAYOFF QUALIFICATION	TWO TEAMS
<p>Eight teams qualify for the playoffs, four from each conference - American and National. The four qualifying teams in each conference consist of the two division champions and two Wild Cards, determined by best overall record. Seeding in each conference is based on overall record, with the top two seeds in each conference reserved for the division champions, regardless of record. In the First Round, August 2-3, the first two seeds in each conference are the two division winners. The next two teams are seeded by next best two overall records. Teams ranked 1 and 2 earn home playoff games with 1 hosting 4 and 2 hosting 3. In the Conference Championship Round, August 10-11 the winner of the 1-4 game plays the winner of the 2-3 game. The home team is decided by the team with the higher seed. The winners of the Second Round will face off in ArenaBowl XXVI on August 17.</p>	<ol style="list-style-type: none"> 1. Head-to-head best won-lost percentage in games among clubs 2. If teams split head-to-head games, the next tiebreaker will be the point differential in those games 3. Best won-lost percentage in common games, if applicable 4. Strength of schedule 5. Best net total of touchdowns in all games 6. Coin Toss
TIE-BREAKING PROCEDURES	THREE OF MORE TEAMS:
<p>If, at the end of the regular season, two or more teams are tied with identical won-lost percentages, the following steps will be taken to determine seeding.</p>	<ul style="list-style-type: none"> ▲ If two clubs remain tied after a third club is eliminated during any step, tiebreaker reverts to step 1 of the two-club format ▲ If one team wins multiple-team tiebreaker to advance to playoff round, remaining teams revert to step 1 of the two-club format ▲ All teams must have played head-to-head for step 1 to be utilized in a multiple-team tie
DIVISION CHAMPIONSHIPS	
<p>If two teams are tied as Division Champions...</p> <ol style="list-style-type: none"> 1. Record in head-to-head games 2. Record within the division 3. Record against common opponents 4. Point spread in head-to-head games 5. Point spread in games against common opponents 6. Coin toss 	<ol style="list-style-type: none"> 1. Head-to-head best won-lost percentage in games among clubs. 2. Best won-lost percentage in common games, if applicable 3. Strength of schedule strength up. 4. Best net total touchdowns in all games. 5. Coin toss

2013 LEAGUE ROSTER OF OFFICIALS

COORDINATOR OF OFFICIALS	ASSISTANT SUPERVISORS	
CARL T. PAGANELLI	DAVID CHESNEY BUDDY WARD	
NAME		
Mike Aaronian	Jason Fagon	Clay Reynard
Mark Bailey	Ed Feaster	Matt Richards
Grantis Bell	Glen Fucik	Mearl Robinson
Mark Bennett	Al Granado	Brad Rogers
Reginald Berry	Craig Griffith	Kelly Saalfeld
Marc Bovas	Shawn Hochuli	Gerald Savoie
Chad Bowers	Jeff Johnson	Larry Smith
Scott Brown	Riley Johnson	Reggie Smith
Brad Brunet	Jake Kemp	Chris Snead
Neil Brunner	Matt Kukar	Roger Stewart
Scott Campbell	Ken Leffle	Terri Valenti
Tony Cannella	John Love	Lo Van Pham
Jeff Carr	Tom McCabe	Scott Vaughn
James Cole	Tim McGowan	Wade Wagner
Robert Colosimo	Tony Meyer	Andy Warner
Jim Corpora	Harold Mitchell	Homer Williams
Steve Coullias	Judson Mitchell	Thomas Work
David Cutaja	Kevin Mitchell	
RG Defillier	Mike Moore	
Matt Dorman	Michael Packer	
John Drayton	Joe Pester	
Thomas Eaton	Scott Peterson	
Paul Engelberts	Rick Podraza	
	Ken Ray	



COMPOSITE 2013 SCHEDULE

WEEK 1

SATURDAY, MARCH 23

AWAY	HOME	TIME (PDT)
UTAH @	PIT	3:00 PM.
JAC @	TB	4:30 PM.
IOWA @	CHI	5:00 PM.
PHI @	ARI	5:00 PM.
SJ @	SA	5:30 PM.

SUNDAY, MARCH 24

AWAY	HOME	TIME (PDT)
SPO @	CLE	10:00 A.M.
ORL @	NO	1:00 PM.

WEEK 2

FRIDAY, MARCH 29

AWAY	HOME	TIME (PDT)
JAC @	PIT	4:00 PM.
ARI @	UTAH	6:30 PM.
ORL @	SJ	7:30 PM.

SATURDAY, MARCH 30

AWAY	HOME	TIME (PDT)
IOWA @	NO	4:00 PM.
CLE @	TB	4:30 PM.

SUNDAY, MARCH 31

AWAY	HOME	TIME (PDT)
SPO @	CHI	1:00 PM.

WEEK 3

FRIDAY, APRIL 5

AWAY	HOME	TIME (PDT)
SPO @	IOWA	5:05 PM.
CHI @	SA	5:30 PM.

SATURDAY, APRIL 6

AWAY	HOME	TIME (PDT)
JAC @	CLE	4:00 PM.
PHI @	ORL	4:30 PM.
SJ @	ARI	5:30 PM.
TB @	UTAH	7:00 PM.

WEEK 4

FRIDAY, APRIL 12

AWAY	HOME	TIME (PDT)
NO @	JAC	5:00 PM.
SA @	TB	5:00 PM.
ARI @	SPO	7:00 PM.

SATURDAY, APRIL 13

AWAY	HOME	TIME (PDT)
PHI @	IOWA	7:00 PM.

SUNDAY, APRIL 14

AWAY	HOME	TIME (PDT)
PIT @	CHI	1:00 PM.

WEEK 5

FRIDAY, APRIL 19

AWAY	HOME	TIME (PDT)
TB @	ORL	4:30 PM.
IOWA @	JAC	5:00 PM.
PIT @	NO	5:30 PM.
SPO @	SJ	7:30 PM.

SATURDAY, APRIL 20

AWAY	HOME	TIME (PDT)
CLE @	PHI	4:05 PM.
SA @	ARI	6:00 PM.
CHI @	UTAH	7:00 PM.

WEEK 6

FRIDAY, APRIL 26

AWAY	HOME	TIME (PDT)
CHI @	IOWA	5:05 PM.

SATURDAY, APRIL 27

AWAY	HOME	TIME (PDT)
UTAH @	CLE	4:00 PM.
JAC @	PHI	4:05 PM.
SJ @	NO	5:00 PM.
TB @	SPO	7:00 PM.

SUNDAY, APRIL 28

AWAY	HOME	TIME (PDT)
SA @	PIT	11:00 A.M.
ORL @	ARI	3:00 PM.

WEEK 7

FRIDAY, MAY 3

AWAY	HOME	TIME (PDT)
IOWA @	SA	5:30 PM.

SATURDAY, MAY 4

AWAY	HOME	TIME (PDT)
ARI @	JAC	4:00 PM.
ORL @	PIT	4:00 PM.
NO @	TB	4:30 PM.
PHI @	CHI	6:00 PM.
SPO @	UTAH	6:00 PM.
CLE @	SJ	7:30 PM.

WEEK 8

SATURDAY, MAY 11

AWAY	HOME	TIME (PDT)
CHI @	CLE	4:00 PM.
PIT @	PHI	4:05 PM.
NO @	IOWA	5:05 PM.
UTAH @	ARI	6:00 PM.
JAC @	SA	6:30 PM.
ORL @	SPO	7:00 PM.
TB @	SJ	7:30 PM.

WEEK 9

FRIDAY, MAY 17

AWAY	HOME	TIME (PDT)
NO @	SPO	7:00 PM.

SATURDAY, MAY 18

AWAY	HOME	TIME (PDT)
SA @	CLE	4:00 PM.
SJ @	JAC	4:00 PM.
TB @	PIT	4:00 PM.
ORL @	PHI	4:00 PM.
IOWA @	UTAH	6:00 PM.

SUNDAY, MAY 19

AWAY	HOME	TIME (PDT)
ARI @	CHI	1:00 PM.

WEEK 10

FRIDAY, MAY 24

AWAY	HOME	TIME (PDT)
SPO @	SA	5:30 PM.

SATURDAY, MAY 25

AWAY	HOME	TIME (PDT)
CLE @	PIT	4:00 PM.
JAC @	ORL	4:30 PM.
PHI @	TB	4:30 PM.
IOWA @	ARI	6:00 PM.
CHI @	NO	7:00 PM.
UTAH @	SJ	7:30 PM.

WEEK 11

SATURDAY, JUNE 1

AWAY	HOME	TIME (PDT)
PIT @	JAC	4:00 PM.
ARI @	PHI	4:05 PM.
CHI @	ORL	4:30 PM.
CLE @	NO	5:00 PM.
TB @	IOWA	5:05 PM.
SJ @	SPO	7:00 PM.

MONDAY, JUNE 3

AWAY	HOME	TIME (PDT)
UTAH @	SA	5:30 PM.

WEEK 12

FRIDAY, JUNE 7

AWAY	HOME	TIME (PDT)
IOWA @	CLE	4:30 PM.
UTAH @	CHI	5:30 PM.

SATURDAY, JUNE 8

AWAY	HOME	TIME (PDT)
NO @	PHI	4:05 PM.
ORL @	TB	4:30 PM.
ARI @	SA	5:30 PM.
JAC @	SPO	7:00 PM.
PIT @	SJ	7:30 PM.

WEEK 13

FRIDAY, JUNE 14

AWAY	HOME	TIME (PDT)
SA @	CHI	5:30 PM.

SATURDAY, JUNE 15

AWAY	HOME	TIME (PDT)
PHI @	PIT	4:00 PM.
CLE @	ORL	4:30 PM.
TB @	NO	5:00 PM.
SJ @	IOWA	5:05 PM.
JAC @	ARI	6:00 PM.
SPO @	UTAH	6:00 PM.

WEEK 14

FRIDAY, JUNE 21

AWAY	HOME	TIME (PDT)
UTAH @	SPO	7:00 PM.

SATURDAY, JUNE 22

AWAY	HOME	TIME (PDT)
CLE @	JAC	4:00 PM.
IOWA @	PHI	4:05 PM.
PIT @	ORL	4:30 PM.
CHI @	TB	4:30 PM.
SA @	NO	5:00 PM.
ARI @	SJ	7:30 PM.

WEEK 15

SATURDAY, JUNE 29

AWAY	HOME	TIME (PDT)
PHI @	CLE	4:00 PM.
NO @	PIT	4:00 PM.
ORL @	JAC	4:00 PM.
SA @	IOWA	5:05 PM.
SJ @	UTAH	6:00 PM.

WEEK 16

SATURDAY, JULY 6

AWAY	HOME	TIME (PDT)
PIT @	CLE	4:00 PM.
CHI @	PHI	4:05 PM.
SPO @	TB	4:30 PM.
ARI @	ORL	4:30 PM.
NO @	UTAH	5:00 PM.
SA @	SJ	7:30 PM.

WEEK 17

FRIDAY, JULY 12

AWAY	HOME	TIME (PDT)
UTAH @	PHI	4:35 PM.

SATURDAY, JULY 13

AWAY	HOME	TIME (PDT)
SPO @	JAC	4:00 PM.
SJ @	PIT	4:00 PM.
IOWA @	ORL	4:30 PM.
CLE @	CHI	5:00 PM.
TB @	SA	5:30 PM.
NO @	ARI	6:00 PM.

WEEK 18

FRIDAY, JULY 19

AWAY	HOME	TIME (PDT)
SA @	SPO	7:00 PM.

SATURDAY, JULY 20

AWAY	HOME	TIME (PDT)
ORL @	CLE	4:00 PM.
PIT @	TB	4:30 PM.
JAC @	NO	5:00 PM.
UTAH @	IOWA	5:05 PM.
CHI @	ARI	6:00 PM.
PHI @	SJ	7:30 PM.

WEEK 19

FRIDAY, JULY 26

AWAY	HOME	TIME (PDT)
PIT @	SPO	7:00 PM.

SATURDAY, JULY 27

AWAY	HOME	TIME (PDT)
TB @	JAC	4:00 PM.
NO @	ORL	4:30 PM.
SJ @	CHI	5:00 PM.
ARI @	IOWA	5:05 PM.
PHI @	SA	6:00 PM.
CLE @	UTAH	6:00 PM.

DIVISIONAL PLAYOFF ROUND

AUGUST 3-4

CONFERENCE CHAMPIONSHIPS

AUGUST 10-11

ARENA BOWL XXVI

AUGUST 17

THE AFL ON CBS SPORTS NETWORK



The Arena Football League is on CBS Sports Network for the first time in league history. CBS Sports Network will broadcast 26 Arena Football League games throughout the season (including post-season games) starting March 23, 2013. CBS Sports Network will showcase four playoff games and ArenaBowl XXVI on August 17, 2013 on CBS.

MARCH 23			MAY 11			JUNE 29					
AWAY PHI	@	HOME ARI	5:00 PM.	AWAY JAC	@	HOME SA	6:30 PM.	AWAY ORL	@	HOME JAC	4:00 PM.
MARCH 30			MAY 18			JULY 6					
AWAY IOWA	@	HOME NO	4:00 PM.	AWAY ORL	@	HOME PHI	4:00 PM.	AWAY ARI	@	HOME ORL	4:30 PM.
APRIL 6			MAY 25			JULY 13					
AWAY SJ	@	HOME ARI	5:30 PM.	AWAY CHI	@	HOME NO	6:00 PM.	AWAY SJ	@	HOME PIT	4:00 PM.
APRIL 13			JUNE 1			JULY 20					
AWAY PHI	@	HOME IOWA	4:00 PM.	AWAY SJ	@	HOME SPD	7:00 PM.	AWAY ORL	@	HOME CLE	4:00 PM.
APRIL 20			JUNE 8			JULY 27					
AWAY CHI	@	HOME UTAH	7:00 PM.	AWAY ORL	@	HOME TB	4:30 PM.	AWAY PHI	@	HOME SA	6:00 PM.
APRIL 27			JUNE 15								
AWAY TB	@	HOME SPD	7:00 PM.	AWAY JAC	@	HOME UTAH	6:00 PM.				
MAY 4			JUNE 22								
AWAY PHI	@	HOME CHI	6:00 PM.	AWAY ARI	@	HOME SJ	7:30 PM.				

THE ARENA FOOTBALL LEAGUE'S MISSION STATEMENT

To serve our community with pride and passion as a quality example of individual and team excellence on the field, in the office, at the arena and within the community by consistently exceeding our customers' expectations by demonstrating the highest charac-

ter, appreciation and respect for our game, customers, teammates and partners as a cost-effective and visionary organization providing a total entertainment experience.

THE ARENA FOOTBALL LEAGUE'S FANS' BILL OF RIGHTS

In furtherance of our Mission Statement, we, the players, coaches, officials, staff and owners of the AFL are thankful to the Fans that we serve, appreciate their support and dedicate ourselves collectively to protecting their rights as the greatest sports and entertainment Fans in the world.

We believe that every Fan is entitled to a wholesome environment for guests and family members, free of violence, profane gestures and language or rude and invasive behavior that could in any way interfere with a first-class entertainment experience.

We believe that every Fan demands that we maintain absolute respect for the game of Arena Football and maintain the integrity of the finest of fair competition at all times.

We believe that every Fan deserves our very best effort on a consistent basis, on every play on the field, every action in the stands, every call to our office, and every involvement in our community.

We believe that every Fan is entitled to a total entertainment experience at an affordable cost for all members of the family from the time they arrive at the arena to the time they depart.

We believe that every Fan should receive the very best in competitive football, entertainment, merchandise, food and beverage

for their purchasing power.

We believe that every Fan is entitled to interact with and have access to players and coaches for autographs and conversation in recognition of their support at every game.

We believe that Fans are entitled to fast, accurate, and complete information about our players, coaches, league, games, and performance.

We believe that Fans expect the Arena Football League to be comprised of gentlemen and ladies who are examples and role models for youth, free of physical violence, drugs, alcohol, and gambling abuse.

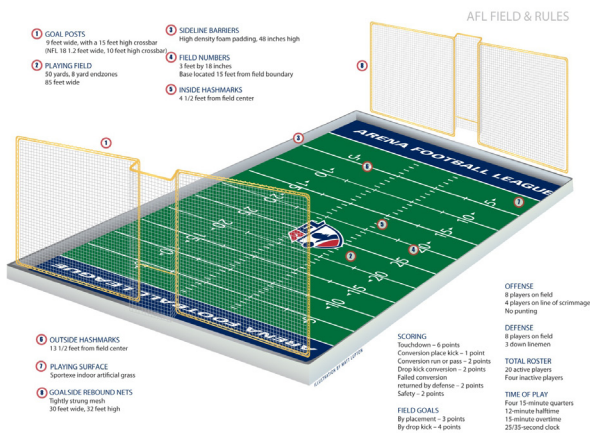
We believe that Fans expect us to honor our country and to be involved in our communities to make contributions for a better, safer, and more positive place to live.

We believe that Fans should know that we are committed to serve and not to be served, to give and not to just take, and to inspire and encourage people to higher levels of personal and professional achievement, growth, maturity, and respect for each other.

AFL

RULES OF THE GAME

RULES OF THE GAME



RULES OF THE GAME

FIELD

An indoor padded surface 85 feet wide and 50 yards long with eight-yard end zones. Goal posts are nine feet wide with a crossbar height of 15 feet (NFL goal posts are 18-1/2 feet wide with the crossbar at 10 feet). The goal-side rebound nets are 30 feet wide by 32 feet high. The bottoms of the nets are eight feet above the ground. Sideline barriers are 48 inches high and made of high-density foam rubber.

EQUIPMENT

The official football is the same size and weight as the National Football League ball. Each ball is manufactured by Spalding, a division of Russell Corporation.

PLAYERS AND FORMATIONS

Eight players on the field; 21-man active roster; three-man inactive roster.

Players may play both offense and defense.

Substitution: Coaches are permitted to substitute players at will.

Four (4) offensive players must line up on the line of scrimmage.

Three (3) defensive players must be down linemen (in a three- or four-point stance). One linebacker may blitz on either side of the center.

Alignment is two-or-more yards off the line of scrimmage. No stunting or twisting.

Offensive motion: One receiver may go in forward motion before the snap.

TIMING

Four 15-minute quarters with a 15-minute halftime.

The clock stops for out-of-bounds plays or incomplete passes only in the last minute of each half and when the referee deems it necessary for penalties, injuries or timeouts.

Each team is allowed three (3) timeouts per half.

MOVEMENT OF THE BALL AND SCORING

Four (4) downs are allowed to advance the ball 10 yards for a first down, or to score.

Six (6) points for a touchdown.

One (1) point for a conversion by place kick after a touchdown, two (2) points for a conversion by drop kick and two (2) points for a successful run or pass after a touchdown.

Three (3) points for a field goal by placement or four (4) points for a field goal by drop kick.

Two (2) points for a safety.

KICKING

Kickoffs are from the goal line. Kickers may use a one-inch tee.

Punting is illegal. On fourth down, a team may go for a first down, touchdown or field goal.

The receiving team may field any kickoff or missed field goal that rebounds off the net.

Any untouched kickoff, which is out of bounds, will be placed at the 20-yard line or the place where it went out-of-bounds, whichever is more advantageous to the receiving team.

PASSING

Receivers must have one foot inbounds for a catch. A forward pass that rebounds off the rebound net or sideline barrier is a live ball and is in play until it touches the playing surface.

OVERTIME RULES

Overtime periods are 15 minutes for both the regular season and the playoffs.

Each team gets one possession to score. If, after each team has had one possession, one team is ahead, that team wins. If the teams are tied after each has had a possession, the next team to score wins.

ARENA BOWL HISTORY

ARENA BOWL I - AUGUST 1, 1987 Denver Dynamite 45 Pittsburgh Gladiators 16 MVP - Gary Mullen, Denver Ironman - Steve Trimble, Denver Pittsburgh Civic Arena (13,232)	ARENA BOWL IX - SEPTEMBER 1, 1995 Tampa Bay Storm 48 Orlando Predators 35 MVP - George LaFrance, Tampa Bay Ironman - Barry Wagner, Orlando Thunderdome (25,087)	ARENA BOWL XVII - JUNE 22, 2003 Tampa Bay Storm 43 Arizona Rattlers 29 MVP - Lawrence Samuels, Tampa Bay Ironman - Lawrence Samuels, Tampa Bay St. Pete Times Forum (25,495)
ARENA BOWL II - JULY 30, 1988 Detroit Drive 24 Chicago Bruisers 13 MVP - Steve Griffin, Detroit Ironman - Dwayne Dixon, Detroit Rosemont Horizon (15,018)	ARENA BOWL X - AUGUST 26, 1996 Tampa Bay Storm 42 Iowa Barnstormers 38 MVP - Steveie Thomas, Tampa Bay Ironman - Leonard Conley, Iowa Veterans Memorial (11,411)	ARENA BOWL XVIII - JUNE 27, 2004 San Jose SaberCats 69 Arizona Rattlers 62 MVP - Mark Grieb, San Jose Def. MVP - Ricky Parker, Arizona Ironman - James Roe, San Jose America West Arena (17,391)
ARENA BOWL III - AUGUST 18, 1989 Detroit Drive 39 Pittsburgh Gladiators 26 MVP - George LaFrance, Detroit Ironman - Cornelius Ross, Pittsburgh Joe Louis Arena (12, 046)	ARENA BOWL XI - AUGUST 25, 1997 Arizona Rattlers 55 Iowa Barnstormers 33 MVP - Donnie Davis, Arizona Ironman - Hunkie Cooper, Arizona America West Arena (17,436)	ARENA BOWL XIX - JUNE 12, 2005 Colorado Crush 51 Georgia Force 48 Dif. MVP - Willis Marshall, Colorado Def. MVP - Ahmad Hawkins, Colorado Ironman - Willis Marshall, Colorado Thomas & Mack Center (10,822)
ARENA BOWL IV - AUGUST 11, 1990 Detroit Drive 51 Dallas Texans 27 MVP - Art Schlichter, Detroit Ironman - Alvin Rettig, Detroit Joe Louis Arena (19,875)	ARENA BOWL XII - AUGUST 23, 1998 Orlando Predators 62 Tampa Bay Storm 31 MVP - Rick Hamilton, Orlando Ironman - Barry Wagner, Orlando Ice Palace (17,222)	ARENA BOWL XX - JUNE 11, 2006 Chicago Rush 69 Orlando Predators 61 Dif. MVP - Matt D'Orazio, Chicago Def. MVP - Ahmad Hawkins, Colorado Ironman - Bob McMillen, Chicago Thomas & Mack Center (13,476)
ARENA BOWL V - AUGUST 17, 1991 Tampa Bay Storm 48 Detroit Drive 42 MVP - Stevie Thomas, Tampa Bay Ironman - Darren Willis, Tampa Bay Joe Louis Arena (20,537)	ARENA BOWL XIII - AUGUST 22, 1999 Albany Firebirds 59 Orlando Predators 48 MVP - Eddie Brown, Albany Ironman - Barry Wagner, Orlando Pepsi Arena (13,652)	ARENA BOWL XXI - JULY 29, 2007 San Jose SaberCats 55 Columbus Destroyers 33 Dif. MVP - Omar Smith, San Jose Def. MVP - Mark Grieb, San Jose Ironman - Phil Glover, San Jose Mitsubishi MVP - Mark Grieb, San Jose New Orleans Arena (17,056)
ARENA BOWL VI - AUGUST 22, 1992 Detroit Drive 56 Orlando Predators 38 MVP - George LaFrance, Detroit Ironman - Flint Fleming, Detroit Orlando Arena (13,680)	ARENA BOWL XIV - AUGUST 20, 2000 Orlando Predators 41 Nashville Kats 38 MVP - Connell Maynor, Orlando Ironman - James Baron, Nashville TD Waterhouse Centre (15,989)	ARENA BOWL XXII - JULY 27, 2008 Philadelphia Soul 59 San Jose SaberCats 56 Dif. MVP - Chris Jackson, Philadelphia Def. MVP - Gabe Nuenhuis, Philadelphia Ironman - Mike Brown, Philadelphia Mitsubishi MVP - Matt D'Orazio New Orleans Arena (17,244)
ARENA BOWL VII - AUGUST 21, 1993 Tampa Bay Storm 51 Detroit Drive 31 MVP - George LaFrance, Detroit Ironman - Flint Fleming, Detroit Joe Louis Arena (12,989)	ARENA BOWL XV - AUGUST 19, 2001 Grand Rapids Rampage 64 Nashville Kats 42 MVP - Terrill Shaw, Grand Rapids Ironman - Demo Odems, Grand Rapids Van Andel Arena (11,217)	ARENA BOWL XXIII - AUGUST 20, 2010 Spokane Shock 69 Tampa Bay Storm 57 Dif. MVP - Markee White, Spokane Def. MVP - Jeremy Geathers, Spokane Ironman - Huey Whittaker, Spokane MVP - Kyle Rowley, Spokane
ARENA BOWL VIII - AUGUST 21, 1994 Arizona Rattlers 36 Orlando Predators 31 MVP - Sherdrick Bonner, Arizona Ironman - Barry Wagner, Orlando Orlando Arena (14,368)	ARENA BOWL XVI - AUGUST 18, 2002 San Jose SaberCats 52 Arizona Rattlers 14 MVP - John Dutton, San Jose Ironman - Omarr Smith, San Jose Compaq Center (16,492)	ARENA BOWL XXIV - AUGUST 13, 2011 Jacksonville Sharks 73 Arizona Rattlers 70 MVP - Aaron Garcia, Jacksonville Ironman - Jason Holman, Jacksonville US Airways Arena (14,320)
ARENA BOWL XXV - AUGUST 10, 2012 Arizona Rattlers 72 Philadelphia Soul 54 MVP - Nick Davila, Arizona Ironman - Jeff Hughley, Philadelphia New Orleans Arena (13,648)		



TEAM INFORMATION

ARIZONA RATTTLERS



RATTTLERS TEAM OFFICE

14287 N. 87TH STREET, SUITE 120
SCOTTSDALE, AZ 85260
PHONE: 480-924-0208
FAX: 480-751-2886
WEBSITE: WWW.AZRATTTLERS.COM

FOOTBALL OPERATIONS

Head Coach/GM
Director of Player Personnel
Assistant Head Coach
Defensive Coordinator

Kevin Guy
David Turner
Kani Kauahi
Omarr Smith

ADMINISTRATION

Managing Partner
Director of Operations
Director of Team Operations
Director of Marketing, Comm. and PR

Ron Shurts
Joe Windham
JT Thompson
Nykki Schele
360-704-6418
nschele@azrattlers.com

TEAM FACTS

Arena
AFL Season
Conference
Division
Colors
Dance Team

US Airways Center (14,398)
21st
National
West
Black, Copper
Sidewinders

CHICAGO RUSH



TEAM OFFICE

2340 S. RIVER ROAD SUITE 400
DES PLAINES, IL 60018
PHONE: 855-787-4946
FAX: 224-567-8952
WEBSITE: WWW.ARENARUSH.COM

FOOTBALL OPERATIONS

Head Coach
Defensive Coordinator/Asst. HC
Offensive Coordinator
Director of Player Personnel/Special Teams

Bob McMillen
Walt Housman
Siaha Burley
Scott Bailey

ADMINISTRATION

Ownership
Director of Player Personnel
Director of Game and Ticket Operations
Director of Marketing and Public Relations

David Staral, Jr.
Jon Redmond
Craig Bornemeier
Mike McLaughlin
855-787-4946

mmclaughlin@arenarush.com

TEAM FACTS

Arena
AFL Season
Conference
Division
Colors
Dance Team

Allstate Arena
12th
National
Central
Blue, White, Gray
Adrenaline Rush Dancers

CLEVELAND GLADIATORS



TEAM OFFICE

1 CENTER COURT
CLEVELAND, OH 44115
PHONE: 216-685-9000
FAX: 216-685-9002
WEBSITE: WWW.CLEVELANDGLADIATORS.COM

FOOTBALL OPERATIONS

Head Coach
Assistant Head Coach
Assistant Coach

Steve Thonn
Ron Selesky
Mike Smith

ADMINISTRATION

Owner
Chief Executive Officer
Special Advisor
President of Business Operations
Communications Manager

Dan Gilbert
Len Komoroski
Bernie Kosar
Kerry Bubolz
Sarah Jamieson
216) 780-3314

sjamieson@clevelandgladiators.com

TEAM FACTS

Arena
AFL Season
Conference
Division
Colors
Dance Team

Quicken Loans Arena (17,500)
15th
American
East
Black, Red, White
Goddesses

TEAM INFORMATION

IOWA BARNSTORMERS



TEAM OFFICE

730 3RD STREET
DES MOINES, IA 50309
PHONE: 515-633-2255
FAX: 515-564-8451
WEBSITE: WWW.THEIOWABARNSTORMERS.COM

FOOTBALL OPERATIONS

Head Coach/Director of Football Ops.	Mike Hohensee
Defensive Coordinator	Ernesto Purnsley
Off./Def. Line Coach	Kyle Moore-Brown
Special Teams Coordinator	Trever Whiting

ADMINISTRATION

Principal Owner	Matt Strawn
President/Owner	Jeff Lambert
General Manager/Owner	John Pettit
Director of Ticket Sales	Matt Tangen
Director of Marketing/Game Operations	Greg Boyd
	gboyd@theiowabarnstormers.com
	515-564-8450

TEAM FACTS

Arena	Wells Fargo Arena (11,209)
AFL Season	Tenth
Conference	National
Division	Central
Colors	Black, Gold, Red, White
Dance Team	Slimchasers

JACKSONVILLE SHARKS



TEAM OFFICE

1000 W. BAY STREET
JACKSONVILLE, FL 32202
PHONE: 904-621-0700
FAX: 866-661-2116
WEBSITE: WWW.JAXSHARKS.COM

FOOTBALL OPERATIONS

Head Coach	Less Moss
Defensive Coordinator	Jake Grande
Assistant Coach	Brian Ferguson

ADMINISTRATION

Managing Partner	Jeff Bouchy
Partner	Larry Payne
Partner/VP of Ticketing	Steve Curran
Assistant GM	Tim Johnson
Director of Media Relations	Zander Kean
	zander@jaxsharks.com
	904-621-0700 ex. 5
	850-559-8888

TEAM FACTS

Arena	Jacksonville Veterans Memorial Arena (15,000)
AFL Season	Fourth
Conference	American
Division	South
Colors	Black, Blood Red, White
Dance Team	Attack Dancers

NEW ORLEANS VOODOO



TEAM OFFICE

1515 POYDRAS STREET, SUITE 100
NEW ORLEANS, LA 70112
PHONE: 504-875-3900
FAX: 504-782-3590
WEBSITE: WWW.AFLVOODOO.COM

FOOTBALL OPERATIONS

Head Coach	Pat O'Hara
Special Teams Coord./Line Coach/Asst. DC	Doug Miller
Defensive Coordinator	Nick Ward

ADMINISTRATION

Ownership	Dan Newman
VP/Director of Ticketing & Operations	Jason Coffel
Director of Media Relations	Hayley Asaro
	hayley@afivoodoo.com
	504-875-3900

TEAM FACTS

Arena	New Orleans Arena (15,168)
AFL Season	Seventh
Conference	American
Division	South
Colors	Purple, Red, Black & Gold
Dance Team	Voodoo Dolls

AFL

TEAM INFORMATION

ORLANDO PREDATORS



TEAM OFFICE

302 S. GRAHAM AVE.
ORLANDO, FL 32803
PHONE: 407-648-4444
FAX: 407-839-4877
WEBSITE: WWW.ORLANDOPREDATORS.COM

FOOTBALL OPERATIONS

Head Coach	Doug Plank
Offensive Coordinator	Chris Siegfried
Offensive/Defensive Line Coach	Kelvin Kinney

ADMINISTRATION

Managing Partner	Brett Bouchy
Chief Operations Officer	Darrell Harbin
Director of Business Operations	Chris Tamburrelli
Director of Corporate Sales	Michelle Tamburrelli
Ticket Manager	Scot O'Farell
Director of Communications	Johanna Kimberley
	407-704-6815
	jkimberley@orlandopredators.com

TEAM FACTS

Arena	Amway Center (15,203)
AFL Season	23rd
Conference	American
Division	South
Colors	Black, Red, White
Dance Team	Prowlers

PHILADELPHIA SOUL



TEAM OFFICE

7 PENN CENTER
1635 MARKET STREET - 17TH FLOOR
PHILADELPHIA, PA 19103
PHONE: 215-253-4900
FAX: 215-253-4933
WEBSITE: WWW.PHILADELPHIASOUL.COM

FOOTBALL OPERATIONS

Head Coach	Clint Dolezel
Assistant Coach	Chris McKinney
Assistant Coach	Steve Criswell
Assistant Coach	Don Malloy
Assistant Line Coach	Hollis Thomas

ADMINISTRATION

Majority Owner	Craig A. Spencer, Ron Jaworski
Ownership Group	Pete Ciarrochi, Cosmo DeNicola, Martin Judge
Vice President/COO	John Adams
General Manager	Tom Goodhines
Director of Operations	Sarah Kalman
VP of Ticket Sales	Joe Krause
Director of Communications	Tom Goodhines
	215-253-4900
	tgoodhines@philadelphiasoul.com

TEAM FACTS

Arena	Wells Fargo Center (17,597)
AFL Season	Eighth
Conference	American
Division	East
Colors	Black, Soul Blue, White
Dance Team	SoulMates

PITTSBURGH POWER



TEAM OFFICE

ONE PPG PLACE, SUITE 2370
PITTSBURGH, PA 15222
PHONE: 412-697-0996
FAX: 412-697-0997
WEBSITE: WWW.PITTSBURGHPOWER.COM

FOOTBALL OPERATIONS

Head Coach	Derek Stingley
Offensive Coordinator	Mike Tomczak
Line Coach	John Sikora
Assistant Coach	Brian Basile
Director of Football Operations	Justin Gould

ADMINISTRATION

Owner	Lance Shaner
CEO	Matt Shaner
Co-Owner	Lynn Swann
President	Peter Hill
CFO	Ben Eltz
COO/General Manager	Michael Gorham
Sr. VP of Marketing	Rob Goodman
	(412) 605-9988
	rgoodman@pittsburghpower.com

TEAM FACTS

Arena	CONSOL Energy Center
AFL Season	Third
Conference	American
Division	Eastern
Colors	Black and Gold
Dance Team	Sparks

TEAM INFORMATION

SAN ANTONIO TALONS



TALONS

TEAM OFFICE

130 E. TRAVIS ST. #525
SAN ANTONIO, TX 78205
PHONE: 855-728-2566

WEBSITE: WWW.SANANTONIOTALONS.COM

FOOTBALL OPERATIONS

Head Coach	Lee Johnson
Offensive Coordinator	Raymond Philyaw
Defensive Backs Coach	Mike Brown

ADMINISTRATION

Owner	David Lynd
President/CEO	Beau Raich
Executive VP/COO	Keith Recine
VP of Corporate Sales/Dir. of Game Operations	Juan Aguilera
Director of Communications	Tacee Walters (956) 206-9608
	twalters@sanantoniotalons.com

TEAMFACTS

Arena	AlamoDome
AFL Season	Second
Conference	National
Division	Western
Colors	Black, Blue, White
Dance Team	Sky Dancers

SPOKANE SHOCK



TEAM OFFICE

3212 NORTH EDEN ROAD, SUITE B
SPOKANE VALLEY, WA 99216
PHONE: 509-242-7462
FAX: 509-926-1075

WEBSITE: WWW.SPOKANESHOCK.COM

FOOTBALL OPERATIONS

Head Coach	Andy Olson
Defensive Coordinator/Line Coach	Travis Crusenberry
Defensive Backs Coach	Stanley Franks

ADMINISTRATION

Majority Owner/CEO	Brady Nelson
Executive Vice President	Tracy Malingo
Vice President of Sales	Kathy Bevan
Director of Ticket Sales	Andrew Dolan
Director of PR/Marketing	Ryan Eucker (509) 954-4041
	reucker@spokaneshock.com

TEAMFACTS

Arena	Spokane Arena (10,775)
AFL Season	Fourth
Conference	National
Division	Western
Colors	Orange, Yellow and Blue
Dance Team	



NET10[®]

WIRELESS



TEAM INFORMATION

TAMPA BAY STORM



TEAM OFFICE

ST. PETE TIMES FORUM
401 CHANNELSIDE DRIVE
TAMPA, FL 33602
PHONE: 888-998BLAZE
FAX: 801-405-8090

WEBSITE: WWW.TAMPABAYSTORM.COM

FOOTBALL OPERATIONS

Head Coach	Dave Ewart
Offensive Coordinator	Lawrence Samuels
Defensive Backs Coach	Doug Kay
Defensive Line Coach	Chris Hovan
VP, Football Operations	Jeff Gooch
Dir. of Player Personnel	Dave Wilson

ADMINISTRATION

Owner/Chairman	Jeff Vinik
C.E.O.	Tod Leiweke
C.O.O.	Steve Griggs
President	Derrick Brooks
VP of Event Production and Entertainment	John Franzone
Media Relations Manager	Ben Sholten
	ben@tampabaystorm.com
	Cell: 631 514-9606

TEAM FACTS

Arena	Tampa Bay Times Forum (19,200)
AFL Season	26th
Conference	American
Division	South
Colors	Blue, Gold, White
Dance Team	Storm Cheerleaders

UTAH BLAZE



TEAM OFFICE

ENERGYSOLUTIONS ARENA
301 WEST SOUTH TEMPLE
SALT LAKE CITY, UT 84101
PHONE: 888-998BLAZE
FAX: 801-405-8090

WEBSITE: WWW.UTBLAZE.COM

FOOTBALL OPERATIONS

Head Coach	Ron James
Offensive Coordinator	Matthew Sauk
Defensive Coordinator	Rob Keeffe
Offensive Line Coach	Ron McBride
Director of Player Personnel	Karl Bates

ADMINISTRATION

Ownership	Logan Hunter, Kim Brown, Isaac Jacobson,
	Justin Hyde, Cody Hyde, Tyler Norton and Ron James
Director of Ticketing	James Farwell
Director of Communications	Mike DiJulio
	miked@utblaze.com
	Cell: 425-894-8625

TEAM FACTS

Arena	EnergySolutions Arena (15,336)
AFL Season	Seventh
Conference	National
Division	Western
Colors	Black, Orange, Silver
Dance Team	Blaze Dancers



NET10[®]
WIRELESS



AFL

SABERZONE



BROADCAST INFORMATION

RADIO AND TELEVISION

KNBR 1050

KNBR is the Bay Area's Sports Leader, and a key member of the Cumulus Media family. With the completion of the Citadel acquisition, Cumulus Media is the largest pure-play radio broadcaster in the United States, and owns or operates more than 570 radio stations in 120 markets and a nationwide radio network serving over 4000 stations. Cumulus Media's headquarters are in Atlanta, Georgia, and its web site is www.cumulus.com

COMCAST SPORTSNET

NBC Sports Regional Networks, part of the NBC Sports Group, consists of 13 local networks that deliver more than 2,400 sporting events annually, along with breaking news and comprehensive analysis, to more than 50 million cable and satellite homes. The NBC Sports Regional Networks are: Comcast SportsNet Bay Area, Comcast SportsNet California, Comcast SportsNet Chicago, Comcast SportsNet Houston, Comcast SportsNet Mid-Atlantic, Comcast SportsNet New England, Comcast SportsNet Northwest, Comcast SportsNet Philadelphia, CSS and SNY. NBC Sports Regional Networks also manages NECN (New England Cable News), the nation's largest regional news network, and The Comcast Network, based in Philadelphia and Washington, which delivers community-oriented programming. For more information, see ComcastSportsNet.com. (Television schedule is tentative; consult local listings at game time for broadcast information.)



CALLING THE ACTION

Returning for his 17th season as the voice of the SaberCats is **Bob Fitzgerald**. Along with his SaberCats' duties, Fitz has been the television voice of the NBA's Golden State Warriors for the last 16 years and is co-host of the mid-day sports talk show 'Fitz and Brooks' on KNBR 680. In addition, Fitz works NFL and major college football games for CBS Radio/Westwood One and called Team USA Men's and Women's basketball at the 2004 and 2012 Summer Olympic Games.

Rich Cellini has been the television voice of the San Francisco Giants' Triple-A affiliate, the Fresno Grizzlies, since 1998. He also broadcasts a variety of basketball and football games in San Francisco and throughout the Central Valley region. Along with his broadcasting duties, Cellini is also a professor at the University of San Francisco.

Former SaberCats All-AFL performer **Steve Papin**, one of the most popular players to ever wear the green and gold, will return for another season of commentary. The holder of several team records, Papin joined the crew in 2006 after a year of sideline reporting.

JB Long enters his first season broadcasting for the SaberCats and is currently a play-by-play broadcaster for the Pac-12 Network. He began his career in the Tampa Bay market and has also has provided content for the MLB Network.

Ray Woodson enters his second year working with the SaberCats and has a plethora of experience as an anchor and host for KNBR in San Francisco.

2013 SABERCATS TELEVISION AND RADIO SCHEDULE

DATE	OPPONENT	TIME (PDT)	RADIO	TV	DATE	OPPONENT	TIME (PDT)	RADIO	TV
SAT. MARCH 23	@ SAN ANTONIO	5:30 p.m.	1050	CSN+	SAT. JUNE 1	@ SPOKANE	7:00 p.m.	1050	CBSSN
FRI. MARCH 29	ORLANDO	7:30 p.m.	1050	CSNBA	SAT. JUNE 8	PITTSBURGH	7:30 p.m.	1050	None
SAT. APRIL 6	@ ARIZONA	5:30 p.m.	1050	CBSSN	SAT. JUNE 15	@ IOWA	5:05 p.m.	1050	CSNBA
FRI. APRIL 19	SPOKANE	7:30 p.m.	1050	None	SAT. JUNE 22	ARIZONA	7:30 p.m.	1050	CBSSN
SAT. APRIL 27	@ NEW ORLEANS	5:00 p.m.	1050	CSN+	SAT. JUNE 29	@ UTAH	6:00 p.m.	1050	CSNBA
SAT. MAY 4	CLEVELAND	7:30 p.m.	1050	None	SAT. JULY 6	SAN ANTONIO	7:30 p.m.	1050	None
SAT. MAY 11	TAMPA BAY	7:30 p.m.	1050	None	SAT. JULY 13	@ PITTSBURGH	4:00 p.m.	1050	CBSSN
SAT. MAY 18	@ JACKSONVILLE	4:00 p.m.	1050	CSN+	SAT. JULY 20	PHILADELPHIA	7:30 p.m.	1050	None
SAT. MAY 25	UTAH	7:30 p.m.	1050	None	SAT. JULY 27	@ CHICAGO	5:00 p.m.	1050	CSNBA

Dates and Times Are Subject to Change

Check Local Listings for exact Comcast channel



HP PAVILION AT SAN JOSE



HP Pavilion at San Jose has been recognized as the biggest success story in the revitalization of downtown San Jose. For more than a decade the facility with its distinctive 10-story glass pyramid entry and unique stainless steel facade has been the place to be and be seen in the Bay Area.

Located in the heart of Silicon Valley, HP Pavilion is an exemplification of the architectural excellence and technological innovation that defines the area.

That statement carries more weight today, especially after the completion of a \$16.5 million renovation over the summer of 2007. The costs were shared by the City of San Jose and HP Pavilion.

Patrons entering HP Pavilion will now enjoy the latest in audio and video technology to enhance their viewing experience. Most noticeable to the eyes is the high resolution LED center hung scoreboard - one of the largest in North America. The middle of the arena bowl features a full-color moving LED fascia display (also known as a ribbon board).

For the ears, there's a new state-of-the-art digital sound system and acoustical improvements. Finally, there were some minor changes to allow for interfacing with high definition telecasts originating from HP Pavilion and an increased rigging capacity for concerts and shows.

Besides the San Jose Sharks, champion teams (such as the three-time ArenaBowl Champion San Jose SaberCats of the Arena Football League and the 1995 Roller Hockey International Champion San Jose Rhinos) and championship events (three NCAA Men's Basketball Western Regional Finals, 2003-07 Pac-10 Women's Basketball Tournament, 1999 NCAA Women's Basketball Final Four and the 2007 Visa Gymnastics Championships) have taken place at HP Pavilion.

In addition, headliners such as Bruce Springsteen, The Rolling Stones, Barbra Streisand, The Three Tenors and Paul McCartney have performed before capacity crowds.

HP Pavilion at San Jose continues to set the standard for sports and entertainment venues worldwide. Pollstar Magazine ranked HP Pavilion as the No. 3 venue in the United States and seventh in the world in terms of non-sports tickets sold during the 2005 calendar year.

"HP Pavilion is San Jose's premiere sports and entertainment venue, drawing hundreds of first class events to San Jose every year," San Jose Mayor Chuck Reed said at the press conference announcing the improvements. "It's an economic engine that brings hundreds of thousands of people to downtown San Jose every year. We want to ensure that it continues to thrive in that role for the foreseeable future.

"The staff at HP Pavilion at San Jose takes great pride not only in providing world-class entertainment to our fan base, but also in maintaining a state-of-the-art venue that the people of San Jose can take pride in," Silicon Valley Sports and Entertainment President and Chief Executive Officer Greg Jamison said. "The enhancements will not only improve the quality of the fan experience, but it will also get the building to the standards that have become customary in entertainment facilities today."

INSIDE THE IMPROVEMENTS CENTER HUNG SCOREBOARD

The new high resolution display is 18x24 feet and provides a 16x9 video image ratio used in High Definition television displays. The old analog video display was 9x12 feet.

LED FASCIA DISPLAY

This full-color, moving LED display (also known as a ribbon board) provides a very dramatic visual experience for guests.

The display allows HP Pavilion to provide flexible programming for events such as the NCAA Championships that require specific guidelines.

SEATING AREA SOUND SYSTEM

The new sound system uses state-of-the-art digital equipment and incorporates outward facing speaker clusters as opposed to distributed speaker placement.

Guests will notice a clearer, more audible sound quality as sound will be generated from the center of HP Pavilion, as opposed to all around the building.

RIGGING CAPACITY UPGRADE

The capacity was increased from 75,000 to 150-200,000 pounds.

Concerts and in-arena events now utilize standard loads of 60-80,000 pounds and larger shows run 125-150,000 pounds. When HP Pavilion opened in 1993, a standard show load was 40,000 pounds and large shows had an average load of 60-80,000 pounds.

HD VIDEO EQUIPMENT UPGRADE

More sporting events are now being televised in HD, as opposed to analog.

The upgrade insures reliability and interfacing with the new center hung scoreboard, LED systems, TV trucks and the new HP HD televisions within HP Pavilion.

HISTORY AT HP PAVILION

THE SABERCATS RECORD AT HP PAVILION

The SaberCats hold a distinct advantage when it comes to playing at HP Pavilion. Over their history, the SaberCats have compiled a 83-29 (.741) regular season record and are 13-4 (.765) in the postseason for a combined 96-33 (.744) ledger. Under Owner/Head Coach Darren Arbet the SaberCats own a 69-16 (.812) regular season record and are 14-3 (.823) in postseason games at HP Pavilion. San Jose has held three regular season home win streaks of 10 games or more in recent history and had a 14-game regular season winning streak that stretched from June 16, 2001 to April 11, 2003. Included in that run were four playoff wins that stretched the team's overall win streak to 18 games. From April 19, 2003 to May 30, 2004, the SaberCats strung ten consecutive regular season wins together and twice the team has gone an entire season without losing a home game. In 2002, when the SaberCats captured their first ArenaBowl title, they were a perfect 7-0 during the regular season and 3-0 in the playoffs, including a resounding 52-14 win before a sellout crowd of 16,942 in ArenaBowl XVI on August 18, 2002.

ALL-TIME HOME ATTENDANCE

RANK	TOP ATTENDED GAMES			YEARLY ATTENDANCE FIGURES			
	ATTENDANCE	OPPONENT	DATE	YEAR	GAMES	ATTENDANCE	AVERAGE
1.	16,942	ARIZONA (AB XVI)	8/18/02	1995*	7 GAMES	98,664	14,095
2.	16,221	LAS VEGAS	2/5/05	1996	7 GAMES	106,275	15,182
3.	15,604	COLORADO	2/22/03	1997	7 GAMES	101,595	14,514
	15,604	BUFFALO	7/22/00	1998	7 GAMES	100,811	14,402
5.	15,569	ARIZONA	8/6/95	1999	7 GAMES	98,246	14,035
6.	15,561	ALBANY	5/10/96	2000**	9 GAMES	122,506	13,612
7.	15,470	ORLANDO	5/24/96	2001*	8 GAMES	112,145	14,018
8.	15,407	LOS ANGELES	5/17/03	2002**	10 GAMES	137,934	13,793
9.	15,276	HOUSTON	7/21/01	2003**	10 GAMES	131,592	13,159
10.	15,248	TAMPA BAY	8/2/97	2004**	10 GAMES	128,401	12,840
11.	15,193	GRAND RAPIDOS	2/28/04	2005	8 GAMES	109,752	13,719
12.	15,195	MEMPHIS	6/28/96	2006**	10 GAMES	127,867	12,787
13.	15,130	ST. LOUIS	6/14/96	2007**	10 GAMES	131,786	13,178
14.	15,109	ARIZONA	8/2/96	2008**	10 GAMES	130,520	13,052
15.	15,108	MILWAUKEE	7/31/99	2011	9 GAMES	84,963	9,440
				2012	9 GAMES	91,141	10,126

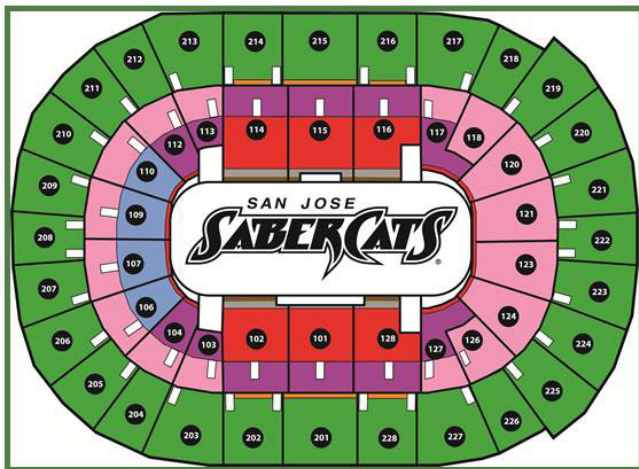
*NUMBER OF PLAYOFF GAMES



'CATS IN THE COMMUNITY

The San Jose SaberCats organization continues to be a major player in the Bay Area community. Whether it is through donations made through the SaberCats ticket donation program to various non-profit organizations throughout the year or on-site visits made by players and staff members from the three-time ArenaBowl champions or SaberKittens, the organization maintains an active relationship with the community in which they serve. Appearances are routinely made during the season for local schools, youth organizations, career days, civic groups, and youth athletic clubs by members of the SaberCats organization. If you have an event you would like the SaberCats to participate in or have an idea for a community event, please visit the community page at www.thesanjosesarbercats.com. SaberCats appearance request forms are online at the SaberKittens page on the team's official website.





Season Tickets	Season Per Game Price	Single Game Ticket
\$680	\$80	\$82
552.50	65	67
425	50	52
170	20	22
153	18	20
144.50	17	19
102	12	14
85	10	12

2013 GROUP TICKET PRICES

# of Tickets			
15-34	35-49	50-99	100+
\$20	\$19	\$18	\$17
\$17	\$16	\$15	\$14
\$12	\$11	\$10	\$9
\$10	\$9	\$8	\$7



AT SAN JOSE



SEASON TICKET HOLDER BENEFITS

As a SaberCats season ticket holder you get to experience the exciting indoor action of the three-time champion SaberCats first hand this season. For an affordable price you get the best seats in the house for every home game, receive a 15% discount on SaberCats merchandise, an invitation to the annual Meet the Team party, a unique collector's pin, the opportunity to purchase additional seats for family or friends with no service charge, a personal account

executive to handle all your ticket needs, plus you save an additional \$2 on each single-game ticket. Don't miss out on a chance to experience all the heart-pumping action on the SaberCats. No other Bay Area sport provides this full entertainment package at such an affordable price.

GROUP TICKETS AND PACKAGES

Group tickets are a fun, easy and an inexpensive way for your friends, family and co-workers to experience the excitement of SaberCats Arena Football. Home games are perfect for client entertainment, boosting employee morale and productivity, building team chemistry, and birthday celebrations. There are three different discount levels available and each includes a SaberPack for your group. Catch all the San Jose SaberCats action this season and get your group or season tickets today.

- *Group rates are for 15-35 members.
- *Groups of 35 or more receive a discount of \$1 off game ticket price
- *Group of 75 or more receive a discount of \$2 off game ticket price.

INDIVIDUAL GAME TICKETS

Individual game tickets range from \$12 to \$82 and are available by calling your local Ticketmaster outlet, online at ticketmaster.com

or by visiting the walk-up windows at the HP Pavilion at San Jose ticket office.



WWW.THESANJOSESABERCATS.COM