

QUAD CITIES RIVER BANDITS

2013 RECORD & INFORMATION GUIDE



1993-1998



Quad-City Times www.qctimes.com

MODER WOODMEN PARK



Billy Weyer

Quad City River Bandits, P

Richard Hidalgo

Quad City River Bandits, OF

Touching lives. Securing futures.®

Let's talk.

We can help you
plan for life.

Life insurance
Retirement planning
Financial services

Table of Contents



2013 *Media & Information Guide*

FRONT OFFICE STAFF DIRECTORY	2
GENERAL TEAM INFORMATION	3-6
About the Name and Logos	4-5
Modern Woodmen Park	6
2013 QUAD CITIES RIVER BANDITS	7-27
Coaching Staff Profiles.....	8-10
Player Biographies.....	11-27
2012 SEASON IN REVIEW	29-38
Game Results.....	30-31
River Bandits 2012 Statistics	32-34
River Bandits 2012 Transactions.....	35-37
Awards	38
BANDITS RECORD BOOK	39-74
Year-by-Year Finishes.....	40-41
Managerial Records	42
Year-by-Year Attendance.....	43
Year-by-Year Team Statistics & Leaders	44-47
Single-Season Records	48-51
Career Records	52-53
No-Hitters & Awards.....	54
Postseason All-Stars	55
Bandits All-Time Roster: 1960-2012	56-62
Bandits Major Leaguers: 1960-2012	63-68
Davenport All-Time Roster: 1879-1958	69-71
Davenport Major Leaguers: 1879-1958	72-74
MIDWEST LEAGUE	75-98
Midwest League Information.....	76
2012 Midwest League Review	77-81
2013 River Bandits Opponents	82-96
HOUSTON ASTROS ORGANIZATION	99-117
Major League Front Office	100
40-Man Roster	101
Houston Astros 2012 Statistics & Draft Picks.....	102-103
Houston Astros Minor League Affiliates.....	104-117
MEDIA INFORMATION	118-120

The 2013 Quad Cities River Bandits Media & Information Guide is a publication of the Quad Cities River Bandits Media Relations Department. All information is current as of March 15, 2013.

This publication was researched and written by Marco LaNave and Matt Bierl of the Quad Cities River Bandits Media Relations Department. Layout, design, and editing by Marco LaNave, Matt Bierl and Andrew Chesser based on template created by Jon Laaser.

Statistical information provided in part by Major League Baseball Advanced Media (MLBAM), 75 Ninth Avenue, 5th Floor, New York, NY 10011.

Printed by One-Step Printing, 1704 N. Harrison St., Davenport, IA & 52803.

Further information on the 2013 Quad Cities River Bandits is available through the River Bandits Media Relations Department by calling (563) 333-2727 or by visiting www.riverbandits.com.



River Bandits Front Office

Team Information



Modern Woodmen Park
 209 S. Gaines St.
 Davenport, IA 52802
Office: (563) 324-3000
Tickets: (563) 3-BANDIT
Media: (563) 333-2727
Fax: (563) 324-3109
www.riverbandits.com

River Bandits

FRONT OFFICE

Ownership	Main Street Iowa, LLC
Managing Member	Dave Heller
General Manager.....	Harold Crow
Executive Director of Modern Woodmen Park	Stefanie Brown
Vice President of Sales.....	Shawn Brown
Assistant General Manager.....	Andrew Chesser
Business Manager	Steve Eckert
Director of Client Relations and Events.....	Andrea Nolan
Director of Community Relations and Merchandise.....	Brittany Carter
Director of Marketing and Promotions.....	Shane Huff
Director of Media Relations	Marco LaNave
Director of Stadium Operations	Elliott Sweitzer
Box Office Manager	Andrea Williams
Production Manager	Stacy Issen
Special Events Manager	Shauna Learn
Account Executive	Amanda Henzen
Account Executive	Ryan Wright
Box Office Intern.....	Ashlee Christensen
Community Relations Intern.....	Ashley Sorensen
Group Sales Intern	James Konrath
Marketing and Promotions Intern	Stewart Kraintz
Media Relations Intern.....	Matt Bierl
Merchandise Intern	Andrew Breyer
Production Intern	Branden Paulun
Special Events Intern.....	Amy Turvey
Stadium Operations Intern	Jason Glatz

Review

Record Book

FOOD & BEVERAGE TEAM

Director of Food & Beverage	Patrick Glackin
Executive Chef/Director of Catering	Chad Ramenda

Midwest League

FIELD STAFF

Manager.....	Omar Lopez
Pitching Coach	Dave Borkowski
Hitting Coach	Joel Chimelis
Athletic Trainer.....	Steve Miller
Development Specialist.....	Vince Coleman

Houston Astros

TEAM PERSONNEL

Team Orthopedic Doctors.....	ORA Orthopedics
Public Address Announcer.....	Scott Werling

TEAM INFORMATION

Year Established.....	1879
Major League Affiliation	Houston Astros (2013)
Team Colors.....	Quad Cities River Bandit Red, Gold, Black

BALLPARK FACTS

Capacity	7,140
Total Attendance (2012)	240,008
Attendance Avg. (2012)	3,582
All-Time Attendance	7,110,879
Attendance Avg. (1960-2012).....	2,051
Season High Attendance	260,471 (1994)
Wall Dimensions.....	LF - 343, LC - 383, CF - 400, RC - 370, RF - 318
Number of Suites.....	20

Media

Team

Information



RIVER
Bandits
TM



About the Name and Logos

Team Information

On December 13, 2007, a new era in Quad Cities baseball began. The Midwest League franchise that had been known as the Swing of the Quad Cities for the previous four seasons announced the overwhelming results of a Name the Team contest, once again giving baseball in the Quad Cities the name the community has come to love: **River Bandits**.

River Bandits

The club was originally known as the River Bandits from 1992-2003, a period that in many ways was a golden age for baseball in the Quad Cities. The River Bandits set an attendance record in their first season in 1992, and then broke that mark again in 1994. The River Bandits picked up right where they left off after returning for the 2008 season, overcoming two significant floods to draw more than 207,000 fans for a 56 percent increase in per-game attendance. In 2012, the River Bandits welcomed 240,008 fans - more than 3,500 fans per game - for their fifth-highest attendance in franchise history and highest mark since 1995.

Review

The reintroduction of the River Bandits brand in the Quad Cities came with a revised set of marks and logos. The primary logo features a black and gray raccoon donning a fedora and wearing a red bandana over his mouth while holding a baseball. Behind the raccoon is an image of Centennial Bridge outlined in gold, sitting above the text, "Quad Cities River Bandits." On the opposite page you can see all of the marks and logos that represent the new Quad Cities River Bandits.

Record Book

Midwest League

Houston Astros

Media

Quad Cities Team Nicknames Over The Years.....


Year	Name	League Association
1879	Davenport Brown Stockings	Northwestern League
Mid-1888	Davenport Onion Weeders	Western Association
1888-Mid-1889	Davenport Hawkeyes	Central Interstate League
1891	Davenport Pilgrims	Illinois-Iowa League
1901	Davenport River Rats	Illinois-Indiana-Iowa League (D)
1902-1904	Davenport River Rats	Illinois-Indiana-Iowa League (B)
1905	Davenport Riversides	Illinois-Indiana-Iowa League (B)
1906	Davenport Knickerbockers	Illinois-Indiana-Iowa League (B)
1909-1912	Davenport Prodigals	Illinois-Indiana-Iowa League (B)
1913-1916	Davenport Blue Sox	Illinois-Indiana-Iowa League (B)
1929-1932	Davenport Blue Sox	Mississippi Valley League (D)
1933	Davenport Blue Sox	Mississippi Valley League (B)
1934-1937	Davenport Blue Sox	Western League (A)
1946-1947	Davenport Cubs	Illinois-Indiana-Iowa League (B)
1948-1949	Davenport Pirates	Illinois-Indiana-Iowa League (B)
1950	Davenport Quads	Illinois-Indiana-Iowa League (B)
1951-1952	Davenport Tigers	Illinois-Indiana-Iowa League (B)
1957-1958	Davenport DavSox	Illinois-Indiana-Iowa League (B)
1960-1961	Quad City Braves	Midwest League (D)
1962	Quad City Angels	Midwest League (D)
1963-1978	Quad City Angels	Midwest League (A)
1979-1984	Quad City Cubs	Midwest League (A)
1985-1991	Quad City Angels	Midwest League (A)
1992-2003	Quad City River Bandits	Midwest League (A)
2004-2007	Swing of the Quad Cities	Midwest League (A)
2008-	Quad Cities River Bandits	Midwest League (A)

About the Name and Logos



The River Bandits' primary logo.

The River Bandits' home cap logo.



The River Bandits' road cap logo.

The River Bandits' first alternate logo, which is a modernized version of the original logo from 1992-2003. This mark is featured on Quad Cities' alternate caps and uniforms.



The River Bandits' second alternate logo, which is featured on Quad Cities' batting practice cap and uniforms.

Team Information

River Bandits

Review

Record Book


Midwest League

Houston Astros

Media



Modern Woodmen Park



Team Information

River Bandits

Review

Record Book

Midwest League

Houston Astros

Media

Modern Woodmen Park, which opened in 1931 as Davenport Municipal Stadium and was previously known as John O'Donnell Stadium, is the oldest stadium used continuously by a current Minor League Baseball team for more than 50 years. The current Midwest League franchise has played in it continuously since 1960.

Municipal Stadium, as it was originally called, opened along the Davenport riverfront on May 26, 1931 to an opening-day crowd of 3,000. It has served as the home of baseball in the Quad Cities ever since.

The stadium had undergone precious little change until 1971 when it was renamed John O'Donnell Stadium, in honor of the Davenport Times-Democrat sports editor whose role in area athletics spanned four decades. In 1989 it received a \$4.5 million dollar facelift, including the installation of box seats.

But in August of 2002, plans for a full-scale renovation were unveiled to usher Quad Cities baseball into the 21st century. Expansions included 20 climate-controlled luxury suites, home and road clubhouses, batting cages, two picnic areas, two team stores, the Mediacom Sports Lounge, and a video scoreboard. Although many things changed, two things that remain from the original stadium are the classic brick facade and, of course, one of the most stunning views in all of professional sports: the Mighty Mississippi River flowing beneath the breathtaking Centennial Bridge.

In December of 2007, the ballpark received another new name. As Main Street Iowa took over ownership of the club and rebranded it as the Quad Cities River Bandits once again, the organization announced a 10-year naming rights partnership with Modern Woodmen of America that redubbed the facility Modern Woodmen Park. This partnership was supplemented by a series of new additions to the ballpark as the 2008 season progressed, including the Jumer's Casino Rock Island Hot Tub Deck, the Tiki Bar, Lounge, and Bed, and a corn field.

In 2011, the River Bandits and the City of Davenport last summer unveiled some of the most impressive enhancements to Modern Woodmen Park yet. A brand new, state of the art, high definition 20' x 35' video board went live on June 7, and the newly enclosed glass Sky Deck on the suite level of Modern Woodmen Park was completed last August.

During the 2012 season, a pair of misting stations were installed by the City of Davenport and the River Bandits, to help fans cool off during the hot summer months.

Those improvements, in addition to new flood protection, a new front plaza, and a new parking lot directly across the street from the ballpark, are quickly making Modern Woodmen Park one of the premier facilities in all of Minor League Baseball.

"The integration of the old with the new makes Modern Woodmen Park one of the nicest ballparks in the minors."
~ Ballpark Digest

"One of the finer ballparks for fans in all of the minors."
~St. Louis Post-Dispatch

2013

River Bandits



RIVER
BANDITS

TM



Bandits Coaching Staff

Team Information

**OMAR
LOPEZ**
MANAGER



River Bandits

Omar Lopez will begin his sixth season as a manager in the Astros organization when he leads the River Bandits for the first time on Opening Day April 4. Lopez, 36, managed the rookie-level Greeneville Astros in the Appalachian League the last two seasons, the Gulf Coast League Astros in 2009 and 2010, and the Venezuelan Summer League Astros in 2008. Prior to managing, Lopez served as a hitting and infield instructor in the Astros Venezuelan program and as a scout for the organization from 1999 to 2007. He was the Astros International Man of the Year in 2005 and Player Development Man of the Year in 2010. A native of Valencia, Venezuela, Lopez was an infielder for three seasons in the minor league systems of the Chicago White Sox (1996-97) and Arizona Diamondbacks (1998). He played two seasons for the rookie-level Bristol White Sox and his final season with the South Bend Silver Hawks of the Midwest League.

Review

Lopez becomes the 34th manager for the Quad Cities franchise since it joined the Midwest League in 1960. He is the fifth to manage an Astros affiliate in the Quad Cities, following Steve Dillard (1993-94), Jim Pankovits (1995-1996), Manny Acta (1997) and Mike Rojas (1998). Acta was a major league manager the past six seasons for the Washington Nationals and Cleveland Indians, while Rojas is the bullpen coach of the defending American League Champion Detroit Tigers.

Record Book

Midwest League

Houston Astros

Media

LOPEZ'S MANAGERIAL RECORD

Year	Club	League	Won	Lost	PCT.	Place
2009	GCL Astros (R)	Gulf Coast League	18	38	.321	5th, GCL East
2010	GCL Astros (R)	Gulf Coast League	20	38	.357	5th, GCL East
2011	Greeneville (R)	Appalachian	25	43	.397	4th, AL West
2012	Greeneville (R)	Appalachian	36	32	.529	3rd, AL West
Total			99	149	.399	

Bandits Coaching Staff



Joel Chimelis will serve his eighth consecutive season as a hitting coach in the Astros organization and 10th overall as a minor league coach following a 14-season professional career. Chimelis, 45, previously coached in the Astros organization with short-season Class-A Tri-City (2006-10), Class-A Lexington (2011) and Double-A Corpus Christi (2012). He spent 2004 and 2005 with the Savannah Sand Gnats of the Washington Nationals (Montreal Expos in 2004) organization.

Chimelis was drafted by the Oakland Athletics in the 11th round of the 1988 Major League draft. He was a minor league infielder in the Athletics (1988-1991), San Francisco Giants (1991-1995) and New York Mets (1996) organizations. He was called up to the Giants major league roster in 1995 but did not appear in a game. Chimelis also played in Canada, Mexico, Puerto Rico, Taiwan and Korea.

Born in Brooklyn, N.Y., Chimelis played baseball at Howard Junior College in Big Spring, Texas, and was a member of the 1988 University of Texas squad. He was named to the 1988 NCAA Central Region team with the Longhorns.



Former major league pitcher Dave Borkowski will serve as the River Bandits pitching coach this season, which will be his fourth as a coach in the Astros organization following 15 seasons (1995-2009) as a professional pitcher.

Borkowski, 35, compiled a 13-20 record with a 5.87 ERA in 181 major league games over seven seasons with Detroit (1999-2001), Baltimore (2004) and Houston (2006-08). Borkowski appeared in 181 Major League games (21 starts) and was 13-20 with one save and a 5.87 ERA in seven combined seasons with Detroit (1999-2001), Baltimore (2004), and Houston (2006-08). His first professional season was in 1995 after being selected in the 11th round of the June 1995 draft by Detroit. Borkowski recorded a career-high five wins with Houston in 2007, finishing 5-3 with a 5.15 ERA. He pitched in 264 career minor league games and was 79-70 with a 3.85 ERA and six saves. He pitched in the Midwest League for the 1997 West Michigan Whitecaps.

Borkowski coached the pitching staff of Class-A Lexington in the South Atlantic League in 2011 and 2012, and he was the pitching coach of rookie-level Greeneville in 2010.

Team Information

River Bandits

Review

Record Book

Midwest League

Houston Astros

Media



Bandits Coaching Staff

Team Information

**VINCE
COLEMAN**

OUTFIELD/BASERUNNING COACH



Former major leaguer Vince Coleman will be a development specialist focused on outfield and baserunning. He will be with the club for homestands and also be a scout and roving instructor within the Astros organization.

A native of Jacksonville, Fla., Coleman played 13 seasons for the St. Louis Cardinals (1985-90), New York Mets (1991-93), Kansas City Royals (1994-95), Seattle Mariners (1995), Cincinnati Reds (1996) and Detroit Tigers (1997). Coleman was the National League Rookie of the Year in 1985 and led the league in stolen bases in each of his first six seasons. His 752 career stolen bases are sixth-most all-time and the most by any player of 13 or fewer seasons. He is the only player to steal 100 bases in three consecutive seasons (1985-87).

Coleman was a minor league instructor with the Chicago Cubs in 2004.

Review

**STEVE
MILLER**

ATHLETIC TRAINER



Steve Miller enters his second season as a trainer in the Astros organization after spending 2012 with the Gulf Coast League Astros. Previously, Miller served as the Triple-A New Orleans head athletic trainer in the Marlins system for six seasons. This season marks Miller's 14th in baseball, as he also spent time with Carolina (2004), Class-A Greensboro (2003) and Kane County (2002) in the Midwest League.

Miller began his career with the Marlins' Class A Jupiter in 2000 and spent the following year with the Gulf Coast League Expos. He was named head athletic trainer for the 2010 Pacific Coast League All-Star Game.

Miller received a bachelor's degree in athletic training from Southern Illinois University in 1997 and a master's degree in kinesiology from the University of Nevada-Las Vegas in 2000.

Record Book

Midwest League

**JULIO
DIAZ BERRIOS**

STRENGTH COACH



Julio Diaz Berrios begins his first season with the Astros as the strength and conditioning coach of the River Bandits. Diaz Berrios' athletic training resume includes Baseball COLICEBA (PR), the Handball Federation of Puerto Rico and the men's baseball and volleyball teams at the University of Puerto Rico. He received his bachelor of science degree in athletic therapy from the University of Puerto Rico, and is also bilingual.

Houston Astros

Media


2013 Position Players



JEAN CARLOS BATISTA

INFIELDER

Birthdate: November 15, 1991
Birthplace: Los Mulos, La Romana, DR
Opening Day Age: 21
Ht: 6-2 **Wt:** 181 **B/T:** Switch/Right
Hometown: La Romana, DR
College: N/A
Status: Signed by Astros as a non-drafted free agent on Nov. 25, 2010.



Team Information

River Bandits

2012

Began the season with advanced rookie Greenville ... posted a career-high 5 hits against Johnson City on June 21, going 5-for-6 with an RBI ... boasted a 17-game hit streak from July 15-Aug. 1, compiling a .397 average (27-for-68) during the span ... Greenville Offensive Player of the Month for July, posting a .313 (31-for-99) batting average with three homers and 15 RBI in 27 games ... prior to his promotion to Tri-City (Short Season Single-A) on Aug. 15, he led the Appalachian League in hits (63), doubles (19) and total bases (104) and was second with 27 extra-base hits ... played all four infield spots last season, but saw the most action at first base despite not having played there in 2011 ... Appalachian League Postseason All-Star.

2011

Made his pro debut with the GCL Astros (Rookie), and was promoted to Greenville on Aug. 12 ... combined to hit .265 (50-for-189) with three homers and 29 RBI in 50 games between GCL Astros and Greenville.

Career Notes

Is a career .308 (40-for-130) hitter with 60 RBI when runners are in scoring position.

Year	Team	LG	Level	ORG	AVG	G	AB	R	H	2B	3B	HR	RBI	BB	IBB	SO	SB	CS	OBP	SLG	OPS	SF	SAC	HBP	GIDP	TPA
2011	GCL Astros	GCL	R	HOU	.243	38	144	18	35	7	3	1	18	6	0	25	6	1	.270	.354	.624	2	1	0	4	153
	Greenville	APP	R	HOU	.333	12	45	6	15	2	0	2	11	1	0	13	0	1	.348	.533	.881	0	0	0	2	46
2012	Greenville	APP	R	HOU	.321	51	196	30	63	19	2	6	36	7	2	31	6	2	.345	.531	.876	2	1	1	3	207
	Tri-City	NYP	A-SS	HOU	.306	12	49	7	15	4	0	0	3	0	0	12	2	1	.300	.388	.688	1	1	0	1	51
Minor League Totals					.295	113	434	61	128	33	5	9	68	14	2	81	14	5	.315	.456	.771	5	3	1	10	457

Review

Record Book

BRIAN BLASIK

INFIELDER

Birthdate: March 15, 1990
Birthplace: Dayton, Ohio
Opening Day Age: 23
Ht: 5-11 **Wt:** 180 **B/T:** Right/Right
Hometown: Kettering, Ohio
College: University of Dayton (Ohio)
Status: Signed by Astros as a non-drafted free agent on June 10, 2012.



Midwest League

Houston Astros

2012

Joined Greenville (Advanced Rookie) for his pro debut on June 19, after finishing his senior season at the University of Dayton (UD) ... named Greenville's Offensive and Defensive Player of the Month for August, and also was awarded the defensive honor for the month of July ... hit .421 (45-for-107) with 43 RBI with runners on base and .431 (280-for-65) with 39 RBI with runners in scoring position ... finished among the top five in the Appalachian League with 69 hits (T-3rd) and a .318 average (5th) ... Appalachian League Postseason All-Star ... awarded Greenville's (Advanced Rookie) MVP.

Career Notes

Helped the Dayton Flyers make their first-ever appearance in the NCAA Regionals after the team won the Atlantic 10 regular season and tournament titles in 2012 ... is the first Louisville Slugger All-American in UD history, after being named to the third team by *Collegiate Baseball* in 2012 ... his .348 career batting average ranks third in school history, while he holds UD's records in career (65) and single-season (36) steals.

Year	Team	LG	Level	ORG	AVG	G	AB	R	H	2B	3B	HR	RBI	BB	IBB	SO	SB	CS	OBP	SLG	OPS	SF	SAC	HBP	GIDP	TPA
2012	Greenville	APP	R	HOU	.318	55	217	29	69	14	3	1	43	11	0	25	6	1	.346	.424	.770	5	5	1	8	239
Minor League Totals					.318	55	217	29	69	14	3	1	43	11	0	25	6	1	.346	.424	.770	5	5	1	8	239

Media



2013 Position Players

Team Information

CARLOS
CORREA
INFILDER

Birthdate: September 22, 1994
Birthplace: Ponce, PR
Opening Day Age: 18
Ht: 6-4 **Wt:** 190 **B/T:** Right/Right
Hometown: Santa Isabel, PR
College: N/A
Status: Selected by Astros in the first round (first overall) of the June 2012 draft.



River Bandits

2013

Rated the No. 1 prospect, 'Best Power Hitter', 'Best Defensive Infielder' and 'Best Infield Arm' in the Astros farm system by *Baseball America* ... ranked the No. 30 prospect overall and No. 5 shortstop prospect in baseball by MLB.com ... ranked No. 24 prospect in baseball by ESPN.com.

2012

The first player from Puerto Rico to be selected with the No. 1 overall pick in the MLB draft ... *Baseball America* rated him the Best Power Hitter in the Astros draft class and tied for Best Defensive Player with OF Andrew Aplin ... made his pro debut with the GCL Astros (Rookie) on June 18 ... named the GCL Astros Defensive Player of the Month for July... promoted to Greenville (Advanced Rookie) on Aug. 11 ... reached base safely in his first 10 games with Greenville ... hit .204 (10-for-49) in 23 games with the Gigantes de Carolina of the Puerto Rican Winter League

Career Notes

The Puerto Rico Baseball Academy class of 2012 valedictorian with a 4.0 grade-point average ... scored a 1560 on his SAT ... recruited by Florida, Florida State, Miami, Stanford and Texas for baseball... accepted a scholarship to the University of Miami, but withdrew his commitment to sign with the Astros.

Review

Record Book

Year	Team	LG	Level	ORG	AVG	G	AB	R	H	2B	3B	HR	RBI	BB	IBB	SO	SB	CS	OBP	SLG	OPS	SF	SAC	HBP	GIDP	TPA
2012	GCL Astros	GCL	R	HOU	.232	39	155	23	36	11	1	2	9	7	0	36	5	1	.270	.355	.625	0	0	1	1	163
	Greenville	APP	R	HOU	.371	11	35	5	13	3	1	1	3	5	1	8	1	0	.450	.600	1.050	0	1	0	0	41
Minor League Totals					.258	50	190	28	49	14	2	3	12	12	1	44	6	1	.305	.400	.705	0	1	1	1	204

Midwest League

CHASE
DAVIDSON
INFILDER

Birthdate: January 14, 1990
Birthplace: Atlanta, Ga.
Opening Day Age: 23
Ht: 6-5 **Wt:** 238 **B/T:** Left/Right
Hometown: Alpharetta, Ga.
College: University of Georgia
Status: Selected by Astros in the 41st round of the June 2011 draft.



Houston Astros

2012

Appeared as a designated hitter in all nine games with short season Class-A Tri-City.

2011

Led the Appalachian League in OPS (1.072) and finished second in slugging (.646) while at advanced rookie Greenville ... named an Appalachian League Postseason All-Star.

Career Notes

Selected by the Astros in the third round of the 2008 draft out of high school, but elected to attend the University of Georgia ... Hit .241 with 11 home runs and 58 RBI in 130 collegiate games as a Bulldog.

Media


Year	Team	LG	Level	ORG	AVG	G	AB	R	H	2B	3B	HR	RBI	BB	IBB	SO	SB	CS	OBP	SLG	OPS	SF	SAC	HBP	GIDP	TPA
2011	Greenville	APP	R	HOU	.335	43	161	33	54	13	2	11	44	24	0	51	8	1	.426	.646	1.072	1	0	2	1	189
	Tri-City	NYP	A-SS	HOU	.000	1	4	0	0	0	0	0	0	0	0	2	0	0	.000	.000	.000	0	0	0	0	4
2012	Tri-City	NYP	A-SS	HOU	.156	9	32	4	5	1	0	1	5	3	0	9	1	0	.229	.281	.510	0	0	0	1	35
Minor League Totals					.299	53	197	37	59	14	2	12	49	27	0	62	9	1	.388	.574	.961	1	0	2	2	228

2013 Position Players



JUSTIN GOMINSKY
OUTFIELDER

Birthdate: August 26, 1989
Birthplace: Minneapolis, Minn.
Opening Day Age: 23 (Turns 24 on Aug. 26)
Ht: 6-4 **Wt:** 183 **B/T:** Right/Right
Hometown: Woodbury, Minn.
College: University of Minnesota
Status: Selected by Astros in the 11th round of the June 2011 draft.



Team Information

2012

Began the season with Class-A Lexington ... was assigned to short season Class-A Tri-City June 21 before returning to Lexington on June 28 ... earned Lexington Defensive Player of the Month honors for July ... combined to hit .237 (83-for-350) with two homers, 50 RBI and 13 stolen bases in 99 games between Tri-City and Lexington.

2011

Spent all of the 2011 campaign with the ValleyCats ... hit .270 (38-for-101) in 36 games during June and July ... batted second in the order for every game, except 12 ... boasted a .353 (12-for-34) average in nine games in the leadoff slot ... named a New York-Penn League Midseason All-Star.

Career Notes

Led the Minnesota Gophers with three triples and eight stolen bases, while finishing second on the squad in hitting (.307) and runs scored (30) in 2011 ... missed most of the 2010 season with a knee injury ... was named to the Big Ten All-Freshmen Team, The Collegiate Baseball Magazine Freshmen All-America team and the NCAA Regional All-Tournament team as a freshman in 2009 ... played with current Astros minor league OF Mike Kvasnicka at Minnesota.

Year	Team	LG	Level	ORG	AVG	G	AB	R	H	2B	3B	HR	RBI	BB	IBB	SO	SB	CS	OBP	SLG	OPS	SF	SAC	HBP	GDP	TPA
2011	Tri-City	NYP	A-SS	HOU	.237	60	232	35	55	9	0	0	18	22	0	42	12	7	.311	.276	.587	0	5	2	9	262
2012	Tri-City	BYP	A-SS	HOU	.167	5	18	1	3	1	0	0	4	0	0	3	0	0	.167	.222	.389	0	0	0	1	18
	Lexington	SAL	A	HOU	.241	94	332	37	80	15	1	2	36	34	1	69	13	4	.318	.310	.628	3	7	5	5	381
Minor League Totals					.237	159	582	73	138	25	1	2	58	56	1	114	25	11	.311	.294	.605	3	12	7	15	661


River Bandits

Review

Record Book

DANIEL GULBRANSEN
OUTFIELDER

Birthdate: January 5, 1991
Birthplace: Appleton, Wis.
Opening Day Age: 22
Ht: 5-11 **Wt:** 205 **B/T:** Left/Left
Hometown: Jacksonville, Fla.
College: Jacksonville University (Fla.)
Status: Selected by Astros in the 16th round of the June 2012 draft.



Midwest League

Houston Astros

2012

Spent the season with short season Class-A Tri-City ... hit .344 (11-for-32) with three doubles, one triple, one home run and 12 RBI in his first 10 games ... had at least 10 at-bats in seven different spots in the batting order, but hit .323 (10-for-31) with one homer and 9 RBI in nine games in the clean-up role.

Career Notes

Ranked second on the Dolphins with a .324 batting average, 67 hits, one triple, six homers and 33 RBI en route to his third straight selection to first team All-Conference in 2012 as a junior ... finished second in the Atlantic-Sun Conference in hitting (.370), doubles (18), triples (2), RBI (52) and slugging percentage (.546), earning first team All-Conference and earned All-South Region honors from the American Baseball Coaches Association as a sophomore in 2011 ... awarded A-Sun "Freshman of the Year," while also earning first team All-Conference and All-Freshmen honors during his freshman year.

Year	Team	LG	Level	ORG	AVG	G	AB	R	H	2B	3B	HR	RBI	BB	IBB	SO	SB	CS	OBP	SLG	OPS	SF	SAC	HBP	GDP	TPA
2012	Tri-City	NYP	A-SS	HOU	.218	58	206	31	45	8	1	6	37	26	0	41	7	0	.317	.354	.671	3	2	5	5	242
Minor League Totals					.218	58	206	31	45	8	1	6	37	26	0	41	7	0	.317	.354	.671	3	2	5	5	242

Media



2013 Position Players

Team Information

TEOSCAR
HERNANDEZ
OUTFIELDER

Birthdate: October 15, 1992
Birthplace: Cotui, DR
Opening Day Age: 20
Ht: 6-2 **Wt:** 180 **B/T:** Right/Right
Hometown: Bonao, DR
College: N/A
Status: Signed by Astros as a non-drafted free agent on Feb. 17, 2011.



River Bandits

2012

Began the season with the GCL Astros (Rookie) ... named the GCL Astros Defensive Player of the Month for August ... boasted a .322 (29-for-90) average in 27 home games, while hitting .161 (14-for-87) in 24 games on the road ... promoted to Class-A Lexington on Aug. 25 ... rated the Astros No. 13 prospect by *Baseball Prospect Nation*.

2011

Spent the entire season with the DSL Astros (Rookie) ... named the club's Offensive Player of the Month for July ... posted a .298 (25-for-84) average with five home runs and 19 RBI in 22 games during July ... hit .318 (54-for-170) with six homers and 27 RBI against right-handed pitchers, versus a .143 (8-for-56) mark with one home run and eight RBI against southpaws ... led club in doubles (13), triples (7) and home runs (7), while tied for the club lead in RBI (35) ... named the DSL Astros Team MVP.

Review

Career Notes

Recommended and/or scouted by Felix Francisco, Rafael Belen and Francis Mojica.

Record Book

Year	Team	LG	Level	ORG	AVG	G	AB	R	H	2B	3B	HR	RBI	BB	IBB	SO	SB	CS	OBP	SLG	OPS	SF	SAC	HBP	GIDP	TPA
2011	DSL Astros	DSL	R	HOU	.274	65	226	41	62	13	7	7	35	28	1	42	16	4	.360	.487	.847	3	0	4	4	261
2012	GCL Astros	GCL	R	HOU	.243	51	177	25	43	11	2	4	18	19	0	54	10	1	.325	.395	.720	1	0	3	3	200
	Lexington	SAL	A	HOU	.240	8	25	2	6	2	0	1	5	3	0	12	1	0	.310	.440	.750	1	1	0	0	30
Minor League Totals					.259	124	428	68	111	26	9	12	58	50	1	108	27	5	.343	.446	.789	5	1	7	7	491

Midwest League

TERRELL
JOYCE
OUTFIELDER

Birthdate: May 29, 1992
Birthplace: Newport News, Va.
Opening Day Age: 20 (Turns 21 on May 29)
Ht: 6-3 **Wt:** 230 **B/T:** Right/Right
Hometown: Newport News, Va.
College: Florida State College at Jacksonville
Status: Selected by Astros in the 12th round of the June 2012 draft.



Houston Astros

2012

Played the entire season with advanced rookie Greenville ... tallied a 10-game hit streak from June 25-July 9, boasting a .432 (19-for-34) average during the span ... recorded 20 multi-hit games ... hit .311 (50-for-161) with six home runs and 23 RBI against right-handers, while hitting .169 (10-for-59) against left-handed pitching ... posted a .340 (36-for-106) average in 27 home games, while hitting .211 in 31 games as a visitor

Career Notes

Played one season at Florida State College (2012) ... named the Florida College System Activities Association (FCSAA) Player of the Year, FCSAA First Team All-State and the Top Rated Overall Mid-Florida Conference Player while at Florida State College ... hit .436 (65-for-149) with 10 doubles, 35 runs scored and 55 RBI in 42 games.

Media

Year	Team	LG	Level	ORG	AVG	G	AB	R	H	2B	3B	HR	RBI	BB	IBB	SO	SB	CS	OBP	SLG	OPS	SF	SAC	HBP	GIDP	TPA
2012	Greenville	APP	R	HOU	.273	58	220	31	60	14	0	7	27	19	0	66	2	1	.332	.432	.764	1	0	1	4	242
Minor League Totals					.273	58	220	31	60	14	0	7	27	19	0	66	2	1	.332	.432	.764	1	0	1	4	242

2013 Position Players



CHAN JONG
MOON
INFIELDER

Birthdate: March 23, 1991
Birthplace: Seoul, South Korea
Opening Day Age: 22
Ht: 6-0 **Wt:** 171 **B/T:** Left/Right
Hometown: Seoul, South Korea
College: N/A
Status: Signed by Astros as a non-drafted free agent on Aug. 9, 2009.

Team Information

River Bandits

Review

Record Book

Midwest League

Houston Astros

Media

2012

Began the season with Class-A Lexington May 12... posted a .274 (20-for-73) average with two homers and 18 RBI during the first half of the season ... hit .268 prior to his promotion to advanced Class-A Lancaster on July 15 ... returned to the Legends on Aug. 10.

2011

Spent the entire season at advanced rookie Greenville ... collected an eight-game hit streak from Aug. 6-17, posting a .533 (16-for-30) average during the span ... named Greenville Defensive Player of the Month for August.

2010

Spent his first pro season with the GCL Astros (Rookie) ... hit .357 (5-for-18) with runners on and two outs, .294 (5-for-17) with runners in scoring position, and .375 (3-for-8) with runners in scoring position and two outs.

Career Notes

Is the second player from the Pacific Rim to sign with Astros (Chia-jen Lo, 2009) ... signed by Astros director of Pacific Rim scouting Glen Barker.

Year	Team	LG	Level	ORG	AVG	G	AB	R	H	2B	3B	HR	RBI	BB	IBB	SO	SB	CS	OBP	SLG	OPS	SF	SAC	HBP	GIDP	TPA
2010	GCLAstros	GCL	R	HOU	.215	33	93	15	20	2	0	0	6	19	0	36	6	5	.348	.237	.585	0	0	0	0	112
2011	Greenville	APP	R	HOU	.207	43	140	19	29	3	3	1	12	16	0	51	3	1	.302	.293	.595	0	1	3	3	160
2012	Lancaster	CAL	A-Adv	HOU	.188	10	32	2	6	0	0	0	0	0	0	15	0	2	.188	.188	.376	0	1	0	0	33
	Lexington	SAL	A	HOU	.257	62	214	27	55	13	1	3	30	28	0	57	13	5	.339	.369	.708	3	7	0	5	252
Minor League Totals						.230	148	479	63	110	18	4	48	63	0	159	22	13	.321	.309	.630	3	9	3	8	557

2013 Position Players

Team Information

**JOBDUAN
MORALES**
CATCHER

Birthdate: June 7, 1991
Birthplace: Bayamon, PR
Opening Day Age: 21 (Turns 22 on June 7)
Ht: 5-10 **Wt:** 180 **B/T:** Switch/Right
Hometown: Dorado, PR
College: N/A
Status: Acquired by Astros from Marlins in exchange for OF Justin Ruggiano on May 26,



River Bandits

2012

Traded to the Astros on May 26, and went 2-for-4 with two RBI in his organizational debut with the Tri-City ValleyCats (Short Season Class-A) on June 18 ... promoted to Class-A Lexington on Aug. 10 ... hit a combined .285 (55-for-193) with five homers and 34 RBI in 54 games ... made 32 starts as a catcher, gunning down a combined 31% (12-for-39) would-be base stealers ... hit .262 with one home run and five RBI in 21 games with the Gigantes de Carolina of the Puerto Rican Winter League.

2011

Played three games with Class-A Greensboro from May 8 to May 11 ... assigned to short-season Class-A Jamestown on May 15 ... split time at catcher and first base ... batted .329 (25-for-76) with three homers and 12 RBI during the month of July (22 games) ... hit .341 (30-for-88) with a .491 on-base percentage and a .591 slugging percentage when catching ... hit .221 (17-for-77) with a .277 on-base percentage and a .351 slugging percentage as a first basemen.

2010

Was solely a catcher in second season with GCL Marlins...hit .316 (18-for-57) with two doubles in July (17 games).

2009

Spent his first pro season with the GCL Marlins ... split time between first base and catcher ... hit .283 (13-for-46) as a catcher and .214 (9-for-214) as a first baseman ... nabbed 41% (9-for-22) would-be base stealers.

Career Notes

Originally selected by Marlins in the ninth round of the June 2009 draft.

Year	Team	LG	Level	ORG	AVG	G	AB	R	H	2B	3B	HR	RBI	BB	IBB	SO	SB	CS	OBP	SLG	OPS	SF	SAC	HBP	GIDP	TPA
2009	GCL Marlins	GCL	R	FLA	.227	34	110	14	25	5	0	0	6	18	0	24	0	0	.333	.273	.606	3	1	1	3	133
2010	GCL Marlins	GCL	R	FLA	.310	38	116	21	36	7	1	0	13	15	0	20	0	0	.383	.388	.771	2	2	0	2	135
2011	Greensboro	SAL	A	FLA	.333	3	9	1	3	0	0	0	2	1	1	3	0	0	.400	.333	.733	0	0	0	1	10
	Jamestown	NYP	A	FLA	.272	52	180	31	49	10	5	4	23	32	1	38	0	1	.385	.450	.835	0	1	1	5	214
2012	Tri-City	NYP	A-SS	HOU	.292	37	130	25	38	7	1	5	28	15	0	28	1	2	.367	.477	.844	1	0	1	5	147
	Lexington	SAL	A	HOU	.270	17	63	4	17	2	0	0	6	3	0	16	0	0	.294	.302	.596	2	0	0	1	68
Minor League Totals					.276	181	608	96	168	31	7	9	78	84	2	129	1	3	.363	.395	.757	8	4	3	17	707

Review

Record Book

Midwest League

Houston Astros

Media

**ARIEL
OVANDO**
OUTFIELDER

Birthdate: September 15, 1993
Birthplace: San Pedro de Macoris, DR
Opening Day Age: 19
Ht: 6-4 **Wt:** 190 **B/T:** Left/Left
Hometown: San Pedro de Macoris, DR
College: N/A
Status: Signed by Astros as a non-drafted free agent on July 7, 2010.



2012

Ranked by Baseball America as the No. 14 prospect in the Astros system ... spent his second full season with advanced rookie Greenville ... hit .297 (49-for-165) with six home runs and 32 RBI against righties, and .259 (15-for-58) against lefties ... batted .321 (36-for-112) in 30 home games ... placed 11th in league hitting (.287).

2011

Rated the Astros' No. 10 prospect ... spent the season with the Greenville Astros ... hit .254 (36-for-142) with two home runs and 26 RBI against right-handed pitching, and .143 (4-for-28) with four RBI against lefties.

Career Notes

Signed with the Astros for a then-team-record bonus of \$2.6 million at the age of 16.

Year	Team	LG	Level	ORG	AVG	G	AB	R	H	2B	3B	HR	RBI	BB	IBB	SO	SB	CS	OBP	SLG	OPS	SF	SAC	HBP	GIDP	TPA
2011	Greenville	APP	R	HOU	.235	44	170	16	40	10	3	2	30	12	0	51	0	0	.283	.365	.648	2	0	0	1	184
2012	Greenville	APP	R	HOU	.287	59	223	34	64	13	2	6	35	22	3	67	0	0	.350	.444	.794	1	0	0	5	247
Minor League Totals					.265	103	393	50	104	23	5	8	65	34	3	118	0	0	.321	.410	.731	3	0	0	6	431


2013 Position Players



ROBERTO PEÑA

CATCHER

Birthdate: June 8, 1992
Birthplace: Caguas, PR
Opening Day Age: 20 (Turns 21 on June 8)
Ht: 6-0 **Wt:** 217 **B/T:** Right/Right
Hometown: Caguas, PR
College: N/A
Status: Selected by Astros in the seventh round of the June 2010 draft.



Team Information

River Bandits

2012

Began season with Class-A Lexington ... earned Lexington Defensive Player of the Month honors for May ... tallied a career-high 10-game hit streak from June 1-13, batting .342 (13-for-38) during the span ... hit .329 (25-for-76) in 20 games during the month of June ... promoted to advanced Class-A Lancaster on July 16 ... was 32% (34-for-107) successful in gunning down would-be base stealers ... rated as the 'Best Defensive Catcher' in the Astros system for the third consecutive year ... hit .188 with one home run and eight RBI in 18 games with Criollos de Caguas of the Puerto Rican Winter League.

2011

Spent the entire season with the Legends ... caught 39% (27-for-70) would-be base stealers ... rated as the 'Best Defensive Catcher' in the Astros system for the second straight year

2010

Began the season with the GCL Astros (Rookie), making his pro debut a day after turning 18 years old ... promoted to advanced rookie Greenville on Aug. 13 ... promoted to single-A Lexington on Sept. 1 ... gunned down 44% (23-for-52) of would-be base stealers (4-for-6 with the Legends) ... rated as the 'Best Defensive Catcher' in the Astros system.

Career Notes

Converted from shortstop to catcher during high school.

Year	Team	LG	Level	ORG	AVG	G	AB	R	H	2B	3B	HR	RBI	BB	IBB	SO	SB	CS	OBP	SLG	OPS	SF	SAC	HBP	GDP	TPA
2010	GCL Astros	GCL	R	HOU	.256	23	78	5	20	4	1	0	11	5	0	0	0	0	.294	.333	.627	2	1	0	2	86
	Greenville	APP	R	HOU	.191	12	47	4	9	1	0	0	5	1	0	10	0	0	.224	.213	.437	0	0	1	1	49
	Lexington	SAL	A	HOU	.188	4	16	1	3	1	0	0	1	0	0	4	0	1	.188	.250	.438	0	0	0	0	16
2011	Lexington	SAL	A	HOU	.217	82	281	31	61	11	0	5	33	18	0	58	0	0	.266	.310	.576	3	4	2	13	308
2012	Lexington	SAL	A	HOU	.245	61	220	21	54	12	0	2	22	10	0	43	1	2	.278	.327	.605	3	5	1	6	239
	Lancaster	CAL	A-Adv	HOU	.213	21	75	10	16	4	0	1	11	5	0	15	0	0	.259	.307	.566	1	2	0	1	83
Minor League Totals					.227	203	717	72	163	33	1	8	83	39	0	140	1	3	.268	.310	.578	9	12	4	23	781


Review

Record Book

RIO RUIZ

INFIELDER

Birthdate: May 22, 1994
Birthplace: Covina, Calif.
Opening Day Age: 18 (Turns 19 on May 22)
Ht: 6-1 **Wt:** 180 **B/T:** Left/Right
Hometown: Covina, Calif.
College: N/A
Status: Selected by Astros in fourth round of the June 2012 draft.



Midwest League

Houston Astros

2013

Ranked by *Baseball America* as the Astros' No. 8 prospect

2012

Spent the majority of the season with the GCL Astros (Rookie) ... batted .293 (17-for-58) in his first 15 games ... appeared mostly as a designated hitter, hitting .313 (20-for-64) when in the role and .143 (3-for-21) as a third baseman ... promoted to advanced rookie Greenville on Aug. 11 ... *Baseball America* ranked him as the No. 4 prospect in the Gulf Coast League after the season.

Career Notes

Attended Bishop Amat High School in La Puente, Calif. ... missed most of his senior season after having surgery to remove a blood clot from his neck in March 2012 ... had committed to the University of Southern California.

Year	Team	LG	Level	ORG	AVG	G	AB	R	H	2B	3B	HR	RBI	BB	IBB	SO	SB	CS	OBP	SLG	OPS	SF	SAC	HBP	GDP	TPA
2012	GCL Astros	GCL	R	HOU	.271	23	85	13	23	8	2	0	11	12	0	22	2	0	.361	.412	.773	0	0	0	1	97
	Greenville	APP	R	HOU	.220	15	50	8	11	3	1	1	7	4	1	10	0	0	.291	.380	.671	0	0	1	0	55
Minor League Totals					.252	38	135	21	34	11	3	1	18	16	1	32	2	0	.336	.400	.736	0	0	1	1	152

Media




2013 Position Players

Team Information

JOSEPH SCLAFANI
INFIELDER

Birthdate: April 22, 1990
Birthplace: Brooklyn, N.Y.
Opening Day Age: 22 (Turns 23 on April 22)
Ht: 5-11 **Wt:** 185 **B/T:** Switch/Right
Hometown: Corona, Calif.
College: Dartmouth College (N.H.)
Status: Selected by Astros in the 14th round of the June 2012 draft.



River Bandits

2012

Spent the entire season at short season Class-A Tri-City ... batted .291 (23-for-79) in the second half of the season ... hit .290 (20-for-69) against southpaws

Career Notes

Awarded Ivy Rookie of the Year honors his freshman year at Dartmouth ... Freshman All-American by *Collegiate Baseball* ... his eight triples during his junior year broke the 73-year-old single-season school record ... 22nd player to be selected First-team All-Ivy three times (2009, 2011-12) ... three-time preseason Ivy League Player of the Year by *Baseball America* (2010-12) ... his 19 career triples are the most in Dartmouth and Ivy League history ... ranked second in at-bats (675), third in runs scored (163), fifth in hits (220), walks (100) and total bases (331), and 11th in games played (172) in the Ivy League career record books ... set career records at Dartmouth for walks, games played, games started (170), at-bats and assists (516), and placed second in hits and runs scored.

Review

Year	Team	LG	Level	ORG	AVG	G	AB	R	H	2B	3B	HR	RBI	BB	IBB	SO	SB	CS	OBP	SLG	OPS	SF	SAC	HBP	GIDP	TPA
2012	Tri-City	NYP	A	HOU	.271	70	266	39	72	9	3	1	36	33	0	40	16	3	.355	.338	.693	4	4	4	6	311
Minor League Totals					.271	70	266	39	72	9	3	1	36	33	0	40	16	3	.355	.338	.693	4	4	4	6	311

Record Book

JORDAN SCOTT
OUTFIELDER

Birthdate: September 22, 1991
Birthplace: Greenville, S.C.
Opening Day Age: 21
Ht: 6-2 **Wt:** 172 **B/T:** Left/Right
Hometown: Greer, S.C.
College: N/A
Status: Selected by Astros in the 14th round of the June 2010 draft.



Midwest League

2012

Spent the season at Class-A Lexington ... was placed on the Legends' temporarily inactive list on Aug. 25 ... recorded 20 multi-hit games ... split time between left and center field.

2011

Began the 2011 campaign June 1 with the Legends ... assigned to the Greenville Astros (Advanced Rookie) on June 21 ... collected a 10-game hit streak from Aug. 3-16, batting .409 (18-for-44) ... named the Greenville Offensive Player of the Month for July when he hit .316 (36-for-114) in 28 games ... hit .366 (34-for-93) in 22 games during August ... promoted to short season Class-A Tri-City on Aug. 30 ... named the Greenville Astros Team MVP ... ranked the No. 19 prospect in the Appalachian League by *Baseball America*.

Houston Astros

2010

Spent his first pro season with the GCL Astros (Rookie) ... named the GCL Astros Offensive Player of the Month for August, after hitting .382 (29-for-76) in 20 games.

Career Notes

Named a 2010 Rawlings Atlantic - All Region First-team his senior year at River Side High School in Greer, S.C. ... had committed to Spartanburg Methodist College in Spartanburg, S.C.

Media

Year	Team	LG	Level	ORG	AVG	G	AB	R	H	2B	3B	HR	RBI	BB	IBB	SO	SB	CS	OBP	SLG	OPS	SF	SAC	HBP	GIDP	TPA
2010	GCL Astros	GCL	R	HOU	.301	42	146	19	44	6	2	0	10	14	1	33	6	4	.372	.370	.742	1	1	3	3	165
2011	Lexington	SAL	A	HOU	.277	14	47	6	13	3	0	0	6	3	0	8	0	1	.327	.340	.667	1	2	1	2	54
	Greenville	APP	R	HOU	.337	60	246	41	83	12	3	1	31	19	3	37	11	5	.388	.423	.811	1	5	2	10	274
	Tri-City	NYP	A-SS	HOU	.235	5	17	4	4	0	1	0	6	5	0	2	1	1	.409	.353	.762	0	0	0	1	22
2012	Lexington	SAL	A	HOU	.230	110	404	55	93	13	2	1	43	57	1	81	13	11	.325	.280	.605	5	12	2	4	480
Minor League Totals					.276	231	860	125	237	34	8	2	96	98	5	161	31	22	.352	.341	.693	8	20	8	20	995

2013 Position Players



JESSE
WIERZBICKI
INFIELDER

Birthdate: November 24, 1988
Birthplace: Atlanta, Ga.
Opening Day Age: 24
Ht: 6-3 **Wt:** 202 **B/T:** Right/Right
Hometown: Sharpsburg, Ga.
College: University of North Carolina
Status: Selected by Astros in the 24th round of the June 2011 draft.



Team Information

2012

Played briefly with with Class-A Lexington (May 23-June 14), knocking a hit in six of his eight games with the club ... assigned to short season Class-A Tri-City on June 15 ... ValleyCats Defensive Player of the Month for July ... posted a .366 (15-for-41) average during his 11-game hit streak from July 30-Aug. 15 ... tallied 23 multi-hit games between the two clubs (22 with Tri-City) ... boasted a .358 (34-for-95) average in 25 games during August ... tied for third in the league in runs (46), tied for fifth in RBI (40), seventh in steals (19), eighth in hits (76), and tied for 11th in hitting (.297) ... named the Tri-City Team MVP.

2011

Spent the entire season with advanced rookie Greenville ... hit .281 (43-for-153) with five homers during July and August ... played mostly first base, but made three starts at third base.

Career Notes

Attended Walters State Community College (WSCC) in Morristown, Tenn. ... led the Senators with a .433 batting average to earn second-team all-conference honors as a freshman ... was selected by Braves in the 40th round of the 2008 draft, but did not sign ... returned to WSCC and posted a .373 batting average with 12 home runs and 60 RBI as a sophomore ... transferred to the University of North Carolina ... hit .307 with eight homers and 52 RBI his junior year with the Tarheels (2010) ... played catcher, first and third base in college.

Year	Team	LG	Level	ORG	AVG	G	AB	R	H	2B	3B	HR	RBI	BB	IBB	SO	SB	CS	OBP	SLG	OPS	SF	SAC	HBP	GDP	TPA
2011	Greenville	APP	R	HOU	.265	45	162	23	43	12	1	5	28	22	0	44	3	0	.358	.444	.802	3	0	3	7	190
2012	Lexington	SAL	A	HOU	.250	8	28	7	7	1	1	1	5	2	0	5	1	0	.344	.464	.808	0	2	2	1	34
	Tri-City	NYP	A-SS	HOU	.297	70	256	46	76	11	3	5	40	29	1	50	19	5	.376	.422	.798	4	0	6	4	295
Minor League Totals					.283	123	446	76	126	24	5	11	73	53	1	99	23	5	.368	.433	.800	7	2	11	12	519

River Bandits

Review

Record Book

Midwest League

Houston Astros

Media



2013 Pitchers

Team Information

JOSEPH BIRCHER

PITCHER

Birthdate: March 27, 1990
Birthplace: Omaha, Neb.
Opening Day Age: 23
Ht: 6-4 **Wt:** 205 **B/T:** Left/Left
Hometown: Omaha, Neb.
College: Bradley University (Ill.)
Status: Selected by Astros in the 10th round of the June 2012 draft.



River Bandits

2012

Spent his first pro season with the Tri-City ValleyCats (Short Season Class-A) ... delivered four quality starts ... went 1-2 with a 1.96 ERA (5 ER/23.0 IP) in his last four starts of the season ... longest outing was 6.2 innings against Mahoning Valley on Aug. 5.

Career Notes

Named a 2010 Alaska Baseball League Postseason All-Star ... received the Bradley Baseball Mike Dunne Pitching Award in 2010 and 2011 ... earned Cape Cod Baseball League All-League honors in 2011 ... named to the All-Missouri Valley Conference Second team in 2011 ... co-captain of the Bradley Braves for both the 2011 and 2012 seasons ... named to the All-Missouri Valley Conference First team in 2012 ... ranked No. 56 on *College Baseball Daily's* 2012 Top 100 ... fanned 113 opponents in 2012, the second highest single-season total for a Brave and most since 1956 ... set Bradley career records in strikeouts (302) and innings pitched (359.2), while finishing second in starts (50) and fourth in wins (21) ... his career 3.58 ERA (143 ER/359.2 IP) is the fifth best mark for a Bradley pitcher since metal bats began in 1974.

Review

Year	Team	LG	Level	ORG	W	L	ERA	G	GS	CG	SHO	SV	SVO	IP	H	R	ER	HR	HB	BB	IBB	SO	WP	BK	GDP	AVG	AB	TBF	GF
2012	Tri-City	NYP	A-SS	HOU	3	4	3.31	13	13	0	0	0	0	65.0	76	30	24	6	1	20	0	42	1	0	8	.292	260	284	0
Minor League Totals					3	4	3.31	13	13	0	0	0	0	65.0	76	30	24	6	1	20	0	42	1	0	8	.292	260	284	0

Record Book

LANCE DAY

PITCHER

Birthdate: October 4, 1989
Birthplace: Odessa, Texas
Opening Day Age: 23
Ht: 6-1 **Wt:** 200 **B/T:** Right/Right
Hometown: Arlington, Texas
College: University of Texas at Arlington
Status: Signed by Astros as a non-drafted free agent on July 5, 2012.



Midwest League

2012

Spent season with the Tri-City ValleyCats (Short Season Class-A) ... earned Tri-City Pitcher of the Month honors for August, after going 4-1 with a 1.80 ERA (6 ER/30.0 IP) in five starts ... was 6-1 with a 1.76 ERA (9 ER/46.0 IP) in eight starts and had no record with a 9.45 ERA (7 ER/6.2 IP) in three relief appearances ... longest outing was a seven-inning shutout performance at Lowell on Aug. 28.

Career Notes

Played his freshman and sophomore seasons at Midland Junior College (Texas), compiling a 10-1 record prior to transferring to the University of Texas at Arlington (UTA) ... as a junior he delivered a 10-inning complete game effort, allowing one earned run on three hits against Nicholls on April 1, 2011 ... led the Mavericks in starts (14), innings pitched (97.0), wins (4) and strikeouts (64) his junior year ... tied a UTA record for wins with 12 during his senior year (2012), while also leading the Mavericks in strikeouts, innings and starts ... selected to the ABCA All-South Central Region Second team ... went 2-0 with a 4.38 ERA (12 ER/24.2 IP) in five outings (four starts) with the Grand Prairie Air Hogs of the American Association in independent ball during the 2012 season, prior to signing with the Astros.

Houston Astros

Year	Team	LG	Level	ORG	W	L	ERA	G	GS	CG	SHO	SV	SVO	IP	H	R	ER	HR	HB	BB	IBB	SO	WP	BK	GDP	AVG	AB	TBF	GF
2012	Tri-City	NYP	A-SS	HOU	6	1	2.73	11	8	0	0	0	0	52.2	52	19	16	2	1	8	0	34	2	1	72	.250	208	218	1
Minor League Totals					6	1	2.73	11	8	0	0	0	0	52.2	52	19	16	2	1	8	0	34	2	1	72	.250	208	218	1

Media


2013 Pitchers



MICHAEL DIMOCK

PITCHER

Birthdate: October 26, 1989
Birthplace: Greensboro, N.C.
Opening Day Age: 23
Ht: 6-2 **Wt:** 194 **B/T:** Right/Right
Hometown: Greensboro, N.C.
College: Wake Forest University (N.C.)
Status: Selected by Astros in the 37th round of the June 2012 draft.



2012

Made his pro debut with advanced rookie Greenville ... did not allow an earned run in 14 of his 20 relief outings ... longest outing was three innings (June 29 and Aug. 30) ... right-handed opponents hit .226 (19-for-84) against him.

Career Notes


Led the Demon Deacons in innings pitched (62.2) and strikeouts (51), while going 4-4 with two saves and a 6.46 ERA in 21 appearances (eight starts) as a freshman in 2009 ... was 3-9 with a 6.32 ERA with one save in 15 games (12 starts) for Wake Forest in 2010 ... converted to a full-time reliever and posted a 5-1 record with four saves a 1.87 ERA (11 ER/53.0 IP), while holding opponents to a .224 average in 2011 (junior) ... made 28 relief appearances with a career-best 12 saves his senior season (2012) ... named to the 2012 All-ACC Second team and on the 2012 National Collegiate Baseball Writers Association Stopper of the Year Midseason Watch List ... his 19 career saves are the second-highest in Wake Forest history ... was one of three Deacs selected by the Astros in the 2012 draft joining LHP Brian Holmes (13th round) and INF Pat Blair (24th, did not sign).

Year	Team	LG	Level	ORG	W	L	ERA	G	GS	CG	SHO	SV	SVO	IP	H	R	ER	HR	HB	BB	IBB	SO	WP	BK	GDP	AVG	AB	TBF	GF
2012	Greenville	APP	R	HOU	0	0	4.20	20	0	0	0	4	4	30.0	26	15	14	0	0	9	0	36	1	0	1	.230	113	123	10
Minor League Totals					0	0	4.20	20	0	0	0	4	4	30.0	26	15	14	0	0	9	0	36	1	0	1	.230	113	123	10

EVAN GRILLS

PITCHER

Birthdate: June 13, 1992
Birthplace: Whitby, Ontario, CAN
Opening Day Age: 20 (Turns 21 on June 13)
Ht: 6-4 **Wt:** 202 **B/T:** Left/Left
Hometown: Whitby, Ontario, CAN
College: N/A
Status: Selected by Astros in the 10th round of the June 2010 draft.



2012

Spent all of the 2012 campaign at Class-A Lexington ... converted to a full-time reliever ... had a string of seven consecutive outings without allowing an earned run, May 31-June 24 (11.1 IP) ... posted a 2-1 record and a 1.23 ERA (2 ER/14.2 IP) in eight appearances in June ... was 2-0 with a 2.76 ERA (10 ER/32.2 IP) in the first half of the season.

2011

His second season with the GCL Astros, spent mostly in the bullpen ... earned his first career win, hurling four scoreless innings in relief on against the GCL Cardinals on July 26, followed by winning his next two decisions ... posted a 2-0 record and a 1.84 ERA (3 ER/14.2 IP) in four outings (two starts) in August to earn the GCL Pitcher of the Month honors ... went 2-1 with a 2.84 ERA (8 ER/25.1 IP) in 11 relief appearances and 1-0 with a 3.52 ERA (3 ER/7.2 IP) in two starts.

2010

Did not allow an earned run in three of his six outings with the GCL Astros (Rookie).

Career Notes

Attended Sinclair Secondary School in Canada ... named to the 2009 Perfect Games Underclass First team and the 2010 Rawlings All-American Second team was committed to San Jacinto Community College (Cal.) and Florida Gulf Coast, but signed with the Astros.

Year	Team	LG	Level	ORG	W	L	ERA	G	GS	CG	SHO	SV	SVO	IP	H	R	ER	HR	HB	BB	IBB	SO	WP	BK	GDP	AVG	AB	TBF	GF
2010	GCL Astros	GCL	R	HOU	0	2	8.76	6	4	0	0	0	0	12.1	20	14	12	0	4	7	0	15	0	0	16	.345	58	69	0
2011	GCL Astros	GCL	R	HOU	3	1	3.00	13	2	0	0	0	0	33.0	33	13	11	1	2	7	0	29	3	0	3	.262	126	137	4
2012	Lexington	SAL	A	HOU	4	1	4.92	37	0	0	0	0	2	71.1	81	40	39	11	4	23	0	42	8	0	7	.287	282	311	11
Minor League Totals					7	4	4.78	56	6	0	0	0	2	116.2	134	67	62	12	10	37	0	86	11	0	10	.288	466	517	15

Team Information

River Bandits

Review

Record Book

Midwest League

Houston Astros

Media



2013 Pitchers

Team Information

KYLE HALLOCK

PITCHER

Birthdate: August 6, 1988
Birthplace: Sandusky, Ohio
Opening Day Age: 24 (Turns 25 on Aug. 6)
Ht: 6-2 **Wt:** 190 **B/T:** Left/Left
Hometown: Sandusky, Ohio
College: Kent State University (Ohio)
Status: Selected by Astros in the 10th round of the June 2011 draft.



River Bandits

2012

Began the season with Class-A Lexington and went 1-1 with an 11.50 ERA (23 ER/18.0 IP) in five starts ... assigned to extended spring training on May 2 ... assigned to a rehab with the GCL Astros (Rookie) on Aug. 8 ... made five starts going 0.2, 1.0, 2.0, 2.0, and 3.0 innings respectively ... activated by the Legends on Aug. 31 ... had no record with a 4.50 ERA (2 ER/4.0 IP) in two appearances, including one start to close out the season.

2011

Spent the entire season in short season Class-A Tri-City's rotation ... posted a 2-3 record with a 1.79 ERA (9 ER/45.1 IP) in nine starts prior to the All-Star break and was named a New York-Penn League Midseason All-Star ... tabbed Tri-City Pitcher of the Month for July, after going 1-2 with a 2.13 ERA (6 ER/25.1 IP) in five starts ... did not allow more than one earned run in six consecutive starts, July 29-Aug. 30 ... named an MiLB.com Organization All-Star.

Review

Career Notes

Selected to the 2009 All-MAC Tournament Team as a sophomore ... went 8-5 with a 5.64 ERA in 2010 as a junior ... his eight wins slotted him in a tie for the conference lead ... posted a 10-4 record with a 1.95 ERA in 2011 as a senior ... fanned 232 batters in 289.2 innings during his college career, and collected 22 wins (tied for seventh-best in Kent State history).

Record Book

Year	Team	LG	Level	ORG	W	L	ERA	G	GS	CG	SHO	SV	SVO	IP	H	R	ER	HR	HB	BB	IBB	SO	WP	BK	GDP	AVG	AB	TBF	GF
2011	Tri-City	NYP	A-SS	HOU	3	4	2.63	13	13	0	0	0	0	61.2	58	29	18	3	0	17	0	61	1	0	1	.241	241	263	0
2012	GCL Astros	GCL	R	HOU	0	2	3.12	5	5	0	0	0	0	8.2	10	4	3	0	0	3	0	7	2	0	1	.294	34	38	0
	Lexington	SAL	A	HOU	1	1	10.23	7	6	0	0	0	0	22.0	40	27	25	7	0	13	0	15	1	0	3	.404	99	113	0
Minor League Totals					4	7	4.48	25	24	0	0	0	0	92.1	108	60	46	10	0	33	0	83	4	0	5	.289	374	414	0

Midwest League

MICHAEL HAUSCHILD

PITCHER

Birthdate: January 22, 1990
Birthplace: Dayton, Ohio
Opening Day Age: 23
Ht: 6-3 **Wt:** 210 **B/T:** Right/Right
Hometown: Beavercreek, Ohio
College: University of Dayton (Ohio)
Status: Selected by Astros in the 33rd round of the June 2012 draft.



Houston Astros

2012

Spent the season with advanced rookie Greenville ... did not allow more than one run in an outing, and held opponents scoreless in 13 of those appearances ... finished the season delivering seven consecutive scoreless relief appearances (9.1 IP) ... went 1-0 with one save and a 0.79 ERA (1 ER/11.1 IP) in eight appearances in August.

Career Notes

His 92 strikeouts during his senior season in 2012 were the second-highest in University of Dayton single-season history and helped the Flyers reach the NCAA Regionals for the first time ... finished his collegiate career ranked second in strikeouts (269) and third in wins (23), as well as hurled 10 complete games ... 15th Flyer to be drafted and ninth under coach Tony Vittorio.

Media

Year	Team	LG	Level	ORG	W	L	ERA	G	GS	CG	SHO	SV	SVO	IP	H	R	ER	HR	HB	BB	IBB	SO	WP	BK	GDP	AVG	AB	TBF	GF
2012	Greenville	APP	R	HOU	2	2	1.78	19	1	0	0	3	4	30.1	22	6	6	0	4	9	0	39	4	0	2	.202	109	124	13
Minor League Totals					2	2	1.78	19	1	0	0	3	4	30.1	22	6	6	0	4	9	0	39	4	0	2	.202	109	124	13


2013 Pitchers



BRIAN HOLMES

PITCHER

Birthdate: January 30, 1991
Birthplace: Lawrenceville, Ga.
Opening Day Age: 22
Ht: 6-4 **Wt:** 205 **B/T:** Left/Left
Hometown: Ft. Walton Beach, Va.
College: Wake Forest University (N.C.)
Status: Selected by Astros in the 13th round of the June 2012 draft.



2012

Spent the entire season at short season Class-A Tri-City ... went 6-1 with a 2.33 ERA (12 ER/46.1 IP) in nine starts to earn New York-Penn League Midseason All-Star honors ... named the New York-Penn League Pitcher of the Week (July 23-30), having gone 2-0 with a 0.64 ERA (1 ER/14.0 IP) ... was three outs away from a perfect game on July 27, before allowing a single to Hudson Valley's Joey Rickard to lead off the seventh (game two of a double-header), but he struck out six and allowed one hit in seven innings for the first complete game and shutout of his career ... tossed seven scoreless innings in his lone relief outing on Sept. 3 ... led the league in opponents batting average (.165) and shutouts (1), while placing in a tie for third in wins (7), seventh in WHIP (0.96) and 11th in ERA (2.57) ... named an MILB.com Organization All-Star.

Career Notes


Went 4-2 with an 8.16 ERA in 13 games, including eight starts, for Young Harris Junior College (Ga) his freshman year in 2010 ... transferred to Wake Forest for his sophomore year in 2011 ... appeared in 15 games, including 11 starts after earning a spot in the rotation on April 10 ... posted a team-best 2.83 ERA as a junior in 2012 ... tossed the first Wake Forest no-hitter in nearly 12 years against Marshall on March 5, 2012 -- named Louisville Slugger National Player of the Week by *Collegiate Baseball Newspaper* and ACC Player of the Week for the feat ... ranked ninth-best in Wake Forest in career ERA (2.91) ... one of three Deacs selected by the Astros in the 2012 draft, joining RHP Michael Dimock (37th round) and INF Pat Blair (24th, did not sign).

Year	Team	LG	Level	ORG	W	L	ERA	G	GS	CG	SHO	SV	SVO	IP	H	R	ER	HR	HB	BB	IBB	SO	WP	BK	GDP	AVG	AB	TBF	GF
2012	Tri-City	NYP	A	HOU	7	2	2.57	13	12	1	1	0	0	66.2	39	22	19	4	1	25	0	65	3	0	1	.165	237	266	0
Minor League Totals					7	2	2.57	13	12	1	1	0	0	66.2	39	22	19	4	1	25	0	65	3	0	1	.165	237	266	0

JORDAN JANKOWSKI

PITCHER

Birthdate: May 17, 1989
Birthplace: McMurray, Pa.
Opening Day Age: 23 (Turns 24 on May 17)
Ht: 6-1 **Wt:** 210 **B/T:** Right/Right
Hometown: McMurray, Pa.
College: Catawba College (N.C.)
Status: Selected by Astros in the 34th round of the June 2012 draft.



2012

Won his first three games with advanced rookie Greenville ... only allowed an earned run in six of his 23 outings -- never allowing more than two ... held right-handed hitters to a .116 average (10-for-86) ... posted a 1.62 ERA (3 ER/16.2 IP) when in the eighth and ninth innings.

Career Notes

Hit .540 while going 6-1 with a 2.00 ERA from the mound to earn the 2008 *Pittsburgh Post-Gazette* Player of the Year for baseball in southwestern Pennsylvania award his senior year of high school ... selected by Astros in the 34th round of the 2008 amateur draft, but did not sign ... attended Miami University (Oxford, Ohio) his first two collegiate seasons ... hit .200 as a third-string catcher his freshman season in 2009 ... hit .287 with eight homers while going 3-3 with a 4.28 ERA and 10 saves (2nd in MAC) his sophomore year in 2010 ... transferred to Catawba College and posted an 8-2 record and a 2.95 ERA his junior year (2011) ... went 9-2 with a 3.79 ERA, fanned 126 and walked 24 in 90.1 innings to help Catawba College to the Division II World Series in 2012.

Year	Team	LG	Level	ORG	W	L	ERA	G	GS	CG	SHO	SV	SVO	IP	H	R	ER	HR	HB	BB	IBB	SO	WP	BK	GDP	AVG	AB	TBF	GF
2012	Greenville	APP	R	HOU	4	0	2.23	23	0	0	0	4	6	32.1	25	8	8	1	2	10	0	53	3	0	0	.205	122	135	10
Minor League Totals					4	0	2.23	23	0	0	0	4	6	32.1	25	8	8	1	2	10	0	53	3	0	0	.205	122	135	10



2013 Pitchers

Team Information

LANCE McCULLERS

PITCHER

Birthdate: October 2, 1993
Birthplace: Tampa, Fla.
Opening Day Age: 19
Ht: 6-1 **Wt:** 190 **B/T:** Left/Right
Hometown: Tampa, Fla.
College: N/A
Status: Selected by Astros in the supplemental first round (41st overall) of the June 2012 draft.



River Bandits

2013

Tabbed as the No. 4 prospect, 'Best Fastball' and 'Best Slider' in the Astros system by *Baseball America*.

2012

Began his pro career with the GCL Astros (Rookie), only allowing two earned runs in four starts (11.0 IP) -- both runs came in his only loss the GCL Marlins on July 19 ... promoted to advanced rookie Greenville on Aug. 4 ... allowed one hit and no runs in his Greenville debut against Johnson City on Aug. 6 ... combined to go 0-4 with a 3.46 ERA (10 ER/26.0 IP) in eight starts, never tossing more than four innings per start, with the GCL Astros and Greenville Astros.

Review

Career Notes

Named the Gatorade National Baseball Player of the Year in 2012 after going 13-0 with a 0.18 ERA (2 ER/77.1 IP) and 140 strikeouts his senior year at Jesuit High School (Tampa, Fla.) ... tabbed as the No. 13 prospect by *Baseball America* entering the draft ... his father Lance McCullers Sr. was also drafted as the 41st pick (second round) in the 1982 draft by the Phillies; McCullers Sr. pitched seven seasons (1985-90, 1992) with the Padres, Yankees, Tigers and Rangers ... McCullers Jr. was committed to the University of Florida ... received his first scholarship offers from Notre Dame and Vanderbilt before entering high school.

Record Book

Year	Team	LG	Level	ORG	W	L	ERA	G	GS	CG	SHO	SV	SVO	IP	H	R	ER	HR	HB	BB	IBB	SO	WP	BK	GDP	AVG	AB	TBF	GF
2012	GCL Astros	GCL	R	HOU	0	1	1.64	4	0	0	0	0	0	11.0	10	2	2	0	2	0	2	0	12	0	0	.227	44	46	0
	Greenville	APP	R	HOU	0	3	4.80	4	4	0	0	0	0	15.0	10	11	8	2	1	10	0	17	3	0	1	.182	55	67	0
Minor League Totals					0	4	3.46	8	8	0	0	0	0	26.0	20	13	10	2	1	12	0	29	3	0	1	.202	99	113	0

Midwest League

DANIEL MINOR

PITCHER

Birthdate: February 9, 1991
Birthplace: Austin, Texas
Opening Day Age: 22
Ht: 5-11 **Wt:** 188 **B/T:** Right/Right
Hometown: Dripping Springs, Texas
College: Texas A&M University Corpus Christi
Status: Selected by Astros in the ninth round of the June 2012 draft.



Houston Astros

2012

Named the Appalachian League Pitcher of the Week (Aug. 6-13) ... tossed 19.0 scoreless innings from Aug. 4-17 ... earned Greenville Pitcher of the Month honors for August, after going 3-0 with a 0.35 ERA (1 ER/26.0 IP) in four starts ... ended the season on a three-game win streak ... held right-handed hitters to a .212 batting average (35-for-165) ... led the Appalachian League in ERA (2.75) and WHIP (1.03).

Career Notes

Played his first two collegiate seasons at McLennan Community College ... was 1-3 with a 5.68 ERA in 12 appearances his freshman year (2010) ... went 6-6 with a 4.13 ERA and 64 strikeouts in 65.1 innings as a sophomore in 2011, to help the Highlanders win the conference championship ... was named an All-District First team honoree ... transferred to Texas A&M - Corpus Christi for his junior year in 2012, and earned Southland Conference Newcomer of the Year and All-Southland First team honors ... was a four-time recipient of the Southland Conference Pitcher of the Week award, while earning the Louisville Slugger National Player of the Week after a 14-strikeout, complete-game shutout against UTSA on March 12 ... led conference starters in ERA (2.20), while placing second in strikeouts (110), complete games (4), innings pitched (110.1) and third in wins (10) -- his win total tied the school single-season record ... became the highest draft pick in Texas A&M - Corpus Christi history by being selected 279th overall in the 2012 draft.

Media

Year	Team	LG	Level	ORG	W	L	ERA	G	GS	CG	SHO	SV	SVO	IP	H	R	ER	HR	HB	BB	IBB	SO	WP	BK	GDP	AVG	AB	TBF	GF
2012	Greenville	APP	R	HOU	3	2	2.75	11	11	0	0	0	0	59.0	51	23	18	3	3	10	0	48	2	0	5	.229	223	236	0
Minor League Totals					3	2	2.75	11	11	0	0	0	0	59.0	51	23	18	3	3	10	0	48	2	0	5	.229	223	236	0


2013 Pitchers



JOHN NEELY

PITCHER

Birthdate: July 7, 1990
Birthplace: Houston, Texas
Opening Day Age: 22 (Turns 23 on July 7)
Ht: 6-2 **Wt:** 195 **B/T:** Right/Right
Hometown: Sugar Land, Texas
College: Texas Tech University
Status: Selected by Astros in the 30th round of the June 2012 draft.



2012

Pitched for short season Class-A Tri-City the entire season ... collected one save and no record with a 1.20 ERA (2 ER/15.0 IP) in six relief outings in July ... allowed one unearned run on three hits, struck out 12 and walked three in 7.2 innings on the mound when pitching in the ninth inning of a game ... held lefties to a .217 average (10-for-46).

Career Notes

Was born in Houston, Texas ... began his collegiate career at North Central Texas College in Gainesville ... went 5-0 with a 2.77 ERA in nine games as a freshman for the No. 24 NJCAA nationally-ranked squad ... was 1-1 with one save and a 5.92 ERA in 10 appearances (3 starts) his sophomore year in 2010 ... became the first pitcher from Texas Tech to earn All-American honors since 1999, when the righty was named to the NCBWA All-America Third team in 2011 -- posted a 9-1 mark with seven saves and a 2.97 ERA ... went 3-7 with one save and a 4.79 ERA in 15 appearances, including 10 starts during his senior season (2012) ... did not allow a home run in 110.2 straight innings from March 26, 2010-April 27, 2012 ... compiled a career record of 13-9 with a 4.20 ERA ... was the last of eight Red Raiders selected in the 2012 draft, marking a Texas Tech record.

Year	Team	LG	Level	ORG	W	L	ERA	G	GS	CG	SHO	SV	SVO	IP	H	R	ER	HR	HB	BB	IBB	SO	WP	BK	GDP	AVG	AB	TBF	GF
2012	Tri-City	NYP	A-SS	HOU	0	1	3.12	22	0	0	0	4	4	40.1	45	18	14	2	1	11	0	37	3	0	4	.285	158	176	11
Minor League Totals					0	1	3.12	22	0	0	0	4	4	40.1	45	18	14	2	1	11	0	37	3	0	4	.285	158	176	11

LUIS ORDOSGOITTI

PITCHER

Birthdate: September 22, 1992
Birthplace: Maturin, VZ
Opening Day Age: 20
Ht: 6-4 **Wt:** 220 **B/T:** Right/Right
Hometown: Maturin, VZ
College: N/A
Status: Signed by Astros as a non-drafted free agent on Oct. 21, 2009.



2012

Spent the 2012 campaign Class-A Lexington ... went 1-1 with a 4.38 ERA (18 ER/37.0 IP) in seven starts prior to the All-Star break ... longest outing was a 7.2-inning effort against Asheville on July 2 ... won three consecutive starts (July 23-Aug. 2) and four consecutive decisions (July 2-Aug. 2) ... tossed five quality starts.

2011

Began the year with advanced rookie Greenville and posted three quality starts ... assigned to the GCL Astros (Rookie) on Aug. 9 ... made two starts before returning to Greenville on Aug. 19 ... while at Greenville he was 1-0 with a 5.00 ERA (5 ER/9.0 IP) in two relief outings, while going 1-4 with a 4.37 (17 ER/35.0 IP) in seven starts ... promoted to short season Class-A Tri-City on Sept. 1.

2010

Made his pro debut with the GCL Astros ... had no record and a 0.93 ERA (1 ER/9.2 IP) in his first two starts ... ended the year with his first career-quality start -- allowing one earned run on five hits and striking out six against the GCL Nationals on July 18.

Career Notes

Recommended and signed by Felix Francisco and Miguel Chacoa at 17 years old.

Year	Team	LG	Level	ORG	W	L	ERA	G	GS	CG	SHO	SV	SVO	IP	H	R	ER	HR	HB	BB	IBB	SO	WP	BK	GDP	AVG	AB	TBF	GF
2010	GCL Astros	GCL	R	HOU	0	1	3.09	5	5	0	0	0	0	23.1	30	10	8	1	2	5	0	18	3	0	2	.309	97	104	0
2011	GCL Astros	GCL	R	HOU	0	1	1.50	2	2	0	0	0	0	6.0	8	4	1	0	0	1	0	5	0	0	1	.308	26	28	0
	Greenville	APP	R	HOU	2	4	4.50	9	7	0	0	0	0	44.0	47	29	22	2	5	7	0	42	3	1	5	.270	174	189	1
	Tri-City	NYP	A-SS	HOU	0	0	12.00	1	1	0	0	0	0	3.0	7	4	4	0	0	2	0	2	1	0	0	.467	15	17	0
2012	Lexington	SAL	A	HOU	5	5	5.42	19	19	0	0	0	0	103.0	133	69	62	13	2	26	1	77	5	0	10	.316	421	460	0
Minor League Totals					7	11	4.87	36	34	0	0	0	0	179.1	225	116	97	16	9	41	1	144	12	1	18	.307	733	798	1



2013 Pitchers

Team Information

JURI PEREZ
PITCHER

Birthdate: August 8, 1990
Birthplace: Puerto Cabello, VZ
Opening Day Age: 22 (Turns 23 on Aug. 8)
Ht: 5-11 **Wt:** 203 **B/T:** Right/Right
Hometown: Puerto Cabello, VZ
College: N/A
Status: Signed by Astros as a non-drafted free agent on May 15, 2007.



River Bandits

2012

Began season with short season Class-A Tri-City ... did not allow an earned run his first three starts (17.0 IP) ... earned New York-Penn League Pitcher of the Week honors (July 2-9) after posting no record with a 1.32 ERA (2 ER/13.2 IP) in two starts ... promoted to Class-A Lexington on July 12 ... had no record and one save with a 1.93 ERA (2 ER/9.1 IP) in two relief outings and a 2-1 record with a 5.65 ERA (9 ER/14.1 IP) in three starts ... assigned back to the ValleyCats on Aug. 5 ... finished 4-3 with one save and a 2.58 ERA (21 ER/73.1 IP).

2011

Started the year at Lexington ... assigned to Tri-City on May 26 ... was 1-1 with a 3.86 ERA (6 ER/14.0 IP) in three starts in June, and 1-4 with a 4.39 ERA (26 ER/53.1 IP) in 11 starts prior to the All-Star break.

Review

2010

Missed most of the season after undergoing Tommy John surgery ... did not pitch more than 2.0 innings in an appearance.

2009

Spent the entire season at advanced rookie Greenville ... was 3-1 with a 2.58 ERA (13 ER/45.1 IP) in his final 12 outings, including eight starts ... was 2-1 with a 2.45 ERA (10 ER/36.2 IP) in eight starts and 1-0 with a 3.60 ERA (6 ER/15.0 IP) in seven reliefs appearances ... ranked the No. 10 prospect in the Appalachian League by *Baseball America*.

Record Book

2008

With the VSL Astros (rookie) ... delivered three quality starts and never tossed more than six innings in a start.

2007

Made his pro debut at 16 years old for the VSL Astros ... was 2-1 with two saves and a 2.70 ERA (4 ER/13.1 IP) in seven relief outings in July.

Midwest League

Career Notes

Recommended and signed by Pablo Torrealba and Oscar Alvarado at 16 years old.

Houston Astros

Year	Team	LG	Level	ORG	W	L	ERA	G	GS	CG	SHO	SV	SVO	IP	H	R	ER	HR	HB	BB	IBB	SO	WP	BK	GDP	AVG	AB	TBF	GF
2007	VSL Astros	VSL	R	HOU	3	1	4.32	18	0	0	0	2	3	33.1	39	20	16	2	1	16	1	13	1	0	0	.287	136	155	7
2008	VSL Astros	VSL	R	HOU	4	4	2.68	12	1	0	0	0	0	57.0	43	22	17	2	7	19	0	28	2	0	7	.209	206	236	0
2009	Greenville	APP	R	HOU	3	1	2.79	15	8	0	0	0	0	51.2	43	22	16	7	7	19	0	60	5	0	2	.219	196	225	2
2010	GCL Astros	GCL	R	HOU	1	0	5.40	6	0	0	0	0	0	8.1	8	5	5	2	1	4	0	4	1	0	0	.258	31	37	0
2011	Lexington	SAL	A	HOU	0	1	18.90	2	1	0	0	0	0	3.1	7	7	7	1	0	2	0	7	0	0	0	.412	17	19	0
	Tri-City	NYP	A-SS	HOU	1	6	5.48	15	15	0	0	0	0	67.1	85	44	41	7	6	24	0	67	2	1	5	.312	272	308	0
2012	Lexington	SAL	A	HOU	2	1	4.18	5	3	0	0	1	1	23.2	22	16	11	1	3	12	0	21	2	1	24	.265	83	102	1
	Tri-City	NYP	A-SS	HOU	2	2	1.81	9	8	0	0	0	0	49.2	41	13	10	1	2	15	0	39	3	1	5	.222	185	204	0
Minor League Totals					16	16	3.76	82	46	0	0	3	4	294.1	288	149	123	23	27	111	1	239	16	3	22	.256	1126	1286	10

Media


2013 Pitchers



GERARDO SANCHEZ

PITCHER

Birthdate: June 8, 1989
Birthplace: Las Cruces, N.M.
Opening Day Age: 23 (Turns 24 on June 8)
Ht: 6-0 **Wt:** 170 **B/T:** Right/Right
Hometown: Dona Ana, N.M.
College: University of New Mexico
Status: Signed as a non-drafted free agent on July 16, 2012.



2012

Spent his first pro season with the GCL Astros (Rookie) ... picked up the first win of his career in his longest outing -- tossing 2.2 scoreless innings out of the bullpen against the GCL Cardinals on Aug. 13 ... did not allow a run on four hits in the ninth inning (4 IP).

Career Notes


Named the New Mexico Player of the Year in 2006, while at Mayfield High School in Las Cruces, N.M. ... attended New Mexico Junior College and earned All-Conference and All-Region honors as a freshman in 2008 ... selected by Red Sox in the 42nd round of the 2009 draft, but did not sign ... went 2-1 with a 2.92 ERA for the Eau Claire Express of the Northwoods League in 2009 ... transferred to the University of New Mexico prior to the 2010 season, going 2-2 with a 5.32 ERA and five saves as a sophomore ... was 2-3 with seven saves and a 5.26 ERA as a junior in 2011 ... named to the All-Mountain West Second team after collecting three saves with a 2.76 ERA in 21 appearances his senior season in 2012 ... his 15 career saves is the most in Lobo program history.

Year	Team	LG	Level	ORG	W	L	ERA	G	GS	CG	SHO	SV	SVO	IP	H	R	ER	HR	HB	BB	IBB	SO	WP	BK	GDP	AVG	AB	TBF	GF
2012	GCL Astros	GCL	R	HOU	2	0	1.88	10	0	0	0	2	2	14.1	15	4	3	0	1	6	2	16	2	0	3	.288	52	59	6
Minor League Totals					2	0	1.88	10	0	0	0	2	2	14.1	15	4	3	0	1	6	2	16	2	0	3	.288	52	59	6

VINCENT VELASQUEZ

PITCHER

Birthdate: June 7, 1992
Birthplace: Montclair, Calif.
Opening Day Age: 20 (Turns 21 on June 7)
Ht: 6-3 **Wt:** 203 **B/T:** Switch/Right
Hometown: Pomona, Calif.
College: N/A
Status: Selected by Astros in the second round of the June 2010 draft.



2013

Ranked the No. 13 prospect in the Astros system by *Baseball America*.

2012

Entered the season ranked the No. 27 prospect in the Astros system by *Baseball America* ... did not toss more than six innings in a start while at short season Class-A Tri-City ... threw three quality starts ... was 2-0 with a 1.76 ERA (3 ER/15.1 IP) in three starts in June ... ranked the No. 14 prospect in the New York-Penn League by *Baseball America* following the season.

2011

Ranked the No. 12 prospect in the Astros system by *Baseball America* ... missed all of the 2011 season while recovering from Tommy John surgery.

2010

Spent the season with advanced rookie Greenville ... did not allow more than two earned runs in an outing ... underwent Tommy John surgery in September ... was 1-2 with a 3.55 ERA (10 ER/25.1 IP) in six starts and did not allow an earned run while going 1-0 in two relief appearances (4 IP) ... held right-handed hitters to a .187 average (14-for-75) ... ranked by *Baseball America* as the No. 11 prospect in the Appalachian League after the season.

Career Notes

Graduated from Garey High School (Pomona, Cal.) in 2010 ... earned Rawlings All-American Second team and California - All Region First team honors his senior year ... had committed to Cal-State Fullerton.

Year	Team	LG	Level	ORG	W	L	ERA	G	GS	CG	SHO	SV	SVO	IP	H	R	ER	HR	HB	BB	IBB	SO	WP	BK	GDP	AVG	AB	TBF	GF	
2010	Greenville APP	R	HOU	2	2	3.07	8	6	0	0	0	0	0	29.1	24	12	10	4	2	5	0	25	0	0	3	.216	111	119	0	
2011	Did Not Play (due to injury)																													
2012	Tri-City	NYP	A-SS	HOU	4	1	3.35	9	9	0	0	0	0	45.2	37	19	17	2	3	17	0	51	4	2	3	.223	166	190	0	
Minor League Totals					6	3	3.24	17	15	0	0	0	0	75.0	61	31	27	6	5	22	0	76	4	2	6	.220	277	309	0	

Notes

Team Information

River Bandits

Review

Record Book

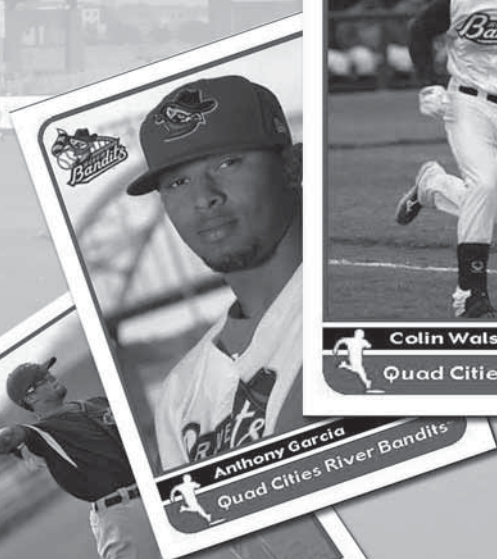

Midwest League

Houston Astros

Media

2012

Season Review



RIVER Bandits™



2012 Bandits Day-by-Day

FIRST HALF DAY-BY-DAY RESULTS

Date	Opp.	Score	Result	Record	Winner	Loser	Save	Att.	Time	Place	GB
April 5	KC	10-11	L	0-1	Stueve (1-0)	Jenkins (0-1)	Graffeo (1)	4,783	3:12	T-5th	1.0
April 6	KC	8-0	W	1-1	Hernandez (1-0)	Carl (0-1)	--	2,371	2:36	T-3rd	1.0
April 7	KC	3-7	L	1-2	Ridings (1-0)	Paulino (0-1)	--	1,857	2:42	T-5th	1.0
April 9	@PEO	8-3	W	2-2	Creath (1-0)	Shafer (0-1)	--	3,273	2:59	T-2nd	1.0
April 10	@PEO	7-1	W	3-2	Paulino (1-1)	Cruz (0-2)	--	762	2:26	T-2nd	1.0
April 11	@PEO	3-5	L	3-3	Jensen (2-0)	Villanueva (0-1)	McKirahan (1)	1,161	2:30	T-3rd	2.0
April 12	@CR	6-4	W	4-3	Creath (2-0)	Jimenez (0-1)	Wyatt (1)	886	2:29	3rd	1.0
April 13	@CR	6-5	W	5-3	McInnis (1-0)	Crowley (0-1)	Miranda (1)	803	2:50	T-1st	--
April 14	@CR	0-5	L	5-4	Diaz (1-0)	Hald (0-1)	--	719	2:03	T-2nd	1.0
April 15	@CR	11-1	W	6-4	Gaviglio (1-0)	Johnson (01)	--	885	2:49	T-1st	--
April 16	CLI	6-3	W	7-4	Villanueva (1-1)	Hidalgo (0-2)	--	681	2:39	1st	--
April 17	CLI	2-1	W	8-4	Stock (1-0)	Hunter (0-1)	Wyatt (2)	1,321	2:27	1st	--
April 18	CLI	5-4 (10)	W	9-4	Miranda (1-0)	Alsop (0-3)	--	919	3:13	1st	--
April 19	@DAY	5-4 (13)	W	10-4	Miranda (2-0)	Jensen (0-2)	Cole (1)	8,375	3:31	1st	--
April 20	@DAY	7-12	L	10-5	Allen (1-0)	Hald (0-2)	--	9,173	2:36	1st	--
April 21	@DAY	1-5	L	10-6	French (3-1)	Gaviglio (1-1)	Contreras (1)	8,899	2:27	T-1st	--
April 22	@BG	3-4	L	10-7	Cononie (1-0)	Miranda (2-1)	--	3,008	2:54	T-1st	--
April 23	@BG	10-2	W	11-7	Jenkins (1-1)	Markel (1)	--	2,043	2:28	1st	--
April 24	@BG	2-3	L	11-8	Carpenter (3-1)	Hernandez (1-1)	Patridge (1)	3,537	2:15	1st	--
April 26	WM	5-1	W	12-8	McInnis (2-0)	Palacios (0-2)	--	2,317	2:22	1st	--
April 27	WM	1-2	L	12-9	Saupold (1-0)	Jacob (0-1)	Bennett (4)	1,722	2:26	1st	--
April 28	WM	6-8	L	12-10	Collier (2-1)	Gaviglio (1-2)	Torealba (3)	1,033	3:22	1st	--
April 29	SB	Postponed due to rain -- Makeup doubleheader scheduled for May 1								T-1st	--
April 30	SB	14-3	W	13-10	Villanueva (2-1)	Pedrotty (1-1)	--	4,267	2:48	T-1st	--
May 1	SB	2-6 (7)	L	13-11	Hogben (1-0)	Wyatt (0-1)	--	--	2:03	3rd	0.5
May 1	SB	0-8 (7)	L	13-12	Siemens (1-0)	Hernandez (1-2)	--	717	1:55	3rd	1.0
May 2	@BUR	Postponed due to rain -- Makeup doubleheader scheduled for May 4								3rd	1.5
May 3	@BUR	3-1	W	14-12	Cole (1-0)	Murphy (2-2)	Wyatt (3)	381	2:42	3rd	1.5
May 4	@BUR	2-3 (10)	L	14-13	Urlaub (2-1)	Creath (2-1)	--	--	2:25	3rd	2.0
May 4	@BUR	6-5 (7)	W	15-13	Stock (2-0)	Granier (4-1)	Wyatt (4)	753	2:28	3rd	2.0
May 5	PEO	20-5	W	16-13	Villanueva (3-1)	Concepcion (0-3)	--	3,437	3:09	T-2nd	2.0
May 6	PEO	9-2	W	17-13	Hernandez (2-2)	Jensen (3-2)	--	3,651	2:33	T-2nd	1.5
May 7	PEO	5-7	L	17-14	Francescon (3-1)	Paulino (1-2)	Lorick (4)	5,411	2:39	3rd	3.0
May 8	PEO	2-7	L	17-15	Rosario (2-3)	Cornelius (0-1)	--	1,407	3:05	3rd	3.0
May 9	@WIS	5-8	L	17-16	Williams (1-3)	Creath (2-2)	Harvey (6)	3,074	2:53	3rd	4.0
May 10	@WIS	5-3	W	18-16	Gaviglio (2-2)	Goforth (3-2)	Wyatt (5)	2,567	2:29	3rd	3.0
May 11	@WIS	4-5	L	18-17	Moye (3-0)	Villanueva (3-2)	--	3,566	2:10	T-3rd	4.0
May 12	CR	6-2	W	19-17	Hernandez (3-2)	Bedrosian (0-2)	--	5,560	2:28	3rd	4.0
May 13	CR	1-2	L	19-18	Meade (1-0)	Jenkins (1-2)	Kelley (5)	3,097	3:02	T-3rd	4.0
May 14	CR	3-5	L	19-19	Giardinia (2-3)	Wyatt (0-2)	Melloris (1)	1,176	2:42	4th	4.0
May 15	CR	Postponed due to rain -- Makeup doubleheader scheduled for May 27								4th	4.5
May 16	@BEL	2-4	L	19-20	Hurlbut (1-0)	Creath (2-3)	O'Rourke (2)	460	2:24	4th	5.5
May 17	@BEL	3-7	L	19-21	Summers (4-2)	Gaviglio (2-3)	--	1,202	2:16	4th	6.5
May 18	@BEL	7-6 (11)	W	20-21	Wyatt (1-2)	Carter (1-1)	Paulino (1)	857	3:48	4th	5.5
May 19	@CLI	3-5	L	20-22	Griffin (2-0)	Hernandez (3-3)	Hunter (3)	1,014	2:17	4th	5.5
May 20	@CLI	11-12	L	20-23	Colvin (1-0)	Revez (0-1)	--	762	2:58	T-4th	6.5
May 21	@CLI	10-6	W	21-23	Stock (3-0)	Cornwell (0-1)	--	702	2:33	4th	6.5
May 23	WIS	4-5	L	21-24	Miller (3-4)	Hald (0-3)	Harvey (9)	2,034	2:46	T-4th	7.5
May 24	WIS	6-9	L	21-25	Cravy (1-1)	Paulino (1-3)	--	2,347	3:01	T-4th	8.5
May 25	WIS	5-4	W	22-25	Miranda (3-1)	Williams (2-4)	--	3,247	2:50	T-4th	7.5
May 26	@CR	4-1	W	23-25	Hernandez (4-3)	Jimenez (1-3)	Wyatt (6)	4,715	2:31	4th	7.5
May 27	@CR	10-11 (9)	L	23-26	Kelley (3-0)	Miranda (3-2)	--	--	3:07	T-4th	8.5
May 27	@CR	8-7 (7)	W	24-26	Paulino (2-3)	De Julio (1-1)	Wyatt (7)	1,469	2:04	4th	8.0
May 28	@CR	16-6	W	25-26	Cornelius (1-1)	Diaz (2-5)	--	1,801	3:01	4th	8.0
May 29	@CR	3-1	W	26-26	Hald (1-3)	Bedrosian (0-5)	Miller (1)	1,111	2:40	4th	7.0
May 30	BEL	20-3	W	27-26	Gaviglio (3-3)	Shibuya (2-3)	--	1,604	2:48	4th	7.0
May 31	BEL	1-8	L	27-27	Gruver (4-4)	Villanueva (3-3)	--	1,684	2:29	4th	7.0
June 1	BEL	5-11	L	27-28	Wheeler (7-1)	Hernandez (4-4)	Hurlbut (1)	4,971	2:39	4th	7.0
June 2	BUR	2-1 (10)	W	28-28	Wyatt (2-2)	Macias (2-5)	--	3,684	2:44	4th	6.0
June 3	BUR	1-3	L	28-29	Urlaub (4-2)	Miranda (3-3)	Joseph (2)	2,445	2:24	4th	7.0
June 4	BUR	6-2	W	29-29	Hald (2-3)	Frankoff (1-4)	--	3,643	2:20	4th	7.0
June 6	@KC	3-4	L	29-30	Brooks (4-6)	Gaviglio (3-4)	Ridings (1)	3,060	2:05	4th	8.0
June 7	@KC	1-4	L	29-31	Yambati (2-1)	Villanueva (3-4)	Giovenco (2)	3,776	2:10	4th	8.0
June 8	@KC	1-4	L	29-32	Dooley (2-0)	Cornelius (1-2)	Ridings (2)	5,754	2:15	T-4th	9.0
June 9	@BUR	6-3	W	30-32	Miranda (4-3)	Urlaub (4-4)	Wyatt (8)	1,625	2:57	T-4th	9.0
June 10	@BUR	15-16 (11)	L	30-33	Joseph (1-2)	Paulino (2-4)	--	848	3:57	5th	10.0
June 11	@BUR	18-7	W	31-33	Hald (3-3)	Granier (8-3)	--	1,016	2:53	5th	10.0
June 12	KC	5-7	L	31-34	Moen (3-2)	Gaviglio (3-5)	Culver (2)	5,029	2:42	5th	11.0
June 13	KC	6-5 (10)	W	32-34	Miller (1-0)	Ridings (4-3)	--	7,018	2:53	5th	11.0
June 14	KC	4-3	W	33-34	Revez (1-1)	Fassold (1-2)	Wyatt (9)	7,023	2:25	T-4th	11.0
June 15	WIS	3-2	W	34-34	Miller (2-0)	Williams (4-5)	--	5,051	2:34	T-3rd	10.0
June 16	WIS	Cancelled due to rain								T-3rd	10.0
June 17	WIS	4-2	W	35-34	Cole (2-0)	Pierce (1-1)	--	6,937	2:28	T-3rd	9.0

Team Information

River Bandits

Review

Record Book

Midwest League

Houston Astros

Media

2012 Bandits Day-by-Day



SECOND HALF DAY-BY-DAY RESULTS

Date	Opp.	Score	Result	Record	Winner	Loser	Save	Att.	Time	Place	GB
June 22	@PEO	5-3	W	1-0	Miller (3-0)	Rosario (6-6)	Wyatt (10)	5,513	2:28	T-1st	--
June 23	@PEO	4-2	W	2-0	Stock (4-0)	Concepcion (2-5)	Wyatt (11)	7,082	2:54	T-1st	--
June 24	@PEO	11-12	L	2-1	Cervenka (2-0)	Hald (3-4)	Wang (10)	2,329	3:10	T-2nd	1.0
June 25	@WIS	4-1	W	3-1	Villanueva (4-4)	Williams (4-6)	--	1,765	2:29	T-2nd	1.0
June 26	@WIS	2-3	L	3-2	Thompson (3-1)	Paulino (2-5)	Toledo (3)	1,987	2:21	T-3rd	1.0
June 27	@WIS	5-6	L	3-3	Miller (6-5)	Jenkins (1-3)	Toledo (4)	4,128	3:03	T-3rd	2.0
June 28	CR	1-0	W	4-3	Gaviglio (4-5)	Wood (3-7)	Wyatt (12)	2,881	2:24	T-2nd	1.0
June 29	CR	3-2 (5)	W	5-3	Hernandez (5-4)	Reynolds (0-3)	--	3,403	1:27	T-1st	--
June 30	CR	8-7	W	6-3	Wyatt (3-2)	Kelley (3-1)	--	6,357	3:08	T-1st	--
July 1	WIS	3-1	W	7-3	Villanueva (5-4)	Thompson (3-2)	Martinez (1)	1,748	2:39	1st	--
July 2	WIS	2-9	L	7-4	Miller (7-5)	Paulino (2-6)	--	2,219	2:40	T-1st	--
July 3	WIS	7-5	W	8-4	Stock (5-0)	Pierce (2-3)	Wyatt (13)	7,380	2:51	T-1st	--
July 4	@KC	12-7	W	9-4	Gaviglio (5-5)	Dooley (2-2)	Martinez (2)	9,602	3:15	1st	--
July 5	@KC	2-9	L	9-5	Brooks (5-9)	Hernandez (5-5)	--	3,126	2:30	T-1st	--
July 6	@KC	6-1	W	10-5	Hald (4-4)	Moen (3-5)	--	5,169	2:12	1st	--
July 7	CLI	2-4 (10)	L	10-6	Taylor (3-4)	Miranda (4-4)	Shackelford (5)	2,898	2:56	T-1st	--
July 8	CLI	0-5	L	10-7	Kim (2-1)	Paulino (2-7)	--	3,234	2:30	T-1st	--
July 9	CLI	10-7	W	11-7	Wyatt (4-2)	Shore (1-2)	--	2,886	3:12	T-1st	--
July 11	@LAN	7-8	L	11-8	Nicolini (4-2)	Gaviglio (5-6)	Meyer (24)	3,329	2:45	T-1st	--
July 12	@LAN	15-3	W	12-8	Hernandez (6-5)	Sanchez (8-1)	--	6,291	2:49	1st	--
July 13	@LAN	0-4	L	12-9	Ybarra (3-2)	Hald (4-5)	Berl (1)	7,007	2:26	T-1st	--
July 14	@GL	3-9	L	12-10	von Schamann (2-0)	Villanueva (5-5)	--	5,386	2:53	T-2nd	1.0
July 15	@GL	6-8	L	12-11	Rodriguez (1-0)	Stock (5-1)	Shelton (2)	3,603	3:17	T-3rd	1.0
July 16	@GL	6-2	W	13-11	Jenkins (2-3)	Ozoria (6-5)	Wyatt (14)	3,504	3:14	T-2nd	1.0
July 18	LC	1-7	L	13-12	Morimando (4-2)	Gaviglio (5-7)	--	1,532	2:40	T-4th	1.0
July 19	LC	7-2	W	14-12	Hernandez (7-5)	Radeke (5-4)	--	3,678	2:16	4th	1.0
July 20	LC	5-3	W	15-12	Watson (1-0)	Araujo (4-8)	Wyatt (15)	5,265	2:54	T-1st	--
July 21	FW	7-8 (10)	L	15-13	Stites (2-0)	Cole (2-1)	--	6,148	3:25	T-1st	--
July 22	FW	3-8	L	15-14	Wisler (4-4)	Paulino (2-8)	--	5,757	2:35	4th	1.0
July 23	FW	9-6	W	16-14	Villanueva (6-5)	Jones (1-3)	Wyatt (16)	2,140	3:00	T-2nd	1.0
July 25	@CLI	0-1	L	16-15	Colvin (3-2)	Barracough (0-1)	--	751	2:24	T-2nd	2.0
July 26	@CLI	4-5	L	16-16	Shackelford (1-1)	Miranda (4-5)	--	1,417	2:46	T-3rd	3.0
July 27	@CLI	1-10	L	16-17	Guaibe (2-0)	Watson (1-1)	--	2,107	2:34	T-3rd	4.0
July 28	@KC	2-3	L	16-18	Mitchell (4-5)	Wyatt (4-3)	--	11,121	2:38	4th	5.0
July 29	@KC	1-5	L	16-19	Brooks (9-9)	Paulino (2-9)	--	5,285	2:01	5th	5.0
July 30	@KC	3-5	L	16-20	Baez (6-3)	Jenkins (2-4)	Culver (5)	3,269	2:34	T-5th	5.0
July 31	PEO	5-1	W	17-20	Gaviglio (6-7)	Jensen (9-4)	--	3,349	2:23	T-5th	5.0
Aug. 1	PEO	10-11	L	17-21	Shafer (1-2)	Llorens (0-1)	Reed (1)	1,878	3:24	6th	6.0
Aug. 2	PEO	6-4	W	18-21	Watson (2-1)	Peralta (3-7)	Wyatt (17)	3,580	2:17	T-5th	6.0
Aug. 3	PEO	4-2	W	19-21	Villanueva (7-5)	Antigua (1-1)	Miranda (2)	4,623	2:34	T-5th	5.0
Aug. 4	@BUR	4-7	L	19-22	Frankoff (4-7)	Barracough (0-2)	Joseph (12)	891	2:35	T-5th	6.0
Aug. 5	@BUR	6-2	W	20-22	Jenkins (3-4)	Lamb (0-2)	--	692	2:59	T-5th	6.0
Aug. 6	@BUR	3-1	W	21-22	Gaviglio (7-7)	Granier (11-7)	Wyatt (18)	998	2:40	T-5th	6.0
Aug. 7	@BUR	6-3	W	22-22	Cole (3-1)	Joseph (1-3)	Martinez (3)	586	2:47	T-4th	5.0
Aug. 8	BEL	1-4	L	22-23	Tomshaw (4-2)	Watson (2-2)	Gallant (1)	5,483	2:35	5th	6.0
Aug. 9	BEL	3-8	L	22-24	Wheeler (13-5)	Villanueva (7-6)	--	4,709	3:24	5th	7.0
Aug. 10	BEL	1-2	L	22-25	Williams (3-4)	Wyatt (4-4)	Jones (4)	5,369	2:45	6th	7.0
Aug. 11	BUR	9-8	W	23-25	Villanueva (8-6)	Alcantara (6-10)	Barracough (1)	5,386	2:57	6th	6.0
Aug. 12	BUR	3-4	L	23-26	Hassebrock (1-0)	Gaviglio (7-8)	Macias (4)	2,486	2:31	6th	7.0
Aug. 13	BUR	6-7 (12)	L	23-27	Chitwood (1-1)	Wyatt (4-5)	--	1,839	3:52	6th	7.0
Aug. 15	@CR	8-2	W	24-27	Watson (3-2)	Bedrosian (3-10)	--	1,766	2:30	6th	7.0
Aug. 16	@CR	8-1	W	25-27	Villanueva (9-6)	Wood (5-12)	--	2,547	2:43	6th	6.0
Aug. 17	@CR	2-3	L	25-28	Alvarez (1-2)	Wyatt (4-6)	--	4,023	2:32	6th	7.0
Aug. 18	BEL	6-4	W	26-28	Jenkins (4-4)	Tomshaw (4-3)	Barracough (2)	6,888	3:06	6th	7.0
Aug. 19	BEL	5-3	W	27-28	Gaviglio (8-8)	Hurlbut (5-6)	Wyatt (19)	3,660	2:17	T-5th	7.0
Aug. 20	BEL	2-8	L	27-29	Johnson (2-1)	Hernandez (7-6)	--	2,281	2:55	6th	8.0
Aug. 21	BEL	0-11	L	27-30	Wheeler (14-6)	Watson (3-3)	--	1,614	2:41	6th	9.0
Aug. 22	KC	6-2	W	28-30	Villanueva (10-6)	Melville (0-1)	--	4,932	2:25	6th	9.0
Aug. 23	KC	2-0	W	29-30	Whiting (1-0)	Smith (4-2)	Llorens (1)	3,790	2:08	T-5th	9.0
Aug. 24	KC	10-11	L	29-31	Brazoban (1-0)	Wyatt (4-7)	Triggs (3)	6,232	3:18	6th	9.0
Aug. 25	@CLI	3-6	L	29-32	Pries (4-0)	Gaviglio (8-9)	Brazis (4)	5,137	2:45	6th	10.0
Aug. 26	@CLI	Postponed due to rain -- Makeup doubleheader scheduled for Aug. 27									
Aug. 27	@CLI	6-7 (7)	L	29-33	Guaibe (5-0)	Hernandez (7-7)	Shackelford (10)	--	1:58	6th	11.0
Aug. 27	@CLI	1-10 (7)	L	29-34	Dobbs (4-2)	Watson (3-4)	--	776	2:00	6th	12.0
Aug. 28	@CLI	5-6 (13)	L	29-35	Corrales (4-4)	Stock (5-2)	--	905	4:15	6th	13.0
Aug. 29	KC	6-5	W	30-35	Renfro (1-0)	Triggs (1-1)	Martinez (4)	1,961	2:27	6th	13.0
Aug. 30	KC	2-1 (12)	W	31-35	Cole (4-1)	Culver (2-1)	--	3,896	3:03	T-5th	13.0
Aug. 31	KC	8-2	W	32-35	Gaviglio (9-9)	Mitchell (4-7)	Llorens (2)	6,082	2:37	T-4th	13.0
Sept. 1	@BEL	5-6	L	32-36	Jones (5-5)	Hernandez (7-8)	Baxendale (2)	1,869	2:41	5th	14.0
Sept. 2	@BEL	2-1	W	33-36	Watson (4-4)	Tomshaw (4-6)	Wyatt (20)	1,023	2:04	5th	14.0
Sept. 3	@BEL	1-6	L	33-37	Hurlbut (6-6)	Villanueva (10-7)	--	719	2:06	6th	15.0

Team Information

River Bandits

Review

Record Book

Midwest League

Houston Astros

Media



2012 Highs and Lows

HITTING HIGHS AND LOWS

Team Information

Team Miscellaneous	High	Low
Winning Streak	6 (6/13-6/23)	1 (multiple)
Losing Streak	6 (7/25-7/30)	1 (multiple)
Winning Margin	20-3 (5/30 v. BEL)	1 (multiple)
Losing Margin	11-0 (8/21 v. BEL)	1 (multiple)
Shoutout Win	4-15 (8/24 at KC)	1-0 (7/28 v. CR)
Shoutout Loss	11-0 (8/21 v. BEL)	1-0 (7/25 at CLI)
Deficit Overcome (in win)	6-0, Mid 2 (7/23 v. FW), 7-1, Mid 7 (8/11 v. BUR)	1 (multiple)
Deficit Overcome (in loss)	6-0, Mid 6 (7/21 v. FW), 6-0 Mid 5 (8/24 v. KC)	1 (multiple)
Lead Lost (in win)	6-1, End 8 (6/30 v. CR)	1 (multiple)
Lead Lost (in loss)	9-3, Mid 5 (5/20 at CLI), 8-2, Mid 3 (5/27 (1) at CR)	1 (multiple)
Home Game, Time	3:52 (8/13 BUR)	1:58 (6/29 CR)
Road Game, Time	4:15 (8/28 at KC)	1:58 (8/27 v. CR)
9-inn. Home, Time	3:24 - 2x (8/1 v. PEO, 8/9 v. BEL)	2:08 (8/23 KC)
9-inn. Road, Time	3:17 (7/15 GL)	2:01 (7/29 KC)
7-inn. Home, Time	2:03 (5/1 (1) SB)	1:55 (5/1 (2) SB)
7-inn. Road, Time	2:28 (5/4 (2) BUR)	1:58 (8/27 (2) CLI)
Home, Innings	12 - 2x (8/13 BUR, 8/30 KC)	5 (6/29 CR)
Road, Innings	13 - 2x (4/19 DAY, 8/28 CLI)	7 - 4x (5/4(2), 5/27(2), 8/27(1&2))
Crowd, Home	7,380 (7/3 KIS)	681 (4/16 CLI)
Crowd, Road	11,121 (7/28 KC)	381 (5/3 BUR)

River Bandits

Team Batting, Game	High	Low
At-Bats	53 (6/10 at BUR)	17 (6/29 v. CR)
Runs	20 - 2x (5/5 v. PEO, 5/30 v. BEL)	0 - 5x (4/14, 5/1(2), 7/8, 7/13, 7/25)
Hits	23 (5/5 v. PEO)	2 - 2x (5/1 (2) v. SB, 5/13 v. CR)
Extra-Base Hits	10 (4/30 v. SB)	0 (multiple)
Total Bases	38 (5/5 v. PEO)	3 - 3x (5/13 CR, 7/18 LC, 7/25 CLI)
Doubles	6 (8/1 PEO)	0 (multiple)
Triples	2 - 4x (4/15 at CR, 4/30 v. SB, 8/16 at CR, 8/24 v. KC)	0 (multiple)
Home Runs	4 - 2x (6/10 at BUR, 7/12 at LAN)	0 (multiple)
Runs Batted In	19 - 2x (5/5 v. PEO, 5/30 v. BEL)	0 - 6x (4/14, 5/1(2), 6/8, 7/8, 7/13, 7/25)
Sacrifice Hits	2 - 5x (4/18, 5/20 CLI, 5/25 WIS, 8/24, 8/30 KC)	0 (multiple)
Sacrifice Flies	3 (6/11 at BUR)	0 (multiple)
Stolen Bases	4 (6/10 at BUR)	0 (multiple)
Caught Stealing	4 - 2x (5/18 at BEL, 6/10 at BUR)	0 (multiple)
Bases on Balls	3 (5/4 (1) at BUR)	0 (multiple)
Intentional Walks	10 - 2x (4/28 v. WM, 5/13 v. CR)	0 (multiple)
Strikeouts	2 - 2x (4/18 v. CLI, 8/30 v. KC)	0 (multiple)
Left On Base	13 - 5x (5/24, 5/25 WIS, 7/4 KC, 7/8 CLI, 8/20 BEL)	1 (4/14 at CR)
Hit By Pitch	14 - 2x (5/18 at BEL, 8/30 v. KC)	2 - 3x (4/12 CR, 5/4(1) BUR, 8/27(1) CLI)

Review

Both Teams Batting, Game	High	Low
At-Bats	99 (6/10 at BUR)	39 (6/29 v. CR)
Runs	31 (6/10 at BUR)	1 - 2x (6/28 v. CR, 7/25 at CLI)
Hits	39 (6/10 at BUR)	6 (5/13 v. CR)
Extra-Base Hits	16 (4/30 v. SB)	1 - 8x (4/26, 4/28, 5/13, 6/23, 6/26, 7/25, 8/9, 8/10)
Total Bases	63 (6/10 at BUR)	7 (4/13 v. CR)
Doubles	11 (4/30 v. SB)	0 - 2x (6/23 at PEO, 8/10 v. BEL)
Triples	2 (multiple)	0 (multiple)
Home Runs	5 - 3x (5/11 WIS, 5/20 CLI, 6/11 BUR)	0 (multiple)
Runs Batted In	31 (6/10 at BUR)	1 - 2x (6/28 v. CR, 7/25 at CLI)
Sacrifice Hits	4 (4/19 at DAY)	0 (multiple)
Sacrifice Flies	3 - 2x (6/6 at KC, 6/11 at BUR)	0 (multiple)
Stolen Bases	4 (8/18 at BEL)	0 (multiple)
Caught Stealing	4 (8/12 v. BUR)	0 (multiple)
Bases on Balls	17 (4/28 v. WM)	1 - 3x (7/29 at KC, 8/19 v. BEL, 8/23 v. KC)
Intentional Walks	3 (4/18 v. CLI)	0 (multiple)
Strikeouts	27 - 2x (8/13 v. BUR, 8/20 v. BEL)	5 (5/27 (2) at CR)
Left On Base	26 (5/27 (1) at CR)	4 (7/19 v. LC)
Hit By Pitch	6 (5/28 at CR)	0 (multiple)

Record Book

Team Batting, Inning	High	Low
Batters	15 (5/30 v. BEL-1st)	Multiple tied
Runs	12 (5/30 v. BEL-1st)	Multiple tied
Hits	10 (5/30 v. BEL-1st)	Multiple tied
Home Runs	2 - 7x (4/23 BG-4, 5/4(1) BUR-4, 5/27(1) CR-1, 7/4 KC-9, 7/12 LAN-2, 7/23 FW-5, 8/15 CR-2)	Multiple tied
Stolen Bases	2 (multiple)	Multiple tied

Midwest League

Team Batting Streaks	High	Low
Consecutive Hits	6 - 2x (5/30 v. BEL-1st, 7/11 at LAN-8th)	Multiple tied
Consecutive Home Runs	2 (7/23 v. FW-5th, D. Bergin 3-R & L. Mateo solo)	Multiple tied
Consecutive Games with Home Run	8 (6/15-6/17 v. WIS, 6/22-6/24 at PEO, 6/25-6/27 at WIS)	Multiple tied

Houston Astros

Individual Batting	High	Player
At-Bats	6	M. Williams (6/10 at BUR)
Runs	4 - 6x	V. Hill (5/30), N. Martini-2x (5/5, 6/11), D. Medina (6/11), M. Williams-2x (6/11, 7/12)
Hits	6	T. Rahmatulla (6/10 at BUR)
Extra-Base Hits	4 - 2x	T. Rahmatulla (6/10 at BUR), M. Williams (7/12 at LAN)
Total Bases	14	T. Rahmatulla (6/10 at BUR)
Doubles	3	T. Rahmatulla (7/12 at LAN), S. Piscotty (7/3 v. WIS)
Triples	2	N. Martini (8/24 v. KC)
Home Runs	2 - 5x	J. Castillo (4/13), A. Garcia (5/30), L. Mateo (5/20), T. Rahmatulla (6/10), C. Walsh (5/6)
Runs Batted In	6	T. Rahmatulla (6/10 at BUR)
Sacrifice Hits	1 (multiple)	Multiple tied
Sacrifice Flies	2	C. Walsh (6/11 at BUR)
Stolen Bases	3	M. Williams (7/20 v. LC)
Caught Stealing	2	M. Williams (5/4 (1) at BUR)
Bases on Balls	4	M. Williams (7/23 v. FW)
Intentional Walks	1 (multiple)	Multiple tied
Strikeouts	4 - 3x	N. Longmire (8/15 CR), A. Melchionda (8/24 KC), N. Pritchard (6/26 WIS)
Left On Base	8 - 2x	L. Mateo (5/17-5/26), D. Medina (7/23 v. FW), A. Garcia (7/23 v. FW), N. Pritchard (6/25-6/26), M. Williams (8/4-8/10)
Hit By Pitch	2	N. Martini (7/23 v. FW)

Media

Individual Streaks	High	Player
Hitting Streak, At-Bats	9	T. Rahmatulla (6/9-6/11 at BUR)
Hitting Streak, Games	16 - 2x	A. Garcia (6/22-7/7), S. Piscotty (8/11-8/27)
On-Base Streak, PAs	9 - 2x	T. Rahmatulla (6/9-6/11 at BUR), C. Walsh (5/18-5/20)
On-Base Streak, Games	9 - 2x	L. Mateo (5/17-6/22), C. Walsh (5/18-5/20)
Home Run Streak, At-Bats	2 - 3x	J. Castillo (4/13 at CR), A. Garcia (5/30 v. BEL), T. Rahmatulla (6/10 at BUR)
Home Run Streak, Games	3	A. Garcia (8/2-8/4)
Run Scored Streak, Games	8 - 3x	L. Mateo (5/17-5/26), N. Martini, T. Rahmatulla (5/24-5/30)
Strikeout Streak, At-Bats	5 - 2x	N. Pritchard (6/25-6/26), C. Walsh (4/20-4/21)
Games without a Strikeout	7	M. Williams (8/4-8/10)

2012 Highs and Lows



PITCHING HIGHS AND LOWS

Team Pitching, Game	High	Low
Innings	13 (4/19 at DAY)	5 (6/29 v. CR)
At-Bats	47 (8/13 v. BUR)	22 (6/29 v. CR)
Runs	16 (6/10 at BUR)	0 - 3x (4/6 v. KC, 6/28 v. CR, 8/23 v. KC)
Earned Runs	15 (6/10 at BUR)	0 - 7x (4/6, 4/10, 4/26, 5/3, 6/28, 7/25, 8/22, 8/23)
Hits	20 (6/10 at BUR)	2 (8/30 v. KC)
Extra-Base Hits	9 (8/27 (2) at CL1)	0 (multiple)
Total Bases	27 (6/9 at WIS)	3 - 3x (4/10 at PEO, 5/10 at WIS, 8/23 v. KC)
Doubles	6 - 3x (4/7 v. KC, 4/30 v. SB, 8/27 (2) at CL1)	0 (multiple)
Triples	2 - 3x (4/5 v. KC, 4/19 at DAY, 5/9 at WIS)	0 (multiple)
Home Runs	3 - 4x (5/11 WIS, 5/17 BEL, 5/27 (2) CR, 7/5 KC)	0 (multiple)
Runs Batted In	16 (6/10 at BUR)	0 - 5x (4/6, 8/23 KC, 5/26, 6/28 CR, 7/31 PEO)
Sacrifice Hits	3 (4/19 at DAY)	0 (multiple)
Sacrifice Flies	2 - 2x (5/20 at CL1, 7/2 v. WIS)	0 (multiple)
Stolen Bases	4 - 2x (5/18 at BEL, 7/21 v. FW)	0 (multiple)
Bases on Balls	11 - 2x (7/21 v. FW, 8/28 at CL1)	0 (multiple)
Intentional Walks	1 (multiple)	0 (multiple)
Strikeouts	17 (8/13 v. BUR)	2 - 5x (5/27 (2), 6/7, 7/11, 8/7, 9/2)
Left On Base	17 (8/28 at CL1)	1 - 3x (5/11 at WIS, 7/19 v. LC, 8/30 v. KC)
Hit By Pitch	4 (8/28 at CL1)	0 (multiple)
Wild Pitches	5 - 2x (4/28 v. WM, 5/13 v. CR)	0 (multiple)
Balks	3 (8/20 v. BEL)	0 (multiple)

Team Pitching, Inning	High	Low
Batters	12 - 2x (4/5 v. KC-2nd, 6/10 at BUR-5th)	9 (4/5 v. KC-2nd)
Runs	6 - 8x (5/1 (2) SB-1, 5/20 CL1-5, 5/27 (1) CR-4, 6/10 BUR-7, 6/30 CR-9, 7/9 CL1-1, 7/27 CL1-2, 8/21 BEL-8)	3 (5/27 (2) at CR-4th)
Hits	3 (5/27 (2) at CR-4th)	3 (7/11 at LAN-1st)
Home Runs		
Stolen Bases		

Team Pitching Streaks	High	Low
Consecutive Hits	6 (5/19 at CL1-7th to 8th)	
Consecutive Home Runs	2 - 3x (5/11 at WIS-2nd, 7/7 v. CL1-10th, 8/12 v. BUR-1st)	
Consecutive Games with a Home Run	5 (7/1-7/3 v. WIS, 7/4-7/5 at KC)	

Individual Starter	High	Pitcher
Innings	9.0	K. Hald (6/4 v. BUR)
Hits	12	T. Jenkins (5/27 (1) at CR)
Runs	9	K. Hald (4/20 at DAY)
Earned Runs	8 - 4x	K. Hald (4/20), T. Jenkins (5/20), D. Villanueva (7/14), B. Watson (8/27 (2) at WIS)
Home Runs	3 - 2x	S. Gaviglio (5/17 at BEL), D. Villanueva (5/11 at WIS)
Sacrifice Hits	1 (multiple)	Multiple tied
Sacrifice Flies	1 (multiple)	Multiple tied
Stolen Bases	3 - 4x	S. Gaviglio-2x (6/22 PEO, 7/11 LAN), D. Villanueva-2x (5/18 BEL, 7/14 GL)
Bases on Balls	6 - 2x	S. Gaviglio (7/11 at LAN), H. Hernandez (6/9 at BUR)
Intentional Walks	0	
Strikeouts	11	S. Gaviglio (7/4 at KC)
Hit By Pitch	2 - 9x	S. Gaviglio-4x, K. Hald, H. Hernandez, T. Jenkins, W. Paulino, D. Villanueva
Wild Pitches	4	T. Jenkins (5/13 v. CR)
Balks	2	H. Hernandez (8/20 v. BEL)
Runners Picked Off	2	T. Jenkins (7/16 at GL)

Individual Reliever	High	Pitcher
Innings	4.2	R. Stock (7/27 at CL1)
Hits	10	J. Cornelius (8/24 v. KC)
Runs	6 - 2x	J. Cornelius-2x (7/2 v. WIS, 8/24 v. KC)
Earned Runs	5 - 2x	B. Revesz (6/10 at BUR), J. Cornelius (8/24 v. KC)
Home Runs	2 - 2x	D. Miranda (7/7 v. CL1), W. Paulino (6/11 at BUR)
Sacrifice Hits	2 - 3x	K. Barraclough (7/25 CL1), W. Paulino-2x (5/27 (2) CR), R. Stock (8/30 at BEL)
Sacrifice Flies	2	J. Cornelius (7/2 v. WIS)
Stolen Bases	2	E. Cole (7/18 v. LC)
Bases on Balls	4	K. Barraclough (7/21 v. FW)
Intentional Walks	1 - 9x	K. Barraclough, R. Martinez, D. Miranda-3x, H. Wyatt-4x
Strikeouts	3	W. Paulino (4/10 at PEO), R. Stock-2x (8/10 v. BEL, 8/28 at BEL)
Hit By Pitch	2 - 3x	J. Cornelius (7/16 at GL), W. Paulino-2x (4/28 v. WM, 6/11 at BUR)
Wild Pitches	3 - 3x	J. Cornelius (7/16 at GL), W. Paulino-2x (4/28 v. WM, 6/11 at BUR)
Balks	1 - 9x	J. Cornelius-2x, B. Creath, D. Llorens-2x, W. Paulino, R. Stock, H. Wyatt-2x
Runners Picked Off	1	B. Revesz (6/10 at BUR)

Individual Streaks	High	Pitcher
Wins	5	R. Stock (4/17-7/3)
Losses	5	W. Paulino (4/10-4/11)
Complete Games	1 - 2x	K. Hald (6/4 v. BUR), H. Hernandez (6/29 v. CR)
Strikeouts	5 - 2x	L. Billbrough (4/10-4/11 at PEO), D. Llorens (8/9 v. BEL)
Scoreless Innings	16.1	E. Cole (4/11-5/7)
Hitless Innings	6.0	H. Wyatt (6/8-6/28)
Innings without a walk	29.1	S. Gaviglio (6/6-7/4)
Converted Save Opp.	7	H. Wyatt (5/26-6/28)

Team Fielding	High	Low
Chances	60 (4/19 at DAY)	21 (6/29 v. CR)
Putouts	39 (4/19 at DAY)	15 (6/29 v. CR)
Assists	22 (4/15 at CR)	5 - 4x (6/29 CR, 7/2 WIS, 8/20 BEL, 8/24 CR)
Outfield Assists	2 - 3x (4/14, 5/28 at CR, 6/7 at KC)	0 (multiple)
Double Plays	5 (4/15 at CR)	0 (multiple)
Errors	6 - 3x (6/24 at PEO, 7/4 at KC, 8/24 v. KC)	0 (multiple)
Opponent Errors	6 (4/19 at DAY)	0 (multiple)
Errors, Both Teams	9 (4/5 v. KC)	0 (multiple)
Errorless Games Streak	2 (multiple)	1 (multiple)
Errors, Inning	3 (8/9 v. BEL-4th)	0 (multiple)
Opp. Errors, Inning	3 - 3x (4/6 KC-4, 4/19 DAY-13, 5/4 (2) BUR-5)	0 (multiple)
Passed Balls	4 (6/27 at WIS)	0 (multiple)
Runners Caught Stealing	3 (8/12 v. BUR)	0 (multiple)

Individual Fielding	High	Player
Chances	19	D. Medina (8/19 v. BEL)
Putouts	17 - 3x	D. Medina - 3x (4/12, 4/13 at CR, 8/19 v. BEL)
Assists	10	L. Mateo (4/15 at CR)
Outfield Assists	2	A. Garcia (6/7 at KC)
Double Plays	2	D. Medina (4/13 at CR)
Errors	3 - 2x	S. Piscotty (8/25 at CL1), C. Walsh (6/24 at PEO)
Errorless Games Streak	52	A. Garcia (5/11-8/7)
Passed Balls	4	J. Castillo (6/27 at WIS)
Runners Caught Stealing	3	C. Rasmus (8/12 v. BUR)



2012 Season In Review

RIVER BANDITS - FINAL 2012 REGULAR SEASON STATISTICS

Team Information

BATTING

BATTER	AVG	G	AB	R	H	2B	3B	HR	RBI	TB	BB	IBB	SO	SB	CS	OBP	SLG	OPS	E
Apelian, Gary	.214	8	28	4	6	2	0	1	7	11	0	0	4	0	0	.233	.393	.626	1
Bergin, David	.344	10	32	4	11	0	0	3	10	20	4	0	8	0	0	.421	.625	1.946	4
Castillo, Juan	.272	87	323	47	88	16	2	6	44	126	30	0	56	2	1	.332	.390	.723	12
De La Cruz, Roberto	.207	62	242	21	50	9	0	5	29	74	5	0	67	0	2	.229	.306	.535	12
Garcia, Anthony	.280	109	396	63	111	34	3	19	74	208	34	2	107	3	6	.354	.525	.879	4
Hill, Virgil	.204	46	157	28	32	7	2	4	22	55	15	0	53	5	1	.274	.350	.625	3
Lewis, Adam	.125	7	24	1	3	1	0	0	0	4	3	0	9	0	0	.222	.167	.389	2
Longmire, Nicholas	.326	23	92	15	30	6	0	2	9	42	9	0	26	7	3	.390	.457	.847	3
Martini, Nick	.266	130	482	82	128	24	4	2	52	166	64	1	60	11	9	.361	.344	.705	5
Mateo, Luis	.257	113	405	70	104	22	4	12	64	170	27	0	105	18	6	.312	.420	.732	14
Medina, David	.241	120	431	56	104	31	2	9	72	166	50	0	133	3	3	.318	.385	.703	14
Melchionda, Anthony	.288	41	146	14	42	8	0	5	19	65	6	0	31	3	0	.316	.445	.761	5
Montero, Jesus	.192	10	26	4	5	1	0	1	4	9	2	0	6	0	0	.290	.346	.636	1
Patton, Jeremy	.222	28	90	7	20	5	0	1	15	28	18	0	15	0	0	.355	.311	.666	4
Piscotty, Stephen	.295	55	210	29	62	18	1	4	27	94	18	1	25	3	0	.376	.448	.823	22
Pritchard, Neal	.196	37	107	21	21	3	0	1	6	27	13	0	43	0	2	.312	.252	.564	9
Rahmatulla, Tyler	.322	49	183	37	59	16	2	7	42	100	17	0	36	2	2	.389	.546	.936	5
Rasmus, Casey	.220	49	150	21	33	5	1	2	9	46	7	1	35	5	0	.253	.307	.560	5
Reyes, Roberto	.229	52	179	21	41	4	1	3	16	56	19	1	43	2	3	.313	.313	.626	4
Walsh, Colin	.314	97	353	69	111	18	5	16	68	187	60	4	65	4	3	.419	.530	.949	13
Walton, Jordan	.149	18	47	6	7	1	0	0	4	8	3	0	16	0	0	.200	.170	.370	0
Wiley, Brett	.333	2	9	2	3	1	0	0	1	4	0	0	2	0	0	.333	.444	.778	2
Williams, Matt	.269	131	525	89	141	32	5	6	49	201	48	0	91	23	12	.333	.383	.716	36
Wittels, Garrett	.208	25	77	6	16	5	0	0	6	21	6	0	14	1	1	.279	.273	.552	4
Team Total	.261	139	4714	717	1228	269	32	109	649	1888	458	10	1050	92	54	.333	.401	.734	197

River Bandits

Review

Record Book

PITCHING

PITCHER	W	L	ERA	G	GS	CG	SHO	SV	SVO	IP	H	R	ER	HR	HB	BB	SO	WP	WHIP	AVG
Barraclough, Kyle	0	2	4.15	11	0	0	0	2	2	17.1	13	9	8	0	1	13	21	3	1.50	.210
Billbrough, Logan	0	0	0.00	3	0	0	0	0	0	3.0	2	0	0	0	0	8	0	0	0.67	.182
Castillo, Yunior	0	0	7.71	6	0	0	0	0	0	9.1	14	8	8	3	0	2	7	0	1.71	.333
Cole, Ethan	4	1	1.98	45	0	0	0	1	3	77.1	75	21	17	2	1	19	65	8	1.22	.259
Cornelius, Jonathan	1	2	3.27	23	8	0	0	0	1	77.0	83	42	28	2	5	18	87	3	1.31	.272
Creath, Brandon	2	3	4.50	12	0	0	0	2	18.0	17	10	9	1	0	8	17	2	1.39	.250	
Gaviglio, Sam	9	9	3.92	23	23	0	0	0	0	133.0	128	74	58	12	11	30	113	16	1.19	.247
Hald, Kyle	4	5	3.10	16	16	1	0	0	0	90.0	88	40	31	4	2	13	77	10	1.12	.254
Hernandez, Hector	7	8	4.43	24	24	1	0	0	0	126.0	141	79	62	11	7	54	94	11	1.55	.285
Jacob, Kevin	0	1	4.85	8	0	0	0	0	0	13.0	12	9	7	1	0	9	13	0	1.62	.245
Jenkins, Tyrell	4	4	5.14	19	19	0	0	0	0	82.1	84	53	47	5	3	36	80	11	1.46	.267
Llorens, Dixon	0	1	3.98	11	0	0	0	2	3	20.1	14	10	9	3	2	5	34	1	0.93	.189
Martinez, Ricky	0	0	4.81	28	0	0	0	4	4	43.0	47	25	23	1	2	15	20	7	1.44	.276
McInnis, Todd	2	0	2.54	5	5	0	0	0	0	28.1	30	10	9	1	1	9	14	3	1.34	.278
Miller, Travis	3	0	2.36	18	0	0	0	1	2	26.2	20	8	7	0	4	11	22	1	1.16	.213
Miranda, Danny	4	5	3.25	38	0	0	0	2	5	52.2	46	21	19	4	2	16	48	6	1.18	.234
Paulino, Willy	2	9	5.86	28	7	0	0	1	4	66.0	63	61	43	11	10	38	67	22	1.53	.242
Polanco, Jhonny	0	0	4.50	1	1	0	0	0	0	6.0	8	3	3	0	0	3	2	1	1.83	.333
Renfro, Josh	1	0	0.00	2	0	0	0	0	0	4.1	1	2	0	0	0	1	2	0	0.46	.067
Revesz, Bob	1	1	7.90	10	0	0	0	0	1	13.2	18	12	12	1	2	3	8	0	1.54	.340
Stock, Robert	5	2	3.8	2	0	0	0	0	1	71.0	61	46	36	9	11	48	66	14	1.54	.233
Villanueva, Dail	10	7	4.29	26	23	0	0	0	0	123.2	127	70	59	11	8	50	95	12	1.43	.264
Watson, Bradley	4	4	6.05	9	8	0	0	0	0	41.2	59	32	28	4	1	10	27	2	1.66	.337
Whiting, Boone	1	0	0.56	3	3	0	0	0	0	16.0	7	1	1	0	1	1	14	1	0.50	.130
Wyatt, Heath	4	7	2.24	55	0	0	0	20	27	64.1	53	26	16	2	7	20	57	4	1.13	.226
Team Total	68	71	3.93	139	139	2	3	33	54	1224.0	1211	672	535	88	81	431	1058	145	1.34	.257

Midwest League

Houston Astros

Media

2012 Roster



2012 OPENING DAY ROSTER (25 + # DL + * Restricted)

P RHP Logan Billbrough, RHP Ethan Cole, RHP Brandon Creath, *RHP Angel De Jesus, RHP Sam Gaviglio, LHP Kyle Hald, LHP Hector Hernandez, RHP Tyrell Jenkins, RHP Todd McInnis, LHP Danny Miranda, RHP Willy Paulino, RHP Robert Stock, LHP Dail Villanueva, RHP Heath Wyatt

C Juan Castillo, #Adam Lewis, Jesus Montero, *Cody Stanley

INF Roberto De La Cruz, Luis Mateo, Tyler Rahmatulla, Colin Walsh, Matt Williams, Garrett Wittels

OF Anthony Garcia, Nick Martini, David Medina, Roberto Reyes

#	Pitchers	Dates	Disabled/Inactive List
7	Cole, Ethan	Full Season	7/26-8/6
12	Jenkins, Tyrell	Full Season	6/3-6/27, 8/25-End of Season
15	Paulino, Willy	4/5-8/6	
15	Renfro, Josh	8/28-End of Season	
15	Whiting, Boone	8/6-8/28	
19	Martinez, Ricky	6/4-End of Season	
21	Stock, Robert	Full Season	8/15-8/25
22	Hernandez, Hector	Full Season	
23	Gaviglio, Sam	Full Season	
24	Cornelius, Jonathan	5/8-End of Season	
25	Hald, Kyle	4/5-7/17	
25	Llorens, Dixon	7/29-End of Season	
27	Villanueva, Dail	Full Season	
28	Billbrough, Logan	Full Season	
30	Castillo, Yunior	8/17-End of Season	
30	McInnis, Todd	4/5-5/15	5/4-5/15
30	Miller, Travis	5/19-7/17	
32	Wyatt, Heath	Full Season	
36	Watson, Bradley	7/17-End of Season	
37	Miranda, Danny	4/5-8/6	
37	Polanco, Jhonny	8/28-End of Season	
39	Jacob, Kevin	4/12-5/19	
39	Revesz, Bob	5/19-6/27	
41	Creath, Brandon	4/5-5/19	
50	Barracough, Kyle	4/5-4/12, 7/17-End of Season	8/25-End of Season

#	Catchers	Dates	Disabled/Inactive List
24	Montero, Jesus	4/5-5/5	
28	Rasmus, Casey	5/5-End of Season	
29, 37	Lewis, Adam	4/5-7/18, 8/7-8/17	4/5-4/20, 4/24-5/4, 5/8-6/13, 6/26-7/18
34	Castillo, Juan	Full Season	6/13-6/22, 8/7-8/15

#	Infielders	Dates	Disabled/Inactive List
3	Rahmatulla, Tyler	4/5-6/18	4/20-5/1, 5/7-5/14,
4	Mateo, Luis	Full Season	7/2-7/9
5	Piscotty, Stephen	6/28-End of Season	
8	Walsh, Colin	4/5-8/9, 8/12-End of Season	7/2-7/11, 7/12-8/12
10, 30	Wittels, Garrett	4/5-5/19	
11	Williams, Matt	Full Season	
25, 28	Patton, Jeremy	4/12-5/1, 7/15-8/12	
30	Bergin, David	7/17-End of Season	7/31-End of Season
31	De La Cruz, Roberto	4/5-7/17	4/10-4/26
35	Medina, David	Full Season	
39	Wiley, Brett	7/5-7/11	
41	Melchionda, Anthony	7/5-7/7, 7/17-End of Season	
41	Pritchard, Neal	5/19-7/17	

#	Outfielders	Dates	Disabled/Inactive List
3, 19	Reyes, Roberto	4/5-5/26, 7/2-8/2	4/25-5/7
3	Walton, Jordan	8/2-End of Season	
26	Martini, Nick	Full Season	
29	Longmire, Nicholas	7/31-End of Season	
36	Hill, Virgil	4/26-End of Season	5/10-5/17, 7/1-End of Season
39	Apelian, Gary	8/25-End of Season	
44	Garcia, Anthony	Full Season	5/17-5/26, 8/25

Team Information

River Bandits

Review

Record Book

Midwest League

Houston Astros

Media



2012 River Bandits

2012 TRANSACTIONS

Team Information

River Bandits

Review

Record Book

Midwest League

Houston Astros

Media

#	DATE	ADD/DEL	PLAYER	POS	TO	FROM
1	April 10	DELETE	Roberto De La Cruz	IF	Disabled List	QUAD CITIES
2	April 12	DELETE	Logan Billbrough	RHP	Palm Beach (Advanced A)	QUAD CITIES
3	April 12	ADD	Jeremy Patton	IF	QUAD CITIES	Extended Spring (Batavia)
4	April 12	ADD	Kevin Jacob	RHP	QUAD CITIES	Extended Spring (Batavia)
5	April 20	DELETE	Tyler Rahmatulla	IF	Disabled List	QUAD CITIES
6	April 20	ADD	Adam Lewis	C	QUAD CITIES	Disabled List
7	April 24	DELETE	Adam Lewis	C	Disabled List	QUAD CITIES
8	April 25	DELETE	Roberto Reyes	OF	Disabled List	QUAD CITIES
9	April 26	ADD	Roberto De La Cruz	IF	QUAD CITIES	Disabled List
10	April 26	ADD	Virgil Hill	OF	QUAD CITIES	Extended Spring (Batavia)
11	May 1	ADD	Tyler Rahmatulla	IF	QUAD CITIES	Disabled List
12	May 1	DELETE	Jeremy Patton	IF	Extended Spring (Batavia)	QUAD CITIES
13	May 4	DELETE	Todd McInnis	RHP	Disabled List	QUAD CITIES
14	May 4	ADD	Adam Lewis	C	QUAD CITIES	Disabled List
15	May 5	DELETE	Casey Rasmus	C	Extended Spring (Batavia)	QUAD CITIES
16	May 5	DELETE	Jesus Montero	C	Extended Spring (Batavia)	QUAD CITIES
17	May 7	DELETE	Tyler Rahmatulla	IF	Disabled List	QUAD CITIES
18	May 7	ADD	Roberto Reyes	OF	QUAD CITIES	Disabled List
19	May 8	DELETE	Adam Lewis	C	Disabled List	QUAD CITIES
20	May 8	ADD	Jonathan Cornelius	LHP	QUAD CITIES	Extended Spring (Batavia)
21	May 10	DELETE	Virgil Hill	OF	Disabled List	QUAD CITIES
22	May 14	ADD	Tyler Rahmatulla	IF	QUAD CITIES	Disabled List
23	May 15	ADD	Todd McInnis	RHP	QUAD CITIES	Disabled List
24	May 15	DELETE	Todd McInnis	RHP	Palm Beach (Advanced A)	QUAD CITIES
25	May 17	DELETE	Anthony Garcia	OF	Disabled List	QUAD CITIES
26	May 17	ADD	Virgil Hill	OF	QUAD CITIES	Disabled List
27	May 19	DELETE	Garrett Wittels	IF	Extended Spring (Batavia)	QUAD CITIES
28	May 19	DELETE	Brandon Creath	RHP	Extended Spring (Batavia)	QUAD CITIES
29	May 19	DELETE	Kevin Jacob	RHP	Extended Spring (Batavia)	QUAD CITIES
30	May 19	ADD	Neal Pritchard	IF	QUAD CITIES	Extended Spring (Batavia)
31	May 19	ADD	Travis Miller	RHP	QUAD CITIES	Extended Spring (Batavia)
32	May 19	ADD	Bob Revesz	LHP	QUAD CITIES	Extended Spring (Johnson City)
33	May 26	DELETE	Roberto Reyes	OF	Extended Spring (Batavia)	QUAD CITIES
34	May 26	ADD	Anthony Garcia	OF	QUAD CITIES	Disabled List
35	May 28	ADD	Cody Stanley	C	QUAD CITIES	Restricted List
36	May 28	DELETE	Cody Stanley	C	Palm Beach (Advanced A)	QUAD CITIES
37	June 3	DELETE	Tyrell Jenkins	RHP	Disabled List	QUAD CITIES
38	June 4	ADD	Ricky Martinez	RHP	QUAD CITIES	Palm Beach (Advanced A)
39	June 13	DELETE	Juan Castillo	C	Disabled List	QUAD CITIES
40	June 13	ADD	Adam Lewis	C	QUAD CITIES	Disabled List
41	June 18	DELETE	Tyler Rahmatulla	IF	Palm Beach (Advanced A)	QUAD CITIES
42	June 22	ADD	Juan Castillo	C	QUAD CITIES	Disabled List
43	June 26	DELETE	Adam Lewis	C	Disabled List	QUAD CITIES
44	June 27	DELETE	Bob Revesz	LHP	Batavia (Short Season A)	QUAD CITIES
45	June 27	ADD	Tyrell Jenkins	RHP	QUAD CITIES	Disabled List
46	June 28	ADD	Stephen Piscotty	IF	QUAD CITIES	N/A
47	July 1	DELETE	Virgil Hill	OF	Disabled List	QUAD CITIES



2012 TRANSACTIONS, CONTINUED

#	DATE	ADD/DEL	PLAYER	POS	TO	FROM
48	July 2	ADD	Roberto Reyes	OF	QUAD CITIES	Batavia (Short Season A)
49	July 2	DELETE	Colin Walsh	IF	Disabled List	QUAD CITIES
50	July 2	DELETE	Luis Mateo	IF	Disabled List	QUAD CITIES
51	July 5	ADD	Anthony Melchionda	IF	QUAD CITIES	Batavia (Short Season A)
52	July 5	ADD	Brett Wiley	IF	QUAD CITIES	GCL Cardinals (Rookie)
53	July 7	DELETE	Anthony Melchionda	IF	Springfield (AA)	QUAD CITIES
54	July 9	ADD	Luis Mateo	IF	QUAD CITIES	Disabled List
55	July 11	DELETE	Brett Wiley	IF	GCL Cardinals (Rookie)	QUAD CITIES
56	July 11	ADD	Colin Walsh	IF	QUAD CITIES	Disabled List
57	July 12	DELETE	Colin Walsh	IF	Disabled List	QUAD CITIES
58	July 15	ADD	Jeremy Patton	IF	QUAD CITIES	Palm Beach (Advanced A)
59	July 17	DELETE	Kyle Hald	LHP	Palm Beach (Advanced A)	QUAD CITIES
60	July 17	DELETE	Neal Pritchard	IF	Palm Beach (Advanced A)	QUAD CITIES
61	July 17	DELETE	Travis Miller	RHP	Palm Beach (Advanced A)	QUAD CITIES
62	July 17	DELETE	Roberto De La Cruz	IF	Batavia (Short Season A)	QUAD CITIES
63	July 17	ADD	Brad Watson	RHP	QUAD CITIES	Palm Beach (Advanced A)
64	July 17	ADD	Kyle Barraclough	RHP	QUAD CITIES	Batavia (Short Season A)
65	July 17	ADD	Anthony Melchionda	IF	QUAD CITIES	Batavia (Short Season A)
66	July 17	ADD	David Bergin	IF	QUAD CITIES	Batavia (Short Season A)
67	July 18	ADD	Adam Lewis	C	QUAD CITIES	Disabled List
68	July 18	DELETE	Adam Lewis	C	Batavia (Short Season A)	QUAD CITIES
69	July 26	DELETE	Ethan Cole	RHP	Disabled List	QUAD CITIES
70	July 29	ADD	Dixon Llorens	RHP	QUAD CITIES	Johnson City (Advanced Rookie)
71	July 31	DELETE	David Bergin	IF	Disabled List	QUAD CITIES
72	July 31	ADD	Nick Longmire	OF	QUAD CITIES	Palm Beach (Advanced A)
73	Aug. 2	DELETE	Roberto Reyes	OF	Palm Beach (Advanced A)	QUAD CITIES
74	Aug. 2	ADD	Jordan Walton	OF	QUAD CITIES	Batavia (Short Season A)
75	Aug. 6	DELETE	Danny Miranda	LHP	Palm Beach (Advanced A)	QUAD CITIES
76	Aug. 6	DELETE	Willy Paulino	RHP	Johnson City (Advanced Rookie)	QUAD CITIES
77	Aug. 6	ADD	Boone Whiting	RHP	QUAD CITIES	Palm Beach (Advanced A)
78	Aug. 6	ADD	Ethan Cole	RHP	QUAD CITIES	Disabled List
79	Aug. 7	DELETE	Juan Castillo	C	Temporary Inactive List	QUAD CITIES
80	Aug. 7	ADD	Adam Lewis	C	QUAD CITIES	Batavia (Short Season A)
81	Aug. 12	DELETE	Jeremy Patton	IF	Palm Beach (Advanced A)	QUAD CITIES
82	Aug. 12	ADD	Colin Walsh	IF	QUAD CITIES	Disabled List
83	Aug. 15	DELETE	Robert Stock	RHP	Disabled List	QUAD CITIES
84	Aug. 15	ADD	Juan Castillo	C	QUAD CITIES	Temporary Inactive List
85	Aug. 17	DELETE	Adam Lewis	C	Batavia (Short Season A)	QUAD CITIES
86	Aug. 17	ADD	Yunior Castillo	RHP	QUAD CITIES	Batavia (Short Season A)
87	Aug. 25	DELETE	Tyrell Jenkins	RHP	Disabled List	QUAD CITIES
88	Aug. 25	DELETE	Anthony Garcia	OF	Disabled List	QUAD CITIES
89	Aug. 25	ADD	Robert Stock	RHP	QUAD CITIES	Disabled List
90	Aug. 25	ADD	Gary Apelian	OF	QUAD CITIES	Batavia (Short Season A)
91	Aug. 25	DELETE	Kyle Barraclough	RHP	Disabled List	QUAD CITIES
92	Aug. 28	DELETE	Boone Whiting	RHP	Springfield (AA)	QUAD CITIES
93	Aug. 28	ADD	Josh Renfro	LHP	QUAD CITIES	GCL Cardinals (Rookie)
94	Aug. 28	ADD	Jhonnny Polanco	RHP	QUAD CITIES	GCL Cardinals (Rookie)

Team Information

River Bandits

Review

Record Book

Midwest League

Houston Astros

Media



2012 Awards

Team Information

River Bandits

Review

Record Book

Midwest League

Houston Astros

Media

The following River Bandits received honors during and at the conclusion of the 2012 season.

C Juan Castillo

Midwest League All-Star

OF Anthony Garcia

Midwest League Player of the Week (June 18-25)

MiLB.com Organization All-Star

LHP Kyle Hald

MiLB.com Organization All-Star

IF Luis Mateo

Midwest League All-Star

C Jesus Montero

MiLB.com Organization All-Star

IF Tyler Rahmatulla

Midwest League Player of the Week (June 4-11)

UT Colin Walsh

Midwest League All-Star

MiLB.com Organization All-Star

RHP Boone Whiting

TM

Midwest League Pitcher of the Week (Aug. 20-27)

RHP Heath Wyatt

Midwest League All-Star

Bandits

Record Book

OSCAR TAVERAS (2011)

2011 Midwest League Batting Champion

2013 St. Louis Cardinals No. 1 prospect

by MLB.com

JOE MAUER (2002)

2009 A.L. MVP

Five-Time A.L. All-Star

LANCE LYNN (2008)

2012 N.L. All-Star



RIVER
*Bandits*TM



Bandits Record Book

YEAR-BY-YEAR FINISHES: PRE-MIDWEST LEAGUE ERA (1879-1958)

Team Information

Year	Team Name	League (Class)	Affiliation	Manager	Win	Loss	Place	Playoffs/Notes
1879	Davenport Brown Stockings	Northwestern League		J.W. Green				League did not complete season
1888	Davenport	Central Interstate League		William Lucas	40	18		League disbanded in July
1888	Davenport Onion Weeders	Western Association (A)		William Lucas	4	21		Took over former Minneapolis team
1889	Davenport Hawkeyes	Central Interstate League		Bob Allen Charles Holacher Charles Hall	59	46		Team refused to play end of season

River Bandits

1891	Davenport Pilgrims	Illinois-Iowa League			23	29		Directors disbanded team in July
1901	Davenport River Rats	Illinois-Indiana-Iowa League (D)		William Smith	51	61	5 of 8	No playoffs
1902	Davenport River Rats	Illinois-Indiana-Iowa League (B)		James Hayes	59	63	5 of 8	No playoffs
1903	Davenport River Rats	Illinois-Indiana-Iowa League (B)		James Hayes	63	53	3 of 8	No playoffs
1904	Davenport River Rats	Illinois-Indiana-Iowa League (B)		Lamont McFarland James Hayes	52	68	7 of 8	No playoffs
1905	Davenport Riversides	Illinois-Indiana-Iowa League (B)		Lamont McFarland James Hayes	56	67	7 of 8	No playoffs
1906	Davenport Knickerbockers	Illinois-Indiana-Iowa League (B)		Lamont McFarland Joe Burg Albert Kennedy	45	74	8 of 8	No playoffs

Review

1909	Davenport Prodigals	Illinois-Indiana-Iowa League (B)		Charlie Shaffer	77	59	3 of 8	No playoffs
1910	Davenport Prodigals	Illinois-Indiana-Iowa League (B)		Charlie Shaffer	59	80	7 of 8	No playoffs
1911	Davenport Prodigals	Illinois-Indiana-Iowa League (B)		Daniel O'Leary	68	70	5 of 8	No playoffs
1912	Davenport Prodigals	Illinois-Indiana-Iowa League (B)		Daniel O'Leary	75	61	2 of 8	No playoffs
1913	Davenport Blue Sox	Illinois-Indiana-Iowa League (B)		Daniel O'Leary	68	67	4 of 8	No playoffs
1914	Davenport Blue Sox	Illinois-Indiana-Iowa League (B)		Daniel O'Leary	83	52	1 of 8	No playoffs
1915	Davenport Blue Sox	Illinois-Indiana-Iowa League (B)		Daniel O'Leary	76	52	1 of 8	Lost in finals to Moline
1916	Davenport Blue Sox	Illinois-Indiana-Iowa League (B)		Daniel O'Leary	56	76	8 of 8	Did not qualify

Record Book

1929	Davenport Blue Sox	Mississippi Valley League (D)		Ed Reichle	69	57	3 of 8	Did not qualify
1930	Davenport Blue Sox	Mississippi Valley League (D)		Ed Reichle	64	61	3 of 8	Did not qualify
1931	Davenport Blue Sox	Mississippi Valley League (D)		Ed Reichle	53	73	7 of 8	Did not qualify
1932	Davenport Blue Sox	Mississippi Valley League (D)		Cletus Dixon	78	47	1 of 8	Lost in finals to Rock Island
1933	Davenport Blue Sox*	Mississippi Valley League (B)		Cletus Dixon	82	32	1 of 8	MVL Champion
1934	Davenport Blue Sox	Western League (A)		Cletus Dixon	70	53	2 of 8	Lost in finals to St. Joseph
1935	Davenport Blue Sox	Western League (A)		Cletus Dixon	70	46	1 of 8	Lost in semifinals to Sioux City
1936	Davenport Blue Sox	Western League (A)	BRO	Cletus Dixon	74	52	1 of 6	Western League Champion
1937	Davenport Blue Sox	Western League (A)	BRO	John Fitzpatrick	57	59	3 of 6	Did not qualify
1946	Davenport Cubs	Illinois-Indiana-Iowa League (B)	CHC	Bill Kelly	76	44	T1 of 8	Lost in semifinals to Evansville
1947	Davenport Cubs	Illinois-Indiana-Iowa League (B)	CHC	Morrie Arnovich Dickey Kerr	55	70	6 of 8	Did not qualify
1948	Davenport Pirates	Illinois-Indiana-Iowa League (B)	PIT	Ival Goodman Bill Burwell	41	85	8 of 8	Did not qualify
1949	Davenport Pirates	Illinois-Indiana-Iowa League (B)	PIT	Bill Burwell	67	59	4 of 8	Three-I League Champion
1950	Davenport Quads	Illinois-Indiana-Iowa League (B)		Gene Hasson	49	75	8 of 8	Did not qualify
1951	Davenport Tigers	Illinois-Indiana-Iowa League (B)	DET	Marvin Olson	56	74	6 of 6	Did not qualify
1952	Davenport Tigers	Illinois-Indiana-Iowa League (B)	DET	Marvin Owen	54	69	6 of 8	Did not qualify
1957	Davenport DavSox	Illinois-Indiana-Iowa League (B)	CHW	Skeeter Scalzi	65	65	3 of 6	No playoffs
1958	Davenport DavSox	Illinois-Indiana-Iowa League (B)	CHW	Ira Hutchinson	71	58	2 of 6	Lost in finals to Cedar Rapids

* - 1933 Davenport Blue Sox are ranked No. 58 on MiLB.com's Top 100 teams.

AFFILIATE AND LEAGUE BREAKDOWN: PRE-MIDWEST LEAGUE ERA (1879-1958)

AFFILIATE	SEASONS	YEARS	LEAGUE	SEASONS	YEARS
DODGERS	2	1936-37	NORTHWESTERN LEAGUE	1	1879
CUBS	2	1946-47	WESTERN ASSOCIATION	1	1888
PIRATES	2	1948-49	CENTRAL INTERSTATE LEAGUE	2	1888-89
TIGERS	2	1951-52	ILLINOIS-IOWA LEAGUE	1	1891
WHITE SOX	2	1957-58	ILLINOIS-INDIANA-IOWA LEAGUE	23	1901-06, 1909-16, 1946-52, 1957-58
			MISSISSIPPI VALLEY LEAGUE	5	1929-33
			WESTERN LEAGUE	4	1934-37
			ALL-TIME	37	

Houston Astros

Media

Midwest League

Bandits Record Book



YEAR-BY-YEAR FINISHES: MIDWEST LEAGUE ERA (1960-2012)

Year	Team Name	League (Class) – Division	Affiliation	Manager	Win	Loss	Place	Playoffs
1960	Quad City Braves	Midwest League (D)	MIL	Travis Jackson	55	65	5th of 8	Not contested
1961	Quad City Braves	Midwest League (D)	MIL	Alex Monchak	68	56	3rd of 8	Did not qualify
1962	Quad City Angels	Midwest League (D)	LAA	John Fitzpatrick	71	54	3rd of 10	Did not qualify
1963	Quad City Angels	Midwest League (A)	LAA	Chuck Tanner	66	57	3rd of 10	Not contested
1964	Quad City Angels	Midwest League (A)	LAA	Chuck Tanner	62	56	3rd of 10	Did not qualify
1965	Quad City Angels	Midwest League (A)	CAL	Harry Dunlop	53	70	8th of 10	Not contested
1966	Quad City Angels	Midwest League (A)	CAL	Harry Dunlop	63	61	4th of 10	Did not qualify
1967	Quad City Angels	Midwest League (A)	CAL	Fred Koenig	69	51	3rd of 10	Did not qualify
1968	Quad City Angels	Midwest League (A)	CAL	Fred Koenig	65	60	2nd of 10	MWL Champion
1969	Quad City Angels	Midwest League (A)	CAL	Fred Koenig	64	57	4th of 9	Not contested
1970	Quad City Angels	Midwest League (A)	CAL	James Stubbins	68	53	2nd of 10	Lost in finals
1971	Quad City Angels	Midwest League (A) – Southern	CAL	James Stubbins	68	56	2nd of 5	MWL Champion
1972	Quad City Angels	Midwest League (A) – Southern	CAL	Dick Kinaman	69	59	2nd of 5	Did not qualify
1973	Quad City Angels	Midwest League (A) – Southern	CAL	Dick Kinaman	55	66	5th of 5	Did not qualify
1974	Quad City Angels	Midwest League (A) – Southern	CAL	Jimmy Williams	65	58	1st of 5	Lost in semifinals
1975	Quad City Angels	Midwest League (A) – Southern	CAL	Bobby Knoop	78	47	1st of 5	Lost in finals
1976	Quad City Angels	Midwest League (A) – Southern	CAL	Larry "Moose" Stubing	72	59	2nd of 5	Lost in finals
1977	Quad City Angels	Midwest League (A) – Southern	CAL	Chuck Cottier	75	64	2nd of 4	Did not qualify
1978	Quad City Angels	Midwest League (A) – Southern	CAL	Cotton Nash	67	70	2nd of 4	Lost in semifinals
1979	Quad City Cubs	Midwest League (A) – Southern	CHC	Jim Napier	77	56	1st of 4	MWL Champion
1980	Quad City Cubs	Midwest League (A) – Southern	CHC	Jim Napier	74	65	1st of 4	Lost in finals
1981	Quad City Cubs	Midwest League (A) – Southern	CHC	Rich Morales	77	58	1st of 4	Lost in finals
1982	Quad City Cubs	Midwest League (A) – Southern	CHC	George Enright	79	60	1st of 4	Lost in semifinals
1983	Quad City Cubs	Midwest League (A) – Southern	CHC	Larry Cox	68	71	3rd of 4	Did not qualify
1984	Quad City Cubs	Midwest League (A) – Southern	CHC	Larry Cox	50	88	4th of 4	Did not qualify
1985	Quad City Angels	Midwest League (A) – Southern	CAL	Bill Lachemann	66	74	3rd of 4	Did not qualify
1986	Quad City Angels	Midwest League (A) – Southern	CAL	Bill Lachemann	62	78	4th of 4	Did not qualify
1987	Quad City Angels	Midwest League (A) – Southern	CAL	Eddie Rodriguez	47	91	4th of 4	Did not qualify
1988	Quad City Angels	Midwest League (A) – Southern	CAL	Eddie Rodriguez	60	79	6th of 7	Did not qualify
1989	Quad City Angels	Midwest League (A) – Southern	CAL	Eddie Rodriguez	72	63	4th of 7	Did not qualify
1990	Quad City Angels	Midwest League (A) – Southern	CAL	Don Long	81	59	2nd of 7	MWL Champion
1991	Quad City Angels	Midwest League (A) – Southern	CAL	Mitch Seokane	74	63	3rd of 7	Did not qualify
1992	Quad City River Bandits	Midwest League (A) – Southern	CAL	Mitch Seokane	91	46	1st of 7	Lost in semifinals
1993	Quad City River Bandits	Midwest League (A) – Southern	HOU	Steve Dillard	56	74	4th of 7	Did not qualify
1994	Quad City River Bandits	Midwest League (A) – Southern	HOU	Steve Dillard	57	81	5th of 7	Did not qualify
1995	Quad City River Bandits	Midwest League (A) – Western	HOU	Jim Pankovits	76	61	1st of 6	Lost in semifinals
1996	Quad City River Bandits	Midwest League (A) – Western	HOU	Jim Pankovits	70	61	1st of 4	Lost in semifinals
1997	Quad City River Bandits	Midwest League (A) – Western	HOU	Manny Acta	59	75	4th of 4	Did not qualify
1998	Quad City River Bandits	Midwest League (A) – Western	HOU	Mike Rojas	77	62	1st of 4	Lost in quarterfinals
1999	Quad City River Bandits	Midwest League (A) – Western	MIN	Jose Marzan	77	62	1st of 4	Lost in quarterfinals
2000	Quad City River Bandits	Midwest League (A) – Western	MIN	Stan Cliburn	64	75	6th of 8	Did not qualify
2001	Quad City River Bandits	Midwest League (A) – Western	MIN	Jeff Carter	80	57	3rd of 8	Lost in quarterfinals
2002	Quad City River Bandits	Midwest League (A) – Western	MIN	Jeff Carter	71	65	3rd of 8	Lost in quarterfinals
2003	Quad City River Bandits	Midwest League (A) – Western	MIN	Jeff Carter	59	78	8th of 8	Did not qualify
2004	Swing of the Quad Cities	Midwest League (A) – Western	MIN	Kevin Boles	68	68	6th of 8	Did not qualify
2005	Swing of the Quad Cities	Midwest League (A) – Western	STL	Joe Cunningham	72	67	2nd of 8	Lost in quarterfinals
2006	Swing of the Quad Cities	Midwest League (A) – Western	STL	Keith Mitchell	76	61	2nd of 8	Lost in quarterfinals
2007	Swing of the Quad Cities	Midwest League (A) – Western	STL	Keith Mitchell	78	61	3rd of 8	Lost in quarterfinals
2008	Quad Cities River Bandits	Midwest League (A) – Western	STL	Steve Dillard	68	66	6th of 8	Did not qualify
2009	Quad Cities River Bandits	Midwest League (A) – Western	STL	Steve Dillard	61	78	6th of 8	Did not qualify
2010	Quad Cities River Bandits	Midwest League (A) – Western	STL	Johnny Rodriguez	83	55	1st of 8	Lost in quarterfinals
2011	Quad Cities River Bandits	Midwest League (A) – Western	STL	Johnny Rodriguez	81	56	1st of 8	MWL Champion
2012	Quad Cities River Bandits	Midwest League (A) – Western	STL	Luis Aguiar	68	71	4th of 8	Did not qualify

ALL-TIME AFFILIATE BREAKDOWN: MIDWEST LEAGUE ERA (1960-2012)

AFFILIATE	SEASONS	YEARS	W	L	PCT	PLAYOFFS	MWL TITLES
BRAVES	2	1960-61	123	121	.504	0	0
ANGELS (1)	17	1962-78	1130	998	.531	7	2
ANGELS (2)	8	1985-92	553	553	.500	2	1
ANGELS (total)	25		1683	1551	.520	9	3
CUBS	6	1979-84	425	398	.516	4	1
ASTROS	6	1993-98	395	414	.488	3	0
TWINS	6	1999-2004	419	405	.508	3	0
CARDINALS	8	2005-2012	587	515	.533	5	1
ALL-TIME	53		3632	3404	.516	24	5

Win-loss records are for regular season games only



Bandits Record Book

MANAGERIAL RECORDS: MIDWEST LEAGUE ERA (1960-2012)

Team Information

River Bandits

Review

Record Book

Midwest League

Houston Astros

Media

GAMES MANAGED

Rank	Manager	Games	Seasons
1.	Steve Dillard	541	1993-94, 2008-09
2.	Eddie Rodriguez	412	1987-1989
3.	Jeff Carter	411	2001-2003
4.	Fred Koenig	366	1967-1969
5.	Bill Lachemann	280	1985-1986
6.	Larry Cox	277	1983-1984
7.	Keith Mitchell	276	2006-2007
8.	Johnny Rodriguez	275	2010-2011
9.	Mitch Seoane	274	1991-1992
10.	Jim Napier	272	1979-1980

WINS

Rank	Manager	Wins	Seasons
1.	Steve Dillard	242	1993-94, 2008-09
2.	Jeff Carter	210	2001-2003
3.	Fred Koenig	198	1967-1969
4.	Eddie Rodriguez	179	1987-1989
5.	Mitch Seoane	165	1991-1992
6.	Johnny Rodriguez	164	2010-2011
7.	Keith Mitchell	154	2006-2007
8.	Jim Napier	151	1979-1980
9.	Jim Pankovits	146	1995-1996
10.	Mike Stubbins	136	1970-1971

WIN PCT. (more than 1 season)

Rank	Manager	Pct.	Seasons
1.	Mitch Seoane	.602	1991-1992
2.	Johnny Rodriguez	.596	2010-2011
3.	Keith Mitchell	.558	2006-2007
4.	Jim Napier	.555	1979-1980
5.	Mike Stubbins	.555	1970-1971
6.	Jim Pankovits	.545	1995-1996
7.	Fred Koenig	.541	1967-1969
8.	Chuck Tanner	.531	1963-1964
9.	Jeff Carter	.512	2001-2003
10.	Dick Kinaman	.498	1972-1973

LOSSES

Rank	Manager	Losses	Seasons
1.	Steve Dillard	299	1993-94, 2008-09
2.	Eddie Rodriguez	233	1987-1989
3.	Jeff Carter	200	2001-2003
4.	Fred Koenig	168	1967-1969
5.	Larry Cox	159	1983-1984
6.	Steve Dillard	155	1993-1994
7.	Bill Lachemann	152	1985-1986
8.	Harry Dunlop	131	1965-1966
9.	Dick Kinaman	125	1972-1973
T-10.	Keith Mitchell	122	2006-2007
T-10.	Jim Pankovits	122	1995-1996

Note: Jeff Carter managed the River Bandits to one tie in 2003, and therefore his wins and losses don't add up to total games managed.

Bandits Record Book



YEAR-BY-YEAR HOME ATTENDANCE: MIDWEST LEAGUE ERA (1960-2012)

<u>YEAR</u>	<u>ATTENDANCE</u>	<u>MWL Rank</u>	<u>AVERAGE/GAME*</u>	<u>OPENINGS*</u>
1960	58,987	1 (8)	983	60
1961	74,617	1 (8)	1,204	62
1962	75,568	1 (10)	1,209	62.5
1963	90,668	1 (10)	1,474	61.5
1964	108,129	1 (10)	1,833	59
1965	80,391	1 (10)	1,307	61.5
1966	67,387	2 (10)	1,087	62
1967	53,213	1 (10)	887	60
1968	63,233	1 (10)	1,012	62.5
1969	62,026	2 (10)	1,025	60.5
1970	70,089	2 (10)	1,158	60.5
1971	82,467	3 (10)	1,330	62
1972	67,108	3 (10)	1,049	64
1973	58,833	3 (10)	972	60.5
1974	61,285	4 (10)	997	61.5
1975	60,840	3 (10)	973	62.5
1976	66,062	2 (10)	1,009	65.5
1977	108,662	1 (8)	1,563	69.5
1978	124,288	1 (8)	1,814	68.5
1979	89,265	1 (8)	1,342	66.5
1980	103,445	1 (8)	1,488	69.5
1981	134,142	1 (8)	1,987	67.5
1982	157,960	1 (12)	2,273	69.5
1983	185,677	1 (12)	2,672	69.5
1984	124,788	3 (12)	1,809	69
1985	153,414	3 (12)	2,192	70
1986	116,062	5 (12)	1,658	70
1987	60,999	11 (12)	884	69
1988	115,459	6 (14)	1,661	69.5
1989	191,825	3 (14)	2,842	67.5
1990	204,889	2 (14)	2,927	70
1991	242,322	2 (14)	3,538	68.5
1992	250,745	2 (14)	3,661	68.5
1993	103,797	6 (14)	1,597	65
1994	260,471	4 (14)	3,775	69
1995	257,501	3 (14)	3,759	68.5
1996	209,513	7 (14)	3,199	65.5
1997	130,932	8 (14)	1,954	67
1998	153,886	8 (14)	2,214	69.5
1999	145,734	8 (14)	2,097	69.5
2000	138,394	9 (14)	1,991	69.5
2001	129,961	10 (14)	1,897	68.5
2002	117,559	10 (14)	1,729	68
2003	132,973	10 (14)	2,180	61
2004	173,364	9 (14)	2,938	60
2005	165,878	10 (14)	2,476	67
2006	146,688	10 (14)	2,328	63
2007	148,773	11 (14)	2,254	66
2008	207,048	8 (14)	3,451	60
2009	236,401	8 (14)	3,694	64
2010	224,128	10 (16)	3,502	64
2011	223,025	10 (16)	3,485	64
2012	240,008	9 (16)	3,582	67
Total	7,110,879		2,051	3466.5
Season Average	134,168		2,064	65

Bold indicates led league

*Through 2001, per game average is calculated by dividing total attendance by half of the total games played, and openings are calculated by half of the total games played.



Bandits Record Book

YEAR-BY-YEAR TEAM BATTING (MIDWEST LEAGUE ERA: 1960-2012)

Team Information

River Bandits

Review

Record Book

Midwest League

Houston Astros

Media

Year	AVG.	G	AB	R	H	2B	3B	HR	TB	RBI	BB	SO	SB	CS	SLG	OBP
1960	.258	120	3848	560	991	181	61	54	1510	494	517	970	60		.392	.348
1961	.239	124	3992	606	955	156	34	59	1356	522	679	832	42		.340	.351
1962	.243	125	4035	628	980	181	53	70	1477	546	582	936	65		.366	.344
1963	.234	123	3939	555	923	167	46	53	1341	452	498	897	134	53	.340	.322
1964	.228	118	3743	539	853	154	26	84	1311	441	512	1063	145	37	.350	.326
1965	.215	123	3915	461	842	145	34	51	1208	372	433	1106	115	40	.309	.300
1966	.221	124	3840	485	849	161	34	63	1267	397	463	991	62	27	.330	.313
1967	.240	120	3819	523	917	192	36	68	1385	439	504	799	128	59	.363	.333
1968	.250	115	3669	543	917	158	32	51	1292	433	420	814	145	55	.352	.335
1969	.246	121	3692	548	907	143	23	73	1315	457	487	750	108	44	.356	.340
1970	.249	121	3929	530	978	167	46	60	1417	467	383	817	138	50	.361	.318
1971	.247	124	4034	542	996	149	55	65	1450	454	442	1041	144	47	.359	.327
1972	.236	128	4193	550	990	156	55	80	1496	483	454	1168	98	33	.357	.314
1973	.241	121	3957	493	953	169	34	55	1355	438	504	993	133	35	.342	.327
1974	.234	123	3821	502	896	137	42	47	1258	413	401	829	121	49	.329	.310
1975	.252	125	3903	611	984	115	31	42	1287	514	534	657	182	31	.330	.343
1976	.262	131	4316	654	1130	184	45	52	1560	559	591	622	176	59	.361	.351
1977	.255	139	4486	665	1142	212	38	79	1667	584	577	903	156	56	.372	.344
1978	.254	137	4344	664	1102	217	35	108	1713	589	565	874	130	42	.394	.344
1979	.256	133	4183	665	1071	164	39	40	1433	353	695	752	230	79	.343	.365
1980	.260	139	4573	645	1188	186	36	61	1629	540	592	756	196	83	.356	.348
1981	.243	135	4279	569	1038	133	39	65	1444	486	527	966	166	63	.337	.330
1982	.250	139	4442	668	1112	161	34	67	1542	576	575	920	191	71	.347	.341
1983	.249	139	4386	612	1092	165	48	60	1533	505	480	1088	302	140	.350	.327
1984	.245	138	4460	531	1094	149	25	51	1446	455	461	845	187	99	.324	.321
1985	.244	140	4534	642	1107	192	36	66	1569	559	599	911	198	91	.346	.339
1986	.251	140	4349	589	1090	200	32	75	1579	528	554	1030	79	46	.363	.339
1987	.237	138	4611	537	1094	179	33	62	1525	452	502	1119	84	66	.331	.322
1988	.235	139	4526	517	1063	149	29	41	1393	447	529	991	206	99	.308	.323
1989	.244	135	4312	548	1052	193	22	65	1484	462	460	941	117	87	.344	.324
1990	.250	140	4376	660	1093	208	18	88	1601	570	553	956	171	76	.366	.347
1991	.249	137	4593	635	1143	236	36	65	1646	566	615	949	118	68	.358	.343
1992	.253	137	4328	648	1093	191	25	63	1523	554	597	860	150	78	.352	.350
1993	.252	130	4179	570	1052	180	30	68	1496	496	403	957	169	98	.358	.329
1994	.259	138	4612	612	1193	226	31	85	1736	537	374	924	103	74	.376	.321
1995	.269	137	4447	660	1195	226	31	78	1721	585	438	767	206	95	.387	.343
1996	.265	131	4391	629	1162	212	30	89	1701	555	394	845	153	100	.387	.331
1997	.252	134	4371	586	1103	190	17	89	1594	529	399	848	102	60	.365	.324
1998	.253	139	4627	657	1172	230	30	92	1738	584	412	992	197	107	.376	.322
1999	.258	139	4655	743	1203	252	28	110	1841	658	658	893	96	58	.395	.360
2000	.238	139	4535	581	1081	183	22	68	1512	517	489	858	77	51	.333	.328
2001	.262	137	4641	666	1218	239	34	85	1776	589	413	880	114	49	.383	.341
2002	.256	136	4548	592	1164	223	19	79	1662	527	424	824	71	41	.365	.337
2003	.259	138	4690	573	1215	200	29	54	1635	510	327	763	94	55	.349	.319
2004	.238	136	4516	564	1076	190	43	55	1517	496	434	1036	118	58	.336	.316
2005	.265	139	4704	738	1247	248	28	113	1890	663	523	827	126	46	.402	.344
2006	.272	137	4686	694	1274	253	30	90	1857	616	430	841	146	72	.396	.341
2007	.256	139	4653	625	1191	211	16	94	1716	553	396	940	95	54	.369	.323
2008	.241	134	4380	570	1055	208	32	101	1630	516	396	1088	97	53	.372	.313
2009	.240	139	4579	582	1101	223	32	71	1601	524	466	1110	114	47	.350	.320
2010	.255	138	4664	729	1187	283	38	114	1888	663	606	1165	88	60	.405	.343
2011	.261	137	4582	687	1196	281	33	89	1810	605	550	1025	101	48	.395	.346
2012	.261	139	4714	717	1228	269	32	109	1888	649	458	1050	92	64	.401	.333

Totals	.249	7,027	228,601	31,900	56,948	10,177	1,797	3,816	82,221	27,479	26,275	48,779	7,036	3,153	.360	
Per Year AVG.	.249	133	4,313	602	1,074	192	34	72	1,551	518	496	920	133	59	.360	.334

Bandits Record Book



YEAR-BY-YEAR TEAM PITCHING (MIDWEST LEAGUE ERA: 1960-2012)

Year	W	L	ERA	IP	G	CG	SHO	SV	H	R	ER	HR	HB	BB	SO	WP	AB	BAA
1960	55	65	4.35	984 2/3	120	38	6	--	984	620	476	54	34	588	806	71	3770	.261
1961	68	56	3.90	1060 1/3	124	69	13	--	1014	592	460	88	45	440	904	67	4078	.249
1962	71	54	3.46	1043 2/3	125	62	10	--	901	551	401	54	48	491	964	81	3913	.230
1963	66	57	3.23	1053 1/3	123	66	13	--	940	510	378	62	36	442	949	65	4005	.235
1964	62	56	3.91	1003 1/3	118	34	7	--	857	563	436	40	53	694	1016	111	3768	.227
1965	53	70	3.38	1050 1/3	123	41	10	--	881	535	395	65	71	462	1068	69	3958	.223
1966	63	61	2.89	1033 1/3	124	45	17	--	849	444	332	41	37	413	875	53	3841	.221
1967	69	51	3.02	1032 1/3	120	35	11	--	871	438	346	40	39	410	823	68	3848	.226
1968	65	60	3.24	970 1/3	115	31	9	--	861	460	349	57	26	366	764	62	3664	.235
1969	64	57	3.31	970	121	43	10	24	887	483	357	44	37	463	733	58	3692	.240
1970	68	53	3.39	1034	121	20	9	38	898	490	389	42	53	514	893	74	3929	.229
1971	68	56	3.36	1060	124	25	16	39	924	527	396	66	41	478	962	50	4034	.229
1972	69	59	3.05	1092	128	35	10	26	974	509	370	58	36	450	838	59	4193	.232
1973	55	66	3.82	1020	121	33	9	20	951	521	433	46	39	477	770	54	3957	.240
1974	65	58	2.98	1020	123	42	23	11	911	424	338	50	23	337	841	63	3821	.238
1975	78	47	2.78	1040	125	38	13	18	840	432	321	43	15	409	841	29	3903	.215
1976	72	59	3.32	1115	131	33	6	21	1056	570	411	45	32	543	674	39	4316	.245
1977	75	64	3.83	1181	139	41	10	19	1028	625	503	75	46	688	837	107	4486	.229
1978	67	70	3.84	1131	137	49	8	18	1114	627	482	65	32	479	822	81	4344	.256
1979	77	56	3.64	1123	133	29	12	24	983	570	454	45	39	617	841	87	4183	.235
1980	74	65	3.37	1196	139	38	17	25	1035	546	448	60	58	488	928	65	4573	.226
1981	77	58	3.26	1143	135	31	14	29	1038	547	414	55	43	519	813	102	4279	.243
1982	79	60	4.01	1179	139	28	6	28	1126	643	525	87	44	569	852	97	4442	.253
1983	68	71	3.50	1191	139	19	6	41	1194	621	463	83	41	399	776	62	4386	.272
1984	50	88	4.52	1179 1/3	138	13	8	20	1136	724	592	93	52	665	853	97	4460	.255
1985	66	74	3.91	1207 2/3	140	28	9	30	1206	673	525	75	58	567	938	87	4534	.266
1986	62	78	4.12	1132	140	27	11	27	1122	649	518	75	45	533	861	76	4349	.258
1987	47	91	4.70	1193 2/3	138	18	4	24	1211	778	623	73	34	676	792	111	4611	.263
1988	60	79	3.37	1209	139	17	9	22	1123	627	453	49	60	508	974	75	4610	.244
1989	72	63	3.03	1153 2/3	135	14	6	34	937	489	389	55	53	480	1069	61	4218	.222
1990	81	59	2.91	1168 2/3	140	21	10	34	1134	525	378	52	46	550	1047	69	4364	.260
1991	74	63	3.71	1209	137	9	2	35	1134	601	499	47	56	504	1131	92	4567	.248
1992	91	46	3.17	1191	137	18	4	32	1017	490	420	58	49	442	1014	92	4405	.231
1993	56	74	4.10	1087 1/3	130	16	4	23	1088	630	495	93	55	441	967	66	4184	.260
1994	57	81	4.71	1105	138	7	5	25	1207	702	578	81	82	537	1088	102	4571	.264
1995	76	61	3.19	1166 1/3	137	7	11	35	1011	533	414	73	66	418	843	71	4373	.231
1996	70	61	3.87	1147 1/3	131	3	5	36	1068	599	493	74	83	502	948	85	4321	.247
1997	59	75	4.31	1134 2/3	134	8	4	28	1095	682	544	100	72	509	963	84	4371	.251
1998	77	62	3.44	1223 1/3	139	10	14	36	1002	558	467	75	86	532	1057	78	4497	.223
1999	77	62	3.94	1220 2/3	139	2	10	31	1139	649	534	78	69	569	1103	90	4637	.246
2000	64	75	3.69	1200 2/3	139	9	8	35	1155	620	492	84	72	509	1015	92	4562	.253
2001	80	57	3.60	1204 1/3	137	7	14	42	1112	594	482	84	75	454	1010	89	4546	.245
2002	71	65	3.47	1190 1/3	136	3	6	39	1076	540	459	90	75	474	1090	77	4437	.243
2003	59	78	4.45	1208 1/3	138	3	6	29	1215	682	597	98	80	519	978	106	4641	.262
2004	68	68	3.44	1191 2/3	136	1	12	39	1061	554	455	66	60	523	1123	74	4469	.237
2005	72	67	4.32	1224 1/3	139	3	4	39	1199	700	587	103	86	520	932	96	4744	.253
2006	76	61	3.45	1207	137	4	1	30	1099	577	463	58	59	446	1034	135	4525	.243
2007	78	61	3.32	1209 1/3	139	0	11	45	1113	552	446	81	82	424	1086	117	4564	.244
2008	68	66	3.78	1153	134	0	7	35	1168	599	484	93	63	376	945	67	4420	.264
2009	61	78	4.48	1202	139	1	3	31	1220	713	598	78	67	433	980	85	4676	.261
2010	83	55	3.91	1228 1/3	138	1	11	36	1195	642	533	80	56	466	1220	96	4713	.254
2011	81	56	3.63	1198	137	1	9	43	1037	555	483	83	69	450	1105	102	4423	.234
2012	68	71	3.93	1224	139	2	3	33	1211	672	535	88	81	431	1058	145	4704	.257
Totals	3,632	3,404	3.66	60,096 2/3	7,027	1,168	476	1,329	55,608	30,757	24,413	3,602	2,859	26,194	49,814	4,291	227,879	.244
Per Year AVG.	.69	.64	3.66	1,134	133	22	9	30	1,049	580	461	68	54	494	940	81	4,300	.243

Team Information

River Bandits

Review

Record Book

Midwest League

Houston Astros

Media



Bandits Record Book

YEAR-BY-YEAR TEAM BATTING LEADERS (MIDWEST LEAGUE ERA: 1960-2012)

Team Information

River Bandits

Review

Record Book

Midwest League

Houston Astros

Media

Year	Batting Average*	Home Runs	Runs Batted In	Stolen Bases				
1960	Chalres Hasenstab	.287	Marcos Rodriguez	9	W. Wayne McDonald	62	Robert Adams	20
1961	Donald J. Ganus	.299	Charles McNeal	19	Charles McNeal	91	Donald Ganus	9
1962	Paul Schaal	.278	E. Kirkpatrick, P. Schaal	9	Paul Schaal	73	Eddie Crawford	11
1963	Dennis Meyers	.268	R.C. Stevens	12	Winston Llenas	54	Arturo Miranda	33
1964	Charles Vinson	.285	Peter Gongola	13	Charles Vinson	53	Arturo Miranda	24
1965	Anthony Davila	.243	Joseph Henderson	12	Joseph Henderson	38	Isaac McCraw	33
1966	Douglas Griffin	.276	Paul Alderette	17	Paul Alderette	68	Raymond Vegas	16
1967	Bruce Davis	.292	Paul Campbell	13	Paul Campbell	52	Martin Perez	31
1968	Isaac McCraw	.291	Dayle Campbell	12	D. Campbell, D. Cunnigan, J. Vopicka	47	Isaac McCraw	55
1969	Jerry Feldman	.281	William Parker	17	William Parker	67	Jerry Feldman	27
1970	David Chorley	.270	Vincent Bigone	11	Vincent Bigone	64	Roger Minor	67
1971	Paul Dade	.321	David Chorley	21	Sam Ashford	74	Paul Dade	27
1972	Frankie George	.304	Frankie George	15	Ronnie Jackson	73	Ronny Franks	37
1973	Gerald Remy	.335	L. Little, R. Wilson	13	Randolph Wilson	75	David Collins	32
1974	Lawrence Rush	.271	James Peters	10	Lawrence Rush	49	James Peters	16
1975	Thaddis Bosley	.298	Willie Aikens	17	Willie Aikens	91	Julio Cruz	60
1976	Richard Brewster	.294	Carney Lansford	14	Carney Lansford	86	Richard Brewster	34
1977	G. Scott Moffitt	.320	John Harris	23	John Harris	92	Richard Brewster	25
1978	Brian Harper	.283	Brian Harper	24	Brian Harper	101	Jeffrey Bertoni	41
1979	Mark Gilbert	.314	Joseph Hicks	13	Joseph Hicks	74	Mark Gilbert	50
1980	Mel Hall	.294	Carmelo Martinez	12	Carmelo Martinez	64	Greg Kornfeld	55
1981	Henry Cotto	.292	Daniel Cataline	16	Russell Piggott	65	Henry Cotto	52
1982	Wendell Henderson	.290	Wendell Henderson	10	Wendell Henderson	66	Darrin Jackson	58
1983	Shawon Dunston	.310	Steven Cordner	11	Tony Woods	63	S. Dunston, G. Jones	58
1984	James Dickerson	.279	James Dickerson	14	Hector Freytes	69	Luis Cruz	33
1985	David Montanari	.272	D. Bichette, J. Manto	11	Dante Bichette	78	Bobby Coachman	69
1986	Andres Espinoza	.286	Thomas Alfredson	19	Robert Rose	56	Kenneth Grant	19
1987	Chris Cron	.276	Theodore Dyson	13	Chris Cron	62	Christopher Graves	15
1988	Wiley Lee	.302	Bob Rose	13	Bob Rose	78	Wiley Lee	53
1989	Jim Aylward	.293	Hedi Vargas	12	Jim Aylward	77	Kevin Flora	30
1990	Chad Curtis	.307	Chad Curtis	14	Lawrence Gonzalez	75	Chad Curtis	63
1991	Clifton Garrett	.276	Jeff Kipila	18	Jeff Kipila	77	Clifton Garrett	51
1992	Orlando Palmeiro	.317	Mark Sweeney	14	Mark Sweeney	76	Orlando Palmeiro	31
1993	Jeff Bell	.293	Jeff Bell	14	Jeff Bell	76	Jeff Bell	40
1994	Kary Bridges	.302	R.J. Bowers	15	Richard Hidalgo	76	Eddie Ramos	17
1995	Donovan Mitchell	.329	Alejandro Freire	15	Noel Rodriguez	71	Carlos Hernandez	58
1996	Julio Lugo	.295	Ryan Coe	14	Chad Alexander	69	Carlos Hernandez	41
1997	Kevin Burns	.270	Kevin Burns	20	Kevin Burns	86	Brian Dallimore	24
1998	Aaron McNeal	.284	James Thomas	21	Eric Cole	83	Eric Cole	32
1999	Michael Restovich	.312	M. Restovich, B. McMillin	19	Michael Restovich	107	Brian McMillin	19
2000	E. Sandberg, M. Scanlon	.257	Eric Sandberg	15	Terry Tiffie	60	B.J. Garbe, N. Stevens	14
2001	Terry Tiffie	.309	Rob Bowen	18	Terry Tiffie	86	Rafael Boitel	36
2002	Jason Kubel	.321	Jason Kubel	17	Jason Kubel	69	James Tomlin	18
2003	Trent Oeltjen	.298	Danny Matienzo	15	Danny Matienzo	59	Trent Oeltjen	29
2004	J.R. Taylor	.265	Scott Whitrock	13	Brock Peterson	65	J.R. Taylor	21
2005	Matt Shepherd	.292	Mike Ferris	16	Mike Ferris	69	Matt Lemanczyk	48
2006	Randy Roth	.307	Randy Roth	18	Randy Roth	67	Daniel Nelson	27
2007	Christian Reyes	.273	Brandon Buckman	14	Christian Reyes	63	Daryl Jones	22
2008	Pete Kozma	.284	Tommy Pham	17	Tommy Pham	49	Tommy Pham	17
2009	Frederick Parejo	.221	Oswaldo Morales	15	Oswaldo Morales	74	Alex Castellanos	21
2010	Matt Adams	.310	Matt Adams	22	Matt Adams	88	Luis Mateo	10
2011	Oscar Taveras#	.386	Jonathan Rodriguez	20	Jonathan Rodriguez	70	Ronny Gil	18
2012	Colin Walsh	.314	Anthony Garcia	19	Anthony Garcia	74	Matt Williams	23
High	Oscar Taveras# (2011)	.351	Brian Harper (1978)	24	Michael Restovich (1999)	107	Bobby Coachman (1985)	69
Low	Frederick Parejo (2009)	.221	M. Rodriguez ('60), E. Kirkpatrick, P. Schaal ('62)	9	Joseph Henderson (1965)	38	Donald Ganus (1961)	9
Average		.293		15		71		33

*Batting Average Leader had to qualify for league batting title

#Oscar Taveras qualified for league batting title in 2011 with additional credited at-bats. His adjusted average was .351 and led the Midwest League.

Bandits Record Book



YEAR-BY-YEAR TEAM PITCHING LEADERS (MIDWEST LEAGUE ERA: 1960-2012)

Year	Wins	Earned Run Average*	Innings Pitched	Strikeouts				
1960	John Braun	10	John Braun	2.90	John Braun	152.0	Pat Jordan	143
1961	Thomas Newton	20	Dennis Ribant	1.86	Thomas Newton	228.0	Thomas Newton	208
1962	Michael Tatum	15	Edward Sukla	2.43	D. Michael Tatum	169.0	James McGlothlin	165
1963	Kenneth Turner	18	George Sherrod	2.78	Kenneth Turner	218.0	George Sherrod	201
1964	Michael Carubia	15	Michael Carubia	1.69	Michael Carubia	181.0	Michael Carubia	156
1965	Paul Click	9	Paul Click	2.44	Paul Click	140.0	Ernest Millius	112
1966	Vernon Geishert	12	Vernon Geishert	1.13	Eric Spelman	136.0	Vernon Geishert	155
1967	S. Kealey, R. Well	8	Richard Well	2.25	Richard Well	132.0	Steven Kealey	134
1968	Patrick Knutzen	9	Terry Cox	2.78	Patrick Knutzen	125.0	Terry Cox	84
1969	Brian Nelson	12	Gerald Lanning	2.43	B. Nelson, R. St. Clair	117.0	Brian Nelson	117
1970	Michael Spellman	8	Paul Pryor	3.26	Paul Pryor	127.0	Paul Pryor	131
1971	S. Monge, T. Tuley	12	Sid Monge	2.40	Sid Monge	169.0	Sid Monge	158
1972	Frank Kenyon	10	Frank Kenyon	2.73	Frank Kenyon	165.0	Frank Tanana	134
1973	Timothy Burns	11	Michael Elwood	3.49	Michael Elwood	134.0	Kenneth Barker	115
1974	Patrick Cristelli	14	Patrick Cristelli	1.99	Patrick Cristelli	176.0	Patrick Cristelli	139
1975	James Dorsey	15	James Dorsey	2.12	Douglas Slettvet	159.0	James Dorsey	161
1976	David Steck	14	Gary Boyle	1.81	G. Boyle, Clear	144.0	Mark Clear	109
1977	Greg Johnson	11	Joel Crisler	3.50	T. Joel Crisler	185.0	Joel Crisler	155
1978	Brad Havens	13	Brad Havens	2.66	Brad Havens	200.0	Brad Havens	197
1979	Joel Clark	16	Joel Clark	2.53	Thomas Spino	162.0	Steven Viskas	135
1980	Carlos Gil	15	Richard Renwick	2.33	Richard Renwick	201.0	Timothy Millner	146
1981	Thomas Smith	12	Kenneth Pryce	1.98	Glenn Swaggerty	139.0	Thomas Smith	104
1982	Darryl Banks	13	Timothy Clarke	2.91	Darryl Banks	163.0	Darryl Banks	137
1983	Mark Baker	11	Mark Baker	3.06	Jeffrey Fruge	163.0	Jeffrey Fruge	111
1984	David Lenderman	8	David Lenderman	4.14	David Lenderman	159.0	Jeffrey Schwarz	123
1985	Michael Romanovsky	12	Todd Eggersten	3.62	Todd Eggersten	174.0	Michael Romanovsky	114
1986	Stephen McGuire	12	Frank DiMichele	3.67	Timothy Burcham	171.0	Timothy Burcham	110
1987	S. Kannenberg, J. Tapia, B. Vann	7	Jose Tapia	3.39	S. Kannenberg, J. Tapia	175.0	Brandy Vann	152
1988	Gary Buckels	14	Brandy Vann	3.06	Brandy Vann	174.0	Brandy Vann	146
1989	Glenn Carter	15	Glenn Carter	2.05	R. Glenn Carter	167.0	Glenn Carter	190
1990	Marcus Moore	16	Filiberto Martinez	2.57	S. King, M. Moore	160.0	Filiberto Martinez	195
1991	Phil Leftwich	11	Phil Leftwich	3.28	Phillip Leftwich	173.0	Phil Leftwich	163
1992	John Fritz	20	John Fritz	3.03	Shad Williams	179.0	Shad Williams	152
1993	Chris Holt	11	Chris Holt	2.27	Chris Holt	186.0	Chris Holt	176
1994	Mike Grzanich	11	Mike Grzanich	3.09	Billy Wagner	153.0	Billy Wagner	204
1995	Tony Mounce	16	Tony Mounce	2.43	Tim Kester	161.0	Scott Elarton	112
1996	Brian Sikorski, Paul O'Malley	11	Brian Sikorski	3.13	Paul O'Malley	178.0	Brian Sikorski	150
1997	Jeriome Robertson	11	Bryan Braswell	3.79	Gabriel Garcia	149.0	Jeriome Robertson	135
1998	Eric Ireland	14	Tom Shearn	2.25	Eric Ireland	206.0	Eric Ireland	191
1999	Juan Rincon	14	Juan Rincon	2.92	Juan Rincon	163.0	Juan Rincon	153
2000	J. Foote, T. Sturdy	9	Tim Sturdy	2.96	Joe Foote	146.0	Joe Foote	128
2001	Brian Wolfe	13	Brian Wolfe	2.81	Brian Wolfe	160.0	Ken Holubec	129
2002	J.D. Durbin	13	J.D. Durbin	3.19	J.D. Durbin	161.0	J.D. Durbin	163
2003	Josh Hill	7	Josh Hill	3.95	Josh Hill	136.0	Josh Hill	132
2004	Julio DePaula	12	Adam Harben	3.09	Chris Schutt	143.0	Adam Harben	171
2005	K. Ool, M. Scherer	9	Matt Scherer	3.96	Matt Scherer	134.0	Matt Scherer	96
2006	Trey Hearne	12	Trey Hearne	2.25	Adam Daniels	137.2	Adam Daniels	139
2007	Brandon Dickson	11	Brandon Dickson	3.50	Brandon Dickson	144.0	Tyler Herron	130
2008	Nick Additon	9	Nick Additon	2.50	Nick Additon	119.0	Nick Additon	108
2009	R. Delgado, K. Thomas, S. McGregor	7	Kevin Thomas	4.07	Kevin Thomas	119.1	Arquimedes Nieto	89
2010	Daniel Calhoun	10	Nick Greenwood	3.56	Eric Fornaturo	140.1	Shelby Miller	140
2011	Anthony Ferrara	13	Boone Whiting	2.41	Anthony Ferrara	127.2	Trevor Rosenthal	133
2012	Dail Villanueva	10	Sam Gaviglio	3.92	Sam Gaviglio	133.0	Sam Gaviglio	113
High	T. Newton ('61), J. Fritz ('92)	20	David Lenderman (1984)	4.14	Thomas Newton (1961)	228.0	Thomas Newton (1961)	208
Low	7 Players Tied At ('87, '03, '09)	7	Vernon Geishert (1966)	1.13	B. Nelson, R. St. Clair ('69)	117.0	Terry Cox (1968)	84
Average		12		2.84		159.0		142

*Earned Run Average Leader had to qualify for league ERA title

Team Information

River Bandits

Review

Record Book

Midwest League

Houston Astros

Media



Bandits Record Book

SINGLE-SEASON INDIVIDUAL HITTING RECORD LEADERS

Team Information

BATTING AVG. (min. 400 plate app.)		
1. Oscar Taveras*	.351 (.386)	2011
2. Gerald Remy	.335	1973
3. Donovan Mitchell	.329	1995
4. Jason Kubel	.321	2002
1. Paul Dade	.321	1971
6. G. Scott Moffitt	.320	1977
7. John Harris	.318	1977
8. Orlando Palmeiro	.317	1992
9. Colin Walsh	.314	2012
Mark Gilbert	.314	1979
10. Michael Restovich	.312	1999

DOUBLES		
1. Richard Hidalgo	47	1994
2. Matt Adams	41	2010
3. John Harris	38	1991
4. Jeffrey J. Kipila	35	1978
5. Daryl Q. Sconiers	35	1962
6. Anthony Garcia	34	2012
Paul Schaal	34	2001
8. Kevin West	33	1999
Jon Schaeffer	33	2001
10. Terry Tiffe	32	1967
Bruce Davis	32	1998

WALKS		
1. Gary Jones	126	1983
2. Donald J. Ganus	113	1961
3. Brian Grebeck	108	1991
4. Jerry Feldman	99	1969
5. Kenneth Grant	96	1986
6. Eric Sandberg	95	2000
7. Tyrone A. Boykin	93	1992
8. Jon Schaeffer	92	1999
Scott Miller	92	1982
Gregory Ris	92	1978
Charles Hasenstab	92	1961

River Bandits

GAMES PLAYED		
1. Barry Wesson	138	1998
2. Jeffrey Bertoni	138	1978
3. Dante Bichette	137	1985
4. Kenneth Grant	137	1985
5. Michael Bishop	137	1977
Chad Curtis	135	1990
Bob Rose	135	1988
8. Bobby Coachman	135	1985
Ronnie Ortegon	134	1990
10. Five tied at	133	(Last: B.J. Garbe 2000)

TRIPLES		
1. George Kopacz	14	1960
2. Scott Whitrock	12	2004
Rudolph Meoli	12	1970
4. Marcos Rodriguez	11	1960
5. Gerald Remy	10	1972
Darrell Darrow	10	1972
John McCowan	10	1971
Eddie Crawford	10	1962
9. Six tied at	9	(Last: Emmitt Covich 1991)

STOLEN BASES		
1. Bobby Coachman	69	1985
2. Roger Minor	67	1970
3. Chad D. Curtis	63	1990
4. Julio L. Cruz	60	1975
5. Darrin Jackson	58	1982
6. Gary Jones	58	1983
7. Carlos Hernandez	58	1995
8. Charles Dunston	58	1983
9. Isaac McCraw	55	1968
Greg Kornfeld	55	1980

Review

TOTAL PLATE APPEARANCES		
1. Bobby Coachman	622	1985
2. Jeffrey Bertoni	600	1978
3. Darrin Jackson	590	1982
4. Matt Williams	587	2012
5. Matt Shepherd	585	2005
Michael Restovich	585	1999
7. Dante Bichette	582	1985
8. Bob Rose	574	1988
9. Kenneth Grant	572	1985
10. Dan Nelson	568	2006
Chad Curtis	568	1990

HOME RUNS		
1. Brian Harper	24	1978
2. John Harris	23	1977
3. Matt Adams	22	2010
4. James H. Thomas	21	1998
5. Jonathan Rodriguez	20	2011
Kevin L. Burns	20	1997
7. Anthony Garcia	19	2012
Brian McMillin	19	1999
Michael Restovich	19	1999
Thomas Alfreddson	19	1986
Michael Bishop	19	1978
Daryl Q. Sconiers	19	1978
Charles McNeal	19	1961

CAUGHT STEALING (since 1963)		
1. Shawon Dunston	23	1983
2. Kenneth Grant	22	1985
Luis Cruz	22	1984
Gary Jones	22	1983
Mark Gilbert	22	1979
6. Carlos Hernandez	21	1995
Chad D. Curtis	21	1990
Charles Romero	21	1988
W. Stanley Boderick	21	1983
10. Clifton Garrett	20	1991

Record Book

AT-BATS		
1. Dante Bichette	547	1985
2. Bobby Coachman	530	1985
3. Darrin Jackson	529	1982
4. Matt Williams	525	2012
5. Brian Harper	508	1978
6. Russell Piggett	507	1981
7. Jeffrey Bertoni	504	1978
8. Eric Cole	500	1998
9. Terry Tiffe	495	2001
10. Four tied at	493	(Last: Terry Tiffe 2000)

EXTRA-BASE HITS		
1. Richard Hidalgo	65	1994
Matt Adams	63	2010
3. John Harris	61	1977
4. Daryl Q. Sconiers	61	1978
5. Brian Harper	57	1978
6. Anthony Garcia	56	2012
7. Michael Restovich	55	1999
8. Jon Schaeffer	54	1999
9. Jeffrey J. Kipila	53	1991
10. Kevin L. Burns	49	1997

STOLEN BASE PCT. (min. 20, since 1963)		
1. Winston Llenas	100%	1963
2. Scott Carnes	100%	1977
3. L. Paul Dade	90.00%	1971
4. Kim Allen	89.66%	1975
5. Matt Lemanczyk	88.89%	2005
Arturo Miranda	88.89%	1964
7. Julio L. Cruz	88.24%	1978
8. Wiley Lee	86.89%	1988
9. Thaddis Bosley	86.05%	1975
10. Roger Minor	85.90%	1970

Midwest League

HITS		
1. Gerald Remy	160	1973
2. Michael Restovich	154	1999
3. Terry Tiffe	153	2001
4. Chad D. Curtis	151	1990
5. John Harris	150	1977
6. Brian Harper	149	1978
7. Darrin Jackson	146	1982
8. Dante Bichette	145	1985
9. Henry Cotto	144	1981
Matt Adams	144	2010

TOTAL BASES		
1. John Harris	265	1977
2. Brian Harper	265	1978
3. Michael Restovich	253	1999
4. Matt Adams	251	2010
5. Daryl Q. Sconiers	239	1978
6. Richard Hidalgo	234	1994
7. Chad Curtis	223	1990
8. Jason Kubel	221	2002
9. Terry Tiffe	220	2001
10. Kevin L. Burns	219	1997

SACRIFICE HITS		
1. Patrick J. Forbes	24	1992
2. Luis Rodriguez	19	2000
Orlando Palmeiro	19	1992
4. Joseph Cathey	17	1998
5. Matt Shepherd	16	2005
Brian McGlone	16	1993
Todd W. Claus	16	1992
8. Brian Grebeck	15	1991
9. Nathaniel Stevens	13	2000
Luis Rodriguez	13	1999
Dennis J. McCaffery	13	1992
Edwin Mohr	13	1979

Houston Astros

RUNS SCORED		
1. Paul Schaal	109	1962
2. Gary Jones	105	1983
3. Donald J. Ganus	99	1961
4. Jon Schaeffer	97	1999
Jeffrey Bertoni	97	1978
6. Bobby Coachman	93	1985
7. Matt Lemanczyk	92	2005
8. Michael Restovich	91	1999
9. Matt Williams	89	2012
10. Daryl Q. Sconiers	88	1978

SLUG. PCT. (min. 400 plate app.)		
1. John Harris	.561	1977
2. Matt Adams	.541	2010
3. Colin Walsh	.530	2012
4. Jon Schaeffer	.526	1999
Charles McNeal	.526	1961
6. Anthony Garcia	.525	2012
7. Randy Roth	.523	2006
8. Jason Kubel	.521	2002
9. Michael Restovich	.513	1999
10. Daryl Q. Sconiers	.513	1978

SACRIFICE FLIES		
1. Harold Kizer	10	1979
2. Luis Rodriguez	9	1999
Jeffrey J. Kipila	9	1991
Hector Freytes	9	1984
James Allen	9	1983
John Harris	9	1977
Willie Aikens	9	1975
Charles McNeal	9	1961
Matt Adams	9	2010
10. Nine tied at	8	(Last: Juan Castillo 2012)

Media

RUNS BATTED IN		
1. Michael Restovich	107	1999
2. Brian Harper	101	1978
3. John Harris	92	1977
4. Willie Aikens	91	1975
Charles McNeal	91	1961
6. Matt Adams	88	2010
7. Donald J. Ganus	87	1961
8. Terry Tiffe	86	2001
Kevin L. Burns	86	1997
Daryl Q. Sconiers	86	1978
Carney Lansford	86	1976

ON-BASE PCT. (min. 400 plate app.)		
1. Gary Jones	.467	1983
2. Donald J. Ganus	.451	1961
3. Jon Schaeffer	.444	1999
4. Jerry Feldman	.437	1969
5. Charles Hasenstab	.432	1960
6. James W. Mitchell	.420	1979
7. Colin Walsh	.419	2012
8. Kenneth Grant	.418	1986
9. Mark Gilbert	.416	1979
10. Michael Restovich	.412	1999

HIT-BY-PITCH		
1. James Walsh	45	1982
2. Kevin West	28	2001
3. Luis Maza	23	2001
Bryant Winslow	23	1993
5. Trent Oeltjen	20	2003
Jon Schaeffer	20	1999
Brian S. Dallimore	20	1997
8. Matt Scanlon	19	2000
9. Michael Sandoval	18	2002
10. Christopher Cron	17	1987

Bandits Record Book



Team Information

River Bandits

Review

Record Book

Midwest League

Houston Astros

Media

INTENTIONAL WALKS (since 1983)

1. Don Barbara	10	1991
2. Eric Sandberg	8	2000
Kevin L. Burns	8	1997
4. Mike Ferris	6	2005
Christopher Pritchett	6	1992
Andres Espinoza	6	1986
David Montanari	6	1985
8. Christopher W. Turner	5	1992
James Allen	5	1983
10. Many tied at	4	

STRIKEOUTS

1. Daniel Cataline	171	1981
2. Rolando Roomes	167	1983
3. Scott Whitrock	155	2004
4. Charles G. Phillips	146	1989
5. Edgar Lara	145	2010
6. Ray Bowers	143	1994
7. Joseph Henderson	141	1966
8. David Medina	133	2012
9. Thomas Johnson	131	1981
10. Robert Lucas	130	1962

SINGLES

1. Gerald Remy	123	1973
2. Henry Cotto	122	1981
3. Orlando Palmeiro	117	1992
4. Trent Oeltjen	115	2003
5. Bobby Coachman	114	1985
6. Wendell Henderson	113	1982
Darrin Jackson	113	1982
8. Shawn Dunston	112	1983
9. Kary Bridges	110	1994
Richard Brewster	110	1976

OPS (min. 400 plate app.)

1. Jon Schaeffer	.969	1999
2. Colin Walsh	.949	2012
3. John Harris	.946	1977
4. Donald J. Ganus	.933	1961
5. Charles McNeal	.932	1961
6. Michael Restovich	.925	1999
7. Jerry Feldman	.902	1969
8. Jason Kubel	.901	2002
9. Matt Adams	.896	2010
10. Gary Jones	.885	1983

GROUNDED INTO D.P. (since 1988)

1. Michael Sandoval	20	2002
2. Brian S. Dallimore	19	1997
3. Brian McMillin	18	1999
4. David Medina	17	2012
5. Joe Mauer	16	2002
6. Garret Anderson	16	1991
7. Christian Reyes	15	2007
8. Terry Tiffie	14	2000
Mike Rennhack	14	1994
Rafael Muratti	14	1991

AT-BATS/HOME RUN (min. 250 plate app.)

1. Michael Bishop	14.7	1978
2. Tyler Greene	14.9	2006
3. Jim Thomas	16.3	1998
4. Theodore Dyson	16.8	1987
5. Ryan Coe	17.6	1996
6. Nick Stavinoha	17.9	2005
7. Charles McNeal	18.0	1961
8. Peter Gongola	18.3	1964
9. Tommy Pham	18.4	2008
10. Thomas Alfredson	18.5	1986

AT-BATS/STRIKEOUT (min. 250 plate app.)

1. Juan Lucena	30.2	2005
2. Jesus Merchan	21.8	2003
3. Douglas Griffin	17.2	1969
4. Steve Tebbetts	17.0	1976
5. Jarrett Hoffpauir	16.2	2005
6. Richard Brewster	15.6	1976
7. Kary Bridges	15.4	1994
8. Carl Person	15.1	1975
9. Kary Bridges	14.6	1993
10. Garrett Guzman	13.5	2003

PLATE APPEARANCES/K (min. 250 plate app.)

1. Juan Lucena	32.7	2005
2. Jesus Merchan	24.4	2003
3. Douglas Griffin	19.6	1969
4. Steve Tebbetts	19.6	1976
5. Jarrett Hoffpauir	18.3	2005
6. Richard Brewster	17.8	1976
7. Kary Bridges	17.2	1994
8. Carl Person	16.7	1975
9. Kary Bridges	16.7	1993
10. Garrett Guzman	15.1	2003

*Oscar Taveras was awarded the league batting title in 2011 with additional credited at-bats under rule 10.22(a): "...any player with fewer than the required number of plate appearances whose average would be the highest, if he were charged with the required number of plate appearances shall be awarded the (title)." His season average was .386, and his adjusted average was .351.

SINGLE-SEASON TEAM HITTING RECORDS

Highest Batting Average	.272, (2006)
Highest Slugging %	.402, (2005)
Highest On-Base %	.365, (1979)
Most Home Runs	114, (2010)
Most At-Bats	4714, (2012)
Most Runs Scored	743, (1999)
Most Hits	1274, (2006)
Most RBI	663, (2005, 2010)
Most Doubles	283, (2010)
Most Triples	60, (1960)
Most Total Bases	1890, (2005)
Most Walks	695, (1979)
Most Stolen Bases	302, (1983)
Most Times Caught Stealing	140, (1983)
Most Strikeouts	1168, (1972)



Bandits Record Book

SINGLE-SEASON INDIVIDUAL PITCHING RECORD LEADERS

Team Information

WINS	
1.	John Fritz 20
	Thomas Newton 20
3.	Kenneth Turner 18
4.	Dennis Ribant 17
5.	Tony Mounce 16
	Marcus Moore 16
	Joel Clark 16
8.	Glenn Carter 15
	Carlos Gil 15
	James Dorsey 15
	Michael Carubia 15
	Michael Tatum 15

River Bandits

LOSSES	
1.	Scott Kannenberg 17
2.	Dan Lock 15
	Daryl Green 15
	Brandy Vann 15
	Joel Crisler 15
6.	Gabe Garcia 14
	Daryl Green 14
	Michael Butler 14
	Jeffrey Schwarz 14
10.	Jackie Davidson 13
	Kenneth Turner 13

Review

WINNING PERCENTAGE (min. 8 wins)	
1.	Daniel Calhoun 1.000
2.	Francis Panick .909
3.	Dennis Ribant .895
4.	Carlos Gil .882
5.	David Steck .875
6.	Brian Nelson .857
7.	John Fritz .833
	James Dorsey .833
9.	Gary Buckels .824
10.	Kevin Ool .818

Record Book

EARNED RUN AVERAGE (min. 112 IP)	
1.	Vernon Geishert 1.13
2.	Michael Carubia 1.69
3.	Gary Boyle 1.81
4.	Dennis Ribant 1.86
5.	Kenneth Pryce 1.98
6.	Eric Spelman 1.99
	Patrick Cristelli 1.99
8.	Glenn Carter 2.05
9.	Louis Mellini 2.10
10.	James Dorsey 2.12

Midwest League

GAMES	
1.	Joe Messman 63
	Brian Hecht 61
3.	Saul Rivera 60
4.	Eric Spelman 59
5.	Mike Sillman 56
	Jaymie Torres 56
7.	John Halama 55
	Steven Kealey 55
9.	Heath Wyatt 54
	Ramon Delgado 53
	Henry Bonilla 53
	Ronald Kaufman 53

Houston Astros

STARTS	
1.	Kenneth Turner 29
2.	Brent Hoard 28
	Juan Rincon 28
	Eric Ireland 28
	Daryl Green 28
	David Holdridge 28
7.	14 tied at 27
	(Last: J.D. Durbin and Colby Miller 2002)

Media

INNINGS PITCHED	
1.	Thomas Newton 228
2.	Kenneth Turner 218
3.	Eric Ireland 206
4.	George Sherrad 204
5.	Richard Renwick 201
6.	Brad Havens 200
7.	Chris Holt 186.1
8.	Joel Crisler 185
9.	Michael Carubia 181
10.	Shad Williams 179.1

COMPLETE GAMES	
1.	Thomas Newton 22
2.	Brad Havens 17
	Dennis Ribant 17
4.	Kenneth Turner 16
5.	Michael Carubia 15
	George Sherrad 15
7.	Richard Renwick 14
	Patrick Cristelli 14
9.	Vernon Geishert 13
	Michael Tatum 13

SHUTOUTS	
1.	Richard Renwick 6
	Francis Panick 6
	Vernon Geishert 6
4.	Isidro Monge 5
	Dennis Ribant 5
6.	Frank DiMichele 4
	Timothy Millner 4
	James Dorsey 4
	Patrick Cristelli 4
	Kenneth Turner 4
	Thomas Newton 4

SAVES	
1.	Kenny Miquies 31
2.	John Huey 26
3.	Henry Bonilla 25
4.	Saul Rivera 23
	Manuel Barrios 23
6.	Mike Sillman 22
	Brian Hecht 22
	Mark Zappelli 22
	Barry Dacus 22
10.	Michael Walter 21

HITS ALLOWED	
1.	Scott Kannenberg 230
2.	Thomas Newton 201
3.	Michael Butler 190
4.	Kenneth Turner 180
5.	Jeffrey Fruge 177
6.	George Sherrad 175
7.	Paul O'Malley 173
8.	Eric Ireland 172
9.	Brad Havens 171
10.	Michael Romanovsky 169

RUNS ALLOWED	
1.	Scott Kannenberg 132
2.	Michael Butler 118
3.	Todd Eggersten 110
4.	Jackie Davidson 102
5.	Timothy Burcham 100
6.	James Evans 96
	Daryl Green 96
8.	Dan Lock 94
	Kenneth Turner 94
10.	Ronald Herr 93

HOME RUNS ALLOWED	
1.	Chuck Smith 16
	Todd Eggersten 16
	Jackie Davidson 16
	Terry Tuley 16
	George Sherrad 16
	Laurence O'Mara 16
7.	Shaun Garceau 15
	Matt Scherer 15
	Brian Fitts 15
	Eric Ireland 15
	Timothy Burcham 15
	Christopher Collins 15
	Thomas Newton 15

OPPONENTS BATTING AVERAGE (min. 80 IP)	
1.	Glenn Carter .187
2.	Aaron Miller .188
	Billy Wagner .188
4.	Brad Furnish .191
5.	Tony Cento .192
6.	Scott Tyler .201
7.	Filiberto Martinez .203
8.	Grant Balfour .204
9.	John Fritz .205
	Tony Mounce .205

OPPONENTS OBP (min. 80 IP, since 1988)	
1.	Brian Wolfe .258
2.	Glenn Carter .261
3.	Manny (Sandy) Tejada .263
4.	Trey Hearne .268
5.	Brad Furnish .269
6.	Ramon Delgado .270
7.	Michael Erb .272
8.	Nick Blackburn .276
	Tony Mounce .276
10.	Nick Additon .277

STRIKEOUTS	
1.	Thomas Newton 208
2.	Billy Wagner 204
3.	George Sherrad 201
4.	Brad Havens 197
5.	Filiberto Martinez 195
6.	Eric Ireland 191
7.	Glenn Carter 190
8.	Chris Holt 176
9.	Adam Harben 171
10.	Wilfredo Rodriguez 170
	Lon Morton 170
	Kenneth Turner 170

STRIKEOUT-TO-WALK RATIO (min. 100 IP)	
1.	Vernon Geishert 7.75
2.	Kenneth Pryce 6.38
3.	Tim Kester 5.55
4.	George Sherrad 5.29
5.	Tyler Herron 5.00
6.	Brian Wolfe 4.00
	Rodney Maxwell 4.00
8.	Dennis Ribant 3.97
9.	Chance Gledhill 3.83
10.	Steven Kealey 3.83

WALKS	
1.	Richard Evans 143
2.	Joel Crisler 134
3.	Patrick Jordan 119
4.	Jeffrey Schwarz 111
	Mark Clear 111
6.	Larry Pardo 110
7.	Kenneth Turner 109
8.	Marcus Moore 106
9.	Jackie Davidson 103
10.	Lester Mundel 98

INTENTIONAL WALKS	
1.	Hecht, Brian 12
2.	Brandon, Eric 11
	Fruge, Jeffrey 11
4.	Cento, Tony 9
	Blevins, Bradley 9
	Maneff, Christopher 9
	Sherrad, George 9
8.	Several tied at 7

HIT BATSMEN	
1.	Joel Crisler 19
2.	Richard Evans 17
3.	Jamie Walker 16
	Justin Martin 16
	Richard Wantz 16
6.	Jason Richardson 15
	Ryan Mills 15
	Charles Jacobs 15
	Eric Ireland 15
	Lester Mundel 15

WILD PITCHES	
1.	Larry Pardo 31
2.	Adam Daniels 28
3.	Willy Paulino 22
4.	Vance Lovelace 20
	Lester Mundel 20
6.	Daryl Banks 18
	Blake King 18
8.	Larry Cook 17
	Jeffrey Schwarz 17
	Gary Balla 17
	Joel Crisler 17
	Richard Evans 17

Bandits Record Book



BALKS		WALKS + HITS/IP (WHIP, min. 100 IP)	
1. Derek Root	10	1996	1. Vernon Geishert .541 1966
Steven King	10	1990	2. Steven Kealey .721 1967
3. Wilfredo Rodriguez	9	1998	3. Eric Spelman .743 1966
Brian Sikorski	9	1996	4. Terry Cox .775 1968
Billy Wagner	9	1994	5. Michael Carubia .796 1964
Marcus Moore	9	1990	6. Kenneth Turner .826 1963
7. Glenn Carter	8	1989	7. Lester Mundel .832 1966
Bruce Vegely	8	1989	8. Richard Well .841 1967
9. Edward Lewis	6	1994	9. Lon Morton .842 1963
Roberto Castillo	6	1990	10. George Sherrod .858 1963
Stephen Dunn	6	1988	

SINGLE-SEASON INDIVIDUAL RELIEF PITCHING RECORD LEADERS

To qualify for relief pitching records, a player must have 25 relief appearances. There are no inning restrictions.

WINS		OPPONENTS BATTING AVERAGE (since 1988)		WALKS + HITS/IP (WHIP)	
1. Gary Buckels	14	1988	1. Darryl Scott .137 1991	1. Donald Richards	0.72 1968
2. Julio DePaula	12	2004	2. Mike Hook .146 1990	Steven Kealey	0.72 1967
3. Mark Baker	11	1983	3. Jannio Gutierrez .154 2002	3. Eric Spelman	0.74 1966
4. Ronald Kaufman	10	1982	4. Billy Hall .162 1995	4. Robert Smithson	0.76 1966
Eric Spelman	10	1966	5. Pat Neshek .165 2003	John Milne	0.76 1964
6. Kevin Ool	9	2005	6. Jose Musset .166 1992	6. Darryl Scott	0.81 1991
7. Several tied at	8		7. Mike Sillman .171 2005	7. Eric Spelman	0.86 1965
			Saul Rivera .171 1999	8. Kevin Ool	0.88 2005
			Michael Walter .171 1996	Julian Heredia	0.88 1992
			10. Anthony Shaver .176 1995	10. Pat Neshek	0.90 2003
				Dave LaRoche	0.90 1968
LOSSES		OPPONENTS OBP (since 1988)		STRIKEOUTS/9 IP	
1. Eric Brandon	9	2004	1. Darryl Scott .219 1991	1. Mike Hook	15.63 1990
2. Raymond Soff	8	1980	2. Julian Heredia .238 1992	2. Darryl Scott	14.69 1991
3. Heath Wyatt	7	2012	3. Pat Neshek .241 2003	3. Pat Neshek	13.89 2003
Julio DePaula	7	2004	4. Billy Hall .246 1995	4. Saul Rivera	13.18 1999
Mark Baker	7	1983	5. Jose Musset .250 1992	5. Jose Musset	13.06 1992
Jon Pridle	7	2000	6. Kyle Mura .251 2007	6. Michael Walter	12.41 1996
Michael Cosgrove	7	1999	7. Matt Frevort .255 2009	7. Gary Buckels	12.31 1988
Tony Cento	7	2000	8. Kevin Ool .255 2005	8. Jannio Gutierrez	12.16 2002
Dave LaRoche	7	1968	9. Anthony Shaver .255 1995	9. Michael Overy	11.73 1973
Larry Pardo	7	1987	10. Pete Parise .258 2008	10. Ed Ponte	11.67 1993
EARNED RUN AVERAGE					
1. Pat Neshek	0.52	2003			
2. Ronald Watson	1.29	1992			
3. Michael Spellman	1.35	1970			
4. Saul Rivera	1.42	1999			
5. Kenny Maiques	1.53	2007			
6. Daryl Scott	1.55	1991			
7. Anthony Shaver	1.61	1995			
8. Kyle Mura	1.66	2007			
Julian Heredia	1.66	1992			
10. James Gerlach	1.67	1981			

SINGLE-SEASON TEAM PITCHING RECORDS

Most Wins.....	91, (1992)
Most Losses.....	91, (1987)
Lowest ERA.....	2.78, (1975)
Most Complete Games.....	69, (1961)
Most Runs Allowed.....	778, (1987)
Most HRs Allowed.....	103, (2005)
Most Walks Allowed.....	694, (1964)
Most Saves.....	45, (2007)
Most Innings Pitched.....	1224.1, (2005)
Most Hits Allowed.....	1215, (2003)
Lowest Batting AVG Against.....	.215, (1975)
Most Strikeouts.....	1,220, (2010)
Highest Winning %.....	.664, (1992)



Bandits Record Book

CAREER INDIVIDUAL HITTING RECORD LEADERS

Team Information

GAMES PLAYED		
1.	Chris Truby	331 1994-97
2.	David Montanari	325 1982, 84-85
3.	R.J. Bowers	301 1994-96
4.	Kenneth Grant	289 1985-86, 88
5.	Bobby Rose	264 1986, 88
6.	Terry Tiffie	257 2000-01
7.	Isaac McCraw	256 1964-65, 68
8.	Eddie Ramos	251 1993-94
9.	Greg Kornfeld	241 1979-80
10.	Kevin West	238 2000-01
	Carlos Hernandez	238 1995-96

HOME RUNS		
1.	R.J. Bowers	31 1994-96
2.	Thomas Alfredson	29 1985-86
3.	Lanny Little	27 1972-73
4.	Chris Truby	26 1994-97
	Michael Bishop	26 1977-78
6.	Sam Ashford	25 1970-71
	Joseph Henderson	25 1965-66
8.	Brian Harper	24 1978
	David Chorley	24 1970-71
10.	Peter Gongola	24 1963-64, 66-67

WALKS		
1.	Kenneth Grant	198 1985-86, 88
2.	Charles Hasenstab	179 1960-61
3.	Douglas Slettvet	150 1974, 76-77
4.	Bobby Rose	144 1986, 88
5.	David Montanari	138 1982, 84-85
6.	Gary Jones	126 1983
7.	Colin Walsh	123 2010-12
8.	Scott Miller	118 1982-83
	Donald Ganus	118 1961
10.	Michael Bishop	112 1977-78

River Bandits

AT-BATS		
1.	Chris Truby	1141 1994-97
2.	David Montanari	1133 1982, 84-85
3.	R.J. Bowers	1065 1994-96
4.	Terry Tiffie	988 2000-01
5.	Isaac McCraw	967 1964-65, 68
6.	Kenneth Grant	966 1985-86, 88
7.	Bobby Rose	950 1986, 88
8.	Carlos Hernandez	926 1995-96
9.	Greg Kornfeld	910 1979-80
10.	Eddie Ramos	906 1993-94

EXTRA BASE HITS		
1.	R.J. Bowers	98 1994-96
2.	Chris Truby	91 1994-97
3.	Terry Tiffie	76 2000-01
	Sam Ashford	76 1970-71
5.	David Chorley	74 1970-71
	Bobby Rose	72 1986, 88
7.	Luis Mateo	69 2010-12
	Noel Rodriguez	69 1994-96
	Eddie Ramos	69 1993-94
	Michael Bishop	69 1977-78

STRIKEOUTS		
1.	R.J. Bowers	321 1994-96
2.	Thomas Alfredson	252 1985-86
3.	Scott Whitrock	251 2003-04
4.	Joseph Henderson	246 1965-66
5.	Kenneth Grant	221 1985-86, 88
6.	Sam Ashford	217 1970-71
7.	Eddie Ramos	212 1993-94
8.	Thomas Donohue	211 1972-74
9.	Lanny Little	210 1972-73
10.	Rolando Roomes	209 1982-83

Review

PLATE APPEARANCES		
1	David Montanari	1298 1982, 84-85
2	Chris Truby	1265 1994-97
3	R.J. Bowers	1213 1994-96
4	Kenneth Grant	1193 1985-86, 88
5	Bobby Rose	1113 1986, 88
6	Isaac McCraw	1107 1964-65, 68
7	Terry Tiffie	1063 2000-01
8	Carlos Hernandez	1031 1995-96
9	Greg Kornfeld	1028 1979-80
10	Eddie Ramos	971 1993-94

TOTAL BASES		
1	Chris Truby	435 1994-97
2	R.J. Bowers	432 1994-96
3	Terry Tiffie	391 2000-01
4	Bobby Rose	375 1986, 88
5	David Montanari	365 1982, 84-85
6	Sam Ashford	363 1970-71
7	Eddie Ramos	351 1993-94
8	Noel Rodriguez	334 1994-96
9	Carlos Hernandez	332 1995-96
10	Greg Kornfeld	330 1979-80

STOLEN BASES		
1.	Carlos Hernandez	99 1995-96
2.	Isaac McCraw	98 1964-65, 68
3.	Greg Kornfeld	96 1979-80
4.	Roger Minor	85 1970-71
5.	Chad Curtis	70 1989-90
6.	Bobby Coachman	69 1985
7.	Henry Cotto	60 1980-81
	Julio Cruz	60 1975
9.	Richard Brewster	59 1976-77
	Gary Jones	58 1983
	Shawon Dunston	58 1983
	Darrin Jackson	58 1982

Record Book

HITS		
1.	David Montanari	298 1982, 84-85
2.	Chris Truby	283 1994-97
3.	Terry Tiffie	278 2000-01
4.	R.J. Bowers	268 1994-96
5.	Bobby Rose	255 1986, 88
6.	Greg Kornfeld	248 1979-80
7.	Carlos Hernandez	245 1995-96
8.	Isaac McCraw	241 1964-65, 68
9.	Kenneth Grant	238 1985-86, 88
10.	Eddie Ramos	232 1993-94

BATTING AVG. (min. 500 plate appearances)		
1.	Jerry Remy	.335 1973
2.	John Harris	.318 1977
3.	Orlando Palmeiro	.317 1992
4.	Michael Restovich	.312 2010
5.	Matt Adams	.310 2019
6.	Gary Jones	.308 1983
7.	Joseph Hicks	.299 1979
8.	Donald Ganus	.299 1961
9.	Timothy Forkner	.298 1994
10.	Chad Curtis	.298 1989-90

CAUGHT STEALING		
1.	Kenneth Grant	39 1985-86, 88
2.	Isaac McCraw	37 1964-65, 68
3.	Carlos Hernandez	35 1995-96
4.	R.J. Bowers	27 1994-96
5.	Chad Curtis	26 1989-90
	Charles Romero	26 1988-89
7.	Aaron Miles	24 1997-98
8.	Chris Truby	23 1994-97
	Christopher Graves	23 1987-88
	Shawon Dunston	23 1983

Midwest League

SINGLES		
1	David Montanari	241 1982, 84-85
2	Terry Tiffie	202 2000-01
3	Isaac McCraw	196 1964-65, 68
4	Chris Truby	192 1994-97
5	Carlos Hernandez	191 1995-96
6	Greg Kornfeld	189 1979-80
7	Bobby Rose	183 1986, 88
8	Kenneth Grant	176 1985-86, 88
9	Kary Bridges	172 1993-94
10	R.J. Bowers	170 1994-96

RUNS SCORED		
1.	Kenneth Grant	160 1985-86, 88
2.	Chris Truby	159 1994-97
3.	Isaac McCraw	157 1965-65, 68
4.	Greg Kornfeld	152 1979-80
5.	R.J. Bowers	147 1994-96
6.	Bobby Rose	142 1986, 88
7.	Carlos Hernandez	141 1995-96
8.	Charles Hasenstab	137 1960-61
9.	Roger Minor	135 1970-71
10.	David Montanari	128 1982, 84-85

SLUG_PCT		
1.	John Harris	.561 1977
2.	Matt Adams	.541 2010
3.	Jon Schaeffer	.526 1999
4.	Michael Restovich	.513 1999
5.	Daryl Sconiers	.513 1978
6.	Brian Harper	.504 1978
7.	Richard Hidalgo	.492 1994
8.	Jeff Kipila	.487 1989, 91
9.	Jeff Ball	.483 1993
10.	Peter Gongola	.483 1963-64, 66-67

Houston Astros

DOUBLES		
1.	R.J. Bowers	63 1994-96
2.	Terry Tiffie	57 2000-01
3.	Chris Truby	56 1994-97
4.	David Montanari	51 1982, 84-85
5.	Kevin West	47 2000-01
	Noel Rodriguez	47 1994-96
	Richard Hidalgo	47 1994
8.	Kenneth Grant	46 1985-86, 88
	Douglas Slettvet	46 1974, 76-77
10.	Luis Mateo	44 2010-12
	Bobby Rose	44 1986, 88

RUNS BATTED IN		
1.	Chris Truby	166 1994-97
2.	Terry Tiffie	146 2000-01
3.	R.J. Bowers	141 1994-96
4.	Bobby Rose	134 1986, 88
5.	Sam Ashford	133 1970-71
6.	David Montanari	127 1982, 84-85
7.	Douglas Slettvet	126 1974, 76-77
8.	Michael Bishop	125 1977-78
9.	Lanny Little	121 1972-73
10.	Noel Rodriguez	119 1994-96
	Eddie Ramos	119 1993-94

ON-BASE PCT		
1.	Gary Jones	.467 1983
2.	Donald J. Ganus	.451 1961
3.	Jon Schaeffer	.444 1999
4.	Michael Restovich	.412 1999
5.	Brian Grebeck	.406 1991
6.	Matt Shepherd	.402 2005
7.	Paul Schaal	.400 1962
8.	Charles Hasenstab	.400 1960-61
9.	Eric Sandberg	.396 2000-01
10.	Joseph Hicks	.394 1979

Media

TRIPLES		
1.	Scott Whitrock	14 2003-04
	Richard Brewster	14 1976-77
	George Kopacz	14 1960
4.	Darrell Darrow	12 1970-72
	John McCowan	12 1970-71
	Rudolph Meoli	12 1970
	Charles Hasenstab	12 1960-61
8.	Carlos Hernandez	11 1995-96
	Greg Kornfeld	11 1979-80
	Sam Ashford	11 1970-71
	Marcos Rodriguez	11 1960-61

SACRIFICE HITS		
1.	Luis Rodriguez	32 1999-2000
2.	P.J. Forbes	24 1992
3.	Orlando Palmeiro	19 1992
4.	Carlos Hernandez	18 1995-96
5.	Joseph Cathey	17 1998
	Ed Alfonso	17 1985-88
7.	Matt Shepherd	16 2005
	Brian McGlone	16 1993
	Todd Claus	16 1992
10.	Several tied at	15

OPS		
1.	Jon Schaeffer	.969 1999
2.	Donald J. Ganus	.933 1961
3.	Michael Restovich	.925 1999
4.	John Harris	.904 1965-66
5.	Matt Adams	.896 2010
6.	Gary Jones	.885 1983
7.	Peter Gongola	.875 1963-64, 66-67
8.	Daryl Q. Sconiers	.858 1978
9.	Joseph A. Hicks	.849 1979
10.	Jeffrey J. Kipila	.848 1989, 91

Bandits Record Book



CAREER INDIVIDUAL PITCHING RECORD LEADERS

WINS			EARNED RUN AVERAGE			WALKS		
1. John Fritz	22	1991-92	1. Vernon Geishert	1.13	1966	1. Larry Pardo	197	1987-89
2. Kenneth Turner	20	1962-63	2. Gary Boyle	1.81	1976	2. Richard Evans	186	1964-65
3. Thomas Newton	20	1961	3. Dennis Ribant	1.86	1961	3. Brandy Vann	177	1987-88
4. Timothy Burns	19	1972-73	4. Patrick Cristelli	1.99	1974	4. Mark Clear	161	1976-77
5. Brian Wolfe	18	2000-01	5. Michael Spellman	1.99	1969-70	5. Daryl Green	155	1987-88
6. Terry Lutz	18	1970-71	6. Glenn Carter	2.05	1989	6. Jim Lynch	154	1996-98
7. Scott Elarton	17	1994-95	7. James Dorsey	2.12	1975	7. Lester Mundel	147	1964, 1966
8. Brandy Vann	17	1987-88	8. Michael Carubia	2.18	1963-64	8. Kenneth Turner	147	1962-63
9. Lon Morton	17	1963, 1965	9. Trey Hearne	2.25	2006	9. Scott Tyler	146	2003-04
10. Dennis Ribant	17	1961	10. Chris Holt	2.27	1993	10. Michael Wright	143	1979-80
LOSSES			SAVES			HIT BATTERS		
1. Daryl Green	29	1987-88	1. Kenny Maiques	31	2007-08	1. Justin Martin	28	1989-91
2. Scott Kannenberg	28	1986-87	2. Manuel Barrios	27	1994-95	2. Jim Lynch	27	1996-98
3. Brandy Vann	26	1987-88	3. John Huey	26	1983	3. Richard Evans	23	1964-65
4. Jamie Walker	21	1993-94	4. Henry Bonilla	25	2000-01	4. Jamie Walker	22	1993-94
5. Kenneth Turner	20	1962-33	5. Michael Walter	24	1994, 96	5. Joel Crisler	19	1977
6. Timothy Burns	18	1972-73	6. Saul Rivera	23	1999	6. David Frost	19	1967, 70
7. Brian Wolfe	17	2000-01	7. Brian Hecht	23	1997-98	7. Lester Mundel	18	1964, 66
8. Larry Pardo	17	1987-89	8. Michael Spellman	23	1969-70	8. Sean Runyan	17	1995-96
9. Scott Tyler	16	2003-04	9. Mike Sillman	22	2005	9. Thomas Whiteley	17	1972-73
10. Stephen McGuire	16	1986, 1989	10. Mark Zappelli	22	1989			
11. Jeffrey Fruge	16	1982-83	11. Barry Dacus	22	1985			
12. Paul Pryor	16	1968						
13. Lester Mundel	16	1964						
GAMES			INNINGS PITCHED			HR'S ALLOWED		
1. Eric Spelman	106	1965-66	1. Brandy Vann	341	1987-88	1. Scott Kannenberg	26	1986-87
2. Manuel Barrios	93	1994-95	2. Daryl Green	307.1	1987-88	2. Brian Wolfe	24	2000-01
3. Larry Pardo	91	1987-89	3. Kenneth Turner	301	1962-63	3. Jamie Walker	22	1993-94
4. Robert Smithson	90	1967-68	4. Scott Kannenberg	300.1	1986-87	4. Larry Pardo	22	1987-89
5. Jim Lynch	88	1996-98	5. Brian Wolfe	283.1	2000-01	5. Joe Foote	20	2000-01
6. Jason Cairns	87	2005-07	6. Timothy Burns	258	1972-73	6. Sean Runyan	20	1994-96
7. Peter Tautor	85	2003-04	7. Jamie Walker	256.2	1993-94	7. Alberto Blanco	18	1995-96
8. Bruce Vegely	85	1989-90	8. Paul Pryor	247	1968-70	8. Daryl Green	18	1987-88
9. John Marchese	83	1989-90	9. Larry Pardo	244	1987-89	9. Terry Tuley	18	1970-71
10. Mike Gunderson	78	1995-96	10. Eric Spelman	234	1965-66	10. T.J. Prunty	17	2003-04
WINNING PCT.			STRIKEOUTS			WILD PITCHES		
1. Francis Panick	.909	1974	1. Brandy Vann	256	1987-88	1. Larry Pardo	39	1987-89
2. Dennis Ribant	.895	1961	2. Lon Morton	250	1963, 1965	2. Lester Mundel	31	1964, 66
3. Carlos Gil	.882	1980	3. Adam Harben	248	2003-04	3. Adam Daniels	28	2006
4. David Steck	.875	1976	4. Scott Tyler	242	2003-04	4. Gary Balla	26	1977-78
5. Brian Nelson	.857	1969	5. Paul Pryor	242	1968-70	5. Blake King	24	2007-08
6. James Dorsey	.833	1975	6. Richard Young	235	1970-71	6. Richard Evans	24	1964-65
7. Gary Buckels	.824	1988	7. Kenneth Turner	234	1962-63	7. Willy Paulino	22	2012
8. Kevin Ool	.818	2005	8. Jamie Walker	225	1993-94	8. Scott Tyler	22	2003-04
9. Trey Hearne	.800	2006	9. Lester Mundel	222	1964, 1966	9. Jim Lynch	21	1996-98
10. Scott Vander Weg	.800	2006	10. Brian Wolfe	219	2000-01	10. Kenneth Wright	21	1979-80
11. Mike Sillman	.800	2005				11. Niuman Loiz	21	1996-97
12. Jose Musset	.800	1992				12. Mark Clear	21	1976-77
13. Monte Mendenhall	.800	1977-78						
14. Vernon Geishert	.800	1966						
STARTS			HITS ALLOWED			OPPONENTS BATTING AVG. (min. 100 IP)		
1. Daryl Green	55	1987-88	1. Scott Kannenberg	386	1986-87	1. Boone Whiting	.184	2011-12
2. Brandy Vann	54	1987-88	2. Daryl Green	306	1987-88	2. Glenn Carter	.187	1989
3. Scott Kannenberg	46	1986-87	3. Brandy Vann	282	1987-88	3. Billy Wagner	.188	1994
4. Jamie Walker	42	1993-94	4. Brian Wolfe	276	2000-01	4. John Marchese	.202	1989-90
5. Adam Harben	41	2003-04	5. Jamie Walker	273	1993-94	5. Filberto Martinez	.203	1990
6. Brian Wolfe	41	2000-01	6. Kenneth Turner	262	1962-63	6. Tony Mounce	.205	1995
7. Alberto Blanco	41	1994-96	7. Stephen McGuire	246	1986, 1989	7. Wilfredo Rodriguez	.208	1998
8. Scott Tyler	39	2003-04	8. Paul Pryor	237	1968-70	8. Tom Shearn	.208	1998
9. Kenneth Turner	39	1962-63	9. Jeffrey Fruge	232	1982-83	9. Micheal Erb	.209	1989
10. Stephen McGuire	36	1986, 1989	10. Timothy Burns	231	1972-73	10. Manny (Sandy) Tejada	.209	2001-02
11. Steven Miller	36	1972-73						
COMPLETE GAMES			RUNS ALLOWED			STRIKEOUTS/9 IP (min. 100 IP)		
1. Thomas Newton	22	1961	1. Scott Kannenberg	215	1986-87	1. Richard Evans	13.85	1964-65
2. Kenneth Turner	21	1962-63	2. Larry Pardo	185	1987-88	2. Billy Wagner	12.00	1994
3. Brad Havens	17	1978	3. Larry Pardo	176	1987-89	3. James McGlothlin	11.51	1962
4. Dennis Ribant	17	1961	4. Jamie Walker	172	1993-94	4. Lester Mundel	11.48	1964, 66
5. Edward Sukla	16	1962-63	5. Brandy Vann	163	1987-88	5. Steven Kealey	10.86	1967
6. Michael Carubia	15	1963-64	6. Brian Wolfe	137	2000-01	6. Thomas Swayne	10.79	1962
7. George Sherrad	15	1963	7. Kenneth Turner	133	1962-63	7. Scott Tyler	10.37	2003-04
8. Richard Renwick	14	1980-81	8. Mark Clear	131	1976-77	8. Vernon Geishert	10.33	1966
9. Patrick Cristelli	14	1974	9. Timothy Burns	128	1972-73	9. Glenn Carter	10.26	1989
10. Timothy Burns	14	1972-73	10. Stephen McGuire	124	1986, 89	10. Filberto Martinez	10.24	1990
SHUTOUTS			EARNED RUNS ALLOWED			STRIKEOUT-TO-WALK RATIO (min. 100 IP)		
1. Richard Renwick	6	1981	1. Scott Kannenberg	181	1986-87	1. Vernon Geishert	7.75	1966
2. Francis Panick	6	1974	2. Larry Pardo	140	1987-89	2. Kenneth Pryce	6.38	1981
3. Vernon Geishert	6	1966	3. Jamie Walker	133	1993-94	3. Tim Kester	5.55	1995
4. Sid Monge	5	1971	4. Brandy Vann	133	1987-88	4. Boone Whiting	5.44	2011-12
5. Dennis Ribant	5	1961	5. Daryl Green	126	1987-88	5. George Sherrad	5.29	1963
6. Several tied at	4		6. Brian Wolfe	115	2000-01	6. Tyler Herron	5.00	2007
			7. Kenneth Turner	107	1962-63	7. Chuckie Fick	4.00	2007-08
			8. Stephen McGuire	103	1986, 89	8. Dennis Ribant	3.97	1961
			9. Mark Clear	103	1976-77	9. Chance Gledhill	3.83	1992
			10. Timothy Burns	102	1972-73	10. Steven Kealey	3.83	1967

Team Information

River Bandits

Review

Record Book

Midwest League

Houston Astros

Media



Bandits Record Book

ALL-TIME QUAD CITIES NO-HITTERS

PITCHER	OPPONENT	SCORE	DATE	NOTE
Dennis Ribant	Clinton	1-0	July 2, 1961	Perfect Game
Vernon Geishert	Fox Cities	7-0	May 6, 1966	
Isidro Monge	Cedar Rapids	6-0	May 4, 1971	
Lamar Wright	Danville	2-0	August 21, 1974	7 Innings
James Dorsey	Clinton	4-0	May 20, 1975	7 Innings
Donald Mraz	Wisconsin Rapids	3-0	May 31, 1976	7 Innings
Ralph Botting	Wausau	3-0	July 26, 1976	7 Innings
T. Joel Crisler	Wausau	1-0	July 9, 1977	7 Innings
Tim Sturdy	Cedar Rapids	1-0	May 19, 2000	7 Innings, Game 2 of DH
Brian Wolfe	Dayton	2-0	August 12, 2001	
Hector Cardenas (5 IP)/ Kevin Thomas (2 IP)	Beloit	3-0	April 15, 2009	7 Innings, Game 1 of DH

ALL-TIME NO-HITTERS VS. QUAD CITIES

PITCHER	TEAM	SCORE	DATE	NOTE
John Conzatti	Clinton	2-0	August 7, 1970	6 Innings
William Travers	Danville	16-1	May 30, 1971	
Wayne Guinn/ Stephen Daniels/ Mark Moore	Cedar Rapids	2-0	April 16, 1980	11 Innings
Mike Redding	Kenosha	3-0	June 23, 1988	
Ramon Ortiz	Cedar Rapids	12-0	August 7, 1997	

QUAD CITIES POSTSEASON AWARD WINNERS

STAR OF STARS (began 1981)*

1983	Shawon Dunston
1999	Jon Schaeffer

PROSPECTS OF THE YEAR (began 1983)

1983	Shawon Dunston
2002	Joe Mauer

MANAGERS OF THE YEAR (began 1967)

1982	George Enright
1990	Don Long

*Star of Stars was changed to "MVP" in 2004

Bandits Record Book



ALL-TIME MIDWEST LEAGUE POSTSEASON ALL-STARS

YEAR	PLAYER	POS.	STATISTICAL HIGHLIGHTS
1967	Bruce Davis	3B	.292, 5 HR, 45 RBI, 32 DBL, 21 SB
	Steven Kealey	P	8-5, 2.27 ERA, 134 K, 55 G
1969	Jerry Feldman	1B	.281, 13 HR, 48 RBI, .437 OBP, 27 SB
	Matthew Moschetti	SS	.289, 3 HR, 29 RBI, .402 OBP
	Donald Cunnigan	OF	.283, 7 HR, 47 RBI, .414 OBP
1970	Sam Ashford	2B	.269, 8 HR, 59 RBI
1971	Paul Dade	3B	.321, 2 HR, 51 RBI, 27-30 SB
1972	Frankie George	OF	.304, 15 HR, 53 RBI
1973	Jerry Remy	2B	.335, 4 HR, 36 RBI, 10 TPL, 20 SB
	Lanny Little	OF	.266, 13 HR, 62 RBI, 21 DBL
1975	Willie Aikens	1B	.284, 17 HR, 91 RBI, 17 DBL
	Thad Bosley	OF	.298, 1 HR, 50 RBI, .410 OBP, 37 SB
	Jim Dorsey	P	15-3, 2.12 ERA, 161 K, 4 SHO
1977	John Harris	1B	.318, 23 HR, 92 RBI, 38 DBL, .561 SLG
	Scott Moffitt	OF	.320, 8 HR, 45 RBI, 17 DBL, 20 SB
1978	Daryl Sconiars	1B	.285, 19 HR, 86 RBI, 35 DBL, .513 SLG
	Michael Bishop	3B	.269, 19 HR, 64 RBI, .534 SLG
	Brad Havens	P	13-10, 2.66 ERA, 17 CG, 200 IP, 197 SO
1979	Mark Gilbert	OF	.314, 0 HR, 55 RBI, 50 SB, .416 OBP
	Joel Clark	P	16-5, 2.53 ERA, 9 CG
1980	Carlos Gil	P	15-2, 3.60 ERA
	Michael Thompson	P	8-4, 3.07 ERA
1981	Henry Cotto	OF	.292, 1 HR, 46 RBI, 52 SB
1982	Wendell Henderson	1B	.290, 10 HR, 66 RBI
	Ronald Kaufman	RH REL	10-5, 3.58 ERA, 17 SV
1983	Gary Jones	2B	.308, 6 HR, 34 RBI, .467 OBP, 58 SB
	Shawon Dunston	SS	.310, 4 HR, 62 RBI, 58 SB
1985	Pete Coachman	2B	.264, 1 HR, 38 RBI, 21 SB, 69 SB
	Dante Bichette	OF	.265, 11 HR, 78 RBI, 28 DBL
1988	Bob Rose	3B	.284, 13 HR, 78 RBI, 23 DBL
1989	Glenn Carter	RHP	15-6, 2.05 ERA, 167 IP, 190 SO
1990	Chad Curtis	2B	.307, 14 HR, 65 RBI, 28 DBL, 63 SB
	Damion Easley	SS	.274, 10 HR, 56 RBI, 24 SB
	Mike Hook	LH REL	6-3, 1.89 ERA
	Jeff Kipila	DH	.274, 18 HR, 77 RBI, 35 DBL
1992	Chris Pritchett	1B	.290, 13 HR, 72 RBI
	Orlando Palmeiro	OF	.317, 0 HR, 41 RBI, 31 SB
1994	Richard Hidalgo	OF	.292, 12 HR, 76 RBI, 47 SB
1995	Tony Mounce	LHP	16-8, 2.43 ERA
1998	Jim Thomas	DH	.257, 21 HR, 69 RBI
1999	Michael Restovich	OF	.312, 19 HR, 107 RBI, .412 OBP, .513 SLG
	Juan Rincon	RHP	14-8, 2.92, 153 K
	Henry Bonilla	RH REL	5-6, 3.22 ERA, 25 SV
2002	Joe Mauer	C	.302, 4 HR, 62 RBI
	Jason Kubel	OF	.321, 17 HR, 69, 26 DBL, .521 SLG
2005	Kevin Ool	LH REL	9-2, 2.15 ERA
2006	Bryan Anderson	C	.302, 29-2B, 51 RBI, .377 OBP
	Randy Roth	DH	.307, 18 HR, 67 RBI, 25 DBL, .523 SLG (97 G)
2010	Matt Adams	1B	.310, 22 HR, 88 RBI, 41 DBL, .541 SLG (121 G)
2012	Anthony Garcia	OF	.280, 19 HR, 74 RBI, 34 DBL, .525 SLG (109 G)
	Colin Walsh	DH	.314, 16 HR, 68 RBI, .530 SLG (97 G)

Team Information

River Bandits

Review

Record Book

Midwest League

Houston Astros

Media

Bandits All-Time Roster



MIDWEST LEAGUE ERA: 1960-2012

Bold indicates players who appeared in the Major Leagues

Clark, Dick	SS	1960	Davis, Bruce	2B, 3B	1967-68	-F-	
Clark, Randy	P	1979	Daws, Josh	P	2002		
Clarke, Tim	P	1982	Dawson, Dwayne	P, OF	1993	Fahrow, Bryant	2B, 3B, SS, OF 1975
Claus, Todd	2B, SS	1992	De Jesus, Angel	P	2011	Falcon, Omar	C 2007
Claxton, Ron	P	1969	De La Cruz, Luis	C	2008	Faris, John	C 1963-64
Clear, Mark	P	1976-77	De La Cruz, Roberto	1B	2012	Farmer, Damon	OF 1983
Cliburn, Stan	C	1975-76	De Los Santos, Hector	2B, 3B, SS	2001	Farnsworth, Daryl	P 1965
Click, Paul	P	1965-66	DeAngelis, Steve	P, OF	1989	Farnez, Jerry	OF 1997
Coachman, Pete	2B, 3B	1985, 1992	DeCola, Dan	C	2001	Fazio, Daryl	C, 1B 1980
Coatsworth, Gary	P	1964	Degerman, Eddie	C	2007	Feldman, Jerry	1B 1969
Coe, Ryan	C, 1B	1995-96	Dehn, Greg	P	1969-71	Ferrara, Anthony	P 2011
Cohick, Emmitt	1B, OF	1991	DeJaynes, Paul	P	1989	Forris, Bob	P 1974
Cole, Ethan	P	2012	DeJesus, Antonio	OF	2007	Ferris, Mike	1B 2005
Cole, Eric	OF	1998	DeLaRosa, Cesar	2B, 3B, SS	1988, 1990	Fick, Chuckie	P 2007-09
Cole, Joey	P	1979	Delgado, Jose	2B	2005	Figuerola, Roberto	P 1969
Collins, Christopher	P	1986	Delgado, Pablo	P	1963	Finley, Chuck	P 1986
Collins, Dave	OF	1973	Delgado, Ramon	P	2009	Fischer, Eric	P 2003
Combs, Freddie	C	1965	DeLoach, Rick	1B, 3B, OF	1980	Fiske, Justin	P 2008
Compton, Bruce	OF	1980	DeNeff, Jim	3B	1966	Fitts, Brian	P 1999
Compton, Clint	P	1970	DePaula, Julio	C	2004	Fix, Gregory	P 1987
Constock, Keith	P	1977	Derba, Nick	P	2007	Flannery, John	2B, SS, OF 1976
Conley, Kyle	OF	2009-11	DeSantis, Frank	C	1982	Flora, Kevin	2B, SS 1988-89
Connally, Fritzie	1B, 3B	1981	Diapoulos, Mark	P	2008-09	Floyd, Mike	OF 1967
Conner, Jeffrey	P	1978	Diaz, Mike	C	1980	Floyd, Terry	P 1972
Contreras, Efrain	P	1966	Dickerson, Bo	P	2005	Floyd, Thomas	P 1963
Contreras, Jean	P	2001-02	Dickerson, Jim	OF	1984	Foderaro, Bob	P 1967
Cook, Larry	P	1985	Dickson, Brandon	P	2007	Foll, Mike	2B, 3B 2008
Cook, Mike	P	1985	Dickson, John	C	1970	Footte, Joe	P 1999-2001
Cook, Mitch	P	1983	Dierks, Larry	P	1971	Forbes, P.J.	2B, 3B 1992
Coon, David	?	1974	DiMichele, Frank	P	1986	Ford, Dale	OF 1967
Cooper, Michael	P	2005	Dimmick, Josh	P	1999	Forkner, Tim	2B, 3B 1994
Copsland, Ryan	P	2011	Diorio, Mike	P	1995	Fornataro, Eric	P 2009-10
Cordner, Steve	1B, OF	1983	Ditto, Brad	2B, 3B, SS	1984	Forrester, Gary	3B, SS 1991
Cordova, Tony	3B, OF	2012	Dobis, Jason	P	1999	Forster, Julio	P 1985-86
Cornelius, Jonathan	P	2000	Dodge, Tom	C	1991	Franks, Ronny	SS 1972
Corona, Ronnie	P	2011	Doherty, John	OF	1970	Frantz, Karl	SS 1960
Corras, Hector	P	2010-11	Donohue, Tom	C, OF	1972-74	Fraser, Willie	P 1985
Corrigan, Chris	P	1965	Donovan, Jack	C, OF	1971	Frazier, Brad	P 1999
Corson, Don	1B	1967	Doran, Mark	OF	1989	Frederick, Kevin	P 2000
Cortopassi, Gary	OF	1967	Dorencz, Mark	2B, 3B, SS	1993-94	Freire, Alejandro	1B, OF 1995
Cosgrove, Mike	P	1999	Dorn, Tim	1B, P	2007	French, John	P 1966
Cotto, Henry	OF	1980-81	Dorsey, Jim	P	1975	Frevent, Matthew	P 2008-09
Cotto, Luis	2B, 3B, SS	2006	Douglas, Leon	3B, OF	1960	Freytes, Hector	1B, 3B 1984
Cox, David	P	1960	Dove, Dennis	P	2005	Fritsma, Bruce	P 1974
Cox, John	P	1983-84	Doyle, Jim	P	1984	Fritz, John	P 1991-92
Cox, Terry	P	1968	Doynne, Cory	OF	2005	Froede, Kent	2B, OF 1974
Craig, David	P	1960	Drewnak, David	OF	1974	Froschauer, Trevor	C, 1B 1994
Crain, Jesse	P	2002	Duffy, Jim	1B, OF	1997-98	Frost, David	P 1967, 1970
Craven, Britt	OF	1990-91	Dugan, George	P	1965-67	Fruge, Jeff	P 1982-83
Crawford, Eddie	OF	1962	Duncan, Sean	P	1997	Furnish, Brad	P 2007
Crawford, Tristan	P	2003-04	Dunlop, Harry	P, C	1965-66		
Creath, Brandon	P	2012	Dunn, Stephen	P	1988		
Creek, Ryan	P	1994	Dunston, Shawon	SS	1983	Gabriel, Chad	OF 2006
Crisler, Joel	P	1977	Durbin, J.D.	P	2002	Gafford, Sammy	P 1966
Cristelli, Pat	P	1974	Durkin, Chris	OF	1993	Gallardo, Luis	3B, SS 1987
Cron, Chris	3B, SS	1987	Dyson, Theodore	1B	1987	Gamez, Bobby	P 1991
Cross, Richard	2B, SS	1972				Ganus, Don	OF 1961
Cruz, Julio	2B	1975				Garbe, B.J.	OF 2000
Cruz, Luis	C, 2B, SS	1984	Eager, Thomas	P	2008	Garceau, Shaun	P 2007-08
Cruz, Paul	OF	2009	Easley, Damion	SS	1990	Garcia, Alex	P, 2B, SS 2004
Cruz, Ponciano	2B, SS	1974	Echavarria, Wilfredo	P	1961	Garcia, Angel	P 2004
Cruz, Tony	3B	2007	Eddy, Steve	P	1976-77	Garcia, Anthony	OF 2012
Cullum, Kenneth	OF	1960	Edenfield, Ken	OF	1991	Garcia, Freddy	P 1996
Culpepper, Kevin	OF	2004	Edmonds, Jim	OF	1989	Garcia, Gabe	P 1997
Cunnigan, Don	OF	1968-69	Edmondson, Chris	OF	2011	Garcia, Greg	2B, SS 2011
Curtis, Chad	2B, OF	1989-90	Edmond, John	OF	1989	Garcia, Isa	2B 2007
Curtis, Jermaine	3B	2009	Edwards, John	C, OF	2000	Garcia, Jaime	P 2006
Cutler, Charles	C, 1B	2009	Edwards, Jon	OF	2008-09	Garcia, Jose	2B, 3B, SS 2007-09
Cutler, Daniel	1B, 3B, OF	1972-73	Edwards, Justin	P	2011	Garcia, Miguel	P 1985
Cutshall, Pat	3B	1998	Egan, Tom	3B	1964	Garner, Brandon	P 2008
Cutter, Harold	P	1963-64	Eggertsen, Todd	P	1985	Garrett, Adrian	OF 1961
Czankowski, Thomas	P	1994	Eidle, Scott	OF	1993	Garrett, Clifton	OF 1991
			Elarton, Scott	P	1994-95	Gaston, Carlton	P 1967
			Elkins, Patrick	2B, 3B, SS, OF	2011	Gaston, Donnie	P 1968
			Elwis, Charles	P	1969	Gates, Brian	P 2001-02
Daanen, Michael	OF	1961	Elwood, Michael	P	1972-73	Gaviglio, Sam	P 2012
Dacus, Barry	P	1985	Emmert, Ken	2B	1982	Gay, Jeffrey	C, 1B 1987-88, 1990
Dade, Paul	3B	1971	Enos, John	SS	1965	Gaynor, William	OF 1964
Dalesandro, Mark	1B, 3B	1991	Erautt, James	P	1970	Geigel, Jose	P 1964
Daley, Gary	P	2009 Dallimore, Brian	Erb, Mike	P	1989	Geiger, Kyle	C 2003-04
2B, 3B, SS		1997	Espinoza, Andres	1B	1986	Geishert, Vern	P 1966
Daman, Wayne	P	2008	Espinoza, Roberto	C	2008-10	George, Frankie	OF 1972
Daniels, Adam	P	2006	Esquer, David	2B, 3B, SS, OF	1989	George, Leo	C, 1B 1981-82
Danielson, Sean	OF	2005	Evans, Jamie	P	1993	Gerlach, Jim	P 1981
Darrow, Buck	2B, SS	1970-72	Evans, Richard	P	1964-65	German, Rene	P 1983
Davey, Jerry	P	1966	Evans, Tim	OF	1993	Giannotti, Richard	OF 2006
Davidson, Jackie	P	1984	Eveline, Bill	1B, OF	1989	Gibbon, Chuck	P 1973
Davidson, Mike	OF	1989	Ewing, William	P	1976	Gil, Carlos	P 1980
Davidson, Seth	2B, SS	2002-03	Eyre, Willie	P	1999-2001	Gil, Danny	P 1991
Davila, Anthony	2B	1965					
						-G-	
						Gafford, Sammy	P 1966
						Gallardo, Luis	3B, SS 1987
						Gamez, Bobby	P 1991
						Ganus, Don	OF 1961
						Garbe, B.J.	OF 2000
						Garceau, Shaun	P 2007-08
						Garcia, Alex	P, 2B, SS 2004
						Garcia, Angel	P 2004
						Garcia, Anthony	OF 2012
						Garcia, Freddy	P 1996
						Garcia, Gabe	P 1997
						Garcia, Greg	2B, SS 2011
						Garcia, Isa	2B 2007
						Garcia, Jaime	P 2006
						Garcia, Jose	2B, 3B, SS 2007-09
						Garcia, Miguel	P 1985
						Garner, Brandon	P 2008
						Garrett, Adrian	OF 1961
						Garrett, Clifton	OF 1991
						Gaston, Carlton	P 1967
						Gaston, Donnie	P 1968
						Gates, Brian	P 2001-02
						Gaviglio, Sam	P 2012
						Gay, Jeffrey	C, 1B 1987-88, 1990
						Gaynor, William	OF 1964
						Geigel, Jose	P 1964
						Geiger, Kyle	C 2003-04
						Geishert, Vern	P 1966
						George, Frankie	OF 1972
						George, Leo	C, 1B 1981-82
						Gerlach, Jim	P 1981
						German, Rene	P 1983
						Giannotti, Richard	OF 2006
						Gibbon, Chuck	P 1973
						Gil, Carlos	P 1980
						Gil, Danny	P 1991

Team Information

River Bandits

Review

Record Book

Midwest League

Houston Astros

Media



Bandits All-Time Roster

MIDWEST LEAGUE ERA: 1960-2012

Bold indicates players who appeared in the Major Leagues

Team Information

River Bandits

Review

Record Book

Midwest League

Houston Astros

Media

Gil, Ronny	3B, SS, OF	2011	Helm, Wayne	P	1990	Johnson, John	C	1983-84
Gilbert, Dennis	OF	1978	Hemus, Jared	P	2002	Johnson, Josh	C, 1B, OF	2003-04
Gilbert, Mark	OF	1979	Henderson, Joe	1B, OF	1965-66	Johnson, Ric	OF	1996
Gilcrease, Anthony	C	1973	Henderson, John	1B	1977	Johnson, Robert	1B	1962-64
Giles, Troy	OF	1987-88	Henderson, Wendell	1B	1982	Johnson, Scott	P	1982
Gledhill, Chance	P	1992	Hendricks, Craig	SS	1977	Johnson, Tom	1B, OF	1981, 1984
Glendening, Bob	C, OF	1984	Henley, Tyler	OF	2007	Jones, Bobby	OF	1990
Glynn, Gerald	P	1961	Henneman, Robert	P	1963-65	Jones, Charlie	P	1969
Godley, Charlie	OF	1979	Herbert, Sam	OF	2005	Jones, Daryl	OF	2006-07
Goldwire, Willie	C, 1B, 3B, OF	1971-73	Heredia, Julian	P	1990, 1992	Jones, Donny	C	1977-78
Gomon, Dusty	1B	2003-04	Hernandez, Carlos	2B, SS	1995-96	Jones, Garrett	1B, OF	2002
Gongola, Pete	C, 1B, OF	1963-64, 1966-67	Hernandez, Elvis	P	2007	Jones, Gary	2B	1983
Gonzales, Larry	C, 1B, 3B	1989-90	Hernandez, Hector	P	2011-12	Jones, Guy	P	1978
Gonzalez, Dylan	P	2008	Hernandez, Roberto	P	1987-88	Jones, Justin	P	2004
Gonzalez, Jimmy	C	1993, 1995	Herr, Ronald	P	1960	Jones, Terry	1B, OF	1985
Gonzalez, Jonathan	P	2009	Herrington, Gary	?	2007	Jordan, Pat	P	1960
Gonzalez, Marco	P	2007	Herron, Tyler	P	1962	Jordan, Yustin	1B, 3B, SS, OF	1999-2000
Gonzalez, Reggie	2B	2001	Hewes, Timothy	C	1967			
Goodwin, Devin	2B, 3B, SS, OF	2010	Hibbs, Jim	C, OF	1967			
Gorsett, Luke	OF	2007	Hicks, Joe	C, 1B	1979	Kannenberg, Scott	P	1986-87
Grachen, Tim	P	1983	Hidalgo, Richard	OF	1994	Kapano, Corey	3B	1990
Grant, Kenneth	1B, 2B, 3B, OF	1985-86, 1988	Hiebert, Robert	3B, SS	1964	Kaufman, Ron	P	1981-82
Granville, Gary	SS	1971	Hill, Chris	P	1996	Kealey, Steve	P	1967
Graves, Christopher	OF	1987-88	Hill, Josh	P	2002-03	Keeling, Justin	P	2003
Gray, Josh	P	2003	Hill, Steven	C, 1B, OF	2007	Kelley, Mike	OF	1980
Gray, Tommy	2B	1967-68	Hill, Virgil	OF	2011-12	Kelley, Steven	P	1975
Grebeck, Brian	2B, 3B, SS	1991	Hillman, Stewart	P	1990	Kelly, Joe	P, OF	2010
Green, Daryl	P	1987-88	Hines, Matthew	P	2004	Kelly, Pat	C	1974-75
Green, Jason	P	1997	Hinkle, Alfred	1B, OF	1963-65	Kellys, Rafael	OF	1975-76
Greene, Tyler	SS	2006	Hirtensteiner, Rick	OF	1990	Kelso, Jeffrey	3B	1989
Greenwood, Nick	P	2010	Hoard, Brent	P	1999-2000	Kemp, Beau	P	2001
Gregory, Gus	OF	1965-66	Hobbs, Barry	P	1973	Kennedy, Bryan	C, 1B	2001-03
Griffin, Doug	2B	1966, 1969	Hockenbery, Chuck	P	1969, 1971	Kenney, Peter	P	1962
Grilione, David	1B, OF	1987	Hodge, Kevin	P, 2B, 3B, OF	1999	Kenyon, Frank	P	1972
Gross, Michael	P	2005	Hodgson, Gordy	1B, OF	1979-80	Kern, Daniel	1B	1961
Grossman, Chris	C, 1B	2007	Hoffpaur, Jarrett	2B, OF	2005	Kesler, Michael	P	1987
Groth, Robert	2B, SS, OF	1970-71	Hogan, James	OF	1972, 1974	Kester, Tim	P	1995
Grunhard, Daniel	OF	1986	Holdridge, David	P	1968	Kiekhefer, Dean	P	2010
Grzanich, Mike	P	1994	Holland, Albert	OF	1968	Kielty, Bobby	OF	1999
Guerrero, Alexis	OF	1975	Hollifield, David	P, OF	1976-78	Kilpatrick, Jeffrey	OF	1989
Guerrero, Henry	C	2006	Holm, John	OF	1973	King, Blake	P	2007-08
Guillen, Carlos	SS	1996	Holt, Chris	P	1993	King, Hal	OF	1965
Gulledge, Kelley	C	2000-01	Holubec, Ken	P	2001	King, Mike	P	1981
Gundersen, Mike	P	1995-96	Holzemer, Mark	P	1989	King, Steven	P	1990
Gutierrez, Anthony	P	1993	Hook, Mike	P	1990	Kingrey, Charles	OF	2008
Gutierrez, Jannio	P	2002	Hooker, Denyk	P	2008, 2010	Kipila, Jeff	1B, OF	1989, 1991
Guzman, Garrett	OF	2003	Hooks, Ashley	P	2006	Kirkpatrick, Ed	C	1962
Guzman, Robert	OF	2001	Hoover, George	P	1964	Kirkwood, Don	P	1972
			Horrell, Christopher	P	1985	Kirwin, Steven	OF	1988
			Housey, Joe	P	1981	Kizer, Hal	2B, SS	1979
					1981	Klancnik, Joe	P	1991
			Howard, Doug	1B	1970	Klein, Geoffrey	C, 1B	2011
Haberer, Eric	P	2005	Howard, Michael	P	1975	Knapp, Mike	C, 3B	1987
Haffner, Les	P	1990-91	Howard, Tom	P	1999	Knoff, Justin	P	2005
Hagy, Gary	3B, SS	1992	Howell, Damon	OF	1969	Knutzen, Pat	P	1968
Haines, James	P	1963-64	Hrynko, Larry	P	1984	Koch, Verle	C, OF	1962
Halama, John	P	1994-95	Huether, J.D.	C, 1B	2003	Kolm, Glenn	OF	1963
Hald, Kyle	P	2012	Huey, John	P	1983	Kopacz, George	1B	1960
Hall, Billy	P	1994-95	Huff, Ken	1B	2002	Kopf, Dave	P	1984
Hall, Mel	OF	1980	Hund, John	2B	1974	Kornfeld, Craig	2B, SS	1979-80
Hallmark, Daryl	P	1971	Hunter, Michael	C	1966	Kosior, Theodore	?	1960
Hamilton, Carl	P	1984	Hyers, Matt	IF	1997-98	Kozma, Pete	3B, SS	2008
Hamilton, Mark	1B	2006	Hyman, Don	C	1981-82	Krislock, Zak	P	1993
Hammond, Derry	OF	2005				Kroll, Wayne	P	1961
Hamulack, Tim	P	1998				Kruzelock, Michael	P	1977
Hansen, Rick	P	1970				Kubel, Jason	OF	2002
Hanson, Larry	1B, 3B	1968, 1970	Iaeger, Richard	P	1974	Kuhaulua, Kaulana	P, 2B, 3B, SS, OF	2002-03
Harben, Adam	P	2003-04	Ingram, D'Marcus	OF	2008-10	Kulik, Ryan	P	2008
Hardamon, Derrick	SS	1984	Ireland, Eric	P	1998	Kumiega, Pete	1B	1984
Hardy, Bryan	P	1980	Isaacson, Jerry	P	1963	Kyles, Stan	P	1981
Harper, Brian	C	1978						
Harrelson, Bill	P	1965						
Harris, Jack	SS	1965-66	Jackson, Darrin	OF	1982			
Harris, John	1B, OF	1977	Jackson, Greg	1B	1987			
Harris, Ken	OF	1971	Jackson, John	2B, SS	1968-69	Lachemann, Bret	P	1991
Hartzell, Paul	P	1975	Jackson, Ron	3B, SS	1970	Lacki, Stephen	P	1974
Harvey, Bryan	P	1985	Jackson, Ryan	SS	2012	Laird, Tony	1B, OF	1986
Harvey, Randy	P	1986	Jacob, Kevin	P	2012	Landin, Jaime	1B, 2B, OF	2007
Hasenstab, Chuck	2B, SS	1960-61	Jacobs, Jake	P	1999	Lane, Matthew	P	2007
Hathaway, Hilly	P	1991	Jay, Jon	OF	2006	Lane, Timothy	3B, SS	1966
Havens, Brad	P	1978	Jelmini, Dean	3B, OF	1973	Lanning, Gerald	P	1968-69
Hawthorne, Kyle	IF, OF	1999	Jenkins, Tyrell	P	2012	Lansford, Carney	3B	1976
Haye, Robert	P	1962	Jennings, Doug	OF	1985	Lara, Edgar	1B, OF	2010-11
Hayes, Calvin	2B, OF	2005-06	Jimenez, Genaro	OF	1985	LaRoche, Dave	P, OF	1967-68
Healey, Robert J.	P	1961	Jimenez, Manuel	P	1974-75	LaRose, Vic	IF	1963-64
Healey, Robert W.	P	1977	Jimenez, Ramon	OF	1960	Laskowitz, Daniel	SS	1962
Hearne, Trey	P	2006	Jinske, Wayne	C	1960	Laubert, Richard	2B, 3B	1973
Heaton, Michael	P	1978	John, William	1B	1971-72	Lawhorn, Leroy	C	1970
Hecht, Brian	P	1997-98	Johnson, Cale	P	2011	Leatherman, Dan	1B, OF	1999
Heinbechner, Bruce	P	1970	Johnson, David	P	1986	Lebron, Edgardo	1B, 3B	2003
Hefrich, Timothy	3B	1960	Johnson, Gregory	P	1977	Lee, Wiley	2B, OF	1988



Bandits All-Time Roster

MIDWEST LEAGUE ERA: 1960-2012

Bold indicates players who appeared in the Major Leagues

Team Information

Nunn, Mike	C	1968-69
-O-		
O'Malley, Paul	P	1996
O'Mara, Laurence	P	1961
O'Neill, Mike	OF	2011
Oakes, Charlie	1B	1968-69
Oakes, Jerry	P	2003
Oberdank, Jeffrey	2B, 3B, SS, OF	1989, 1991
Obrregon, Ted	2B, SS	2010
Ochoa, Javier	C	1998
Odom, Lance	P	2000
Oeder, Ross	2B, 3B, SS	2008
Oeltjen, Trent	OF	2002-03
Officer, Jim	P	1971, 1976
Oliva, Steven	2B, OF	1977-78
Olivares, Alonso	P	1968
Oliver, Richard	2B	1977
Olson, Justin	P	2003
Olson, Terry	P	1960
Ool, Kevin	P	2005
Orlikowski, Ray	P	1960-61
Orozco, Washington	3B, SS, OF	1971-72
Ortegon, Ronnie	1B	1990
Ottavino, Adam	P	2006
Ounjian, Brendan	C	1965
Overy, Mike	P	1973
Owen, Dave	2B, SS	1979-80

River Bandits

Polanco, Jhonny	P	2012
Pollard, Roy	1B	1966
Ponte, Ed	P	1993
Porter, Chuck	P	1976
Powers, Steve	P	1974-75
P Pratt, Wes	OF	1995, 1997
Pritchard, Glenn	P	1974
Pridie, Jon	P	2000-01
Pritchard, Neal	2B, 3B, SS, OF	2012
Pritchett, Chris	1B	1992
Probst, Alan	C, 1B	1993-95
Prunty, T.J.	P	2003-04
Pryce, Ken	P	1981
Pryor, Jeff	P	1968-70
Pulliam, Richard	P	1964
Punto, Nick	2B, 3B, SS	2004
Pupo, Carlos	1B	2008
Pylate, Chad	P	2002

Roche, Marlon	OF	1996-97
Rodgers, Adam	1B	2006
Rodriguez, Andy	P	1978
Rodriguez, Edgar	C, OF	1988, 1990-91
Rodriguez, Eduardo	2B	1986
Rodriguez, Jonathan	1B, 3B, OF	2011
Rodriguez, Luis	2B, 3B	1999-2000
Rodriguez, Marcos	OF	1960-61
Rodriguez, Noel	1B, OF	1994-96
Rodriguez, Ryde	OF	2009-10
Rodriguez, Starlin	2B	2011
Rodriguez, Wilfredo P	C, 1B, 3B, OF	1998
Rohlfing, Wayne	C, 1B, 3B, OF	1979-80
Roman, Eugenio	P	1961
Roman, Vincent	OF	1993
Romanovsky, Michael	P	1985
Romero, Alex	OF	2003
Romero, Charlie	OF	1988-89
Romero, Josmir	P	2001-02
Rommel, Richard	P	1978
Rondon, Jorge	P	2008-10
Roomes, Rolando	OF	1982-83
Root, Derek	P	1996
Rosales, Andres	P	2008-09
Rosario, Rainel	OF	2010

Review

-P-		
Padilla, Juan	P	1999-2000
Paepke, Dennis	C	1965
Papel, David	C, 3B, SS, OF	1981
Paiva, Ronald	2B	1960
Palmeiro, Orlando	OF	1992
Palmer, Cody	C	2005
Panick, Francis	P	1974
Pappas, Erik	C	1985
Pardo, Lawrence	P	1987-89
Parejo, Frederick	1B, OF	2009-11
Parise, Pete	P	2008
Parisi, Mike	P	2005
Parker, Billy	IF	1969
Parker, Richard	P	1991
Parks, James	P	1965
Parmenter, Gary	P	1983
Partrick, David	OF	1989
Pasierb, Lou	P	1969
Patrick, Chris	2B, 3B	2005
Patrick, Mike	P	1971
Pattee, Ben	2B, 3B, SS, OF	2003-04
Pattin, Marty	P	1966
Patton, Jeremy	1B, 3B	2012
Paulino, Willy	P	2012
Pavlik, Martin	P	1968-70
Payne, Jim	2B, 3B, SS	1980-81
Paz, Jackson	P	2005
Pelt, Charlie	1B	2008
Pena, George	C, OF	1963-64
Peoples, Nicholas	2B, OF	2008
Peracchi, Donald	1B, OF	1967
Perez, Beban	P, OF	1989, 1992
Perez, Carlos	P	1975
Perez, Chris	P	2006
Perez, Francisco	P	1965
Perez, Marty	2B, SS	1965-67
Perkins, Glen	P	2004
Perodin, Ronnie	OF	2003
Perruchon, Bob	OF	1967-68
Persby, Andy	P	2001
Person, Carl	3B, OF	1975
Peters, James	3B, OF	1974
Peterson, Allen	C, 1B, OF	1985
Peterson, Brock	1B, 3B, OF	2004
Peterson, Nate	C, OF	1994
Pham, Thomas	OF	2007-08
Phillips, Darrall	OF	1971
Phillips, J.R.	1B, OF	1989
Phillips, Jim	P	1984
Phillips, Kyle	C, 1B	2004
Pichardo, Joel	P	2009
Piggott, Russell	2B	1981
Pineda, Rafael	P	1987
Pirkel, James	C	1961
Piscotty, Stephen	3B	2012
Pobur, Hugh	P	1984
Poindexter, Donald	P	1963
Polanco, Carlos	2B	1991

Record Book

-O-		
Quarles, Melvin	2B, 3B, OF	1978
Quickstad, Barry	OF	2002
Quigley, Jerry	P	1976
Quinones, Jose	OF	1969

-R-		
Rabe, Josh	3B, OF	2001
Racanello, John	P	1976
Racobaldo, Richard	3B	2009
Rada, Jose	P	2010
Rahmatulla, Tyler	3B	2012
Rambau, Norman	P	1965
Ramirez, Jose	OF	2007
Ramirez, Orlando	SS	1973
Ramirez, Pascual	C, OF	1964, 1966
Ramos, Edgar	P	1994-95
Ramos, Eduardo	1B, 3B	1993-94
Randazzo, Jeff	P	2000-01, 2005
Randolph, Scott	P	1988
Rapoport, James	OF	2007
Rasmus, Anthony	1B, 2B	1988
Rasmus, Casey	C	2012
Rasmus, Colby	OF	2006
Ratekin, Mark	P	1992
Rauschenberger, Cory	P	2005-06
Reeder, Jim	OF	1997
Rees, Rob	P	1993
Rees, Sean	P	1993
Reines, Todd	P	1990
Reichardt, Rick	OF	1964
Rembielak, Richard	2B, 3B, SS	1984
Remo, Jeff	C	1982-83
Remy, Jerry	2B	1973
Renfro, Josh	P	2012
Rennhack, Mike	OF	1994-95
Renwick, Richard	P	1980-81
Restovich, Michael	3B, OF	1999
Reuschel, Rick	P	1983
Revez, Bob	P	2012
Reyes, Christian	C, 1B	2007
Reyes, Giovanni	2B, 3B, SS, OF	1986-87
Reyes, Roberto	OF	2012
Rhein, Jeffrey	OF	1993
Ribant, Dennis	P	1961
Rich, Anthony	2B, 3B, SS	1994
Richards, Don	P	1968-69
Richardson, Donnie	OF	1984
Richardson, Jason	P	2002
Ridley, Brian	P	1998
Riffel, Jon	OF	1978
Riggins, Frank	OF	1969-71
Rijo, Jose	P	1997
Rincon, Juan	P	1999
Riportella, Beau	OF	2008
Ris, Gregory	OF	1978
Rivera, Elvin	P	1986-87
Rivera, Francisco	1B, OF	2008
Rivera, Jose	1B, OF	1983
Rivera, Raymond	P	1964
Rivera, Saul	P	1999
Rivers, Ken	C	2009
Roadcap, Steve	C	1988
Roberson, Justin	OF	2003
Robertson, Jeriome	P	1997
Robertson, Quinton	P	2005
Robinson, Hassan	OF	1996
Robinson, Shane	OF	2006
Robinson, William	P, 1B, OF	1988

Rose, Bobby	IF, OF	1986, 1988
Rose, Heath	P	1993
Rose, Mike	C, OF	1997-98
Rose, Phil	C	1969
Rose, Richard	OF	1962
Rosenhahn, Dave	3B	1982
Rosenthal, Trevor	P	2011
Roslund, John	P	1975
Ross, Tony	OF	1995
Roth, Randy	1B, 3B, OF	2006
Rothan, William	P	1973
Rowlett, Casey	2B, 3B, SS, OF	2005-06
Rubio, Jorge	P	1964
Rudd, Robert	3B	1963
Ruiz, Romulo	1B	2011
Runyan, Sean	P	1995-96
Rush, Larry	1B	1974
Russell, Zach	P	2011
Rutgers, Paul	2B, 3B, OF	2004
Rutledge, Jeff	2B, SS	1982
Ryan, Jeremy	P	1998
Rybacki, Larry	P	1968-69

Midwest League

-S-		
Satzer, Michael	P	1986
Sadlowski, Kyle	P	2006-07
Sain, Joey	P	1984
Salanoa, Henry	1B	1966
Salazar, Jose	2B	2006
Samboy, Nelson	2B, 3B	1997
Samuel, Francisco	P	2008
Sanchez, Eduardo	P	2008
Sanchez, Vic	C, 1B	1995
Sanchez, Victor	1B, 3B	2011
Sandberg, Eric	P, 1B	2000-02
Sander, Clinton	1B, OF	1974
Sandoval, Michael	1B, 2B, 3B	2001-02
Sandoval, William	SS, OF	2007
Sandry, Bill	1B, 3B, OF	1984
Santana, Johan	P	1998
Santana, Jose	SS	1995
Saunders, William	P	1964-65
Sawatski, Jay	P	2004
Saylor, Jamie	2B, 3B, SS	1994, 1996-97
Scanlon, Matt	2B, 3B	1999-2000
Schaal, Paul	3B	1962
Schaeffer, Jon	C, 1B	1999
Scheiwe, Mark	P	1981
Schellinger, Mike	P	2007
Scherer, Matt	P	2005
Schexnayder, Wade	3B, OF	1978
Schneider, Scott	P	2009-10
Schneider, Steve	2B, 3B	1967-68
Schoendienst, Kevin	1B, 3B, SS, OF	1981
Schoening, Brent	P	1999
Schroeder, Brian	P	2007
Schrom, Ken	P	1977
Schulte, Rich	OF	1993
Schultz, Marcus	C	1966
Schulze, Don	P	1981
Schutt, Chris	P	2004
Schwarz, Jeff	P	1984
Schweitzer, Jared	1B, 2B, 3B	2007

Houston Astros

Media

Bandits All-Time Roster



MIDWEST LEAGUE ERA: 1960-2012

Bold indicates players who appeared in the Major Leagues

Sciacca, Chris	2B, 3B, SS	1983, 1985	Stewart, James	P	1972, 1974	Tyler, Scott	P, SS	2003-04
Scioniers, Daryl	1B	1978	Stidham, Jason	1B, 2B, SS, OF	2009-10	-U-		
Scott, Darryl	P	1991	Stipetch, Mark	3B, OF	1975			
Scruggs, Xavier	1B	2009	Stitt, Brian	P	2006	Uhl, Jon	P	2004
Search, Michael	P	1989	Stock, Robert	C, P	2009-12	Upton, Jack	1B	1980
Sebach, Kyle	P	1992	Stockstill, John	1B, 3B, SS	1980	Uruburu, Terry	P	1971
Seidel, Norman	P	1972	Stoffel, John	P	1973	-V-		
Selander, Craig	1B, OF	1999-2000	Stouill, Don	C	1971			
Sennett, Edward	P	1967	Stovall, Williford	C	1963	Vaji, Mark	P	1981
Sentlinger, Ricky	P	1977	Stover, Michael	P	1977-78	Valdez, Victor	P	1994
Serafini, Rudy	P	1983	Stubbins, Mike	P	1970	Vallone, James	P	1977-78
Serafini, Vince	P	2002	Sturdy, Tim	P	1999-2000	Van Slyke, A.J.	1B, OF	2006
Shaver, Tony	P	1995	Sukla, Ed	P	1962-63	Vander Weg, Scott	P	2006
Shearn, Tom	OF	1998	Suskiewich, Jim	P, 1B	1968-69	VanDeren, Steven	1B, OF	1978
Shepherd, Devin	OF	2010	Swackhamer, Wes	OF	2005-06	VanDerwel, William	P	1989
Shepherd, Matt	2B, 3B, SS	2005	Swagerty, Jordan	P	2011	Vann, Brandy	P	1987-89
Shepston, Michael	C	1979	Swagerty, Felix	P	1980-81	Vargas, Eddie	1B	1988
Sherrod, George	C	1963	Swauger, Chris	1B, OF	2009	Vargas, Humberto	OF	1973
Shiffer, Eric	P	1971	Swayne, Tommy	P	1962	Varsho, Gary	2B	1982
Shoemaker, Martin	P	1981	Sweeney, Mark	OF	1992	Vasquez, Alejandro	OF	1998
Shorey, Mark	OF	2007	Sweet, Jim	C	1961	Vasquez, Niko	SS	2008-10
Shrum, Allen	C	1999	Swinson, Michael	OF	2010-11	Vasquez, Paul	C	2008
Shubert, Frank	P	1962	-T-			Vegas, Raymond	OF	1966
Shuleeta, Michael	P	1982	Tackett, Terry	OF	1964	Vegely, Bruce	P	1989-90
Shull, Michael	P	1986	Tackett, Glen	P	1974	Velazquez, Juan	C	1983
Siegrest, Kevin	P	2011	Tallet, Brian	P	2011	Venturino, Philip	P	1985
Sikorski, Brian	P	1995-96	Talley, Gary	P	1973	Verbeck, Robert	C	1973
Sillman, Mike	P	2005	Tamburino, Brett	2B, 3B, OF	2000-02	Verbryke, Eric	OF	2005
Silverio, Tom	OF	1965-66	Tanana, Frank	P	1972	Veres, Adam	P	2009
Silverio, Victor	SS	1991-92	Tapia, Jose	P	1987	Verhoeven, John	P	1999
Simmons, Wayne	SS	1981	Tapia, Miguel	P	2009	Victoria, Lester	P	1974
Simonitsch, Errol	OF	2004	Tarin, Fernando	P	1977	Villanueva, Dail	P	2012
Simpson, Jay	OF	1992	Tarnow, Greg	C	1981	Vincz, Richard	P	1960
Simpson, Jesse	2B	2010	Tatum, David	P	1962	Vinson, Charlie	1B	1964
Singleton, Eddy	2B	1962	Tatum, Jarvis	OF	1965	Viskas, Steven	P	1979, 1982
Sivira, Yonathan	OF	2006	Tatum, Ken	OF	1966	Vlasin, Ronald	3B	1965
Skogan, Thor	P	1969-70	Tauter, Peter	P	2003-04	Volkman, Jay	P	1984
Slater, Bob	2B	1976	Taveras, Oscar	OF	2011	Vopicka, Jim	SS	1966, 1968
Slettvet, Douglas	P, C, 1B	1974-77	Taves, Samuel	OF	1978	Vorwald, Matt	P	2002
Slowik, Tad	P	1984	Taylor, Billy	OF	1974-76	-W-		
Smart, Richard	P	2002	Taylor, Brown	1B, OF	1962	Wade, Mike	P	1972
Smith, Brandon	P	1998	Taylor, J.R.	2B, 3B, SS	2004	Wagner, Billy	P	1994
Smith, C.J.	1B, OF	2006	Taylor, Terry	2B	1991	Wagner, Bubba	C	1960-61
Smith, Chuck	P	1993	Tebbetts, Steven	OF	1976-77	Walck, Hal	P	1984
Smith, Curt	1B	2008	Tejeda, Manny	P	2001-02	Waldal, Bob	P	1969
Smith, Donnie	P	2005-06	Tejero, Fausto	C, 1B	1991	Walker, Andrew	3B, SS, OF	1979
Smith, Eric	P	1996	Tenney, Mickey	2B, 3B, SS	1981	Walker, Fred	P	1969
Smith, Justin	P	2010	Teran, Kleininger	C	2011	Walker, Jamie	P	1993-94
Smith, Lawrence	P	1986	Terry, Aaron	P	2010	Wallace, Brett	3B	2008
Smith, Randy	P	1976	Thiel, Kevin	P	1973	Wallace, Jim	P	1998
Smith, Richard	P, C	1985	Thomas, J.J.	1B	1998	Walling, Kendall	1B, 3B, OF	1987
Smith, Roger	2B, 3B, SS, OF	1973-74	Thomas, Kevin	P	2009	Walsh, Colin	2B, 3B, SS, OF	2010-12
Smith, Ross	1B, OF	2010	Thompson, Dave	OF	1969	Walsh, Jim	OF	1981-82
Smith, Ryan	P	2003	Thompson, Mike	P	1980	Walter, Mike	P	1994, 1996
Smith, Scott	P	1982	Thomson, Douglas	P	1977-78	Walters, Mike	P	1977
Smith, Thomas	1B, OF	1971	Thon, Dickie	SS	1976	Walters, P.J.	P	2007
Smith, Tom	P	1981	Threadgill, Christopher	OF	1988, 1990	Walton, Jordan	OF	2012
Smithson, Bob	OF	1966-68	Threadgill, Henry	2B, 3B, OF	1990	Wantz, Dick	P	1962
Snyder, Bob	OF	1969	Tickell, Brian	P	1996	Washburn, Greg	P	1967-68
Soderstrom, Thomas	3B, OF	1967	Tiffie, Terry	1B, 3B	2000-01	Washington, Glenn	OF	1986
Soff, Ray	P	1980-81	Tokas, James	2B	1963-64	Washington, Malvin	C, OF	1975
Solano, Donovan	3B, SS	2007	Tomlin, James	OF	2002	Wassenaar, Rob	P	1988
Sollami, James	OF	1963-64	Toops, Brady	C	2005	Watkins, Tommy	2B, 3B, SS, OF	2001
Sorrento, Paul	OF	1986	Tope, Stephen	1B, 3B, OF	2002	Watson, Brad	P	2012
Southward, DeShawn	OF	2000-01	Torgerson, David	OF	1964-65	Watson, Ron	P	1992
Spade, Matt	P	2007-08	Toribio, Guillermo	2B, 3B, SS	2009	Webb, Dennis	2B, 3B	1981
Span, Denard	OF	2004	Torino, Damian	C	1993	Webber, Nicholas	P	2005
Spano, Anthony	OF	1969	Torres, Digno	1B, OF	2001-02	Weis, Brad	P	2000-01
Spataro, Ryan	OF	2004	Torres, Eduardo	OF	1986	Weissmann, Craig	P	1981-82
Specyalski, Brian	2B, 3B, SS	1990	Torres, Gabby	C	2000	Weitzel, Erwin	P	1965
Speigner, Levalde	P	2004	Torres, Gilberto	OF	1970-71	Well, Rick	P	1967
Spellman, Mike	P	1969-70	Torres, Jaymie	P	2005	Wesson, Barry	OF	1998
Spellman, Eric	P	1965-66	Torres, Maximo	SS	1971	West, Kevin	OF	2000-01
Spencer, Jim	1B	1965	Toruellas, Victor	OF	1966	Westbrook, Destry	P	1993-94
Spino, Thomas	P	1979-80	Totty, John	P	1964	Wheelock, Gary	P	1974
St. Clair, Ronnie	P	1969-70	Townsend, James	P	1988-89	White, Chad	OF	1995
St. John, Robert	P	1961	Tramble, Otis	2B, 3B, SS	1982-83	Whitehead, Steven	SS	1976
Stambaugh, Jonathan	P	2008	Trammell, Gary	3B, OF	1995	Whiteley, Thomas	P	1972-73
Stanley, Cody	C, OF	2010-11	Trent, Matthew	P	2005-06	Whiting, Boone	P	2011-12
Starks, Robert	OF	1976	Trevino, Ted	C	1979-80	Whitrock, Scott	OF	2003-04
Stavinoha, Nick	1B, OF	2005	Truby, Chris	1B, 3B, OF	1994-97	Wiecezak, John	3B	1961
Staydohar, David	OF	1992	Tucker, Cardoza	P	2008	Wiencek, Stephen	2B, SS	1971-72
Steck, David	P	1976	Tuley, Terry	P	1970-71	Wiggins, Alan	2B	1978
Steinke, Brock	P	1995-96	Tuller, Brian	P	1983	Wilburn, Gary	C, 3B	1977
Steirer, Rick	P	1977	Tullier, Michael	OF	1984	Wiley, Brett	SS	2012
Stela, Jose	C	1991-92	Turner, Chris	C, 1B	1992	Wilkinson, Matthew	OF	2006
Stevens, R.C.	1B	1963	Turner, John	1B, OF	1984	Wilkins, Mark	P	1980-81
Stevens, Tony	SS	2000	Turner, Ken	P	1962-63	Wilkinson, Don	2B, 3B, OF	1964
Stewart, Charles	C, OF	1983-84						

Team Information

River Bandits

Review

Record Book

Midwest League

Houston Astros

Media



Bandits All-Time Roster

MIDWEST LEAGUE ERA: 1960-2012

Bold indicates players who appeared in the Major Leagues

Team Information

Williams, Aaron	P	2003
Williams, Kent	OF	1989-90
Williams, Matt	SS	2012
Williams, Reggie	OF	1990
Williams, Shad	P	1992
Williams, Shad	1B, OF	2005-06
Wilson, James	2B, 3B	1980
Wilson, Josh	P	2006, 2008-09
Wilson, Randy	1B	1972-73
Wilson, William	3B	1965
Winslow, Bryant	1B, OF	1993
Wittels, Garrett	3B, SS	2012
Wolfe, Brian	P	2000-01
Wong, Kolten	2B	2011
Woods, Tony	3B, SS	1983
Wormelduff, Gary	P	1966
Wrenn, Michael	C, 1B, 3B, OF	2000
Wright, Clyde	P, OF	1965
Wright, Justin	P	2011
Wright, Kenneth	OF	1976-77
Wright, Lamar	P	1974
Wright, Mike	P	1979-80
Wulfemeyer, Mark	P	1975
Wyatt, Heath	P	2012
Wyman, Spencer	C	2005

-Y-

Yanez, Luis	P	1997
Yarbrough, Brandon	C	2005-06
Young, Gary	P	1980
Young, Rick	P	1970-71, 1975

-Z-

Zamojc, Mark	1B, OF	2004
Zappelli, Mark	P	1989
Zawacki, Brett	P	2009
Zick, Jeremy	P	2005-06
Zottneck, Roger	C, 2B	1986
Zyskowski, Garrett	P	1998

Total: 1585 players

Major Leaguers: 274 players

Source: Baseball-Reference.com

River Bandits

Review

Record Book

Midwest League

Houston Astros

Media

Bandits Major Leaguers



MAJOR LEAGUE POSITION PLAYERS TO APPEAR FOR QUAD CITIES TEAMS MIDWEST LEAGUE ERA: 1960-2012

Bold players appeared in the majors in 2012; **bold teams** signed players or invited them to spring training for 2013 season

NAME	YEARS	MLB CAREER	TEAMS	G	AVG	HR	RBI
Adams, Matt	2010	2012	St. Louis Cardinals	27	.244	2	13
Aikens, Willie	1975	1977, 1979-85	California Angels, Kansas City Royals, Toronto Blue Jays	774	.271	110	415
Alberts, Butch	1974	1978	Toronto Blue Jays	6	.278	0	0
Allen, Kim	1975	1980-81	Seattle Mariners	42	.222	0	3
Allietta, Bob	1972	1975	California Angels	21	.178	1	2
Alomar, Sandy	1961	1964-78	Milwaukee Braves, Atlanta Braves, New York Mets, Chicago White Sox, California Angels, New York Yankees, Texas Rangers	1481	.245	13	282
Amaral, Rich	1984	1991-2000	Seattle Mariners, Baltimore Orioles	727	.276	11	159
Amaro, Ruben	1989	1991-98	California Angels, Philadelphia Phillies, Cleveland Indians	485	.235	16	100
Anderson, Bryan	2006	2010, 2012	St. Louis Cardinals	25	.273	0	4
Anderson, Garret	1991	1994-2010	California Angels, Anaheim Angels, Los Angeles Angels, Atlanta Braves, Los Angeles Dodgers	2228	.293	287	1365
Ankiel, Rick	2005	1999-2001, 2004, 2007-12	St. Louis Cardinals, Kansas City Royals, Atlanta Braves, Washington Nationals, Houston Astros	608	.244	69	233
Ball, Jeff	1993	1998	San Francisco Giants	2	.250	0	0
Berryhill, Damon	1984	1987-95, 1997	Chicago Cubs, Atlanta Braves, Boston Red Sox, Cincinnati Reds, San Francisco Giants	683	.240	47	257
Bichette, Dante	1985	1988-2001	California Angels, Milwaukee Brewers, Colorado Rockies, Cincinnati Reds, Boston Red Sox	1704	.299	274	1141
Bigbie, Larry	2006	2001-06	Baltimore Orioles, Colorado Rockies, St. Louis Cardinals	392	.267	31	137
Bishop, Mike	1977-78	1983	New York Mets	3	.125	0	0
Bosley, Thad	1975	1977-90	California Angels, Chicago White Sox, Milwaukee Brewers, Seattle Mariners, Chicago Cubs, Kansas City Royals, Texas Rangers	784	.272	20	158
Bowen, Rob	2001-02	2003-04, 2006-08	Minnesota Twins, San Diego Padres, Chicago Cubs, Oakland Athletics	216	.209	9	43
Briggs, Dan	1971	1975-79, 1981-82	California Angels, Cleveland Indians, San Diego Padres, Montreal Expos, Chicago Cubs	325	.195	12	53
Brown, Andrew	2008	2011-12	St. Louis Cardinals, Colorado Rockies, New York Mets	57	.224	5	14
Brown, Randy	1967	1969-70	California Angels	18	.138	0	0
Carpenter, Matt	2009	2011-12	St. Louis Cardinals	121	.283	6	46
Carly, Rico	1960	1963-79	Milwaukee Braves, Atlanta Braves, Texas Rangers, Chicago Cubs, Oakland Athletics, Cleveland Indians, Toronto Blue Jays	1651	.299	204	890
Castellanos, Alex	2009	2012	Los Angeles Dodgers	16	.167	1	3
Castro, Ramon	1996	1999-2011	Florida Marlins, New York Mets, Chicago White Sox	567	.237	67	217
Chambers, Adron	2008	2011-12	St. Louis Cardinals	59	.242	0	8
Clark, Bobby	1976	1979-85	California Angels, Milwaukee Brewers	396	.239	19	100
Cliburn, Stan	1975-76	1980	California Angels	54	.179	2	6
Coachman, Pete	1985, 1992	1990	California Angels	16	.311	0	5
Collins, Dave	1973	1975-90	California Angels, Seattle Mariners, Cincinnati Reds, New York Yankees, Toronto Blue Jays, Oakland Athletics, Detroit Tigers, St. Louis Cardinals	1701	.272	32	373
Connally, Fritzie	1981	1983, 1985	Chicago Cubs, Baltimore Orioles	58	.221	3	15
Cotto, Henry	1980-81	1984-93	Chicago Cubs, New York Yankees, Seattle Mariners, Florida Marlins	884	.261	44	210
Cron, Chris	1987	1991-92	California Angels, Chicago White Sox	12	.080	0	0
Cruz, Julio	1975	1977-86	Seattle Mariners, Chicago White Sox	1156	.237	23	279
Cruz, Tony	2007	2011-12	St. Louis Cardinals	89	.257	1	11
Curtis, Chad	1989-90	1992-2001	California Angels, Detroit Tigers, Los Angeles Dodgers, Cleveland Indians, New York Yankees, Texas Rangers	1204	.264	101	461
Dade, Paul	1971	1975-80	California Angels, Cleveland Indians, San Diego Padres	439	.270	10	107
Dalesandro, Mark	1991	1994-95, 1998-99, 2001	California Angels, Toronto Blue Jays, Chicago White Sox	79	.240	3	17
Dallimore, Brian	1997	2004-05	San Francisco Giants	27	.260	1	7
Diaz, Mike	1980	1983, 1986-88	Chicago Cubs, Pittsburgh Pirates, Chicago White Sox	293	.247	31	102
Doherty, John	1970	1974-75	California Angels	104	.240	4	27
Donohue, Tom	1972-74	1979-80	California Angels	122	.200	5	28
Dunston, Shawon	1983	1985-2002	Chicago Cubs, San Francisco Giants, Pittsburgh Pirates, Cleveland Indians, St. Louis Cardinals, New York Mets	1814	.269	150	668
Easley, Damion	1990	1992-2008	California Angels, Detroit Tigers, Tampa Bay Devil Rays, Florida Marlins, Arizona Diamondbacks, New York Mets	1706	.253	163	684
Edmonds, Jim	1989	1993-2008, 2010	California Angels, Anaheim Angels, St. Louis Cardinals, San Diego Padres, Chicago Cubs, Milwaukee Brewers, Cincinnati Reds	2011	.284	393	1199
Egan, Tom	1964	1965-72, 1974-75	California Angels, Chicago White Sox	373	.200	22	91
Flannery, John	1976	1977	Chicago White Sox	7	.000	0	0
Flora, Kevin	1988-89	1991, 1995	California Angels, Philadelphia Phillies	29	.202	2	7
Forbes, P.J.	1992	1998, 2001	Baltimore Orioles, Philadelphia Phillies	12	.176	0	3
Freire, Alejandro	1995	2005	Baltimore Orioles	25	.246	1	4
Garrett, Adrian	1961	1966, 1970-76	Atlanta Braves, Chicago Cubs, Oakland Athletics, California Angels	163	.185	11	37

Team Information

River Bandits

Review

Record Book

Midwest League

Houston Astros

Media

Bandits Major Leaguers

MAJOR LEAGUE POSITION PLAYERS TO APPEAR FOR QUAD CITIES TEAMS

MIDWEST LEAGUE ERA: 1960-2012

Bold players appeared in the majors in 2012; **bold teams** signed players or invited them to spring training for 2013 season

NAME	YEARS	MLB CAREER	TEAMS	G	AVG	HR	RBI
Gilbert, Mark	1979	1985	Chicago White Sox	7	.273	0	3
Gonzales, Larry	1989-90	1993	California Angels	2	.500	0	1
Greene, Tyler	2006	2009-12	St. Louis Cardinals, Houston Astros	266	.224	16	58
Griffin, Doug	1966, 1969	1970-77	California Angels, Boston Red Sox	632	.245	7	165
Guillen, Carlos	1996	1998-2011	Seattle Mariners, Detroit Tigers	1305	.285	124	660
Hall, Mel	1980	1981-92, 1996	Chicago Cubs, Cleveland Indians, New York Yankees, San Francisco Giants	1276	.276	134	620
Hamilton, Mark	2006	2010-11	St. Louis Cardinals, Boston Red Sox	47	.197	0	4
Harper, Brian	1978	1979, 1981-95	California Angels, Pittsburgh Pirates, St. Louis Cardinals, Detroit Tigers, Oakland Athletics, Minnesota Twins, Milwaukee Brewers	1001	.295	63	428
Harris, John	1977	1979-81	California Angels	56	.258	5	16
Henderson, Joe	1965-66	1974, 1976-77	Chicago White Sox, Cincinnati Reds	16	3-2	6.69	35.0
Hernandez, Carlos	1995-96	1999-2000	Houston Astros, Seattle Mariners	18	.133	0	1
Hibbs, Jim	1967	1967	California Angels	3	.000	0	0
Hidalgo, Richard	1994	1997-2005	Houston Astros, New York Mets, Texas Rangers	987	.269	171	560
Hill, Steven	2007	2010, 2012	St. Louis Cardinals, Oakland Athletics	10	.231	1	1
Hoffpauir, Jarrett	2005	2009-10	St. Louis Cardinals, Toronto Blue Jays	21	.217	0	2
Howard, Doug	1970	1972-76	California Angels, St. Louis Cardinals, Cleveland Indians	97	.212	1	22
Jackson, Darrin	1982	1985, 1987-94, 1997-99	Chicago Cubs, San Diego Padres, Toronto Blue Jays, New York Mets, Chicago White Sox, Minnesota Twins, Milwaukee Brewers	960	.257	80	317
Jackson, Ron	1972	1975-84	California Angels, Minnesota Twins, Detroit Tigers, Baltimore Orioles	926	.259	56	342
Jackson, Ryan	2010	2012	St. Louis Cardinals	13	.118	0	0
Jay, Jon	2006	2010-12	St. Louis Cardinals	381	.300	18	104
Jennings, Doug	1985	1988-91, 1993	Oakland Athletics, Chicago Cubs	189	.202	5	37
Jones, Garrett	2002	2007, 2009-12	Minnesota Twins, Pittsburgh Pirates	564	.259	87	279
Kelly, Pat	1974-75	1980	Toronto Blue Jays	3	.286	0	0
Kielty, Bobby	1999	2001-07	Minnesota Twins, Toronto Blue Jays, Oakland Athletics, Boston Red Sox	599	.254	53	253
King, Hal	1965	1967-68, 1970-74	Houston Astros, Atlanta Braves, Texas Rangers, Cincinnati Reds	322	.214	24	82
Kirkpatrick, Ed	1962	1962-77	Los Angeles Angels, California Angels, Kansas City Royals, Pittsburgh Pirates, Texas Rangers, Milwaukee Brewers	1311	.238	85	424
Kopacz, George	1960	1966, 1970	Atlanta Braves, Pittsburgh Pirates	16	.120	0	0
Kozma, Pete	2008	2011-12	St. Louis Cardinals	42	.303	2	14
Kubel, Jason	2002	2004, 2006-12	Minnesota Twins, Arizona Diamondbacks	894	.268	134	519
Larnsford, Carney	1976	1978-92	California Angels, Boston Red Sox, Oakland Athletics	1862	.290	151	874
LaRose, Vic	1963-64	1968	Chicago Cubs	4	.000	0	0
Llenas, Winston	1963	1968-69, 1972-75	California Angels	300	.230	3	61
Lugo, Julio	1996	2000-11	Houston Astros, Tampa Bay Devil Rays, Los Angeles Dodgers, Boston Red Sox, St. Louis Cardinals, Baltimore Orioles, Atlanta Braves	1352	.269	80	475
Manto, Jeff	1985-86	1990-91, 1993, 1995-2000	Cleveland Indians, Philadelphia Phillies, Baltimore Orioles, Boston Red Sox, Seattle Mariners, Detroit Tigers, New York Yankees, Colorado Rockies	289	.230	31	97
Marshall, Dave	1963	1967-73	San Francisco Giants, New York Mets, San Diego Padres	490	.246	16	114
Martinez, Carmelo	1980	1983-91	Chicago Cubs, San Diego Padres, Philadelphia Phillies, Pittsburgh Pirates, Kansas City Royals, Cincinnati Reds	1003	.245	108	424
Martinez, Dave	1983-84	1986-2001	Chicago Cubs, Montreal Expos, Cincinnati Reds, San Francisco Giants, Chicago White Sox, Tampa Bay Devil Rays, Texas Rangers, Toronto Blue Jays, Atlanta Braves	1919	.276	91	580
Mather, Joe	2005	2008, 2010-12	St. Louis Cardinals, Atlanta Braves, Chicago Cubs	229	.219	14	49
Mauer, Joe	2002	2004-12	Minnesota Twins	1065	.323	94	587
Maza, Luis	2001	2008	Los Angeles Dodgers	45	.228	1	4
Meoli, Rudy	1970	1971, 1973-75, 1978-79	California Angels, Chicago Cubs, Philadelphia Phillies	310	.212	2	40
Miles, Aaron	1997-98	2003-11	Chicago White Sox, Colorado Rockies, St. Louis Cardinals, Chicago Cubs, Los Angeles Dodgers	932	.281	19	229
Miller, Norm	1964	1965-74	Houston Astros, Atlanta Braves	540	.238	24	159
Morales, Jose	2003	2007, 2009-11	Minnesota Twins, Colorado Rockies, Pittsburgh Pirates	96	.289	0	21
Morneau, Justin	2001	2003-12	Minnesota Twins	1151	.280	204	786
Mulliniks, Rance	1975	1977-92	California Angels, Kansas City Royals, Toronto Blue Jays	1325	.272	73	435
Nelson, Bry	1994-95	2002	Boston Red Sox	25	.265	0	2
Nettles, Morris	1971	1974-75	California Angels	168	.247	0	31
Oeltjen, Trent	2002-03	2009-11	Arizona Diamondbacks, Los Angeles Dodgers, Los Angeles Angels	99	.220	5	11
Owen, Dave	1979-80	1983-85, 1988	Chicago Cubs, Kansas City Royals	92	.194	1	16
Paepke, Dennis	1965	1969, 1971-72, 1974	Kansas City Royals	80	.183	2	14
Palmeiro, Orlando	1992	1995-2007	California Angels, Anaheim Angels, St. Louis Cardinals, Houston Astros	1206	.274	12	226
Pappas, Erik	1985	1991, 1993-94	Chicago Cubs, St. Louis Cardinals	104	.242	1	35
Parker, Billy	1969	1971-73	California Angels	94	.222	3	21

Bandits Major Leaguers



MAJOR LEAGUE POSITION PLAYERS TO APPEAR FOR QUAD CITIES TEAMS MIDWEST LEAGUE ERA: 1960-2012

Bold players appeared in the majors in 2012; **bold teams** signed players or invited them to spring training for 2013 season

NAME	YEARS	MLB CAREER	TEAMS	G	AVG	HR	RBI
Perez, Marty	1965-67	1969-78	California Angels, Atlanta Braves, San Francisco Giants, New York Yankees, Oakland Athletics	931	.246	22	241
Phillips, J.R.	1989	1993-99	San Francisco Giants, Philadelphia Phillies, Houston Astros, Colorado Rockies	242	.188	23	67
Phillips, Kyle	2004	2009, 2011	Toronto Blue Jays, San Diego Padres	41	.191	2	12
Pritchett, Chris	1992	1996, 1998-2000	California Angels, Anaheim Angels, Philadelphia Phillies	61	.221	3	11
Punto, Nick	2004	2001-12	Philadelphia Phillies, Minnesota Twins, St. Louis Cardinals, Boston Red Sox Los Angeles Dodgers	974	.247	15	228
Rabe, Josh	2001	2006-07	Minnesota Twins	38	.250	3	9
Ramirez, Orlando	1973	1974-77, 1979	California Angels	143	.189	0	16
Rasmus, Colby	2006	2009-12	St. Louis Cardinals, Toronto Blue Jays	571	.243	76	246
Reichardt, Rick	1964	1964-74	Los Angeles Angels, California Angels, Washington Senators, Chicago White Sox, Kansas City Royals	997	.261	116	445
Remy, Jerry	1973	1975-84	California Angels, Boston Red Sox	1154	.275	7	329
Restovich, Michael	1999	2002-07	Minnesota Twins, Colorado Rockies, Pittsburgh Pirates, Chicago Cubs, Washington Nationals	152	.239	6	21
Robinson, Shane	2006	2009, 2011-12	St. Louis Cardinals	122	.242	3	17
Rodriguez, Luis	1999-2000	2005-09, 2011	Minnesota Twins, San Diego Padres, Seattle Mariners, Los Angeles Angels	407	.238	10	80
Romero, Alex	2003	2008-09	Arizona Diamondbacks	144	.239	2	30
Roomes, Rolando	1982-83	1988-90	Chicago Cubs, Cincinnati Reds, Montreal Expos	170	.254	9	42
Rose, Bobby	1986, 1988	1989-92	California Angels	73	.245	5	23
Rose, Mike	1997-98	2004-06	Oakland Athletics, Los Angeles Dodgers, St. Louis Cardinals	27	.204	1	2
Schaal, Paul	1962	1964-74	Los Angeles Angels, California Angels, Kansas City Royals	1128	.244	57	323
Sconiers, Daryl	1978	1981-85	California Angels	234	.265	15	84
Silverio, Tom	1965-66	1970-72	California Angels	31	.100	0	0
Solano, Donovan	2007	2012	Miami Marlins	93	.295	2	28
Sorrento, Paul	1986	1989-99	Minnesota Twins, Cleveland Indians, Seattle Mariners, Tampa Bay Devil Rays	1093	.257	166	565
Span, Denard	2004	2008-12	Minnesota Twins, Washington Nationals	589	.284	23	230
Spencer, Jim	1965	1968-82	California Angels, Texas Rangers, Chicago White Sox, New York Yankees, Oakland Athletics	1553	.250	146	599
Stavinoha, Nick	2005	2008-10	St. Louis Cardinals	147	.234	4	30
Stevens, R.C.	1963	1958-61	Pittsburgh Pirates, Washington Senators	104	.210	8	21
Sweeney, Mark	1992	1995-2008	St. Louis Cardinals, San Diego Padres, Cincinnati Reds, Milwaukee Brewers, Colorado Rockies, San Francisco Giants, Los Angeles Dodgers	1218	.254	42	250
Tatum, Jarvis	1965	1968-70	California Angels	102	.232	0	8
Thon, Dickie	1976	1979-93	California Angels, Houston Astros, San Diego Padres, Philadelphia Phillies, Texas Rangers, Milwaukee Brewers	1387	.264	71	435
Tiffie, Terry	2000-01	2004-06, 2008	Minnesota Twins, Los Angeles Dodgers, Florida Marlins	97	.226	5	29
Truby, Chris	1994-97	2000-03	Houston Astros, Montreal Expos, Detroit Tigers, Tampa Bay Devil Rays	263	.231	23	107
Turner, Chris	1992	1993-2000	California Angels, Anaheim Angels, Kansas City Royals, Cleveland Indians, New York Yankees	158	.237	4	36
Vargas, Eddie	1989	1982, 1984	Pittsburgh Pirates	26	.256	0	5
Varsho, Gary	1982	1988-95	Chicago Cubs, Pittsburgh Pirates, Cincinnati Reds, Philadelphia Phillies	571	.244	10	84
Vinson, Charlie	1964	1966	California Angels	13	.182	1	6
Wallace, Brett	2008	2010-12	Houston Astros	232	.250	16	66
Watkins, Tommy	2001	2007	Minnesota Twins	9	.357	0	0
Wesson, Barry	1998	2002-03	Houston Astros, Anaheim Angels	25	.194	1	4
Wiggins, Alan	1978	1981-87	San Diego Padres, Baltimore Orioles	631	.259	5	118
Williams, Reggie	1990	1992, 1995, 1998-99	California Angels, Los Angeles Dodgers, Anaheim Angels	88	.250	2	14

Source: Baseball-Reference.com

Team Information

River Bandits

Review

Record Book

Midwest League

Houston Astros

Media



Bandits Major Leaguers

MAJOR LEAGUE PITCHERS TO APPEAR FOR QUAD CITIES TEAMS MIDWEST LEAGUE ERA: 1960-2012

Bold players appeared in the majors in 2012; **bold teams** signed players or invited them to spring training for 2013 season

Team Information

River Bandits

Review

Record Book

Midwest League

Houston Astros

Media

NAME	YEARS	MLB CAREER	TEAMS	G	W-L	ERA	IP
Abbott, Kyle	1989	1991-92, 1995-96	California Angels, Philadelphia Phillies	57	4-17	5.20	185.1
Ankief, Rick	2005	1999-2001, 2004	St. Louis Cardinals	51	13-10	5.40	242.0
Baker, Scott	2003	2005-11	Minnesota Twins, Chicago Cubs	163	63-48	4.15	958.0
Kauf, Grant	1999	2001, 2003-04, 2007-12	Minnesota Twins, Milwaukee Brewers, Tampa Bay Devil Rays, Tampa Bay Rays, Oakland Athletics	398	27-14	3.38	410.1
Barrios, Manuel	1994-95	1997-98	Houston Astros, Florida Marlins, Los Angeles Dodgers	5	0-0	6.75	6.2
Bennett, Erik	1990, 1992	1995-96	California Angels, Minnesota Twins	25	2-0	7.81	27.2
Blackburn, Nick	2003-04	2007-12	Minnesota Twins	145	43-55	4.85	818.2
Botting, Ralph	1975-76	1979-80	California Angels	18	2-3	7.39	56.0
Bowyer, Travis	2002	2005	Minnesota Twins	8	0-1	5.59	9.2
Bradley, Tom	1969	1969-75	California Angels, Chicago White Sox, San Francisco Giants	183	55-61	3.72	1017.2
Braun, John	1960	1964	Milwaukee Braves	1	0-0	0.00	2.0
Broderick, Brian	2008	2011	Washington Nationals	11	0-1	6.57	12.1
Buckles, Gary	1988	1994	St. Louis Cardinals	10	0-1	2.25	12.0
Butcher, Mike	1988	1992-95	California Angels	115	11-4	4.47	137.0
Cameron, Kevin	2003	2007-09	San Diego Padres, Oakland Athletics	69	2-0	3.02	86.1
Caneira, John	1975	1977-78	California Angels	8	2-2	4.71	36.1
Capel, Mike	1983	1988, 1990-91	Chicago Cubs, Milwaukee Brewers, Houston Astros	49	3-4	6.62	62.1
Carpenter, David	2008-09	2011-12	Houston Astros, Toronto Blue Jays, Atlanta Braves	67	1-5	5.70	60.0
Carroll, Clay	1961	1964-78	Milwaukee Braves, Atlanta Braves, Cincinnati Reds, Chicago White Sox, St. Louis Cardinals, Pittsburgh Pirates	731	96-73	2.94	1353.1
Clear, Mark	1976-77	1979-88, 1990	California Angels, Boston Red Sox, Milwaukee Brewers	481	71-49	3.85	804.1
Compton, Clint	1970	1972	Chicago Cubs	1	0-0	9.00	2.0
Comstock, Keith	1977	1984, 1987-91	Minnesota Twins, San Francisco Giants, San Diego Padres, Seattle Mariners	144	10-7	4.06	153.0
Cook, Mike	1985	1986-89, 1993	California Angels, Minnesota Twins, Baltimore Orioles	41	1-6	5.55	71.1
Cox, Terry	1968	1970	California Angels	3	0-0	3.86	2.1
Crain, Jesse	2002	2004-12	Minnesota Twins, Chicago White Sox	494	43-27	3.22	495.1
DePaula, Julio	2004	2007	Minnesota Twins	16	0-1	8.55	20.0
Dickson, Brandon	2007	2011-12	St. Louis Cardinals	8	0-0	4.91	14.2
Dorsey, Jim	1975	1980, 1984-85	California Angels, Boston Red Sox	8	1-3	11.79	23.2
Dove, Dennis	2005	2007	St. Louis Cardinals	3	0-0	15.00	3.0
Doyle, Cory	2005	2007	Baltimore Orioles	5	0-0	14.73	3.2
Durbin, J.D.	2002	2004, 2007	Minnesota Twins, Arizona Diamondbacks, Philadelphia Phillies	23	6-6	6.19	72.2
Eddy, Steve	1976-77	1979	California Angels	7	1-1	4.73	32.1
Edenfield, Ken	1991	1995-96	California Angels	9	0-0	5.82	17.0
Elarton, Scott	1994-95	1998-2001, 2003-08	Houston Astros, Colorado Rockies, Cleveland Indians, Kansas City Royals	232	56-61	5.29	1065.1
Eyre, Willie	1999-2001	2006-07, 2009, 2011	Minnesota Twins, Texas Rangers, Baltimore Orioles	111	7-8	4.95	163.2
Ferris, Bob	1976	1979-80	California Angels	7	0-2	4.64	21.1
Fick, Chuckie	2007-09	2012	St. Louis Cardinals, Houston Astros	20	0-1	4.38	24.2
Finley, Chuck	1986	1986-2002	California Angels, Anaheim Angels, Cleveland Indians, St. Louis Cardinals	524	200-173	3.85	3197.1
Fraser, Willie	1985	1986-91, 1994-95	California Angels, Toronto Blue Jays, St. Louis Cardinals, Florida Marlins, Montreal Expos	239	38-40	4.47	657.0
Frederick, Kevin	2000	2002, 2004	Minnesota Twins, Toronto Blue Jays	30	0-2	7.59	40.1
Garcia, Freddy	1996	1999-2012	Seattle Mariners, Chicago White Sox, Philadelphia Phillies, Detroit Tigers, New York Yankees, San Diego Padres	359	152-101	4.15	2183.2
Garcia, Jaime	2006	2008, 2010-12	St. Louis Cardinals	90	34-23	3.43	495.2
Garcia, Miguel	1985	1987-89	California Angels, Pittsburgh Pirates	14	0-2	8.41	20.1
Geishert, Vern	1966	1969	California Angels	11	1-1	4.65	31.0
Green, Jason	1997	2000	Houston Astros	14	1-1	6.62	17.2
Grzanich, Mike	1994	1998	Houston Astros	1	0-0	18.00	1.0
Halama, John	1994-95	1998-2006	Houston Astros, Seattle Mariners, Oakland Athletics, Tampa Bay Devil Rays, Boston Red Sox, Washington Nationals, Baltimore Orioles	262	56-48	4.65	911.0
Hamulack, Tim	1998	2005-06	New York Mets, Los Angeles Dodgers	39	0-3	7.43	36.1
Harrison, Bill	1965	1968	California Angels	10	1-6	5.08	33.2
Hartzell, Paul	1975	1976-80, 1984	California Angels, Minnesota Twins, Baltimore Orioles, Milwaukee Brewers	170	27-39	3.90	703.1
Harvey, Bryan	1985	1987-95	California Angels, Florida Marlins	322	17-25	2.49	387.0
Hathaway, Hilly	1991	1992-93	California Angels	13	4-3	5.29	63.0
Havens, Brad	1978	1981-83, 1985-89	Minnesota Twins, Baltimore Orioles, Los Angeles Dodgers, Cleveland Indians, Detroit Tigers	205	24-37	4.81	590.2
Hernandez, Roberto	1987-88	1991-2007	Chicago White Sox, San Francisco Giants, Tampa Bay Devil Rays, Kansas City Royals, Atlanta Braves, Philadelphia Phillies, New York Mets, Pittsburgh Pirates, Cleveland Indians, Los Angeles Dodgers	1010	67-71	3.45	1071.1
Hockenbery, Chuck	1969, 1971	1975	California Angels	16	0-5	5.27	41.0

Bandits Major Leaguers



MAJOR LEAGUE PITCHERS TO APPEAR FOR QUAD CITIES TEAMS MIDWEST LEAGUE ERA: 1960-2012

Bold players appeared in the majors in 2012; **bold teams** signed players or invited them to spring training for 2013 season

NAME	YEARS	MLB CAREER	TEAMS	G	W-L	ERA	IP
Holdridge, David	1988	1998	Seattle Mariners	7	0-0	4.05	6.2
Holt, Chris	1993	1996-97, 1999-2001	Houston Astros, Detroit Tigers	133	28-51	4.76	736.2
Holzemer, Mark	1989	1993, 1995-98, 2000	California Angels, Seattle Mariners, Oakland Athletics, Philadelphia Phillies	94	2-5	7.69	100.2
Kealey, Steve	1967	1968-73	California Angels, Chicago White Sox	139	8-5	4.28	214.1
Kelly, Joe	2010	2012	St. Louis Cardinals	24	5-7	3.53	107.0
Kirkwood, Dan	1972	1974-78	California Angels, Chicago White Sox, Toronto Blue Jays	120	18-23	3.37	374.2
LaRoche, Dave	1967-68	1970-83	California Angels, Minnesota Twins, Chicago Cubs, Cleveland Indians, New York Yankees	647	65-58	3.53	1049.1
Leftwich, Phil	1991	1993-94, 1996	California Angels	34	9-17	4.99	202.0
Lewis, Scott	1988	1990-94	California Angels	74	9-9	5.01	178.0
Lidge, Brad	1998	2002-12	Houston Astros, Philadelphia Phillies, Washington Nationals	603	26-32	3.54	603.1
Lovelace, Vance	1982	1988-90	California Angels, Seattle Mariners	9	0-0	5.79	4.2
Lynn, Lance	2008	2011-12	St. Louis Cardinals	53	19-8	3.67	210.2
McClellan, Kyle	2005	2008-12	St. Louis Cardinals, Texas Rangers	261	19-23	3.69	378.0
McClure, Bob	1979	1975-93	Kansas City Royals, Milwaukee Brewers, Montreal Expos, New York Mets, California Angels, St. Louis Cardinals, Florida Marlins	698	68-57	3.81	1158.2
McGlothlin, Jim	1962	1965-73	California Angels, Cincinnati Reds, Chicago White Sox	256	67-77	3.61	1300.1
McKnight, Tony	1997	2000-01	Houston Astros, Pittsburgh Pirates	21	7-7	4.63	122.1
Meek, Evan	2004	2008-12	Pittsburgh Pirates, Texas Rangers	156	7-7	3.34	172.2
Miller, Jason	2002-03	2007	Minnesota Twins	4	0-0	18.00	4.0
Miller, Shelby	2009-10	2012	St. Louis Cardinals	6	1-0	1.32	13.2
Miller, Wade	1997	1999-2007	Houston Astros, Boston Red Sox, Chicago Cubs	151	62-46	4.10	894.1
Monge, Sid	1971	1975-84	California Angels, Cleveland Indians, Philadelphia Phillies, San Diego Padres, Detroit Tigers	435	49-40	3.53	764.0
Moore, Marcus	1990	1993-94, 1996	Colorado Rockies, Cincinnati Reds	79	7-5	6.25	86.1
Mortensen, Clayton	2007	2009-12	St. Louis Cardinals, Oakland Athletics, Colorado Rockies, Boston Red Sox	50	5-9	4.53	137.0
Motte, Jason	2006	2008-12	St. Louis Cardinals	282	17-13	2.87	260.0
Mounce, Tony	1995	2003	Texas Rangers	11	1-5	7.11	50.2
Mulder, Mark	2006	2000-08	Oakland Athletics, St. Louis Cardinals	205	103-60	4.18	1314.0
Murphy, Tom	1967	1968-79	California Angels, Kansas City Royals, St. Louis Cardinals, Milwaukee Brewers, Boston Red Sox, Toronto Blue Jays	439	68-101	3.78	1444.0
Neshek, Pat	2003	2006-08, 2010-12	Minnesota Twins, San Diego Padres, Baltimore Orioles, Oakland Athletics	181	14-8	3.00	174.0
Noles, Dickie	1983	1979-88, 1990	Philadelphia Phillies, Chicago Cubs, Texas Rangers, Cleveland Indians, Detroit Tigers, Baltimore Orioles	277	36-53	4.56	860.0
Ottavino, Adam	2006	2010, 2012	St. Louis Cardinals, Colorado Rockies	58	5-3	5.42	101.1
Overy, Mike	1973	1976	California Angels	5	0-2	6.14	7.1
Padilla, Juan	1999-2000	2004-05	New York Yankees, Cincinnati Reds, New York Mets	42	4-1	4.06	62.0
Parisi, Mike	2005	2008	St. Louis Cardinals	12	0-4	8.22	23.0
Pattin, Marty	1966	1968-80	California Angels, Seattle Pilots, Milwaukee Brewers, Boston Red Sox, Kansas City Royals	475	114-109	3.62	2038.2
Perez, Chris	2006	2008-12	St. Louis Cardinals, Cleveland Indians	290	10-18	3.23	279.0
Perkins, Glen	2004	2006-12	Minnesota Twins	215	26-17	4.11	435.1
Porter, Chuck	1976	1981-85	Milwaukee Brewers	54	13-13	4.14	237.0
Ramos, Edgar	1994-95	1997	Philadelphia Phillies	4	0-2	5.14	14.0
Reuschel, Rick	1983	1972-81, 1983-91	Chicago Cubs, New York Yankees, Pittsburgh Pirates, San Francisco Giants	557	214-191	3.37	3548.1
Ribant, Dennis	1961	1964-69	New York Mets, Pittsburgh Pirates, Detroit Tigers, Chicago White Sox, St. Louis Cardinals, Cincinnati Reds	149	24-29	3.87	518.2
Rincon, Juan	1999	2001-10	Minnesota Twins, Cleveland Indians, Detroit Tigers, Colorado Rockies	444	35-29	4.03	507.0
Rivera, Saul	1999	2006-10	Washington Nationals, Arizona Diamondbacks	249	13-15	4.29	279.1
Robertson, Jeriome	1997	2002-04	Houston Astros, Cleveland Indians	51	16-12	5.71	184.1
Rodriguez, Wilfredo	1998	2001	Houston Astros	2	0-0	15.00	3.0
Rosenthal, Trevor	2011	2012	St. Louis Cardinals	19	0-2	2.78	22.2
Rubio, Jorge	1964	1966-67	California Angels	10	2-3	3.19	42.1
Runyan, Sean	1995-96	1998-2000	Detroit Tigers	103	1-5	3.66	64.0
Sanchez, Eduardo	2008	2011-12	St. Louis Cardinals	43	3-2	3.40	45.0
Santana, Johan	1998	2000-10, 2012	Minnesota Twins, New York Mets	360	139-78	3.20	2025.2
Schrom, Ken	1977	1980, 1982-87	Toronto Blue Jays, Minnesota Twins, Cleveland Indians	176	51-51	4.81	900.0
Schulze, Don	1981	1983-87, 1989	Chicago Cubs, Cleveland Indians, New York Mets, New York Yankees, San Diego Padres	76	15-25	5.47	338.2
Schwarz, Jeff	1984	1993-94	Chicago White Sox, California Angels	54	2-2	4.17	69.0
Scott, Darryl	1991	1993	California Angels	16	1-2	5.85	20.0
Shearn, Tom	1998	2007	Cincinnati Reds	7	3-0	4.96	32.2
Sikorski, Brian	1995-96	2000, 2006	Texas Rangers, San Diego Padres, Cleveland Indians	40	4-5	5.40	71.2

Team Information

River Bandits

Review

Record Book

Midwest League

Houston Astros

Media



Bandits Major Leaguers

MAJOR LEAGUE PITCHERS TO APPEAR FOR QUAD CITIES TEAMS MIDWEST LEAGUE ERA: 1960-2012

Bold players appeared in the majors in 2012; **bold teams** signed players or invited them to spring training for 2013 season

NAME	YEARS	MLB CAREER	TEAMS	G	W-L	ERA	IP
Smith, Chuck	1993	2000-01	Florida Marlins	34	11-11	3.84	210.2
Soff, Ray	1980-81	1986-87	St. Louis Cardinals	42	5-2	4.19	53.2
Speigner, Levale	2004	2007-08	Washington Nationals	26	2-4	9.19	48.0
Steiner, Rick	1977	1982-84	California Angels	30	4-3	4.86	90.2
Sukla, Ed	1962-63	1964-66	Los Angeles Angels, California Angels	39	3-5	5.26	51.1
Tallet, Brian	2011	2002-03, 2005-11	Cleveland Indians, Toronto Blue Jays, St. Louis Cardinals	242	16-25	4.79	460.0
Tanana, Frank	1972	1973-93	California Angels, Boston Red Sox, Texas Rangers, Detroit Tigers, New York Mets, New York Yankees	638	240-236	3.66	4188.1
Tatum, Ken	1966	1969-74	California Angels, Boston Red Sox, Chicago White Sox	176	16-12	2.93	282.2
Turner, Ken	1962-63	1967	California Angels	13	1-2	4.15	17.1
Verhoeven, John	1974	1976-77, 1980-81	California Angels, Chicago White Sox, Minnesota Twins	99	3-8	3.79	204.0
Wagner, Billy	1994	1995-2010	Houston Astros, Philadelphia Phillies, New York Mets, Boston Red Sox, Atlanta Braves	853	47-40	2.31	903.0
Walker, Jamie	1993-94	1997-98, 2002-09	Kansas City Royals, Detroit Tigers, Baltimore Orioles	545	19-21	4.13	442.0
Walters, Mike	1977	1983-84	Minnesota Twins	46	1-4	3.99	88.0
Walters, P.J.	2007	2009-12	St. Louis Cardinals, Toronto Blue Jays, Minnesota Twins	32	4-5	6.39	112.2
Wantz, Dick	1962	1965	California Angels	1	0-0	18.00	1.0
Washburn, Greg	1967-68	1969	California Angels	8	0-2	7.94	11.1
Wheelock, Gary	1974	1976-77, 1980	California Angels, Seattle Mariners	20	6-9	5.40	93.1
Williams, Shad	1992	1996-97	California Angels, Anaheim Angels	14	0-2	8.59	29.1
Wolfe, Brian	2000-01	2007-09	Toronto Blue Jays	72	5-5	3.81	82.2
Wright, Clyde	1965	1966-75	California Angels, Milwaukee Brewers, Texas Rangers	329	100-111	3.50	1728.2

Source: Baseball-Reference.com

Team Information

River Bandits

Review

Record Book

Midwest League

Houston Astros

Media

Davenport All-Time Roster



PRE-MIDWEST LEAGUE ERA: 1879-1958

Bold indicates players who appeared in the Major Leagues

-A-			Chapman, Ray	3B, SS	1910-11	Eul, Jacob	P	1906
Ackley, Fritz	P	1957	Chappie, Donald	P	1950	Evers, John	C	1901-02
Adams, Dan	P	1916	Chmiel, Herbert	P	1946	-F-		
Adrian, James	P	1929	Chody, Byron	P	1936	Fain, Stanley	P	1948
Albee, Harold	P	1936	Clark, Keith	C	1937	Falk, Thomas	1B	1952
Allen, Bob	SS	1889	Clark, Paul	C	1931	Fanning, Jack	?	1889
Alperman, Whitey	2B, 3B	1902-05	Clarke, Gordon	1B	1937	Farwell	P	1911
Anderson, David	P	1950	Clemens, Bob	OF	1912-13	Farber	2B	1930
Andrews	OF	1931	Cockroft, Joseph	P	1958	Farrell	OF	1915
Angeli, Joseph	OF	1948	Cohen, Irving	P	1933	Fear, Vern	P	1947
Anjeski, Elmer	OF	1948-49	Coleman, Bob	C	1910-13	Fedoris, Charles	P	1948
Apple, Myron	P	1931	Comingor, Carl	1B	1910	Feraco, Raymond	SS	1948
Archer, Bates	P	1910	Conger, Jack	SS	1916	Ferguson, R.	3B	1901
Armstrong	2B	1929	Conklin, Jack	P	1936	Fernandez, Joseph	?	1957
Arnovich, Morrie	OF	1947	Conley, Clarence	2B	1891	Ferrell, Robert	P	1909
Arntzen, Orie	P	1933	Conlon	C	1901	Ferris	P	1913
Atkinson, Richard	P	1957	Cooley, William	3B	1910	Ferris, Dale	P	1952
-B-			Cooper, Bert	P	1913	Figgemeier, Frank	OF	1901
Bacon, Don	IF	1957-58	Coppage, Donald	P	1951	Fillman, Jack	OF	1902
Baker, John	P	1905-06	Corkill, Robert	OF	1904	Finke, William	P	1911
Balais, Alex	C	1950	Cotelle, Cosmo	OF	1933	Finney	OF	1911
Bales, Jackie	P	1951	Couchman, Bob	P	1913	Fiscalini, John	OF	1949
Barnes, Jesse	P	1913-15	Coveney, Jack	C	1910	Fisher, Al	?	1888
Barnes, Virgil	P	1915	Cox, Gerald	C	1916	Fisher, Harry	P	1948
Beam, Peter	P	1934	Crabb, Roy	P	1910-12	Fisher, LeRoy	OF	1950-51
Beason, Carl	3B	1936	Crandall	OF	?	Fisher, Lewis	P	1948
Beaty, Frank	P	1947	Crane, Daniel	?	1879	Fitzpatrick, John	C	1937
Becker, Jess	OF	1913-14	Craves, Frederick	2B, OF	1891	Flanery, William	2B, 3B, OF	1909
Bennett, Si	OF	1906	Crawford, Lefty	P	1937	Fleety, Bill	P	1909
Berg, Peter	SS	1904	Crockett, Davey	1B	1902-06	Fleming, Frank	OF	1906
Berka, Tony	3B	1929	Croft, Art	?	1879	Fletcher	P	1936
Bieze, Richard	P	1936	Crogan, John	OF	1891	Fletcher, Ralph	P	1937
Bingham, J.F.	?	1889	Crossley, Clarence	3B	1934	Fleury, Fred	2B, OF	1929-30
Birmingham, Michael	1B	1901	Crossley, William	?	1888	Flood, Ray	OF	1937
Bivin	P	1930	Crouch, O.	OF	1933	Flowers	OF	1930
Blanchard	OF	1905	Crouch, Paul	P	1913-14	Floyd, Bubba	SS	1937
Blanton, Ernest	C	1930	Cuisinier, Arthur	?	1934	Fluharty, Scott	OF	1913
Blong, Joe	?	1879	Curtis, Clyde	OF	1906	Fonger, John	P	1930-31, 1934
Bohn, Charlie	?	1879	Czarnecki, Frank	C	1936	Forster, Tom	?	1888
Borgmann, Fred	P	1930	-D-			Fortine, Harold	?	1946
Borgmann, Harry	OF	1930	Damato, Joe	3B	1946	Fortune, Irvin	C	1947
Bortolotti, Fred	1B, OF	1948-49	Daniels, H.	1B	1933	Foutz, Frank	1B	1910
Bourquin, Harry	?	1888	Darringer, C.C.	SS	1910	Fox, J.	1B	1901
Boyle	OF	1906	Davis, Ben	SS	1903-04	Freeman, Robert	?	1946
Boyle, Frank	P	1901	Davis, Dameron	3B	1946	Fuchs, C.	OF	1902
Bradford, Claude	P	1932	Davis, Ernest	C, OF	1950	Fusselback, Eddie	?	1889
Bradley, Herb	P	1934	Davis, Walter	SS	1901-02	-G-		
Brausen	2B	1929	Davison, Jean	P	1946	Gallagher, Martin	SS	1901
Breeding, Harold	P	1949	Day, Loran	OF	1950	Garber, Bob	P	1949
Breton, Jim	3B	1910	Dean, James	SS	1950	Genova, Nicholas	P	1948
Brice, Alan	?	1958	Deasley, Pat	?	1889	Gessner, Charlie	P	1889
Briggs, Charlie	?	1888	DeBenedetti, Reno	3B	1949	Geyer, John	OF	1909-10
Brittin, Jack	P	1947	Deegan, James	?	1888	Gibbins, Robert	P	1948
Bromwich, Albert	3B	1911-15	DeLave, Edwin	3B	1910	Gilbert, Allison	OF	1951
Brown, Phillip	P	1958	Deller, Phil	P	1903	Gilbert, Herbert	?	1957
Brown, William	OF	1948	Denger, Lou	C, OF	1891	Gillen, Sam	SS	1891
Bruce, Jesse	P	1901	Denning, Otto	C, 1B, OF	1932-36	Giordano, Tommy	SS	1958
Brunner, Sheldon	P	1934	DePuit	P	1936	Girdley, Raymond	P	1940
Bryan	3B	1931	Dick, Frank	P	1911-12	Glidden, Sewell	OF	1931
Bryant	P	1929	Dietz, Don	P	1946-47	Godwin, John	OF	1911-12
Bunning, Jim	P	1951	Dixon, Cletus	1B	1931-35	Goessler, Fred	P	1912
Buranskas, Victor	1B	1951-52	Dolan, Joe	P	1931	Goetschel, Howard	OF	1933
Burbrink, Nelson	C, 3B	1946	Doljack, Joe	?	1931	Goff, James	P	1936-37
Burg, Peter	SS	1905-06	Donley, Cornelius	?	1913	Gottschall, Duane	P	1948
Burkett, Thomas	P	1901	Doran, John	?	1888	Gould, Al	P	1915-16
Burt, Daniel	OF	1902	Dorton, Marion	C	1949	Graham, Bert	OF	1914-16
Butcher, Ronald	?	1958	Douglas	IF	1901	Graham, Peaches	C	1916
-C-			Douglas, William	P	1937	Grant, Richard	P	1957
Cabanaw, Ray	2B	1952	Duggan, Jim	1B	1916	Grantham, Elwood	OF	1946
Cabaniss, Proctor	?	1949	Dunagan, Frank	P	1934	Granzig, August	SS	1947
Cable, Jack	2B	1948	Dunn, George	?	1888	Gravin, James	P	1936
Calhoun	?	1912	Dunnack, Delton	C	1949	Gray, Leonard	OF	1906
Carrigan, Eddie	OF	1913	Dunne, F.	2B	1904	Grunwald, Al	1B	1949
Carriveau, Frank	P, OF	1901	Dwyer, Richard	?	1888	Gryska, Sig	SS	1935
Carroll	P	1916	-E-			Gunkel, Red	P	1916
Case, Robert	?	1957	Edwards, George	C	1909	Gurri, Anibal	?	1958
Castillo, Joseph	?	1957	Ehlers	P	1929	Guzman, Felix	?	1958
Castro, Elias	P	1949	Eilbracht, Lee	C	1947	Gwynn, Howard	OF	1904
Cazen	3B	1930	Emerson, Jeff	C	1931	-H-		
Chandler, Floyd	SS	1949	Epley	2B	1930	Haack, Dick	P	1946
Chandler, Tom	C	1948	Erps, Bob	1B, 3B, OF	1950-51	Halas, Walt	P	1916
			Etten, Nick	OF	1933			

Team Information

River Bandits

Review

Record Book

Midwest League

Houston Astros

Media



Davenport All-Time Roster

PRE-MIDWEST LEAGUE ERA: 1879-1958

Bold indicates players who appeared in the Major Leagues

Team Information

Hall, Charles	OF	1929-30
Hall, Ed	OF	1932-36
Hall, Frank	2B	1933-37
Hansell, Ray	P, OF	1891
Harland, Harold	P, OF	1891
Harmuth, William	1B, 3B	1909
Harrington, Jerry	?	1888-89
Harris, Frank	3B	1891
Harris, Grant	P	1930
Harrod, Harry	3B, OF	1905-06
Hartell, George	P	1929-30
Hartmann, Chester	OF	1949
Hasson, Gene	1B	1950
Haugland, Hal	SS	1929-30
Hayes	?	1879
Hein, Stew	OF	1952
Helfert	?	1879
Hendee, Ed	1B	1929-31
Hendrix, Rhoddy	P	1912-14
Henrichsen, George	P, OF	1909
Herlihy, John	P	1958
Herndon, Joseph	P	1891
Herrington, James	C	1948
Hetz, George	3B	1952
Hickman, Charles	2B	1910
Hill, Belden	3B	1891
Hilley, Ed	3B	1910
Hillis, Henry	OF	1947
Hines, Hunkey	2B	1903
Hippert, Arthur	SS	1902
Hirsch, Verne	P	1913
Hoeksema, Richard	P, OF	1950-51
Hoerner, Joe	P	1958
Hoffman, Charles	?	1888
Hoffman, Guy	P	1916
Hogan	P, OF	1932
Hogue, Cal	P	1949
Holacher, Charles	?	1888-89
Holke, Walter	1B	1913
Hollingsworth, Wallace	3B	1909
Holycross, Pearl	P, OF	1910
Hoover, Charlie	?	1888
House, Walter	P	1934
Huff, George	?	1888
Hughes	?	1901
Hughes, Edward	P	1903, 1905
Hull, Bud	?	1957
Hungler, Al	?	1889

River Bandits

Review

Record Book

Midwest League

Houston Astros

Media

Kemmler, Rudy	?	1879, 1888
Kennedy, Albert	2B	1906
Kepler, Don	P	1930
Keyoth, Richard	P	1951
King	OF	1931
King, Victor	3B, SS	1901-02
Kinloch, Billy	OF	1903
Kinsey, Albert	P	1947
Kish, Elmer	P	1948
Klein, Jerome	SS, OF	1948
Klopf, Gus	P	1948
Kluckholm, Karl	OF	1888
Knox, Andy	1B	1952
Koepfing, Otto	2B	1911-16
Kosan, Edward	OF	1947
Krajewski, Chet	SS	1951
Kralick, Jack	P	1957-58
Kruckman, John	OF	1947
Kuenn, Harvey	SS	1952
Kurtz, George	C	1891
Kuzma	SS	1929

-L-

Lakaff, Frank	P	1914
Lamanske, Frank	P	1934-35
Lammers, Paul	P	1946
Larsen, Gail	SS	1951
Larson, Berger	P	1936-37
Laskowski, Rudolph	C	1936
LaThorpe, William	P	1949
Lauer, Chuck	?	1889
Law, Vern	P	1949
Lehman	?	1912
Lehmann, Charles	?	1958
Lelivelt, Bill	P	1905-06
Lemon, Lee	C	1906
Lengquist, Robert	P	1933-34
Letcher	?	1879
Lewis, Gordon	OF	1906
Leyden	?	1888
Lindquist	P	1932
Lindstrom, Charlie	?	1958
Linke, Ed	P	1932
Lippert, Louis	OF	1901
Lipshin	P	1936
Lipshin, Bob	P	1932
Lisiecki, Richard	SS	1952
Lisle, Floyd	C	1931
Lister, Pete	1B	1912
Lobeck, Joe	C	1903
Logan, Frank	P	1952
Logan, George	1B	1947
Lombardi, Dick	?	1958
Long, Chester	P	1937
Loomis, Gus	OF	1929
Loschke, Robert	P	1952
Lotz, Mike	P	1957
Lowe, Robert	P	1952
Loy, Terry	P	1957
Ludwig, Robert	3B	1947
Lund, Lester	OF	1911
Lynch	OF	1916
Lynn, Jim	P, OF	1957-58
Lyon, Walter	SS	1901
Lyons, Charles	OF	1903

-M-

Mains, Willard	?	1888
Majercik, Milton	C	1947
Malone	P	1901
Manlove, Linc	?	1888
Markin, Ed	?	1888
Marleau, Charles	P	1937
Maropis, Peter	OF	1949
Marsh, Andrew	OF	1934
Marshall, Robert	C	1914
Martin, Beb	OF	1916
Martin, Clinton	OF	1902
Martin, Eugene	?	1957
Martin, J.C.	1B	1957
Mason	C	1910
Mason, Charlie	C	1879
Mauro, Carmen	OF	1946
Mayer, Ed	?	1888

McAllister, W.	?	1879
McAnany, Jim	?	1957
McBride, John	?	1889
McCabe, John	?	1888
McCaffery, Harry	?	1879
McCallum, Thomas	?	1888
McCauley, Al	P	1888
McCord, John	P	1902
McDade, Ed	?	1946
McDonald	?	1879
McGreevy, Eugene	P	1905
McGrew, Ted	2B	1909
McIlwain, Stover	P	1957-58
McKinney, Albert	P	1957
McLish, Robert	?	1957
McPhee, Bid	?	1879
McSorley, Trick	?	1888
Meyer, Billy	C	1915
Meyer, George	SS	1932-33
Middleton, Jim	P	1914
Milich, Tom	3B	1948
Miller	1B	1916
Miller, Frank	1B	1948
Miller, Lawrence	P	1950
Miller, Robert	2B	1952
Mills	C	1916
Mincher, Don	1B	1958
Minnis, Frederick	C, 2B, 3B, OF	1950-51
Mitchell, Ed	SS	1931
Mode, Melvin	P	1946
Mohler, Kid	P, 2B, OF	1891
Moore, Charles	2B, SS, OF	1951-52
Moore, John	?	1904
Morgan, Frank	C	1937
Moriarty, Gene	?	1889
Moriarty, George	3B	1901
Morrill	P	1935
Morrison	P	1891
Morrow, Al	P	1951
Morse, Hugh	P	1935
Moulder	2B	1931
Moynahan, Mike	?	1879
Mulligan, Eddie	SS, OF	1914-15
Murphy	OF	1932
Murphy, Connie	?	1889
Murphy, J.M.	SS	1912
Murray, Frank	OF	1909

-N-

Nadeau, Phil	OF	1910
Nedelco, Alex	P	1952
Needles, George	P	1916
Neiman, Fred	C	1905-06
Nelson, Clarence	P	1910-12
Newton, Fred	P	1932-33
Nicholl, Sam	?	1889
Nicol, George	P, OF	1891
Nicoll, George	OF	1905
Nieman	C	1904
Niemann, Ferd	OF	1950
Nil, Rabbit	2B	1901-02
Nordi	2B	1932
Nydahl, Malvin	OF	1929, 1931
Nye, Martin	SS	1909-10

-O-

O'Brien, Ray	OF	1914-16
O'Grady	P	1936
O'Leary, Daniel	C, 1B	1911-16
O'Neill, Patrick	OF	1952
O'Shaughnessy, Gordon	P	1932
Odenheimer, Robert	C	1950
Ohland, Harry	OF	1909-13
Olinger, Bernard	P	1950
Olsen, Rusty	SS	1934
Olson, Glen	P	1951
Orr	3B	1931
Ostby, Burt	P	1952
Osteen, Champ	SS	1903

-P-

Parker, Dixie	C	1929-31
Parkins, Charles	P	1909
Patton, H.	OF	1931

Davenport All-Time Roster



PRE-MIDWEST LEAGUE ERA: 1879-1958

Bold indicates players who appeared in the Major Leagues

Patton, Richard	?	1957	Schroeder, Ken	OF	1932-33	Trinkle, Ike	C	1901
Pauletich, William	?	1957	Schroeder, Michael	P	1936-37	Triptow, Richard	?	1946
Peddicord, Bernie	3B	1937	Schroeder, Walter	P	1937	Trosky, Hal	P	1957
Pelati, George	3B	1946	Schultz	P	1931	Tubbs, Frank	P	1934-35
Pender, Robert	P	1889	Schultz, Ernest	P	1935	Tuttle, Bill	SS, OF	1951-52
Peters, Gary	P	1958	Sebastian, John	SS	1947	-U-		
Peters, John	C	1913	Seering, Fred	P	1889	Utley, Ewell	P	1952
Peterson, Dennis	?	1957	Seiffert, Leo	3B	1916	-V-		
Peterson, Robert	P, OF	1946	Serbin, Clifford	P	1950	Valsoano, John	P	1936
Peyton, Elmer	P	1929	Serre, Chris	3B, OF	1931-32	Van Alstyne, Clayton	2B, SS	1949
Phebus, Bill	P	1935	Severino, Daniel	P	1957	Van Camp, Al	OF	1937
Philip	P	1936	Shamus, James	P, OF	1891	VanderZee, Richard	P	1951
Phillips, Ira	?	1888	Shannon, Owen	C	1901-02	Verdi, John	P	1932
Pickens, Jim	P	1951	Shoaf, Henry	P	1934	Verespy, George	3B, OF	1952
Piechota, Al	P	1933-35	Shoop, Ron	C	1952	Vogel, Otto	2B	1914
Pigg, Melvin	3B, SS	1950	Shoup, William	P	1916	Volan, Edward	OF	1946
Pike, William	2B	1916	Simpson, Harry	C	1914	Votruba, George	3B	1951
Pinkham, Les	C	1952	Skorupski, John	?	1957	Vyskocil, Joseph	P	1904
Pinnacle, Ed	P	1910	Slagle, Walt	?	1901	-W-		
Plath, Thomas	?	1957	Sleater, Lou	P	1947	Wakefield, Ray	OF	1914
Polly, Nick	1B, 3B	1935-36	Small, Frank	?	1888	Walker, Ruben	C	1946
Pontarelli, Michael	P	1947	Smalley, Roy	3B	1946	Wallace, Huck	P	1904
Poole	P	1916	Smilgoff, James	C	1933-35	Walsh, Andy	C	1910-11
Prerost, Joe	1B, OF	1936-37	Smith, C.W.	OF	1901	Walsh, Connie	P	1914
Prince, Bill	P	1933-37	Smith, Elmer	P, C	1909-10	Walters, Roxey	2B	1906
Pritchard, Thomas	P	1931	Smith, John	P	1931	Ware	3B	1916
Pritts, Harry	P	1949	Smith, M.C.	P	1909	Warrender, Frank	OF	1909
Prust, Chester	P	1946	Smith, Max	P	1911	Wasdell, Bryant	P	1958
Psutka, Harry	C	1952	Smith, William	OF	1902	Waters	C	1910
Purkey, Bob	P	1949	Smith, William A.	OF	1901	Watkins, Don	P	1947
-R-			Snooks, James	?	1906	Watts	?	1888
Rabung, Charles	P	1957	Snyder, A.W.	C	1888	Webster, Edward	2B	1905
Radigan, Frank	3B	1951	Solenberger, Al	OF	1948	Weihrauch, Henry	P, OF	1901-02
Radon, Mike	P	1934	Sowins, Raymond	OF	1946	Welch	2B	1891
Ralston	C	1931	Spadafore, Joe	OF	1909	Welch	OF	1932
Ramey, John	OF	1906	Spencer, Donald	2B, OF	1949	Welch, Larry	?	1889
Ransom, Frank	C	1903	Spencer, Frank	C	1906	Welday, Mike	OF	1915
Raso, Joseph	2B	1946-47	Sperry, Willis	P	1957	Wells, Frank	P	1914-15
Reed	SS	1913	Spicer, R.	SS	1913	Wendt, Ted	P	1946
Reed, Milt	3B	1912	Sprague, Cliff	P	1931-32	Wenig, Fred	P	1901-1902
Reeves, Nelson	P	1952	Sprys, George	OF	1950	Wentz, Walter	SS	1914
Reichle, Ed	OF	1929	Stacy, Richard	?	1958	Weygant, Robert	SS	1949
Reider, John	OF	1932	Stauffer, Harry	P	1901-04, 1906	Wherry, Walter	OF	1949
Reisenger, Philip	C	1902	Steffani, Michael	P	1901	Whitaker, Pat	P	1889
Reising, Charlie	?	1888	Steinecke, Bill	OF	1932	White, Ray	3B, SS	1935-36
Reitz, George	3B	1909	Stenger, William	?	1958	Whitehouse, Harry	OF	1934
Rhines, Billy	P	1889	Stephens, Ben	P	1888	Whiteley, Guerdon	?	1888
Richards, Thomas	P	1957	Stephens, Paul	P	1946	Whittingham, Paul	C	1948
Richards, Wayne	P	1931-32	Stewart, Hal	P	1948	Wilkes, Joe	SS	1912, 1915
Richardson	OF	1901	Stockwell, Len	?	1879	Wilkinson	OF	1901
Richison, Charles	OF	1952	Stone, Dick	P	1936	Wilkinson, J.	OF	1901
Rigby, Robert	OF	1891	Stone, Edmund	2B, 3B	1951-52	Williams, Levi	C	1903-05
Riley, Lee	OF	1934-36	Storme, Kenneth	OF	1930-32	Williams, Owen	?	1888
Robinson	SS	1929	Strobel, Fred	P	1949	Williams, Ronald	P	1952
Ronovsky, Richard	OF	1946	Strother, Eugene	3B	1933	Willis	P	1915
Ross	OF	1909	Strothers, Con	?	1889	Willis, Edward	P	1946
Rouse, William	P	1958	Studstill, Paul	?	1957	Willoughby, Claude	P	1936-37
Routcliffe, Phil	?	1889	Stupak, Joseph	C	1957	Wilson, Joseph	1B	1912, 1914-15
Ruby, Jesse	OF	1902-04, 1906	Sueme, Hal	C	1932	Wirth, Edgar	P	1952
Russell, Red	OF	1909	Sullivan, Jack	OF	1903	Witek, Michael	C, 2B, 3B	1950
Rye, Bill	3B	1932-33	Sullivan, Joe	C	1947	Witte	P	1929
Rye, Gene	OF	1934-36	Sullivan, John	OF	1911	Wolfe, Orville	C	1910
-S-			Swalm, Albert	OF	1904, 1905	Wolff, Roger	P	1936
Sabol, Tony	2B	1949	Swanson, Karl	2B	1934	-Y-		
Sage, Harry	C	1891	Sweet, Mike	P	1932	Yaik, Henry	?	1889
Sagers, Robert	?	1958	Swift, Mart	P	1889	York, Wendell	P	1934
Salberg, Christian	?	1957	Swigart, Oad	P	1937	-Z-		
SanFilippo, Vito	P	1932	Swoboda, Paul	1B	1946	Zam, Louis	OF	1946-47
Sarna, Tom	3B	1952	Szczewski, Edward	P	1957	Zeimis, Vincent	P	1958
Saunders	P	1936	-T-			Zelasko, Bruno	SS	1937, 1946
Scalzi, Skeeter	?	1957	Tasse	3B	1931	Zurek	P	1935
Scanlan, Frank	P	1915	Taylor, Curtis	P	1946	Total: 700 players		
Schaefer, George	P	1936-37	Taylor, Edward	?	1957	Major Leaguers: 146 players		
Schaffer, Charles	1B	1909-10	Thomas, Frank	OF	1949	Source: Baseball-Reference.com		
Scherer	?	1888	Thomas, Ralph	P	1902	Media		
Schildknecht, Luke	?	1889	Thompson, John	OF	1905	Team Information		
Schinski, John	OF	1932	Thorley, Francis	P	1929	River Bandits		
Schmidt, Christian	C	1936	Thornton, Ross	OF	1902	Review		
Schmidt, Frank	OF	1947	Tomecek, George	P	1951	Record Book		
Schmidt, Harold	2B	1931	Tond, Louis	P	1949	Midwest League		
Schmit, Crazy	P, OF	1891	Touhey, Gordon	P	1932-33, 1935	Houston Astros		
Schoonhoven, Thomas	SS	1904	Treadway, George	?	1888	1912		



Davenport Major Leaguers

MAJOR LEAGUE PITCHERS TO APPEAR FOR DAVENPORT MINOR LEAGUE TEAMS PRE-MIDWEST LEAGUE ERA: 1879-1958

Team Information

River Bandits

Review

Record Book

Midwest League

Houston Astros

Media

NAME	YEARS	MLB CAREER	TEAMS	G	W-L	ERA	IP
Ackley, Fritz	1957	1963-64	Chicago White Sox (AL)	5	1-0	4.19	19.1
Adams, Dan	1916	1914-15	Kansas City Packers (FL)	47	4-11	3.74	171.0
Arntzen, Orie	1933	1943	Philadelphia Athletics (AL)	32	4-13	4.22	164.1
Barnes, Jesse	1913-15	1915-27	Boston Braves (NL), New York Giants (NL), Brooklyn Robins (NL)	422	152-150	3.22	2569.2
Barnes, Virgil	1915	1919-20, 1922-28	New York Giants (NL), Boston Braves (NL)	205	61-59	3.66	1094.0
Blong, Joe	1879	1875-77	St. Louis Red Stockings (NA), St. Louis Brown Stockings (NL)	41	13-21	2.84	320.1
Bohn, Charlie	1879	1882	Louisville Eclipse (AA)	2	1-1	3.00	18.0
Bradley, Herb	1934	1927-29	Boston Red Sox (AL)	24	1-4	5.93	74.1
Brice, Alan	1958	1961	Chicago White Sox (AL)	3	0-1	0.00	3.1
Brittin, Jack	1947	1950-51	Philadelphia Phillies (NL)	6	0-0	6.75	8.0
Bunning, Jim	1951	1955-71	Detroit Tigers (AL), Philadelphia Phillies (NL), Pittsburgh Pirates (NL), Los Angeles Dodgers (NL)	591	224-184	3.27	3760.1
Crabb, Roy	1910-12	1912	Chicago White Sox (AL), Philadelphia Athletics (AL)	9	2-5	3.29	52.0
Fanning, Jack	1889	1889, 1894	Indianapolis Hoosiers (NL), Philadelphia Phillies (NL)	7	1-4	9.17	35.1
Fear, Vern	1947	1952	Chicago Cubs (NL)	4	0-0	7.88	8.0
Figgemeier, Frank	1901	1894	Philadelphia Phillies (NL)	1	0-1	11.25	8.0
Fisher, Harry	1948	1952	Pittsburgh Pirates (NL)	8	1-2	6.87	18.1
Garber, Bob	1949	1956	Pittsburgh Pirates (NL)	2	0-0	2.25	4.0
Gessner, Charlie	1889	1886	Philadelphia Athletics (AA)	1	0-1	9.00	8.0
Gould, Al	1915-16	1916-17	Cleveland Indians (AL)	57	9-10	3.05	200.2
Grunwald, Al	1949	1955, 1959	Pittsburgh Pirates (NL), Kansas City Athletics (AL)	9	0-1	6.63	19.0
Gunkel, Red	1916	1916	Cleveland Indians (AL)	1	0-0	0.00	1.0
Hoerner, Joe	1958	1963-64, 1966-77	Houston Colt .45's (NL), St. Louis Cardinals (NL), Philadelphia Phillies (NL), Atlanta Braves (NL), Kansas City Royals (AL), Texas Rangers (AL), Cincinnati Reds (NL)	493	39-34	2.99	563.0
Hogue, Cal	1949	1952-54	Pittsburgh Pirates (NL)	25	2-10	4.91	113.2
Jacobs, Tony	1946	1948, 1955	Chicago Cubs (NL), St. Louis Cardinals (NL)	2	0-0	11.25	4.0
Jaeger, Charlie	1909	1904	Detroit Tigers (AL)	8	3-3	2.57	49.0
Jorgens, Orville	1929	1935-37	Philadelphia Phillies (NL)	144	21-27	4.70	496.1
Kralick, Jack	1957-58	1959-67	Washington Senators (AL), Minnesota Twins (AL), Cleveland Indians (AL)	235	67-65	3.56	1218.0
Lamanske, Frank	1934-35	1935	Brooklyn Dodgers (NL)	2	0-0	7.36	3.2
Lauer, Chuck	1889	1884	Pittsburgh Alleghenys (AA)	3	0-2	7.58	19.0
Law, Vern	1949	1950-51, 1954-67	Pittsburgh Pirates (NL)	483	162-147	3.77	2672.0
Lelivelt, Bill	1905-06	1909-10	Detroit Tigers (AL)	5	0-2	3.41	29.0
Linke, Ed	1932	1933-38	Washington Senators (AL), St. Louis Browns (AL)	120	22-22	5.61	449.0
McCauley, Al	1888	1884	Indianapolis Hoosiers (AA)	10	2-7	5.09	76.0
McIlwain, Stover	1957-58	1957-58	Chicago White Sox (AL)	2	0-0	1.80	5.0
Middleton, Jim	1914	1917, 1921	New York Giants (NL), Detroit Tigers (AL)	51	7-12	4.51	157.2
Peters, Gary	1958	1959-72	Chicago White Sox (AL), Boston Red Sox (AL)	359	124-103	3.25	2081.0
Phebus, Bill	1935	1936-38	Washington Senators (AL)	13	3-2	3.31	54.1
Piechota, Al	1933-35	1940-41	Boston Bees, Boston Braves (NL)	22	2-5	5.66	62.0
Pinnance, Ed	1910	1903	Philadelphia Athletics (AL)	2	0-0	2.57	7.0
Purkey, Bob	1949	1954-66	Pittsburgh Pirates (NL), Cincinnati Redlegs (NL), Cincinnati Reds (NL), St. Louis Cardinals (NL)	386	129-115	3.79	2114.2
Rhines, Billy	1889	1890-93, 1895-99	Cincinnati Reds (NL), Louisville Colonels (NL), Pittsburgh Pirates (NL)	248	113-103	3.48	1891.0
Scanlan, Frank	1915	1909	Philadelphia Phillies (NL)	6	0-0	1.64	11.0
Schmit, Crazy	1891	1890, 1892-93, 1899, 1901	Pittsburgh Alleghenys (NL), Baltimore Orioles (NL), New York Giants (NL), Cleveland Spiders (NL), Baltimore Orioles (AL)	54	7-36	5.45	361.1
Slagle, Walt	1901	1910	Cincinnati Reds (NL)	1	0-0	9.00	1.0
Sleater, Lou	1947	1950-52, 1955-58	St. Louis Browns (AL), Washington Senators (AL), Kansas City Athletics (AL), Milwaukee Braves (NL), Detroit Tigers (AL), Baltimore Orioles (AL)	131	12-18	4.70	300.2
Stephens, Ben	1888	1892-94	Baltimore Orioles (NL), Cincinnati Reds (NL), Washington Senators (NL)	18	1-8	4.64	110.2
Stone, Dick	1936	1945	Washington Senators (AL)	3	0-0	0.00	5.0
Swigart, Oad	1937	1939-40	Pittsburgh Pirates (NL)	10	1-3	4.44	46.2
Trosky, Hal	1957	1958	Chicago White Sox (AL)	2	1-0	6.00	3.0
Wallace, Huck	1904	1912	Philadelphia Phillies (NL)	4	0-0	0.00	4.2
Walsh, Connie	1914	1907	Pittsburgh Pirates (NL)	1	0-0	9.00	1.0
Whitaker, Pat	1889	1888-89	Baltimore Orioles (AA)	3	2-1	3.91	23.0
Willoughby, Claude	1936-37	1925-31	Philadelphia Phillies (NL), Pittsburgh Pirates (NL)	219	38-58	5.84	841.1
Wolff, Roger	1936	1941-47	Philadelphia Athletics (AL), Washington Senators (AL), Cleveland Indians (AL), Pittsburgh Pirates (NL)	182	52-69	3.41	1025.1

AA = American Association (1882-1891) NA = National Association (1871-1875)
 AL = American League (1901-present) NL = National League (1876-present)
 FL = Federal League (1914-1915)

Davenport Major Leaguers



MAJOR LEAGUE POSITION PLAYERS TO APPEAR FOR DAVENPORT MINOR LEAGUE TEAMS PRE-MIDWEST LEAGUE ERA: 1879-1958

NAME	YEARS	MLB CAREER	TEAMS	G	AVG	HR	RBI
Allen, Bob	1889	1890-94, 1897, 1900	Philadelphia Phillies (NL), Boston Beaneaters (NL), Cincinnati Reds (NL)	607	.241	14	306
Alperman, Whitey	1902-05	1906-09	Brooklyn Superbas (NL)	450	.237	7	141
Arnovich, Morrie	1947	1936-41, 1946	Philadelphia Phillies (NL), Cincinnati Reds (NL), New York Giants (NL)	590	.287	22	261
Blong, Joe	1879	1875-77	St. Louis Red Stockings (NA), St. Louis Brown Stockings (NL)	136	.216	0	48
Bohn, Charlie	1879	1882	Louisville Eclipse (AA)	4	.154	0	0
Breton, Jim	1910	1913-15	Chicago White Sox (AL)	109	.199	0	27
Briggs, Charlie	1888	1884	Chicago/Pittsburgh (UA)	49	.170	1	?
Burbink, Nelson	1946	1955	St. Louis Cardinals (NL)	58	.276	0	15
Chapman, Ray	1910-11	1912-20	Cleveland Naps (AL), Cleveland Indians (AL)	1051	.278	17	364
Clemens, Bob	1912-13	1914	St. Louis Browns (AL)	7	.231	0	3
Coleman, Bob	1910-13	1913-14, 1916	Pittsburgh Pirates (NL), Cleveland Indians (AL)	116	.241	1	27
Coveney, Jack	1910	1903	St. Louis Cardinals (NL)	4	.143	0	0
Crockett, Davey	1902-06	1901	Detroit Tigers (AL)	28	.284	0	14
Croft, Art	1879	1875, 1877-78	St. Louis Red Stockings (NA), St. Louis Brown Stockings (NL), Indianapolis Blues (NL)	133	.195	0	45
Deasley, Pat	1889	1881-88	Boston Red Stockings (NL), St. Louis Browns (AA), New York Giants (NL), Washington Nationals (NL)	402	.244	0	120
Denning, Otto	1932-36	1942-43	Cleveland Indians (AL)	129	.222	1	32
Duggan, Jim	1916	1911	St. Louis Browns (AL)	1	.000	0	1
Etten, Nick	1933	1938-39, 1941-47	Philadelphia Athletics (AL), New York Yankees (AL), Philadelphia Phillies (NL)	937	.277	89	526
Floyd, Bubba	1937	1944	Detroit Tigers (AL)	3	.444	0	0
Forster, Tom	1888	1882, 1884-86	Detroit Wolverines (NL), Pittsburgh Alleghenys (AA), New York Metropolitan (AA)	180	.197	1	40
Foutz, Frank	1910	1901	Baltimore Orioles (AL)	20	.236	2	14
Fusselback, Eddie	1889	1882, 1884-85, 1888	St. Louis Brown Stockings (AA), Philadelphia Athletics (AA), Louisville Colonels (AA), Baltimore Monumentals (UA)	109	.268	1	3
Gillen, Sam	1891	1893, 1897	Pittsburgh Pirates (NL), Philadelphia Phillies (NL)	78	.254	0	27
Giordano, Tommy	1948	1953	Philadelphia Athletics (AL)	11	.175	2	5
Godwin, John	1911-12	1905-06	Boston Americans (AL)	81	.212	0	25
Graham, Bert	1914-16	1910	St. Louis Browns (AL)	8	.115	0	5
Graham, Peaches	1916	1902-03, 1908-12	Cleveland Bronchos (AL), Chicago Cubs (NL), Boston Doves (NL), Boston Rustlers (NL), Philadelphia Phillies (NL)	373	.265	1	85
Grysk, Sig	1935	1938-39	St. Louis Browns (AL)	25	.329	0	12
Harrington, Jerry	1888-89	1890-93	Cincinnati Reds (NL), Louisville Colonels (NL)	189	.227	3	73
Harris, Frank	1891	1884	Altoona Mountain City (UA)	24	.263	0	0
Hasson, Gene	1950	1937-38	Philadelphia Athletics (AL)	47	.293	4	26
Hill, Belden	1891	1890	Baltimore Orioles (AA)	9	.167	0	2
Hilley, Ed	1910	1903	Philadelphia Athletics (AL)	1	.333	0	0
Hines, Hunkey	1903	1895	Brooklyn Grooms (NL)	2	.250	0	1
Holke, Walter	1913	1914, 1916-25	New York Giants (NL), Boston Braves (NL), Philadelphia Phillies (NL), Cincinnati Reds (NL)	1212	.287	24	487
Hoover, Charlie	1888	1888-89	Kansas City Cowboys (AA)	74	.250	1	26
Jacobs, Mike	1902, 1904	1902	Chicago Orphans (NL)	5	.211	0	2
Jacoby, Harry	1888	1882, 1885	Baltimore Orioles (AA)	42	.165	1	?
Johnson, Stan	1957	1960-61	Chicago White Sox (AL), Kansas City Athletics (AL)	8	.111	1	1
Jordan, Mike	1891	1890	Pittsburgh Alleghenys (NL)	37	.096	0	6
Kane, Jerry	1891	1890	St. Louis Browns (AA)	8	.200	0	2
Kappel, Heinie	1889	1887-89	Cincinnati Red Stockings (AA), Columbus Solons (AA)	105	.269	4	51
Kappel, Joe	1889	1884, 1890	Philadelphia Quakers (NL), Philadelphia Athletics (AA)	60	.229	1	22
Kemmler, Rudy	1879, 1888	1879, 1881-86, 1889	Providence Grays (NL), Cleveland Blues (NL), Cincinnati Red Stockings (AA), Pittsburgh Alleghenys (AA), Columbus Buckeyes (AA), St. Louis Browns (AA), Columbus Solons (AA)	236	.195	0	11
Kinloch, Billy	1903	1895	St. Louis Browns (NL)	1	.333	0	0
Knox, Andy	1891	1890	Philadelphia Athletics (AA)	21	.253	0	8
Kuenn, Harvey	1952	1952-66	Detroit Tigers, Cleveland Indians (AL), San Francisco Giants (NL), Chicago Cubs (NL), Philadelphia Phillies (NL)	1833	.303	87	671
Lauer, Chuck	1889	1884, 1889-90	Pittsburgh Alleghenys (AA), Pittsburgh Alleghenys (NL), Chicago Colts (NL)	19	.147	0	3
Lindstrom, Charlie	1958	1958	Chicago White Sox (AL)	1	1.000	0	1
Lister, Pete	1912	1907	Cleveland Naps (AL)	22	.277	0	4
Martin, J.C.	1957	1959-72	Chicago White Sox (AL), New York Mets (NL), Chicago Cubs (NL)	908	.222	32	230
Mason, Charlie	1879	1875, 1883	Philadelphia Centennials (NA), Washington Nationals (NA), Philadelphia Athletics (AA)	21	.183	0	5
Mauro, Carmen	1946	1948, 1950-51, 1953	Chicago Cubs (NL), Brooklyn Dodgers (NL), Washington Senators (AL), Philadelphia Athletics (AL)	167	.231	2	33
Mayer, Ed	1888	1890-91	Philadelphia Phillies (NL)	188	.222	1	101
McAnany, Jim	1957	1958-62	Chicago White Sox (AL), Chicago Cubs (NL)	93	.253	0	27
McCaffery, Harry	1879	1882-83	St. Louis Brown Stockings (AA), Louisville Eclipse (AA), St. Louis Browns (AA)	44	.251	0	1

Team Information

River Bandits

Review

Record Book

Midwest League

Houston Astros

Media



Davenport Major Leaguers

MAJOR LEAGUE POSITION PLAYERS TO APPEAR FOR DAVENPORT MINOR LEAGUE TEAMS PRE-MIDWEST LEAGUE ERA: 1879-1958

NAME	YEARS	MLB CAREER	TEAMS	G	AVG	HR	RBI
McCauley, Al	1888	1884, 1890-91	Indianapolis Hoosiers (AA), Washington Statesmen (AA), Philadelphia Phillies (NL)	192	.251	2	78
McPhee, Bid	1879	1882-99	Cincinnati Red Stockings (AA), Cincinnati Reds (NL)	2138	.272	53	1072
McSorley, Trick	1888	1875, 1884-86	St. Louis Red Stockings (NA), Toledo Blue Stockings (AA), St. Louis Browns (AA), St. Louis Maroons (NL)	43	.233	0	3
Meyer, Billy	1915	1913, 1916-17	Chicago White Sox (AL), Philadelphia Athletics (AL)	113	.236	1	21
Mincher, Don	1958	1960-72	Washington Senators (AL), Minnesota Twins (AL), California Angels (AL), Seattle Pilots (AL), Oakland Athletics (AL), Texas Rangers (AL)	1400	.249	200	643
Mohler, Kid	1891	1894	Washington Senators (NL)	3	.111	0	0
Moriarty, Gene	1889	1884-85, 1892	Boston Beaneaters (NL), Detroit Wolverines (NL), St. Louis Browns (NL), Indianapolis Hoosiers (AA)	72	.152	3	23
Moriarty, George	1901	1903-04, 1906-16	Chicago Cubs (NL), New York Highlanders (AL), Detroit Tigers (AL), Chicago White Sox (AL)	1075	.251	5	376
Moynahan, Mike	1879	1880-81, 1883-84	Buffalo Bisons (NL), Cleveland Blues (NL), Detroit Wolverines (NL), Philadelphia Athletics (AA)	169	.294	1	95
Mulligan, Eddie	1914-15	1915-16, 1921-22, 1928	Chicago Cubs, Pittsburgh Pirates (NL), Chicago White Sox (AL)	350	.232	1	88
Murphy, Connie	1889	1893-94	Cincinnati Reds (NL)	7	.143	0	2
Nicholl, Sam	1889	1888, 1890	Pittsburgh Alleghenys (NL), Columbus Solons (AA)	22	.128	0	4
Nicol, George	1891	1890-91, 1894	St. Louis Browns (NL), Chicago Colts (NL), Pittsburgh Pirates (NL), Louisville Colonels (NL)	43	.347	0	26
Nill, Rabbit	1901-02	1904-08	Washington Senators (AL), Cleveland Naps (AL)	296	.212	3	77
O'Brien, Ray	1914-16	1916	Pittsburgh Pirates (NL)	16	.211	0	3
Osteen, Champ	1903	1903-04, 1908-09	Washington Senators (AL), St. Louis Cardinals (NL)	83	.197	2	31
Parker, Dixie	1929-31	1923	Philadelphia Phillies (NL)	4	.200	0	1
Peters, John	1913	1915, 1918, 1921-22	Detroit Tigers (AL), Cleveland Indians (AL), Philadelphia Phillies (NL)	112	.265	7	47
Polly, Nick	1935-36	1937, 1945	Brooklyn Dodgers (NL), Boston Red Sox (AL)	14	.200	0	3
Reed, Mitt	1912	1911, 1913-15	St. Louis Cardinals (NL), Philadelphia Phillies (NL), Brooklyn Tip-Tops (FL)	68	.227	0	10
Riley, Lee	1934-36	1944	Philadelphia Phillies (NL)	4	.083	0	1
Routcliffe, Phil	1889	1890	Pittsburgh Alleghenys (NL)	1	.250	0	1
Rye, Gene	1934-36	1931	Boston Red Sox (AL)	17	.179	0	1
Sage, Harry	1891	1890	Toledo Maumees (AA)	81	.149	2	25
Scalzi, Skeeter	1957	1939	New York Giants (NL)	11	.333	0	0
Shannon, Owen	1901-02	1903, 1907	St. Louis Browns (AL), Washington Senators (AL)	13	.200	0	3
Shoop, Ron	1952	1959	Detroit Tigers (AL)	3	.143	0	1
Smalley, Roy	1946	1948-58	Chicago Cubs (NL), Milwaukee Braves (NL), Philadelphia Phillies (NL)	872	.227	61	305
Steinecke, Bill	1932	1931	Pittsburgh Pirates (NL)	4	.000	0	0
Stockwell, Len	1879	1879, 1884, 1890	Cleveland Blues (NL), Cleveland Spiders (NL), Louisville Eclipse (AA)	6	.136	0	0
Swanson, Karl	1934	1928-29	Chicago White Sox (AL)	24	.138	0	6
Thomas, Frank	1949	1951-66	Pittsburgh Pirates (NL), Cincinnati Redlegs (NL), Chicago Cubs (NL), Milwaukee Braves (NL), New York Mets (NL), Philadelphia Phillies (NL), Houston Astros (NL)	1766	.266	286	962
Treadway, George	1888	1893-96	Baltimore Orioles (NL), Brooklyn Grooms (NL), Louisville Colonels (NL)	328	.285	13	227
Tuttle, Bill	1951-52	1952, 1954-63	Detroit Tigers (AL), Kansas City Athletics (AL), Minnesota Twins (AL)	1270	.259	67	443
Van Camp, Al	1937	1928, 1931-32	Cleveland Indians (AL), Boston Red Sox (AL)	140	.261	0	41
Walker, Rube	1946	1948-58	Chicago Cubs (NL), Brooklyn Dodgers (NL), Los Angeles Dodgers (NL)	608	.227	35	192
Welday, Mike	1915	1907, 1909	Chicago White Sox (AL)	53	.202	0	5
Whiteley, Guerdon	1888	1884-85	Cleveland Blues (NL), Boston Beaneaters (NL)	41	.178	1	7
Yaik, Henry	1889	1888	Pittsburgh Alleghenys (NL)	2	.333	0	1

AA = American Association (1882-91)
AL = AL (1901-present)
FL = Federal League (1914-15)

NA = National Association (1871-75)
NL = NL (1876-present)
UA = Union Association (1884)

Hall of Famers who appeared for Davenport minor league teams in the pre-Midwest League Era:

**Jim Bunning, pitcher
Inducted in 1996**

Davenport Tigers (1951)

Detroit Tigers (1955-63)
Philadelphia Phillies (1964-67, 1970-71)
Pittsburgh Pirates (1968-69)
Los Angeles Dodgers (1969)

**Bid McPhee, second baseman
Inducted in 2000**

Davenport Brown Stockings (1879)

Cincinnati Red Stockings (1882-1889)
Cincinnati Reds (1890-1899)

Source: Baseball-Reference.com

Midwest *League*



RIVER
Bandits
TM



Midwest League



Team Information

River Bandits

Review

Record Book

Midwest League

Houston Astros

Media

Official Name	Midwest League of Professional Baseball Clubs, Inc.
Mailing Address	P.O. Box 936, Beloit, Wisconsin 53512-0936
Street Address	1118 Cranston Rd., Beloit, WI 53511
Phone	(608) 364-1188
Fax	(608) 364-1913
E-Mail	mwl@midwestleague.com
Website	www.midwestleague.com
President/Treasurer	George H. Spelius
VP/Secretary/Legal Counsel	Richard A. Nussbaum II
League Administrator	Holly Voss
Years of Operation	1947-Present
Divisional Alignment	Eastern -Bowling Green, Dayton, Fort Wayne, Great Lakes, Lake County, Lansing, South Bend, West Michigan Western -Beloit, Burlington, Cedar Rapids, Clinton, Kane County, Peoria, Quad Cities, Wisconsin
Schedule	140 Games
Opening Date	April 4
First Half End	June 16
All-Star Break	June 17-19
All-Star Game	Tuesday, June 18, Dayton, Ohio
Second Half Start	June 20
Closing Date	September 2
Playoffs	September 4-16
First Round	September 4-6
Second Round	September 7-9
Championship	September 11-16
Roster Limit	25 Active, 35 Under Control
Playoff Format	1st and 2nd place team from each division in each half will make the playoffs. Quarterfinal will be best of three game series. Division championship will be a best of three game series. League championship will be a best of five game series.
Wild Card	In the event the same team wins both half championships, a wild-card team qualifies for the post-season based on best winning percentage for entire season.
League Statistician	MLB Advanced Media 75 Ninth Avenue, 5th Floor, New York, NY 10011

2012 Midwest League



2012 MIDWEST LEAGUE STANDINGS

FIRST HALF					SECOND HALF				
EASTERN	W	L	PCT	GB	EASTERN	W	L	PCT	GB
X - Lansing	47	22	.681	-	Y - Bowling Green	42	28	.600	-
V - Bowling Green	38	32	.543	9.5	Z - Lake County	40	30	.571	2.0
West Michigan	36	34	.514	11.5	Z - Fort Wayne	38	32	.543	4.0
South Bend	35	35	.500	12.5	Lansing	35	33	.515	6.0
Great Lakes	34	36	.486	13.5	West Michigan	36	34	.514	6.0
Lake County	31	38	.449	16.0	Great Lakes	33	37	.471	9.0
Fort Wayne	31	39	.443	16.5	South Bend	32	38	.457	10.0
Dayton	30	40	.429	17.5	Dayton Dragons	30	38	.441	11.0
WESTERN	W	L	PCT	GB	WESTERN	W	L	PCT	GB
X - Wisconsin	44	25	.638	-	Y - Clinton	48	22	.686	-
V - Beloit	39	31	.557	5.5	Beloit	38	32	.543	10.0
Peoria	35	34	.507	9.0	Z - Burlington	35	35	.500	13.0
Quad Cities	35	34	.507	9.0	Kane County	34	36	.486	14.0
Kane County	34	36	.486	10.5	Wisconsin	34	36	.486	14.0
Burlington	32	37	.464	12.0	Quad Cities	33	37	.471	15.0
Cedar Rapids	32	38	.457	12.5	Peoria	28	41	.406	19.5
Clinton	23	45	.338	20.5	Cedar Rapids	21	48	.304	26.5

X - First Half Division Champion
 V - First Half Wild Card Winner

Y - Second Half Division Champion
 Z - Second Half Wild Card Winner

MID-Eastern Division Semifinals

Fort Wayne def. Lansing, 2-0
 Lake County def. Bowling Green, 2-0

MID-Western Division Semifinals

Clinton def. Beloit, 2-1
 Wisconsin def. Burlington, 2-1

MID-Eastern Division Championship

Fort Wayne def. Lake County, 2-1

MID-Western Division Championship

Wisconsin def. Fort Wayne, 2-1

Midwest League Championship

Wisconsin def. Fort Wayne, 3-1

2012 MIDWEST LEAGUE POSTSEASON ALL-STAR TEAM

1B	Cameron Seitzer - Fort Wayne	DH	Colin Walsh - Quad Cities
2B	Ryan Brett - Bowling Green	C	Austin Hedges - Fort Wayne
3B	Miguel Sano - Beloit	SP	Adys Portillo - Fort Wayne
SS	Francisco Lindor - Lake County	SP	Justin Nicolino - Lansing
OF	Anthony Garcia - Quad Cities	RP	Ajay Meyer - Lansing
OF	Kevin Pillar - Lansing	RP	Corey Williams - Beloit
OF	Drew Vetteson - Bowling Green		

2012 MIDWEST LEAGUE AWARD WINNERS

Most Valuable Player:	Kevin Pillar	Lansing
Prospect of the Year:	Miguel Sano	Beloit
Manager of the Year:	John Tamargo Jr.	Lansing
Midwest League All-Star Game Top Star:	O'Koyea Dickson	Great Lakes
Executive of the Year:	Rob Zerjav	Wisconsin
Rawlings Woman Executive of the Year:	Amy Mason	Kane County



2012 Midwest League

2012 MIDWEST LEAGUE INDIVIDUAL BATTING LEADERS

Team Information

BATTING AVERAGE (Min. 2.7 PA/League Game)

Asencio, Yeison	FW	.323
Smith, Jordan	LC	.316
Walsh, Colin	QC	.314
Seitzer, Cameron	BG	.307
Paolini, Daniel	CLI	.299
Sabourin, Jerrud	LC	.297
Rosario, Eddie	BEL	.296
Myles, Bryson	LC	.290
Macias, Brandon	WIS	.288
Suarez, Eugenio	WM	.288

GAMES

Schebler, Scott	GL	137
Ellison, Chris	SB	136
Helm, Matt	SB	135
Suarez, Eugenio	WM	135
Loy, Brandon	WM	134

AT BATS

Ellison, Chris	SB	562
Williams, Matt	QC	525
Wright, Chad	WM	523
Helm, Matt	SB	520
2 others tied at		515

HOME RUNS

Sano, Miguel	BEL	28
Garcia, Anthony	QC	19
Patterson, Kevin	LAN	19
Paolini, Daniel	CLI	18
2 others tied at		17

RBI

Sano, Miguel	BEL	100
Hobson, K.C.	LAN	86
Belza, Tom	SB	80
Patterson, Kevin	LAN	79
Helm, Matt	SB	76

STOLEN BASES

Baldwin, James	GL	53
Peterson, Jace	FW	51
Brett, Ryan	BG	48
Wilson, Kenny	LAN	41
2 others tied at		36

HITS

Smith, Jordan	LC	148
Suarez, Eugenio	WM	147
Helm, Matt	SB	141
Williams, Matt	QC	141
Sabourin, Jerrud	LC	140

DOUBLES

Hobson, K.C.	LAN	43
Helm, Matt	SB	36
Malm, Jeff	BG	36
Seitzer, Cameron	BG	36
2 others tied at		35

ON-BASE PERCENTAGE

Walsh, Colin	QC	.419
Macias, Brandon	WIS	.388
Seitzer, Cameron	BG	.386
DeVoss, Zeke	PEO	.382
Silva, Juan	DAY	.380

SLUGGING PERCENTAGE

Walsh, Colin	QC	.530
Garcia, Anthony	QC	.525
Sano, Miguel	BEL	.521
McMahan, Ben	WIS	.500
Paolini, Daniel	CLI	.493

EXTRA-BASE HITS

Sano, Miguel	BEL	60
Garcia, Anthony	QC	56
Hobson, K.C.	LAN	55
Malm, Jeff	BG	52
Rosario, Eddie	BEL	48

RUNS SCORED

Ellison, Chris	SB	90
Williams, Matt	QC	89
DeVoss, Zeke	PEO	88
Stang, Chadwin	WIS	85
2 others tied at		83

TRIPLES

McMahan, Ben	WIS	11
Belza, Tom	SB	10
Chen, Pin-Chieh	PEO	10
Mateo, Daniel	KC	10
4 others tied at		9

TOTAL BASES

Sano, Miguel	BEL	238
Vetteson, Drew	BG	218
Hobson, K.C.	LAN	212
Smith, Jordan	LC	212
2 others tied at		209

STRIKEOUTS

Baldwin, James	GL	177
Hollman, Paul	PEO	155
Helm, Matt	SB	148
3 others tied at		144

BASE ON BALLS

DeVoss, Zeke	PEO	82
Sano, Miguel	BEL	80
Jamieson, Sean	SB	75
Silva, Juan	DAY	69
Suarez, Eugenio	WM	65

River Bandits

Review

Record Book

Midwest League

Houston Astros

Media

2012 Midwest League



2012 MIDWEST LEAGUE INDIVIDUAL PITCHING LEADERS

EARNED RUN AVERAGE (Min. 0.8 IP/League Game)

Nicolino, Justin	LAN	2.46
Gomez, Roberto	BG	2.48
Wisler, Matthew	FW	2.53
Collier, Thomas	WM	2.74
Garces, Frank	FW	2.81
Granier, Drew	BUR	3.21
Carreno, Marcelo	WM	3.23
Floethe, Jake	BG	3.31
Miller, Trevor	CLI	3.36
DeSclafani, Anthony	LAN	3.37

WINS

Wheeler, Jason	BEL	14
Bradley, Archie	SB	12
Palacios, Wilsen	WM	12
5 others tied at		11

SAVES

Meyer, Ajay	LAN	33
Hubbard, Austin	BG	23
Wyatt, Heath	QC	20
Williams, Corey	BEL	17
Contreras, Carlos	DAY	16

GAMES

Wyatt, Heath	QC	55
Meyer, Ajay	LAN	54
Hubbard, Austin	BG	49
Barbato, Johnny	FW	48
De La Cruz, Luis	FW	48

GAMES STARTED

Araujo, Elvis	LC	28
Carpenter, Ryan	BG	28
Goforth, David	WIS	28
Granier, Drew	BUR	28
Ryan, Kyle	WM	28

GAMES FINISHED

Meyer, Ajay	LAN	50
Wyatt, Heath	QC	50
Hubbard, Austin	BG	44
Stites, Matt	FW	37
Williams, Corey	BEL	36

STRIKEOUTS

Granier, Drew	BUR	167
Bradley, Archie	SB	152
Syndergaard, Noah	LAN	122
Moen, Kellen	KC	121
Brooks, Aaron	KC	120

COMPLETE GAMES

Hernandez, Jesse	LAN	2
Shipers, Jordan	CLI	2
20 others tied at		1

SHUTOUTS

Shipers, Jordan	CLI	2
6 others tied at		1

INNINGS PITCHED

Granier, Drew	BUR	162.2
Ryan, Kyle	WM	158.2
Wheeler, Jason	BEL	156.2
Brooks, Aaron	KC	153.2
Goforth, David	WIS	150.2

WALKS

Bradley, Archie	SB	84
Wood, Austin	CR	72
Goforth, David	WIS	63
Araujo, Elvis	LC	61
Green, Tyler	SB	60

HOME RUNS ALLOWED

Gerson, Stalin	DAY	21
Brooks, Aaron	KC	18
De Julio, Frank	CR	18
Sanchez, Raydel	GL	17
2 others tied at		16

LOSSES

Brooks, Aaron	KC	12
Wood, Austin	CR	12
Alcantara, Raul	BUR	11
Bedrosian, Cameron	CR	11
6 others tied at		10

WHIP

Nicolino, Justin	LAN	1.07
Wisler, Matthew	FW	1.08
Floethe, Jake	BG	1.10
Jensen, Michael	PEO	1.12
Carreno, Marcelo	WM	1.13

OPPONENTS' AVERAGE

Bradley, Archie	SB	.181
Jensen, Michael	PEO	.217
Floethe, Jake	BG	.227
Wisler, Matthew	FW	.227
Allen, James	DAY	.231

HOLDS

Berl, Brandon	LAN	14
Barbato, Johnny	FW	10
McDonald, Sheldon	PEO	10
Shelton, Matt	GL	10
3 others tied at		9

Team Information

River Bandits

Review

Record Book

Midwest League

Houston Astros

Media



2012 Midwest League

2012 MIDWEST LEAGUE TEAM BATTING STATISTICS

TEAM	AVG	G	AB	R	RA	H	TB	2B	3B	HR	RBI	SAC	SF	HBP	BB	IBB	SO	SB	CS	GDP	SLG	OBP	LOB
Bowling Green	.269	140	4698	681	602	1262	1905	254	37	105	616	35	46	66	547	22	1004	188	72	138	.405	.350	998
Lake County	.265	139	4796	657	641	1269	1807	233	40	75	579	44	43	53	478	25	989	144	61	108	.377	.335	1042
Quad Cities	.261	139	4714	717	672	1228	1888	269	32	109	649	34	40	77	458	10	1050	92	54	98	.401	.333	935
Beloit	.260	140	4681	694	626	1216	1850	254	37	102	616	64	46	102	565	15	1045	140	82	98	.395	.349	1054
Clinton	.259	138	4665	650	621	1208	1820	248	29	102	580	61	49	90	421	15	1023	123	60	85	.390	.329	971
South Bend	.258	140	4833	668	690	1245	1803	261	45	69	609	34	50	72	415	20	1033	108	43	91	.373	.323	999
Wisconsin	.257	139	4656	644	597	1195	1841	255	35	107	577	49	43	65	415	12	1187	118	76	100	.395	.323	882
Lansing	.254	137	4623	672	563	1174	1749	252	49	75	588	40	38	71	532	19	1014	178	45	102	.378	.338	1016
Fort Wayne	.252	140	4593	606	592	1157	1688	249	45	64	535	46	47	62	461	10	1031	206	80	100	.368	.325	930
Cedar Rapids	.251	139	4678	622	720	1172	1742	220	34	94	557	26	38	75	386	7	924	108	51	95	.372	.315	917
Kane County	.250	140	4720	601	674	1182	1741	225	47	80	536	37	34	53	368	5	1005	99	45	102	.369	.310	911
Dayton	.249	138	4675	598	704	1166	1727	234	42	81	548	44	42	51	383	13	1026	184	72	86	.369	.311	883
West Michigan	.249	140	4768	610	576	1187	1756	256	35	81	554	73	45	62	459	18	946	92	43	83	.368	.320	1015
Peoria	.248	138	4653	598	658	1156	1695	212	48	77	530	42	52	66	489	14	1085	164	74	95	.364	.325	1000
Burlington	.240	139	4639	619	635	1114	1699	235	40	90	549	42	51	69	510	8	1110	142	68	85	.366	.321	996
Great Lakes	.238	140	4676	616	683	1114	1734	241	41	99	547	37	40	83	413	18	1073	189	65	74	.371	.309	892
TOTALS	.254	2226	75068	10253	10253	19045	28445	3898	636	1410	9170	708	704	1117	7300	231	16545	2275	991	1530	.379	.326	15441

2012 MIDWEST LEAGUE TEAM PITCHING STATISTICS

TEAM	W-L	PCT	ERA	G	GS	CG	SHO	GF	SV	IP	H	AB	TBF	R	ER	HR	SAC	SF	HB	BB	IBB	SO	WP	BK
Lansing	82-55	.599	3.45	137	137	2	16	135	45	1218.2	1194	4627	5167	563	467	68	41	41	55	403	20	1100	75	15
Beloit	77-63	.550	3.53	140	140	2	9	138	38	1245.0	1217	4777	5327	625	488	92	39	46	59	404	17	1136	99	6
West Michigan	72-68	.514	3.53	140	140	2	10	138	36	1263.0	1224	4761	5292	576	496	67	44	56	48	377	9	1007	73	7
Bowling Green	80-60	.571	3.59	140	140	0	10	140	50	1246.1	1163	4730	5334	602	497	66	33	32	86	449	16	1062	96	17
Fort Wayne	69-71	.493	3.59	140	140	3	11	137	28	1225.1	1111	4594	5249	592	489	72	48	47	61	499	34	1101	74	16
Peoria	63-75	.457	3.70	138	138	0	7	138	35	1231.0	1160	4693	5344	658	506	81	62	42	86	460	9	1033	128	17
Clinton	71-67	.514	3.71	138	138	4	6	134	35	1223.3	1172	4632	5182	621	504	77	41	45	72	392	14	930	82	10
Wisconsin	78-61	.561	3.83	139	139	1	9	138	47	1242.0	1149	4657	5298	598	528	97	43	42	69	487	20	1019	96	17
Burlington	67-72	.482	3.86	139	139	1	12	138	37	1227.2	1201	4644	5201	635	526	109	44	33	61	419	11	1037	68	9
Lake County	71-68	.511	3.91	139	139	3	6	136	32	1239.2	1129	4643	5262	641	538	104	43	43	79	454	3	1005	114	22
Quad Cities	68-71	.489	3.93	139	139	2	3	137	33	1224.0	1211	4704	5306	672	535	88	49	40	81	431	10	1058	145	16
Kane County	68-72	.486	3.97	140	140	2	6	138	34	1231.2	1243	4777	5364	674	543	89	43	48	60	436	6	1117	130	13
Dayton	60-78	.436	4.14	138	138	0	2	138	30	1233.0	1245	4809	5422	704	567	116	38	48	66	459	15	959	121	10
Great Lakes	67-73	.479	4.16	140	140	1	6	139	42	1240.2	1158	4704	5453	683	573	95	53	48	65	579	28	1041	81	19
South Bend	67-73	.479	4.31	140	140	0	6	140	30	1243.2	1221	4725	5421	690	596	85	45	37	79	535	15	1002	120	15
Cedar Rapids	53-86	.381	4.78	139	139	1	8	138	23	1205.0	1247	4591	5295	720	640	104	42	56	90	516	4	938	114	15
TOTALS	1113-1113	.500	3.87	2226	2226	24	127	2202	575	19740.1	19045	75068	84917	10254	8493	1410	708	704	1117	7300	231	16545	1616	224

Team Information

River Bandits

Review

Record Book

Midwest League

Houston Astros

Media

2012 Midwest League



2012 MIDWEST LEAGUE COMPOSITE STANDINGS

CLUB	W	L	PCT	GB	LAN	BG	WIS	BEL	CLI	WM	LC	FW	QC	KC	BUR	GL	SB	PEO	DAY	CR
Lansing	82	55	.599	-	X	6	3	1	1	8	10	8	2	3	2	12	11	1	11	3
Bowling Green	80	60	.571	3.5	9	X	1	0	1	7	8	12	2	3	3	8	12	1	11	2
Wisconsin	78	61	.561	5.0	0	2	X	8	12	3	2	1	7	9	10	1	0	11	2	10
Beloit	77	63	.550	6.5	3	3	8	X	7	1	0	2	11	14	6	1	1	10	2	9
Clinton	71	67	.514	11.5	1	2	3	7	X	1	2	2	11	6	10	2	2	7	2	13
West Michigan	72	68	.514	11.5	7	8	0	2	2	X	11	9	2	1	2	12	6	2	7	1
Lake County	71	68	.511	12.0	7	6	1	3	1	11	X	6	1	1	1	7	9	2	14	1
Fort Wayne	69	71	.493	14.5	8	8	2	1	1	10	6	X	2	2	1	8	9	2	6	3
Quad Cities	68	71	.489	15.0	1	1	7	5	5	1	2	1	X	10	1	1	1	9	1	13
Kane County	68	72	.486	15.5	0	0	4	7	9	2	2	1	11	X	12	1	2	8	2	7
Burlington	67	72	.482	16.0	1	0	9	9	10	1	1	2	6	6	X	2	2	8	2	8
Great Lakes	67	73	.479	16.5	9	5	2	2	1	7	7	5	2	2	1	X	10	3	9	2
South Bend	67	73	.479	16.5	4	9	3	2	1	6	7	13	2	1	1	7	X	3	6	2
Peoria	63	75	.457	19.5	2	2	8	8	8	1	1	1	5	7	8	0	0	X	2	10
Dayton	60	78	.435	22.5	4	7	1	1	1	7	7	8	2	1	1	10	7	1	X	2
Dayton	53	86	.381	30.0	0	1	9	7	7	2	2	0	5	6	4	1	1	7	1	X

Team Information

River Bandits

Review

2012 MIDWEST LEAGUE ATTENDANCE REPORT

TEAM	Openings	Openings Lost	Total	Average
Dayton Dragons	69	1	588,689	8,532
Fort Wayne TinCaps	69	1	396,531	5,747
Kane County Cougars	70	0	391,102	5,587
Lansing Lugnuts	66	3	345,763	5,239
West Michigan Whitecaps	70	0	362,554	5,179
Great Lakes Loons	70	0	259,160	3,702
Lake County Captains	69	1	248,114	3,596
Wisconsin Timber Rattlers	67	3	240,509	3,590
Quad Cities River Bandits	67	3	240,008	3,582
Bowling Green Hot Rods	68	2	233,208	3,430
Peoria Chiefs	68	2	190,244	2,798
South Bend Silver Hawks	69	1	189,575	2,747
Cedar Rapids Kernels	69	1	160,064	2,320
Clinton LumberKings	68	2	111,760	1,644
Beloit Snappers	68	2	68,867	1,013
Burlington Bees	68	2	58,195	856
TOTAL ATTENDANCE	1034	24	4,084,343	3,950
ALL-STAR GAME at Geneva, IL (Fifth Third Bank Ballpark)			7,528	

Record Book

Midwest League

Houston Astros

Media



2013 Opponents

Team Information

River Bandits

Review

Record Book

Midwest League

Houston Astros

Media

BELOIT SNAPPERS

2301 Skyline Drive
 Beloit, WI 53511
 Phone: (608) 362-2272
 Fax: (608) 362-0418
 Website: snappersbaseball.com



TEAM INFORMATION/PERSONNEL

Ballpark Pohlman Field (cap. 3,501)
 Field Dimensions LF-325, CF-380, RF-325
 Affiliation Oakland Athletics (2013)
 Last Playoff Appearance (MWL Title).....2012 (1995)
 2012 Record ... 77-63 (39-31 1st half, 38-32 2nd half)
 2012 Attendance66,867
 Ownership Beloit Professional Baseball Assoc., Inc.
 President & Chairman Dennis Concerton
 General Manager Matthew Bosen
 Media Contact Mark Inserra
 Email minsera@snappersbaseball.com
 Phone (608) 362-2272
 Radio Broadcasters Corey Gloor & Liz Rudolph
 Flagship Station ESPN Radio 1380-AM

Manager Ryan Christenson
 Hitting Coach Casey Myers
 Pitching Coach John Wasdin
 Trainer Brian Thorson

Visiting Hotel in Beloit Rodeway Inn
 2956 Milwaukee Road
 Beloit, WI 53511

Distance From QC to Beloit150 miles

BANDITS/SNAPPERS 2013 SERIES

At Quad Cities

May 17 (Fri.)7:00 p.m.
 May 18 (Sat.)7:00 p.m.
 May 19 (Sun.)2:00 p.m.
 May 20 (Mon.)11:00 a.m.
 Aug. 31 (Sat.)7:00 p.m.
 Sept. 1 (Sun.)5:00 p.m.
 Sept. 2 (Mon.)1:00 p.m.

At Beloit

May 31 (Fri.)6:30 p.m.
 June 1 (Sat.)7:00 p.m.
 June 2 (Sun.)2:00 p.m.
 June 3 (Mon.)7:00 p.m.
 July 27 (Sat.)7:00 p.m.
 July 28 (Sun.)2:00 p.m.
 July 29 (Mon.)7:00 p.m.

EX-SNAPPERS IN THE BIGS

Mike Adams, P (Phillies)
 Chris Capuano, P (Dodgers)
 Alexi Casilla, IF (Orioles)
 Prince Fielder, 1B (Tigers)
 Yovanni Gallardo, P (Brewers)
 Matt Garza, P (Cubs)
 J.J. Hardy, SS (Orioles)
 Jose Mijares, P (Giants)
 Ben Revere, OF (Phillies)
 Rickie Weeks, 2B (Brewers)

BANDITS vs. SNAPPERS SERIES INFO

All-Time Games Played322
 Record 163-159
 Winning %506
 2012 vs. Beloit5-11
 at Quad Cities.....3-7
 at Beloit.....2-4

2013 Opponents



BOWLING GREEN HOT RODS

300 8th Ave.
 Bowling Green, KY 42101
 Phone: (270) 901-2121
 Fax: (270) 901-2165
 Website: bghotrods.com



Team Information

River Bandits

Review

Record Book

Midwest League

Houston Astros

Media

TEAM INFORMATION/PERSONNEL

Ballpark..... Bowling Green Ballpark (cap. 4,559)
 Field Dimensions LF-318, CF-400, RF-326
 Affiliation Tampa Bay Rays (2009)
 Last Playoff Appearance (MWL Title)..... 2012 (N/A)
 2012 Record ... 80-60 (38-32 1st half, 42-28 2nd half)
 2012 Attendance 233,208
 Ownership Art Solomon, DSF Sports
 President, DSF Sports Rick Brenner
 President, Bowling Green Hot Rods..... Brad Taylor
 General Manager Ryan Gates
 Media Contact/Radio Broadcaster Hank Fuerst
 Email hfuerst@bghotrods.com
 Phone (270) 901-2121 ext. 104
 Flagship Station WBGN 1340-AM

Manager Jared Sandberg
 Hitting Coach Manny Castillo
 Pitching Coach Kyle Snyder
 Trainer..... Chris Tomashoff

Visiting Hotel in Bowling Green Home-Towne Suites
 1929 Mel Browning St.
 Bowling Green, KY 42104

Distance From QC to Bowling Green 536 miles

BANDITS/HOT RODS 2013 SERIES

At Quad Cities

July 10 (Wed.)7:00 p.m.
 July 11 (Thu.)7:00 p.m.
 July 12 (Fri.)7:00 p.m.

EX-HOT RODS IN THE BIGS

Matt Moore, P (Rays)

BANDITS vs. HOT RODS SERIES INFO

All-Time Games Played9
 Record5-4
 Winning %555
 2012 vs. Bowling Green1-2
 at Quad Cities.....0-0
 at Bowling Green.....1-2



2013 Opponents

Team Information

River Bandits

Review

Record Book

Midwest League

Houston Astros

Media

BURLINGTON BEES

2712 Mt. Pleasant St.
 Burlington, IA 52601
 Phone: (319) 754-5705
 Fax: (319) 754-5882
 Website: gobees.com



TEAM INFORMATION/PERSONNEL

Ballpark Community Field (cap. 3,200)
 Field Dimensions LF - 338, CF - 403, RF - 318
 Affiliation Los Angeles Angels of Anaheim (2013)
 Last Playoff Appearance (MWL Title).....2012 (2008)
 2012 Record ... 67-72 (32-37 1st half, 35-35 2nd half)
 2012 Attendance58,195
 Ownership Burlington Baseball Association, Inc.
 President Dave Walker
 General Manager Chuck Brockett
 Media Contact/Radio Broadcaster Brandon Marcus
 Email brandon@gobees.com
 Phone (319) 754-5705
 Flagship Station KBUR 1490 -AM

Manager Jamie Burke
 Hitting Coach Nathan Haynes
 Pitching Coach Trevor Wilson
 Trainer Chris Wells

Visiting Hotel in Burlington PZAZZ! Resort Hotel
 (Bandits commute daily) 3001 Winegard Drive
 Burlington, IA 52601

Distance From QC to Burlington 76 miles

BANDITS vs. BEES SERIES INFO

All-Time Games Played807
 Record439-368
 Winning %544
 2012 vs. Burlington.....10-6
 at Quad Cities.....3-3
 at Burlington.....7-3

BANDITS/BEES 2013 SERIES

At Quad Cities

June 14 (Fri.) 7:00 p.m.
 June 15 (Sat.) 7:00 p.m.
 June 16 (Sun.) 5:00 p.m.
 Aug. 17 (Sat.) 7:00 p.m.
 Aug. 18 (Sun.) 5:00 p.m.
 Aug. 19 (Mon.) 7:00 p.m.
 Aug. 20 (Tue.) 7:00 p.m.

At Burlington

April 8 (Mon.) 6:30 p.m.
 April 9 (Tue.) 6:30 p.m.
 April 10 (Wed.) 6:30 p.m.
 July 24 (Wed.) 6:30 p.m.
 July 25 (Thu.) 6:30 p.m.
 July 26 (Fri.) 6:30 p.m.
 Aug. 24 (Sat.) 6:30 p.m.
 Aug. 25 (Sun.) 2:00 p.m.
 Aug. 26 (Mon.) 6:30 p.m.
 Aug. 27 (Tue.) 6:30 p.m.

EX-BEES IN THE BIGS

Mark Buehrle, P (Blue Jays)
 Kelvin Herrera, P (Royals)
 Luke Hochevar, P (Royals)
 Eric Hosmer, 1B (Royals)
 Mike Moustakas, 3B (Royals)
 Dewayne Wise, OF (White Sox)

2013 Opponents



CEDAR RAPIDS KERNELS

950 Rockford Road SW.
 Cedar Rapids, IA 52404
 Phone: (319) 363-3887
 Fax: (319) 363-5631
 Website: kernels.com



TEAM INFORMATION/PERSONNEL

Ballpark..... Perfect Game Field at
 Veteran's Memorial Stadium (cap. 5,300)
 Field Dimensions.....LF - 315, CF - 400, RF - 325
 Affiliation.....Minnesota Twins (2013)
 Last Playoff Appearance (MWL Title).....2010 (1994)
 2012 Record... 53-86 (32-38 1st half, 21-48 2nd half)
 Ownership..... Cedar Rapids Ball Club, Inc.
 President..... Gary Keoppel
 General Manager..... Doug Nelson
 Media Contact..... Andrew Pantini
 Email..... andy@kernels.com
 Phone..... (319) 896-7601
 Radio Broadcaster.....Morgan Hawk
 Flagship Station..... KMRV 1450-AM

Manager..... Jake Mauer
 Hitting Coach.....Tommy Watkins
 Pitching Coach.....Gary Lucas
 Trainer.....Ryan Hedwall

Visiting Hotel in Cedar Rapids..Best Western Cooper's Mill
 (Bandits commute daily) 100 F Ave. NW.
 Cedar Rapids, IA 52405

Distance From QC to Cedar Rapids..... 80 miles

BANDITS vs. KERNELS SERIES INFO

All-Time Games Played754

Record385-369
 Winning %511

2011 vs. Cedar Rapids.....13-4
 at Quad Cities.....5-1
 at Cedar Rapids.....8-3

BANDITS/KERNELS 2013 SERIES

At Quad Cities

May 8 (Wed.) 7:00 p.m.
 May 9 (Thu.) 7:00 p.m.
 May 10 (Fri.) 7:00 p.m.
 June 11 (Tue.) 7:00 p.m.
 June 12 (Wed.) 7:00 p.m.
 June 13 (Thu.) 7:00 p.m.
 Aug. 21 (Wed.) 7:00 p.m.
 Aug. 22 (Thu.) 7:00 p.m.
 Aug. 23 (Fri.) 7:00 p.m.

At Cedar Rapids

June 5 (Wed.) 6:35 p.m.
 June 6 (Thu.) 6:35 p.m.
 June 7 (Fri.) 6:35 p.m.
 Aug. 3 (Sat.) 5:05 p.m.
 Aug. 4 (Sun.) 2:05 p.m.
 Aug. 5 (Mon.) 6:35 p.m.
 Aug. 6 (Tue.) 6:35 p.m.

EX-KERNELS IN THE BIGS

Erick Aybar, INF (Angels)
 Alexi Casilla, 2B (Orioles)
 Howie Kendrick, INF (Angels)
 Mike Napoli, C (Rangers)
 Joel Peralta, P (Rays)
 Ervin Santana, P (Royals)
 Joe Saunders, P (Mariners)
 Mike Trout, OF (Angels)
 Mark Trumbo, 1B (Angels)

Team Information

River Bandits

Review

Record Book

Midwest League

Houston Astros

Media



2013 Opponents

Team Information

River Bandits

Review

Record Book

Midwest League

Houston Astros

Media

CLINTON LUMBERKINGS

537 Ballpark Drive
 Clinton, IA 52732
 Phone: (563) 242-0727
 Fax: (563) 242-1433
 Website: lumberkings.com



TEAM INFORMATION/PERSONNEL

Ballpark..... Ashford University Field (cap. 5,000)
 Field Dimensions.....LF - 335, CF - 401, RF - 325
 Affiliation..... Seattle Mariners (2009)
 Last Playoff Appearance (MWL Title).....2012 (1991)
 2012 Record ... 71-67 (23-45 1st half, 48-22 2nd half)
 2012 Attendance.....111,760
 Ownership..... Clinton Baseball Club, Inc.
 President.....Paul Davis
 General Manager.....Ted Tornow
 Media Contact/Radio Broadcaster..... Chad Seely
 Email.....chadseely@lumberkings.com
 Phone.....(563) 242-0727 ext. 106
 Flagship Station.....KCLN 1390-AM

Manager..... Eddie Menchaca
 Hitting Coach..... Mike Kinkade
 Pitching Coach.....Andrew Lorraine
 Trainer.....Jeff Kahn

Visiting Hotel in Clinton..... Super 8
 (Bandits commute daily) 1711 Lincoln Way
 Clinton, IA 52732

Distance From QC to Clinton..... 40 miles

BANDITS vs. LUMBERKINGS SERIES INFO	
All-Time Games Played	785
Record	.415-390
Winning %	.529
2012 vs. Clinton	5-11
at Quad Cities	4-2
at Clinton	1-9

BANDITS/KINGS 2013 SERIES

At Quad Cities

April 15 (Mon.).....7:00 p.m.
 April 16 (Tue.).....7:00 p.m.
 April 17 (Wed.).....7:00 p.m.
 June 29 (Sat.).....7:00 p.m.
 June 30 (Sun.).....5:00 p.m.
 July 1 (Mon.).....7:00 p.m.
 July 2 (Tue.).....7:00 p.m.
 July 3 (Wed.).....6:00 p.m.
 Aug. 7 (Fri.).....7:00 p.m.
 Aug. 8 (Sat.).....7:00 p.m.
 Aug. 9 (Sun.).....7:00 p.m.

At Clinton

May 25 (Sat.).....6:00 p.m.
 May 26 (Sun.).....2:00 p.m.
 May 27 (Mon.).....2:00 p.m.
 Aug. 14 (Wed.).....7:00 p.m.
 Aug. 15 (Thu.).....7:00 p.m.
 Aug. 16 (Fri.).....7:00 p.m.

EX-LUMBERKINGS IN THE BIGS

Jason Bay, OF (Mariners)
 Shawn Camp, P (Cubs)
 John Danks, P (White Sox)
 Neftali Feliz, P (Rangers)
 Derek Holland, P (Rangers)
 Ian Kinsler, 2B (Rangers)
 Mike Scioscia, MGR (Angels)

2013 Opponents



DAYTON DRAGONS

Team Information

River Bandits

Review

Record Book

Midwest League

Houston Astros

Media

220 N. Patterson Blvd.
Dayton, OH 45402
Phone: (937) 228-2287
Fax: (937) 228-2284
Website: daytondragons.com



TEAM INFORMATION/PERSONNEL

Ballpark Fifth Third Field (cap. 7,230)
Field Dimensions LF - 338, CF - 402, RF - 338
Affiliation Cincinnati Reds (1999)
Last Playoff Appearance (MWL Title).....2011 (N/A)
2012 Record ...60-78 (30-40 1st half, 30-38 2nd half)
2012 Attendance 588,689
Ownership Mandalay Baseball Properties, LLC
President Robert Murphy
Executive V.P. & General Manager Gary Mayse
Media Contact/Radio Broadcaster Tom Nichols
Email tom.nichols@daytondragons.com
Phone (937) 228-2287
Flagship Station WONE 980-AM

Manager Jose Nieves
Hitting Coach Alex Pelaez
Pitching Coach Tony Fossas
Trainer Tyler Steele

Visiting Hotel in Dayton Dayton Comfort Inn
7125 Miller Lane
Dayton, OH 45414

Distance From QC to Dayton 430 miles

BANDITS vs. DRAGONS SERIES INFO

All-Time Games Played84
Record45-39
Winning %536
2012 vs. Dayton.....1-2
at Quad Cities.....0-0
at Dayton.....1-2

BANDITS/DRAGONS 2013 SERIES

At Quad Cities

July 13 (Sat.) 7:00 p.m.
July 14 (Sun.)..... 5:00 p.m.
July 15 (Mon.) 1:00 p.m.

EX-DRAGONS IN THE BIGS

Homer Bailey, P (Reds)
Jay Bruce, OF (Reds)
Zach Cozart, INF (Reds)
Johnny Cueto, P (Reds)
Adam Dunn, OF (White Sox)
Todd Frazier, INF (Reds)
Edwin Encarnación, 3B (Blue Jays)
Ryan Hanigan, C (Reds)
Chris Heisey, OF (Reds)
Drew Stubbs, OF (Indians)
Joey Votto, 1B (Reds)
Travis Wood, P (Cubs)



2013 Opponents

Team Information

River Bandits

Review

Record Book

Midwest League

Houston Astros

Media

FORT WAYNE TINCAPS

1301 Ewing St.
Fort Wayne, IN 46802
Phone: (260) 482-6400
Fax: (260) 471-4678
Website: tincaps.com



F O R T W A Y N E

TEAM INFORMATION/PERSONNEL

Ballpark Parkview Field (cap. 8,100)
Field Dimensions LF - 336, CF - 400, RF - 318
Affiliation San Diego Padres (1999)
Last Playoff Appearance (MWL Title).....2012 (2009)
2012 Record ... 69-71 (31-39 1st half, 38-32 2nd half)
2012 Attendance396,531
OwnershipHardball Capital
Principal Owner..... Jason Freier
PresidentMike Nutter
V.P. Sales & Finance.....Brian Schackow
Media Contact/Radio Broadcaster Mike Couzens
Emailcouzens@tincaps.com
Phone (260) 407-2804
Flagship Station ESPN Radio 1380-AM

Manager Jose Valentin
Hitting Coach Morgan Burkhardt
Pitching Coach Burt Hooten
Trainer..... Ricky Huerta

Visiting Hotel in Fort Wayne..... Courtyard by Marriott
1150 S. Harrison St.
Fort Wayne, IN 46802

Distance From QC to Fort Wayne.....320 miles

BANDITS/TINCAPS 2013 SERIES

At Fort Wayne

July 17 (Wed.).....6:05 p.m.
July 18 (Thu.).....6:05 p.m.
July 19 (Fri.)6:05 p.m.

BANDITS vs. TINCAPS SERIES INFO

All-Time Games Played141
Record72-69
Winning %511
2012 vs. Fort Wayne.....1-2
at Quad Cities.....1-2
at Fort Wayne.....0-0

EX-TINCAPS IN THE BIGS

Michael Cuddyer, OF (Rockies)
David Freese, 3B (Cardinals)
Chase Headley, 3B (Padres)
Torii Hunter, OF (Tigers)
Mat Latos, P (Reds)
Jake Peavy, P (White Sox)
A.J. Pierzynski, C (White Sox)
Joakim Soria, P (Royals)

2013 Opponents



GREAT LAKES LOONS

825 E. Main St.
 Midland, MI 48640
 Phone: (989) 837-2255
 Fax: (989) 837-8780
 Website: loons.com



Team Information

River Bandits

Review

Record Book

Midwest League

Houston Astros

Media

TEAM INFORMATION/PERSONNEL

Ballpark..... Dow Diamond (cap. 5,200)
 Field Dimensions..... LF - 332, CF - 400, RF - 325
 Affiliation..... Los Angeles Dodgers (2007)
 Last Playoff Appearance (MWL Title).....2010 (N/A)
 2012 Record .. 67-73 (34-36 1st half, 33-37 2nd half)
 2012 Attendance..... 259,160
 Ownership..... Michigan Baseball Operations
 Foundation President..... William S. Stavropoulos
 President & General Manager..... Paul Barbeau
 Media Contact/Radio Broadcaster..... Brad Golder
 Email..... bgolder@loons.com
 Phone..... (989) 837-2255 ext. 6126
 Flagship Station..... ESPN Radio 100.9-FM

Manager..... Razor Shines
 Hitting Coach..... Mike Eylward
 Pitching Coach..... Bill Simas
 Trainer..... Aaron Schumacher

Visiting Hotel in Great Lakes..... Holiday Inn
 800 Cinema Drive
 Midland, MI 48642

Distance From QC to Great Lakes..... 450 miles

BANDITS/LOONS 2013 SERIES

At Quad Cities

April 28 (Sun.)..... 2:00 p.m.
 April 29 (Mon.)..... 11:00 a.m.
 April 30 (Tue.)..... 7:00 p.m.

BANDITS vs. LOONS SERIES INFO

All-Time Games Played.....28
 Record.....19-9
 Winning %......679
 2012 vs. Great Lakes.....1-2
 at Quad Cities.....0-0
 at Great Lakes.....1-2

EX-LOONS IN THE BIGS


Rafael Betancourt, P (Rockies)
 John Buck, C (Blue Jays)
 Melky Cabrera, OF (Blue Jays)
 Tyler Clippard, P (Nationals)
 Wade Davis, P (Royals)
 Clayton Kershaw, P (Dodgers)
 Carlos Santana, C/1B (Indians)
 Johan Santana, P (Mets)



2013 Opponents

KANE COUNTY COUGARS

One Cougar Trail
 Geneva, IL 60134
 Phone: (630) 232-8811
 Fax: (630) 232-8815
 Website: kccougars.com



TEAM INFORMATION/PERSONNEL

Ballpark..... Fifth Third Bank Ballpark (cap. 7,400)
 Field DimensionsLF - 335, CF - 400, RF - 335
 Affiliation Chicago Cubs (2013)
 Last Playoff Appearance (MWL Title).....2011 (2001)
 2012 Record ... 68-72 (34-36 1st half, 34-36 2nd half)
 2012 Attendance391,102
 Ownership Cougars Baseball Partnership/
 American Sports Enterprises, Inc.
 Managing Partners ... Mike Woleben & Mike Murtaugh
 General Manager.....Curtis Haug
 Media Contact..... Shawn Touney
 Email stouney@kanecountycougars.com
 Phone (630) 232-8811
 Radio Broadcaster Wayne Randazzo
 Flagship Station WBIG 1280-AM

Manager Mark Johnson
 Hitting Coach Tom Beyers
 Pitching Coach Ron Villone
 Trainer..... Shane Nelson

Visiting Hotel in Kane County Pheasant Run Resort
 4051 E. Main St.
 St. Charles, IL 60174

Distance From QC to Kane County144 miles

BANDITS vs. COUGARS SERIES INFO

All-Time Games Played249
 Record132-117
 Winning %530
 2012 vs. Kane County.....10-11
 at Quad Cities.....8-4
 at Kane County.....2-7

BANDITS/COUGARS 2013 SERIES

At Quad Cities

May 28 (Tue.)7:00 p.m.
 May 29 (Wed.)7:00 p.m.
 May 30 (Thu.)7:00 p.m.
 June 20 (Thu.)7:00 p.m.
 June 21 (Fri.)7:00 p.m.
 June 22 (Sat.)7:00 p.m.
 June 23 (Sun.)5:00 p.m.

At Kane County

April 4 (Thu.)6:30 p.m.
 April 5 (Fri.)6:30 p.m.
 April 6 (Sat.)1:00 p.m.
 April 7 (Sun.)1:00 p.m.
 April 18 (Thu.)6:30 p.m.
 April 19 (Fri.)6:30 p.m.
 April 20 (Sat.)1:00 p.m.
 July 4 (Thu.)6:30 p.m.
 July 5 (Fri.)6:30 p.m.
 July 6 (Sat.)6:30 p.m.
 July 7 (Sun.)1:00 p.m.
 July 8 (Mon.)6:30 p.m.

EX-COUGARS IN THE BIGS

Josh Beckett, P (Dodgers)
 Joe Blanton, P (Angels)
 A.J. Burnett, P (Pirates)
 Miguel Cabrera, 1B/3B (Tigers)
 Ryan Dempster, P (Red Sox)
 Andre Ethier, OF (Dodgers)
 Adrian Gonzalez, 1B (Dodgers)

Team Information

River Bandits

Review

Record Book

Midwest League

Houston Astros

Media



2013 Opponents

Team Information
River Bandits
Review
Record Book
Midwest League
Houston Astros
Media

LANSING LUGNUTS

505 E. Michigan Ave.
Lansing, MI 48912
Phone: (517) 485-4500
Fax: (517) 485-4518
Website: lansinglugnuts.com



TEAM INFORMATION/PERSONNEL

Ballpark..... Cooley Law School Stadium (cap. 11,000)
Field DimensionsLF - 305, CF - 404, RF - 305
Affiliation Toronto Blue Jays (2005)
Last Playoff Appearance (MWL Title).....2012 (2003)
2012 Record ... 82-55 (47-22 1st half, 35-33 2nd half)
2012 Attendance345,763
Ownership Take Me Out to the Ballgame, LLC
President Tom Dickson
General Manager Nick Grueser
Media Contact/Broadcaster .. Jesse Goldberg-Strassler
Email jgoldstrass@lansinglugnuts.com
Phone (517) 485-4500 ext. 233
Flagship Station WQTX 92.1-FM

Manager John Tamargo, Jr.
Hitting Coach Kenny Graham
Pitching Coach Vince Horsman
Trainer..... Drew MacDonald

Visiting Hotel in Lansing Lexington Lansing Hotel
925 S. Creyts Road
Lansing, MI 48917

Distance From QC to Lansing370 miles

BANDITS/LUGNUTS 2013 SERIES

At Quad Cities

April 25 (Thu.).....7:00 p.m.
April 26 (Fri.).....7:00 p.m.
April 27 (Sat.).....7:00 p.m.

EX-LUGNUTS IN THE BIGS

Jeremy Affeldt, P (Giants)
Hendon Alvarez, P (Marlins)
Carlos Beltrán, OF (Cardinals)
Ronny Cedeno, SS/2B (Cardinals)
Ryan Dempster, P (Red Sox)
Chad Durbin, P (Phillies)
Casey Janssen, P (Blue Jays)
Carlos Marmol, P (Cubs)
Sean Marshall, P (Reds)
Clay Rapada, P (Yankees)
Marc Rzepczynski, P (Cardinals)
Travis Snider, OF (Pirates)

BANDITS vs. LUGNUTS SERIES INFO

All-Time Games Played108

Record55-53
Winning %509

2012 vs. Lansing.....1-2
at Quad Cities.....0-0
at Lansing.....1-2

2013 Opponents



PEORIA CHIEFS

730 SW. Jefferson St.
 Peoria, IL 61605
 Telephone: (309) 680-4000
 Fax: (309) 680-4080
 Website: peoriachiefs.com



Team Information

River Bandits

Review

Record Book

Midwest League

Houston Astros

Media

TEAM INFORMATION/PERSONNEL

Ballpark..... Peoria Chiefs Stadium (cap. 7,500)
 Field Dimensions.....LF - 310, CF - 400, RF - 310
 Affiliation St. Louis Cardinals (2013)
 Last Playoff Appearance (MWL Title).....2009 (2002)
 2012 Record ... 63-75 (35-34 1st half, 28-41 2nd half)
 2012 Attendance 190,244
 Ownership Peoria Chiefs Community Baseball Club
 President Rocky Vonachen
 Vice President/General Manager Ralph Converse
 Media Contact/Broadcaster Nathan Baliva
 Email nathanb@chiefsnet.com
 Phone (309) 680-4018
 Online Broadcast www.peoriachiefs.com

Manager Dann Bilardello
 Hitting Coach Erik Pappas
 Pitching Coach Jason Simontacchi
 Trainer..... Mike Petrarca

Visiting Hotel in Peoria..... Quality Inn & Suites
 (Bandits commute daily) 4112 N. Brandywine Drive
 Peoria, IL 61614

Distance From QC to Peoria100 miles

BANDITS/CHIEFS 2013 SERIES

At Quad Cities

April 11 (Thu.)..... 7:00 p.m.
 April 12 (Fri.)..... 7:00 p.m.
 April 13 (Sat.)..... 7:00 p.m.
 April 14 (Sun.)..... 2:00 p.m.
 May 11 (Sat.) 7:00 p.m.
 May 12 (Sun.) 2:00 p.m.
 May 13 (Mon.)..... 11:00 a.m.
 July 30 (Tue.)..... 7:00 p.m.
 July 31 (Wed.)..... 7:00 p.m.
 Aug. 1 (Thu.) 7:00 p.m.
 Aug. 2 (Fri.) 7:00 p.m.

At Peoria

June 8 (Sat.) 6:30 p.m.
 June 9 (Sun.) 2:00 p.m.
 June 10 (Mon.)..... 7:00 p.m.
 June 25 (Tue.)..... 7:00 p.m.
 June 26 (Wed.)..... 7:00 p.m.
 June 27 (Thu.) 7:00 p.m.
 June 28 (Fri.) 6:30 p.m.

EX-CHIEFS IN THE BIGS

Joe Girardi, MGR (Yankees)
 Dan Haren, P (Nationals)
 Yadier Molina, C (Cardinals)
 Kyle McClellan, P (Rangers)
 Jason Motte, P (Cardinals)
 Plácido Polanco, 2B/3B (Marlins)
 Albert Pujols, 1B (Angels)
 Jeff Samardzija, P (Cubs)
 Jack Wilson, SS (Braves)

BANDITS vs. CHIEFS SERIES INFO

All-Time Games Played434
 Record230-204
 Winning %530
 2012 vs. Peoria.....9-5
 at Quad Cities.....5-3
 at Peoria.....4-2



2013 Opponents

SOUTH BEND SILVER HAWKS

501 W. South St.
 South Bend, IN 46601
 Telephone: (574) 235-9988
 Fax: (574) 235-9950
 Website: silverhawks.com



TEAM INFORMATION/PERSONNEL

Ballpark..... Coveleski Regional Stadium (cap. 5,000)
 Field DimensionsLF - 336, CF - 405, RF - 336
 AffiliationArizona Diamonbacks (1997)
 Last Playoff Appearance (MWL Title).....2009 (2005)
 2012 Record .. 67-73 (35-35 1st half, 32-38 2nd half)
 2012 Attendance189,575
 Ownership Swing-Batter-Swing LLC
 Owner Andrew Berlin
 President/General Manager Joe Hart
 Media Contact/Radio BroadcasterTBA
 Email
 Phone
 Online Broadcast.....www.silverhawks.com

Manager..... Mark Haley
 Hitting CoachJason Camilli
 Pitching Coach Wellington Cepeda
 Trainer.....Masa Abe

Visiting Hotel in South BendDouble Tree by Hilton
 123 N. St. Joseph St.
 South Bend, IN 46601

Distance From QC to South Bend245 miles

BANDITS/HAWKS 2013 SERIES

At South Bend

May 1 (Wed.) 6:05 p.m.
 May 2 (Thu.) 6:05 p.m.
 May 3 (Fri.) 6:35 p.m.

BANDITS vs. HAWKS SERIES INFO

All-Time Games Played177
 Record89-88
 Winning %503
 2012 vs. South Bend.....1-2
 at Quad Cities.....1-2
 at South Bend.....0-0

EX-SILVER HAWKS IN THE BIGS

Emilio Bonifacio, IF/OF (Blue Jays)
 Chris Capuano, P (Dodgers)
 Carlos Gonzalez, OF (Rockies)
 Scott Hairston, OF (Cubs)
 Miguel Montero, C (Diamondbacks)
 Lyle Overbay, 1B (Red Sox)
 Mark Reynolds, 1B/3B (Indians)
 Dan Uggla, 2B (Braves)
 Justin Upton, OF (Braves)
 José Valverde, P (Tigers)

Team Information

River Bandits

Review

Record Book

Midwest League

Houston Astros

Media

2013 Opponents



WEST MICHIGAN WHITECAPS

4500 W. River Drive
 Comstock Park, MI 49321
 Telephone: (616) 784-4131
 Fax: (616) 784-4911
 Website: whitecaps-baseball.com



Team Information

River Bandits

Review

Record Book

Midwest League

Houston Astros

Media

TEAM INFORMATION/PERSONNEL

Ballpark..... Fifth Third Ballpark (cap. 9,684)
 Field Dimensions..... LF - 317, CF - 402, RF - 327
 Affiliation Detroit Tigers (1997)
 Last Playoff Appearance (MWL Title).....2010 (2007)
 2012 Record .. 72-68 (36-34 1st half, 36-34 2nd half)
 2012 Attendance362,554
 Ownership Whitecaps Professional Baseball
 Managing Partner..... Lew Chamberlin
 President Scott Lane
 V.P. of Whitecaps Professional BaseballJim Jarecki
 Media Contact Mickey Graham
 Email mgraham@whitecapsbaseball.com
 Phone.....(616) 784-4131
 Radio BroadcasterBen Chiswick
 Flagship Stations.....107.3 WBBL-FM

Manager Larry Parrish
 Hitting Coach Scott Dwyer
 Pitching Coach Mike Henneman
 Trainer..... T.J. Saunders

Visiting Hotel in W. Mich. ... Holiday Inn Express-GR North
 358 River Ridge Drive NW.
 Walker, MI 49544

Distance From QC to West Michigan335 miles

BANDITS/CAPS 2013 SERIES

At West Michigan

May 4 (Sat.)5:35 p.m.
 May 5 (Sun.) 12:00 p.m.
 May 6 (Mon.)5:35 p.m.

BANDITS vs. CAPS SERIES INFO

All-Time Games Played127
 Record61-66
 Winning %480
 2012 vs. West Michigan.....1-2
 at Quad Cities.....1-2
 at West Michigan.....0-0

EX-WHITECAPS IN THE BIGS

Alex Avila, C (Tigers)
 Francisco Cordero, P (Astros)
 Jason Frasier, P (Rangers)
 Curtis Granderson, OF (Yankees)
 Ramon Hernandez, C (Rockies)
 Omar Infante, UT (Tigers)
 Brandon Inge, 3B (Pirates)
 Fernando Rodney, P (Rays)
 Cody Ross, OF (Diamondbacks)
 Ramon Santiago 2B/SS (Tigers)



2013 Opponents

WISCONSIN TIMBER RATTTLERS

2400 N. Casaloma Drive
 Appleton, WI 54913
 Telephone: (920) 733-4152
 Fax: (920) 733-8032
 Website: timberrattlers.com



TEAM INFORMATION/PERSONNEL

Ballpark Time Warner Cable Field at
 Fox Cities Stadium (cap. 5,170)
 Field Dimensions LF - 325, CF - 400, RF - 325
 Affiliation Milwaukee Brewers (2009)
 Last Playoff Appearance (MWL Title)..... 2012 (2012)
 2012 Record ... 78-61 (44-25 1st half, 34-36 2nd half)
 2012 Attendance 240,509
 Ownership Appleton Baseball Club, Inc.
 Board Chairman Marc Snyder
 President/General Manager Rob Zerjav
 Media Contact/Radio Broadcaster Chris Mehring
 Email rattlerradio@timberrattlers.com
 Phone (920) 733-4152
 Flagship Station WNAM 1280-AM

Manager Matt Erickson
 Hitting Coach Dusty Rhodes
 Pitching Coach David Chavarria
 Trainer Jeff Paxson

Visiting Hotel in Wisconsin Microtel Inn & Suites
 321 Metro Drive
 Appleton, WI 54913

Distance From QC to Wisconsin 272 miles

BANDITS/RATTTLERS 2013 SERIES

At Quad Cities

May 22 (Wed.) 7:00 p.m.
 May 23 (Thu.) 7:00 p.m.
 May 24 (Fri.) 7:00 p.m.
 Aug. 10 (Sat.) 7:00 p.m.
 Aug. 11 (Sun.) 5:00 p.m.
 Aug. 12 (Mon.) 7:00 p.m.

At Wisconsin

April 21 (Sun.) 5:05 p.m.
 April 22 (Mon.) 6:35 p.m.
 April 23 (Tue.) 12:05 p.m.
 May 14 (Tue.) 6:35 p.m.
 May 15 (Wed.) 6:35 p.m.
 May 16 (Thu.) 12:05 p.m.
 Aug. 28 (Wed.) 7:05 p.m.
 Aug. 29 (Thu.) 7:05 p.m.
 Aug. 30 (Fri.) 7:05 p.m.

EX-RATTTLERS IN THE BIGS

Asdrúbal Cabrera, SS (Indians)
 Shin-Soo Choo, OF (Reds)
 Brian Fuentes, P (Cardinals)
 Felix Hernandez, P (Mariners)
 Raul Ibanez, OF (Mariners)
 Adam Jones, OF (Orioles)
 David Ortiz, DH/1B (Red Sox)
 J.J. Putz, P (Diamondbacks)
 Alex Rodriguez, 3B (Yankees)
 Rafael Soriano, P (Yankees)

BANDITS vs. RATTTLERS SERIES INFO

All-Time Games Played 613
 Record 310-303
 Winning %506

2012 vs. Wisconsin 7-7
 at Quad Cities 5-3
 at Wisconsin 2-4

Team Information

River Bandits

Review

Record Book

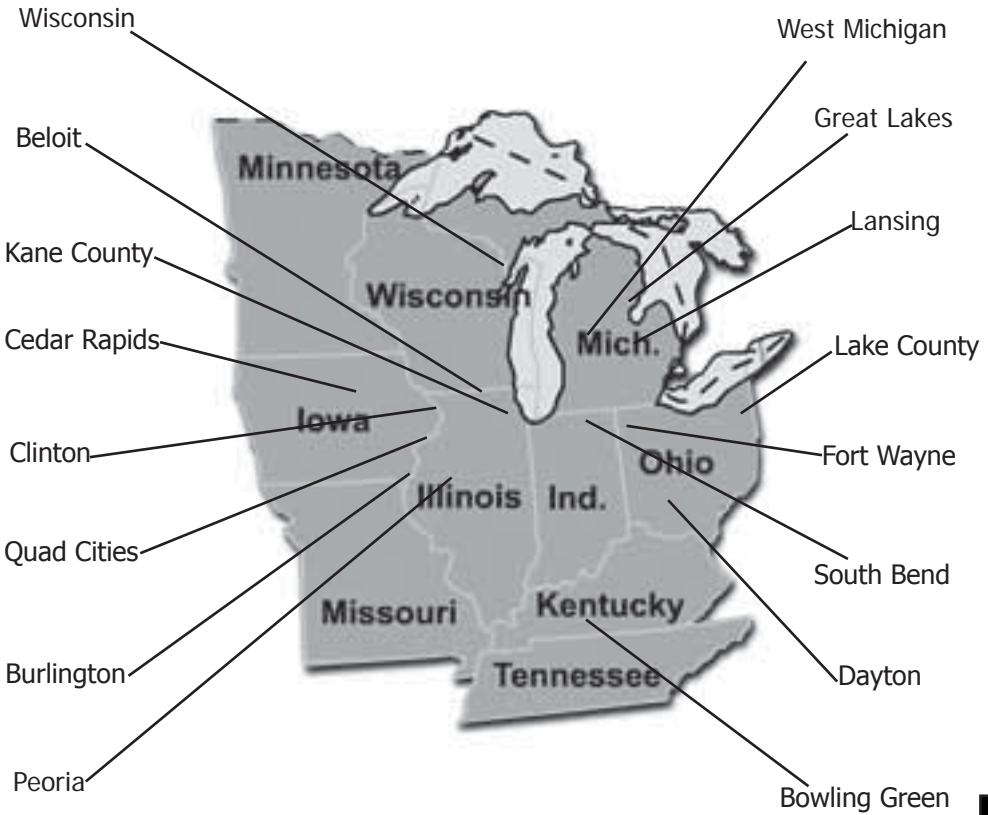
Midwest League

Houston Astros

Media



MIDWEST LEAGUE MAP



Team Information
 River Bandits
 Review
 Record Book
 Midwest League
 Houston Astros
 Media

2013 MIDWEST LEAGUE MILEAGE CHART

	BEL	BUR	CR	CLIN	KC	PEO	QC	WIS	BG	DAY	FW	GL	LC	LAN	SB	WM
BEL	-----	215	168	114	75	155	150	150	505	389	260	384	458	316	193	280
BUR	215	-----	100	120	215	100	76	350	507	427	375	500	577	435	305	400
CR	168	100	-----	84	215	178	80	274	573	510	390	550	592	450	320	412
CLI	114	120	84	-----	114	116	40	260	550	428	300	425	502	360	230	320
KC	75	215	215	114	-----	153	144	200	442	326	200	323	394	255	125	220
PEO	155	100	178	116	153	-----	100	300	436	329	260	424	500	356	230	320
QC	150	76	80	40	144	100	-----	272	536	430	320	450	512	370	245	335
WIS	150	350	274	260	200	300	272	-----	600	484	354	479	554	410	288	378
BG	505	507	573	550	442	436	536	600	-----	262	344	554	472	475	368	525
DAY	389	427	510	428	326	329	430	484	262	-----	127	307	227	260	244	328
FW	260	375	390	300	200	260	320	354	344	127	-----	213	243	135	90	180
GL	384	500	550	425	323	424	450	479	554	307	213	-----	295	80	224	104
LC	458	577	592	502	394	500	512	554	472	227	243	295	-----	248	273	320
LAN	316	435	450	360	255	356	370	410	475	260	135	80	248	-----	155	70
SB	193	305	320	230	125	230	245	288	368	244	90	224	273	155	-----	121
WM	280	400	412	320	220	320	335	378	525	328	180	104	320	70	121	-----



Team Information

River Bandits

Review

Record Book

Midwest League

Houston Astros

Media



NATIONAL BASEBALL HALL OF FAME AND MUSEUM

25 Main Street, Cooperstown, New York 13326
Phone: (607) 547-7200 Fax: (607) 547-2044
Public Relations: (607) 547-0215
e-mail address: info@baseballhall.org
Web site: baseballhall.org

Summer Hours: Memorial Day Weekend - Labor Day Weekend: 9 a.m. to 9 p.m.
Regular Hours: 9 a.m. to 5 p.m.
Holiday Closings: Thanksgiving Day, Christmas Day, and New Year's Day.

DIRECTORY: Jane Forbes Clark (Chairman), Joe Morgan (Vice Chairman), Jeff Idelson (President), Bill Haase (Senior Vice President), Sean Gahagan (Vice President, Retail Merchandising & Licensing), Erik Strohl (Senior Director of Exhibitions and Collections), Ken Meifert (Senior Director, Development)
RESEARCH AND LIBRARY CONTACTS: Jim Gates (Librarian), Tim Wiles (Research Director), Pat Kelly (Photo Archivist)
PR CONTACTS: Brad Horn (Senior Director, Communications & Education) and Craig Muder (Communications Director)

HALL OF FAME WEEKEND 2013: July 26-29
Inductees: Hank O'Day, Jacob Ruppert and Deacon White
Awards: Sat. July 27, 4:30 p.m. ET, Doubleday Field
Induction: Sun. July 28, 1:30 p.m. ET, Clark Sports Center

HALL OF FAME CLASSIC 2013: May 25-26
Legends Game and Special Events
Game: Sat. May 25, Doubleday Field
For more information, visit baseballhall.org

NOTABLE MINOR LEAGUE ARTIFACTS IN COOPERSTOWN

- Spikes worn by Reds prospect Billy Hamilton when he stole his 146th base of the season on Aug. 21 for the Pensacola Blue Wahoos, setting a new professional single-season record.
- A's prospect Grant Green's bat from his MVP performance at the 2011 All-Star Futures Game.
- Bat used by Team Canada's Jimmy Van Ostrand during the 2009 Baseball World Cup and bat used by Team USA's Justin Smoak, the World Cup MVP.
- Bat used by 2009 Futures Game MVP Rene Tosoni of the Minnesota Twins and his Team Canada batting gloves from the 2009 Baseball World Cup.
- Equipment bag and glove used as props from the 2008 movie "Sugar" about a minor league prospect from the Dominican.
- Ball from Oneonta Tigers Guillermo Moscoso's perfect game against the Batavia Muckdogs in the NY-Penn. League on July 15, 2007.
- Bat used by 2006 All-Star Futures Game MVP Billy Butler of the Royals.
- Cap, jersey and ball from Alaska Leagues' 100th anniversary, June 21, 2005.
- Bat used in the 2002 All-Star Futures Game by MVP Jose Reyes.
- Signed ball from Duluth Dukes pitcher Ila Borders' first win (July 24, 1998); the first woman to win a professional game.
- Ball from the 1997 All-Star Futures Game, signed by MVP Alfonso Soriano.
- Cap and ball from Fayetteville Generals pitcher Scott Gardner, who recorded five strikeouts in one inning on Aug. 7, 1995.
- Bat used by Michael Jordan as a member of the Birmingham Barons in the Florida Instructional League, 1994.
- Ball and ticket from Aug. 6, 1983 triple-header between the Durham Bulls and Hagerstown Suns.
- Ball from 37-inning game between the Rochester Red Wings and Pawtucket Red Sox – the longest in baseball history -- begun April 18, 1981 and continued on June 23, 1981.
- Ball from Fresno Giants pitcher Masanori Murakami's first win (April 24, 1964); as the first Asian to win a game in American professional baseball.
- Montreal Royals cap worn by Hall of Famer Jackie Robinson in 1946, his first season in the Dodgers organization.
- Ball from the minor league All-Star Game at Doubleday Field on July 9, 1939.



Spikes worn by Billy Hamilton when he set the all-time pro stolen base record.

A LOOK AHEAD TO 2014

Ballots for the 2014 Hall of Fame/BBWAA election will be distributed in early December with results from the voting scheduled to be announced in January 2014. A partial list of first-year candidates for election include: Moises Alou, Eric Gagne, Tom Glavine, Greg Maddux, Mike Mussina, Hideo Nomo, Jeff Kent and Frank Thomas. Historical information on past BBWAA elections and the election process can be accessed at www.baseballhall.org or by contacting the Hall of Fame Public Relations department.

CONNECT TO COOPERSTOWN

- For up-to-the-minute news from Cooperstown, visit at www.baseballhall.org. Stay up-to-date on all the activity at the Hall of Fame's official site and through social networking on Facebook, Instagram, Twitter and YouTube.
- If you would like to receive interesting stories and timely news items direct from the Hall of Fame and get the inside track on the latest happenings in Cooperstown, sign up for *Inside Pitch*. There's no cost to receive our weekly electronic newsletter in your e-mail box at home or work and it's easy to enroll: Just log on to www.hofclubhouse.com.
- If you have an interest in receiving *Around The Horn*, the Hall's monthly media newsletter, please send an e-mail to info@baseballhall.org. Be sure to include your name, name of organization and e-mail address.

RESEARCH ASSISTANCE

The Hall of Fame is pleased to provide assistance in baseball research and members of the media are encouraged to utilize this valuable baseball resource whenever necessary by calling the Public Relations department at (607) 547-0215, or the Library Reference desk at (607) 547-0330.

Houston Astros
Organization





Houston Astros Affiliates



Minute Maid Park
501 Crawford St.
Houston, TX 77002
Telephone: (713) 259-8000
www.astros.com

Team Information

River Bandits

Review

Record Book

Midwest League

Houston Astros

Media

EXECUTIVE OFFICERS

Owner & Chairman	Jim Crane
President & Chief Executive Officer	George Postolos
Senior Vice President, Premium Sponsorships	Jamie Hildreth
Vice President, Building Operations	Bobby Forrest
Vice President, Finance	Doug Seckel
Vice President, Foundation Development	Marian Harper
Vice President, Human Resources	Larry Stokes
Vice President, Corporate Partnerships	Matt Brand
Vice President & General Manager, Building Operations	Marcel Braithwaite
Vice President, Special Events	Kala Sorenson
Vice President, Ticket Sales & Service	Jason Howard
Executive Director, Foundation Development & VP, Community Affairs	Meg Vaillancourt
Executive Assistant	Eileen Colgin
Special Advisor to Chairman	Pam Gardner

BASEBALL OPERATIONS DEPARTMENT

General Manager	Jeff Luhnow
Assistant General Manager	David Stearns
Special Assistants to the General Manager	Craig Biggio & Enos Cabell
Director of Player Development	Quinton McCrackin
Director of Decision Sciences	Sig Mejdal
Director of Amateur Scouting	Mike Elias
Director of International	Oz Ocampo
Coordinator of Pro Scouting	Kevin Goldstein
Coordinator of Baseball Operations	Stephanie Wilka
Director of Florida Operations	Jay Edmiston
Assistant Director of Player Development	Allen Rowin
Manager of Team Operations	Dan O'Neill
Analyst	Mike Fast
Senior Technical Architect	Ryan Hallahan
Analytics Developer	Darren DeFreeuw
Coordinator of Amateur Scouting	Paul Cusick
Video Coordinator	Jim Summers
Baseball Operations Assistant	Pete Putila

COACHING STAFF

Field Manager	Bo Porter
Pitching Coach	Doug Brocaill
Hitting Coach	John Mallee
First-Base Coach	Dave Clark
Third-Base Coach	Dave Trembley
Bench Coach	Eduardo Perez
Bullpen Coach	Dennis Martinez
Advance Scouting/Assistant Hitting Coach	Dan Radison

MEDIA RELATIONS	(713) 259-8900
Senior Director of Media Relations	Gene Dias (gdiyas@astros.com)
Media Relations Manager	Steve Grande (sgrande@astros.com)
Media Relations Manager	Dena Propis
Media Relations Coordinator	Chris Peixoto

Astros Affiliates



2013 HOUSTON ASTROS 40-MAN ROSTER

#	PITCHERS	B/T	Ht	Wt	DOB	2012 CLUB(S)
62	Hector Ambriz	L/R	6-2	235	05/24/84	Oklahoma City (AAA)
63	Xavier Cedeno	L/L	6-1	205	08/26/86	HOUSTON, Oklahoma City (AAA)
68	Jose Cisneros	R/R	6-3	230	04/11/89	Oklahoma City (AAA), Corpus Christi (AA)
72	Paul Clemens	R/R	6-4	195	02/14/88	Oklahoma City (AAA), Corpus Christi (AA)
48	Jarred Cosart	R/R	6-3	180	05/25/90	Oklahoma City (AAA), Corpus Christi (AA)
55	Rhiner Cruz	R/R	6-2	215	11/01/86	HOUSTON, Oklahoma City (AAA)
19	Sam Demel	R/R	6-0	205	10/23/85	ARIZONA, Reno (AAA)
39	John Ely	R/R	6-2	200	05/13/86	LOS ANGELES (NL), Albuquerque (AAA)
50	Josh Fields	R/R	6-0	180	08/19/85	Pawtucket (AAA), Portland (AA)
64	Lucas Harrell	S/R	6-2	210	06/03/85	HOUSTON
59	Phillip Humber	R/R	6-3	210	12/21/82	CHICAGO (AL), Charlotte (AAA), Birmingham (AA)
60	Dallas Keuchel	L/L	6-3	200	01/01/88	HOUSTON, Oklahoma City (AAA)
80	Chia-Jen Lo	R/R	5-11	190	04/07/86	Lancaster (A-Adv), GCL Astros (R)
18	Jordan Lyles	R/R	6-4	215	10/19/90	HOUSTON, Oklahoma City (AAA)
20	Bud Norris	R/R	6-0	220	03/02/85	HOUSTON, Oklahoma City (AAA)
65	Brett Oberholtzer	L/L	6-1	235	07/01/89	Oklahoma City (AAA), Corpus Christi (AA)
99	Rudy Owens	L/L	6-3	230	12/18/87	Indianapolis (AAA), Oklahoma City (AAA)
43	Brad Peacock	R/R	6-1	175	02/02/88	Did Not Play (due to injury)
61	Ross Seaton	L/R	6-4	200	09/18/89	Oklahoma City (AAA), Corpus Christi (AA)
41	Jose Veras	R/R	6-6	240	10/20/80	MILWAUKEE
36	Alex White	R/R	6-3	215	08/29/88	COLORADO, Colorado Springs (AAA)
53	Wesley Wright	R-L	5-11	185	01/28/85	HOUSTON
#	Catchers	B/T	Ht	Wt	DOB	2012 CLUB(S)
15	Jason Castro	L/R	6-3	215	06/18/87	HOUSTON, Oklahoma City (AAA), Corpus Christi (AA)
22	Carlos Corporan	S/R	6-2	230	01/07/84	HOUSTON, Oklahoma City (AAA)
#	Infielders	B/T	Ht	Wt	DOB	2012 CLUB(S)
27	Jose Altuve	R/R	5-5	175	05/06/90	HOUSTON
28	Chris Carter	R/R	6-4	245	12/18/86	OAKLAND, Sacramento (AAA)
13	Ronny Cedeno	R/R	6-0	195	02/02/83	NEW YORK (N.L.), St. Lucie (A-Adv), Buffalo (AAA)
30	Matt Dominguez	R/R	6-1	215	08/28/89	HOUSTON, Oklahoma City (AAA), New Orleans (AAA)
10	Jake Elmore	R/R	5-9	185	06/15/87	ARIZONA, Reno (AAA)
56	Nate Freiman	R/R	6-8	250	12/31/86	San Antonio (AA)
9	Marwin Gonzalez	S/R	6-1	210	03/14/89	HOUSTON, Oklahoma City (AAA)
12	Carlos Pena	L/L	6-2	225	05/17/78	TAMPA BAY
76	Jonathan Villar	S/R	6-1	195	05/02/91	Corpus Christi
29	Brett Wallace	L/R	6-2	235	08/26/86	HOUSTON, Oklahoma City (AAA)
#	Outfielders	B/T	Ht	Wt	DOB	2012 CLUB(S)
2	Brandon Barnes	R/R	6-2	205	05/15/86	HOUSTON, Oklahoma City (AAA), Corpus Christi (AA)
78	Robbie Grossman	S/L	6-0	205	09/16/89	Corpus Christi (AA), Altoona (AA)
21	Fernando Martinez	L/R	6-1	210	10/10/88	HOUSTON, Oklahoma City (AAA)
14	J.D. Martinez	R/R	6-3	220	08/21/87	HOUSTON, Oklahoma City (AAA)
44	Justin Maxwell	R/R	6-5	220	11/06/83	HOUSTON, Oklahoma City (AAA), Corpus Christi (AA)
38	Jimmy Paredes	S/R	6-3	200	11/25/88	HOUSTON, Oklahoma City (AAA)

Bold indicates former River Bandits

Roster current as of March 27, 2013

Team Information

River Bandits

Review

Record Book

Midwest League

Houston Astros

Media



Houston Astros Affiliates

HOUSTON ASTROS - FINAL 2012 STATISTICS

Team Information

BATTING

BATTERS	AVG	G	AB	R	H	2B	3B	HR	RBI	TB	BB	SO	SB	CS	OBP	SLG	OPS	E
Altuve, Jose	.290	147	576	80	167	34	4	7	37	230	40	74	33	11	.340	.399	.740	11
Barnes, Brandon	.204	43	98	8	20	3	0	1	7	26	5	29	1	1	.250	.265	.515	0
Bixler, Brian	.193	36	88	11	17	6	0	2	7	29	7	36	3	0	.253	.330	.582	0
Bogusevic, Brian	.203	146	355	39	72	9	2	7	28	106	41	96	15	4	.297	.299	.596	5
Buck, Travis	.216	33	74	7	16	5	1	0	6	23	6	18	0	0	.284	.311	.595	1
Castro, Jason	.257	87	257	29	66	15	2	6	29	103	31	61	0	0	.334	.401	.735	6
Corporan, Carlos	.269	27	78	5	21	2	0	4	13	35	4	19	0	1	.310	.449	.758	2
Dominguez, Matt	.284	31	109	14	31	2	2	5	16	52	4	17	0	0	.310	.477	.787	1
Downs, Matt	.202	91	178	15	36	4	1	8	16	66	8	38	2	4	.253	.371	.623	6
Francisco, Ben	.247	31	85	5	21	4	0	2	5	31	5	23	0	0	.289	.365	.654	1
Gonzalez, Marwin	.234	80	205	21	48	13	0	2	12	67	13	29	3	3	.280	.327	.607	5
Greene, Tyler	.246	39	126	18	31	6	0	7	11	58	6	39	3	2	.278	.460	.739	6
Johnson, Chris	.279	92	341	36	95	21	3	8	41	146	23	92	4	1	.329	.428	.757	13
Laird, Brandon	.257	17	35	2	9	1	0	1	4	13	2	8	0	0	.297	.371	.669	1
Lee, Carlos	.287	66	258	24	74	15	1	5	29	106	19	17	0	0	.336	.411	.747	3
Lowrie, Jed	.244	97	340	43	83	18	0	16	42	149	43	65	2	0	.331	.438	.769	8
Martinez, Fernando	.237	41	118	12	28	7	1	6	14	55	6	34	0	1	.300	.466	.766	0
Martinez, J.D.	.241	113	395	34	95	14	3	11	55	148	40	96	0	2	.311	.375	.685	2
Maxwell, Justin	.229	124	315	46	72	13	3	18	53	145	32	114	9	4	.304	.460	.764	2
Moore, Scott	.259	72	201	23	52	11	0	9	26	90	16	56	0	1	.330	.448	.778	6
Paredes, Jimmy	.189	24	74	7	14	1	1	0	3	17	6	21	2	1	.244	.230	.474	5
Pearce, Steve	.254	21	63	2	16	4	1	0	8	22	7	16	1	1	.347	.349	.696	1
Schafer, Jordan	.211	106	313	40	66	10	2	4	23	92	36	106	27	9	.297	.294	.591	2
Snyder, Chris	.176	76	221	23	39	8	0	7	24	68	33	70	0	0	.295	.308	.602	4
Wallace, Brett	.253	66	229	24	58	10	1	9	24	97	18	73	0	0	.323	.424	.746	9
Team Total	.236	162	5407	583	1276	238	28	146	545	2008	463	1365	105	46	.302	.371	.673	118

River Bandits

Review

Record Book

PITCHING

PITCHERS	W	L	ERA	G	GS	CG	SHO	SV	SVO	IP	H	R	ER	HR	HB	BB	SO	WP	AVG
Abad, Fernando	0	6	5.09	37	6	0	0	0	0	46.0	57	27	26	6	3	19	38	4	.311
Ambriz, Hector	1	1	4.19	18	0	0	0	0	0	19.1	14	9	9	0	2	11	22	4	.206
Bogusevic, Brian	0	0	18.00	1	0	0	0	0	0	1.0	3	2	2	1	0	0	0	0	.429
Carpenter, David	0	2	6.07	30	0	0	0	0	1	29.2	43	21	20	4	1	14	27	2	.341
Cedeno, Xavier	0	1	3.77	44	0	0	0	1	3	31.0	30	15	13	3	1	14	36	3	.254
Cordero, Francisco	0	3	19.80	6	0	0	0	0	3	5.0	13	11	11	2	1	4	5	1	.481
Cruz, Rhiner	1	1	6.05	52	0	0	0	0	1	55.0	65	38	37	8	2	29	46	3	.297
Del Rosario, Enerio	0	0	9.00	19	0	0	0	0	0	19.0	34	21	19	1	2	7	11	0	.395
Fick, Chuckie	0	1	4.30	18	0	0	0	0	0	23.0	24	13	11	4	2	17	17	4	.286
Galarraga, Armando	0	4	6.75	5	5	0	0	0	0	24.0	28	20	18	6	2	18	17	1	.286
Gonzalez, Edgar	3	1	5.04	6	6	0	0	0	0	25.0	23	14	14	3	0	8	18	1	.240
Happ, J.A.	7	9	4.83	18	18	0	0	0	0	104.1	112	58	56	17	1	39	98	5	.275
Harrell, Lucas	11	11	3.76	32	32	1	1	0	0	193.2	185	90	81	13	1	78	140	10	.253
Keuchel, Dallas	3	8	5.27	16	16	1	0	0	0	85.1	93	56	50	14	1	39	38	2	.286
Lopez, Wilton	6	3	2.17	64	0	0	0	10	13	66.1	61	18	16	4	2	8	54	1	.250
Lyles, Jordan	5	12	5.09	25	25	1	1	0	0	141.1	159	97	80	20	5	42	99	2	.279
Lyon, Brandon	0	2	3.25	37	0	0	0	0	2	36.0	37	13	13	3	2	11	35	5	.262
Myers, Brett	0	4	3.52	35	0	0	0	19	21	30.2	35	17	12	4	2	6	20	1	.285
Norris, Bud	7	13	4.65	29	29	0	0	0	0	168.1	165	90	87	23	8	66	165	8	.254
Rodriguez, Aneurys	0	0	3.00	1	1	0	0	0	0	6.0	2	2	2	2	0	2	6	0	.105
Rodriguez, Fernando	2	10	5.37	71	0	0	0	0	4	70.1	68	45	42	10	1	34	78	10	.252
Rodriguez, Wandy	7	9	3.79	21	21	0	0	0	0	130.2	134	66	55	13	2	32	89	5	.260
Storey, Mickey	0	1	3.86	26	0	0	0	0	0	30.1	27	14	13	2	1	10	34	0	.237
Valdez, Jose	0	0	2.25	12	0	0	0	0	0	12.0	12	4	3	1	0	8	10	1	.261
Weiland, Kyle	0	3	6.62	3	3	0	0	0	0	17.2	24	13	13	5	0	7	13	1	.333
Wright, Wesley	2	2	3.27	77	0	0	0	1	2	52.1	45	20	19	4	6	17	54	1	.226
Team Total	55	107	4.56	162	162	3	11	31	50	1423.1	1493	794	721	173	48	540	1170	75	.270

Midwest League

Houston Astros

Media

Houston Astros Affiliates



2012 HOUSTON ASTROS FIRST-YEAR DRAFT PICKS

Name	Pos	B/T	Ht	Wt	DOB	Round	Pick #	Signed
Carlos Correa	SS	R / R	6' 4"	190	09/22/1994	1	1	06/07/2012
Lance McCullers	RHP	L / R	6' 1"	190	10/02/1993	CA	41	06/18/2012
Nolan Fontana	SS	L / R	5' 11"	190	06/06/1991	2	61	06/26/2012
Brady Rodgers	RHP	R / R	6' 2"	187	09/17/1990	3	96	06/06/2012
Rio Ruiz	3B	L / R	6' 1"	180	05/22/1994	4	129	06/25/2012
Andrew Aplin	CF	L / L	6' 0"	190	03/21/1991	5	159	06/08/2012
Brett Phillips	CF	L / R	6' 0"	175	05/30/1994	6	189	06/13/2012
Preston Tucker	OF	L / L	6' 0"	217	07/06/1990	7	219	07/13/2012
Tyler Heineman	C	S / R	5' 11"	205	06/19/1991	8	249	06/22/2012
Daniel Minor	RHP	R / R	5' 11"	188	02/09/1991	9	279	06/09/2012
Joe Bircher	LHP	L / L	6' 4"	205	03/27/1990	10	309	06/13/2012
Hunter Virant	LHP	L / R	6' 3"	175	01/22/1994	11	339	Unsigned
Terrell Joyce	LF	R / R	6' 3"	230	05/29/1992	12	369	06/08/2012
Brian Holmes	LHP	L / L	6' 4"	205	01/30/1991	13	399	06/08/2012
Joe Sclafani	SS	S / R	5' 9"	185	04/22/1990	14	429	06/08/2012
Erick Gonzalez	RHP	R / R	6' 1"	175	01/10/1992	15	459	06/08/2012
Dan Gulbransen	LF	L / L	5' 11"	205	01/05/1991	16	489	06/09/2012
Aaron West	RHP	R / R	6' 1"	195	06/01/1990	17	519	06/09/2012
Ricky Gingras	C	L / R	6' 2"	205	10/18/1990	18	549	06/08/2012
Austin Elkins	2B	S / R	5' 11"	185	12/21/1990	19	579	06/09/2012
Michael Clark	LHP	L / L	6' 3"	175	06/11/1991	20	609	Unsigned
Marc Wik	CF	L / R	5' 11"	195	07/18/1992	21	639	06/13/2012
Kenny Long	LHP	L / L	6' 1"	155	01/28/1989	22	669	06/13/2012
Travis Ballew	RHP	R / R	6' 0"	160	05/01/1991	23	699	06/13/2012
Patrick Blair	SS	R / R	5' 10"	180	10/01/1991	24	729	Unsigned
Ryan Dineen	SS	L / R	6' 2"	205	03/02/1991	25	759	06/13/2012
C.J. Hinojosa	SS	R / R	5' 11"	175	07/15/1994	26	789	Unsigned
Tanner Mathis	CF	L / L	5' 11"	180	06/27/1991	27	819	Unsigned
Angel Ibanez	3B	L / R	6' 2"	220	09/10/1990	28	849	06/09/2012
Christian Garcia	RHP	R / R	6' 2"	175	09/24/1991	29	879	06/09/2012
John Neely	RHP	R / R	6' 2"	195	07/09/1990	30	909	06/08/2012
MP Cokinos	C	R / R	6' 2"	215	06/18/1990	31	939	06/08/2012
Tyler Manez	LHP	L / L	6' 3"	180	01/01/1994	32	969	Unsigned
Mike Hauschild	RHP	R / R	6' 3"	210	01/22/1990	33	999	06/17/2012
Jordan Jankowski	RHP	R / R	6' 1"	210	05/17/1989	34	1029	06/09/2012
James Sinatro	C	R / R	5' 10"	185	09/03/1993	35	1059	Unsigned
Michael Martinez	1B	R / R	6' 0"	215	12/05/1989	36	1089	06/17/2012
Michael Dimock	RHP	R / R	6' 2"	194	10/26/1989	37	1119	06/09/2012
Zachary Remillard	3B	R / R	6' 1"	200	02/21/1994	38	1149	Unsigned
Mitchell Traver	RHP	R / R	6' 7"	240	05/03/1994	39	1179	Unsigned
Joseph Shaw	RHP	R / R	6' 5"	215	12/20/1993	40	1209	Unsigned

Bold indicates signed players

Team Information

River Bandits

Review

Record Book

Midwest League

Houston Astros

Media

Houston Astros Affiliates

OKLAHOMA CITY REDHAWKS



Class AAA
Pacific Coast League
 Chickasaw Bricktown Ballpark
 2 South Mickey Mantle Drive
 Oklahoma City, OK 73104
 Phone: (405) 218-1000
 Fax: (405) 218-1001

www.okcredhawks.com

Astros affiliate since: 2011

2013 season: 140 games, opens April 4

2013 COACHING STAFF/TEAM PERSONNEL

Manager **Tony DeFrancesco**
Pitching Coach **Steve Webber**
Hitting Coach **Leon Roberts**
Specialist (Infield)..... **Tom Lawless**
Trainer **Mike Freer**
Strength Coach..... **Alex Pounds**
General Manager **Michael Brynes**
Media Contact **Alex Freedman**
Alex.Freedman@OKCRedHawks.com

Despite winning eight of their last nine, the RedHawks could not overcome the Albuquerque Isotopes for tops in the Pacific Coast League American Southern Division, falling out of contention on Sept. 2. The RedHawks had the best record of any team to miss the PCL playoffs.

Even though unaffiliated with Quad Cities before 2013, the RedHawks had three former River Bandits appear in Oklahoma City and Houston in 2012. Right-hander **Chuckie Fick** (2009 River Bandit) made five relief appearances for Oklahoma City, going 1-1 with one save in 3.2 innings. In two Triple-A stints, right-hander **David Carpenter** (2009) was 1-0 with three saves and a 2.08 ERA (2 ER/8.2 IP) in seven relief outings. Infielder **Brett Wallace** (2008) began the season with the RedHawks and hit .300 (93-for-310) with 16 homers and 57 RBI in 86 games before his call up to Houston July 29.

Jimmy Paredes finished second in the PCL in stolen bases (37), third in hits (161), fourth in runs scored (92) and total bases (242). Veteran first baseman **Mike Hessman** belted 35 homers to lead the league, and the RedHawks finished fifth in the league with 147 long balls. Hessman, Paredes and catcher **Landon Powell** at the 2012 Triple-A All-Star Game in Buffalo, N.Y.

Right-hander **Jose Valdez** ranked third in the league with 21 saves and fifth with 36 games finished.

Named interim Houston manager Aug. 19, **Tony DeFrancesco** guided the Astros to a 16-25 mark in 41 games, including a 15-15 finish. This season will be his 18th as a minor league manager.

2012 OKLAHOMA CITY REDHAWKS

PACIFIC COAST LEAGUE STANDINGS

American South Division	W	L	PCT	GB
Albuquerque *	80	64	.556	-
Oklahoma City	78	65	.545	1.5
New Orleans	73	67	.521	5.0
Iowa	69	75	.479	11.0

* **Division Winner**

2012 PLAYOFFS

Did not make Playoffs

2012 TEAM LEADERS

(** Led league, # Tied league lead)
 (***)Min. 2.7 PA/league game or 70 IP)

AVG***:	.320	Angel Sanchez
HR:	35**	Mike Hessman
RBI:	78	Mike Hessman
RUNS:	92	Jimmy Paredes
HITS:	161	Jimmy Paredes
2B:	28	Jimmy Paredes
3B:	7	Jimmy Paredes
SB:	37	Jimmy Paredes
GAMES:	124	Jimmy Paredes

W:	8	Paul Clemens
L:	8	Paul Clemens
SV:	21	Jose Valdez
ERA***:	3.90	Dallas Keuchel
IP:	101.2	Paul Clemens
SO:	75	Aneury Rodriguez
GAMES:	46	Jose Valdez
CG:	2	Dallas Keuchel

Houston Astros Affiliates



OKLAHOMA CITY REDHAWKS - FINAL 2012 STATISTICS

BATTING

BATTERS	AVG	G	AB	R	H	2B	3B	HR	RBI	TB	BB	SO	SB	CS	OBP	SLG	OPS	E
Barnes, Brandon	.323	62	235	51	76	19	1	5	38	112	23	49	14	4	.383	.477	.860	3
Bixler, Brian	.269	75	249	43	67	12	1	3	19	90	27	59	11	2	.346	.361	.708	8
Buck, Travis	.359	22	64	9	23	4	0	1	6	30	5	8	0	0	.414	.469	.883	0
Corporan, Carlos	.286	68	206	35	59	15	0	6	31	92	15	46	2	0	.349	.447	.796	1
DeLome, Collin	.176	10	17	2	3	1	0	0	0	4	2	5	1	0	.300	.235	.535	1
Dominguez, Matt	.298	45	161	21	48	10	0	2	23	64	11	21	0	0	.347	.398	.744	6
Downs, Matt	.267	24	90	14	24	2	0	3	15	35	8	20	3	2	.343	.389	.732	3
Goebbert, Jake	.133	16	30	2	4	1	0	0	1	5	5	7	0	0	.257	.167	.424	0
Gonzalez, Marwin	.333	13	39	2	13	4	0	1	10	20	3	7	0	0	.395	.513	.908	2
Hernandez, Diory	.159	32	44	5	7	0	0	0	2	7	4	13	1	1	.240	.159	.399	1
* Hessman, Mike	.231	123	441	73	102	19	0	35	78	226	40	136	0	1	.301	.512	.813	4
Krauss, Marc	.123	22	57	3	7	0	0	0	2	7	6	20	1	1	.203	.123	.326	0
Kreke, Jordan	.273	21	44	9	12	3	1	0	3	17	2	8	1	0	.347	.386	.733	2
Martinez, Fernando	.314	90	341	55	107	23	2	13	62	173	24	85	1	2	.367	.507	.875	2
Martinez, J.D.	.233	23	90	6	21	6	0	0	4	27	4	17	0	1	.263	.300	.563	0
Martinez, Jose	.205	23	73	5	15	2	1	0	9	19	4	9	2	0	.272	.260	.532	2
Moore, Scott	.318	73	245	47	78	26	1	10	54	136	35	51	3	3	.410	.555	.965	4
*# Paredes, Jimmy	.318	124	507	92	161	28	7	13	59	242	22	101	37	10	.348	.477	.826	21
* Powell, Landon	.251	79	239	35	60	6	0	8	38	90	36	56	0	0	.353	.377	.729	4
Ruggiano, Justin	.325	39	117	21	38	13	1	5	29	68	18	24	5	3	.409	.581	.990	1
Sanchez, Angel	.320	107	344	48	110	13	1	5	45	140	40	25	7	3	.390	.407	.797	16
Schuck, J.B.	.298	115	315	49	94	11	3	0	33	111	39	20	12	8	.374	.352	.726	2
Snyder, Brad	.304	122	362	65	110	23	3	20	66	199	40	108	16	10	.375	.550	.925	4
Wallace, Brett	.300	86	310	54	93	16	0	16	57	157	27	87	0	1	.379	.506	.885	15
Wallace, Chris	.270	15	37	4	10	3	0	0	7	13	5	9	0	0	.357	.351	.708	1
Others	.212	25	66	5	14	2	0	1	7	19	6	15	2	0	.284	.288	.572	1
Team Total	.282	143	4898	764	1379	264	22	147	710	2128	456	1081	119	52	.349	.434	.783	121

PITCHING

PITCHERS	W	L	ERA	G	GS	CG	SHO	S	V	S	V	SO	IP	H	R	ER	HR	HB	BB	SO	WP	AVG
Abad, Fernando	2	0	3.90	13	3	0	0	2	4	27.2	33	12	12	3	1	7	28	0	.303			
Abreu, Juan	2	3	7.09	38	0	0	0	5	6	45.2	46	37	36	12	3	34	54	2	.264			
Ambriz, Hector	1	1	3.33	18	0	0	0	2	2	24.1	28	9	9	1	1	11	18	1	.304			
Aristil, Jonnathan	0	0	6.75	21	0	0	0	0	0	29.1	38	24	22	5	2	11	26	5	.322			
Bass, Brian	2	5	5.56	17	13	0	0	0	0	77.2	105	59	48	9	6	34	46	7	.326			
Buchanan, Jake	0	1	10.13	3	1	0	0	0	0	8.0	17	10	9	1	0	5	5	1	.459			
Carpenter, David	1	0	2.08	7	0	0	0	3	3	8.2	7	2	2	1	0	0	6	0	.212			
Cedeno, Xavier	2	0	2.28	22	0	0	0	1	4	27.2	27	16	7	0	2	9	25	1	.250			
Cisnero, Jose	4	1	4.54	8	8	0	0	0	0	39.2	52	23	20	1	3	18	32	1	.329			
Clemens, Paul	8	8	6.73	20	20	0	0	0	0	101.2	145	82	76	16	2	32	68	4	.341			
Cosart, Jarred	1	2	2.60	6	5	0	0	0	0	27.2	26	10	8	0	1	13	24	3	.250			
Del Rosario, Enerio	4	1	5.01	36	0	0	0	1	4	41.1	43	25	23	5	2	20	18	3	.265			
Fick, Chuckie	1	1	9.82	5	0	0	0	1	1	3.2	3	4	4	0	1	2	3	0	.231			
Flores, Adalberto	6	1	7.54	37	0	0	0	2	45.1	61	39	38	10	4	21	33	2	.326				
Galarraga, Armando	3	2	4.12	9	9	0	0	0	0	43.2	37	20	20	7	4	18	31	3	.226			
Hamburger, Mark	1	1	4.71	17	0	0	0	0	3	21.0	21	12	11	2	1	12	15	1	.256			
Hicks, Chris	0	0	5.14	6	0	0	0	0	0	7.0	9	4	4	0	0	2	10	0	.321			
Keuchel, Dallas	6	4	3.90	16	16	2	1	0	0	92.1	92	46	40	5	0	20	50	1	.264			
Lyles, Jordan	5	0	3.54	7	7	0	0	0	0	40.2	41	16	16	2	6	8	33	1	.272			
Mock, Garrett	0	0	5.54	12	0	0	0	1	1	13.0	15	8	8	1	0	5	15	1	.300			
Musick, Wes	1	2	3.64	6	6	0	0	0	0	29.2	32	15	12	1	0	9	15	0	.278			
Oberholtzer, Brett	5	7	4.52	15	15	0	0	0	0	89.2	105	48	45	13	2	19	69	3	.292			
Owens, Rudy	2	3	4.34	8	8	0	0	0	0	45.2	43	23	22	7	4	14	23	2	.243			
Perez, Sergio	4	2	4.54	40	4	0	0	0	1	75.1	79	41	38	8	3	37	59	3	.274			
Rodriguez, Aneury	4	7	6.60	29	13	0	0	0	1	92.2	130	71	68	10	1	44	75	7	.336			
Sanchez, Brian	2	3	6.57	12	0	0	0	0	4	12.1	16	9	9	3	0	2	10	0	.302			
Seaton, Ross	0	1	3.09	4	4	0	0	0	0	23.1	24	11	8	2	2	7	11	0	.258			
Sosa, Henry	2	0	5.12	6	6	0	0	0	0	31.2	37	21	18	2	0	10	21	0	.287			
Storey, Mickey	7	4	3.05	38	2	0	0	2	2	65.0	62	24	22	8	3	14	72	3	.248			
Valdez, Jose	0	5	4.95	46	0	0	0	21	23	43.2	53	27	24	5	1	12	59	6	.282			
Others	2	0	2.66	9	3	0	0	0	0	23.2	14	10	7	4	2	7	20	1	.146			
Team Total	78	65	4.89	143	143	2	5	39	61	1258.2	1441	758	684	144	57	457	974	62	.289			

* Denotes Pacific Coast League Midseason All-Star

Denotes team Most Valuable Player

Team Information

River Bandits

Review

Record Book

Midwest League

Houston Astros

Media



Houston Astros Affiliates

CORPUS CHRISTI HOOKS



Class AA

Texas League

Whataburger Field

734 East Port Ave.

Corpus Christi, TX 78401

Phone: (361) 561-4665

Fax: (361) 561-4666

www.cchooks.com

Astros affiliate since: 2005

2013 season: 140 games, opens April 4

Team Information

River Bandits

Review

Record Book

Midwest League

Houston Astros

Media

2013 COACHING STAFF/TEAM PERSONNEL

Manager Keith Bodie
Pitching Coach Gary Ruby
Hitting Coach Tim Garland
Specialist (Catching) Mark Bailey
Trainer Bryan Baca
Strength Coach Trey Wiedman
General Manager Michael Wood
Media Contact Michael Coffin
MCoffin@CCHooks.com

Corpus Christi finished with the best record in the Texas League but was swept by division rival Frisco in the Hooks' first playoff appearance in six seasons. With an impressive 44-26 second-half run, they achieved their best record in franchise history. Manager **Keith Bodie** was named Texas League Manager of the Year.

Team Most Valuable Player **Jonathan Singleton** started at first base and had three hits in the 2012 All-Star Futures Game. Eight players, including former Quad Cities infielder and Hooks Player of the Year **Jose Martinez**, were named midseason or postseason All-Stars.

The Hooks led the league in runs scored, hits, total bases, batting average, slugging percentage and on-base percentage. Four players finished in the top 10 in the batting race. Outfielders **Jake Goebbert** and **Austin Wates** finished fourth and fifth, respectively, just a fraction of a point ahead of Martinez. Infielder **Andrew Simunic's** .297 average placed eighth in the league.

Right-hander **Jason Stoffel** led the league's relievers with 27 saves, 49 games finished and a .196 opponents' batting average. His 56 appearances ranked third. Right-hander **Erick Abreu** tied for third with 10 wins. Right-hander **Jose Cisnero** tied for second in strikeouts (116) despite a jump to Triple-A for the final month. Right-hander **Ross Seaton** ranked fourth with 146 innings pitched.

Three-time Major League All-Star **Carlos Lee** homered in his first at-bat of a three-game rehab stint June 14-16.

2012 CORPUS CHRISTI HOOKS

TEXAS LEAGUE STANDINGS

South Division	W	L	PCT	GB
Corpus Christi #	81	59	.579	-
Frisco *	80	60	.571	1.0
Midland	64	74	.464	16.0
San Antonio	60	80	.429	21.0

*** 1st Half Winner, # 2nd Half Winner**

2012 PLAYOFFS

Lost to Frisco in Semifinals (3-0)

2012 TEAM LEADERS

(** Led league, # Tied league lead)
 (***)Min. 2.7 PA/league game or 70 IP)

AVG ***:	.304	Jake Goebbert (114 G)
HR:	21	Jonathan Singleton
RBI:	75	Jose Martinez
RUNS:	94#	Jonathan Singleton
HITS:	131	Jonathan Singleton
2B:	27	Jonathan Singleton
3B:	6	Jake Goebbert
SB:	39**	Jonathan Villar
GAMES:	131	Jonathan Singleton

W:	10	Erick Abreu
L:	9	Jake Buchanan
SV:	27**	Jason Stoffel
ERA***:	4.07	Ross Seaton
IP:	146.0	Ross Seaton
SO:	116	Jose Cisnero
GAMES:	56	Jason Stoffel
CG:	2**	Jose Cisnero

Houston Astros Affiliates



CORPUS CHRISTI HOOKS - FINAL 2012 STATISTICS

BATTING

BATTERS	AVG	G	AB	R	H	2B	3B	HR	RBI	TB	BB	SO	SB	CS	OBP	SLG	OPS	E
Bailey, Adam	.258	49	132	13	34	13	0	2	20	53	9	26	2	0	.301	.402	.702	1
Barnes, Brandon	.317	44	164	30	52	20	0	7	31	93	14	42	7	2	.377	.567	.944	4
Borchering, Bobby	.189	30	95	11	18	5	1	4	18	37	10	36	1	1	.275	.389	.665	3
Buck, Travis	.143	7	21	3	3	2	0	0	3	5	4	9	0	0	.280	.238	.518	0
Castro, Jason	.800	3	5	1	4	2	0	0	0	6	2	0	0	0	.857	1.200	2.057	0
Fernandez, Jair	.269	56	186	28	50	10	0	6	29	78	15	34	0	0	.341	.419	.761	2
Garcia, Rene	.333	9	27	2	9	1	0	0	1	10	2	3	0	1	.379	.370	.750	1
Goebbert, Jake	.304	114	368	71	112	23	6	9	53	174	55	57	5	3	.399	.473	.872	4
Grossman, Robbie	.267	36	135	22	36	8	2	3	11	57	18	43	4	1	.371	.422	.793	1
Heath, Ben	.217	9	23	2	5	2	0	0	4	7	1	7	0	0	.240	.304	.544	1
Hernandez, Enrique	.247	23	81	7	20	2	0	1	3	25	4	9	2	2	.299	.309	.607	2
Hinze, Kody	.212	83	260	34	55	7	0	11	40	95	33	82	1	2	.299	.365	.664	2
Krauss, Marc	.414	7	29	11	12	2	0	5	16	29	6	5	1	0	.514	1.000	1.514	0
Kreke, Jordan	.190	50	137	15	26	4	1	1	11	35	4	45	9	2	.221	.255	.476	4
Lee, Carlos (rehab)	.500	3	10	1	5	0	0	1	2	8	0	2	0	0	.500	.800	1.300	0
Locke, Drew	.295	68	261	40	77	16	1	8	46	119	21	48	1	2	.347	.456	.803	0
Martinez, Jose	.304	107	425	75	129	21	4	13	75	197	36	40	3	1	.362	.464	.826	6
Maxwell, Justin	.250	2	8	2	2	1	0	0	1	3	0	5	0	0	.333	.375	.708	0
McCurdy, Ryan	.200	29	75	7	15	3	1	1	9	23	7	4	0	0	.307	.307	.613	3
Muren, Drew	.291	33	110	19	32	6	2	1	6	45	8	18	5	6	.342	.409	.751	2
Orloff, Ben	.295	39	122	16	36	5	1	0	15	43	8	6	3	1	.360	.352	.713	3
Simunic, Andrew	.297	106	391	59	116	11	1	2	37	135	29	65	15	4	.349	.345	.694	10
*^# Singleton, Jonathan	.284	131	461	94	131	27	4	21	79	229	88	131	7	2	.396	.497	.893	13
Springer, George	.219	22	73	8	16	3	0	2	5	25	6	25	4	2	.288	.342	.630	0
Steele, T.J.	.141	26	71	10	10	1	1	2	7	19	4	27	2	0	.184	.268	.452	1
Thompson, J.C.	.119	18	42	1	5	1	0	0	1	6	0	17	0	0	.159	.143	.302	3
* Villar, Jonathan	.261	86	326	54	85	7	2	11	50	129	35	87	39	8	.336	.396	.732	24
Wallace, Chris	.251	63	199	26	50	14	0	5	29	79	19	60	3	0	.330	.397	.727	5
^ Waters, Austin	.304	95	359	58	109	16	4	7	48	154	31	71	17	11	.375	.429	.804	4
Wikoff, Brandon	.190	22	63	7	12	2	0	0	2	14	9	6	1	0	.297	.222	.520	3
Team Total	.268	140	4769	736	1280	240	32	123	665	1953	480	1054	132	51	.342	.410	.751	114

PITCHING

PITCHERS	W	L	ERA	G	GS	CG	SHO	SV	SVO	IP	H	R	ER	HR	HB	BB	SO	WPA	AVG
Abreu, Erick	10	4	4.14	36	3	0	0	2	3	76.0	68	40	35	13	3	25	67	4	.239
Aristil, Jonnathan	0	1	4.32	8	0	0	0	0	0	16.2	20	8	8	4	0	3	21	4	.303
Buchanan, Jake	5	9	4.96	27	19	0	0	0	1	134.1	171	85	74	11	6	33	83	4	.310
* Chapman, Kevin	6	3	2.64	49	0	0	0	2	4	58.0	49	19	17	2	1	32	59	2	.226
Cisnero, Jose	9	6	3.40	20	20	2	1	0	0	108.2	93	44	41	7	3	46	116	5	.227
Clemens, Paul	3	2	3.46	7	7	0	0	0	0	41.2	41	18	16	7	2	11	37	5	.255
* Cosart, Jarred	5	5	3.52	15	15	0	0	0	0	87.0	83	37	34	3	7	38	68	6	.250
Doran, Bobby	6	2	4.83	10	10	0	0	0	0	54.0	61	29	29	6	1	16	43	5	.284
Flores, Adalberto	1	1	7.65	13	0	0	0	0	0	20.0	27	17	17	4	2	5	22	1	.321
Heidenreich, Matthew	3	1	3.93	8	7	0	0	0	0	34.1	39	22	15	2	2	7	26	2	.277
Hicks, Chris	0	1	9.82	2	0	0	0	0	0	3.2	3	4	4	1	2	0	1	0	.200
Leon, Arcenio	3	2	4.38	44	0	0	0	2	2	63.2	60	36	31	6	3	33	58	6	.251
Musick, Wes	0	1	3.00	3	1	0	0	0	0	12.0	9	4	4	0	1	6	14	0	.214
* Oberholzer, Brett	5	3	4.21	13	13	0	0	0	0	77.0	81	41	36	11	1	21	68	4	.267
Rasmussen, Rob	4	4	4.80	11	10	0	0	0	0	54.1	58	30	29	6	1	18	44	2	.276
Seaton, Ross	8	8	4.07	25	25	1	0	0	0	146.0	155	75	66	17	5	31	106	4	.271
Sogard, Alex	3	1	3.86	33	0	0	0	0	3	53.2	60	28	23	3	3	25	35	7	.291
*^ Stoffel, Jason	2	1	2.33	56	0	0	0	27	29	58.0	41	16	15	3	2	16	57	10	.196
Villar, Henry	4	2	4.68	25	2	0	0	1	2	50.0	50	26	26	8	4	8	30	3	.266
Wojciechowski, Asher	2	2	2.06	8	8	0	0	0	0	43.2	30	14	10	0	5	14	34	0	.190
Zeid, Josh	2	0	5.59	47	0	0	0	1	5	56.1	57	35	35	6	4	20	66	9	.263
Team Total	81	59	4.06	140	140	3	7	35	49	1249.0	1256	628	563	120	58	408	1055	83	.261

* Denotes Texas League Midseason All-Star
 ^ Denotes Texas League Postseason All-Star
 # Denotes team Most Valuable Player



Houston Astros Affiliates

LANCASTER JETHAWKS



Class A Advanced California League
 The Hangar
 45116 Valley Central Way
 Lancaster, CA 93536
 Phone: (661) 726-5400
 Fax: (661) 726-5406
www.jethawks.com

Astros affiliate since: 2009
 2013 season: 140 games, opens April 4

2013 COACHING STAFF/TEAM PERSONNEL

Manager **Rodney Linares**
Pitching Coach **Don Alexander**
Hitting Coach **Darryl Robinson**
Specialist (Infield)..... **Morgan Ensberg**
Trainer **Grant Hufford**
Strength Coach..... **Mark Spadavecchia**
General Manager **Derek Sharp**
Media Contact..... **Will Thornhill**
WilliamT@JetHawks.com

The Lancaster Jethawks defeated the Modesto Nuts to become the California League Champions for the first time in club's 17-year history in 2012. Second baseman **Delino DeShields Jr.** hit .462 (6-for-13) with one homer and two stolen bases to earn the Series MVP.

In the postseason, third baseman **Jonathan Meyer** posted a .343 (12-for-34) average with two homers, 10 RBI and six runs scored in 10 games. Right-hander **Tyson Perez** went 1-1 with a 2.08 ERA (5 ER/13.0 IP) in two starts. Right-handers **Jorge De Leon** and **Andrew Robinson** and left-hander **Pat Urckfitz** combined to go 2-0 without allowing an earned run in 15.1 innings out of the bullpen. The JetHawks outscored opponents 59-46.

Outfielder **George Springer's** .316 batting average was good for sixth in the league, while his 10 triples and .398 on-base percentage finished third and fifth, respectively. Outfielder **Telvin Nash's** 29 home runs finished second and First baseman **Erik Castro's** 27 long balls tied Inland Empire's C.J. Cron for third place. Castro also ranked second in the league in RBI (108) and third in the league in bases on balls (78). Right-hander **David Martinez** was the only JetHawk hurler among league leaders, finishing third with 160.1 innings pitched.

Manager **Rodney Linares**, pitching coach **Don Alexander** and hitting coach **Darryl Robinson** all return to the reigning California League Champions. Trainer **Grant Hufford**, who spent the 2012 campaign with Class-A Lexington, joins the staff. Former major league All-Star **Morgan Ensberg** begins his professional coaching career as an infield specialist.

2012 LANCASTER JETHAWKS

CALIFORNIA LEAGUE STANDINGS

South Division	W	L	PCT	GB
High Desert *	83	57	.593	-
Lancaster #	74	66	.529	9.0
Lake Elsinore #	69	71	.493	14.0
Rancho Cucamonga	68	72	.486	15.0
Inland Empire	66	74	.471	17.0

* 1st & 2nd Half Winner, # Wild Card

2012 PLAYOFFS

Def. Lake Elsinore in Mini-Series (2-1)
 Def. High Desert in Division Finals (3-1)
 Def. Modesto in Championship (3-0)

2012 TEAM LEADERS

(** Led league, # Tied league lead)
 (***)Min. 2.7 PA/league game or 70 IP)

AVG ***:	.316	George Springer
HR:	29	Telvin Nash
RBI:	108	Erik Castro
RUNS:	101	George Springer
HITS:	138	Erik Castro
		Domingo Santana
2B:	27	Erik Castro
3B:	10	George Springer
SB:	28	George Springer
GAMES:	129	Jonathan Meyer
W:	9	David Martinez
		Tyson Perez
L:	9	Jorge De Leon
SV:	8	Kirk Clark
		Pat Urckfitz
ERA***:	4.38	David Martinez
IP:	160.1	David Martinez
SO:	114	David Martinez
GAMES:	45	Pat Urckfitz
CG:	1#	Wes Musick
		Tyson Perez

Team Information

River Bandits

Review

Record Book

Midwest League

Houston Astros

Media

Houston Astros Affiliates



LANCASTER JETHAWKS - FINAL 2012 STATISTICS

BATTING

BATTERS	AVG	G	AB	R	H	2B	3B	HR	RBI	TB	BB	SO	SB	CS	OBP	SLG	OPS	E
Adamson, Daniel	.083	4	12	1	1	0	0	1	1	4	0	10	0	0	.083	.333	.417	0
Aplin, Andrew	.260	24	104	19	27	4	2	3	13	44	4	16	4	2	.287	.423	.710	1
Bailey, Adam	.279	47	179	28	50	13	0	8	25	87	13	40	2	2	.326	.486	.812	1
Castro, Erik	.285	128	485	87	138	27	1	27	108	248	78	162	4	4	.382	.511	.894	7
DeShields Jr., Delino	.237	24	97	17	23	2	3	2	9	37	13	23	18	5	.336	.381	.718	5
Epps, Chris	.285	46	158	35	45	6	6	10	32	93	25	46	3	3	.376	.589	.965	1
Garcia, Rene	.279	60	215	23	60	13	0	0	22	73	6	24	1	1	.308	.340	.648	7
Heath, Ben	.298	50	191	26	57	9	0	5	29	81	13	51	1	0	.346	.424	.770	3
Hernandez, Enrique	.275	100	378	52	104	25	7	5	49	158	22	43	4	2	.318	.418	.736	15
Hogue, Grant	.361	43	144	40	52	8	3	0	17	66	17	22	27	2	.421	.458	.879	3
King, Emilio	.000	2	0	0	0	0	0	0	0	0	0	0	0	0	.000	.000	.000	0
McCurdy, Ryan	.667	2	3	0	2	0	0	0	0	2	0	0	0	0	.750	.667	1.417	0
Meyer, Jonathan	.272	129	504	78	137	24	2	8	57	189	31	101	4	3	.315	.375	.690	17
Mier, Jiovanni	.292	46	171	28	50	9	1	3	25	70	29	34	6	3	.396	.409	.805	10
Moon, Chan	.188	10	32	2	5	0	0	0	0	6	0	15	0	2	.188	.188	.375	0
Muren, Drew	.321	21	81	16	26	2	0	2	13	34	7	19	5	1	.378	.420	.798	1
Nash, Telvin	.224	106	393	61	88	19	0	29	75	194	47	198	0	1	.316	.494	.810	7
Orloff, Ben	.288	77	285	40	82	8	0	0	29	90	32	22	7	2	.362	.316	.678	8
Pena, Roberto	.213	21	75	10	16	4	0	1	11	23	5	15	0	0	.259	.307	.566	5
Perez, Carlos	.318	26	88	11	28	6	1	0	10	36	6	17	0	1	.368	.409	.778	1
# Santana, Domingo	.302	119	457	87	138	26	6	23	97	245	55	148	7	1	.385	.536	.921	10
*^ Springer, George	.316	106	433	101	137	18	10	22	82	241	56	131	28	6	.398	.557	.955	2
Todd, Alex	.286	54	185	36	53	11	1	3	21	75	16	46	4	2	.380	.405	.785	12
Valenzuela, Rafael	.284	73	275	45	78	14	4	6	35	118	24	48	11	4	.349	.429	.778	5
Team Total	.283	140	4946	843	1398	248	47	158	760	2214	499	1232	136	48	.353	.448	.801	132

PITCHING

PITCHERS	W	L	ERA	G	GS	CG	SHO	SV	SVO	IP	H	R	ER	HR	HB	BB	SO	WP	AVG
Alaniz, Ruben	6	2	5.04	17	17	0	0	0	0	100.0	113	58	56	12	6	26	70	6	.288
Cain, Colton	2	2	5.55	7	7	0	0	0	0	35.2	41	24	22	4	3	18	25	2	.287
Chowning, Jason	0	1	14.54	7	0	0	0	0	1	8.2	16	14	14	1	0	11	13	5	.400
Clark, Kirk	4	4	5.36	35	0	0	0	8	12	40.1	44	25	23	7	1	22	22	3	.282
De Leon, Jorge	2	9	7.70	40	14	0	0	6	6	87.2	116	88	75	11	4	44	60	9	.320
* Doran, Bobby	8	4	3.57	17	17	0	0	0	0	103.1	95	50	41	8	3	30	72	10	.244
Dydalewicz, Brad	1	0	6.13	28	0	0	0	0	1	39.2	51	30	27	4	1	18	22	3	.315
Garcia, Gabriel	1	0	5.84	9	0	0	0	0	1	12.1	18	8	8	3	0	4	11	1	.333
Grimmett, Zachary	3	6	8.21	23	10	0	0	1	1	83.1	123	80	76	21	5	25	66	8	.348
Lo, Chia-Jen	0	0	1.42	11	0	0	0	0	0	19.0	14	3	3	1	1	4	20	3	.222
Long, Kenny	1	0	1.13	12	0	0	0	2	2	8.0	3	1	1	0	0	2	18	0	.115
Martinez, David	9	5	4.38	27	26	0	0	0	0	160.1	181	90	78	19	5	33	114	14	.285
Musick, Wes	3	1	2.51	5	5	1	0	0	0	32.1	27	10	9	4	1	7	26	0	.235
Perez, Tyson	9	5	5.03	21	21	1	0	0	0	120.0	149	73	67	19	5	32	79	9	.308
Quevedo, Carlos	2	4	2.03	15	0	0	0	3	3	31.0	23	7	7	4	0	10	37	0	.207
Robinson, Andrew	4	5	4.33	44	0	0	0	6	9	60.1	54	41	29	4	4	26	74	9	.233
Sogard, Alex	0	2	2.81	6	0	0	0	0	0	16.0	12	7	5	0	0	8	17	4	.197
Streilein, Brian	2	3	7.78	26	0	0	0	1	3	41.2	52	36	36	4	3	16	33	6	.313
Trinidad, Jose	8	4	3.79	41	3	0	0	0	2	76.0	77	37	32	8	4	33	43	3	.269
Tropeano, Nick	6	3	3.31	12	12	0	0	0	0	70.2	72	37	26	8	3	21	69	10	.265
Urckfitz, Pat	0	3	3.66	45	0	0	0	8	11	66.1	69	31	27	5	2	21	62	3	.265
Walters, Blair	3	3	7.62	8	8	0	0	0	0	39.0	49	36	33	8	2	15	34	3	.301
Team Total	74	66	5.00	140	140	2	7	35	52	1251.2	1399	786	695	154	53	426	987	111	.284

* Denotes California League Midseason All-Star

^ Denotes California League Postseason All-Star

Denotes team Most Valuable Player

Team Information

River Bandits

Review

Record Book

Midwest League

Houston Astros

Media



Houston Astros Affiliates

LEXINGTON LEGENDS - FORMER ASTROS AFFILIATE



Class A (Kansas City Royals) South Atlantic League

Whitaker Bank Ballpark
207 Legends Lane
Lexington, KY 40505
Phone: (859) 252-4487
Fax: (859) 252-0747

www.lexingtonlegends.com

Astros affiliate: 2001-2012

2013 Season: 140 games, opens April 4

COACHING STAFF/TEAM PERSONNEL

Manager (2012)..... Ivan DeJesus
Pitching Coach (2012).... Dave Borkowski
Hitting Coach (2012)..... Josh Bonifay
Trainer (2012) Grant Hufford
General ManagerSeth Poteat
Media Contact..... Keith Elkins
KElkins@LexingtonLegends.com

In their 12th season as a Houston Astros affiliate, the Lexington Legends boasted both the Houston Astros 2012 Minor League Player and Pitcher of the Year.

Player of the Year **Delino DeShields Jr.** led all Astros minor leaguers with 113 runs scored and an Astros minor league-record 101 stolen bases between Lexington and Advanced Class-A Lancaster. The second baseman was also the first minor leaguer in the modern era to steal 100 bases and hit 10 home runs in the same season. With the JetHawks, DeShields was a member of the California League Championship team.

Other offensive stars included third baseman **Matt Duffy** and first baseman **Zachary Johnson**, who each played a league-high 134 games. Duffy led the league by reaching base 41 times on a hit by pitch, while Johnson set a Lexington record with his league-leading 108 RBI.

Pitcher of the Year **Mike Foltyniewicz** was named the South Atlantic League's Most Outstanding Pitcher after tying the league lead in wins and starts. The right-hander finished second in innings pitched, and fourth in ERA..

Right-hander **Chris Devenski**, acquired in a midseason trade with the Chicago White Sox, threw the first complete game no-hitter in Legends franchise history when he struck out 16 Rome Braves Sept. 1. The performance was voted by fans on MiLB.com as the Game of the Year.

In September 2012, Lexington signed a four-year player development contract with the Kansas City Royals, the previous affiliate of the Kane County Cougars.

2012 LEXINGTON LEGENDS

SOUTH ATLANTIC LEAGUE STANDINGS

Southern Division	W	L	PCT	GB
Asheville *	88	52	.629	-
Charleston	73	63	.537	13.0
Savannah	69	67	.507	17.0
Lexington	69	69	.500	18.0
Augusta	69	70	.496	18.5
Greenville	66	73	.475	21.5
Rome #	62	76	.449	25.0

* 1st Half winner, # 2nd Half winner

2012 PLAYOFFS

Did not make Playoffs

2012 TEAM LEADERS

(** Led league, # Tied league lead)

(***Min. 2.7 PA/league game or 45 IP)

AVG ***:	.298	Delino DeShields Jr.
HR:	16	Matt Duffy
RBI:	108**	Zachary Johnson
RUNS:	96	Delino DeShields Jr.
HITS:	138	Matt Duffy
2B:	38	Zachary Johnson
3B:	5	Delino DeShields Jr.
SB:	83**	Delino DeShields Jr.
GAMES:	134**	Matt Duffy Zachary Johnson

W:	14#	Mike Foltyniewicz
L:	8	Luis Cruz
SV:	19	Dayan Diaz
ERA***:	3.14	Mike Foltyniewicz
IP:	152.0	Mike Foltyniewicz
SO:	135	Luis Cruz
GAMES:	50	Murilo Gouvea
CG:	1	Chris Devenski

Review

Record Book

Midwest League

Houston Astros

Media

Houston Astros Affiliates



LEXINGTON LEGENDS - FINAL 2012 STATISTICS

BATTING

BATTERS	AVG	G	AB	R	H	2B	3B	HR	RBI	TB	BB	SO	SB	CS	OBP	SLG	OPS	E
Alvarez, Luis	.264	17	53	7	14	1	1	2	8	23	3	13	1	0	.328	.434	.762	3
Austin, Jay	.255	15	51	7	13	1	1	0	4	16	7	4	5	0	.356	.314	.670	1
Burnett, Tyler	.178	12	45	4	8	1	0	1	2	12	7	12	1	0	.288	.267	.555	2
*^# DeShields Jr., Delino	.298	111	440	96	131	22	5	10	52	193	70	108	83	14	.401	.439	.839	19
* Duffy, Matt	.280	134	492	73	138	32	1	16	70	220	48	106	6	3	.387	.447	.834	19
Epps, Chris	.226	36	133	17	30	6	0	3	17	45	15	39	5	1	.311	.338	.650	3
Fernandez, Jose	.258	20	66	14	17	7	0	1	10	27	8	19	2	0	.333	.409	.742	9
Fontana, Nolan	.225	49	151	37	34	9	1	2	25	51	65	44	12	2	.464	.338	.801	6
Genoves, Ernesto	.000	1	2	0	0	0	0	0	0	0	0	0	0	0	.000	.000	.000	0
Gominsky, Justin	.241	94	332	37	80	15	1	2	36	103	34	69	13	4	.318	.310	.628	6
Hamblin, Miles	.333	2	3	2	1	0	0	1	1	4	1	0	0	0	.500	1.333	1.833	0
Hernandez, Teoscar	.240	8	25	2	6	2	0	1	5	11	3	12	1	0	.310	.440	.750	0
Hinson, John	.339	15	59	12	20	4	0	2	11	30	1	17	4	1	.350	.508	.858	6
Howick, James	.179	29	95	18	17	4	0	2	10	27	11	22	2	1	.264	.284	.548	9
*^ Johnson, Zachary	.238	134	508	63	121	38	1	15	108	206	75	92	0	1	.339	.406	.745	13
King, Emilio	.135	20	74	6	10	3	0	0	5	13	8	31	0	0	.220	.176	.395	0
Kreke, Jordan	.190	15	58	4	11	1	0	0	2	12	3	16	2	2	.242	.207	.449	3
Kvasnicka, Mike	.232	88	345	46	80	15	1	15	53	142	19	86	1	2	.275	.412	.687	4
McCurdy, Ryan	.185	24	65	9	12	4	0	0	7	16	12	10	3	1	.372	.246	.618	0
Meredith, Brandon	.278	86	316	54	88	19	4	15	48	160	43	86	12	3	.377	.506	.883	1
Moon, Chan	.257	62	214	27	55	13	1	3	30	79	28	57	13	5	.339	.369	.708	14
Morales, Jobduan	.270	17	63	4	17	2	0	0	6	19	3	16	0	0	.294	.302	.596	1
Moronta, Cristian	.278	5	18	3	5	3	0	0	4	8	2	6	0	0	.350	.444	.794	1
Muren, Drew	.279	48	183	25	51	12	1	3	17	74	11	29	4	5	.325	.404	.729	1
Pena, Roberto	.245	61	220	21	54	12	0	2	22	72	10	43	1	2	.278	.327	.605	4
Scott, Jordan	.230	110	404	55	93	13	2	1	43	113	57	81	13	11	.325	.280	.604	1
Sosa, Ruben	.280	44	125	25	35	3	2	0	9	42	17	26	13	2	.364	.336	.700	3
Todd, Alex	.306	22	85	16	26	4	1	1	13	35	10	13	0	0	.388	.412	.800	4
Wierzbicki, Jesse	.250	8	28	7	7	1	1	1	5	13	2	5	1	0	.344	.464	.808	3
Team Total	.252	138	4653	691	1174	247	24	99	623	1766	573	1062	198	60	.344	.380	.723	162

PITCHING

PITCHERS	W	L	ERA	G	GS	CG	SHO	SV	SVO	IP	H	R	ER	HR	HB	BB	SO	WP	AVG
Alvarez, Luis	0	0	0.00	1	0	0	0	0	0	1.0	0	0	0	0	0	1	1	0	.000
Bushue, Tanner	0	3	18.82	6	3	0	0	0	0	11.0	27	25	23	4	0	6	10	1	.466
* Chowning, Jason	1	2	0.66	19	0	0	0	10	11	27.1	12	7	2	2	2	9	40	3	.128
Cruz, Luis	9	8	4.05	28	24	0	0	0	0	146.2	152	74	66	12	9	47	135	17	.263
Devenski, Chris	2	2	3.07	5	5	1	1	0	0	29.1	23	11	10	1	2	16	38	1	.225
Diaz, Dayan	5	4	1.85	41	0	0	0	19	22	58.1	40	14	12	1	2	30	64	3	.197
Dufek, Jonas	6	5	5.47	25	24	0	0	0	0	126.2	147	89	77	16	1	37	117	7	.288
*^ Foltyniewicz, Michael	14	4	3.14	27	27	0	0	0	0	152.0	145	65	53	11	5	62	125	6	.250
Ford, Blake	0	0	13.50	2	0	0	0	0	0	2.0	5	3	3	0	0	2	1	1	.455
Galarraga, Armando	0	0	2.25	1	1	0	0	0	0	4.0	4	1	1	0	0	2	0	1	.250
Garcia, Gabriel	1	2	5.03	21	0	0	0	0	1	39.1	41	25	22	6	0	10	27	3	.265
Gouvea, Murilo	2	7	3.71	50	0	0	0	4	11	77.2	62	36	32	12	5	29	87	7	.222
Grills, Evan	4	1	4.92	37	0	0	0	0	2	71.1	81	40	39	11	4	23	42	8	.287
Hallock, Kyle	1	1	10.23	7	6	0	0	0	0	22.0	40	27	25	7	0	13	15	1	.404
Lambson, Mitchell	2	1	2.72	19	0	0	0	0	0	36.1	30	12	11	2	2	10	42	2	.217
Ordosgoitti, Luis	5	5	5.42	19	19	0	0	0	0	103.0	133	69	62	13	2	26	77	5	.316
Perez, Juri	2	1	4.18	5	3	0	0	1	1	23.2	22	16	11	1	3	12	21	2	.265
Pettus, Nathan	1	6	5.86	31	0	0	0	0	1	63.0	71	43	41	6	6	37	48	11	.292
* Quevedo, Carlos	4	3	3.88	25	4	0	0	4	7	55.2	55	26	24	6	0	6	59	5	.257
Quezada, Euris	1	2	4.62	14	0	0	0	1	1	25.1	29	16	13	0	0	18	20	9	.290
Rodriguez, Richard	0	0	3.00	1	1	0	0	0	0	3.0	3	1	1	0	1	1	4	0	.250
Rollins, David	1	3	3.48	6	6	0	0	0	0	31.0	27	14	12	5	2	9	25	2	.241
Shirley, Thomas	2	4	3.06	16	1	0	0	1	1	35.1	32	13	12	2	3	16	45	3	.237
* Tropeano, Nicholas	6	4	2.78	15	14	0	0	0	0	87.1	77	29	27	3	2	26	97	2	.238
Zuloaga, Scott	0	1	10.50	5	0	0	0	0	0	6.0	8	8	7	2	2	4	4	0	.308
Team Total	69	69	4.24	138	138	1	10	40	58	1238.1	1266	664	584	123	53	452	1144	100	.265

* Denotes South Atlantic League Midseason All-Star
 ^ Denotes South Atlantic League Postseason All-Star
 # Denotes team Most Valuable Player



Houston Astros Affiliates

TRI-CITY VALLEYCATS



Short Season Class A New York-Penn League

Joseph L. Bruno Stadium
80 Vandenburg Avenue
Troy, NY 12180

Phone: (518) 629-2287

Fax: (518) 629-2299

www.tcvalleycats.com

Astros affiliate since: 2002

2013 Season: 76 games, opens June 17

2013 COACHING STAFF/TEAM PERSONNEL

Manager Ed Romero
Pitching Coach Doug White
Hitting Coach Russ Steinhorn
Trainer Michael Rendon
Strength Coach Zach Manolakes
General Manager Rick Murphy
Media Contact Chris Chenes
ChrisChenes@TCValleyCats.com

The Tri-City ValleyCats had a record year in 2012. Their 51 wins set a franchise record, breaking the 2004 mark of 50. Tri-City won the Stedler Division for the fourth time in the team's 11-year history but lost in the best-of-three championship series to Hudson Valley, the only team with more regular-season victories (52).

For the ninth consecutive season, the club broke its single-season attendance record with a total of 159,966 fans, including a franchise-record 17 sellouts.

First baseman **Jesse Wierzbicki** was named Most Valuable Player on a squad with six All-Stars. The team had six All-Stars. Catcher **Tyler Heineman's** .358 batting average won the league batting title by 29 points over second-place Shawn Pieffner of Auburn. The last Valley-Cat to earn the honor was J.D. Martinez (.326) in 2009.

Right-hander **Aaron West** went 6-2 with a 2.04 ERA that placed seventh in the league. Right-hander **Blake Ford** tied for first in the league with 14 saves and 23 games finished, while tallying the second-most appearances (27). Left-hander **Brian Holmes** pitched the New York-Penn League's only complete-game shutout in a 2-0 win at Hudson Valley July 27. Holmes also held opponents to a league-low .165 batting average. Left-hander **Kenny Long** tied for the league lead with eight holds.

Ed Romero heads the 'Cats field staff after managing the GCL Astros the last two seasons. Pitching coach **Doug White** remains affiliated with the River Bandits, after holding the same title with rookie-level Johnson City in 2012 in the St. Louis Cardinals' system.

2012 TRI-CITY VALLEYCATS

NEW YORK-PENN LEAGUE STANDINGS

Stedler Division	W	L	PCT	GB
Tri-City*	51	25	.671	-
Lowell	36	40	.474	15.0
Connecticut	35	40	.467	15.5
Vermont	33	43	.434	18.0

* **Division winner**

2012 PLAYOFFS

Def. Auburn in Semifinals (2-1)
Lost to Hudson Valley in Finals (2-1)

2012 TEAM LEADERS

(* *Led league, # Tied league lead*)
(***Min. 2.7 PA/league game or 45 IP)

AVG ***:	.358**	Tyler Heineman
HR:	8	Preston Tucker
RBI:	40	Jesse Wierzbicki
RUNS:	46	Jesse Wierzbicki
HITS:	76	Jesse Wierzbicki
2B:	14	Tyler Heineman
3B:	5	Andrew Aplin
SB:	20	Andrew Aplin
GAMES:	70	Joe Sclafani
		Jesse Wierzbicki
W:	7	Brian Holmes
L:	4	Joe Bircher
SV:	14#	Blake Ford
ERA***:	2.04	Aaron West
IP:	66.2	Brian Holmes
SO:	65	Brian Holmes
GAMES:	27	Blake Ford
CG:	1**	Brian Holmes

Houston Astros Affiliates



TRI-CITY VALLEYCATS - FINAL 2012 STATISTICS

BATTING

BATTERS	AVG	G	AB	R	H	2B	3B	HR	RBI	TB	BB	SO	SB	CS	OBP	SLG	OPS	E
Aplin, Andrew	.348	44	164	38	57	9	5	4	25	88	24	22	20	7	.441	.537	.978	1
Batista, Jean	.306	12	49	7	15	4	0	0	3	19	0	12	2	1	.300	.388	.688	6
Cokinos, M.P.	.320	36	125	18	40	4	1	3	18	55	9	14	1	1	.370	.440	.810	0
Davidson, Chase	.156	9	32	4	5	1	0	1	5	9	3	9	1	0	.229	.281	.510	0
Dineen, Ryan	.217	66	230	31	50	6	2	2	23	66	28	69	7	1	.314	.287	.601	17
* Elkins, Austin	.272	66	254	45	69	13	2	5	25	101	30	47	18	4	.360	.398	.757	12
Gominsky, Justin	.167	5	18	1	3	1	0	0	4	4	0	3	0	0	.167	.222	.389	1
Gulbransen, Dan	.218	58	206	31	45	8	1	6	37	73	26	41	7	0	.317	.354	.671	3
* Heineman, Tyler	.358	55	193	33	69	14	0	0	26	83	26	12	6	2	.452	.430	.882	1
Johnson, Neiko	.215	43	149	24	32	3	2	1	10	42	23	31	15	7	.333	.282	.615	5
King, Emilio	.200	41	130	18	26	7	2	4	17	49	6	46	1	0	.250	.377	.627	5
McKinney, Jarrod	.224	48	161	22	36	5	1	5	25	58	18	55	4	4	.312	.360	.672	1
* Morales, Jobduan	.292	37	130	25	38	7	1	5	28	62	15	28	1	2	.367	.477	.844	3
Moronta, Christian	.200	3	10	0	2	0	0	0	1	2	0	5	0	0	.200	.200	.400	0
Sclafani, Joe	.271	70	266	39	72	9	3	1	36	90	33	40	16	3	.355	.338	.693	16
Tucker, Preston	.321	42	165	32	53	7	0	8	38	84	18	16	1	2	.390	.509	.899	0
# Wierzbicki, Jesse	.297	70	256	46	76	11	3	5	40	108	29	50	19	5	.376	.422	.798	5
Team Total	.271	76	2538	414	688	109	23	50	361	993	288	500	119	39	.355	.391	.746	86

PITCHING

PITCHERS	W	L	ERA	G	GS	CG	SHO	SV	SVO	IP	H	R	ER	HR	HB	BB	SO	WP	AVG
Ballew, Travis	5	1	1.62	23	0	0	0	3	3	39.0	23	9	7	2	3	17	44	2	.174
Bircher, Joe	3	4	3.32	13	13	0	0	0	0	65.0	76	30	24	6	1	20	42	1	.292
Cotton, Jamaine	2	1	3.31	23	0	0	0	0	1	32.2	31	16	12	3	0	15	32	2	.250
Day, Lance	6	1	2.73	11	8	0	0	0	0	52.2	52	19	16	2	1	8	34	2	.250
* Ford, Blake	0	3	2.28	27	0	0	0	14	18	27.2	20	10	7	0	3	14	24	1	.192
* Holmes, Brian	7	2	2.57	13	12	1	1	0	0	66.2	39	22	19	4	1	25	65	3	.165
Long, Kenny	1	1	1.88	17	0	0	0	2	2	14.1	4	3	3	0	0	5	20	2	.089
Meiners, Jeremiah	4	2	1.98	20	0	0	0	2	2	41.0	30	12	9	0	3	11	41	3	.199
Minaya, Juan	2	2	4.66	17	2	0	0	0	0	36.2	34	21	19	0	4	17	31	3	.238
Neely, John	0	1	3.12	22	0	0	0	4	4	40.1	45	18	14	2	1	11	37	3	.285
Perez, Juri	2	2	1.81	9	8	0	0	0	0	49.2	41	13	10	1	2	15	39	3	.222
Propst, Brad	1	0	8.56	11	0	0	0	0	0	13.2	25	15	13	3	2	3	12	4	.403
Quezada, Euris	0	0	0.00	6	0	0	0	0	0	9.1	6	1	0	0	0	2	10	1	.171
Rodgers, Brady	7	2	2.89	12	12	0	0	0	0	62.1	60	26	20	5	3	11	49	2	.251
Shirley, Thomas	1	0	1.29	3	0	0	0	0	0	7.0	6	2	1	0	0	1	8	1	.214
Velasquez, Vincent	4	1	3.35	9	9	0	0	0	0	45.2	37	19	17	2	3	17	51	4	.223
* West, Aaron	6	2	2.04	12	12	0	0	0	0	61.2	50	15	14	3	3	9	59	1	.218
Zuloaga, Scott	0	0	0.00	8	0	0	0	0	0	5.0	4	0	0	0	0	0	4	0	.211
Team Total	51	25	2.75	76	76	1	6	25	30	670.1	583	251	205	33	30	201	602	38	.231

* Denotes New York-Penn League All-Star

Denotes team Most Valuable Player

Team Information

River Bandits

Review

Record Book

Midwest League

Houston Astros

Media



Houston Astros Affiliates

GREENEVILLE ASTROS



Rookie Advanced Appalachian League

Pioneer Park
135 Shiloh Rd.
Greenville, TN 37743
Phone: (423) 638-0411
Fax: (423) 638-9450

www.greenvilleastros.com

Astros affiliate since: 2004
2013 Season: 68 games, opens June 20

2013 COACHING STAFF/TEAM PERSONNEL

Manager **Josh Bonifay**
Pitching Coach **Josh Miller**
Hitting Coach **Cesar Cedeno**
Trainer **Corey O'Brien**
Strength Coach.....**Gene Albertson**
General Manager**David Lane**
Media Contact.....**Hunter Reed**
HReed@astros.com

The Greenville Astros' 36-32 record in 2012 was the franchise's best since its inaugural season in 2004. The rookie club also led the Appalachian League in attendance (42,303) for the ninth year in a row.

Second baseman **Brian Blasik** was named Greenville's Most Valuable Player. Blasik and infielder **Jean Batista** were fifth and fourth, respectively, in the league batting race. Blasik ranked third in hits (69) and fifth in RBI (43). Batista's .531 slugging percentage and 27 extra-base hits were second and fourth, respectively. Outfielder **Jose Monzon** received the Oscar Padron Award, given to an Astros player who not only excelled on the field, but is considered to be a leader in the clubhouse and shows great character off the field. Right-hander **Daniel Minor** led the league in ERA (2.75) and WHIP (1.03). Minor (.229) and right-handers **Frederick Tiburcio** (.229) and **Adrian Houser** (.245) finished third through fifth in the league in opponents' batting average.

The No. 1 pick in the 2012 Draft, Carlos Correa, made his Greenville debut on Aug. 11 and hit safely in nine of his 11 games.

Josh Bonifay will make his debut as a manager in 2013. He was named the hitting coach of the South Atlantic League Postseason All-Star team while with Class-A Lexington in 2012. He was the hitting coach for Greenville in 2011. Pitching coach **Josh Miller** will make his debut as a coach this year, while hitting coach **Cesar Cedeno** and athletic trainer **Corey O'Brien** return for their sophomore seasons with Greenville.

2012 GREENEVILLE ASTROS

APPALACHIAN LEAGUE STANDINGS

West Division	W	L	PCT	GB
Elizabethton *	43	22	.662	-
Johnson City	39	28	.582	5.0
Greenville	36	32	.529	8.5
Kingsport	23	43	.348	20.5
Bristol	19	46	.292	24.0

* **Division Winner**

2012 PLAYOFFS

Did not make playoffs

2012 TEAM LEADERS

(** Led league, # Tied league lead)
(***Min. 2.7 PA/league game or 25 IP)

AVG ***:	.321	Jean Batista
HR:	7	Terrell Joyce
RBI:	43	Brian Blasik
RUNS:	43	D'Andre Toney
HITS:	69	Brian Blasik
2B:	19	Jean Batista
3B:	3	Brian Blasik
SB:	15	D'Andre Toney
GAMES:	60	Angel Ibanez
W:	5	Francis Ramirez
L:	5	Frederick Tiburcio
SV:	4	Michael Dimock
ERA ***:	2.75**	Jordan Jankowski
IP:	59.0	Daniel Minor
SO:	59	Daniel Minor
GAMES:	23**	Francis Ramirez
CG:	2#	Jordan Jankowski
		Frederick Tiburcio

Team Information

River Bandits

Review

Record Book

Midwest League

Houston Astros

Media

Houston Astros Affiliates



GREENEVILLE ASTROS - FINAL 2012 STATISTICS

BATTING

BATTERS	AVG	G	AB	R	H	2B	3B	HR	RBI	TB	BB	SO	SB	CS	OBP	SLG	OPS	E
Alvarez, Luis	.294	6	17	3	5	1	0	2	3	12	2	4	0	0	.368	.706	1.074	1
* Batista, Jean	.321	51	196	30	63	19	2	6	36	104	7	31	6	2	.345	.531	.875	10
*# Blasik, Brian	.318	55	217	29	69	14	3	1	43	92	11	25	6	1	.346	.424	.770	4
Correa, Carlos	.371	11	35	5	13	3	1	1	3	21	5	8	1	0	.450	.600	1.050	1
Fernandez, Jose	.184	14	38	4	7	1	0	0	1	8	8	13	2	0	.340	.211	.551	5
Genoves, Ernesto	.235	48	162	27	38	13	0	5	25	66	17	29	2	1	.310	.407	.717	4
Gingras, Ricky	.190	29	100	7	19	2	0	3	17	30	4	17	0	0	.221	.300	.521	1
Howick, James	.201	45	149	17	30	7	0	1	14	40	10	33	2	0	.264	.268	.532	7
Ibanez, Angel	.264	60	227	30	60	10	1	0	21	72	15	32	3	3	.310	.317	.627	11
Joyce, Terrell	.273	58	220	31	60	14	0	7	27	95	19	66	2	1	.332	.432	.764	2
Magee, Joshua	.241	12	29	3	7	2	0	0	1	9	1	4	4	2	.267	.310	.577	0
Martinez, Michael	.277	48	166	26	46	8	0	3	23	63	22	31	1	0	.366	.380	.745	2
Monzon, Jose	.214	45	117	16	25	2	0	2	11	22	14	36	4	0	.301	.282	.583	2
Moronta, Christian	.429	6	7	0	3	1	0	0	1	4	1	1	0	0	.444	.571	1.016	0
Ovando, Ariel	.287	59	223	34	64	13	2	6	35	99	22	67	0	0	.350	.444	.794	4
Ruiz, Rio	.220	15	50	8	11	3	1	1	7	19	4	10	0	0	.291	.380	.671	1
Sosa, Ruben	.077	4	13	4	1	0	0	0	0	1	1	2	2	0	.200	.077	.277	0
Toney, D'Andre	.252	59	230	43	58	8	0	3	18	75	25	60	15	5	.351	.326	.677	5
Wik, Marc	.235	40	119	22	28	3	0	1	11	34	21	46	3	6	.359	.286	.645	3
Team Total	.262	68	2315	339	607	124	10	42	297	877	209	515	53	21	.328	.379	.707	71

PITCHING

PITCHERS	W	L	ERA	G	GS	CG	SHO	SV	SVO	IP	H	R	ER	HR	HB	BB	SO	WP	AVG
Bushue, Tanner	1	3	5.65	16	1	0	0	0	0	28.2	32	26	18	3	0	21	34	4	.286
Comer, Kevin	0	1	9.00	2	1	0	0	0	0	6.0	10	6	6	2	1	2	5	0	.370
Dando, Zachary	4	0	3.18	19	0	0	0	1	1	34.0	34	16	12	0	0	9	32	5	.250
Dimock, Michael	0	0	4.20	20	0	0	0	4	4	30.0	26	15	14	0	0	9	36	1	.230
Feliz, Michael	1	1	5.13	6	6	0	0	0	0	26.1	28	16	15	1	0	14	28	1	.269
Garcis, Christian	2	0	4.19	18	0	0	0	0	0	34.1	34	16	16	4	0	14	30	5	.260
Gonzalez, Erick	0	0	0.00	1	0	0	0	0	0	2.0	0	0	0	0	0	0	1	0	.000
Hardoin, Zachary	0	0	3.38	8	0	0	0	0	0	10.2	9	4	4	2	3	4	11	4	.237
Hauschild, Mike	2	2	1.78	19	1	0	0	3	4	30.1	22	6	6	0	4	9	39	4	.202
Houser, Adrian	3	4	4.19	11	11	0	0	0	0	58.0	53	28	27	1	5	23	54	6	.245
Jankowski, Jordan	4	0	2.23	23	0	0	0	4	6	32.1	25	8	8	1	2	10	53	3	.205
Lambson, Mitchell	1	0	0.00	4	0	0	0	1	1	9.2	4	0	0	0	0	0	12	0	.118
Lee, Christopher	1	2	11.42	5	3	0	0	0	0	8.2	13	15	11	1	1	9	9	3	.361
McCullers, Lance	0	3	4.80	4	4	0	0	0	0	15.0	10	11	8	2	1	10	17	3	.182
Minor, Daniel	3	2	2.75	11	11	0	0	0	0	59.0	51	23	18	3	3	10	48	2	.229
Musgrove, Joseph	0	1	7.00	4	0	0	0	0	1	9.0	14	7	7	0	0	4	10	1	.359
Propst, Brad	1	0	1.00	6	0	0	0	0	0	9.0	6	1	1	1	1	3	10	1	.194
Quezada, Euris	3	3	2.65	10	0	0	0	2	4	17.0	16	9	5	0	1	2	19	0	.242
Ramirez, Francis	5	4	4.05	13	13	0	0	0	0	53.1	49	28	24	3	6	29	59	7	.250
Rodriguez, Richard	2	1	3.90	8	6	0	0	0	0	32.1	27	18	14	3	2	9	37	3	.218
Tiburcio, Frederick	3	5	4.47	12	11	2	0	0	0	58.1	52	34	29	5	2	27	55	3	.229
Walter, Andrew	0	0	2.75	13	0	0	0	0	1	19.2	18	6	6	3	2	11	27	3	.240
Zuloaga, Scott	0	0	2.13	20	0	0	0	0	1	12.2	10	4	3	0	2	4	16	0	.200
Team Total	36	32	3.76	68	68	2	5	15	23	596.1	543	297	249	35	36	233	642	59	.239

* Denotes Appalachian League All-Star
Denotes team Most Valuable Player

Team Information

River Bandits

Review

Record Book

Midwest League

Houston Astros

Media



Houston Astros Affiliates

GULF COAST LEAGUE ASTROS



Rookie

Gulf Coast League

Osceola County Stadium
 1000 Bill Beck Boulevard
 Kissimmee, FL 34744
 Phone: (321) 697-3200
 Fax: (321) 697-3199

Astros affiliate since: 2009
 2013 Season: 60 games, opens June 21

2013 COACHING STAFF

Manager **Edgar Alfonzo**
 Pitching Coach **Hector Mercado**
 Hitting Coach **Marty Malloy**
 Coach **Gordy MacKenzie**
 Athletic Trainer **Christian Bermudez**

2012 GCL ASTROS

GULF COAST LEAGUE STANDINGS

East Division	W	L	PCT	GB
Cardinals *	34	24	.586	-
Marlins	29	30	.492	5.5
Astros	28	31	.475	6.5
Nationals	27	33	.450	8.0

* Division Winner

2012 PLAYOFFS

Did not make Playoffs

2012 TEAM LEADERS

(** Led league, # Tied league lead)
 (***)Min. 2.7 PA/league game or 25 IP)

AVG ***:	.310	Darwin Rivera
HR:	4	Teoscar Hernandez
		Darwin Rivera
RBI:	29	Darwin Rivera
RUNS:	26	Brett Phillips
HITS:	62	Darwin Rivera
2B:	14	Darwin Rivera
3B:	6#	Brett Phillips
SB:	10	Teoscar Hernandez
GAMES:	57**	Darwin Rivera
W:	5	Michael Feliz
L:	5	Agapito Barrios
SV:	10	Erick Gonzalez
ERA***:	3.28	Agapito Barrios
IP:	50.0	Anderson Franco
SO:	37	Anderson Franco
GAMES:	19	Erick Gonzalez
CG:	1#	Anderson Franco

Gulf Coast League All-Star and GCL Astros Most Valuable Player **Darwin Rivera** held a team-leading .310 batting average that was sixth-highest in the GCL. A third baseman, Rivera also ranked among league leaders in hits (62, T-2nd), doubles (14, T-3rd), total bases (88, T-3rd) and RBI (29, 4th). Outfielder **Teoscar Hernandez** tallied the league's second longest home-game hitting streak at 14, from July 4-Aug. 3. He hit .354 (17-for-48) with two homers and 9 RBI in that span.

Right-handers **Agapito Barrios** (3.28 ERA) and **Ender-son Franco** (4.86 ERA) finished fourth and eighth, respectively, in the GCL in ERA. Right-hander **Erick Gonzalez** collected 10 saves for third highest in the league and finished 15 games, the fourth highest total in the GCL.

The No. 1 overall selection in the 2012 First-Year Player Draft, shortstop **Carlos Correa** hit for a .232 average, but had a .324 (11-for-34) mark against left-handed pitching. Correa batted in the No. 2 spot in the lineup for 38 of his 39 games with the GCL squad.

Edgar Alfonzo will manage the 2013 GCL Astros after serving as the club's hitting coach the past two seasons. He has six years of managerial experience in the New York Mets organization (2000-01, 2007-10). Pitching coach **Hector Mercado** and hitting coach **Marty Malloy** embark on their first seasons with the GCL Astros. Coach **Gordy MacKenzie** returns for his fifth consecutive season on the team's field staff.

Houston Astros Affiliates



GULF COAST LEAGUE ASTROS - FINAL 2012 STATISTICS

BATTING																		
BATTERS	AVG	G	AB	R	H	2B	3B	HR	RBI	TB	BB	SO	SB	CS	OBP	SLG	OPS	E
Carnahan, Jon	.250	13	36	3	9	2	0	0	2	11	2	4	0	1	.289	.306	.595	0
Correa, Carlos	.232	39	155	23	36	11	1	2	9	55	7	36	5	1	.270	.355	.625	11
De La Rosa, Luis	.149	27	47	9	7	1	2	1	6	15	6	15	2	0	.263	.319	.582	2
Diaz, Kenny	.194	19	31	2	6	0	0	0	2	6	1	6	0	0	.242	.194	.436	1
Gomez, Edwin	.260	31	96	10	25	7	1	1	12	37	5	25	0	1	.304	.385	.689	7
Gonzalez, Alfredo	.244	27	90	13	22	3	1	0	6	27	3	10	5	0	.299	.300	.599	1
Gonzalez, Wallace	.256	41	125	15	32	6	2	2	19	48	5	40	1	0	.295	.384	.679	1
Hernandez, Treoscar	.243	51	177	25	43	11	2	4	18	70	19	54	10	1	.325	.395	.720	5
Marte, Ydarqui	.210	33	62	11	13	3	0	1	5	19	1	17	1	0	.222	.306	.529	1
Martone, Luca	.091	10	11	0	1	0	0	0	0	1	2	2	0	0	.231	.091	.322	1
Mejia, Yonathan	.239	52	188	16	45	4	0	2	23	55	12	33	3	2	.284	.393	.576	9
Mier, Giovanni	.214	5	14	1	3	1	0	0	2	4	1	0	0	0	.250	.286	.536	1
Moronta, Cristian	.000	2	3	0	0	0	0	0	0	0	0	0	0	0	.250	.000	.250	0
Phillips, Brett	.251	54	175	26	44	7	6	0	13	63	28	48	7	5	.360	.600	.720	5
Polanco, Franny	.122	18	41	0	5	1	0	0	3	6	2	8	0	1	.182	.146	.328	1
Redinger, Jyle	.167	13	18	0	3	0	0	0	3	3	1	6	1	0	.211	.167	.377	3
Reynolds, Javaris	.214	11	28	3	6	0	0	0	0	6	4	7	1	2	.333	.214	.548	2
*# Rivera, Darwin	.310	57	200	24	62	14	0	4	29	88	19	44	0	2	.373	.440	.813	18
Ruiz, Rio	.271	23	85	13	23	8	2	0	11	35	12	22	2	0	.361	.412	.773	0
Santana, Juan	.268	56	194	16	52	12	0	0	24	64	10	22	5	1	.309	.330	.639	11
Schafer, Jordan	.500	1	2	0	1	0	0	0	0	1	0	0	0	0	.500	.500	1.000	0
Silfa, Yoel	.281	12	32	7	9	1	0	0	6	10	4	7	0	0	.361	.313	.674	4
Solano, Jose	.169	24	59	6	10	1	1	1	2	16	4	20	2	2	.246	.271	.517	8
Vizcaino, Kelvin	.087	10	23	2	2	0	0	0	0	2	1	9	2	1	.125	.087	.212	0
Wates, Austin	.556	3	9	2	5	0	0	1	2	8	0	2	0	0	.556	.889	1.444	0
Team Total	.244	59	1901	227	464	93	18	19	197	650	149	437	47	20	.307	.342	.648	97

PITCHING																			
PITCHERS	W	L	ERA	G	GS	CG	SHO	SV	SVO	IP	H	R	ER	HR	HB	BB	SO	WP	AVG
Abreu, Alan	1	2	2.70	14	0	0	0	0	1	20.0	17	7	6	0	3	15	8	5	.236
Barrios, Agapito	1	5	3.28	11	5	0	0	0	0	49.1	51	25	18	1	8	8	26	11	.266
Batista, Ricardo	1	0	1.71	14	1	0	0	0	0	21.0	13	5	4	0	1	17	18	3	.191
Culbreth, Brandon	1	3	5.91	10	4	0	0	0	0	32.0	37	27	21	1	4	18	22	2	.278
De Leon, Ambiorix	1	2	3.74	17	0	0	0	0	2	21.2	27	12	9	1	3	6	17	2	.290
Feliz, Michael	5	0	1.64	7	3	0	0	0	0	38.1	25	8	7	2	1	9	35	1	.185
Franco, Enderson	3	2	4.86	10	7	1	1	0	0	50.0	69	31	27	2	5	8	37	6	.329
Frias, Edison	4	1	2.14	10	5	0	0	0	1	46.1	44	17	11	1	4	15	32	3	.256
Gonzalez, Erick	2	0	1.80	19	0	0	0	10	13	25.0	24	7	5	0	1	9	14	3	.267
Gruduan, Reymin	1	1	5.40	8	3	0	0	0	0	18.1	26	11	11	1	0	16	16	4	.342
Gustave, Jandel	2	1	5.79	10	4	0	0	0	1	28.0	24	23	18	0	3	27	22	7	.224
Hallock, Kyle	0	2	3.12	5	5	0	0	0	0	8.2	10	4	3	0	0	3	7	2	.294
Holley, Krishawn	1	1	0.68	7	1	0	0	0	1	13.1	8	1	1	1	1	1	8	0	.167
Lo, Chia-Jen	0	1	0.00	8	5	0	0	0	0	11.0	5	2	0	0	1	2	11	0	.128
McCullers, Lance	0	1	1.64	4	4	0	0	0	0	11.0	10	2	2	0	0	2	12	0	.227
Mojica, Juan	0	3	11.30	11	0	0	0	0	3	14.1	17	19	18	1	3	8	15	2	.283
Montero, Jose	1	2	5.03	13	1	0	0	0	0	19.2	21	13	11	0	1	11	13	1	.288
Quintero, Rodney	0	3	5.93	12	0	0	0	0	0	13.2	13	11	9	0	5	13	14	3	.245
Rivera, Raul	2	1	2.00	12	6	0	0	1	1	36.0	36	11	8	2	2	4	35	3	.255
Sanchez, Gera	2	0	1.88	10	0	0	0	2	2	14.1	15	4	3	0	1	6	16	2	.288
Valdez, Jose	0	0	0.00	5	5	0	0	0	0	5.0	2	0	0	0	0	1	7	0	.111
Walter, Andrew	0	0	0.00	2	0	0	0	0	0	4.0	1	0	0	0	1	1	6	1	.083
Team Total	28	31	3.45	59	59	1	4	13	25	501.0	495	240	192	13	48	200	391	62	.258

* Denotes Gulf Coast League All-Star

Denotes team Most Valuable Player

Team Information

River Bandits

Review

Record Book

Midwest League

Houston Astros

Media



TERMS AND CONDITIONS OF CREDENTIALS FOR MINOR LEAGUE BASEBALL EVENTS

The term “Event” as used herein includes, but is not limited to, any exhibition, regular season or post season game. Each individual or entity signing for or using a credential, and his/her/its employers (each signer, user and employer, a “Bearer”), agrees to the following:

1. Each Bearer represents that he or she is acting on specific assignment for a newspaper, press, news or photographic service and that Bearer is authorized to bind himself or herself and any entity or entities with which he or she is affiliated to these terms and conditions.

2. The use of any account, description, picture, photograph, video, audio, reproduction, or other information concerning an Event (the “Event Information”) other than for news coverage of, or magazines, books or stories about the Events, or for First Amendment-protected purposes, is prohibited, except (a) by prior written consent of the President of the NAPBL or (b) as specifically licensed by Paragraph 6 below. Nothing in these terms and conditions authorizes Bearer to violate the Baseball Entities trademark, copyright and other proprietary rights. The Baseball Entities are the exclusive owners of, and expressly reserve all rights in, their trademarks, copyrights and other proprietary rights in their names, logos, mascots and uniform designs.

3. While an Event is in progress, Bearer shall not transmit or aid in transmitting any Event Information on a play-by-play or pitch-by-pitch basis more frequently than once every half-inning of play except to report on a significantly historic and newsworthy event. This limitation shall not apply to internal transmissions between the Bearer and Bearer’s employer.

4. While an Event is in progress Bearer shall not transmit, display, or aid in displaying any video, audio, pictures, photographs or other non-text based accounts or descriptions of the Event that Bearer obtains at that Event in any media, except this limitation shall not apply to internal transmissions between the Bearer attending the Events and such Bearer’s employer. The foregoing limitation shall not preclude the on-line transmission or display of up to seven still pictures or photographs of any Event during its progress; provided, however, that under no circumstances may Bearer display any more than seven still pictures or photographs of any Event during its progress.

5. Bearer assumes all risks incidental to the performance by the Bearer of Bearer’s services in connection with an Event and assumes all risks incidental to an Event, whether occurring prior to, during or subsequent to the actual playing of the Event, including, but not limited to, the risk of being injured by bats or fragments thereof, and thrown or batted balls, and agrees that the National Association of Professional Baseball Leagues, Inc., Professional Baseball Promotion Corp., all member Leagues and Clubs of the NAPBL, Major League Baseball, the Baseball Office of the Commissioner, and all of their constituent clubs, and all of their respective owners, shareholders, affiliated entities, stadium owners and managers, partners, agents, officers, directors, players and other employees (collectively, the “Baseball Entities”) shall not be liable for damages including, without limitation, damages for injuries or loss of or damage to personal property or equipment.

6. **PICTURES AND PHOTOGRAPHS:** The credential confers on Bearer a limited, non-exclusive and non-transferable license to take pictures and photographs of an Event, and to allow the entity that engaged the Bearer to use them only for news coverage of, or magazines, books or stories about the Event, other editorial purposes, and reprints of news pages from such entity’s publications, provided that such use is not likely to create, or does

TERMS AND CONDITIONS OF CREDENTIALS FOR MINOR LEAGUE BASEBALL EVENTS (Cont.)

not actually create, confusion in the minds of the trade or public that reprints or elements therein, or the items on which they are reprinted, are sponsored or endorsed by, or affiliated with, any of the Baseball Entities, or that any of the Baseball Entities licensed Bearer to use their trademark or copyrights. In exchange for the access granted by the credential, the Baseball Entities shall have the right to purchase prints of any published pictures or photographs taken by the Bearer in connection with the credential at the best financial terms offered to third parties, and such Baseball Entities shall be licensed at no additional charge to use the pictures or photographs for news coverage and promotional purposes. Except as specifically licensed herein, the Baseball Entities maintain that separate consent is required to transmit, offer to sell, or sell, any pictures or photographs featuring their respective trademarks, names, logos, uniform designs, copyrights, or other proprietary rights for commercial purposes, including in third party advertisements or promotions, or on posters, T-shirts or other consumer products.

7. **AUTOGRAPHS:** The use of the credential for the purpose of obtaining autographs is strictly prohibited. Seeking or obtaining autographs from any player, personnel, public figure, or other individual within or adjacent to the ballpark shall subject Bearer to the immediate and permanent revocation of Bearer's credential.

8. **THE CREDENTIAL IS NOT TRANSFERABLE AND MAY BE REVOKED AT ANY TIME WITHOUT CAUSE.**

9. While within the ballpark, Bearer shall at all times be subject to the direction and/or supervision of the Club and its designated agents or employees.

10. Bearer shall obtain all necessary licenses, consents or releases permitting the use of any party's proprietary material, including, but not limited to any party's copyrights, trademarks, rights of publicity, rights of privacy or other proprietary or personal rights, however denominated, included in any photograph taken or other material obtained in connection with the credential. The Bearer is solely responsible for determining which licenses, consents and releases shall be obtained. Bearer shall indemnify, defend (if requested) and hold harmless the Baseball Entities against and from any and all claims, liability, loss, damage or expense (including reasonable attorneys' fees and expenses) against third party claims arising out of or relating to: (a) Bearer's use of any Event Information taken or obtained in connection with the credential, including, without limitation, any claim that use of such Information infringes any third party's copyrights, trademarks, rights of publicity, rights of privacy, or other proprietary rights, however denominated; (b) Bearer's acts or omissions; (c) the presence on the premises of any cameras, wires, cable or other equipment brought thereon by Bearer; and (d) Bearer's breach of any term of the credential.

11. In the event that the name or the likeness of any individual using this credential is included in any broadcast, telecast, photograph, film, video or other media taken in connection with an Event, such individual grants the Baseball Entities the non-exclusive, transferable, perpetual right and license to use (and to sub-license the use of) such name and likeness in any media worldwide whether now known or hereafter devised.

NOTE: Each individual from your organization who will use a credential must sign and print their name on the back of the credential.



Notes

Team Information

River Bandits

Review

Record Book

Midwest League

Houston Astros

Media

MEDIA REGULATIONS

THE FOLLOWING IS A LIST OF TERMS AND CONDITIONS REGARDING MEDIA CREDENTIALS FOR QUAD CITIES RIVER BANDITS GAMES, WORKOUTS, ACTIVITIES AND EVENTS. THE QUAD CITIES RIVER BANDITS RESERVE THE RIGHT TO REVOKE MEDIA CREDENTIALS AT THEIR DISCRETION. FOR FURTHER INFORMATION, PLEASE CONTACT RIVER BANDITS DIRECTOR OF MEDIA RELATIONS MARCO LANAVE AT (563) 333-2727.

FIELD: Only credentialed media with designated field access will be allowed onto the field. All media must clear the field 15 minutes prior to the start of the game unless special permission has been granted.

PHOTOGRAPHERS: Print photographers are permitted in the dugout camera wells, located in each dugout toward the net behind home plate. Television photographers are encouraged to shoot from the handicapped sections throughout the main concourse.

PRESS BOX: The press box is located on the suite level behind home plate and is available to working media only. Due to limited space, only credentialed members of the media or others with a working function may enter the press box.

FOOD: Media food will be provided approximately 60 minutes before game time in the press box.

STATS & INFORMATION: Game notes and statistics are available in the press box approximately two hours before game time. Lineups are generally available approximately one hour before scheduled first pitch. Requests for information prior to your arrival at the ballpark should be directed to the Quad Cities River Bandits Media Relations Department.

CLUBHOUSE: The River Bandits clubhouse is open to the media during the first 30 minutes of visitors batting practice with permission from a member of the River Bandits Media Relations Department, as well as shortly after the game. If you have a specific request for an interview, please contact Marco LaNave at (563) 333-2727 at least 24 hours prior to the interview.

BATTING PRACTICE: Members of the media are welcome to attend batting practice and interview players during this time, as long as it does not interfere with the team's preparation. Unless otherwise coordinated, a member of the River Bandits Media Relations Department must accompany media members for interviews during batting practice. While on the field, members of the media must stay in foul territory to avoid possible injury. The bearer of a credential assumes all risks associated with the game of baseball. This includes, but is not limited to, being hit by a baseball or thrown bats.

To be issued a credential, a bearer must provide the River Bandits means of free access to any content produced from the bearer's coverage of the event. The bearer must also agree to the "Terms and Conditions of Credentials for Minor League Baseball Events".

The River Bandits and the Midwest League thank you for your support of Minor League Baseball. Should you have any questions regarding the River Bandits, please contact the team at (563) 324-3000.

APRIL

SUN	MON	TUE	WED	THUR	FRI	SAT
	1	2	3	4	5	6
				@KC 6:30	@KC 6:30	@KC 1:00
7	8	9	10	11	12	13
@KC 1:00	@BUR 6:30	@BUR 6:30	@BUR 6:30	PEO 7:00	PEO 7:00	PEO 7:00
14	15	16	17	18	19	20
PEO 2:00	CLI 7:00	CLI 7:00	CLI 7:00	@KC 6:30	@KC 6:30	@KC 1:00
21	22	23	24	25	26	27
@WIS 5:05	@WIS 6:35	@WIS 12:05	OFF	LAN 7:00	LAN 7:00	LAN 7:00
28	29	30				
GL 2:00	GL 11:55AM	GL 7:00				

MAY

SUN	MON	TUE	WED	THUR	FRI	SAT
		1	2	3	4	
		@SB 6:05	@SB 6:05	@SB 6:35	@WM 5:35	
5	6	7	8	9	10	11
@FW 12:00	@FW 5:35	OFF	CR 7:00	CR 7:00	CR 7:00	PEO 7:00
12	13	14	15	16	17	18
PEO 2:00	PEO 11:00AM	PEO 6:35	@WIS 6:35	@WIS 12:05	BEL 7:00	BEL 7:00
19	20	21	22	23	24	25
BEL 2:00	BEL 11:00AM	OFF	WIS 7:00	WIS 7:00	WIS 7:00	@CLI 6:00
26	27	28	29	30	31	
@CLI 2:00	@CLI 2:00	KC 7:00	KC 7:00	KC 7:00	@BEL 6:30	

JUNE

SUN	MON	TUE	WED	THUR	FRI	SAT
						@BEL 7:00
2	3	4	5	6	7	8
@BEL 2:00	@BEL 7:00	OFF	@CR 6:35	@CR 6:35	@CR 6:35	@PEO 6:30
9	10	11	12	13	14	15
@PEO 2:00	@PEO 7:00	CR 7:00	CR 7:00	CR 7:00	BUR 7:00	BUR 7:00
16	17	18	19	20	21	22
BUR 5:00	MIDWEST LEAGUE PLAYOFFS 6/18/19		KC 7:00	KC 7:00	KC 7:00	
23	24	25	26	27	28	29
KC 5:00	OFF	@PEO 7:00	@PEO 7:00	@PEO 7:00	@PEO 6:30	CLI 7:00
30						
CLI 5:00						

JULY

SUN	MON	TUE	WED	THUR	FRI	SAT
		1	2	3	4	5
		CLI 7:00	CLI 7:00	CLI 8:00	@KC 6:30	@KC 6:30
6	7	8	9	10	11	12
@KC 1:00	@KC 6:30	OFF	BG 7:00	BG 7:00	BG 7:00	DAY 7:00
13	14	15	16	17	18	19
DAY 5:00	DAY 1:00	OFF	@FW 6:05	@FW 6:05	@FW 6:05	@KC 6:00
20	21	22	23	24	25	26
@RLC 5:00	@RLC 10:00AM	OFF	@BUR 6:30	@BUR 6:30	@BUR 6:30	@BEL 7:00
27	28	29	30	31		
@BEL 2:00	@BEL 7:00	PEO 7:00	PEO 7:00			

AUGUST

SUN	MON	TUE	WED	THUR	FRI	SAT
				PEO 7:00	PEO 7:00	@CR 5:05
4	5	6	7	8	9	10
@CR 2:05	@CR 8:35	@CR 6:35	CLI 7:00	CLI 7:00	CLI 7:00	WIS 7:00
11	12	13	14	15	16	17
WIS 5:00	WIS 7:00	OFF	@CLI 7:00	@CLI 7:00	@CLI 7:00	BUR 7:00
18	19	20	21	22	23	24
BUR 5:00	BUR 7:00	BUR 7:00	CR 7:00	CR 7:00	CR 7:00	@BUR 6:30
25	26	27	28	29	30	31
@BUR 2:00	@BUR 6:30	@BUR 6:30	@WIS 7:05	@WIS 7:05	@WIS 7:05	BEL 7:00

SEPTEMBER

SUN	MON	TUE	WED	THUR	FRI	SAT
BEL 5:00	BEL 1:00		MIDWEST LEAGUE PLAYOFFS			

LISTEN TO EVERY GAME AT

RIVERBANDITS.com