



2013

# Chicago Rush Media Guide

#REDemption

## Table of CONTENTS

<b>Staff Directory</b>	<b>3</b>
<b>2013 Schedule</b>	<b>4</b>
<b>2013 Roster</b>	<b>5-6</b>
<b>Coaching Staff</b>	<b>7-9</b>
<b>Football Staff</b>	<b>10</b>
<b>Player Biographies</b>	<b>11-26</b>
<b>Team History</b>	<b>27-30</b>
<b>Season by Season</b>	<b>31-33</b>
<b>2012 Season Review</b>	<b>34-54</b>
<b>All-Time Team Stats</b>	<b>55-82</b>
<b>Top Performers</b>	<b>83-85</b>
<b>All-Time Roster</b>	<b>86-91</b>
<b>Highs and Lows</b>	<b>92-93</b>
<b>2013 Dancers</b>	<b>94</b>
<b>Media Information</b>	<b>95</b>
<b>Community Relations</b>	<b>96</b>
<b>Allstate Arena</b>	<b>97</b>
<b>AFL</b>	<b>98-101</b>
<b>2013 AFL Leaders</b>	<b>102</b>
<b>2013 AFL Awards</b>	<b>103</b>
<b>2013 AFL Schedule</b>	<b>104</b>
<b>2013 CBS Schedule</b>	<b>105</b>
<b>Commissioner Kurz</b>	<b>104</b>
<b>Officials</b>	<b>105</b>
<b>AFL Contacts</b>	<b>108</b>
<b>Coverage Map</b>	<b>109</b>
<b>2013 Opponents</b>	<b>110-115</b>

The 2013 Chicago Rush Media Guide was produced by the Rush Communications Department. Information within is for use by accredited members of the news media. Those desiring to use this information for commercial purposes must contact the Chicago Rush Communications Department. This guide is based on information available through March 8, 2013.

Designed by: **Mike McLaughlin**  
Written by: **Mike McLaughlin & Brian Szubrych**  
Contributions by: **Erin Herrmann & Ryan Young**

Staff **DIRECTORY**

**Front Office**

Owner/Managing Director	David Staral
Executive Vice President	Ryan Simmons
Director of Football Operations	Jon Redmond
Director of Game & Ticket Operations	Craig Bornemeier
Director of Marketing & Public Relations	Mike McLaughlin
Dance Team Coordinator	Gloria Esposito

Marketing & Public Relations Executive  
**Brian Szubrych**

Fan Relations Executives  
**Kyle August, Mike Marsico, Mollye Peters**

Interns  
**Carlos Jimenez, Jessica Scott, Cody Soukup**  
**Zonzerrias McGowin-Woods, Aaron Reid, Irvin Duffy**  
**Matthew Farrenkops, Scott Skuteris**

**Football Operations**

Head Coach	Bob McMillen
Assistant Head Coach & Def. Coordinator	Walt Housman
Offensive Coordinator	Siaha Burley
Director of Player Personnel & Ass't Coach	Scott Bailey
Equipment Manager	Jeff Henderson

**Medical Staff**

Head Team Physician	Dr. Raj Khanna, MD
Head Athletic Trainer	Brandon Gonzalez

# 2013 Chicago Rush

## SEASON SCHEDULE

1	<b>Saturday, March 23 v. Iowa</b>	<b>7:00</b>
2	<b>Sunday, March 31 v. Spokane</b>	<b>3:00</b>
3	Friday, April 5 @ San Antonio	7:30
4	<b>Sunday, April 14 v. Pittsburgh</b>	<b>3:00</b>
5	Saturday, April 20 @ Utah	8:00
6	Friday, April 26 @ Iowa	7:05
7	<b>Saturday, May 4 v. Philadelphia</b>	<b>8:00</b>
8	Saturday, May 11 @ Cleveland	6:00
9	<b>Sunday, May 19 v. Arizona</b>	<b>3:00</b>
10	Saturday, May 25 @ New Orleans	7:00
11	Saturday, June 1 @ Orlando	6:30
12	<b>Saturday, June 8 v. Utah*</b>	<b>7:00</b>
13	<b>Saturday, June 15 v. San Antonio*</b>	<b>7:00</b>
14	Saturday, June 22 @ Tampa Bay	6:30
15	Bye Week	
16	Saturday, July 6 @ Philadelphia	6:05
17	<b>Saturday, July 13 v. Cleveland</b>	<b>7:00</b>
18	Saturday, July 19 @ Arizona	8:00
19	<b>Saturday, July 27 v. San Jose</b>	<b>7:00</b>

\*Game at the BMO Harris Bank Center in Rockford  
All games Central Standard Time

# Alphabetical Training Camp ROSTER

Num.	Player	Pos.	Ht.	Wt.	Exp.	College
4	Anderson, Brandon	DB	5'11	185	2	Akron
23	Barnes, Freddie	WR	6'1	210	R	Bowling Green
24	Burks, Darnell	DB	6'0	200	2	Fort Valley State
14	Calvin, Jorrick	DB	5'11	190	2	Troy
11	Coffman, Carson	QB	6'3	215	2	Kansas State
18	Cox, Landon	WR	6'3	225	R	Northern Illinois
45	Crittenton, Jarrett	DL	6'6	300	2	Middle Tennessee State
79	Edwards, Steve	OL	6'5	340	4	Central Florida
9	Everett, Marcus	LB	6'1	210	4	UCLA
10	Forse, Nate	WR	6'4	220	4	California (PA)
1	Gray, Reggie	WR	5'10	175	4	Western Illinois
58	Hardwick, Jacob	DL	6'3	275	2	Albany State
12	Hoke, Anthony	DL	6'1	250	3	Cincinnati
7	Jackson, Tyus	LB	6'3	265	4	Memphis
89	Johnson, Taurus	WR	6'1	215	2	South Florida
52	Knapton, Gabe	LB	6'3	260	R	Wyoming
66	Maddux, Jeff	OL	6'4	315	3	Central Michigan
75	Madison, Colin	OL	6'4	325	2	Temple
6	Martinez, Jose	K	5'10	205	R	UTEP
55	McNally, Brian	DL	6'3	265	R	New Hampshire
21	Moody, Semaj	DB	5'10	195	2	South Carolina State
70	Niland, Greg	OL	6'5	310	2	Massachusetts
27	Norton, Jarell	DB	6'0	190	3	Arkansas
63	O'Neill, Ryan	OL	6'4	295	2	Dartmouth
34	Payne, JJ	FB	5'11	255	3	Western Illinois
3	Phinisee, Joe	DB	5'10	190	4	Walsh
73	Plue, Ken	OL	6'6	345	R	Purdue
98	Quaye, Ko	DL	6'1	305	2	South Dakota
88	Stewart, Juamorris	WR	6'3	210	2	Southern
91	Walker, Derek	DL	6'4	290	2	Illinois
71	Wills, Jeff	OL	6'1	335	R	Minnesota
2	Wright, Rodney	WR	5'10	185	6	Fresno State

**Pronunciation Guide:**  
Forse: Like the word "Force"  
Knapton: NAP-ton  
Semaj: seh-MAJ  
Phinisee: FIN-eh-see  
Quaye: Kay

# Numerical Training Camp ROSTER

Num.	Player	Pos.	Ht.	Wt.	Exp.	College
1	Gray, Reggie	WR	5'10	175	4	Western Illinois
2	Wright, Rodney	WR	5'10	185	6	Fresno State
3	Phinisee, Joe	DB	5'10	190	4	Walsh
4	Anderson, Brandon	DB	5'11	185	2	Akron
6	Martinez, Jose	K	5'10	205	R	UTEP
7	Jackson, Tyus	LB	6'3	265	4	Memphis
9	Everett, Marcus	LB	6'1	210	4	UCLA
10	Forse, Nate	WR	6'4	220	4	California (PA)
11	Coffman, Carson	QB	6'3	215	2	Kansas State
12	Hoke, Anthony	DL	6'1	250	3	Cincinnati
14	Calvin, Jorrick	DB	5'11	190	2	Troy
18	Cox, Landon	WR	6'3	225	R	Northern Illinois
21	Moody, Semaj	DB	5'10	195	2	South Carolina State
23	Barnes, Freddie	WR	6'1	210	R	Bowling Green
24	Burks, Darnell	DB	6'0	200	2	Fort Valley State
27	Norton, Jarell	DB	6'0	190	3	Arkansas
34	Payne, JJ	FB	5'11	255	3	Western Illinois
45	Crittenton, Jarrett	DL	6'6	300	2	Middle Tennessee State
52	Knapton, Gabe	LB	6'3	260	R	Wyoming
55	McNally, Brian	DL	6'3	265	R	New Hampshire
58	Hardwick, Jacob	DL	6'3	275	2	Albany State
63	O'Neill, Ryan	OL	6'4	295	2	Dartmouth
66	Maddux, Jeff	OL	6'4	315	3	Central Michigan
70	Niland, Greg	OL	6'5	310	2	Massachusetts
71	Wills, Jeff	OL	6'1	335	R	Minnesota
73	Plue, Ken	OL	6'6	345	R	Purdue
75	Madison, Colin	OL	6'4	325	2	Temple
79	Edwards, Steve	OL	6'5	340	4	Central Florida
88	Stewart, Juamorris	WR	6'3	210	2	Southern
89	Johnson, Taurus	WR	6'1	215	2	South Florida
91	Walker, Derek	DL	6'4	290	2	Illinois
98	Quaye, Ko	DL	6'1	305	2	South Dakota

## Pronunciation Guide:

Forse: Like the word "Force"      Phinisee: FIN-eh-see

Knapton: NAP-ton      Semaj: seh-MAJ

Quaye: Kay

## Head Coach **Bob MCMILLEN**

Bob McMillen enters his third season as the head coach of the Chicago Rush after a 10-8 campaign in 2012.

Following a remarkable rookie campaign in which he led Chicago to a 13-5 record and a berth in the National Conference Championship Game, McMillen continued to produce a winning brand of football in town during his sophomore season.

The Rush posted their second consecutive winning season under McMillen in 2012, finishing 10-8, including a 4-2 record against Central Division foes. Even more remarkable, the Rush won all but two games at Allstate Arena in 2012.

Per usual, a stout defense was at the head of McMillen's team. After surrendering a League-low 46.3 points per game in 2011, McMillen's troops allowed just 2.4 yards per carry in 2012 to cement their place as one of the League's best rushing defenses.

McMillen has become a Chicago staple, first as a player, when he spent the last five years of his illustrious 13-year playing career with the Rush, and then as a coach, when he transitioned immediately to the sideline following the end of his playing days.

In 2012, McMillen was named the 17th Greatest Player in Arena Football. McMillen was a three-time college football All-American for Illinois Benedictine. He began his collegiate career at College of DuPage, where he played tight end.

He and his wife, Joanie, have two sons and a daughter.



## Assistant Head Coach & Defensive Coordinator **Walt HOUSMAN**

Coach Hous is in his eleventh season with the Rush organization after originally joining the team on February 1, 2001 as the Assistant Defensive Coordinator and Line Coach. He was promoted to Defensive Coordinator October 15, 2001 and he has also served as Assistant Head Coach from 2002-2007.

Coach Hous spent two seasons (2009-2010) as the Defensive Line Coach at Holy Cross University in Worcester, Massachusetts.

Has had a pair of Rush linemen selected to the All-Arena team – John Moyer (2002, 2003, 2004, 2005) and James Baron (2002), and one named to the All-Rookie team – Khreem Smith (2006). Moyer was voted AFL Lineman of the Year after the 2004 season.

Coached the strongest defense in Rush history in 2007, as the team ranked first in the AFL in scoring defense, giving up just 44.9 points per game; first in takeaways, with 44; and first in opponent passer rating, holding opposing QBs to a rating of just 91.4.

The Rush defensive line finished tied for third in the AFL in sacks in 2006 with 21.

In 2004, the Rush offensive line allowed a league-low three sacks in 2002.

Served as the Defensive Line Coach for Central Connecticut State University in the fall of 1999. Spent the fall of 2000 as the Linebackers Coach at Saint Anslem College in Manchester, NH.

Spent seven seasons at the University of South Dakota, including a two-year stint as the Defensive Coordinator and Assistant Head Coach (1997-1998). Prior to those roles he served as the Special Teams Coordinator and Defensive Line Coach (1994-1996) as well as the Defensive Line Coach and Strength Coordinator (1992-1993).

Also has coached in the AFL with the New Orleans Night (1992) and Miami Hooters (1995).

Began his coaching career as the Defensive Line Coach at Upsala College in 1988, also served as an Assistant Coach at Merrimack (NH) High School in 1989-1990.

Played in the AFL for four seasons as an offensive and defensive lineman with the New York Knights (1988), the Denver Dynamite (1989-1990) and the New Orleans Night (1991). He also played in the NFL for the New Orleans Saints in 1987.

Was an offensive lineman at the University of Iowa (1981-1983) and a member of the Hawkeyes' 1982 Rose Bowl team that played Washington.

Received a Bachelor's Degree in Business Administration from Upsala College in East Orange, NH in 1986, played football for three years and basketball for one at Upsala.

Was born October 13, 1962, in Marshall, MO. He's the proud son of Janice Housman and the late Walt Housman Jr. of Merrimack NH. Is also the proud uncle of two nieces, Sydney and Riley, and a nephew, Jackson. Coach Hous is single and has two cats. He graduated from Merrimack High School in 1981, where he was an All-State selection in football, basketball and baseball.





## Offensive Coordinator **Siaha BURLEY**

Siaha Burley will take over the offensive play-calling duties for the 2013 season. He made his coaching debut as the Arizona Rattlers' wide receiver coach in 2011. That year, the Rattlers were second in scoring offense and touchdowns and seventh in passing offense while setting a league record for 18 wins.

Burley's name has been well-known for years. He played in the AFL from 2001-2010, is widely considered as one of the top offensive forces to ever play in the league.

He tallied 843 receptions for 10,810 yards and 237 touchdowns over a highly decorated career with four different teams. He reached the pinnacle of his playing career in 2007 with the Utah Blaze, accruing over 2,100 receiving yards while being named the AFL Offensive Player of the Year.



## Assistant Coach & Director of Player Personnel **Scott BAILEY**

Bailey is in his eighth season with the team after originally being hired March 1, 2006.

After three seasons as Assistant Special Teams Coach, Scott was promoted to Special Teams Coordinator in September 2011.

Responsible for the scouting, evaluating, recruiting and signing of all potential players, Bailey also coordinates scouting efforts for all college and pro leagues. He also plays a day-to-day role in the evaluation and management of the current Rush roster and provides analysis for future player acquisitions.

Scott worked in several different capacities with the Chicago Bears from 1995-2001. He graduated with a degree in Marketing from Emerson College in Boston.

During 2009, Scott filled his off-time working as a cross country camping guide for Trek America. Was a three sport athlete in high schools in California, Illinois and Ohio.



Scott and his wife reside in Naperville. He was born October 26, 1978 in Lake Forest, IL.

## Equipment Manager Jeff **HENDERSON**

Jeff 'Hendo' Henderson, who is in his eleventh season with the Rush, brings over 25 years of experience to the job.

He broke into professional football as the Indianapolis Colts' Training Camp and Home Game Equipment Assistant during the 1988 season after attending Eastern Illinois University. Since then, he has served as equipment manager for eight different teams over three leagues.

He's been rewarded for his excellence on multiple occasions, including being a three time Arena Football League Equipment Manager of the Year (2000, 2011, 2012)

Jeff is married with one son, Robbie.



## Head Athletic Trainer

### Brandon **GONZALEZ, ATC, PES**

Brandon enters his first year with the Chicago Rush as the Head Athletic Trainer. He is in charge of all aspects of keeping the players on the field.

Brandon graduated in 2009 from Lewis University with a degree in Athletic Training. Prior to joining the Rush Brandon served as an Athletic Training Intern with the Northwestern University Wildcat football team in 08' followed by an Athletic Training Staff Assistant position with the Miami Dolphins in 09'. Since then he had been working at The University of Chicago where he oversaw the football, wrestling, softball, and track and field teams. (09'-13').



Brandon resides in Hyde Park with his fiancée Anna



**#2 Brandon ANDERSON** defensive back  
**5'11 185 Second Year Akron**

Professional:

2012: Won ArenaBowl with Arizona Rattlers, where he recorded ten tackles in the game. Finished with 16 tackles in three postseason games with the Rattlers...2009: Appeared in three games for the Tampa Bay Buccaneers. Signed as an undrafted free agent following the 2009 Draft by the Indianapolis Colts. Has also been a member of the Cleveland Browns

College:

2008: Recorded 27 solo and 15 assisted tackles for a total of 42 on the season. Moved back to his natural position of cornerback...2007: Played in all 12 games mostly at strong safety, despite battling a season-long foot injury. Tallied 17 tackles while backing up Chevin Pace...2006: Started six and played in all 12 games, he recorded 27

tackles...2005: Appeared in all 13 games, mostly as a third cornerback. Made 22 tackles, including 16 solo.

Personal:

Born December 10th, 1985 in Dublin, VA. Played one semester at Hargrave Military Academy, where he recorded 40 tackles and three interceptions. First-Team all-district choose at RB and DB in his junior and senior years at Pulaski HS. Second in state long jump as senior.



**#23 Freddie BARNES** wide receiver  
**6'1 210 Rookie Bowling Green**

Professional:

2011: Appeared in the CFL for one game as a member of the Saskatchewan Roughriders, joined practice squad...2010: Signed as an undrafted free agent with the Chicago Bears, joined the practice squad.

College:

2009: Played and started in all 13 games. Received First-Team All-MAC after leading the country with 155 receptions and 19 touchdowns. His 155 receptions set a new mark in NCAA history. His 1,770 receiving yards ranked second in the nation...2008: Started in eight and played in nine games. Finished second on the team with 40 receptions and 355 receiving yards...2007: Started all 13 games and led the team with 82 receptions, 962 yards, and nine touchdowns in his first full season as a wide receiver. Third team All-MAC honors...2006:

Played in all 12 games. Saw time as a quarterback, running back, and wide receiver. Gained 405 yards on the ground, 203 yards through the air, and threw for 210 yards. Rushed for nine touchdowns, received two, and passed for one...2005: Redshirt

Personal:

Born December 6, 1986 in Chicago Heights, IL. Attended Homewood-Flossmoor High School where he earned three letters. He was the captain, earned team MVP honors, and was named All-Area and All-Conference in 2004. He also lettered in basketball.




#24 Darnell **BURKS** defensive back  
 6' 200 Second Year Fort Valley State  
 Professional:  
 2012: Tallied 10 tackles in 2012 as a member of the Milwaukee Mustangs...2011: Signed by the New York Giants as an undrafted free agent

College:  
 Attended Fort Valley State (GA), where he was named to the preseason All-SIAC Conference second team his senior season

Personal:

Born July 15th, 1989 in Shellman, GA. Lettered in football, track and field, wrestling, and baseball at Randolph Clay High School. Received All Region honors in football and All Area in wrestling



#14 Jorrick **CALVIN** defensive back  
 5'11 190 Second Year Troy  
 Professional:  
 2012: Started season with New Orleans Voodoo. Had four interceptions, 48.5 tackles and two touchdowns before being released. Signed with the Rush in Week 15. Had six interceptions (team high) and 52.5 tackles in six games for the Rush. Honored with AFL Defensive Player of the Week after posting 8.5 tackles and two interceptions in his debut with the Rush...2010: Drafted by Arizona Cardinals in sixth round (201st overall) of 2010 NFL Draft. Traded to Philadelphia Eagles, where he became starting kickoff returner.

College:  
 2008: Started 12 of 13 games at corner and contributed at kick returner. Averaged 25.7 yards per kickoff return which ranked first in the Sun Belt Conference. Has 76 tackles (four for loss), two interceptions, two fumble recoveries and a forced fumble. Became first player in team history to ever earn Sun Belt Defensive and Special Teams Player of the Week honors in the same week

after he posted 11 tackles (two for a loss) and returning a kickoff 95 yards for a TD...2006-2007: Played two seasons at East Central (MS) Community College. Had five interceptions in freshman season. Earned Kemba Bryant Most Valuable Defensive Back Award...2005: Redshirted at Northwestern State (LA) University

Personal:

Born July 17, 1987 in Scotlandville, LA. Attended Redemptorist High School and Scotlandville Magnet. Won back-to-back state titles at Redemptorist in 2002 and 2003. First team All-district, All-Area and All-Metro as a senior. Had 13 interceptions in senior season.



#11 Carson **COFFMAN** quarterback  
 6'3 215 Second Year Kansas State  
 Professional:  
 2012: Assigned to Utah Blaze, completed three passes for 29 yards

College:  
 2010: Set single-season completion percentage record, threw for 2,060 yards and 14 touchdowns. Finished 5th in KSU's passer efficiency record with 143.1 quarterback rating...2009: Started 4 and played in 6 games, completed 71 passes for 860 yards and 2 touchdowns...2008: Completed 61% of his passes for 282 yards and a touchdown as a reserve behind Josh Freeman...2007: Completed 3 passes for 22 yards in four games...2006: Redshirted

Personal:

Born April 29, 1988. Attended Raymore-Peculiar H.S. in Missouri. Led his team to two 5A State Championships in 2004 and 2005. Missouri Class 5 Offensive Player of the Year in 2005. His father Paul Coffman was a 3-time Pro-Bowl tight end in his 11-year NFL career with Green Bay, Kansas City, and Minnesota.



#18 Landon **COX** wide receiver  
 6'3 225 Rookie Northern Illinois  
 Professional:

2012: Signed with Tampa Bay Buccaneers...2011: Appeared in two preseason games with the Cincinnati Bengals but did not record a reception.

College:  
 Played in 50 games for Northern Illinois, starting 30. Hauled in 98 total passes for 1,109 yards and eight touchdowns.  
 2010: Played in 14 games and ranked third on the team in receptions with 35 at wide receiver. He was fourth on the team with 429 receiving yards and three touchdowns. Earned third-team All Mid-American Conference honors.  
 ...2009: Played in all 13 and started in 10 of NIU's games. He led the team in receiving with 535 yards on 45 receptions and four touchdowns. Honored as NIU's Receiver of the Year...2008: Appeared in all 13 and started eight games at wide receiver. He made at least one catch in nine

games...2007: A true freshman, he appeared in 10 games, primarily on special teams as a kickoff coverage unit.

Personal:

Born June 19, 1989 in Calumet City, IL. Attended Thornton Fractional North High School in Calumet City, where he was named to the second team All-State squad as a senior. Led the Meteors to the conference title and Class 6A playoffs as a senior. He also lettered in basketball and track and field.





#45 Jarrett **CRITTENTON** defensive lineman  
6'6 300 Second Year Mid. Tenn State  
Professional:

2012: Tallied nine tackles, 1.5 sacks, and a pass blocked as a member of the Cleveland Gladiators...2011: Signed as a free agent by the Seattle Seahawks. Claimed off waivers by the Pittsburgh Steelers and released as final roster cut.

College:

2010: Recorded 26 tackles and four sacks as a defensive end...2009: Appeared in eight games and recorded 10 tackles and three quarterback hurries...2008: Redshirt

Personal:

Born January 5, 1988 in Fayetteville, GA. Honored with all-region and all-county honors at Fayette County HS as a senior. Also lettered in basketball as a senior.



#79 Steve **EDWARDS** offensive lineman  
6'5 340 Fourth Year Central Florida  
Professional:

2011: Signed by Arizona Rattlers, appeared in all but six games due to injury...2009: Signed by California Redwoods of the United Football League...2008: Signed with Arizona Rattlers and started six games...2007: Signed by the Baltimore Ravens, waived because of injury...2006: Appeared in two games with the New York Giants...2002-2005: Played in 38 games (24 starts) for the Chicago Bears over the course of four seasons...2002: Signed as an undrafted free agent by the Philadelphia Eagles

College:

2000-2001: Started 20 games in two seasons at Central Florida...1999: Attended Tennessee State...1998: Attended West Hills Community College

Personal:

Born February 20, 1979 in Chicago, IL. Attended Mt. Carmel High School in Chicago, where he played on the same team as Donovan McNabb in his freshman year.



## #9 Marcus **EVERETT**

linebacker

6'2 210

Fourth Year

UCLA

Professional:

2012: As a wide receiver he caught 20 receptions for 224 yard and seven touchdowns. He rushed twice for 22 yards and a touchdown. Defensively, he recorded 11 solo and 13 assisted tackles at the linebacker position. Four passes blocked, two forced fumbles, three fumble recoveries, and nine interceptions for 131 yards and three touchdowns helped him earn Second Team All-Arena at the JLB position and All-Ironman Team honors...2011: First season playing both sides of the ball in the AFL, he made seven receptions for 57 yards and a touchdown. He also rushed for 14 yards and a touchdown on three carries. 63.5 tackles, one sack, two passes blocked, a forced fumble, four fumble recoveries, and four interceptions stuffed the defensive statistics sheet. He also scored two defensive touchdowns...2010: Played on the defensive side of the ball, where he tallied 25.5 tackles, three passes blocked, one forced fumble and recovery, three interceptions, and two defensive touchdowns.

College:

2008: Started four and appeared in seven games. Suffered an injury that forced him to the sidelines for five games and returned for limited action later in the season...2007: Suffered an ankle injury that cost him nine of the final ten games. For the season, he had 10 receptions for 134 yards...2006:

Started eight and appeared in all 13 games. Tied for the team lead with five touchdowns and led the team with 450 receiving yards. He led the team with 21 catches for first downs...2005: Ranked third on the squad with 32 receptions for 390 yards and two touchdowns in 10 games. He started in six of the contests...2004: Appeared in each of the final 11 games of the season. He made nine receptions for 110 yards on the season.

Personal:

Born December 22, 1985 in Los Angeles. At Chaminade College Prep he lettered for four years as a wide receiver and defensive back. He made a school-record 70 catches for 1,368 yards and 16 touchdowns as a senior. Also lettered in track and basketball, where he was a four-time All-Mission league point guard.



## #10 Nate **FORSE**

wide receiver

6'4 220

Fourth Year

California (PA)

Professional:

2012- Orlando Predators: 49 catches for 492 yards and five touchdowns. Caught 11 passes for 135 yards and two touchdowns in a Week 2 matchup against the Rush...2011- Arizona Rattlers: 19 catches for 212 yards and six touchdowns...2010- Milwaukee Iron: 111 catches for 1,386 yards and 26 touchdowns

College:

Attended California (PA), where he led the team in receiving for three consecutive seasons...Accumulated 59 receptions for 804 yards and ten touchdowns his senior year, garnering All-Pennsylvania State Athletic Conference honors...Attended West Virginia before transferring to California

Personal:

Born February 29th, 1984



**#1 Reggie GRAY**

5'10 185  
Professional:

Fourth Year

wide receiver  
Western Illinois

2012: Led the team with 108 receiving yards per game (fourth in the AFL). Was third in the league with 181 all-purpose yards per game. Finished with 1,937 receiving yards, 32 shy of the record he set in 2011. Broke Rush records for receptions in a game (13), receptions in a season (140), career receiving touchdowns (97), career all purpose touchdowns (105), career receiving yards (3,906) and career points scored (622). Had 52 total touchdowns: 48 receiving, one rushing and three kick returns...2011: Returned to the Rush. Played in all 18 games. Caught 130 passes for 1,969 yards (both team records) and 49 receiving touchdowns. Had 4 kick returns for touchdowns. Scored second most points in league (322), was third in all-purpose yards (2,678), and was third in receiving yards. Voted second team All-Arena and made All-Ironman team as WR/KR...2008: Signed by the Rush. Member of practice squad

College:

Finished career with 155 receptions (1st all time), 2,454 receiving yards (1st all time), 16 touchdowns, and averaged 15.8 yards per catch...2005: Finished with 60 receptions, 713 receiving yards, and 5 touchdowns...2004: Finished with 33 receptions, 551 receiving yards, and 1 touchdown...2003: Finished with 46 receptions, 792 receiving yards, and 8 touchdowns...2002: Finished with 16 receptions, 398 receiving yards, and 2 touchdowns.

Personal:

Born April 29, 1984 in Chicago. Attended Morgan Park High School. Led team to 2001 City Championship. All-State wide receiver and kick returner.



**#58 Jacob HARDWICK** defensive lineman

6'3 275  
Professional:

Second Year

Albany State

2012: Played in 9 games with the Utah Blaze. Recorded seven tackles and one sack...2011: Signed with the Albany Panthers of the Southern Indoor Football League, where he started in one game and appeared in five. Recorded 10 tackles and 3.5 sacks.

College:

2010: Registered 56 tackles, 12.5 sacks and 5 forced fumbles while playing in all 12 games at ASU. All-Southern Intercollegiate Athletic Conference first-team selection. Ranked first in SIAC and fifth in D-II in sacks per game...2009: Played in all 11 games and recorded 50 tackles and 9.5 sacks...2008: Missed season due to transfer from Bowling Green to Albany State...2007: Recorded 35 tackles, 4.5 sacks and a forced fumble while starting in 5 and appearing in 10 games...2006: Recorded 21 tackles, a forced fumble, and 3.5 stops for losses as he started in all 12 games as a red-shirt freshman

Personal:

Born December 3, 1986. Attended Ocean Lakes High School in Virginia Beach, VA. Team captain as a lineman, he was a two-time All-District honoree.





#12 Anthony **HOKE** defensive lineman

6'1 250 Third Year Cincinnati

Professional:

2012: Appeared in four games with the Cincinnati Bengals, recorded a tackle versus Detroit...2011: Recorded 26 tackles and 7.5 sacks for the Cleveland Gladiators. He also tallied seven blocked passes and two forced fumbles...2010: 6.5 sacks and an interception, combined with his 15 tackles at defensive end assisted in being named to the Second Team All-Arena team as a member of the Cleveland Gladiators.

College:

2006: Started all 13 games at DE. Finished second in sacks with 5.5 and fourth in tackles for a loss with 8.5...2005: Led the team with three forced fumbles while playing at end, outside linebacker, and interior pass rusher...2004: Saw action in final eight games on d-line. Received Newcomer of the Year award for defense and named to the C-USA All-Freshman Team.

er of the Year award for defense and named to the C-USA All-Freshman Team.

Personal:

Born June 19th, 1986 in Warren, Ohio. He attended Warren G. Harding High School, where he led his team to a 36-4 record during his four years. Ohio Division I Defensive Player of the Year and Northeast Ohio Defensive Player of the Year.



#7 Tyus **JACKSON** linebacker

6'3 265 Fourth Year Memphis

Professional:

2012: 24.5 tackles and 1.5 sacks with the Milwaukee Mustangs. Started the season with the Kansas City Command, where he racked up 5.5 tackles...2011: Member of the Kansas City Command, where he posted a career-best 26.5 tackles. Added 6.5 sacks...2010: Compiled eight sacks and 24 tackles as a member of the Milwaukee Iron.

College:

Started his collegiate career at NE Mississippi Community College. Redshirted at Memphis in the fall of 2003, then played all twelve games in 2004. Collected 13 tackles as a junior...2005: Started three of 15 games. Tallied 13 tackles and one sack.

Personal:

Born November 22, 1982 in Birmingham, Alabama.



**#89 Taurus JOHNSON** wide receiver  
**6'1 215** Second Year South Florida

**Professional:**

2012: Recorded 10 receptions for 89 yards with the San Jose SaberCats. Also tallied two tackles on defense...2011: Member of Washington Redskins practice squad...2010: Played for the Hartford Colonials of the United Football League. Signed with Washington Redskins practice squad...2009: Signed as undrafted free agent by Kansas City Chiefs. Signed to practice squad of Detroit Lions and Miami Dolphins throughout season.

**College:**

2008: Saw action in all 13 games and started seven. Third-team All-Big East. Finished career among leaders in school receiving records. Tallied 38 receptions for 498 yards and six touchdowns. Finished second in school history in kickoff returns (39) and third in kickoff return yards (784)...2007: Started five and played in 11 games. 34 receptions, 407 yards, and

four touchdowns...2006: Second on team with 37 receptions for 494 yards and two touchdowns...2005: Saw action in all 12 games as a true freshman.

**Personal:**

Born April 13th, 1986 in Fort Myers, Florida. Attended Cape Coral High School in Florida, where he set school records for yards receiving in a single game (178 yards), long kick return (99), receptions in a season (40), receiving yards in a season (831), career receptions (71), and career receiving yards (1,128).



**#52 Gabe KNAPTON** linebacker  
**6'3 260** Rookie Wyoming

**College:**

2011: Led all Mountain West defensive linemen with 74 tackles. Recorded 6.5 sacks. Selected to All-Mountain West Second Team. Finished college career with 361 tackles, #10 overall among active players in NCAA...2010: Tallied 67 tackles while moving to the defensive line and earned Honorable Mention All-Mountain West honors in his first year on the line...2009: Recorded 128 tackles. His average 9.8 tackles per game ranked number 4 in the Mountain West Conference. Had 17 tackles versus UNLV and 12 tackles versus #2 ranked Texas and #16 Utah...2008: Recorded 92 tackles started at inside linebacker. His 18 tackles versus UNLV tied for number 5 on UW's single-game tackles record. Jumped from redshirt freshman to starting middle linebacker...2007: Redshirted

**Personal:**

Born May 10, 1989 in Mead, Colorado. Named All-Colorado, First Team All-State Class 4A, and All-Area Defensive Player of the Year at Skyline High School in Longmont, Colorado.



#66 Jeff **MADDUX** offensive lineman  
6'4 315 Third Year Central Michigan  
Professional:

2012: Started in 15 games on the OL for Cleveland Gladiators and appeared in 16 games. Signed by the Detroit Lions, released...2011: Signed as an undrafted free agent by the Detroit Lions, released following an ankle injury.

College:

2010: Started first 10 games at left guard, switched to right last 2 games. All-MAC second team, offensive line allowed just one sack in losses versus Miami and Toledo...2009: Started at left guard in all 14 games. CMU led the MAC in scoring...2008: Started 11 games (6 at left guard, 5 at right guard) as CMU ranked 2nd in the MAC in passing and total offense...2007: Appeared 12 and started in 9 games at left guard. Part of 3rd ranked OL in MAC in sacks allowed per game...2006: Redshirted

Personal:

Born August 6, 1988 in Monroe, Michigan. Attended Monroe H.S., where he was a 3-year starter and only player to win Most Valuable Lineman Award three times. All-Mega Red first team selection and Detroit Free Press Dream Team. Also 2-year letterman in wrestling.



#75 Colin **MADISON** offensive lineman  
6'4 325 Second Year Temple  
Professional:

2012: Signed with the Rush and appeared in five games due to injury...2011: Signed as an undrafted free agent by the Baltimore Ravens.

College:

2010: Started nine and played in all 12 games and started nine at right guard and two at left guard. First-team All-MAC honoree...2009: Started all 13 games at right guard. Made Midseason second-team All-MAC and named the coaches' offensive player of the game following a win over Ball State...2008: Played in final six games as a reserve...2007: Started in four straight games at left guard and played in nine games...Also competed

in track and field for Temple.

Personal:

Born June 13th, 1989 in Villa Park, IL. Attended Willowbrook High School in Villa Park, where he won All-State honors in football, track and field, and wrestling.



#6 Jose **MARTINEZ**

kicker

5'10 200

Second Year

UTEP

Professional:

2012: As a member of the Milwaukee Mustangs he made six of his 12 field goal attempts. He completed 56 of the 64 extra points that he attempted. He also recorded three tackles on defense...2011: Signed by Sacramento Mountain Lions of the United Football League.

College:

2007: First team All-Conference USA, tied for 30th in the nation in field goals. Credited with four tackles on special teams...2006: Redshirted...2005: Bakersfield College's Special Teams Player of the Year. Second-Team All-Western State Conference after converting 81.3 percent of his field goal attempts...2004: Handled

kickoffs and punts for Bakersfield as they went 7-4 on the season.

Personal:

Born July 24, 1986 in San Jose, CA. Attended South HS in Bakersfield, CA. All-Area and All-Southwest Yosemite League as a senior punter. Lettered three years in soccer and earned Jockey Club Award as Bakersfield's top athlete in the city.



#55 Brian **MCNALLY**

defensive lineman

6'3 265

rookie

New Hampshire

Professional:

2012: Entered the NFL as a college free agent. Signed with the Redskins on May 2, 2012. Appeared in all four preseason games for the Redskins. On Aug. 29 versus Tampa Bay, he recorded a tackle and an assist in the Redskins' final preseason game of 2012.


College:

2011: Started all 12 games as co-captain of UNH. Recorded 26 tackles and led team with 7.5 sacks and 9.5 tackles for loss. Received Jim Urquhart Student-Athlete of the Year award...2010: Named College Sporting News Sweet-63 All-America, ECAC All-Star, All-CAA First Team honors after starting all 13 games. Set UNH all-time single-season record with 13.5 sacks, led the CAA and was third in FCS...2009: Tallied 17 solo and 29 total tackles in 12 games for the Wildcats, his 4 sacks were second-most for New Hampshire...2008: Played in

all 13 games. Named CAA Defensive Rookie of the Year as he started on the defensive line. Led the team with 8.5 tackles for loss...2007: Redshirt season

Personal:

Born September 5, 1989 in Cornwall, New York. Attended Cornwall High School in New Windsor, New York. Second-team all-state at DE. Helped lead Cornwall to an 11-2 record as Section 9 Champions and New York state runner-up. Also three-time letterwinner for Cornwall High School basketball team.



#21 Semaj **MOODY** defensive back  
5'10 195 Second Year South Carolina St  
Professional:

2012: Played in all 18 games for the Rush and led the team in tackles with 86.5. Also had three interceptions, 10 pass breakups, and 2 fumble recoveries (one returned for a touchdown)

College:

2010: Appeared in nine games and finished with 22 tackles and two interceptions...2009: Started all 12 games at cornerback. Finished with 16 tackles, three interceptions and three pass breakups...2008: Appeared in only three games as receiver...2007: Appeared in just four games. Contributed four catches for 20 yards...2006: Redshirted

Personal:

Born July 1, 1988. Attended Denmark-Olar High School in South Carolina. Played both football and basketball. Was named to All-Region football team all four years and named Region player of the year as a senior.



#70 Greg **NILAND** offensive lineman  
6'5 310 Second Year Massachusetts  
Professional:

2012: Began season with Arizona Rattlers before being traded to the Pittsburgh Power. He appeared in just two games in 2012 and recorded 1.5 tackles...2011: Signed as an undrafted free agent by the Arizona Cardinals. Claimed off waivers by the Detroit Lions.

College:


2010: Started all 10 games as an offensive lineman in his first season at UMass. Assisted in ranking second in the CAA and 26th in NCAA in fewest sacks allowed at 1.3 per game. Earned CAA All-Conference First Team & All-New England Football Team honors...2009: Blocked for a Northeastern team that averaged 130.8 rushing yards per game...2008: Started all 12 games at left tackle and named to the CAA Football Academic All-Conference

team...2007: Started 10 games at left tackle...2006: Redshirted

Personal:

Born October 5th, 1988 in East Bridgewater, MA. Attended Coyle-Cassidy High School in Massachusetts, where he lettered in football, hockey, and track. He was the captain of the football team and named Eastern Athletic League MVP his senior year. Led hockey team to number one ranking in Division 2 in 2005.





**#27 Jerrell NORTON** defensive back  
6' 190 Third Year Arkansas

**Professional:**

2012: Assigned to the Rush on June 25. With the Rush he played in one game and recorded two tackles and one pass broken up. In seven games played with the Georgia Force, he recorded 21.5 total tackles and one broken up pass...2011: Played for the Georgia Force, where he had 8 tackles and one interception

**College:**

Finished his career with five interceptions and 174 return yards, which was the highest on the Arkansas roster at the time. He left as the active leader in punt return yards, and his return yards rank fifth highest career total in Razorback history...2009: He recorded 14 defensive tackles, two interceptions, and a fumble recovery...2008: Medical redshirt, only played in three games. He recorded four tackles on the year, including three at Texas and one against Alabama...2007: Saw action in all 13 games, and started six games at left cornerback. His 174 interception return yards were 2nd best in the SEC. Ranked 4th in the SEC in interceptions with five on the season. He was also 4th in the SEC in passes defended with 14. His 34 tackles were the highest in

his college career...2006: Recorded 12 total tackles and forced one fumble in his freshman season. After just one game, he was second on the depth chart at cornerback.

**Personal:**

Born Jan. 10, 1988 in Cedar Hill, Texas. Attended Cedar Hill High School, where he played wide receiver, quarterback and cornerback. His senior season he ran for 997 yards and 16 touchdowns, caught 46 passes for 859 yards and seven touchdowns, and passed for 532 yards and three touchdowns. He was named the District 7-5A Offensive Player of the Year as he helped his team win the district title.



**#63 Ryan O'NEILL** offensive lineman  
6'4 305 Second Year Dartmouth  
**Professional:**

2012: Played in one game for the Rush

**College:**

2011: Named All-Ivy First Team. Preseason second team All-American. Started nine games for one of the top 30 rushing offenses in the country. Offensive line allowed only nine sacks...2010: Named All-Ivy First Team. Started all ten games. Offensive line allowed just seven sacks and cleared the way for a 1,000 rusher...2009: Started final six games. Helped create holes to assist teammates in breaking single-

season rushing record...2008: Played for junior varsity team. Named offensive scout team player of the year

**Personal:**

Born May 8, 1990 in Orland Park, IL. Attended Marist High School where he was named All-Conference. Also played hockey.



#34 JJ **PAYNE**

fullback

6' 270 Third Year

Western Illinois

Professional:

2012: Led Chicago in rushing with 57 carries, 180 yards and six touchdowns. Also had 180 receiving yards and two touchdowns...2011: Started season with Kansas City Command before joining Tulsa Talons. Tallied 36 carries for 192 yards and seven touchdowns. Also had one receiving touchdown and 13 tackles...2010: As a member of the Iowa Barnstormers he tallied 11 rushes for 36 yards, 1 catch for 14 yards, and 12 tackles.

College:

2006: Had eight carries for 23 yards and one touchdown...2003-2004: Attended Iowa Central

Community College and blocked for two 1,000 yard rushers

Personal:

Born July 28, 1985 in Davenport, IA. Attended Davenport West High School



#3 Joe **PHINISEE**

defensive back

5'10 190 Fourth Year

Walsh

Professional:

2012: Tallied 77 tackles and more than doubled his career-high passes blocked with 12. Recovered two fumbles and intercepted a career-high five passes for 71 yards and a touchdown...2011: 89 total tackles, five passes blocked, four interceptions and two touchdowns highlighted his sophomore season in the AFL...2010: In his first season with the Cleveland Gladiators he recorded 59.5 tackles, two passes blocked, and an interception as a defensive back.

College:

Attended Walsh University in Ohio, where he earned Second-Team NAIA All-East Region honors and honorable mention All-American recognition in 2006

Personal:

Born January 6, 1986 in Warren, OH.



#73 Ken **PLUE** offensive lineman  
6'6 345 Rookie Purdue  
Professional:  
2012: Assigned to the Rush

College:  
2010: Appeared in 11 games and started 10 of them. Assisted in a school-record tying five consecutive games with 200 or more yards rushing...2009: Started all 12 games at right guard and named team's Most Improved Player. Received All-Big Ten Honorable mention by coaches...2008: Started six games and appeared in all 12 at right guard.

Personal:

Born April 5th, 1988 in Rensselaer, NY. Attended Milford Academy in New York, where he was a first team all-state, all-area, and Athlete of the Year as a senior. He also played basketball and baseball.



#98 Ko **QUAYE** defensive lineman  
6'2 305 Second Year South Dakota  
Professional:

2012: Signed and released by the Edmonton Eskimos of the CFL. Assisted in four tackles and recorded a blocked pass in the final two games of the season with the Tampa Bay Storm...2010: Signed as an undrafted free agent by the Jacksonville Jaguars, signed to the practice squad. Also spent time with the Buffalo Bills and Cleveland Browns

College:  
2009: First team All-Great West Conference, third-team All-American selections after his 31 tackles, three quarterback hurries, a forced fumble, and a pass breakup. Named USD's Defensive Player of the Year...2008: Second team All-Great West Conference selection after finishing the season with 44 tackles and 2.5 sacks. Forced a fumble, recovered a fumble, and had an interception. Named Team Defensive Player of the Week twice...2007: Recorded 16 tackles, a pass deflection, and a quarterback hit while playing in all 11 games...2006: Played in 13 games and started three. Tallied seven assisted tackles and a solo tackle...2005: Redshirted

Personal:

Born May 11, 1987 in Champlin, MN. At Champlin Park HS he was selected as a first-team all-area, all-conference, all-metro, and all-state as a defensive lineman. Helped team to state semi-finals after recording 73 tackles, including 20 for a loss, throughout his senior season.






#88 Juamorris **STEWART** wide receiver  
 6'3 210 Second Year Southern  
 Professional:  
 Signed to a future contract by the Pittsburgh Steelers on February 8th, 2012.  
 Released from contract in August 2012.  
 Signed as an undrafted free agent by the Arizona Cardinals following the 2010 NFL Draft.

College:  
 Began college career at Southern Mississippi. Transferred to Southern University in Louisiana. Collected 21 receptions for 265 yards in 2006, and 23 for 237 in 2007. Production increased in his final two years at Southern, when he caught a combined 157 balls for over 2,100 yards.

Personal:  
 Born December 6th, 1986



#91 Derek **WALKER** defensive lineman  
 6'4 280 Second Year Illinois  
 Professional:  
 2012: Played in four games for the Rush posting six tackles (three for loss), an interception, and two sacks.  
 Signed with the Chicago Bears as a free agent in August...2009: Signed as undrafted free agent by Washington Redskins after 2009 NFL Draft. Also signed with Seattle Seahawks and San Francisco 49ers briefly.

College:  
 2008: All-Big Ten Honorable Mention. Posted 33 tackles (seven for loss) and six sacks. Also had two fumble recoveries and an interception...2007: Started eight of twelve games at defensive end. Had 22 tackles and 2.5 sacks. Had two tackles against USC in Rose Bowl...2006: Named team's defensive lineman of the year. Led team with 5.5 sacks. Also had 29 tackles. Second team All-Big Ten...2005: Named Freshman All-American. Finished with 26 tackles, six for loss.

Personal:  
 Born September 16, 1986 in Chester, PA. Attended Glenbard East High School in Lombard, IL. Participated in football, basketball, and track. Was named all-conference in all three sports. Earned all-area honors in football and basketball



#71 Jeff **WILLS** offensive lineman  
6'6 340 Rookie Minnesota  
Professional:

2011: Signed as an undrafted free agent by the New York Jets, waived prior to the season.

College:

2010: Continued solid play on the offensive line, where he extended his streak of not allowing a sack in two full seasons at Minnesota...2009: Started every game at right tackle in his first season at Minnesota...2008: Named first-team All-Northeast Conference at Lackawanna College. Helped team to

number three national ranking in rushing offense.

Personal:

Born December 19, 1988 in Laurelton, NY. Attended Campus Magnet School in Brooklyn, NY, where he played football, basketball, and threw shot put and discus.



#2 Rodney **WRIGHT** wide receiver  
5'10 185 Sixth Year Fresno State  
Professional:

2012: Nine receptions for 91 yards and one touchdown...2011: 38 receptions for 399 yards and three touchdowns...2009: Signed with the Kansas City Chiefs, played on practice squad. After release, joined 49ers practice squad...2008: Played in 13 games and finished with a career-high 124 receptions, 1,453 receiving yards, and 24 touchdowns. He recorded three tackles and had 58 kick returns for 1,186 yards and one touchdown...2007: Had best all-around season as a wide receiver and kick returner as he started all 11 games he played in. Missed five games due to a hamstring injury. He recorded 98 receptions for 1,076 yards...2006: One tackle and an assist, a pass blocked, and four returns for 71 yards in just two games due to a foot injury...2005: Recorded 59 receptions for 678 yards and eight touchdowns in his first year in the AFL. He also rushed for nine yards on three carries. On defense, he tallied a career-high 43 tackles, seven passes blocked, two fumble recoveries, and an interception. Special Teams return yardage was 570 for one touchdown on 25 attempts...2004: Signed with San Jose SaberCats...2003: Buffalo Bills practice squad player..2002: Drafted in the seventh round by the Buffalo Bills

College:

Attended Fresno State...2001: Second-team All-WAC selection, appeared in all 14 games and started 11. Caught 104 passes for 1,630 yards and 12 touchdowns. Set single-season record for passes caught...2000: Started six and played in seven games. His 38 catches for 466 yards was good for second-best on the team...1999: First-team All-WAC honors. Had 74 receptions for 1,062 yards, ranking 4th best in school history...1998: Played in four games and started in one, but missed the final five games of the season because of an injury.

Personal:

Born November 28, 1979 in Bakersfield, California. Attended Bakersfield HS, where he was a first-team all-area selection by the Bakersfield Californian as a senior. Led the county with 58 receptions for 883 yards and 14 touchdowns.

# Chicago Rush TEAM HISTORY

## 2012

The 2012 season was one of ups and downs for the Rush. Characterized by polarizing home and away results, the Rush finished the season 10-8, missing the postseason for the first time in franchise history. However, despite the setback, the season was not a lost one.

Offensively, the Rush wildly outpaced all expectations. Quarterback Russ Michna threw for 4,470 yards, topping the previous franchise record of 3,860. His 128.6 efficiency mark was tops in the league, and he helped introduce three new wide receivers to the city of Chicago: Jared Perry, Terrance Turner, and Marquis Hamilton. The trio combined for 271 receptions, 3,392 yards, and 54 touchdowns, while Perry was named AFL Rookie of the Year. However, it was the Rush's second-year receiver Reggie Gray who stole the show once again. The hometown product was the cornerstone of the offense, hauling in 140 catches for 1,937 yards and 48 touchdowns. After only two seasons in the blue and silver, Gray had risen to become the most prolific receiver in Rush history. It didn't all happen through the air though, as FB JJ Payne, QB Luke Drone, and LB Kelvin Morris posted a combined 26 rushing touchdowns.

However, the phrase "Defense wins championships" rang true this season.

The Rush played over thirty different players on defense, and only had two of them start every game. In the team's wins, they gave up an average of 49 points per game, however that average jumped to 69 points in their eight losses. Despite finally finding players who fit the system near the tail end of the season, the Rush were mathematically eliminated in week 18.

That isn't to say that there isn't hope for the future. Three of their losses occurred on the final play of the game, and injuries were the root of much of the turnover. Newcomers Nekos Brown (LB), Semaj Moody (CB), and Jeffrey Fitzgerald (DL) all posted standout seasons and hope to build upon them for the 2013 campaign. In addition, JLB Kelvin Morris was a playmaker in the middle of the field, posting 39.5 tackles and four pick-sixes.

With one of the top coaching staffs in the entire league and a passionate fan base, the Rush still remain one of the top franchises in the league.

## 2011

The Rush accumulated a franchise record of 13 wins in the 2011 season. Rookie Head Coach Bob McMillen led the team to the Central Division title and advanced all of the way to the National Conference Championship game before losing in a close game to the Arizona Rattlers 48-54.

The team's defense was an incredible high in the 2011 season, as they were the league leader in points scored as well as interceptions. Rookie DB Vic Hall broke the AFL record of interceptions in a single-season while JLB Kelvin Morris helped anchor the backfield as well.

Hall won the Defensive Player of the Year award, and was joined by Morris on the First Team All-Arena Team. Reggie Gray paced the receiving corps with 130 receptions for 1,969 yards and 49 touchdowns and four kick returns for touchdowns.

## 2010

After the league's year off in 2009, the Rush were back in action with numerous new faces on the roster. Coach Hohensee was back, along with AFL veterans Russ Michna, Beau Elliot and DeJuan Alfonzo.

The Rush began the season 4-0 and were in first place in the division at 10-4 entering the last two games of the year, however, the team went on to lose those last two games. Those two losses cost the Rush the divisional title and required them to travel in the first round of the playoffs. They headed to Milwaukee, where the season came to a close when the Iron defeated the Rush 54-64.

DeJuan Alfonzo was given First Team All-Arena honors for the second time in as many seasons, and Chris Gould won the Kicker of the Year. Alfonzo also won the Ironman of the Year award. Michna played his best statistical season with the Rush to date, as he completed 68.6 percent of his passes for 3,862 yards and 70 touchdowns.

## TEAM HISTORY *continued...*

### 2008

The Rush continued their playoff streak in the 2008 season, finishing the season at 11-5, and winning their second consecutive Central Division title. The team entered the postseason as the top seed in the American Conference, and had secured home field advantage throughout the playoffs.

However, despite the team's outstanding record in home playoff games, the Rush dreams of the championship title came to a quick halt in the Divisional playoff round when they were defeated by the Grand Rapids Rampage 58-41.

For the second year in a row, Dennison Robinson led the defensive unit in interceptions with 13, which propelled him to both First Team All-Arena and Defensive Player of the Year honors. The trio of Rush receivers including Donovan Morgan, Damian Harrell, and Travis LaTendresse caught at least 90 receptions and for over 1,000 yards each. Morgan won the league's Rookie of the Year award in his only season with the Rush.

### 2007

The momentum from the 2006 ArenaBowl title carried over into the 2007 season as the Rush posted a 12-4 record and won their third Central Division title. An average of more than 15,600 fans watched the Rush go 8-1 at the Allstate Arena, including a thrilling 52-20 win over Los Angeles in the divisional round of the playoffs.

By virtue of the playoff win over LA, the Rush advanced to the American Conference final in San Jose. It was the fourth year in a row, and fifth time in team history, that the Rush advanced to the AFL semifinals. However, Chicago's dream of repeating as champions ended in San Jose, when quarterback Matt D'Orazio, who had battled a back injury for weeks, was forced to leave the game in the second quarter and the Rush fell to the SaberCats 61-49.

### 2006

The 2006 season saw the Rush finally get over the conference championship hump and win the AFL championship, defeating the Orlando Predators 69-61 in ArenaBowl XX.

The ArenaBowl victory capped an amazing six-game streak in which the Rush recorded convincing victories over Utah and Grand Rapids to close the season and qualify for the playoffs, followed by four consecutive road playoff victories to capture the title.

The playoff streak began with a 55-47 win at Nashville in which the Rush defense recorded four sacks and two interceptions. Rush quarterback Matt D'Orazio completed 21 of 28 passes for 276 yards and five touchdowns in his first career playoff start.

It was then on to Denver for a playoff rematch with the Crush. The Rush got to work early and opened up a 13-0 lead behind a D'Orazio touchdown run and a 45-yard pick-six by Dennison Robinson. They then continued to pour it on with a touchdown by DeJuan Alfonzo. When the game ended, the Rush had secured a 63-46 victory and advanced to the American Conference Championship in San Jose.

The following week in San Jose, the Rush fell behind 21-10 in the second quarter before turning the tables on the SaberCats. An Alfonzo 51-yard kick return for a touchdown and a John Moyer sack and forced fumble gave the Rush the lead. A five touchdown performance by offensive specialist Bobby Sippio helped pace the Rush to a 59-56 victory and the team's first trip to the ArenaBowl.

In Las Vegas, the Rush faced off against the National Conference champion Orlando Predators, a team making its seventh trip to the ArenaBowl. The Rush continued the recipe for success they had used the five previous weeks, mixing efficient offense with strong defense. D'Orazio passed for 250 yards and six touchdowns, including three touchdowns to Sippio, while rushing for two more scores. The defense forced two turnovers, including another interception return for a touchdown from Dennison Robinson, and the Rush defeated Orlando 69-61 for the ArenaBowl XX title.

## TEAM HISTORY *continued...*

### 2005

Chicago's fifth season began with a major announcement, as Pro Football Hall-of-Famer Mike Ditka was introduced as a new owner of the Rush in December 2004. The addition of Ditka was just the first of many bright spots in 2005. Attendance rose again at the Allstate Arena as the Rush averaged 14,500 fans en route to a 5-3 home record. The Rush finished the regular season 9-7 and qualified for the playoffs for a fifth consecutive year, making the Rush one of only four teams to qualify for the playoffs every year since 2001.

The postseason opened with an American Conference matchup with the Los Angeles Avengers. After falling behind by 18 points early in the third quarter, the Rush defense stiffened and Chicago stormed back for a 52-45 win to advance to the semifinals for a second consecutive season.

The Rush tried their come from behind formula the following week in the semifinals against the Colorado Crush. After falling behind 20-0 in the second quarter, the Rush once again fought back, taking a 40-36 lead with seven minutes to play. However, the Rush could not hold the lead, eventually falling in overtime 49-43.

Individually, Philyaw returned from his knee injury to set career highs in passing yards and touchdowns, and his favorite target Molden was named All-Ironman and was a finalist for the AFL Ironman of the Year. Rookie CJ Johnson emerged as a possible AFL star of the future, and in the trenches, Moyer was voted second team All-Arena after leading the Rush with six sacks and four blocked kicks.

### 2004

The 2004 season brought a complete overhaul to the team's roster. After the disappointment of 2003, the Rush acquired free agent quarterback Raymond Philyaw to lead the team. Chicago surrounded Philyaw, who was known for his mobility and ability to protect the ball, with two new receivers: offensive specialist Jeremy McDaniel and All-Rookie WR/LB Etu Molden, as well as an impressive running attack led by Bob McMillen. The combination worked, and the Rush offense averaged 53 points a game and set an AFL record with 49 rushing touchdowns.

On the defensive side of the ball, John Moyer enjoyed his best season, recording a career-high 10 sacks as the leader of a fierce pass rush. Moyer was named the AFL's Lineman of the Year and voted first team All-Arena and All-Ironman.

The success of both the offense and defense led the Rush to their second Central Division title, as the team finished 11-5 and earned the AFL's third playoff seed. After a 59-49 quarterfinal win against the Orlando Predators, they advanced to the AFL semifinals against the San Jose SaberCats. However, on the first play of the second quarter in San Jose, the Rush lost Philyaw with a torn ACL in his right knee. The Rush were unable to recover from the loss of their quarterback and for the second time in three seasons, Chicago's playoff run ended in the semifinals, falling 49-35 to the SaberCats. As a result of their success both on and off the field, the Rush were awarded the 2004 Commissioner's Award, given annually to the AFL's organization of the year.

### 2003

Despite a 3-6 start and a roster riddled with injuries, the 2003 Rush reached the playoffs for the third consecutive season thanks to veteran leadership and a coaching staff that would not let up. Injuries to nine key players, including quarterback Billy Dicken, defensive specialists Cedric Walker and Marvin Taylor, WR/LB Lindsay Fleshman and kicker Keith Gispert, hurt the Rush early in the season. However they kept playing hard-nosed football, and behind strong return performances by Dicken, Chatman and Moyer, they rallied to go 5-2 in their last seven games, finishing 8-8 and qualifying for the playoffs.

## TEAM HISTORY *continued...*

### 2002

In their second campaign, the Rush finished the 2002 regular season with a 9-5 record and ownership of the AFL's Central Division title. Chicago's play earned the team the league's third playoff seed and a quarterfinal home game against the Dallas Desperados. In front of 12,774 screaming fans and a national television audience, the Rush defeated Dallas 60-47 to advance to the semifinals. Unfortunately, Chicago's playoff run ended in the desert with a 46-35 loss to the Arizona Rattlers.

Although the Rush finished their season one game short of the ArenaBowl, several players were rewarded for their outstanding seasons. Porter once again led the league in interceptions with 10 and was named first-team All-Arena, while linemen James Baron and John Moyer, who helped anchor a line that pressured opposing quarterbacks and limited opponents to just three sacks, were voted first and second team All-Arena, respectively. Rookie Antonio Chatman stepped into the offensive specialist role to lead the Rush in receiving, touchdowns, and kick returns, while earning a place on the AFL's All-Rookie team.

### 2001

By combining AFL free agents with talented rookies and players claimed off the waiver wire, Coach Mike Hohensee compiled an impressive inaugural roster in Chicago. Subsequently, the Rush finished the 2001 regular season 7-7, upset the defending champion Orlando Predators in the playoffs, and laid the foundation for a bright and successful future. With its first-round playoff win in Orlando, the Rush became the lowest-seeded team (11th) ever to win an AFL playoff game and the first expansion team to win a playoff game since the 1995 Iowa Barnstormers.

On the field, WR/DB Dameon Porter emerged as the leader of the Rush. Claimed off waivers from New Jersey in training camp, Porter tied the AFL record with 12 interceptions during the 2001 season. He was named the AFL's Ironman of the Year, Breakout Player of the Year and voted to the league's first-team All-Arena squad.



# Season-by-Season RESULTS

## 2001 7-7 Regular Season 8-8 Overall

Date	Opponent	Score	Att.
April 21	@Oklahoma	L, 45-44	7,838
April 28	Carolina	W, 41-38	10,732
May 6	@Detroit	L, 49-39	8,120
May 12	Indiana	W, 72-64	7,341
May 19	Grand Rapids	L, 54-52	6,924
May 25	@Milwaukee	W, 69-46	10,907
June 2	Houston	W, 48-43	7,604
June 9	@Florida	W, 58-51	2,411
June 15	@Indiana	L, 58-30	11,652
June 23	Detroit	L, 47-37	7,204
June 30	@Los Angeles	L, 55-47	8,476
July 7	@Grand Rapids	L, 79-58	8,393
July 14	Milwaukee	W, 34-29	8,544
July 21	Orlando	W, 55-41	10,974
Postseason			
July 27	@Orlando	W, 41-26	11,062
August 5	@Grand Rapids	L, 53-21	9,516

## 2002 9-5 Regular Season 10-6 Overall

Date	Opponent	Score	Att.
April 19	@Indiana	W, 47-42	9,123
April 26	@Orlando	L, 49-38	11,244
May 4	Grand Rapids	W, 71-59	11,104
May 10	@Tampa Bay	L, 66-53	9,387
May 18	Georgia	W, 70-62	8,124
May 25	@Arizona	L, 52-41	15,007
June 2	New Jersey	W, 44-14	7,094
June 8	Detroit	W, 53-17	7,374
June 15	@San Jose	L, 74-68	13,543
June 22	@Detroit	W, 52-38	6,060
June 30	New York	W, 55-45	12,544
July 6	@ Grand Rapids	W, 56-50	10,103
July 13	Dallas	W, 58-52 OT	10,324
July 20	Indiana	L, 51-41	8,544
Postseason			
August 5	Dallas	W, 60-47	12,774
August 11	@Arizona	L, 46-35	12,794

## 2003 8-8 Regular Season 8-9 Overall

Date	Opponent	Score	Att.
February 1	Orlando	L, 47-35	16,143
February 9	@Dallas	L, 46-38	13,552
February 16	@Indiana	L, 28-23	12,032
February 23	Los Angeles	W, 54-53	16,132
March 1	@Buffalo	W, 40-13	9,543
March 9	San Jose	L, 71-49	13,625
March 16	@Las Vegas	W, 68-48	8,324
March 23	New York	L, 54-51	13,805
March 29	@Grand Rapids	L, 48-34	10,594
April 4	@Detroit	W, 62-45	4,812
April 13	@Colorado	W, 76-58	17,417
April 20	Dallas	L, 60-54 OT	12,103
April 27	Grand Rapids	W, 54-46	13,050
May 4	@Carolina	W, 57-38	5,751
May 11	Arizona	L, 56-44	12,948
May 18	Indiana	W, 46-43 OT	13,375
Postseason			
May 25	@New York	L, 48-45	9,787

## 2004 11-5 Regular Season 12-6 Overall

Date	Opponent	Score	Att.
February 8	Grand Rapids	W, 50-30	15,552
February 14	@New York	W, 56-54	10,720
February 22	Colorado	W, 65-35	15,406
February 29	@Indiana	W, 49-46	12,198
March 7	@Philadelphia	L, 53-47	17,597
March 21	Orlando	W, 58-15	14,552
March 28	Detroit	L, 72-71	14, 837
April 4	@Las Vegas	W, 57-55	10,310
April 11	Tampa Bay	W, 51-36	11,412
April 16	@San Jose	L, 51-43	12,147
April 25	Los Angeles	L, 71-35	13,927
May 2	@Detroit	W, 57-40	9,804
May 8	@Grand Rapids	W, 63-35	7,188
May 16	Dallas	W, 45-41	13,071
May 23	Indiana	W, 53-37	14,399
May 30	@Colorado	L, 56-47	13,670
Postseason			
June 6	Orlando	W, 59-49	13,171
June 12	@San Jose	L, 49-35	12,163

# Season-by-Season RESULTS

## 2005 9-7 Regular Season

10-8 Overall

Date	Opponent	Score	Att.
January 30	@Dallas	L, 66-65 OT	11,229
February 6	Philadelphia	W, 51-41	16,036
February 13	@Colorado	W, 51-48	16,620
February 19	@Columbus	L, 52-39	17,171
February 25	Orlando	L, 48-35	14,126
March 6	Nashville	W, 45-38	15,881
March 13	@Grand Rapids	W, 48-45	8,110
March 20	New Orleans	L, 46-40 OT	13,614
April 2	@New York	W, 44-43	11,719
April 10	San Jose	W, 55-39	14, 865
April 17	Colorado	W, 75-51	12,953
April 23	@Los Angeles	L, 52-49	11,904
May 1	Las Vegas	W, 63-62	12,994
May 6	@Arizona	L, 61-43	12,349
May 15	Grand Rapids	L, 51-40	15,198
May 22	@Nashville	W, 45-21	8,806
Postseason			
May 29	@Los Angeles	W, 52-45	9,310
June 5	@Colorado	L, 49-43 OT	13,719

## 2006 7-9 Regular Season

11-9 Overall

Date	Opponent	Score	Att.
January 29	@Colorado	L, 65-56	14,832
February 3	New York	L, 51-47	14,947
February 12	Nashville	W, 56-55 OT	12,663
February 18	@Los Angeles	W, 65-46	12,554
February 26	San Jose	W, 54-48 OT	12,950
March 5	Dallas	L, 59-42	13,503
March 10	Colorado	L, 49-42	13,807
March 17	@Nashville	L, 48-47	8,772
March 26	Grand Rapids	W, 51-44	15,228
April 2	@Orlando	L, 55-27	13,111
April 9	@Philadelphia	L, 56-55 OT	14,778
April 15	@ Arizona	L, 61-42	11,790
April 23	Las Vegas	W, 67-47	16,230
April 29	@ Georgia	L, 55-20	13,087
May 6	Utah	W, 84-48	16, 154
May 13	@Grand Rapids	W, 70-47	7,280
Postseason			
May 21	@Nashville	W, 55-47	7,838
May 28	@Colorado	W, 63-46	13,258
June 3	@San Jose	W, 59-56	12,229
June 11	Orlando*	W, 69-61	13,476

\*ArenaBowl XX in Las Vegas

## 2007 12-4 Regular Season

13-5 Overall

Date	Opponent	Score	Att.
March 4	@Kansas City	L, 54-41	13,600
March 9	San Jose	W, 48-45	16,201
March 18	New York	W, 61-40	16,128
March 24	@Columbus	W, 55-47	16,390
April 1	Los Angeles	W, 66-31	15,846
April 7	@Nashville	W, 66-54	7,332
April 21	@Grand Rapids	W, 75-54	10,622
April 30	Philadelphia	W, 54-43	14,529
May 7	Colorado	W, 59-48	14,528
May 14	@Dallas	L, 52-48	12,518
May 19	Nashville	L, 44-27	16,142
May 26	@ Arizona	W, 53-47	9,663
June 2	@Los Angeles	L, 50-47	13,142
June 9	Grand Rapids	W, 55-32	15,113
June 18	@Colorado	W, 66-57	14,175
June 23	Kansas City	W, 48-21	16,391
Postseason			
July 9	Los Angeles	W, 52-20	12,869
July 14	@San Jose	L, 61-49	12,842

## 2008 11-5 Regular Season

11-6 Overall

Date	Opponent	Score	Att.
March 3	San Jose	W, 70-47	15,409
March 9	Philadelphia	L, 60-49	16,051
March 14	@Grand Rapids	W, 64-35	10,594
March 22	Colorado	W, 70-35	16,036
March 29	Arizona	W, 59-35	15,058
April 6	@Orlando	L, 57-56 OT	12,483
April 14	@Kansas City	W, 49-42	13,184
April 20	Grand Rapids	W, 55-52	16,112
April 25	@Colorado	W, 65-52	11,114
May 5	@Tampa Bay	W, 51-46	14,491
May 19	Los Angeles	W, 72-28	15,904
May 24	@ Utah	L, 51-48	15,295
May 31	Kansas City	W, 52-47	16,164
June 7	@Cleveland	L, 65-44	11,377
June 14	@Georgia	L, 50-47	11,073
June 22	Dallas	W, 75-63	16,260
Postseason			
July 6	Grand Rapids	L, 58-41	14,338



# Season-by-Season RESULTS

## 2010 10-6 Regular Season 10-7 Overall

Date	Opponent	Score	Att.
April 2	@Iowa	W, 61-43	12,184
April 9	Cleveland	W, 59-56	8,075
April 16	@Arizona	W, 70-56	14,994
April 23	Utah	W, 63-40	7,459
May 7	@Milwaukee	L, 48-71	5,386
May 15	Iowa	L, 30-44	10,363
May 22	@Dallas	W, 63-56	4,583
May 29	@Cleveland	W, 52-49	8,688
June 4	Jacksonville	L, 56-64	7,430
June 12	@Utah	W, 70-50	4,892
June 19	Milwaukee	W, 63-56	8,287
June 26	Orlando	W, 55-42	8,120
July 2	@Tampa Bay	L, 60-68	15,704
July 10	Arizona	W, 55-50	8,452
July 17	Dallas	L, 52-65	7,594
July 23	@Spokane	L, 49-57	10,775
Postseason			
August 7	@Milwaukee	L, 54-64	14,338

## 2012 10-8 Regular Season

Date	Opponent	Score	Att.
March 10	Tampa Bay	W 70-48	9,124
March 22	Orlando	W 51-49	6,148
March 31	@ Iowa	W 62-61	8,472
April 7	Kansas City	W 69-40	5,854
April 14	@ Georgia	L 49-70	3,442
April 21	Milwaukee	W 62-61	7,955
April 28	@ San Antonio	L 55-56	4,753
May 6	Iowa	W 61-50	6,010
May 12	@ Arizona	L 43-77	7,280
May 26	@ San Jose	L 77-84	9,036
June 3	Spokane	W 73-62	6,418
June 9	@ Utah	L 28-68	7,077
June 16	Georgia Force	W 62-27	6,202
June 23	@ Kansas City	W 59-41	3,452
June 30	San Jose	L 61-75	6,581
July 8	San Antonio	L 54-61	7,679
July 14	@ Milwaukee	W 57-54	6,284
July 21	@ Cleveland	L 54-60	7,386

## 2011 13-5 Regular Season 14-6 Overall

Date	Opponent	Score	Att.
March 14	@ Milwaukee	W, 49-41	3,157
March 18	Philadelphia	W, 62-28	10,582
March 25	San Jose	W, 54-41	7,466
April 2	@ Cleveland	L, 48-55	8,305
April 16	@ Iowa	W, 50-49	9,552
April 22	Kansas City	L, 51-58	7,310
April 30	New Orleans	W, 50-28	9,018
May 7	@ Tulsa	L, 45-64	4,141
May 14	@ Arizona	W, 50-49	11,177
May 22	@ Tampa Bay	W, 69-57	9,535
May 29	Dallas	W, 49-48	7,350
June 4	Tulsa	W, 58-30	3,635
June 18	@ Spokane	L, 60-63	9,499
June 26	Iowa	W, 58-48	9,063
July 1	Utah	W, 59-35	7,342
July 9	@ Georgia	W, 51-41	9,723
July 16	@ Dallas	W, 53-44	11,553
July 23	Milwaukee	L, 41-54	10,269
Postseason			
July 29	Dallas	W, 54-51	4,489
August 6	@ Arizona	L, 48-54	6,886



# Tampa Bay Storm vs Chicago Rush

March 10, 2012

Rosemont, IL • Allstate Arena • Attendance: 9124

<b>Tampa Bay Storm</b>	7	28	0	13	<b>48</b>
<b>Chicago Rush</b>	14	21	14	21	<b>70</b>

SCORING SUMMARY						TBY -CHI
<b>1st</b>	12:52	CHI	MORRIS, Kelvin 26 yd interception return (SALERNO, Mike kick)			0 - 7
	09:18	TBY	WASIL, Stephen 1 yd run (BONGARRA, Juan kick)			
				5 plays, 30 yards, TOP 2:54		7 - 7
	02:25	CHI	GRAY, Reggie 7 yd pass from MICHNA, Russ (SALERNO, Mike kick)			
				9 plays, 41 yards, TOP 6:20		7 - 14
<b>2nd</b>	12:55	CHI	HAMILTON, Marqu 12 yd pass from MICHNA, Russ (SALERNO, Mike kick)			
				2 plays, 21 yards, TOP 0:59		7 - 21
	10:44	TBY	RODRIGUEZ, Prechae 47 yd pass from WASIL, Stephen (BONGARRA, Juan kick)			
				3 plays, 45 yards, TOP 1:41		14 - 21
	09:38	TBY	WASIL, Stephen 1 yd run (BONGARRA, Juan kick)			
				1 play, 1 yard, TOP 0:28		21 - 21
	06:34	CHI	PERRY, Jared 15 yd pass from MICHNA, Russ (SALERNO, Mike kick)			
				4 plays, 46 yards, TOP 2:27		21 - 28
	04:44	TBY	LINDSEY, Michael 43 yd pass from WASIL, Stephen (BONGARRA, Juan kick)			
				2 plays, 43 yards, TOP 1:16		28 - 28
	00:40	TBY	RODRIGUEZ, Prechae 30 yd pass from WASIL, Stephen (BONGARRA, Juan kick)			
				3 plays, 23 yards, TOP 0:40		35 - 28
	00:12	CHI	HAMILTON, Marqu 4 yd pass from MICHNA, Russ (SALERNO, Mike kick)			
				5 plays, 16 yards, TOP 0:28		35 - 35
<b>3rd</b>	12:08	CHI	HAMILTON, Marqu 29 yd pass from MICHNA, Russ (SALERNO, Mike kick)			
				5 plays, 45 yards, TOP 2:52		35 - 42
	09:39	CHI	GRAY, Reggie 14 yd pass from MICHNA, Russ (SALERNO, Mike kick)			
				1 play, 14 yards, TOP 0:13		35 - 49
<b>4th</b>	14:26	TBY	RODRIGUEZ, Prechae 17 yd pass from WASIL, Stephen (BONGARRA, Juan kick failed)			
				8 plays, 42 yards, TOP 5:28		41 - 49
	10:16	CHI	GRAY, Reggie 31 yd pass from MICHNA, Russ (SALERNO, Mike kick)			
				5 plays, 45 yards, TOP 3:29		41 - 56
	05:41	CHI	MORRIS, Kelvin 22 yd interception return (SALERNO, Mike kick)			
						41 - 63
	03:25	TBY	WASIL, Stephen 1 yd run (BONGARRA, Juan kick)			
				4 plays, 30 yards, TOP 2:11		48 - 63
	01:10	CHI	GRAY, Reggie 5 yd pass from MICHNA, Russ (SALERNO, Mike kick)			
				3 plays, 9 yards, TOP 1:43		48 - 70

Pre-game fireworks ignited the momentum on a high-scoring opening night as the Chicago Rush defeated the Tampa Bay Storm 70-48. A combined seventy point first half kept the 9,124 fans on their toes at the Allstate Arena on Saturday night.

Rush linebacker Kelvin Morris began the scoring by returning an interception 25-yards for a touchdown on Tampa Bay's first offensive possession. Despite the shaky start, Storm QB Stephen Wasil would be involved in seven Tampa scoring drives by running for three and throwing 47, 43, 30 and 17-yard touchdown passes. After connecting on his third touchdown pass late in the second quarter, an unsuccessful surprise onside kick would allow Rush QB Russ Michna to find WR Marquis Hamilton to tie the game at 35 heading into halftime.

The Chicago Rush offensive weapons were plentiful throughout the night as Reggie Gray (7 receptions, 80 yards, 4 TD), Marquis Hamilton (10 receptions, 117 yards, 3 TD) and Jared Perry (6 receptions, 41 yards, 1 TD) allowed QB Russ Michna to break the franchise record for touchdown passes in a game with eight. Michna would finish 24-37 on the night for 237 yards.

Linebacker Kelvin Morris compensated for an off night in the secondary by returning two interceptions for touchdowns and forcing a third quarter fumble that also led to a Chicago Rush touchdown.

"We have talked about challenges as a team all week and we answered those tonight," stated Rush Head Coach Bob McMillen. Those challenges included a Storm WR Prechae Rodriguez who finished the night with 12 catches for 186 yards and 3 TD's, but lost two key fumbles that produced 14 Chicago Rush points.

Rush defensive newcomers DE Xavier Brown and DE Ervin Baldwin would pace the pass rush with three total sacks. Defensive back Vic Hall would lead the Rush defense with seven tackles on the evening.

In the end, it was a 35-13 Rush advantage in the second half that led to the 22-point victory and 1-0 start on the 2012 season.

# Orlando Predators vs Chicago Rush

March 22, 2012

Rosemont, IL • Allstate Arena • Attendance: 6148

Orlando Predators	14	14	7	14	49
Chicago Rush	7	27	7	10	51

SCORING SUMMARY					ORL - CHI
1st	14:50	ORL	CASTILE, Simeon 0 yd fumble recovery (LEWIS, Mark kick)		
					7 - 0
	04:18	ORL	ELEY JR., Dwayne 36 yd pass from DRAFTS, Collin (LEWIS, Mark kick)		
			1 play, 36 yards, TOP 0:23		14 - 0
	01:20	CHI	GRAY, Reggie 12 yd pass from MICHNA, Russ (SALERNO, Mike kick)		
			4 plays, 45 yards, TOP 2:20		14 - 7
2nd	14:55	CHI	GRAY, Reggie 10 yd pass from MICHNA, Russ (SALERNO, Mike kick)		
			1 play, 10 yards, TOP 0:25		14 - 14
	06:40	CHI	GRAY, Reggie 6 yd pass from MICHNA, Russ (SALERNO, Mike kick)		
			7 plays, 33 yards, TOP 5:22		14 - 21
	04:03	ORL	ELEY JR., Dwayne 34 yd pass from DRAFTS, Collin (LEWIS, Mark kick)		
			4 plays, 45 yards, TOP 2:05		21 - 21
	00:24	CHI	PAYNE, J.J. 2 yd run (SALERNO, Mike kick failed)		
			8 plays, 28 yards, TOP 3:02		21 - 27
	00:04	ORL	TOLIVER, T.T. 19 yd pass from DRAFTS, Collin (LEWIS, Mark kick)		
			3 plays, 35 yards, TOP 0:20		28 - 27
	00:00	CHI	RODGERS, Kelvin 50 yd kickoff return (SALERNO, Mike kick)		
					28 - 34
3rd	07:12	CHI	GRAY, Reggie 13 yd pass from MICHNA, Russ (SALERNO, Mike kick)		
			7 plays, 42 yards, TOP 4:09		28 - 41
	01:18	ORL	DRAFTS, Collin 1 yd run (LEWIS, Mark kick)		
			9 plays, 38 yards, TOP 5:21		35 - 41
4th	12:14	CHI	SALERNO, Mike 16 yd field goal		
			6 plays, 44 yards, TOP 3:37		35 - 44
	10:33	ORL	FORSE, Nate 25 yd pass from DRAFTS, Collin (LEWIS, Mark kick)		
			3 plays, 36 yards, TOP 1:41		42 - 44
	05:34	CHI	GRAY, Reggie 18 yd pass from MICHNA, Russ (SALERNO, Mike kick)		
			7 plays, 45 yards, TOP 4:27		42 - 51
	00:20	ORL	FORSE, Nate 8 yd pass from DRAFTS, Collin (LEWIS, Mark kick)		
			2 plays, 8 yards, TOP 0:08		49 - 51

Wiping away the first ten minutes of the game, the Chicago Rush put together an impressive fifty minutes of football Thursday night against the Orlando Predators. The Rush went on to win over the Predators 51-49 after a hard fought battle in front of 6,148 fans at the Allstate Arena.

An eventful first ten minutes included Predator DB Simeon Castille recovering an opening kickoff fumble by Reggie Gray for a 7-0 lead. The momentum would continue to swing the Predators way as they would up-end four Rush plays inside the four-yard line on the following drive as well as have DB Travis Coleman grab his 19th career AFL interception a possession later which led to a 14-0 Predator advantage.

However, the Predators ten minutes of fury was washed away and the Rush offensive line gained momentum as they steadied the pass protection and allowed QB Russ Michna (19-35, 251 yards, 5 TD) to put together eight consecutive scoring drives.

The fork in the game came with four seconds remaining in the first half, as Chicago DB/KR Kelvin Rodgers would race from his own goal line into the Rush locker room for a 50-yard kickoff return for a touchdown that put the Rush up 34-28 at half. His forced fumble on WR Nate Forse (recovered by LB Kelvin Morris) early in the third quarter spawned another Reggie Gray (10 receptions, 104 yards, 5 TD) touchdown for the largest lead of the night.

When Gray was asked about his relationship with Michna he shared, "Our chemistry is second to none. I feel very fortunate to play this game and catch passes from Russ (Michna)."

Despite opening up a 13-point third quarter lead, the Predators continued to be pesky throughout the rest of the game. Orlando wide receivers Nate Forse, T.T. Toliver and Dwayne Eley, Jr. all caught at least one touchdown, while the Predator defense forced Chicago to grind out every scoring drive.

In spite of some long touchdown passes given up by the Rush secondary, the defense front five was relentless all night long, forcing Predator QB Collin Drafts to alter his throwing windows and move around in the pocket to complete passes. Defensive tackle Derek Walker (3 TCK, 1 Sack, 1 INT) helped turn the initial momentum tide with his first quarter interception that led to the first Chicago score. With the win, the Rush improve to 2-0 on the season and look ahead to their first game on the road next week in Iowa.

# Chicago Rush vs Iowa Barnstormers

March 31, 2012

Des Moines, IA • Wells Fargo Arena • Attendance: 8472

<b>Chicago Rush</b>	7	21	13	14	7	<b>62</b>
<b>Iowa Barnstormers</b>	7	33	7	8	6	<b>61</b>

SCORING SUMMARY						CHI -IOW
1st	11:42	CHI	TURNER, Terrance 6 yd pass from MICHNA, Russ (SALERNO, Mike kick)			
			5 plays, 42 yards, TOP 3:18			7 - 0
	06:50	IOW	SCHMIDT, Jesse 4 yd pass from RATERINK, J.J. (CAMAY, Craig kick)			
			7 plays, 34 yards, TOP 4:05			7 - 7
2nd	12:20	IOW	FILER, Rodney 1 yd run (CAMAY, Craig kick failed)			
			5 plays, 40 yards, TOP 2:40			7 - 13
	10:21	CHI	MORRIS, Kelvin 2 yd run (SALERNO, Mike kick)			
			3 plays, 35 yards, TOP 1:29			14 - 13
	07:40	IOW	FILER, Rodney 7 yd run (CAMAY, Craig kick)			
			3 plays, 30 yards, TOP 2:16			14 - 20
	05:21	CHI	PERRY, Jared 15 yd pass from MICHNA, Russ (ROPER, Justin rush fumbled)			
			3 plays, 45 yards, TOP 1:39			20 - 20
	03:25	IOW	SCHMIDT, Jesse 20 yd pass from RATERINK, J.J. (CAMAY, Craig kick)			
			2 plays, 30 yards, TOP 1:23			20 - 27
	00:57	CHI	GRAY, Reggie 9 yd pass from MICHNA, Russ (SALERNO, Mike pass failed)			
			4 plays, 30 yards, TOP 1:51			26 - 27
	00:32	IOW	RATERINK, J.J. 3 yd run (CAMAY, Craig kick)			
			4 plays, 13 yards, TOP 0:25			26 - 34
	00:18	IOW	THOMPSON, Antoi 24 yd interception return (CAMAY, Craig kick blocked)			
						26 - 40
	00:18	CHI	WALKER, Derek PAT return			
						28 - 40
3rd	07:10	CHI	HAMILTON, Marqu 0 yd fumble recovery (ROPER, Justin rush failed)			
			5 plays, 32 yards, TOP 3:50			34 - 40
	03:28	IOW	SCHMIDT, Jesse 4 yd pass from RATERINK, J.J. (CAMAY, Craig kick)			
			4 plays, 30 yards, TOP 2:48			34 - 47
	01:20	CHI	GRAY, Reggie 16 yd pass from MICHNA, Russ (SALERNO, Mike kick)			
			2 plays, 16 yards, TOP 1:19			41 - 47
4th	07:58	CHI	GRAY, Reggie 33 yd pass from MICHNA, Russ (SALERNO, Mike kick)			
			4 plays, 46 yards, TOP 2:19			48 - 47
	03:42	IOW	FILER, Rodney 2 yd run (SCHMIDT, Jesse pass from RATERINK, J.J.)			
			6 plays, 44 yards, TOP 3:53			48 - 55
	00:17	CHI	PERRY, Jared 6 yd pass from MICHNA, Russ (SALERNO, Mike kick)			
			4 plays, 30 yards, TOP 2:35			55 - 55
OT	15:00	IOW	MATTHEWS, Chris 14 yd pass from RATERINK, J.J. (CAMAY, Craig kick failed)			
			5 plays, 43 yards, TOP 0:00			55 - 61
	15:00	CHI	PAYNE, J.J. 1 yd run (SALERNO, Mike kick)			
			4 plays, 35 yards, TOP 0:00			62 - 61

The Chicago Rush overcame first half struggles to secure an overtime victory over the Iowa Barnstormers Saturday night at the Wells Fargo Arena in front of 8,472 fans. The Rush becomes the first team with a 3-0 record following the victory over Central Division rival Iowa.

The Rush was off to a rapid attack in the first quarter after QB Russ Michna led the offense down the field and into the end zone with a seven yard touchdown reception by WR Terrance Turner. The Barnstormers were quick to answer as QB JJ Raterink connected with WR nemesis WR Jesse Schmidt for a touchdown to even the score. Schmidt led the Iowa offense with three touchdown receptions on the night. Iowa contained the Rush offense and forced the team to turn over the ball on downs to end the first quarter at a 7-7 tie.

The two teams exchanged touchdowns to begin the second quarter. Barnstormers FB Rodney Filer rushed for two touchdowns in the period. The Rush scored after Michna connected with both WR Jared Perry and Reggie Gray for two passing touchdowns. However, Iowa scored 13 unanswered points after Raterink scrambled for the team's third rushing touchdown of the quarter and DB Antoine Thompson returned an interception for a touchdown. The Rush closed out the half with a brief bright spot as DL Derek Walker intercepted Iowa's two-point conversion attempt the opposite direction. However, Iowa led 40-28 over the Rush as the teams headed to the locker rooms.

The Barnstormers opened the second half with the ball, but the Rush held Iowa's offense after Raterink fumbled while being sacked and Rush DL Wayne Daniels recovered the ball. Michna and WR Marquis Hamilton capitalized on the Barnstormers fumble as the two connected for the first touchdown of the second half. The two teams exchanged touchdowns and Reggie Gray scored his second touchdown of the night before the end of the third quarter.

The Rush defense was stingy to begin the fourth quarter holding the Barnstormers to a field goal attempt which was missed by kicker Greg Camay. Chicago scored on its first offensive drive of the final quarter after Michna connected with Gray for their third touchdown connection of the night. Barnstormers FB Rodney Filer ran for a four-yard touchdown to put the Barnstormers up with a seven point lead. Rush WR Jared Perry caught a touchdown pass from Michna to tie the game at 55 with 17 seconds remaining in the game. Iowa failed to score in its last possession of regulation sending the game to overtime.

Barnstormers struck first in overtime as Raterink connected with WR Chris Matthews. However, Camay missed the PAT for Iowa. Rush FB JJ Payne ran for the game-winning touchdown before kicker Mike Salerno secured the victory with the extra point.

# Kansas City Command vs Chicago Rush

April 7, 2012

Rosemont, IL • Allstate Arena • Attendance: 5854

<b>Kansas City Command</b>	<b>6</b>	<b>7</b>	<b>14</b>	<b>13</b>	<b>40</b>
<b>Chicago Rush</b>	<b>14</b>	<b>28</b>	<b>14</b>	<b>13</b>	<b>69</b>

SCORING SUMMARY					KCY -CHI
<b>1st</b>	08:26	KCY	NEWTON, Syvelle 7 yd pass from GUTIERREZ, Matt (CISMESIA, Gary kick failed)		
			9 plays, 37 yards, TOP 6:34		
	05:43	CHI	PERRY, Jared 16 yd pass from MICHNA, Russ (SALERNO, Mike kick)		
			4 plays, 30 yards, TOP 2:10		
	00:52	CHI	GRAY, Reggie 34 yd pass from MICHNA, Russ (SALERNO, Mike kick)		
			2 plays, 35 yards, TOP 0:49		
<b>2nd</b>	11:02	CHI	PERRY, Jared 29 yd pass from MICHNA, Russ (SALERNO, Mike kick)		
			2 plays, 40 yards, TOP 1:05		
	07:34	CHI	PAYNE, J.J. 26 yd pass from MICHNA, Russ (SALERNO, Mike kick)		
			2 plays, 14 yards, TOP 1:37		
	04:18	CHI	PERRY, Jared 23 yd pass from MICHNA, Russ (SALERNO, Mike kick)		
			3 plays, 45 yards, TOP 1:46		
	00:51	KCY	CHAVEZ, Bradly 4 yd pass from GUTIERREZ, Matt (CISMESIA, Gary kick)		
			5 plays, 33 yards, TOP 2:50		
	00:09	CHI	MORRIS, Kelvin 2 yd run (SALERNO, Mike kick)		
			6 plays, 40 yards, TOP 0:42		
<b>3rd</b>	13:12	CHI	PERRY, Jared 18 yd pass from MICHNA, Russ (SALERNO, Mike kick)		
			3 plays, 45 yards, TOP 1:48		
	10:10	KCY	CHAVEZ, Bradly 11 yd pass from GUTIERREZ, Matt (CISMESIA, Gary kick)		
			4 plays, 44 yards, TOP 2:20		
	07:03	CHI	GRAY, Reggie 23 yd pass from MICHNA, Russ (SALERNO, Mike kick)		
			4 plays, 46 yards, TOP 2:33		
	01:38	KCY	NEAL, J.C. 16 yd fumble recovery (CISMESIA, Gary kick)		
<b>4th</b>	14:55	CHI	PERRY, Jared 27 yd pass from DRONE, Luke (SALERNO, Mike kick)		
			2 plays, 37 yards, TOP 1:05		
	10:15	KCY	CHAVEZ, Bradly 19 yd pass from GUTIERREZ, Matt (CISMESIA, Gary kick)		
			6 plays, 45 yards, TOP 3:55		
	03:47	CHI	GRAY, Reggie 5 yd pass from DRONE, Luke (SALERNO, Mike kick failed)		
			7 plays, 30 yards, TOP 5:58		
	00:56	KCY	NEWTON, Syvelle 3 yd pass from GUTIERREZ, Matt (CISMESIA, Gary kick failed)		
			4 plays, 42 yards, TOP 2:07		

New faces for the Kansas City Command offense were given no time to get acclimated as the Chicago Rush sped along to a 69-40 victory in front of 5,854 fans at Allstate Arena.

All the Chicago Rush needed was the ability to get the ball. A seven-minute opening drive by the Command gave Kansas City their only lead of the night. Recently acquired QB Matt Gutierrez began the game completing five of seven passes, connecting with WR Syvelle Newton for a seven-yard touchdown pass to take the early lead 6-0.

From there, the Chicago air raid began. QB Russ Michna would only need eight minutes and forty-two seconds of the first half to throw six touchdown passes. WR Jared Perry would be his first target, hitting him on a 16-yard pass that came directly after Perry deflected away a would-be interception. Perry would go on to finish the night leading the team in receiving with 10 receptions for 175 yards and 5 touchdowns. WR Reggie Gray wouldn't be far behind totaling 7 catches for 125 yards and 3 touchdowns.

The quick strike offense gave way to an opportunistic Rush defense that limited the Command offense to five scoring drives on the night. Halting their offensive chances were five Kansas City drives that wouldn't go further than twenty yards.

Chicago LB Kelvin Morris would get his third interception on the season and DB Vic Hall grabbed his first of 2012 by denying a Command touchdown in the second quarter. All in all it would create a run of 35 unanswered points building a 42-13 halftime advantage.

Coming out of the locker room, QB Russ Michna would continue the quick strikes hitting WR Jared Perry on his fourth touchdown one minute and forty-eight seconds into the 2nd half. A 23-yard touchdown delivery to WR Reggie Gray one possession later would be Michna's last throw of the evening. Michna finished the game 17-20 for 311 yards, 7 TD and no interceptions.

Rush DB Vic Hall would add 7 tackles to his AFL leading total. DT Derek Walker would chase down QB Matt Gutierrez for a sack, pushing his total to two for the season. Newly assigned Rush QB Luke Drone would capitalize on Michna's early exit, completing 5-7 passes for 64 yards and 2 touchdowns.

Recently assigned WR Bradly Chavez, who finished with 9 catches for 104 yards and 3 touchdowns, paced the Kansas City offensive attack on way to being named the AFL Playmaker of the Game. Command QB Matt Gutierrez finished the game 23-39 for 258 yards, 5 TD and 2 INT.

With their fourth straight victory the Chicago Rush head to Atlanta next week to take on Georgia aiming for a franchise best 5-0 start.

# Chicago Rush vs Georgia Force

April 14, 2012

Duluth, GA • The Arena At Gwinnet • Attendance: 3442

Chicago Rush	6	14	23	6	49
Georgia Force	21	28	7	14	70

SCORING SUMMARY					CHI -GEO
1st	12:23	GEO	GRIER, Jeremy 2 yd run (MARTINEZ, Carlo kick)		
			3 plays, 10 yards, TOP 1:37		
	09:34	CHI	PERRY, Jared 34 yd pass from MICHNA, Russ (SALERNO, Mike kick failed)		
			3 plays, 45 yards, TOP 2:04		
	06:18	GEO	MCRAE, Brandon 20 yd pass from ARCHER, R.J. (MARTINEZ, Carlo kick)		
			4 plays, 36 yards, TOP 2:36		
	01:25	GEO	MCRAE, Brandon 5 yd pass from ARCHER, R.J. (MARTINEZ, Carlo kick)		
			4 plays, 20 yards, TOP 2:23		
2nd	14:16	CHI	MORRIS, Kelvin 2 yd run (SALERNO, Mike kick)		
			3 plays, 42 yards, TOP 1:22		
	08:30	GEO	JOHNSON, C.J. 9 yd pass from ARCHER, R.J. (MARTINEZ, Carlo kick)		
			7 plays, 36 yards, TOP 0:00		
	04:24	GEO	MCRAE, Brandon 16 yd pass from ARCHER, R.J. (MARTINEZ, Carlo kick)		
			2 plays, 4 yards, TOP 0:58		
	02:00	CHI	GRAY, Reggie 39 yd pass from MICHNA, Russ (SALERNO, Mike kick)		
			3 plays, 49 yards, TOP 1:42		
	00:39	GEO	SHIPP, Larry 30 yd pass from ARCHER, R.J. (MARTINEZ, Carlo kick)		
			4 plays, 36 yards, TOP 0:45		
	00:12	GEO	BENSON, Mykell 14 yd pass from ARCHER, R.J. (MARTINEZ, Carlo kick)		
			2 plays, 14 yards, TOP 0:14		
3rd	12:10	GEO	BENSON, Mykell 9 yd run (MARTINEZ, Carlo kick)		
			4 plays, 30 yards, TOP 2:50		
	03:36	CHI	MORRIS, Kelvin 3 yd run (DRONE, Luke rush)		
			10 plays, 47 yards, TOP 7:50		
	02:10	CHI	PERRY, Jared 11 yd pass from MICHNA, Russ (DRONE, Luke pass failed)		
			2 plays, 11 yards, TOP 0:59		
	00:48	CHI	BROWN, Xavier safety		
	00:05	CHI	GRAY, Reggie 40 yd pass from MICHNA, Russ (SALERNO, Mike kick)		
			1 play, 40 yards, TOP 0:38		
4th	11:19	GEO	BENSON, Mykell 5 yd run (MARTINEZ, Carlo kick)		
			5 plays, 47 yards, TOP 3:41		
	03:25	GEO	SHIPP, Larry 5 yd run (MARTINEZ, Carlo kick)		
			1 play, 5 yards, TOP 0:33		
	00:57	CHI	DRONE, Luke 2 yd run (SALERNO, Mike kick failed)		
			4 plays, 44 yards, TOP 1:43		

A six touchdown first half by Georgia quarterback R.J. Archer was too tall of an order to handle as the Rush suffered their first defeat of the 2012 season.

Chicago mistakes were littered all over the field as QB Russ Michna (20-36, 263 yards, 4 TD, 4 INT) kicked it off on the first offensive series by tossing an interception to Force defensive back Tracy Belton. The Force would use the five turnovers to post 28 of their 70 points on the night. Georgia wide receiver Brandon McRae provided the bulls-eye for Archer in the first half, hauling in three touchdowns. His most impressive came on a throw that began with a leap near the sidewall and ended with him catching the touchdown on the Gwinnett Arena concrete.

No matter the first half mistakes by the Rush, the deficit was cut to eight points on a two-yard touchdown run by FB/JLB Kelvin Morris in the second quarter. However, two straight Force touchdowns and a 4th down touchdown catch by the previously quiet WR Larry Shipp with a minute remaining in the second quarter led to a 49-20 first half advantage.

Bounces turned Chicago's way in the third quarter where they took a 23-7 scoring advantage. After an opening possession touchdown by Georgia, Chicago would string together the 23 unanswered points in the final 3:36 to cut the lead to 13. Wide receiver Reggie Gray (7 catches, 133 yards, 2 TD) would mark the final seconds of that third quarter by catching a 40-yard touchdown pass, moving closer to both the all-time receiving touchdown record and all-purpose touchdown record.

The ensuing kickoff from Gray's touchdown provided a chance for the Rush to continue their comeback in the fourth quarter. The ball clanked off the iron upright, bouncing high off of the net and grazed the fingers of two Chicago players. Yet, the ball would strike the sidewall before being recovered by the Rush, signaling a dead ball and possession to Georgia.

"Out of all the mistakes we made tonight, that one play could've turned the tide for the rest of the game," stated Head Coach Bob McMillen, "If we recover and get the ball at their 3-yard line we have the chance to score and make it a one possession game."

Georgia quarterback R.J. Archer (21-27, 205 yards, 6 TD) wouldn't need a second half touchdown as Mykell Brown and the Force defense stymied the last of the Rush comeback attempt. The final blow came on QB Russ Michna's fifth turnover of the night (four INT's, one fumble), resulting in Georgia's WR Larry Shipp taking a reverse into the end zone to place a 70 on the scoreboard and send Chicago home without an undefeated record.

With the loss, the Rush drop to 4-1 on the season and will return home April 21, 2012, to take on the Milwaukee Mustangs at the Allstate Arena.



# Milwaukee Mustangs vs Chicago Rush

April 21, 2012

Rosemont, IL • Allstate Arena • Attendance: 7955

<b>Milwaukee Mustangs</b>	14	14	13	20	<b>61</b>
<b>Chicago Rush</b>	14	14	14	20	<b>62</b>

SCORING SUMMARY						MKE - CHI
<b>1st</b>	13:12	MKE	WILSON, Johnath 23 yd pass from GUIDUGLI, Gino (GATES, Ryan kick)			
			3 plays, 47 yards, TOP 1:48			7 - 0
	09:35	CHI	MORRIS, Kelvin 2 yd run (SETTA, Nicholas kick)			
			5 plays, 25 yards, TOP 3:16			7 - 7
	04:34	MKE	JENKINS, Jared 10 yd pass from GUIDUGLI, Gino (GATES, Ryan kick)			
			7 plays, 45 yards, TOP 4:25			14 - 7
	02:44	CHI	TURNER, Terranc 12 yd pass from MICHNA, Russ (SETTA, Nicholas kick)			
			2 plays, 21 yards, TOP 1:11			14 - 14
<b>2nd</b>	13:04	MKE	WILSON, Johnath 14 yd pass from GUIDUGLI, Gino (GATES, Ryan kick)			
			6 plays, 42 yards, TOP 4:00			21 - 14
	04:58	CHI	HAMILTON, Marqu 5 yd run (SETTA, Nicholas kick)			
			11 plays, 49 yards, TOP 7:28			21 - 21
	03:13	MKE	JENKINS, Jared 29 yd pass from GUIDUGLI, Gino (GATES, Ryan kick)			
			2 plays, 39 yards, TOP 1:15			28 - 21
	00:00	CHI	MICHNA, Russ 2 yd run (SETTA, Nicholas kick)			
			8 plays, 41 yards, TOP 2:34			28 - 28
<b>3rd</b>	12:32	CHI	TURNER, Terranc 3 yd pass from MICHNA, Russ (SETTA, Nicholas kick)			
			4 plays, 45 yards, TOP 2:28			28 - 35
	10:55	MKE	JENKINS, Jared 18 yd pass from GUIDUGLI, Gino (GATES, Ryan kick)			
			1 play, 18 yards, TOP 0:59			35 - 35
	04:52	MKE	JENKINS, Jared 11 yd pass from GUIDUGLI, Gino (GATES, Ryan kick failed)			
			4 plays, 45 yards, TOP 2:07			41 - 35
	03:01	CHI	TURNER, Terranc 22 yd pass from MICHNA, Russ (SETTA, Nicholas kick)			
			2 plays, 45 yards, TOP 1:16			41 - 42
<b>4th</b>	13:51	MKE	PAUL, Josue 42 yd pass from GUIDUGLI, Gino (LAWRENCE, Justi rush failed)			
			5 plays, 45 yards, TOP 3:35			47 - 42
	09:01	CHI	TURNER, Terranc 4 yd pass from MICHNA, Russ (SETTA, Nicholas kick)			
			6 plays, 48 yards, TOP 4:10			47 - 49
	04:57	MKE	TORESSO, Nick 17 yd pass from GUIDUGLI, Gino (BOYD, Shane rush failed)			
			5 plays, 47 yards, TOP 3:27			53 - 49
	03:36	CHI	HAMILTON, Marqu 3 yd pass from MICHNA, Russ (SETTA, Nicholas kick failed)			
			1 play, 3 yards, TOP 0:34			53 - 55
	00:52	MKE	GUIDUGLI, Gino 1 yd run (TADISCH, Adam pass from BOYD, Shane)			
			5 plays, 17 yards, TOP 2:18			61 - 55
	00:04	CHI	PERRY, Jared 22 yd pass from MICHNA, Russ (SETTA, Nicholas kick)			
			5 plays, 47 yards, TOP 0:48			61 - 62

It was Rush wide receiver Terrance Turner's turn to shine in the spotlight as his 10 catch, 112 yards and 4 touchdown night powered the Rush (5-1) to a 62-61 win over the Milwaukee Mustangs (2-4) Saturday night at Allstate Arena.

The boiling point in the game came with 52 seconds left as the Rush took over at their own 3-yard line down by six. Game MVP QB Russ Michna (26-34, 306 yards, 6 touchdowns) engineered the team all the way to the Mustang 12-yard line, but were set back to the 22-yard line after a T.J. Watkins holding penalty negated a completed pass inside the five. Standing with only four seconds left and needing a touchdown, Offensive Coordinator Walt Housman deferred to QB Russ Michna for the play call.

"(Russ) had bullets fired at him all night...the last play was 100% his call and he told us he wanted to run something," said Chicago Head Coach Bob McMillen.

The trust in Michna paid off, as WR Jared Perry would secure a 5-1 start with his 22-yard touchdown grab off of a sail route to tie the game at 61. Rush Emergency Kicker Nick Setta, a Homer Glen native, put the finishing touch on the win by booting through the extra point. Overall it was a successful night for the Rush receiving core, which saw WR Terrance Turner become the fourth Rush wide receiver to nab ten catches in a game this season.

Chicago's defense would take hits on the scoreboard all night, but took its biggest one at defensive back with Vic Hall leaving the game due to injury on first Milwaukee possession. His absence left the Rush cycling wide receivers Marquis Hamilton and Reggie Gray into the secondary as well as rotating other defensive players to positions they previously hadn't played. The void allowed Milwaukee QB Gino Guidugli to accumulate touchdowns on all nine offensive possessions, four of which found WR Jonathan Wilson and WR Jared Jenkins in the first half.

With Chicago's defense down its best defensive playmaker, the pressure turned to the Rush offense to keep pace with the Mustangs. Early on it was the rushing attack that brought three touchdowns as Kelvin Morris, Marquis Hamilton and Russ Michna fought their way into the end zone. Chicago quarterback Russ Michna provided the last second elation to close out the second quarter by taking the snap, surveying covered receivers and tucking the ball to run along the left side boards and sneak in for a touchdown to tie the game at 28.

The back and forth nature continued into the second half, but a missed extra point and two failed two-point conversions by the Mustangs were small mistakes they wouldn't overcome. Third quarter touchdown passes to Rush WR Terrance Turner brought the first lead of the night for Chicago, who would never lead by more than two points.

For every Rush touchdown, there was an answer by the Mustangs. Milwaukee QB Gino Guidugli threw for 330 yards and eight touchdowns, while adding a rushing touchdown with 52 seconds left in the game to give the Mustangs their last lead of the night.

# Chicago Rush vs San Antonio Talons

April 28, 2012

San Antonio, TX • Alamodome • Attendance: 4753

<b>Chicago Rush</b>	14	21	14	6	<b>55</b>
<b>San Antonio Talons</b>	14	14	14	14	<b>56</b>

SCORING SUMMARY						CHI -SAT
1st	12:17	CHI	PAYNE, J.J. 11 yd run (SALERNO, Mike kick)	4 plays, 38 yards, TOP 2:43		7 - 0
	09:54	SAT	LEE, Derek 10 yd pass from GARCIA, Aaron (DEMOS, Marc kick)	3 plays, 31 yards, TOP 2:23		7 - 7
	06:52	CHI	HAMILTON, Marqu 4 yd pass from MICHNA, Russ (SALERNO, Mike kick)	4 plays, 45 yards, TOP 3:02		14 - 7
	02:41	SAT	LEE, Derek 10 yd pass from GARCIA, Aaron (DEMOS, Marc kick)	5 plays, 41 yards, TOP 4:11		14 - 14
2nd	09:15	CHI	GRAY, Reggie 3 yd pass from MICHNA, Russ (SALERNO, Mike kick)	2 plays, 11 yards, TOP 2:39		21 - 14
	07:20	CHI	DRONE, Luke 1 yd run (SALERNO, Mike kick)	1 play, 1 yard, TOP 1:00		28 - 14
	05:17	SAT	QUIROGA, Robert 1 yd run (DEMOS, Marc kick)	3 plays, 6 yards, TOP 2:03		28 - 21
	00:54	CHI	DRONE, Luke 1 yd run (SALERNO, Mike kick)	6 plays, 40 yards, TOP 4:23		35 - 21
	00:10	SAT	LEE, Derek 5 yd pass from GARCIA, Aaron (DEMOS, Marc kick)	2 plays, 14 yards, TOP 0:44		35 - 28
3rd	11:26	SAT	QUIROGA, Robert 24 yd pass from GARCIA, Aaron (DEMOS, Marc kick)	5 plays, 42 yards, TOP 3:34		35 - 35
	07:19	CHI	WATKINS, T.J. 7 yd pass from MICHNA, Russ (SALERNO, Mike kick)	4 plays, 46 yards, TOP 4:07		42 - 35
	02:54	SAT	COOK, Chad 1 yd run (DEMOS, Marc kick)	6 plays, 27 yards, TOP 4:25		42 - 42
	00:03	CHI	GRAY, Reggie 7 yd pass from MICHNA, Russ (SALERNO, Mike kick)	3 plays, 38 yards, TOP 2:51		49 - 42
4th	11:01	SAT	LEE, Derek 14 yd pass from GARCIA, Aaron (DEMOS, Marc kick)	6 plays, 42 yards, TOP 4:02		49 - 49
	06:03	CHI	MORRIS, Kelvin 9 yd interception return (SALERNO, Mike kick blocked)			55 - 49
	01:22	SAT	TOLER, Burl 13 yd pass from GARCIA, Aaron (DEMOS, Marc kick)	5 plays, 39 yards, TOP 4:41		55 - 56

The Chicago Rush (5-2) displayed the epitome of a team game Saturday afternoon, but gave up the lead with 1:22 left and lost 56-55 to the San Antonio Talons (4-3) at the Alamodome.

On the final Chicago offensive drive, quarterback Russ Michna (25-33, 255 yards, 4 TD) drove the team down to the San Antonio 13-yard line with seven seconds left. A decision to run one final offensive play ended up being a costly gamble as Michna was flushed out of the pocket and couldn't get out of bounds before time expired. "Our game plan was to run one final offensive play and then have Mike [Salerno] get in there and kick it if we didn't score," said Chicago Head Coach Bob McMillen. "The (San Antonio) pass rush forced Russ to improvise and he did the best he could given the situation."

Rush kicker Mike Salerno set up the opportunity for the Talons to gain their first lead of the game by missing an extra point after JLB Kelvin Morris (2 tackles, 1 INT, 1 FR, 1 TD) returned his 20th career interception for a touchdown with 6:03 left in the fourth quarter. San Antonio quarterback Aaron Garcia (23-32, 219 yards, 6 TD, 2 INT) would drive the Talons 39 yards in five plays and hit WR Burl Toler for a 13-yard touchdown pass, allowing kicker Marc Demos to play hero and drive home the winning point.

It was a disappointing ending to a Chicago effort that saw six different receivers catch passes, five players score touchdowns and fullback J.J. Payne (46 total yards, 1 TD) use his longest rush of the year to notch his 10th career rushing touchdown, putting Chicago up 7-0 early.

Talons quarterback Aaron Garcia was as good as advertised, but two uncharacteristic second quarter possessions provided the Rush with their largest advantage of the afternoon. The first turnover had Chicago defensive back Semaj Moody cutting in front of the intended receiver for his first interception on the season. The second Garcia turnover was a fumbled snap recovered by JLB Kelvin Morris at the Talons 1-yard line. Those two mistakes led to Chicago holding 14-point leads on two separate occasions, before a third touchdown reception by Talons WR Derek Lee allowed San Antonio to pull the game to 35-28 at halftime.

Chicago wide receiver Terrance Turner built on his success from last week, hauling in ten passes for 95 yards, but was denied a touchdown. His bat-teryte Reggie Gray (4 catches, 27 yards, 2 TD) climbed to within two receiving touchdowns and one all-purpose touchdown of Chicago franchise records. Both touchdown receptions had Gray showing off his griffiness, with the first having him tackled over the wall and the second seeing him gauntlet his way through four Talon defenders.

Rush defensive lineman Xavier Brown and Jeffrey Fitzgerald tallied sacks of Aaron Garcia, while Chicago backup quarterback Luke Drone recorded two rushing touchdowns. The loss drops Chicago's central division lead to one, making their match up with rival Iowa all the more crucial. The two rivals will square off at Allstate Arena May 6th at 3:00 p.m.



# Iowa Barnstormers vs Chicago Rush

May 06, 2012

Rosemont, IL • Allstate Arena • Attendance: 6010

Iowa Barnstormers	14	14	14	8	50
Chicago Rush	7	17	29	8	61

SCORING SUMMARY						IOW -CHI
1st	11:02	IOW	THOMAS, Marco 4 yd pass from RATERINK, J.J. (CAMAY, Craig kick)			7 plays, 28 yards, TOP 3:58 7 - 0
	05:49	CHI	DRONE, Luke 1 yd run (SALERNO, Mike kick)			7 plays, 48 yards, TOP 4:40 7 - 7
	02:55	IOW	SCHMIDT, Jesse 16 yd pass from RATERINK, J.J. (CAMAY, Craig kick)			3 plays, 35 yards, TOP 2:03 14 - 7
2nd	14:15	CHI	GRAY, Reggie 8 yd pass from MICHNA, Russ (SALERNO, Mike kick)			6 plays, 43 yards, TOP 3:04 14 - 14
	09:43	IOW	FILER, Rodney 1 yd run (CAMAY, Craig kick)			6 plays, 47 yards, TOP 3:55 21 - 14
	05:15	CHI	TURNER, Terranc 18 yd pass from MICHNA, Russ (SALERNO, Mike kick)			6 plays, 41 yards, TOP 3:50 21 - 21
	01:26	IOW	SCHMIDT, Jesse 8 yd pass from RATERINK, J.J. (CAMAY, Craig kick)			5 plays, 27 yards, TOP 3:13 28 - 21
	00:00	CHI	SALERNO, Mike 20 yd field goal			4 plays, 5 yards, TOP 1:00 28 - 24
3rd	14:29	CHI	GRAY, Reggie 34 yd pass from MICHNA, Russ (SALERNO, Mike kick)			1 play, 34 yards, TOP 0:31 28 - 31
	09:28	IOW	RATERINK, J.J. 1 yd run (CAMAY, Craig kick)			7 plays, 36 yards, TOP 4:22 35 - 31
	06:42	CHI	MORRIS, Kelvin 2 yd run (SALERNO, Mike kick)			3 plays, 47 yards, TOP 2:10 35 - 38
	03:43	IOW	SCHMIDT, Jesse 35 yd pass from RATERINK, J.J. (CAMAY, Craig kick)			4 plays, 49 yards, TOP 2:26 42 - 38
	02:45	CHI	HAMILTON, Marqu 42 yd pass from MICHNA, Russ (SALERNO, Mike kick)			1 play, 42 yards, TOP 0:40 42 - 45
	01:55	CHI	PERRY, Jared safety			42 - 47
	00:59	CHI	TURNER, Terranc 42 yd pass from MICHNA, Russ (SALERNO, Mike kick failed)			1 play, 47 yards, TOP 0:56 42 - 53
4th	12:58	IOW	FILER, Rodney 5 yd run (RATERINK, J.J. pass failed)			4 plays, 45 yards, TOP 2:08 48 - 53
	09:03	CHI	TURNER, Terranc 2 yd pass from DRONE, Luke (SALERNO, Mike pass from DRONE, Luke)			5 plays, 48 yards, TOP 3:06 48 - 61
	00:07	IOW	PATERSON, Will safety			50 - 61

Chicago wide receiver Reggie Gray broke Etu Molden's franchise record as the Chicago Rush (6-2) put away the Iowa Barnstormers (3-5) 61-50 Sunday afternoon at Allstate Arena.

Scoring on the second and fifth offensive drives, Reggie Gray (6 catches, 117 yards, 2 TD) now holds the all-time Chicago Rush franchise record for all-purpose touchdowns with 74.

Gray's third quarter 34-yard record-breaking touchdown reception set the course for a strong second half. After two Iowa touchdowns sandwiched a Kelvin Morris 2-yard touchdown run mid way through the third quarter, Chicago eventually claimed the lead for good.

Rush WR Marquis Hamilton sparked the surge by sneaking past the Iowa secondary and hauling in his first catch of the evening, a 42-yard touchdown toss from Russ Michna. The ensuing kickoff resulted in two more points for Chicago when Iowa kick returner Marco Thomas crossed the goal line and returned back to the end zone where Jared Perry tackled him for the safety. The ability to receive another offensive possession right away wasn't wasted as Terrance Turner (5 catches, 72 yards, 3 TD) scorched past the Iowa secondary to record the second 42-yard touchdown reception of the night, giving the Rush a 53-42 lead going into the fourth quarter.

A 5-yard touchdown run by Iowa's Rodney Filer would bring them to within 5 with 12:58 remaining in the game, but Iowa's offense couldn't crack the scoring column the rest of the way. A safety with :07 left in the game gave Iowa their only other points of the fourth quarter.

Game MVP Russ Michna (22-32, 369 yards, 5 TD) spearheaded the second half outburst by Chicago, completing 10-12 passes which included two touchdown strikes of 42-yards.

Methodical drives by the Iowa Barnstormers throughout the first three quarters allowed them to keep the game close. Six straight touchdown drives from the get-go gave Iowa the lead all the way into the 2:45 mark of the third quarter. Iowa QB J.J. Raterink (30-39, 358 yards, 4 TD) cruised along in the first half by throwing three touchdowns, two of which found All-Arena wide receiver Jesse Schmidt (13 catches, 194 yards, 3 TD).

However, Chicago's defense took advantage of Iowa's dead last AFL ranking in sacks allowed by recording three sacks and forcing multiple hurries. Rush defensive end Xavier Brown led the team with two sacks and Pierre Walters chipped in with another.

Other leaders of the game included Chicago wide receiver Jared Perry who finished with 9 catches for 130 yards, while defensive back Vic Hall led the Rush defense with 10 tackles. Rush backup QB Luke Drone engineered points by rushing for a first quarter touchdown, throwing for a fourth quarter touchdown and completing a two-point conversion with a toss to kicker Mike Salerno (1-1 FG, 6-7 PAT).

# Chicago Rush vs Arizona Rattlers

May 12, 2012

Phoenix, AZ • US Airways Center • Attendance: 7280

<b>Chicago Rush</b>	21	10	0	12	<b>43</b>
<b>Arizona Rattlers</b>	21	14	21	21	<b>77</b>

SCORING SUMMARY						CHI -ARI
<b>1st</b>	12:23	CHI	DRONE, Luke 1 yd run (SALERNO, Mike kick)			
				4 plays, 43 yards, TOP 2:37		7 - 0
	11:47	ARI	HARVEY, Trandon 54 yd kickoff return (GOULD, Chris kick)			
						7 - 7
	09:53	CHI	DRONE, Luke 2 yd run (SALERNO, Mike kick)			
				2 plays, 44 yards, TOP 0:59		14 - 7
	05:52	ARI	FOX, Glen 4 yd pass from DAVILA, Nick (GOULD, Chris kick)			
				5 plays, 29 yards, TOP 3:24		14 - 14
	04:42	ARI	MCCULLOUGH, Kev 8 yd interception return (GOULD, Chris kick)			
						14 - 21
	00:05	CHI	PERRY, Jared 1 yd pass from DRONE, Luke (SALERNO, Mike kick)			
				5 plays, 45 yards, TOP 3:39		21 - 21
<b>2nd</b>	13:14	ARI	HARVEY, Trandon 9 yd pass from DAVILA, Nick (GOULD, Chris kick)			
				3 plays, 45 yards, TOP 1:46		21 - 28
	03:59	ARI	FOX, Glen 15 yd pass from DAVILA, Nick (GOULD, Chris kick)			
				2 plays, 47 yards, TOP 1:29		21 - 35
	01:02	CHI	TURNER, Terranc 8 yd pass from DRONE, Luke (SALERNO, Mike kick)			
				4 plays, 45 yards, TOP 2:15		28 - 35
	00:00	CHI	SALERNO, Mike 28 yd field goal			
				8 plays, 34 yards, TOP 0:37		31 - 35
<b>3rd</b>	12:14	ARI	FOX, Glen 16 yd pass from DAVILA, Nick (GOULD, Chris kick)			
				5 plays, 30 yards, TOP 2:46		31 - 42
	05:46	ARI	FOX, Glen 23 yd pass from DAVILA, Nick (GOULD, Chris kick)			
				4 plays, 39 yards, TOP 2:35		31 - 49
	01:50	ARI	ARMSTRONG, Odie 6 yd run (GOULD, Chris kick)			
				1 play, 6 yards, TOP 0:23		31 - 56
<b>4th</b>	13:04	ARI	WHITE, Markee 15 yd pass from DAVILA, Nick (GOULD, Chris kick)			
				1 play, 25 yards, TOP 0:37		31 - 63
	10:01	CHI	GRAY, Reggie 25 yd pass from DRONE, Luke (SALERNO, Mike kick failed)			
				4 plays, 49 yards, TOP 2:37		37 - 63
	08:52	ARI	HARVEY, Trandon 33 yd pass from MURRIETTA, Jason (GOULD, Chris kick)			
				1 play, 33 yards, TOP 0:37		37 - 70
	04:45	CHI	GRAY, Reggie 25 yd pass from DRONE, Luke (SALERNO, Mike kick failed)			
				4 plays, 45 yards, TOP 3:25		43 - 70
	01:46	ARI	WHITE, Markee 25 yd pass from MURRIETTA, Jason (GOULD, Chris kick)			
				4 plays, 30 yards, TOP 2:56		43 - 77

Nick Davila and the Arizona Rattlers (6-3) coasted in the second half to dominate the Chicago Rush (6-3) 77-43 Saturday night in front of 7,280 fans at the U.S. Airways Center in Phoenix.

Chicago started backup quarterback Luke Drone (28-51, 396 yards, 4 TD, 2 rush TD), who began the game strong by leading the Rush offense to a touchdown on the game's opening possession. A 35-yard completion to Jared Perry was followed up by a muscling effort by Drone to rush in for the first of his two rushing scores. However, the increase in team confidence was short-lived as Arizona's Trandon Harvey (153 all-purpose yards) ran through Mike Salerno on the kickoff and continued all the way to the end zone to tie the game at seven.

Drone continued to match Arizona QB Nick Davila (16-22, 213 yards, 6 TD) score for score in the first half outside of an interception by Rattlers JLB Kevin McCullough (5 tackles, 1 INT) who sprinted in for six points. Regardless, two touchdown passes and two rushing touchdowns highlighted a successful beginning by Luke Drone who led the Rush to 31 first half points.

Reception streaks marked the first two quarters for the Chicago wideouts, as Marquis Hamilton (6 catches, 69 yards) caught four straight passes and Terrance Turner (11 catches, 101 yards, 1 TD) topped that with six straight catches during the second quarter.

The second half is where the mistakes unfortunately piled up for the Rush offense. A fumbled snap and two turnovers on downs allowed Arizona's Nick Davila to take a four point Rattlers lead and build it up to 33 early in the fourth quarter. Rattlers WR Glen Fox (9 catches, 107 yards, 4 TD) was a key contributor, adding four touchdown receptions. Chicago couldn't settle down as the Arizona lead climbed and didn't score in the second half until the 10:01 mark of the fourth quarter.

The Rattlers second half offensive boost was aided by the injury to Chicago defensive back Vic Hall. Breaking up a touchdown pass, Hall fell awkwardly near the wall and would leave the game during the first minutes of the third quarter. First time AFL players Jack Williams and Brian Laihart tried to acclimate to the secondary, but the seasoned Davila took advantage of the inexperience.

The loss drops Chicago into a tie with the San Antonio Talons (6-3) for first place in the National Central Division. The 34-point loss is the worst defeat in the Bob McMillen coaching era and the largest for Chicago since 2006.

"This entire team takes responsibility for the loss, but we'll come back from it as a team," stated Head Coach Bob McMillen.

# Chicago Rush vs San Jose SaberCats

May 26, 2012

San Jose, CA • HP Pavilion • Attendance: 9036

<b>Chicago Rush</b>	14	28	14	21	0	<b>77</b>
<b>San Jose SaberCats</b>	14	21	13	29	7	<b>84</b>

SCORING SUMMARY						CHI -SJS
<b>1st</b>	11:36	CHI	GRAY, Reggie 5 yd pass from MICHNA, Russ (HOUSTON, Joe kick)			
			4 plays, 32 yards, TOP 3:24			7 - 0
	09:57	SJS	WHITTAKER, Huey 31 yd pass from GRIEB, Mark (PERTUIT, Nick kick)			
			2 plays, 40 yards, TOP 1:05			7 - 7
	06:28	CHI	PERRY, Jared 37 yd pass from MICHNA, Russ (HOUSTON, Joe kick)			
			4 plays, 46 yards, TOP 2:58			14 - 7
	03:05	SJS	ROE, James 11 yd pass from GRIEB, Mark (PERTUIT, Nick kick)			
			4 plays, 49 yards, TOP 2:48			14 - 14
<b>2nd</b>	14:58	CHI	GRAY, Reggie 5 yd run (HOUSTON, Joe kick)			
			4 plays, 41 yards, TOP 3:22			21 - 14
	13:47	CHI	MOODY, Semaj 0 yd net recovery (HOUSTON, Joe kick)			
						28 - 14
	12:22	SJS	GOODSON, Samora 16 yd pass from GRIEB, Mark (PERTUIT, Nick kick)			
			3 plays, 36 yards, TOP 1:25			28 - 21
	10:28	CHI	GRAY, Reggie 27 yd pass from MICHNA, Russ (HOUSTON, Joe kick)			
			2 plays, 35 yards, TOP 1:10			35 - 21
	05:02	SJS	KIRTON, Johnie 1 yd run (PERTUIT, Nick kick)			
			8 plays, 37 yards, TOP 4:50			35 - 28
	01:00	CHI	DRONE, Luke 2 yd run (HOUSTON, Joe kick)			
			4 plays, 41 yards, TOP 3:29			42 - 28
	00:15	SJS	GOODSON, Samora 15 yd pass from GRIEB, Mark (PERTUIT, Nick kick)			
			5 plays, 45 yards, TOP 0:45			42 - 35
<b>3rd</b>	11:00	SJS	ROE, James 26 yd pass from GRIEB, Mark (PERTUIT, Nick kick blocked)			
			7 plays, 48 yards, TOP 4:00			42 - 41
	09:09	CHI	PERRY, Jared 19 yd pass from MICHNA, Russ (HOUSTON, Joe kick)			
			2 plays, 47 yards, TOP 1:11			49 - 41
	07:59	SJS	WHITTAKER, Huey 14 yd pass from GRIEB, Mark (PERTUIT, Nick kick)			
			1 play, 14 yards, TOP 0:34			49 - 48
	04:02	CHI	WATKINS, T.J. 18 yd pass from MICHNA, Russ (HOUSTON, Joe kick)			
			4 plays, 34 yards, TOP 3:23			56 - 48
<b>4th</b>	14:55	SJS	KIRTON, Johnie 3 yd run (PERTUIT, Nick kick)			
			6 plays, 38 yards, TOP 3:27			56 - 55
	09:27	CHI	TURNER, Terrance 6 yd pass from MICHNA, Russ (HOUSTON, Joe kick)			
			7 plays, 47 yards, TOP 4:58			63 - 55
	03:28	SJS	ROE, James 13 yd pass from GRIEB, Mark (PERTUIT, Nick kick)			
			9 plays, 47 yards, TOP 5:25			63 - 62
	02:24	CHI	GRAY, Reggie 15 yd pass from MICHNA, Russ (HOUSTON, Joe kick)			
			1 play, 15 yards, TOP 0:40			70 - 62
	00:26	SJS	GOODSON, Samora 11 yd pass from GRIEB, Mark (ROE, James pass from GRIEB, Mark)			
			1 play, 11 yards, TOP 0:05			70 - 70
	00:20	CHI	PERRY, Jared 47 yd pass from MICHNA, Russ (HOUSTON, Joe kick)			
			1 play, 47 yards, TOP 0:06			77 - 70
	00:10	SJS	WHITTAKER, Huey 28 yd pass from GRIEB, Mark (PERTUIT, Nick kick)			
			1 play, 28 yards, TOP 0:10			77 - 77
<b>OT</b>	12:31	SJS	KIRTON, Johnie 4 yd run (PERTUIT, Nick kick)			
			4 plays, 41 yards, TOP 2:29			77 - 84

The trend of the Chicago Rush never winning a regular season game in San Jose continues. Despite never trailing in regulation, the Chicago Rush (6-4) forfeited the lead when it mattered most and lost 84-77 to the San Jose SaberCats (8-3) in overtime in front of 9,036 fans at the HP Pavilion at San Jose.

With one minute left in the fourth quarter and the SaberCats driving, Mark Grieb threw a pass towards the end zone that was intercepted by Rush defensive back Brian Lianhart. Up eight points at the time, Chicago appeared to need only a few positive plays to walk out of San Jose with a victory.

However, a negative rushing play by Michna would stop the clock per AFL rules and Luke Drone's fourth down fumble of a snap to turn the ball over on downs with 26 seconds left allowed San Jose one last opportunity.

Giving SaberCats veteran quarterback Mark Grieb another chance proved to be devastating as he hit WR Samora Goodson (10 catches, 120 yards, 3 TD) for an 11-yard touchdown. Still needing the two-point conversion, Grieb surveyed to find reliable James Roe (7 catches, 108 yards, 3 TD) to notch the game at 70.

A heroic 47-yard touchdown bomb from Chicago's Russ Michna to Jared Perry deflated the San Jose crowd with 20 seconds remaining putting the Rush up 77-70, but Grieb once again worked his magic to find Huey Whittaker for a touchdown with 10 seconds left to force overtime.

With Chicago deciding to defer in overtime, they began on defense and couldn't stop the SaberCats from scoring. Fullback Johnie Kirtan (28 total yards) tortured his former team for three touchdown runs on the night, the third of which gave San Jose their first lead of the night five quarters into the contest.

A 25-yard kickoff return by Reggie Gray, along with a five-yard penalty by San Jose gave the Rush the ball at the SaberCats 21-yard line. Great field position wouldn't matter though, as Vince Hill stepped in front of a pass intended for Jared Perry and intercepted Michna in the end zone to seal the SaberCats eighth win of the year.

An overtime interception was the first mistake by Michna all night, as he was sharp to the tune of 351 yards and 8 touchdown passes. Reaping the benefits of his play were wide receivers Reggie Gray (9 catches, 131 yards, 4 total TD), Jared Perry (8 catches, 137 yards, 3 TD) and Terrance Turner (5 catches, 49 yards, 1 TD). Even offensive lineman T.J. Watkins rolled in his 330 pounds down the field for an 18-yard screen pass score from the hand of Michna.

A secondary without Vic Hall had its share of ups and downs. Newcomer Brandon Brinkley led the Rush with 8 tackles and numerous pass breakups on way to defensive player of the game, but was responsible for giving up the 28-yard touchdown pass to Huey Whittaker (5 catches, 91 yards, 3 TD) that forced overtime.

Chicago's fourth loss of the season holds importance as they have now lost to San Antonio (8-3), Arizona (8-3) and San Jose (8-3). Those three teams are all ahead of the Rush in playoff positioning and it forces Chicago into a pivotal matchup when they return to Allstate Arena June 3rd to take on the Spokane Shock (6-4).

# Spokane Shock vs Chicago Rush

June 3, 2012

Rosemont, IL • Allstate Arena • Attendance: 6418

<b>Spokane Shock</b>	<b>6</b>	<b>14</b>	<b>28</b>	<b>14</b>	<b>62</b>
<b>Chicago Rush</b>	<b>17</b>	<b>14</b>	<b>28</b>	<b>14</b>	<b>73</b>

SCORING SUMMARY					SPO - CHI
1st	11:52	CHI	HOUSTON, Joe 31 yd field goal		
			5 plays, 31 yards, TOP 3:08		0 - 3
	10:51	SPO	THOMPSON, Bran 9 yd pass from ROWLEY, Kyle (SPENCER, Kenny kick failed)		
			2 plays, 21 yards, TOP 1:01		6 - 3
	07:48	CHI	PERRY, Jared 5 yd pass from MICHNA, Russ (HOUSTON, Joe kick)		
			4 plays, 37 yards, TOP 2:29		6 - 10
	00:00	CHI	TURNER, Terrance 36 yd pass from MICHNA, Russ (HOUSTON, Joe kick)		
			3 plays, 16 yards, TOP 2:30		6 - 17
2nd	13:20	SPO	TENNEL, Adron 35 yd pass from ROWLEY, Kyle (SPENCER, Kenny kick)		
			3 plays, 48 yards, TOP 1:40		13 - 17
	08:48	CHI	GRAY, Reggie 19 yd pass from MICHNA, Russ (HOUSTON, Joe kick)		
			6 plays, 46 yards, TOP 3:58		13 - 24
	05:40	SPO	BLACK, Steven 18 yd pass from ROWLEY, Kyle (SPENCER, Kenny kick)		
			4 plays, 38 yards, TOP 2:29		20 - 24
	02:07	CHI	TURNER, Terrance 11 yd pass from MICHNA, Russ (HOUSTON, Joe kick)		
			4 plays, 44 yards, TOP 3:04		20 - 31
3rd	14:22	SPO	BLACK, Steven 41 yd pass from ROWLEY, Kyle (SPENCER, Kenny kick)		
			1 play, 41 yards, TOP 0:38		27 - 31
	12:05	CHI	GRAY, Reggie 25 yd pass from MICHNA, Russ (HOUSTON, Joe kick)		
			3 plays, 45 yards, TOP 1:45		27 - 38
	10:23	SPO	THOMPSON, Bran 16 yd pass from ROWLEY, Kyle (SPENCER, Kenny kick)		
			2 plays, 37 yards, TOP 1:03		34 - 38
	08:35	CHI	PERRY, Jared 16 yd pass from MICHNA, Russ (HOUSTON, Joe kick)		
			2 plays, 33 yards, TOP 1:21		34 - 45
	05:41	SPO	THOMPSON, Bran 24 yd pass from ROWLEY, Kyle (SPENCER, Kenny kick)		
			4 plays, 49 yards, TOP 2:15		41 - 45
	02:45	CHI	PERRY, Jared 24 yd pass from MICHNA, Russ (HOUSTON, Joe kick)		
			4 plays, 40 yards, TOP 2:31		41 - 52
	01:32	SPO	SANDERS, Terrance 55 yd kickoff return (SPENCER, Kenny kick)		
					48 - 52
	00:12	CHI	TURNER, Terrance 6 yd pass from MICHNA, Russ (HOUSTON, Joe kick)		
			2 plays, 3 yards, TOP 1:13		48 - 59
4th	12:45	SPO	THOMPSON, Bran 11 yd pass from ROWLEY, Kyle (SPENCER, Kenny kick)		
			4 plays, 30 yards, TOP 2:15		55 - 59
	09:55	CHI	PERRY, Jared 11 yd pass from MICHNA, Russ (HOUSTON, Joe kick)		
			4 plays, 42 yards, TOP 2:25		55 - 66
	06:37	CHI	DRONE, Luke 2 yd run (HOUSTON, Joe kick)		
			3 plays, 15 yards, TOP 1:45		55 - 73
	01:05	SPO	HARPER, Rod 8 yd pass from ROWLEY, Kyle (SPENCER, Kenny kick)		
			9 plays, 36 yards, TOP 4:51		62 - 73

On a Sunday afternoon that honored the late Johnnie Kirton, the Chicago Rush (7-4) used a fumble recovery by his friend Kelvin Morris in the first quarter to widen the lead on way to a 73-62 victory over the Spokane Shock (6-5). 6,418 fans at Allstate Arena witnessed quarterback Russ Michna set Rush single-game franchise records for completions (32), passing yards (412) and touchdown passes (9).

Despite eight first half penalties by the Rush, Michna weathered through a first possession field goal drive to kick his game into record setting fashion. After throwing two interceptions on the first drive, Michna tossed only four incompletions the rest of the way. His preflight pass came on the second offensive drive, squeezing in a pass between Spokane's Paul Stephens and Marc Schiechl that landed in the hands of Jared Perry for an early 10-6 advantage.

The ensuing possession is where Kelvin Morris, who switched his jersey number this week to Kirton's 37, forced and recovered a fumble from WR Steven Black that set up a 36-yard pass from Michna to Terrance Turner. Two second quarter touchdown scores by Reggie Gray and Terrance Turner sustained the two possession advantage on way to a 31-20 halftime lead.

Second half adjustments worked for the Shock as they sprinted out of the break with a 41-yard touchdown grab by Steven Black (7 catches, 111 yards, 2 TD). The dynamic wide out continued his supreme catching by twirling for another sideline catch teeing up the first of three Brandon Thompsons (9 catches, 113 yards, 4 TD) touchdowns in the second half. However, no matter the pace the Shock set in the second half, they were never able to make the deficit smaller than four points. The inability to move closer stemmed from Rush signal caller Russ Michna (32-38, 412 yards, 9 TD) who continued his torrid performance in the second half. Making mince meat of the Shock secondary, Michna eclipsed the Chicago franchise record for passing touchdowns in a game by throwing his 9th to Jared Perry at the nine-minute mark of the fourth quarter.

The Rush defense answered the playmaking call by forcing three turnovers on the night, two of which came from a secondary that has seen eleven different starters this season. Defensive Player of the Game Samaj Moody intercepted Kyle Rowley late in the second quarter to keep the early 11-point lead safe. Perhaps the most important turnover came from Brian Lainhart, who intercepted a pass in the fourth quarter for the second straight week and gave backup quarterback Luke Drone the ammunition to take a 2-yard run into the end zone for the largest lead of the night.

The 18-point lead was safe for the last six minutes of the fourth quarter, even after Kyle Rowley (29-40, 402 yards, 8 TD, 2 INT) threw his eighth touchdown of the game to close the game back to within 11. His main target on the night was Adron Tennell, who took advantage of Rush newcomer Leslie Majors to the tune of 10 catches and 153 yards, but only one touchdown.

# Chicago Rush vs Utah Blaze

June 9, 2012

Salt Lake City, UT • EnergySolutions Arena • Attendance: 7077

<b>Chicago Rush</b>	0	14	14	0	<b>28</b>
<b>Utah Blaze</b>	21	20	7	20	<b>68</b>

SCORING SUMMARY					CHI -UTA
<b>1st</b>	14:02	UTA	LESUE, Aaron 14 yd pass from GRADY, Tommy (BROTZMAN, Kyle kick)		
			2 plays, 20 yards, TOP 0:58		
	10:03	UTA	STALLINGS, Ben 6 yd run (BROTZMAN, Kyle kick)		
			2 plays, 3 yards, TOP 0:59		
	00:04	UTA	KAULEINAMOKU, S 4 yd pass from GRADY, Tommy (BROTZMAN, Kyle kick)		
			9 plays, 49 yards, TOP 5:25		
<b>2nd</b>	14:51	UTA	MARSH, Antwan 1 yd net recovery (BROTZMAN, Kyle kick)		
	12:25	CHI	GRAY, Reggie 9 yd pass from MICHNA, Russ (HOUSTON, Joe kick)		
			4 plays, 45 yards, TOP 2:02		
	08:32	UTA	POOTS, Tysson 9 yd pass from GRADY, Tommy (BROTZMAN, Kyle kick failed)		
			6 plays, 48 yards, TOP 3:22		
	05:35	CHI	DRONE, Luke 1 yd run (HOUSTON, Joe kick)		
			4 plays, 43 yards, TOP 2:05		
	02:13	UTA	POOTS, Tysson 27 yd pass from GRADY, Tommy (BROTZMAN, Kyle kick)		
			4 plays, 49 yards, TOP 2:38		
<b>3rd</b>	12:33	CHI	GRAY, Reggie 12 yd pass from MICHNA, Russ (HOUSTON, Joe kick)		
			4 plays, 47 yards, TOP 2:27		
	06:45	UTA	POOTS, Tysson 4 yd pass from GRADY, Tommy (BROTZMAN, Kyle kick)		
			8 plays, 48 yards, TOP 5:04		
	03:33	CHI	DRONE, Luke 1 yd run (HOUSTON, Joe kick)		
			5 plays, 30 yards, TOP 2:40		
<b>4th</b>	12:57	UTA	LESUE, Aaron 5 yd pass from GRADY, Tommy (BROTZMAN, Kyle kick)		
			8 plays, 43 yards, TOP 4:47		
	07:15	UTA	LESUE, Aaron 27 yd pass from GRADY, Tommy (BROTZMAN, Kyle kick)		
			1 play, 27 yards, TOP 0:28		
	00:46	UTA	STALLINGS, Ben 1 yd run (BROTZMAN, Kyle kick failed)		
			7 plays, 45 yards, TOP 4:10		

A first quarter disaster evolved into a 40-point defeat for the Chicago Rush (7-5) as the Utah Blaze (8-5) put things on cruise control on way to a 68-28 smoking at the EnergySolutions Arena Saturday night in Salt Lake City. The 40-point loss is the worst defeat for the Chicago Rush in their eleven year history.

Slow out of the gate offensively, Russ Michna (16-29, 161 yards, 2 TD) couldn't lead the Rush to points until the fourth offensive possession, mainly because the Utah defense forced back-to-back turnover on downs and then had their special teams recover a kickoff for a touchdown.

By the time the Rush scratched the scoring column it was eighteen minutes into the game and they were down 28-0. Reggie Gray (11 catches, 87 yards, 2 TD) took in a 9-yard pass from Michna and Luke Drone used his legs to notch his ninth rushing touchdown on the year to bring the team back within 20. However, the defense couldn't find any clues to stop the Utah offense as Blaze wide receiver Tysson Poots terrorized the secondary for 11 catches and 126 yards in the first half alone.

Nevertheless, the first half nightmare wouldn't end there for the Rush as the Blaze attempted an onside kick that was fumbled out of the hands of Rush DB Kelvyn Hemphill, leading to Utah's seventh offensive possession in the first half. Everything appeared to be snowballing until a holding penalty by the Blaze negated an end of the half touchdown to keep Chicago within 27.

The third quarter gave way to Chicago's only advantage of the night. The opening second half possession went 47-yards ending with a Reggie Gray touchdown catch. However, the rest of the third quarter didn't give way to the kind of momentum needed as the Blaze answered with an eight play, 48-yard drive clocking off over five minutes. Luke Drone added his 10th rushing touchdown of the season on the following possession, but the large deficit needed more than the 14-7 point differential in the third quarter.

Just when the Rush had a chance to stop the Blaze on fourth down to have an opportunity at closing the game within two scores early in the fourth quarter, Tommy Grady surveyed to find Aaron Lesue for his 100th touchdown pass of the season.

Salt in the wound came with 7:28 left in the game after the Rush turned the ball over on downs for the third time in the game. Tommy Grady (32-45, 366 yards, 7 TD) launched a bullet down the middle of the field to a sliding Aaron Lesue who held on for his third touchdown of the game, putting the Blaze up 34.

Mistakes on offense weren't necessarily the reason for Chicago's season low 28 points. The Rush held the ball for only 25 minutes all game and didn't commit an offensive turnover with Michna at the helm. However, Utah appeared to be aware of everything Chicago threw at them offensively and defensively, putting Chicago in a state of flux to find a remedy.

The ability for Utah to outsmart the AFL's most efficient passer led to Michna only throwing for a season low 161 yards and two touchdowns. The two touchdown passes against the Blaze were Michna's lowest total for a full game since a 2010 Week 7 loss to the Iowa Barnstormers.

# Georgia Force vs Chicago Rush

June 16, 2012

Rosemont, IL • Allstate Arena • Attendance: 6202

Georgia Force	0	7	14	6	27
Chicago Rush	14	14	14	20	62

SCORING SUMMARY					GEO - CHI
1st	12:36	CHI	GRAY, Reggie 24 yd pass from MICHNA, Russ (HOUSTON, Joe kick)		
4 plays, 36 yards, TOP 2:24					0 - 7
	03:30	CHI	GRAY, Reggie 9 yd pass from MICHNA, Russ (HOUSTON, Joe kick)		
5 plays, 27 yards, TOP 2:28					0 - 14
2nd	14:15	GEO	SHIPP, Larry 13 yd pass from ARCHER, R.J. (MARTINEZ, Carlo kick)		
5 plays, 45 yards, TOP 3:34					7 - 14
	10:21	CHI	GRAY, Reggie 5 yd pass from MICHNA, Russ (HOUSTON, Joe kick)		
5 plays, 40 yards, TOP 3:22					7 - 21
	00:05	CHI	PERRY, Jared 2 yd pass from MICHNA, Russ (HOUSTON, Joe kick)		
9 plays, 45 yards, TOP 4:00					7 - 28
3rd	14:47	GEO	JOHNSON, C.J. 53 yd kickoff return (MARTINEZ, Carlo kick)		
					14 - 28
	10:34	GEO	HODGE, Shay 14 yd pass from ARCHER, R.J. (MARTINEZ, Carlo kick)		
3 plays, 15 yards, TOP 2:12					21 - 28
	06:25	CHI	PERRY, Jared 9 yd pass from MICHNA, Russ (HOUSTON, Joe kick)		
4 plays, 33 yards, TOP 3:36					21 - 35
	02:00	CHI	PERRY, Jared 18 yd pass from MICHNA, Russ (HOUSTON, Joe kick)		
2 plays, 18 yards, TOP 0:58					21 - 42
4th	11:52	CHI	MORRIS, Kelvin 32 yd interception return (HOUSTON, Joe kick failed)		
					21 - 48
	07:49	CHI	DRONE, Luke 2 yd run (HOUSTON, Joe kick)		
2 plays, 6 yards, TOP 0:59					21 - 55
	03:29	CHI	PAYNE, J.J. 9 yd run (HOUSTON, Joe kick)		
2 plays, 19 yards, TOP 1:09					21 - 62
	00:52	GEO	ALLEN, Jake 4 yd pass from ARCHER, R.J. (MARTINEZ, Carlo kick failed)		
5 plays, 29 yards, TOP 1:56					27 - 62

A defensive awakening by the Chicago Rush (8-5) vaulted them to a 62-27 victory over the Georgia Force (7-7) Saturday night at Allstate Arena in front of 6,202 fans. The win keeps the Rush right in the thick of the National Conference playoff race as they moved to within a half game of the fourth and final playoff spot.

A sack by Georgia's Jerry Turner on the opening possession only delayed the inevitable as Russ Michna (17-26, 217 yards, 6 TD) found Reggie Gray for a 24-yard touchdown two minutes and twenty four seconds into the contest. The defense used the early 7-0 lead to spark pressure in every gap on the Force offensive line. The early defensive stop poured fuel on the fire for the quick strike Rush offense. Missing Reggie Gray (7 catches, 91 yards, 3 TD) by inches for a touchdown on the first play of the second drive, Michna redeemed himself four plays later to find Gray for the 9-yard touchdown pass and catch.

Other than a 13-yard touchdown pass thrown by Georgia's R.J. Archer to Larry Shipp (10 catches, 102 yards, 1 TD), the Force were unable to place additional points on the board in the first half. Archer's six incompletions in the first quarter matched the incompletions he threw for the entire Week 6 match up between the Rush and Force earlier this season.

The 21-7 score received another shot in the arm when Rush newcomer Jorrick Calvin, assigned to the Rush roster two days prior, picked off Archer for his fifth interception on the year, first for the Rush. The interception by Calvin (10 tackles, 2 interceptions on the night) led to the longest drive of the night for the Rush, both in terms of yards (45) and minutes (4:00). The methodical nine play drive, which perfectly clocked the final minute of the second quarter, was capped off with a one step drop by Michna who tossed the ball to Jared Perry allowing him to dart along the side board to give the Rush a 28-7 halftime lead.

A shot of adrenaline gave the Force 14 unanswered points to begin the second half. C.J. Johnson took the opening third quarter kickoff 53 yards for a touchdown. Chicago's only turnover of the night happened on the ensuing possession when Georgia's Matt Marcorelle strip sacked Russ Michna. The Force zeroed in on the opportunity to close the game to within seven on an Archer touchdown pass and catch to Shay Hodge (4 catches, 28 yards, 1 TD). However, Hodge's touchdown catch at the 12:46 mark of the third quarter was Georgia's last score until a four-yard touchdown catch by Jake Allen broke a 25-minute scoring drought.

Rush jack linebacker Kelvin Morris had the highlight of the game in the fourth quarter by tipping his 5th interception of the season into his hands and thundering 32-yards down the right sideline to notch his fourth defensive touchdown of the year.

As always, the game couldn't be complete without Rush backup quarterback Luke Drone finding the end zone for his 11th rushing touchdown of the year. Fullback J.J. Payne backed him up with a nine-yard touchdown run of his own a possession later to place the exclamation point on the 62-point output.



# Chicago Rush vs Kansas City Command

June 23, 2012

Kansas City, MO • Sprint Center • Attendance: 3452

<b>Chicago Rush</b>	14	21	14	10	<b>59</b>
<b>Kansas City Command</b>	7	14	13	7	<b>41</b>

SCORING SUMMARY					CHI -KCY
<b>1st</b>	11:46	CHI	PERRY, Jared 17 yd pass from MICHNA, Russ (HOUSTON, Joe kick)		
			6 plays, 43 yards, TOP 3:14		7 - 0
	10:27	KCY	SMITH, Bret 47 yd pass from ESKRIDGE, Zach (WILHOIT, James kick)		
			1 play, 47 yards, TOP 0:39		7 - 7
	06:50	CHI	GRAY, Reggie 16 yd pass from MICHNA, Russ (HOUSTON, Joe kick)		
			5 plays, 27 yards, TOP 3:00		14 - 7
<b>2nd</b>	14:29	KCY	ESKRIDGE, Zach 1 yd run (WILHOIT, James kick)		
			11 plays, 45 yards, TOP 6:38		14 - 14
	13:44	CHI	GRAY, Reggie 56 yd kickoff return (HOUSTON, Joe kick)		
					21 - 14
	05:58	CHI	PERRY, Jared 7 yd pass from MICHNA, Russ (HOUSTON, Joe kick)		
			5 plays, 45 yards, TOP 2:51		28 - 14
	04:45	KCY	CHAMBERS, Jacki 57 yd kickoff return (WILHOIT, James kick)		
					28 - 21
	00:10	CHI	PAYNE, J.J. 4 yd run (HOUSTON, Joe kick)		
			9 plays, 45 yards, TOP 3:56		35 - 21
<b>3rd</b>	12:42	KCY	SMITH, Bret 14 yd pass from ESKRIDGE, Zach (WILHOIT, James kick)		
			3 plays, 30 yards, TOP 2:18		35 - 28
	10:35	CHI	GRAY, Reggie 34 yd pass from MICHNA, Russ (HOUSTON, Joe kick)		
			3 plays, 45 yards, TOP 1:34		42 - 28
	07:21	KCY	SMITH, Bret 26 yd pass from ESKRIDGE, Zach (WILHOIT, James kick failed)		
			4 plays, 29 yards, TOP 2:36		42 - 34
	01:26	CHI	GRAY, Reggie 5 yd pass from MICHNA, Russ (HOUSTON, Joe kick)		
			7 plays, 46 yards, TOP 5:19		49 - 34
<b>4th</b>	10:14	CHI	GRAY, Reggie 3 yd pass from MICHNA, Russ (HOUSTON, Joe kick)		
			8 plays, 28 yards, TOP 4:36		56 - 34
	07:04	KCY	ESKRIDGE, Zach 2 yd run (WILHOIT, James kick)		
			3 plays, 41 yards, TOP 2:30		56 - 41
	01:17	CHI	HOUSTON, Joe 34 yd field goal		
			10 plays, 28 yards, TOP 5:17		59 - 41

The Chicago Rush (9-5) used their first division game since May 6th to crown their first road victory since March by dismantling the Kansas City Command (3-11) 59-41 in front of 3,452 fans at the Sprint Center Saturday night.

Trading touchdowns for the first sixteen minutes on way to a 14-14 tie, an element of Reggie Gray's 2011 game returned at the 13:44 mark of the second quarter. Taking the kickoff off the rebound net, the Western Illinois product shook a few tacklers and darted up the field 57-yards for a touchdown. It was his fifth career AFL kickoff return for a score and his first of 2012. His first half also included knocking down his third career Rush record this season when he 16-yard acrobatic touchdown catch.

Helping him attain the record tonight was quarterback Russ Michna, who continued his dazzling 2012 season. Breaking a Rush single-game record for completions that stood since 2001, he used those 32 completions to collect 301 yards and 6 touchdowns. Dating back to the Week 6 loss to Georgia when he threw four interceptions, Michna has elevated his game to throw 40 touchdowns and just 1 interception since.

Beginning the game tonight by throwing two of his first three touchdowns to Jared Perry (9 catches, 111 yards), Michna finished by returning to Reggie Gray for the final three in the second half. Gray's five total touchdowns was a performance the Command couldn't place an intermission on. Outside of Jackie Chambers, who imitated Gray on way to his own kickoff return for a score, Kansas City's only weapon that saw success was WR Bret Smith. Being the only Command receiver to total more than 26 receiving yards, his 9 catch, 140 yard and 3 TD effort was responsible for half of the Kansas City scoring drives.

The disappointing effort by the Command offense was due to an inconsistent pocket for quarterback Zack Eskridge (15-29, 190 yards, 3 TD, 2 INT). Constantly side stepping or scurrying out of the pocket to throw, the Rush front four disrupted the passer despite not recording a sack.

The game left the reach of Kansas City near the end of the third quarter when Michna floated a pass in the end zone that held up in the air long enough for Reggie Gray to race underneath it. The 5-yard touchdown catch gave Chicago a 49-34 lead, therefore pressuring Eskridge to take additional chances downfield on the ensuing possession. The 51% completion rate finally caught up to him as he tossed an errant pass 15-yards along the left sideline that was intercepted by a Rush defensive back playing in only his second AFL game, Boubacar Cissoko.

An eight play, 28-yard scoring drive off the Cissoko interception gave the Rush their first three possession lead of the night and muted the remaining crowd inside the Sprint Center.

Eskridge's second rushing touchdown late in the fourth quarter pulled Kansas City back to within 15, but they decided against an onside kick with 6:34 remaining in the game. Michna responded to the missed opportunity by leading the Rush on their longest drive of the evening. The drive finished with Joe Houston making good on a 34-yard field goal to push the lead back to three scores and in turn eliminating all hope for Kansas City.

# San Jose SaberCats vs Chicago Rush

June 30, 2012

Rosemont, IL • Allstate Arena • Attendance:

<b>San Jose SaberCats</b>	21	27	14	13	<b>75</b>
<b>Chicago Rush</b>	7	20	20	14	<b>61</b>

SCORING SUMMARY						SJS -CHI
<b>1st</b>	10:52	SJS	WILLIAMS, Fred 2 yd run (PERTUIT, Nick kick)			
			7 plays, 29 yards, TOP 4:08			7 - 0
	08:27	CHI	PERRY, Jared 30 yd pass from MICHNA, Russ (HOUSTON, Joe kick)			
			3 plays, 45 yards, TOP 1:51			7 - 7
	09:01	SJS	ROE, James 18 yd pass from GRIEB, Mark (PERTUIT, Nick kick)			
			5 plays, 41 yards, TOP 3:56			14 - 7
	03:31	SJS	WILLIAMS, Fred 9 yd pass from GRIEB, Mark (PERTUIT, Nick kick)			
			1 play, 4 yards, TOP 0:41			21 - 7
<b>2nd</b>	14:36	CHI	PERRY, Jared 6 yd pass from MICHNA, Russ (HOUSTON, Joe kick failed)			
			6 plays, 38 yards, TOP 3:21			21 - 13
	12:09	SJS	GOODSON, Samora 21 yd pass from GRIEB, Mark (PERTUIT, Nick kick)			
			3 plays, 49 yards, TOP 1:49			28 - 13
	10:15	SJS	TAGGART, Tommy 1 yd run (PERTUIT, Nick kick)			
			2 plays, 2 yards, TOP 1:00			35 - 13
	07:07	CHI	GRAY, Reggie 25 yd pass from MICHNA, Russ (HOUSTON, Joe kick)			
			3 plays, 45 yards, TOP 2:36			35 - 20
	05:23	SJS	WILLIAMS, Fred 33 yd pass from GRIEB, Mark (PERTUIT, Nick kick)			
			2 plays, 47 yards, TOP 1:06			42 - 20
	00:43	CHI	PERRY, Jared 2 yd run (HOUSTON, Joe kick)			
			8 plays, 37 yards, TOP 4:03			42 - 27
	00:00	SJS	HARVEY, Jasper 1 yd pass from GRIEB, Mark (PERTUIT, Nick kick failed)			
			7 plays, 45 yards, TOP 0:43			48 - 27
<b>3rd</b>	14:30	CHI	GRAY, Reggie 26 yd pass from MICHNA, Russ (HOUSTON, Joe kick)			
			1 play, 26 yards, TOP 0:30			48 - 34
	10:56	SJS	TAGGART, Tommy 2 yd run (PERTUIT, Nick kick)			
			5 plays, 44 yards, TOP 2:53			55 - 34
	07:55	CHI	PERRY, Jared 5 yd run (HOUSTON, Joe kick blocked)			
			4 plays, 45 yards, TOP 2:29			55 - 40
	03:39	CHI	PERRY, Jared 35 yd pass from MICHNA, Russ (HOUSTON, Joe kick)			
			2 plays, 49 yards, TOP 0:47			55 - 47
	01:21	SJS	WILLIAMS, Fred 32 yd pass from GRIEB, Mark (PERTUIT, Nick kick)			
			3 plays, 42 yards, TOP 1:42			62 - 47
<b>4th</b>	13:45	CHI	GRAY, Reggie 12 yd pass from MICHNA, Russ (HOUSTON, Joe rush)			
			4 plays, 35 yards, TOP 2:20			62 - 55
	12:49	SJS	WILLIAMS, Fred 57 yd kickoff return (PERTUIT, Nick kick failed)			
						68 - 55
	06:32	SJS	GRIEB, Mark 4 yd run (PERTUIT, Nick kick)			
			6 plays, 39 yards, TOP 2:50			75 - 55
	02:04	CHI	GRAY, Reggie 15 yd pass from MICHNA, Russ (HOUSTON, Joe kick failed)			
			6 plays, 49 yards, TOP 3:45			75 - 61

The ball never bounced the Chicago Rush's (9-6) way when they needed it to as they fell 75-61 to the San Jose SaberCats (10-6) Saturday night at Allstate Arena. Lacking in time of possession, committing too many penalties and coughing up a fumble all in the first fifteen minutes drove the Rush to an early hole against the SaberCats. The lone first quarter bright spot came when Russ Michna evaded the pressure, stepped up in the pocket and hit a streaking Jared Perry for a 30-yard touchdown to tie the game at seven.

Broken coverage cost the Rush on the next San Jose possession as nine-year veteran James Roe slinked past the Rush secondary to catch an 18-yard touchdown pass. More good fortunes landed in the lap of San Jose when Fred Williams stripped the ball from the hands of Reggie Gray on the ensuing kickoff. The SaberCats only needed one play to extend the lead out to 14 as Williams took the momentum from the fumble recovery by catching a 9-yard pass from Mark Grieb to go up 21-7.

Even as the game drew closer, the SaberCats offense never backed down and employed the services of many throughout the night. Samora Goodson added the other dimension when he froze Rush defensive back Jorrick Calvin with a double move that Grieb took advantage of. Lofting the pass 21 yards in the air, Goodson coasted into the end zone to begin a twenty-sevenpoint second quarter for San Jose. The Rush kept pace with a 25-yard out and up scoring toss to Reggie Gray and then a two yard rush by Jared Perry a possession later. The score put the Rush back within striking distance, but left forty-three seconds on the second quarter clock for another San Jose possession.

The SaberCats squeezed in seven plays in those forty-three seconds to steal one last touchdown before halftime. Having his first read covered, Grieb flushed away from the oncoming Rush defense to toss the ball into a sea of players. Tipped back towards the goal line, center Jasper Harvey threw his hands underneath the ball before it hit the ground to notch seven more points for San Jose as they went into the locker room with a 48-27 lead.

Tides did eventually turn to the favor of the Rush when the clock struck 4:26 in the third quarter. The defense held up at the goal line on four straight plays at the 2-yard line to force a San Jose turnover on downs. With the fans' voices rising up from the defensive stand to help aid the offense, it in turn sped up the wheels of a streaking Jared Perry as he caught 35-yard pass in stride for a touchdown.

The Fred Williams show couldn't be stopped though. Beating Calvin in a foot race, Williams brought in a late third quarter pass for a 32-yard touchdown and then added a fifth touchdown when he knifed through the Rush special teams for a 57-yard kickoff return with 12:49 left in the game. Erasing the chances for a last minute comeback happened when the ball was punched out of Russ Michna's hands with the Rush driving, turning the ball back over to San Jose to clinch the win.



# San Antonio Talons vs Chicago Rush

July 8, 2012

Rosemont, IL • Allstate Arena • Attendance: 7679

<b>San Antonio Talons</b>	7	20	14	20	<b>61</b>
<b>Chicago Rush</b>	13	14	20	7	<b>54</b>

SCORING SUMMARY						SAT-CHI
<b>1st</b>	14:47	CHI	GRAY, Reggie 56 yd kickoff return (HOUSTON, Joe kick)			0 - 7
	11:53	SAT	WILSON, Jomo 25 yd pass from GARCIA, Aaron (DEMOS, Marc kick)			7 - 7
			4 plays, 45 yards, TOP 2:17			
	02:57	CHI	DRONE, Luke 2 yd run (HOUSTON, Joe kick failed)			
			7 plays, 45 yards, TOP 4:17			7 - 13
<b>2nd</b>	12:04	SAT	WILSON, Jomo 7 yd pass from GARCIA, Aaron (DEMOS, Marc kick)			
			9 plays, 28 yards, TOP 5:18			14 - 13
	08:15	CHI	PERRY, Jared 39 yd pass from MICHNA, Russ (HOUSTON, Joe kick)			
			5 plays, 45 yards, TOP 3:19			14 - 20
	02:19	SAT	WILSON, Jomo 24 yd pass from GARCIA, Aaron (DEMOS, Marc kick failed)			
			6 plays, 47 yards, TOP 5:19			20 - 20
	01:28	CHI	PERRY, Jared 28 yd pass from MICHNA, Russ (HOUSTON, Joe kick)			
			1 play, 28 yards, TOP 0:35			20 - 27
	00:57	SAT	LEE, Derek 10 yd kickoff return (DEMOS, Marc kick)			27 - 27
<b>3rd</b>	09:45	SAT	LEE, Derek 8 yd pass from GARCIA, Aaron (DEMOS, Marc kick)			
			8 plays, 47 yards, TOP 5:15			34 - 27
	06:42	CHI	PERRY, Jared 31 yd pass from MICHNA, Russ (HOUSTON, Joe kick)			
			4 plays, 42 yards, TOP 3:05			34 - 34
	05:37	CHI	GRAY, Reggie 34 yd pass from MICHNA, Russ (HOUSTON, Joe kick)			
			1 play, 34 yards, TOP 0:27			34 - 41
	04:01	SAT	WILLIS, Jason 32 yd pass from GARCIA, Aaron (DEMOS, Marc kick)			
			2 plays, 45 yards, TOP 1:07			41 - 41
	02:06	CHI	HAMILTON, Marqu 29 yd pass from MICHNA, Russ (HOUSTON, Joe kick failed)			
			2 plays, 37 yards, TOP 1:18			41 - 47
<b>4th</b>	13:06	SAT	WILSON, Jomo 15 yd pass from GARCIA, Aaron (DEMOS, Marc kick failed)			
			5 plays, 45 yards, TOP 3:22			47 - 47
	11:18	CHI	PAYNE, J.J. 25 yd pass from MICHNA, Russ (HOUSTON, Joe kick)			
			2 plays, 45 yards, TOP 1:14			47 - 54
	08:45	SAT	WILLIS, Jason 5 yd pass from GARCIA, Aaron (DEMOS, Marc kick)			
			3 plays, 14 yards, TOP 1:56			54 - 54
	01:15	SAT	COOK, Chad 3 yd run (DEMOS, Marc kick)			
			2 plays, 15 yards, TOP 2:02			61 - 54

A pregame scuffle between the two central division rivals ignited all sorts of adrenaline for the Chicago Rush (9-7) but they fell in the final minutes to the San Antonio Talons (13-3) 61-54 Sunday afternoon in front of 7,679 fans at Allstate Arena. The game began on the Rush's side when Reggie Gray fired the opening salvo five seconds in with a 56-yard kickoff return for a touchdown. Talons quarterback Aaron Garcia would not be fazed however as he threw the ball with precision all night with 320 passing yards and 7 touchdowns.

The second quarter introduced the second touchdown catch by Jomo Wilson. Despite using six plays inside the Rush nine-yard line Jomo Wilson edged his defender on third and goal with a crossing route to secure a 14-13 advantage. However, the mini rally of pressure couldn't carry over to fourth and sixteen as Rush receiver Jared Perry snuck along the left side of the field to bring in the pass and walk in for a 36-yard touchdown.

Following the touchdown, a six-play drive lasted over five minutes for San Antonio ending with a fourth and eight at the Rush 24-yard line. Taking time to survey his options, Garcia found Jomo Wilson for their third touchdown of the first half. Not wasting anytime to retaliate, Michna twirled his second touchdown pass of the game by hitting Jared Perry again, this time for a 28-yard score. An unsuccessful onside kick attempt from the foot of Joe Houston tallied seven easy points when Derek Lee waltzed into the end zone for the Talons to deadlock the game at 27.

Former Rush wide receiver Derek Lee notched the first score of the third quarter for San Antonio when he capped off an eight play, 47-yard drive with his first touchdown catch of the game. Not being discouraged, the Rush quickly recaptured flashbulbs when Jared Perry escaped a jersey tackle to scoot 39-yards for a touchdown grab. Teammate Marquis Hamilton showed off his talents on the ensuing kickoff by punching the ball out of the hands of Brent Holmes and into the waiting grasp of the Rush's Semaj Moody. Using only one play, Reggie Gray caught a quick out, twisted the ankles of Fred Shaw, and strutted in for his second touchdown on the afternoon.

The aerial assault kept rolling as Marquis Hamilton took his special team talents to the offensive side by sprinting 29-yards to haul in Michna's fifth touchdown pass of the night. Jomo Wilson caught his fourth touchdown of the night to tie things at 47 early in the fourth quarter. The tie didn't last more than 74 seconds as J.J. Payne snuck out of the backfield to catch a screen pass and bully his way 25-yards to the end zone. The touchdown at 11:18 of the fourth quarter marked the last score for the Rush on the afternoon.

Just like last week, a player haunted the Rush on a kickoff as Jomo Wilson moved his receiving talents to kickoffs and escaped tackles to bring the kick all the way to the Rush 14-yard line. His lengthy return afforded the Talons to score within three plays and tie the game back at 54 with 8:54 left to play. From there on out the Talons defense stiffened up sacking Michna twice and hurrying him on two other throws to force a turnover on downs.

The defensive stop could not have come at a better time as San Antonio fullback Chad Cook took a screen catch down to the Chicago 3-yard line to set up his own rushing touchdown. His first touchdown of the night not only clinched the victory, but officially eliminated the Rush from the playoff picture.

# Chicago Rush vs Milwaukee Mustangs

July 14, 2012

Milwaukee, WI • BMO Harris Bradley Center • Attendance: 6284

<b>Chicago Rush</b>	7	14	14	22	<b>57</b>
<b>Milwaukee Mustangs</b>	13	21	7	13	<b>54</b>

SCORING SUMMARY					CHI -MKE
<b>1st</b>	12:16	MKE	GUIDUGLI, Gino 1 yd run (MARTINEZ, Jose kick failed)		
			4 plays, 37 yards, TOP 2:44		
	09:54	CHI	GRAY, Reggie 12 yd pass from DRONE, Luke (HOUSTON, Joe kick)		
			3 plays, 37 yards, TOP 2:22		
	00:41	MKE	JENKINS, Jared 8 yd pass from GUIDUGLI, Gino (MARTINEZ, Jose kick)		
			4 plays, 44 yards, TOP 2:18		
<b>2nd</b>	14:32	CHI	GRAY, Reggie 45 yd pass from DRONE, Luke (HOUSTON, Joe kick)		
			1 play, 45 yards, TOP 0:28		
	11:16	MKE	EVERETT, Marcus 11 yd pass from GUIDUGLI, Gino (MARTINEZ, Jose kick)		
			4 plays, 47 yards, TOP 3:16		
	06:15	MKE	WILSON, Johnath 24 yd pass from GUIDUGLI, Gino (MARTINEZ, Jose kick)		
			3 plays, 43 yards, TOP 1:42		
	02:36	CHI	GRAY, Reggie 11 yd pass from DRONE, Luke (HOUSTON, Joe kick)		
			4 plays, 46 yards, TOP 3:39		
	00:43	MKE	WASHINGTON, Tau 31 yd pass from GUIDUGLI, Gino (MARTINEZ, Jose kick)		
			3 plays, 44 yards, TOP 1:53		
<b>3rd</b>	14:47	CHI	GRAY, Reggie 54 yd kickoff return (HOUSTON, Joe kick)		
			28 - 34		
	07:21	CHI	GRAY, Reggie 12 yd pass from DRONE, Luke (HOUSTON, Joe kick)		
			8 plays, 45 yards, TOP 5:41		
	02:25	MKE	GUIDUGLI, Gino 2 yd run (MARTINEZ, Jose kick)		
			6 plays, 47 yards, TOP 4:56		
<b>4th</b>	14:57	CHI	HAMILTON, Marqu 9 yd pass from DRONE, Luke (HOUSTON, Joe kick)		
			3 plays, 24 yards, TOP 2:28		
	07:35	CHI	PERRY, Jared 36 yd pass from DRONE, Luke (DRONE, Luke rush)		
			5 plays, 45 yards, TOP 3:13		
	05:14	MKE	WILSON, Johnath 8 yd pass from GUIDUGLI, Gino (MARTINEZ, Jose kick)		
			4 plays, 22 yards, TOP 2:21		
	02:53	CHI	HAMILTON, Marqu 9 yd pass from DRONE, Luke (HOUSTON, Joe kick)		
			2 plays, 13 yards, TOP 2:21		
	00:00	MKE	JENKINS, Jared 12 yd pass from GUIDUGLI, Gino		
			8 plays, 47 yards, TOP 2:53		

Using his second start of 2012, Luke Drone settled in quick to direct the Rush to their tenth victory of the year. On the strength of his seven-touchdown effort the Chicago Rush (10-7) defeated the Milwaukee Mustangs (5-12) 57-54 Saturday night.

Reggie Gray put a game worth of stats into the first half by catching 8 passes for 148 yards and three touchdowns. Leaping into the end zone for a score on the Rush's first possession Gray followed things up by gliding down the field to catch a 45-yard touchdown in stride to put Chicago up 14-13. However, it was a touchdown he didn't hold onto that swung the momentum Milwaukee's way in the first half. Mustang linebacker/wide receiver Marcus Everett tipped the ball out of Gray's hands in the end zone to secure his second red zone interception of the half. Mustang quarterback Gino Guidugli then tossed a pass Jonathan Wilson's way as he streaked past Jorrick Calvin for a 24-yard touchdown, giving Milwaukee their largest lead of the game with six minutes left in the second quarter.

Poor tackling doomed the Rush defense again on Milwaukee's next possession as a short completion to Taurian Washington ended up going for six when Jorrick Calvin's arm tackle went for not. A late minute Rush push for a score clanked off the left upright as Joe Houston missed on a 30-yard attempt as time expired on the second quarter.

The Rush sprung out of the locker room early from the break and it appeared to charge them on the opening kickoff as Reggie Gray weaved his way 54-yards for his third return touchdown of the year. Milwaukee responded with a six play, 47-yard drive on the shoulders of receiver Jonathan Wilson whose 39 receiving yards set up Guidugli's second rushing touchdown of the game. The Rush offense couldn't be stopped when Marquis Hamilton used the shadow of Reggie Gray to sneak his way for a 9-yard touchdown catch three seconds into the fourth quarter.

The tipping point came with 10:48 to go in the fourth quarter as Milwaukee faced a fourth and goal at the Rush four-yard line. Guidugli tossed up a fade pass to the right side of the end zone, but Semaj Moody out muscled Jared Jenkins to deflect the ball to the ground. With the Rush taking over it was time for the quirkiest play of the game. Luke Drone tossed a pass that deflected off Mustang defensive back Lance Caldwell and rolled on top of the side board where Rush defensive lineman Jeffrey Fitzgerald, positioned on the bench, grabbed the ball away to prevent the interception. It caused a 15-yard penalty for interference, but allowed the Rush to retain possession. A few plays later Jared Perry used a wheel route to skirt down the sidelines for a 36-yard touchdown catch on fourth and eleven.

Jonathan Wilson continued his impressive effort by catching his second touchdown of the night to put the stamp on his 10 catch, 142-yard and two touchdown effort. But the celebration was a quick after thought when Chicago responded with another score in two plays after securing Milwaukee's onside kick attempt. Marquis Hamilton's second touchdown catch of the game put Chicago back up 57-48 and marked his first multi-touchdown game since the home opener.

# Chicago Rush vs Cleveland Gladiators

July 21, 2012

Cleveland, OH • Quicken Loans Arena • Attendance: 7386

<b>Chicago Rush</b>	0	20	14	20	<b>54</b>
<b>Cleveland Gladiators</b>	7	12	8	33	<b>60</b>

SCORING SUMMARY						CHI -CLE	
<b>1st</b>	10:14	CLE	REDD, Robert 11 yd pass from DUTTON, John (OJEDA, Carlos kick)			6 plays, 24 yards, TOP 4:46	
<b>2nd</b>	14:55	CHI	DRONE, Luke 2 yd run (HOUSTON, Joe kick)			7 - 7	
	10:57	CHI	GRAY, Reggie 21 yd pass from DRONE, Luke (HOUSTON, Joe pass intcpt)			1 play, 21 yards, TOP 0:38	
	08:12	CLE	FRANKLIN, Carle 22 yd pass from DUTTON, John (OJEDA, Carlos kick failed)			3 plays, 41 yards, TOP 1:52	
	05:00	CHI	MONK, Russell 9 yd run (HOUSTON, Joe kick)			4 plays, 32 yards, TOP 2:14	
	03:07	CLE	RICHARDSON, Jer 2 yd run (BASSUENER, Matt rush failed)			2 plays, 37 yards, TOP 1:03	
<b>3rd</b>	11:19	CHI	DRONE, Luke 1 yd run (HOUSTON, Joe kick)			6 plays, 40 yards, TOP 3:31	
	08:31	CLE	FRANKLIN, Carle 14 yd pass from BASSUENER, Matt (GOODMAN, Domini pass from BASSUENER, Matt)			4 plays, 45 yards, TOP 1:52	
	06:17	CHI	PAYNE, J.J. 6 yd run (HOUSTON, Joe kick)			2 plays, 16 yards, TOP 1:34	
<b>4th</b>	12:34	CLE	RICHARDSON, Jer 3 yd run (OJEDA, Carlos kick failed)			13 plays, 41 yards, TOP 7:52	
	08:53	CHI	HAMILTON, Marqu 24 yd pass from DRONE, Luke (HOUSTON, Joe kick failed)			4 plays, 45 yards, TOP 2:56	
	07:55	CLE	REDD, Robert 55 yd kickoff return (OJEDA, Carlos kick)			40 - 40	
	04:16	CHI	MORRIS, Kelvin 25 yd pass from DRONE, Luke (HOUSTON, Joe kick)			4 plays, 43 yards, TOP 2:30	
	00:47	CLE	GOODMAN, Domini 10 yd pass from BASSUENER, Matt (OJEDA, Carlos kick failed)			7 plays, 47 yards, TOP 2:35	
	00:26	CLE	BROWN, Levy 52 yd interception return (REDD, Robert pass from BASSUENER, Matt)			47 - 54	
	00:09	CHI	GRAY, Reggie 38 yd pass from DRONE, Luke (HOUSTON, Joe kick)			2 plays, 33 yards, TOP 0:10	
	00:00	CLE	GOODMAN, Domini 30 yd pass from BASSUENER, Matt			2 plays, 37 yards, TOP 0:05	

For their final game of the 2012 season the Chicago Rush (10-8) surely didn't mail it in, but felt a sting in the final seconds as they lost to the Cleveland Gladiators (8-10) 60-54 at Quicken Loans Arena Saturday night.

A flurry of touchdowns in the final minute set up Cleveland's final possession with nine seconds left in the game. With the score tied at 54, the Gladiators possessed on a 40-yard field goal attempt to toss up a hail mary. Matt Bassuener's pass sailed high, but bounced off the end zone rebound net and into the outstretched hand of Dominick Goodman for the winning touchdown.

Luke Drone appeared to have the Rush primed to close out the game for their 11th win when they took over at the Cleveland 4-yard line with a minute left. Up 47-46, the Rush decided to try and burn time off the last minute of the game when Russell Monk purposely fell at the 1-yard line on second down. The haunting reality of the choice stung them two plays later when Luke Drone threw a fourth down pass into the chest of Levy Brown who returned it 52-yards for a go-ahead touchdown. Redeeming himself on the following drive, Drone launched a towering 38-yard pass into the hands of Reggie Gray for a touchdown with nine seconds to go. It tied the game at 54, but left enough time for Cleveland to materialize the last second win.

Cleveland's defense began the game by shutting out the Rush in the first quarter on the back of Drone's first mistake. Driving inside the Gladiator ten-yard line he was hurried and rushed a throw that was intercepted by Lenny Wicks. Storming back after the misfortune the Rush used Jorrick Calvin's tenth interception of the year to climb aboard the scoreboard for the first time. Semaj Moody's ability to get the most out of his 70" frame to grab an interception a series later propelled Chicago to a 13-7 lead when Reggie Gray brought in a 21-yard touchdown pass a play later.

The advantage by the Rush through two quarters brought a third quarter change in quarterback for Cleveland as Matt Bassuener replaced John Dutton. Gladiator head coach Steve Thonn was proved to be shrewd with the move because Bassuener led Cleveland to a touchdown drive on his first offensive series and never turned the ball over in the remaining thirty minutes. From the outset of the second half through the end of the game he threw for 169 yards and 3touchdowns.

Injuries began to pile up after half as Chicago lost starting wide receivers Terrance Turner and Jared Perry for the remainder of the contest. Rotating a number of spots on offense and special teams pressured Jack linebacker Kelvin Morris into emergency receiving duty and threw Reggie Gray into most of the high motion routes. Despite the spilted performances, including Kelvin Morris who took a fourth down pitch from Drone 25-yards for a score to give Chicago a lead late in fourth, they weren't enough to land a win.

# 2012 STATISTICS

Date	Opponent	Score	Attend	RUSHING	GP	Att	Gain	Loss	Net	Avg	TD	Long	Avg/G
Mar 10	TAMPA BAY STORM	W, 70-48	9124	PAYNE, J.J.	18	57	182	2	180	3.2	6	14	10.0
Mar 22	ORLANDO PREDATORS	W, 51-49	6148	MICHNA, Russ	16	21	60	3	57	2.7	1	16	3.6
Mar 31	at Iowa Barnstormers	W, 62-61	8472	GRAY, Reggie	18	6	44	0	44	7.3	1	20	2.4
Apr 07	KANSAS CITY COMMAND	W, 69-40	5854	PERRY, Jared	18	9	32	0	32	3.6	2	9	1.8
Apr 14	at Georgia Force	L, 49-70	3442	DRONE, Luke	15	28	34	6	28	1.0	14	6	1.9
Apr 21	MILWAUKEE MUSTANGS	W, 62-61	7955	MONK, Russell	6	9	23	3	20	2.2	1	9	3.3
Apr 28	at San Antonio Talons	L, 55-56	4753	MORRIS, Kelvin	18	10	14	5	9	0.9	6	3	0.5
May 06	IOWA BARNSTORMERS	W, 61-50	6010	HAMILTON, Marqu	18	1	5	0	5	5.0	1	5	0.3
May 12	at Arizona Rattlers	L, 43-77	7280	WATKINS, T.J.	9	1	2	0	2	2.0	0	2	0.2
May 26	at San Jose SaberCats	L, 77-84	9036	Total.....	18	142	396	19	377	2.7	32	20	20.9
Jun 03	SPOKANE SHOCK	W, 73-62	6418	Opponents.....	18	114	301	26	275	2.4	35	11	15.3
Jun 09	at Utah Blaze	L, 28-68	7077										
Jun 16	GEORGIA FORCE	W, 62-27	6202	RECEIVING	GP	No.	Yds		Avg	TD	Long	Avg/G	
Jun 23	at Kansas City Command	W, 59-41	3452	GRAY, Reggie	18	140	1937		13.8	48	45	107.6	
Jun 30	SAN JOSE SABERCATS	L, 61-75	6581	PERRY, Jared	18	133	1811		13.6	31	47	100.6	
Jul 08	SAN ANTONIO TALONS	L, 54-61	7679	TURNER, Terrance	16	83	867		10.4	13	42	54.2	
Jul 14	at Milwaukee Mustangs	W, 57-54	6284	HAMILTON, Marqu	18	55	714		13.0	10	42	39.7	
Jul 21	at Cleveland Gladiators	L, 54-60	7386	PAYNE, J.J.	18	16	187		11.7	2	33	10.4	
				WATKINS, T.J.	9	5	48		9.6	2	18	5.3	
				MORRIS, Kelvin	18	3	36		12.0	1	25	2.0	
				MONK, Russell	6	2	19		9.5	0	12	3.2	
				Total.....	18	437	5619		12.9	107	47	312.2	
				Opponents.....	18	453	5426		12.0	104	47	301.4	
SCORE BY QUARTERS				1st	2nd	3rd	4th	OT	Total				
-----				---	---	---	---	---	---				
Chicago Rush.....		190	332	280	238	7	-	1047					
Opponents.....		214	322	215	280	13	-	1044					
TEAM STATISTICS				CHI				OPP					
-----				-----				-----					
SCORING.....				1047				1044					
Points Per Game.....				58.2				58.0					
FIRST DOWNS.....				388				380					
Rushing.....				48				52					
Passing.....				295				288					
Penalty.....				45				40					
RUSHING YARDAGE.....				377				275					
Yards gained rushing....				396				301					
Yards lost rushing.....				19				26					
Rushing Attempts.....				142				114					
Average Per Rush.....				2.7				2.4					
Average Per Game.....				20.9				15.3					
TDs Rushing.....				32				35					
PASSING YARDAGE.....				5478				5342					
Att-Comp-Int.....				635-437-16				671-453-21					
Average Per Pass.....				8.6				8.0					
Average Per Catch.....				12.5				11.8					
Average Per Game.....				304.3				296.8					
TDs Passing.....				107				104					
TOTAL OFFENSE.....				5855				5617					
Total Plays.....				808				804					
Average Per Play.....				7.2				7.0					
Average Per Game.....				325.3				312.1					
KICK RETURNS: #-Yards....				105-1839				117-2216					
FG RETURNS: #-Yards.....				2-25				1-40					
INT RETURNS: #-Yards.....				21-170				16-188					
KICK RETURN AVERAGE.....				17.5				18.9					
FG RETURN AVERAGE.....				-12.5				40.0					
INT RETURN AVERAGE.....				8.1				11.8					
FUMBLES-LOST.....				18-12				19-9					
PENALTIES-Yards.....				127-821				155-963					
Average Per Game.....				45.6				53.5					
TIME OF POSSESSION/Game...				30:15				29:57					
3RD-DOWN Conversions.....				58/104				64/112					
3rd-Down Pct.....				56%				57%					
4TH-DOWN Conversions.....				13/32				18/34					
4th-Down Pct.....				41%				53%					
SACKS BY-Yards.....				19-84				31-141					
MISC YARDS.....				51				7					
TOUCHDOWNS SCORED.....				149				152					
FIELD GOALS-ATTEMPTS.....				5-11				0-6					
ON-SIDE KICKS.....				1-8				2-12					
RED-ZONE SCORES.....				86-105 82%				80-95 84%					
RED-ZONE TOUCHDOWNS.....				84-105 80%				80-95 84%					
4-point drop-kick FGs...				0-0				0-0					
PAT-ATTEMPTS.....				124-140 89%				120-141 85%					
2-point drop-kick PATs...				0-0				0-0					
ATTENDANCE.....				61971				57182					
Games/Avg Per Game.....				9/6886				9/6354					
PASSING				GP	Rating	Cmp	Att	Int	Pct	Yds	TD	Lng	Avg/G
-----				-----	-----	-----	-----	-----	-----	-----	-----	-----	-----
MICHNA, Russ				16	128.56	351	503	10	69.8	4470	89	47	279.4
DRONE, Luke				15	107.80	86	132	6	65.2	1149	18	45	76.6
TEAM				17	39.58	0	0	0	0.0	-141	0	0	-8.3
Total.....				18	124.46	437	635	16	68.8	5478	107	47	304.3
Opponents.....				18	117.22	453	671	21	67.5	5342	104	47	296.8

# 2012 STATISTICS

FG RETURNS	No.	Yds	Avg	TD	Long	FG SEQUENCE	Chicago Rush	OPPONENTS
GRAY, Reggie	1	-25	-25.0	0	0	Tampa Bay Storm	-	40
CISSOKO, Boubac	1	0	0.0	0	0	Orlando Predators	(16)	-
Total.....	2	-25	-12.5	0	0	Iowa Barnstormers	-	50
Opponents.....	1	40	40.0	0	40	Kansas City Command	-	50,41
						Georgia Force	-	-
TOTAL OFFENSE	G	Plays	Rush	Pass	Total	Avg/G	Milwaukee Mustangs	48
							San Antonio Talons	38
MICHNA, Russ	16	524	57	4470	4527	282.9	Iowa Barnstormers	(20)
DRONE, Luke	15	160	28	1149	1177	78.5	Arizona Rattlers	(28)
PAYNE, J.J.	18	57	180	0	180	10.0	San Jose SaberCats	46,54
GRAY, Reggie	18	6	44	0	44	2.4	Spokane Shock	(31),20
PERRY, Jared	18	9	32	0	32	1.8	Utah Blaze	-
MONK, Russell	6	9	20	0	20	3.3	Georgia Force	-
MORRIS, Kelvin	18	10	9	0	9	0.5	Kansas City Command	(34)
HAMILTON, Marqu	18	1	5	0	5	0.3	San Jose SaberCats	-
WATKINS, T.J.	9	1	2	0	2	0.2	San Antonio Talons	-
TEAM	17	0	0	-141	-141	-8.3	Milwaukee Mustangs	30
Total.....	18	777	377	5478	5855	325.3	Cleveland Gladiators	-
Opponents.....	18	785	275	5342	5617	312.1		57

SCORING	TD	FGs	PATs					2PT	Saf	Points
			Kick	Rush	Rcv	Pass				
GRAY, Reggie	52	0-0	0-0	0-0	0	0-0	0	0	312	
PERRY, Jared	33	0-0	0-0	0-0	0	0-0	0	1	200	
DRONE, Luke	14	0-0	0-0	2-2	0	1-2	0	0	88	
TURNER, Terranc	13	0-0	0-0	0-0	0	0-0	0	0	78	
HOUSTON, Joe	0	2-6	65-72	1-1	0	0-1	0	0	73	
HAMILTON, Marqu	12	0-0	0-0	0-0	0	0-0	0	0	72	
MORRIS, Kelvin	11	0-0	0-0	0-0	0	0-0	0	0	66	
SALERNO, Mike	0	3-4	51-59	0-0	1	0-1	0	0	62	
PAYNE, J.J.	8	0-0	0-0	0-0	0	0-0	0	0	48	
WATKINS, T.J.	2	0-0	0-0	0-0	0	0-0	0	0	12	
SETTA, Nicholas	0	0-1	8-9	0-0	0	0-0	0	0	8	
RODGERS, Kelvin	1	0-0	0-0	0-0	0	0-0	0	0	6	
MOODY, Semaj	1	0-0	0-0	0-0	0	0-0	0	0	6	
MICHNA, Russ	1	0-0	0-0	0-0	0	0-0	0	0	6	
MONK, Russell	1	0-0	0-0	0-0	0	0-0	0	0	6	
BROWN, Xavier	0	0-0	0-0	0-0	0	0-0	0	1	2	
WALKER, Derek	0	0-0	0-0	1-0	0	0-0	0	0	2	
ROPER, Justin	0	0-0	0-0	0-2	0	0-0	0	0	0	
Total.....	149	5-11	124-140	4-5	1	1-4	0	2	1047	
Opponents.....	152	0-6	120-141	0-3	5	5-6	0	1	1044	

ALL PURPOSE	G	Rush	Rec	FG	KOR	IR	Tot	Avg/G
GRAY, Reggie	18	44	1937	-25	1292	0	3248	180.4
PERRY, Jared	18	32	1811	0	239	0	2082	115.7
TURNER, Terranc	16	0	867	0	0	0	867	54.2
HAMILTON, Marqu	18	5	714	0	0	0	719	39.9
PAYNE, J.J.	18	180	187	0	3	0	370	20.6
RODGERS, Kelvin	3	0	0	0	234	0	234	78.0
MORRIS, Kelvin	18	9	36	0	0	96	141	7.8
MICHNA, Russ	16	57	0	0	0	0	57	3.6
WATKINS, T.J.	9	2	48	0	0	0	50	5.6
LAINHART, Brian	4	0	0	0	23	18	41	10.2
HALL, Vic	9	0	0	0	41	0	41	4.6
MONK, Russell	6	20	19	0	0	0	39	6.5
DRONE, Luke	15	28	0	0	0	0	28	1.9
MOODY, Semaj	18	0	0	0	0	26	26	1.4
CISSOKO, Boubac	6	0	0	0	0	17	17	2.8
CALVIN, Jorrick	6	0	0	0	7	5	12	2.0
WALKER, Derek	4	0	0	0	0	6	6	1.5
FREEMAN, Brando	8	0	0	0	0	2	2	0.2
Total.....	18	377	5619	-25	1839	170	7980	443.3
Opponents.....	18	275	5426	40	2216	188	8145	452.5

FIELD GOALS	FGM-FGA	Pct	01-19	20-29	30-39	40-49	50-99	Lg	Blk
SALERNO, Mike	3-4	75.0	1-1	2-2	0-1	0-0	0-0	28	0
SETTA, Nicholas	0-1	0.0	0-0	0-0	0-0	0-1	0-0	0	0
HOUSTON, Joe	2-6	33.3	0-0	0-1	2-3	0-1	0-1	34	0

# 2012 STATISTICS

DEFENSIVE LEADERS	-----Tackles-----				Sacks-		---Pass Def---			Fumbles-		Blkd	
	GP	Solo	Ast	Total	TFL/Yds	No-Yds	Int-Yds	BrUp	QBH	Rev-Yds	FF	Kick	Saf
22 MOODY, SemaJ	18	80	13	86.5	.	.	3-26	10	.	2-0	.	.	.
4 HALL, Vic	9	62	3	63.5	.	.	1-0	7	.	1-0	2	.	.
14 CALVIN, Jorrick	6	49	9	53.5	1.0-8	.	6-5	10	.	.	.	.	.
9 FREEMAN, Brando	8	38	5	40.5	4.0-8	.	1-2	3	.	1-0	1	.	.
37 MORRIS, Kelvin	18	31	17	39.5	3.5-7	1.0-1	5-96	2	.	4-27	1	.	.
21 HEMPHILL, Kelvy	4	21	4	23.0	.	.	.	.	.	.	.	.	.
95 FITZGERALD, Jef	16	16	11	21.5	2.0-7	2.0-7	.	3	7	.	.	.	.
3 LAINHART, Brian	4	15	8	19.0	.	.	2-18	.	.	.	.	.	.
18 CISSOKO, Boubac	6	17	4	19.0	.	.	2-17	1	.	.	.	.	.
16 HAMILTON, Marqu	18	15	3	16.5	.	.	.	.	.	0-1	1	.	.
43 PAYNE, J.J.	18	15	2	16.0	.	.	.	.	.	.	.	.	.
91 WALTERS, Pierre	4	9	5	11.5	4.0-11	2.0-8	.	.	.	.	.	.	.
6 PERRY, Jared	18	10	3	11.5	.	.	.	.	.	.	.	.	1
56 BROWN, Nekos	11	4	11	9.5	1.5-6	1.0-1	.	.	7	.	.	.	.
96 BROWN, Xavier	8	8	3	9.5	6.0-32	6.0-32	.	1	4	.	1	.	1
94 BALDWIN, Ervin	6	7	4	9.0	2.5-10	1.0-7	.	.	.	.	1	.	.
21 RODGERS, Kelvin	3	7	3	8.5	.	.	.	.	.	.	1	.	.
18 BRINKLEY, Brand	1	8	.	8.0	.	.	.	2	.	.	.	.	.
1 GRAY, Reggie	18	8	.	8.0	.	.	.	1	.	.	1	.	.
5 STEWART, Broder	6	6	2	7.0	1.0-4	.	.	.	.	.	.	.	.
25 HOUSTON, Joe	9	6	1	6.5	.	.	.	.	.	.	.	.	.
45 HARRIS, Courtne	3	5	2	6.0	3.0-14	2.0-12	.	1	.	.	1	.	.
92 CAMPBELL, Darre	9	3	5	5.5	0.5-5	.	.	1	2	.	1	.	.
90 WALKER, Derek	4	4	2	5.0	3.0-11	2.0-9	1-6	.	4	.	.	1	.
93 MCKINLEY, Cedri	8	2	5	4.5	2.0-7	2.0-7	.	2	2	.	.	1	.
20 SALERNO, Mike	8	4	1	4.5	.	.	.	.	.	.	.	.	.
10 MONK, Russell	6	2	4	4.0	.	.	.	.	.	.	.	.	.
2 TURNER, Terranc	16	3	1	3.5	.	.	.	.	.	.	.	.	.
5 WILLIAMS, Jack	2	3	1	3.5	.	.	.	.	.	.	.	.	.
7 WITTEN, Lindsey	1	3	1	3.5	.	.	.	.	.	.	.	.	.
8 MAJORS, Leslie	1	3	.	3.0	.	.	.	.	.	.	.	.	.
3 FELDER, Chris	1	2	1	2.5	.	.	.	.	.	.	.	.	.
7 DRONE, Luke	15	2	1	2.5	.	.	.	.	.	.	.	.	.
9 NORTON, Jerell	1	2	.	2.0	.	.	.	1	.	.	.	.	.
40 DANIELS, Wayne	2	2	.	2.0	.	.	.	.	.	1-0	.	.	.
17 MCGHEE, Jerm.	2	2	.	2.0	.	.	.	.	.	.	.	.	.
51 EISENHARDT, Billy	17	1	1	1.5	.	.	.	.	.	.	.	.	.
12 MICHNA, Russ	16	1	.	1.0	.	.	.	.	.	.	.	.	.
73 WATKINS, T.J.	9	1	.	1.0	.	.	.	.	.	.	.	.	.
91 BINNS, Broderic	1	1	.	1.0	.	.	.	1	.	.	.	.	.
94 STANLEY, Montav	2	1	.	1.0	1.0-1	.	.	.	.	.	.	.	.
5 SULLIVAN, Reggi	1	.	1	0.5	.	.	.	.	.	.	.	.	.
92 LONG, Gabe	1	.	1	0.5	.	.	.	.	.	.	.	.	.
Total.....	18	479	138	548.0	35-131	19-84	21-170	46	26	9-28	11	2	2
Opponents.....	18	496	179	585.5	43-172	31-141	16-188	56	9	11-50	9	2	1



# 2001 Regular Season STATS

Score By Quarter	1st	2nd	3rd	4th	OT	Total
Rush	136	190	144	214	0	684
Opponents	155	200	156	188	0	699

Team Statistics	CHI	OPP
-----------------	-----	-----

<b>SCORING</b>	684	699
Points Per Game	48.9	49.9
<b>FIRST DOWNS</b>	211	218
Rushing	10	22
Passing	161	163
Penalty	40	33
<b>RUSHING YARDAGE</b>	174	320
Rushing Attempts	73	118
TDs Rushing	15	24
<b>PASSING YARDAGE</b>	3355	3558
Att-Comp-Int	460-280-20	506-294-18
TDs Passing	72	66
<b>TOTAL OFFENSE</b>	3529	3878
Average Per Game	252.1	277.0
<b>KICK RETURNS: #-YARDS</b>	88-1552	87-1605
<b>FG RETURNS: #-YARDS</b>	14-244	16-273
<b>INT RETURNS: #-YARDS</b>	18-189	20-140
<b>KICK RETURN AVERAGE</b>	17.6	18.4
<b>FG RETURN AVERAGE</b>	17.4	17.1
<b>INT RETURN AVERAGE</b>	10.5	7.0
<b>FUMBLES-LOST</b>	17-13	25-9
<b>PENALTIES-YARDS</b>	113-698	128-738
Average Per Game	49.9	52.7
<b>TIME OF POSSESSION/GAME</b>	28:25	31:34
<b>3RD-DOWN CONVERSIONS</b>	32/75	40/97
<b>4TH-DOWN CONVERSIONS</b>	2/7	11/21
<b>SACKS BY-YARDS</b>	16-78	19-102
<b>TOUCHDOWNS SCORED</b>	96	95
<b>FIELD GOALS-ATTEMPTS</b>	9-33	13-37
<b>PAT-ATTEMPTS</b>	73-85	78-91

Rushing	G	Att	Yds	Avg	TD	Lg	Avg/G
McGourty, Jamie	14	25	67	2.7	7	9	4.8
Scissum, Ed	11	17	43	2.5	1	11	3.9
Douglass, Joe	14	7	26	3.7	2	8	1.9
Porter, Dameon	14	3	19	6.3	1	8	1.4
Loots, Jeff	3	2	8	4.0	0	4	2.7
Dicken, Billy	13	8	8	1.0	0	5	0.6
Bowers, Jamie	3	7	6	0.9	3	2	2.0
Carey, Tim	9	1	0	0.0	0	0	0.0
Bonner, Cornelius	13	3	-3	-1.0	1	1	-0.2
<b>Rush</b>	<b>14</b>	<b>73</b>	<b>174</b>	<b>2.4</b>	<b>15</b>	<b>11</b>	<b>12.4</b>
<b>Opponents</b>	<b>14</b>	<b>118</b>	<b>320</b>	<b>2.7</b>	<b>24</b>	<b>26</b>	<b>22.9</b>

Receiving	G	No.	Yds	Avg	TD	Lg	Avg/G
Douglass, Joe	14	99	1287	13.0	26	45	91.9
Porter, Dameon	14	53	865	16.3	17	49	61.8
Bonner, Cornelius	13	34	421	12.4	8	35	32.4
Koscielski, Dale	13	33	341	10.3	5	37	26.2
Hill, Jai	11	22	209	9.5	3	26	19.0
Hankton, Furnell	12	13	102	7.8	6	26	8.5
Ladd, Anthony	3	8	87	10.9	3	19	29.0
McGourty, Jamie	14	8	75	9.4	2	16	5.4
Scissum, Ed	11	7	42	6.0	2	29	3.8
Bowers, Jamie	3	2	14	7.0	0	14	4.7
Cox, Darnell	2	1	14	14.0	0	14	7.0
<b>Rush</b>	<b>14</b>	<b>280</b>	<b>3457</b>	<b>12.3</b>	<b>72</b>	<b>49</b>	<b>246.9</b>
<b>Opponents</b>	<b>14</b>	<b>294</b>	<b>3636</b>	<b>12.4</b>	<b>66</b>	<b>45</b>	<b>259.7</b>

Kick Returns	No.	Yds	Avg	TD	Lg
Douglass, Joe	52	990	19.0	3	58
Stingley, Derek	29	537	18.5	1	55
Hill, Jai	1	10	10.0	1	10
Hankton, Furnell	1	7	7.0	0	7
Bonner, Cornelius	1	4	4.0	0	4
McGourty, Jamie	1	0	0.0	0	0
McKenzie, Marcus	1	0	0.0	0	0
Hutch, Anthony	1	0	0.0	0	0
Porter, Dameon	1	-1	-1.0	0	0
Koscielski, Dale	0	5	0.0	1	5
<b>Rush</b>	<b>88</b>	<b>1552</b>	<b>17.6</b>	<b>6</b>	<b>58</b>
<b>Opponents</b>	<b>87</b>	<b>1605</b>	<b>18.4</b>	<b>2</b>	<b>57</b>

Interceptions	No.	Yds	Avg	TD	Lg
Porter, Dameon	12	100	8.3	0	20
Hutch, Anthony	2	34	17.0	1	31
Ladd, Anthony	1	46	46.0	1	46
Hunter, Kelvin	1	11	11.0	0	11
Koscielski, Dale	1	0	0.0	0	0
Stingley, Derek	1	-2	-2.0	0	0
<b>Rush</b>	<b>18</b>	<b>189</b>	<b>10.5</b>	<b>2</b>	<b>46</b>
<b>Opponents</b>	<b>20</b>	<b>140</b>	<b>7.0</b>	<b>2</b>	<b>47</b>

Fumble Returns	No.	Yds	Avg	TD	Lg
Hutch, Anthony	0	0	0.0	1	0
<b>Rush</b>	<b>0</b>	<b>0</b>	<b>0.0</b>	<b>1</b>	<b>0</b>
<b>Opponents</b>	<b>4</b>	<b>19</b>	<b>4.8</b>	<b>1</b>	<b>12</b>

FG Returns	No.	Yds	Avg	TD	Lg
Douglass, Joe	11	217	19.7	0	30
Porter, Dameon	2	11	5.5	0	11
Lawson, Chris	1	10	10.0	0	10
Dicken, Billy	0	6	0.0	0	0
<b>Rush</b>	<b>14</b>	<b>244</b>	<b>17.4</b>	<b>0</b>	<b>30</b>
<b>Opponents</b>	<b>16</b>	<b>273</b>	<b>17.1</b>	<b>0</b>	<b>37</b>

FG Sequence	Rush	Opponent
Oklahoma	63,57,(36)	19,(33),(33),60,(22)
Carolina	61,49	(23),58,30,61
Detroit	(27),36,(34),43	-
Indiana	(20)	-
Grand Rapids	(36),61,64,47,45	42,60,63,(24),(39)
Milwaukee	64	(57),59,(46)
Houston	57,36	56
Florida	57,(38),27	50,45,62,44,55,30
Indiana	(20)	(34),49,51
Detroit	(19)	55,30
Los Angeles	24,37	31
Grand Rapids	(46),62,53	(23)
Milwaukee	53,41,59	(18),(28),46,(34)
Orlando	48,53	44,47

Numbers in (parentheses) indicate field goal was made.

**Games by Kicker:** Huerkamp (Oklahoma-Carolina), Elezovic (Detroit-Orlando)

Field Goals	Fgm-Fga	Pct	1-19	20-29	30-39	40-49	50-99	Lg	Blk
Huerkamp, Matt	1-5	20.0	0-0	0-0	1-1	0-1	0-3	36	0
Elezovic, Pete	8-28	28.6	1-1	3-5	3-6	1-6	0-10	46	1



# 2001 Regular Season STATS

Passing	G	Rating	Att-Cmp-Int	Pct.	Yds	TD	Lg	Avg/G
Dicken, Billy	13	108.09	358-219-13	61.2	2668	56	45	205.2
Loots, Jeff	3	100.51	85-50-4	58.8	628	13	49	209.3
Carey, Tim	9	94.58	15-10-2	66.7	133	3	22	14.8
Hill, Jai	11	118.75	1-1-0	100.0	28	0	28	2.5
Koscielski, Dale	13	0.00	1-0-1	0.0	0	0	0	0.0
Team	13	39.58	0-0-0	0.0	-102	0	0	-7.8
Rush	14	104.21	460-280-20	60.9	3355	72	49	239.6
Opponents	14	97.59	506-294-18	58.1	3558	66	45	254.1

Scoring	TD	FGs	Kick	-----PATs-----	Rush	Rcv	Pass	Pts
Douglass, Joe	31	0-0	0-0	0-0	1	0-0	188	
Porter, Dameon	18	0-0	0-0	0-0	1	0-0	110	
Elezovic, Pete	0	8-28	67-76	0-0	0	0-1	91	
Bonner, Cornelius	9	0-0	0-0	0-0	1	0-0	56	
McGourty, Jamie	9	0-0	0-0	0-0	0	0-0	54	
Hankton, Furnell	6	0-0	0-0	0-0	0	0-0	36	
Koscielski, Dale	6	0-0	0-0	0-0	0	0-0	36	
Ladd, Anthony	4	0-0	0-0	0-0	0	0-0	24	
Hill, Jai	4	0-0	0-0	0-0	0	0-0	24	
Scissum, Ed	3	0-0	0-0	0-0	0	0-0	18	
Bowers, Jamie	3	0-0	0-0	0-0	0	0-0	18	
Hutch, Anthony	2	0-0	0-0	0-0	0	0-0	14	
Huerkamp, Matt	0	1-5	6-9	0-0	0	0-0	9	
Stingley, Derek	1	0-0	0-0	0-0	0	0-0	6	
Carey, Tim	0	0-0	0-0	0-0	0	0-2	0	
Loots, Jeff	0	0-0	0-0	0-0	0	1-5	0	
Dicken, Billy	0	0-0	0-0	0-0	0	2-3	0	
Rush	96	9-33	73-85	0-0	3	3-11	684	
Opponents	95	13-37	78-91	1-1	2	2-3	699	

All-Purpose	Rush	Rec	FG	KR	IR	Total	Avg.
Douglass, Joe	26	1287	217	990	0	2520	180.0
Porter, Dameon	19	865	11	-1	100	994	71.0
Stingley, Derek	0	0	0	537	-2	535	38.2
Bonner, Cornelius	-3	421	0	4	0	422	32.5
Koscielski, Dale	0	341	0	5	0	346	26.6
Hill, Jai	0	209	0	10	0	219	19.9
McGourty, Jamie	67	75	0	0	0	142	10.1
Ladd, Anthony	0	87	0	0	46	133	44.3
Hankton, Furnell	0	102	0	7	0	109	9.1
Scissum, Ed	43	42	0	0	0	85	7.7
Hutch, Anthony	0	0	0	0	34	34	2.4
Bowers, Jamie	6	14	0	0	0	20	6.7
Cox, Darnell	0	14	0	0	0	14	7.0
Dicken, Billy	8	0	6	0	0	14	1.1
Hunter, Kelvin	0	0	0	0	11	11	0.9
Lawson, Chris	0	0	10	0	0	10	0.8
Loots, Jeff	8	0	0	0	0	8	2.7
Rush	174	3457	244	1552	189	5616	401.1
Opponents	320	3636	273	1605	140	5993	428.1

Defensive Leaders	GP	UT	AT	Total	TFL	-----Tackles-----	-Sacks-	-Pass Def-	Fumbles	Bikd	Saf
Stingley, Derek	14	48	23	59.5	4-11		1-2	15		2	
Hunter, Kelvin	12	43	8	47.0	1-1		1-11	12			
McGourty, Jamie	14	27	16	35.0	2-4			2	1		
Lawson, Chris	12	30	9	34.5	2-4			6		1	
Porter, Dameon	14	33	3	34.5			12-100	20		1-0	
Koscielski, Dale	13	29	10	34.0			1-0	4		1-0	
Hill, Jai	11	18	9	22.5				2		3	
Henderson, Tony	13	17	7	20.5	1-1	4.0-27		1		1-0	3
Scissum, Ed	11	16	6	19.0	1-1			3	2	1-0	
Hutch, Anthony	14	10	12	16.0	5-7	5.5-37	2-34	4	5	2-0	1
Bonner, Cornelius	13	14	3	15.5	1-1			3			1
Hankton, Furnell	12	10	10	15.0		1.5-9		5			1
Blazek, A.J.	14	10	6	13.0	2-2	1.0-5		2			
Walker, Cedric	1	9	6	12.0				1			
Stiebel, Jim	12	6	7	9.5	1-1	1.0-4		1			
Massey, George	7	6	5	8.5					1		
Elezovic, Pete	12	5	2	6.0							
Ladd, Anthony	3	3	3	4.5			1-46	1		1-0	
Broughton, Vernon	6	3	3	4.5				4			
Douglass, Joe	14	3	1	3.5							
Kleinhesselink, Riley	6		7	3.5		2.5-9		1	1		1
Bowers, Jamie	3	2	2	3.0							
Cox, Darnell	2	3		3.0							
Dicken, Billy	13	2		2.0							
McKenzie, Marcus	7	1	1	1.5		0.5-4			1	2-0	1
Jackson, Jatou	1	1		1.0							
Hargrove, Reggie	2		1	1.0	1-1						
Huerkamp, Matt	2	1		1.0							
Carey, Tim	9	1		1.0							
Barnes, Josh	2	0	1	0.5							
Rush	14	352	160	432.0	21-34	16-78	18-189	87	11	9-0	15
Opponents	14	323	104	375.0	15-31	19-102	20-140	65	23	13-19	15

# 2002 Regular Season STATS

Score By Quarter	1st	2nd	3rd	4th	OT	Total
Rush	160	208	189	184	6	747
Opponents	123	217	144	187	0	671

Team Statistics	CHI	OPP
<b>SCORING</b>	<b>747</b>	<b>671</b>
Points Per Game	53.4	47.9
<b>FIRST DOWNS</b>	<b>242</b>	<b>268</b>
Rushing	25	35
Passing	179	201
Penalty	36	32
<b>RUSHING YARDAGE</b>	<b>103</b>	<b>246</b>
Rushing Attempts	80	117
TDs Rushing	20	18
<b>PASSING YARDAGE</b>	<b>3569</b>	<b>3514</b>
Att-Comp-Int	452-275-16	505-314-22
TDs Passing	75	68
<b>TOTAL OFFENSE</b>	<b>3672</b>	<b>3760</b>
Average Per Game	262.3	268.6
<b>KICK RETURNS: #-YARDS</b>	<b>77-1696</b>	<b>86-1598</b>
<b>FG RETURNS: #-YARDS</b>	<b>12-263</b>	<b>10-164</b>
<b>INT RETURNS: #-YARDS</b>	<b>22-216</b>	<b>16-152</b>
<b>KICK RETURN AVERAGE</b>	<b>22.0</b>	<b>18.6</b>
<b>FG RETURN AVERAGE</b>	<b>21.9</b>	<b>16.4</b>
<b>INT RETURN AVERAGE</b>	<b>9.8</b>	<b>9.5</b>
<b>FUMBLES-LOST</b>	<b>12-7</b>	<b>29-12</b>
<b>PENALTIES-YARDS</b>	<b>118-735</b>	<b>121-657</b>
Average Per Game	52.5	46.9
<b>TIME OF POSSESSION/GAME</b>	<b>29:08</b>	<b>31:08</b>
<b>3RD-DOWN CONVERSIONS</b>	<b>36/78</b>	<b>35/87</b>
<b>4TH-DOWN CONVERSIONS</b>	<b>8/11</b>	<b>10/18</b>
<b>SACKS BY-YARDS</b>	<b>12-73</b>	<b>3-24</b>
<b>TOUCHDOWNS SCORED</b>	<b>105</b>	<b>92</b>
<b>FIELD GOALS-ATTEMPTS</b>	<b>10-28</b>	<b>13-29</b>
<b>PAT-ATTEMPTS</b>	<b>75-90</b>	<b>74-85</b>

Rushing	G	Att	Yds	Avg	TD	Lg	Avg/G
McGourty, Jamie	10	29	44	1.5	10	6	4.4
Bowers, Jamie	12	26	36	1.4	4	8	3.0
Chilcote, Andy	4	6	18	3.0	2	4	4.5
Fleshman, Lindsay	14	7	17	2.4	3	5	1.2
Ladd, Anthony	14	4	2	0.5	1	1	0.1
Porter, Dameon	14	1	2	2.0	0	2	0.1
Douglass, Joe	2	2	1	0.5	0	3	0.5
Carey, Tim	14	1	0	0.0	0	0	0.0
White, Cornelius	2	1	-2	-2.0	0	0	-1.0
Dicken, Billy	14	1	-5	-5.0	0	0	-0.4
Chatman, Antonio	14	2	-10	-5.0	0	0	-0.7
<b>Rush</b>	<b>14</b>	<b>80</b>	<b>103</b>	<b>1.3</b>	<b>20</b>	<b>8</b>	<b>7.4</b>
<b>Opponents</b>	<b>14</b>	<b>117</b>	<b>246</b>	<b>2.1</b>	<b>18</b>	<b>28</b>	<b>17.6</b>

FG Returns	No.	Yds	Avg	TD	Lg
Chatman, Antonio	10	227	22.7	1	58
Douglass, Joe	2	36	18.0	0	25
<b>Rush</b>	<b>12</b>	<b>236</b>	<b>21.9</b>	<b>1</b>	<b>58</b>
<b>Opponents</b>	<b>10</b>	<b>164</b>	<b>16.4</b>	<b>1</b>	<b>52</b>

Field Goals	Fgm-Fga	Pct	1-19	20-29	30-39	40-49	50-99	Lg	Blk
Cool, David	6-13	46.2	2-2	1-3	2-4	1-1	0-3	46	2
Rienecker, Bruce	3-10	30.0	0-0	3-5	0-0	0-2	0-3	28	0
Hicks, Adam	1-4	25.0	0-0	0-0	1-1	0-0	0-3	34	1
Brache, Ignacio	0-1	0.0	0-0	0-0	0-0	0-1	0-0	0	0

Kick Returns	No.	Yds	Avg	TD	Lg
Chatman, Antonio	62	1381	22.3	2	55
Douglass, Joe	12	296	24.7	1	55
Porter, Dameon	2	15	7.5	0	15
Bonner, Cornelius	1	4	4.0	0	4
<b>Rush</b>	<b>77</b>	<b>1696</b>	<b>22.0</b>	<b>3</b>	<b>55</b>
<b>Opponents</b>	<b>86</b>	<b>1598</b>	<b>18.6</b>	<b>3</b>	<b>55</b>

Interceptions	No.	Yds	Avg	TD	Lg
Porter, Dameon	10	156	15.6	2	49
Walker, Cedric	3	22	7.3	0	20
Taylor, Marvin	2	19	9.5	0	19
Ladd, Anthony	2	6	3.0	0	6
Fleshman, Lindsay	2	1	0.5	0	1
Bonner, Cornelius	1	12	12.0	0	12
Blazek, AJ	1	0	0.0	0	0
Baron, James	1	0	0.0	0	0
<b>Rush</b>	<b>22</b>	<b>216</b>	<b>9.8</b>	<b>2</b>	<b>49</b>
<b>Opponents</b>	<b>16</b>	<b>152</b>	<b>9.5</b>	<b>0</b>	<b>32</b>

FG Sequence	Rush	Opponent
Indiana	45	61,26,(49)
Orlando	28,(28)	(51),(17),(24)
Grand Rapids	(22)	(23)
Tampa Bay	-	(29)
Georgia	47	20,43
Arizona	56,50,57	(39)
New Jersey	(23),24	-
Detroit	(36),21,26,(18)	46,53,53,63,(30)
San Jose	(46),31,56,(28),(30)	-
Detroit	34,60,(18)	(29)
New York	53	(46),32
Grand Rapids	60,59	53,54,57,(24)
Dallas	(34),57	(20),29,57
Indiana	46	54,44,(40)

Numbers in parentheses indicate field goal was made.

**Games by Kicker:** Rienecker (Indiana-New Jersey), Cool (Detroit-New York), Hicks (Grand Rapids-Dallas), Brache (Indiana)

Receiving	G	No.	Yds	Avg	TD	Lg	Avg/G
Chatman, Antonio	14	74	1068	14.4	23	49	76.3
Bonner, Cornelius	14	45	657	14.6	8	48	46.9
Ladd, Anthony	14	41	449	11.0	13	45	32.1
Fleshman, Lindsay	14	40	470	11.8	11	39	33.6
Porter, Dameon	14	35	532	15.2	12	40	38.0
Douglass, Joe	2	17	140	8.2	2	19	70.0
McGourty, Jamie	10	5	79	15.8	1	39	7.9
Baron, James	14	5	38	7.6	1	21	2.7
Bowers, Jamie	12	4	27	6.8	1	14	2.2
Moyer, John	14	3	43	14.3	0	17	3.1
Chilcote, Andy	4	2	33	16.5	0	21	8.2
White, Cornelius	2	1	27	27.0	1	27	13.5
McKenzie, Rich	13	1	13	13.0	1	13	1.0
Hankton, Furnell	4	1	13	13.0	1	13	3.2
Boyer, Rick	2	1	4	4.0	0	4	2.0
<b>Rush</b>	<b>14</b>	<b>275</b>	<b>3593</b>	<b>13.1</b>	<b>75</b>	<b>49</b>	<b>256.6</b>
<b>Opponents</b>	<b>14</b>	<b>314</b>	<b>3587</b>	<b>11.4</b>	<b>68</b>	<b>45</b>	<b>256.2</b>

# 2002 Regular Season STATS

Passing	G	Rating	Att-Cmp-Int	Pct.	Yds	TD	Lg	Avg/G
Dicken, Billy	14	111.2	431-264-16	61.3	3508	74	49	250.6
Carey, Tim	14	82.3	20-11-0	55.0	85	1	14	6.1
Ladd, Anthony	14	39.6	1-0-0	0.0	0	0	0	0.0
Team	14	39.6	0-0-0	0.0	-24	0	0	-3.4
Rush	14	110.5	452-275-16	60.8	3569	75	49	254.9
Opponents	14	104.3	505-314-22	62.2	3514	68	45	251.0

Scoring	TD	-----PATs-----						Pts
		FGs	Kick	Rush	Rcv	Pass		
Chatman, Antonio	26	0-0	0-0	0-0	0	0-0		156
Fleshman, Lindsay	15	0-0	0-0	0-0	1	0-0		92
Porter, Dameon	14	0-0	0-0	0-0	0	0-0		84
Ladd, Anthony	14	0-0	0-0	0-0	0	0-0		84
McGourty, Jamie	11	0-0	0-0	0-0	0	0-0		66
Bonner, Cornelius	8	0-0	0-0	0-0	0	0-0		48
Rienecker, Bruce	0	3-10	39-45	0-0	0	0-1		48
Cool, David	0	6-13	20-26	0-0	0	0-0		38
Bowers, Jamie	5	0-0	0-0	0-0	2	0-0		34
Hicks, Adam	0	1-4	15-15	0-0	0	0-0		18
Douglass, Joe	3	0-0	0-0	0-0	0	0-0		18
Chilcote, Andy	3	0-0	0-0	0-1	0	0-0		18
McKenzie, Rich	1	0-0	0-0	0-0	1	0-0		8
Blazek, AJ	1	0-0	0-0	0-0	0	0-0		6
Hankton, Furnell	1	0-0	0-0	0-0	0	0-0		6
Walker, Cedric	1	0-0	0-0	0-0	0	0-0		6
Baron, James	1	0-0	0-0	0-0	0	0-0		6
White, Cornelius	1	0-0	0-0	0-0	0	0-0		6
Moyer, John	0	0-0	0-0	0-0	0	0-0		2
Boyer, Rick	0	0-0	0-0	1-1	0	0-0		2
Brache, Ignacio	0	0-1	1-4	0-0	0	0-0		1
Dicken, Billy	0	0-0	0-0	0-0	0	2-6		0
Carey, Tim	0	0-0	0-0	0-1	0	2-2		0
Rush	105	10-28	75-90	1-3	4	4-9		747
Opponents	92	13-29	74-85	1-2	2	2-5		671

All-Purpose	Rush	Rec	FG	KR	IR	Total	Avg.
Chatman, Antonio	-10	1068	227	1381	0	2666	190.4
Porter, Dameon	2	532	0	15	156	705	50.4
Bonner, Cornelius	0	657	0	4	12	673	48.1
Fleshman, Lindsay	17	470	0	0	1	488	34.9
Douglass, Joe	1	140	36	296	0	473	236.5
Ladd, Anthony	2	449	0	0	6	457	32.6
McGourty, Jamie	44	79	0	0	0	123	12.3
Bowers, Jamie	36	27	0	0	0	63	5.2
Chilcote, Andy	18	33	0	0	0	51	12.8
Moyer, John	0	43	0	0	0	43	3.1
Baron, James	0	38	0	0	0	38	2.7
White, Cornelius	-2	27	0	0	0	25	12.5
Walker, Cedric	0	0	0	0	22	22	1.6
Taylor, Marvin	0	0	0	0	19	19	1.7
McKenzie, Rich	0	13	0	0	0	13	1.0
Hankton, Furnell	0	13	0	0	0	13	3.2
Boyer, Rick	0	4	0	0	0	4	2.0
Dicken, Billy	-5	0	0	0	0	-5	-4
Rush	103	3593	263	1696	216	5871	419.4
Opponents	246	3587	164	1598	152	5747	410.5

Defensive Leaders	GP	-----Tackles-----					-Sacks-		-Pass Def-		QBH	Fumbles		Blkd		Saf
		UT	AT	Total	TFL		No-Yds	Int-Yds	BU			Rcv	FF	Kick		
Walker, Cedric	14	84	28	98.0	4.0-9			3-22	12		2-0	2				
Porter, Dameon	14	38	10	43.0				10-156	12		1-0	1				
Taylor, Marvin	11	21	10	26.0				2-19	5			1				
McGourty, Jamie	10	18	15	25.5	2.0-8		2.0-8		2			1				
Bowers Jamie	12	19	13	25.5							1-0					
Ladd, Anthony	14	12	20	22.0				2-6	1		1-0					
Fleshman, Lindsay	14	14	16	22.0	0.5-1			2-1	2		1-0	1				
Moyer, John	14	17	8	21.0	5.0-34		4.0-29		7	2		4				1
Bonner, Cornelius	14	17	5	19.5				1-12	2		1-0					
McKinley, Verone	5	18	3	19.5					5							
Baron, James	14	11	14	18.0	5.0-25		3.0-23	1-0	3			1				
Moss, Tristan	4	11	9	15.5					2			1				
Chilcote, Andy	4	11	6	14.0	0.5-0						1-0					
Bowick, Tony	14	9	8	13.0	1.0-1				1	1						
McKenzie, Rich	13	7	10	12.0	3.0-7				2	1	2-15					
Blazek, A.J.	14	8	5	10.5	1.0-3		1.0-3	1-0	1		1-0	1				
Hutch, Anthony	13	5	10	10.0	2.0-7		1.0-7		2		1-0	1				
Boyer, Rick	2	7	2	8.0	1.0-2							1				
McKenzie, Marcus	14	5	2	6.0	1.0-3		1.0-3					1				
Marzett, Damien	1	3	1	3.5												
Hankton, Furnell	4	1	4	3.0					1							
Dicken, Billy	14	3		3.0												
White, Cornelius	2	1	1	1.5												
Cool, David	4	1		1.0												
Chatman, Antonio	14	1		1.0												
Carey, Tim	14	1		1.0												
Hicks, Adam	2		1	0.5												
Rush	14	343	201	443.5	26-100		12-73	22-216	60	4	12-15	16			1	
Opponents	14	290	132	356.0	14-45		3-24	16-152	51	5	7-0	10			3	



# 2003 Regular Season STATS

Date	Opponent	Score	Attend
Feb. 1	Orlando	L, 35-47	16,143
Feb. 9	@Dallas	L, 38-46	13,552
Feb. 16	@Indiana	L, 23-28	12,032
Feb. 23	Los Angeles	W, 54-53	16,132
March 1	@Buffalo	W, 40-13	9,543
March 9	San Jose	L, 49-71	13,625
March 16	@Las Vegas	W, 68-48	8,324
March 23	New York	L, 51-54	13,805
March 29	@Grand Rapids	L, 34-48	10,594
April 4	@Detroit Fury	W, 62-45	4,812
April 13	@Colorado	W, 76-58	17,417
April 20	Dallas	L, 54-60 OT	12,103
April 27	Grand Rapids	W, 54-46	13,050
May 4	@Carolina	W, 57-38	5,751
May 11	Arizona	L, 56-44	12,948
May 18	Indiana	W, 46-43	13,375

Score By Quarter	1st	2nd	3rd	4th	OT	Total
Rush	156	227	167	232	3	785
Opponents	133	222	160	233	6	754

Team Statistics	CHI	OPP
<b>SCORING</b>	785	754
Points Per Game	49.1	47.1
<b>FIRST DOWNS</b>	278	303
Rushing	40	39
Passing	188	205
Penalty	50	59
<b>RUSHING YARDAGE</b>	333	299
Rushing Attempts	118	117
TDs Rushing	29	26
<b>PASSING YARDAGE</b>	3,654	3,971
Att-Comp-Int	519-319-24	553-331-20
TDs Passing	69	71
<b>TOTAL OFFENSE</b>	3,987	4,270
Total Plays	649	689
Average Per Play	6.1	6.2
Average Per Game	249.2	266.9
<b>KICK RETURNS: #-YARDS</b>	86-1983	103-2025
<b>FG RETURNS: #-YARDS</b>	8-156	9-184
<b>INT RETURNS: #-YARDS</b>	20-230	24-220
<b>KICK RETURN AVERAGE</b>	23.1	19.7
<b>FG RETURN AVERAGE</b>	19.5	20.4
<b>INT RETURN AVERAGE</b>	11.5	9.2
<b>FUMBLES-LOST</b>	13-7	25-14
<b>PENALTIES-YARDS</b>	124-746	128-840
Average Per Game	46.6	52.5
<b>TIME OF POSSESSION/GAME</b>	30:14	30:38
<b>3RD-DOWN CONVERSIONS</b>	44/92	50/106
<b>4TH-DOWN CONVERSIONS</b>	9/18	13/25
<b>SACKS BY-YARDS</b>	19-98	12-88
<b>TOUCHDOWNS SCORED</b>	110	104
<b>FIELD GOALS-ATTEMPTS</b>	10-24	11-29
<b>PAT-ATTEMPTS</b>	81-99	83-94
<b>ATTENDANCE</b>	111,181	69,993
Games/Avg Per Game	8/13,898	8/8,749

Rushing	G	Att	Yds	Avg	TD	Lg	Avg/G
McGourty, Jamie	14	47	122	2.6	9	16	8.7
McMillen, Bob	16	33	112	3.4	6	13	7.0
Brown, Levelle	4	7	46	6.6	4	20	15.3
Ladd, Anthony	15	6	20	3.3	2	13	1.3
Fleshman, Lindsay	13	11	18	1.6	4	6	1.4
Dicken, Billy	13	6	10	1.7	3	8	0.8
Chatman, Antonio	16	4	8	2.0	0	4	0.5
Salisbury, Chad	11	3	5	1.7	1	3	0.5
Gispert, Keith	13	1	-8	-8.0	0	0	-0.6
<b>Rush</b>	16	118	333	2.8	29	20	20.8
<b>Opponents</b>	16	117	299	2.6	26	29	18.7

Receiving	G	No.	Yds	Avg	TD	Lg	Avg/G
Chatman, Antonio	16	123	1608	13.1	29	48	100.5
Bonner, Cornelius	16	52	576	11.1	10	45	36.0
Fleshman, Lindsay	13	52	567	10.9	13	39	43.6
Ladd, Anthony	15	34	409	12.0	11	26	27.3
Porter, Dameon	14	17	165	9.7	2	28	11.0
McMillen, Bob	16	8	79	9.9	0	18	4.9
Kilow, Robert	1	7	52	7.4	1	13	52.0
McGourty, Jamie	14	6	50	8.3	0	14	3.6
Alfonzo, DeJuan	13	5	74	14.8	1	31	5.7
Koscielski, Dale	3	5	53	10.6	1	18	17.7
Hankton, Furnell	9	4	17	4.2	0	11	1.9
Kleinhesselink, Riley	5	2	23	11.5	1	15	1.5
Bowick, Tony	14	1	29	29.0	0	29	2.1
Baron, James	16	1	11	11.0	0	11	0.7
Muagututia, Halakilangi	4	1	8	8.0	0	8	2.0
<b>Rush</b>	16	318	3721	11.7	69	48	232.6
<b>Opponents</b>	16	331	4064	12.3	71	47	254.0

Kick Returns	No.	Yds	Avg	TD	Lg
Chatman, Antonio	77	1906	24.8	7	58
Bonner, Cornelius	4	45	11.2	0	19
Ladd, Anthony	1	1	1.0	0	1
Fleshman, Lindsay	1	5	5.0	0	5
Derricks, Anthony	1	22	22.0	0	22
Alfonzo DeJuan	1	0	0.0	0	0
Porter, Dameon	1	4	4.0	0	4
<b>Rush</b>	86	1983	23.1	7	58
<b>Opponents</b>	103	2025	19.7	4	57

Interceptions	No.	Yds	Avg	TD	Lg
Porter, Dameon	4	26	6.5	1	24
Alfonzo, DeJuan	3	14	4.7	0	11
Taylor, Marvin	3	27	9.0	0	15
Ladd, Anthony	2	62	31.0	2	43
Fleshman, Lindsay	2	62	31.0	1	44
Muagututia, Halakilangi	2	26	13.0	0	18
McMillen, Bob	1	0	0.0	0	0
Bonner, Cornelius	1	6	6.0	0	6
Walker, Cedric	1	0	0.0	0	0
Moyer, John	1	7	7.0	0	7
<b>Rush</b>	20	230	11.5	4	44
<b>Opponents</b>	24	220	9.2	3	33

Passing	G	Rating	Att-Cmp-Int	Pct.	Yds	TD	Lg	Avg/G
Dicken, Billy	13	107.4	412-252-15	61.2	3,012	55	45	231.7
Salisbury, Chad	11	100.0	94-64-7	68.1	677	13	48	64.5
AhYat, Brian	2	48.5	12-3-1	25.0	43	1	19	21.5
Chatman, Antonio	16	0.0	1-0-1	0.0	0	0	0	0.0
Team	11	39.6	0-0-0	0-0	-78	0	0	-7.1
<b>Rush</b>	16	103.4	519-319-24	61.5	3,654	69	48	228.4
<b>Opponents</b>	16	105.9	553-331-20	59.9	3,971	71	47	248.2

# 2003 Regular Season STATS

FG Returns	No.	Yds	Avg	TD	Lg
Chatman, Antonio	7	156	22.3	0	44
Taylor, Marvin	1	0	0.0	0	0
<b>Rush</b>	<b>8</b>	<b>156</b>	<b>19.5</b>	<b>0</b>	<b>44</b>
<b>Opponents</b>	<b>9</b>	<b>184</b>	<b>19.7</b>	<b>0</b>	<b>39</b>

Total Offense	G	Plays	Rush	Pass	Total	Avg/G
Dicken, Billy	13	418	10	3012	3022	232.5
Salisbury, Chad	11	97	5	677	682	62.0
McGourty, Jamie	14	47	122	0	122	8.7
McMillen, Bob	16	33	112	0	112	7.0
Brown, Levelle	3	7	46	0	46	15.3
Ah Yat, Brian	2	12	0	43	43	21.5
Ladd, Anthony	15	6	20	0	20	1.3
Fleshman, Lindsay	13	11	18	0	18	1.4
Chatman, Antonio	16	5	8	0	8	0.5
Gispert, Keith	13	1	-8	0	-8	-0.6
Team	11	0	0	-78	-78	-7.1
<b>Rush</b>	<b>16</b>	<b>637</b>	<b>333</b>	<b>3654</b>	<b>3987</b>	<b>249.2</b>
<b>Opponents</b>	<b>16</b>	<b>670</b>	<b>299</b>	<b>3971</b>	<b>4270</b>	<b>266.9</b>

Scoring	TD	-----PATs-----						Pts
		FGs	Kick	Rush	Rcv	Pass		
Chatman, Antonio	36	0-0	0-0	0-0	3	0-0		222
Fleshman, Lindsay	18	0-0	0-0	0-0	0	0-0		108
Ladd, Anthony	15	0-0	0-0	0-0	1	0-0		92
Gispert, Keith	0	9-21	64-79	0-0	0	0-0		91
Bonner, Cornelius	10	0-0	0-0	1-1	0	0-0		62
McGourty, Jamie	9	0-0	0-0	0-0	0	0-0		54
McMillen, Bob	6	0-0	0-0	0-0	0	0-0		36
Brown, Levelle	4	0-0	0-0	0-0	0	0-0		24
Porter, Dameon	3	0-0	0-0	0-0	0	0-0		18
Dicken, Billy	3	0-0	0-0	0-0	0	1-4		18
Stucker, Kenny	0	1-2	12-14	0-0	0	0-2		15
Alfonzo, DeJuan	1	0-0	0-0	2-2	0	0-0		10
Koscielski, Dale	1	0-0	0-0	0-0	0	0-0		6
Salisbury, Chad	1	0-0	0-0	0-0	0	3-3		6
Kleinhesselink, Riley	1	0-0	0-0	0-0	0	0-0		6
Bowick, Tony	1	0-0	0-0	0-0	0	0-0		6
Kilow, Robert	1	0-0	0-0	0-0	0	0-0		6
Gatto, Nick	0	0-1	5-6	0-0	0	0-0		5
<b>Rush</b>	<b>110</b>	<b>10-24</b>	<b>81-99</b>	<b>3-3</b>	<b>4</b>	<b>4-9</b>		<b>785</b>
<b>Opponents</b>	<b>104</b>	<b>11-29</b>	<b>83-94</b>	<b>1-3</b>	<b>4</b>	<b>4-6</b>		<b>754</b>

Rush opponents also recorded 2 sacks

Field Goals	Fgm-Fga	Pct	1-19	20-29	30-39	40-49	50-99	Lg	Blk
Gispert, Keith	9-21	42.9	2-2	5-6	1-6	0-1	1-6	54	1
Gatto, Nick	0-1	0.0	0-0	0-0	0-0	0-0	0-1	0	0
Stucker, Kenny	1-2	50.0	0-0	1-1	0-0	0-0	0-1	25	0

FG Sequence	Rush	Opponent
Dallas	30, (24), 62	(28), 34, 34, (30)
Indiana	(21)	34, 31
Los Angeles	—	(38), 39, (28)
Buffalo	—	34, 30, (33), (26)
San Jose	60	44
Las Vegas	—	63, 31
New York	(25), 53	—
Grand Rapids	30	—
Detroit	(54), (16)	(20)
Colorado	38	—
Dallas	39, 56	(28), 61
Grand Rapids	—	(21), 34
Carolina	55, (21), (31)	30, (19), 37
Arizona	52, (21), 45	—
Indiana	29, (22), 35, (16)	50, 37, (19), 61

Numbers in parentheses indicate field goal was made.

Games by Kicker: Gispert (Orlando-Buffalo), Stucker (Las Vegas-New York, Gatto (San Jose)

All-Purpose	Rush	Rec	FG	KR	IR	Total	Avg.
Chatman, Antonio	8	1608	156	1906	0	3678	229.9
Fleshman, Lindsay	18	567	0	5	62	652	50.2
Bonner, Cornelius	0	576	0	45	6	627	39.2
Ladd, Anthony	20	409	0	1	62	492	32.8
Porter, Dameon	0	165	0	4	26	195	13.0
McMillen, Bob	112	79	0	0	0	191	11.9
McGourty, Jamie	122	50	0	0	0	172	12.3
Alfonzo, DeJuan	0	74	0	0	14	88	6.8
Koscielski, Dale	0	53	0	0	0	53	17.7
Kilow, Robert	0	52	0	0	0	52	52.0
Brown, Levelle	46	0	0	0	0	46	15.3
Muagututia, H.	0	8	0	0	26	34	8.5
Bowick, Tony	0	29	0	0	0	29	2.1
Taylor, Marvin	0	0	0	0	27	27	2.2
Kleinhesselink, R.	0	23	0	0	0	23	1.5
Derricks, Anthony	0	0	0	22	0	22	11.0
Hankton, Furnell	0	17	0	0	0	17	1.9
Baron, James	0	11	0	0	0	11	0.7
Dicken, Billy	10	0	0	0	0	10	0.8
Moyer, John	0	0	0	0	7	7	0.5
Salisbury, Chad	5	0	0	0	0	5	0.5
Gispert, Keith	-8	0	0	0	0	-8	-0.6
<b>Rush</b>	<b>333</b>	<b>3721</b>	<b>156</b>	<b>1983</b>	<b>230</b>	<b>6423</b>	<b>401.4</b>
<b>Opponents</b>	<b>299</b>	<b>4064</b>	<b>184</b>	<b>2025</b>	<b>220</b>	<b>6792</b>	<b>424.5</b>

# 2003 Regular Season STATS

Defensive Leaders	GP	-----Tackles-----				-Sacks-		-Pass Def-		Fumbles		Blkd	
		UT	AT	Total	TFL	No-Yds	Int-Yds	BU	QBH	Rcv	FF	Kick	Saf
Walker, Cedric	11	52	9	56.5	1.0-2	.	1-0	1	1-0	.	.	.	.
Taylor, Marvin	12	48	8	52.0	.	.	3-27	9	2-0	.	.	.	.
Alfonzo, DeJuan	13	40	13	46.5	.	.	3-14	7	.	2	.	.	.
Porter, Dameon	14	35	9	39.5	.	.	4-26	12	.	1	.	.	.
Fleshman, Lindsay	13	25	21	35.5	0.5-1	.	2-62	3	2	.	.	.	.
Moyer, John	15	25	9	29.5	0.5-0	9.0-41	1-7	3	10	2-0	4	.	.
McMillen, Bob	16	20	16	28.0	1.0-5	1.0-5	1-0	2	5	2-0	2	.	.
Bonner, Cornelius	16	22	7	25.5	.	.	1-6	3	1	.	.	.	.
Kleinhesselink, Riley	14	19	6	22.0	1.0-1	2.0-7	.	2	4	1-0	2	.	.
McGourty, Jamie	14	15	11	20.5	1.5-3	.	.	4	3	2-0	1	.	.
Baron, James	16	12	5	14.5	.	4.0-28	.	5	4	3-0	.	1	.
Ladd, Anthony	15	10	7	13.5	1.0-1	.	2-62	1	1	1-0	1	.	.
Moore, Frank	16	5	8	9.0	0.5-0	1.0-4	.	2	1	1-0	.	.	.
Koscielski, Dale	3	9	.	9.0	.	.	.	3	.	.	.	.	.
Bowick, Tony	16	4	10	9.0	.	1.0-6	.	1	1	1-2	.	.	.
McKenzie, Marcus	16	7	3	8.5	.	.	.	2	.	.	.	.	.
Gispert, Keith	13	7	1	7.5	.	.	.	.	.	.	.	.	.
Brown, Levelle	4	4	2	5.0	.	1.0-7	.	1	2	.	1	.	.
Derricks, Anthony	2	5	.	5.0	.	.	.	.	.	.	.	.	.
Hankton, Furnell	10	3	3	4.5	.	.	.	1	3	.	1	.	.
Montgomery, Jerry	5	4	.	4.0	.	.	.	.	1	.	.	.	.
Simon, Salem	4	3	.	3.0	.	.	.	.	2	.	.	.	.
Dicken, Billy	13	2	1	2.5	.	.	.	.	.	.	.	.	.
Stucker, Kenny	2	2	1	2.5	.	.	.	.	.	.	.	.	.
Dillard, Barry	2	2	1	2.5	.	.	.	.	.	.	.	.	.
Muagututia, Halakilangi	4	1	3	2.5	.	.	2-26	.	.	1-0	.	.	.
Kilow, Robert	1	2	.	2.0	.	.	.	.	.	.	.	.	.
Chatman, Antonio	16	1	1	1.5	.	.	.	.	.	.	.	.	.
Gatto, Nick	1	1	.	1.0	.	.	.	.	.	.	.	.	.
Salisbury, Chad	11	1	.	1.0	.	.	.	.	.	.	.	.	.
Team	11	.	.	.	.	.	.	.	.	1-0	.	.	.
Rush	16	386	155	463.5	7-13	19-98	20-230	62	41	14-2	14	1	.
Opponents	16	.	.	.	.	12-88	24-220	47	44	7-20	10	1	2

RUSH	TEAM	OPPONENT
16,143, 2/2 vs. Orlando.....	Attendance.....	17,417, 4/13 @ Colorado
76, 4/13 @ Colorado.....	Most Points.....	71, 3/9 vs. San Jose
23, 2/16 @ Indiana.....	Fewest Points.....	13, 3/1 @ Buffalo
27 points, 3/1 @ Buffalo (40-13).....	Largest Winning Margin.....	22 points, 3/9 vs. San Jose (71-49)
38, 4/4 @ Detroit.....	Most Points, 1st Half.....	36, 3/9 vs. San Jose
13 (three times), last 3/29 @ Grand Rapids.....	Least Points, 1st Half.....	7, 3/1 @ Buffalo
41, 4/13 @ Colorado.....	Most Points, 2nd Half.....	37, 4/20 vs. Dallas
10, 2/16 @ Indiana.....	Least Points, 2nd Half.....	6, 3/1 @ Buffalo
25, 4/4 @ Detroit (2nd).....	Most Points, Quarter.....	28 (twice), last 5/11vs. Arizona (2nd)
0 (twice), last 2/23 vs. Los Angeles (3rd).....	Least Points, Quarter.....	0 (four times), 4/20 vs. Dallas (1st)

RUSH	INDIVIDUAL	OPPONENT
320, 5/18 vs. Indiana (Dicken).....	Yards Passing.....	339, 3/23 vs. New York (Aaron Garcia)
7, 4/13 @ Colorado (Dicken).....	Touchdown Passes.....	8, 3/23 vs. New York (Aaron Garcia)
13, 5/18 vs. Indiana (Chatman).....	Receptions.....	13, 5/18 vs. Indiana (Jeremy McDaniel)
190, 5/18 vs. Indiana (Chatman).....	Receiving Yards.....	149, 5/18 vs. Indiana (Jeremy McDaniel)
4 (three times), 4/20 vs. Dallas (Chatman).....	Receiving Touchdowns.....	6, 3/23 vs. New York (Mike Furrey)
6, 4/27 vs. Grand Rapids (McGourty).....	Rushing Attempts.....	8, 5/18 vs. Indiana (Leroy Thompson)
40, 3/16 @ Las Vegas (Brown).....	Rushing Yards.....	34, 5/11 vs. Arizona (Bo Kelly)
2 (six times), last 5/11 vs. Arizona (McGourty).....	Rushing Touchdowns.....	4, 3/9 vs. San Jose (Aaron Bailey)
20 yards, 3/16 @ Las Vegas (Brown).....	Longest Rush.....	29 yards, 4/13 @ Colorado (Saul Patu)
8, 4/13 @ Colorado (Gispert).....	Most PAT, Made.....	9, 3/9 vs. San Jose (Daron Alcorn)
10, 4/13 @ Colorado (Gispert).....	Most PAT, Attempted.....	10, 3/9 vs. San Jose (Daron Alcorn)
2 (three times), 5/18 vs. Indiana (Gispert).....	Most Field Goals Made ..2 (three times), last 3/1 @ Buffalo (Mike Moser)	
263, 3/9 vs. San Jose (Chatman).....	Combined Return Yards.....	250, 4/4 @ Detroit (Ron Carpenter)
54 yards, 4/4 @ Detroit (Gispert).....	Longest Field Goal.....	38 yards, 2/23 vs. Los Angeles (Remy Hamilton)
58 yards (twice), last 5/4 @ Carolina (Chatman).....	Longest Kickoff Return.....	57 yards, 4/20 vs. Dallas (Luke Levenson)
44 yards, 3/9 vs. San Jose (Chatman).....	Longest MFG Return.....	39 yards, 4/20 vs. Dallas (Will Pettis)
1 (20 times), last 5/18 vs. Indiana (Bonner).....	Interceptions.....	2 (twice), last 3/29 @ Grand Rapids (Mark Ricks)
3.0, 5/11 vs. Arizona (Moyer).....	Sacks.....	2.0, 2/9 @ Dallas (Tom Briggs)
10.5, 3/23 vs. New York (Alfonzo).....	Tackles.....	8.5, 2/16 @ Indiana (Evan Hlavacek)



# 2004 Regular Season STATS

Date	Opponent	Score	Attend
Feb. 8	Grand Rapids	W, 50-30	15,552
Feb. 14	@New York	W, 56-54	10,720
Feb. 22	Colorado	W, 65-35	15,406
Feb. 29	@Indiana	W, 49-46	12,198
March 7	@Philadelphia	L, 47-53	17,597
March 21	Orlando	W, 58-15	14,552
March 28	Detroit	L, 71-72	14,837
April 4	@Las Vegas	W, 57-55	10,310
April 11	Tampa Bay	W, 51-36	11,412
April 16	@San Jose	L, 43-51	12,147
April 25	Los Angeles	L, 35-71	13,927
May 2	@Detroit	W, 57-40	9,804
May 8	@Grand Rapids	W, 63-35	7,188
May 16	Dallas	W, 45-41	13,071
May 23	Indiana	W, 53-37	14,399
May 30	@ Colorado	L, 47-56	13, 670

Score By Quarter	1st	2nd	3rd	4th	OT	Total
Rush	175	237	168	267	0	847
Opponents	115	238	147	227	0	727

Team Statistics	CHI	OPP
<b>SCORING</b>	847	727
Points Per Game	52.9	45.4
<b>FIRST DOWNS</b>	310	303
Rushing	74	37
Passing	188	212
Penalty	48	54
<b>RUSHING YARDAGE</b>	518	412
Rushing Attempts	177	128
TDs Rushing	49	25
<b>PASSING YARDAGE</b>	3,447	3,622
Att-Cmp-Int	456-289-4	519-316-16
TDs Passing	60	72
<b>TOTAL OFFENSE</b>	3,965	4,080
Total Plays	639	670
Average Per Play	6.2	6.1
Average Per Game	247.8	255.0
<b>KICK RETURNS: #-YARDS</b>	93-1,721	92-1,683
<b>FG RETURNS: #-YARDS</b>	3-75	3-39
<b>INT RETURNS: #-YARDS</b>	16-88	4-82
<b>KICK RETURN AVERAGE</b>	18.5	18.3
<b>FG RETURN AVERAGE</b>	25.0	13.0
<b>INT RETURN AVERAGE</b>	5.5	20.5
<b>FUMBLES-LOST</b>	23-9	21-12
<b>PENALTIES-YARDS</b>	152-910	137-849
Average Per Game	56.9	53.1
<b>TIME OF POSSESSION/GAME</b>	30:17	29:43
<b>3RD-DOWN CONVERSIONS</b>	53/92	51/91
<b>4TH-DOWN CONVERSIONS</b>	9/16	10/22
<b>SACKS BY-YARDS</b>	23-133	5-44
<b>TOUCHDOWNS SCORED</b>	117	103
<b>FIELD GOALS-ATTEMPTS</b>	12-22	9-22
<b>PAT-ATTEMPTS</b>	95-108	74-91
<b>ATTENDANCE</b>	113,156	93,634
Games/Avg Per Game	8/14,144	8/11,704

Passing	G	Rating	Att-Cmp-Int	Pct.	Yds	TD	Lg	Avg/G
Phil yaw, Raymond	15	116.8	247-389-4	63.5	3,053	52	49	203.5
Salisbury, Chad	16	111.4	42-67-0	62.7	438	8	35	27.4
Team	-	39.6	0-0-0	0-0	-44	0	0	0.0
<b>Rush</b>	16	115.5	289-456-4	63.4	3,447	60	49	214.9
<b>Opponents</b>	16	103.7	316-519-16	60.9	3,622	72	45	226.4

Rushing	G	Att	Yds	Avg	TD	Lg	Avg/G
McMillen, Bob	16	79	285	3.6	22	22	17.8
McGourty, Jamie	13	36	99	2.8	5	14	7.6
Phil yaw, Raymond	15	34	57	1.7	11	24	3.8
Alfonzo, DeJuan	13	2	23	11.5	0	26	1.8
Molden, Etu	16	10	22	2.2	6	5	1.4
Brown, Levelle	3	5	16	3.2	0	7	5.3
McDaniel, Jeremy	16	2	8	4.0	2	6	0.5
Browning, Chris	1	1	3	3.0	0	3	3.0
Salisbury, Chad	16	6	4	0.7	2	3	0.3
Fleshman, Lindsay	14	2	1	0.5	1	1	0.1
<b>Rush</b>	16	177	518	2.9	49	26	32.4
<b>Opponents</b>	16	128	458	3.6	26	46	28.6

Receiving	G	No.	Yds	Avg	TD	Lg	Avg/G
Molden, Etu	16	101	1,280	12.7	23	37	80.0
McDaniel, Jeremy	15	74	933	12.6	16	49	58.3
Fleshman, Lindsay	14	44	514	11.7	8	40	36.7
Alfonzo, DeJuan	13	31	421	13.6	8	42	32.4
McMillen, Bob	16	10	80	8.0	1	23	5.0
McGourty, Jamie	13	8	69	8.6	0	20	5.3
Ladd, Anthony	3	8	65	8.1	2	23	21.7
Tarver, Hurley	11	4	34	8.5	0	14	3.1
Allen, Reggie	1	3	32	10.7	0	16	32.0
Baron, James	16	3	30	10.0	2	13	1.9
Sikora, John	16	1	16	16.0	0	16	1.0
Browning, Chris	1	1	12	12.0	0	12	12.0
FenceRoy, Leo	1	1	5	5.0	0	5	5.0
<b>Rush</b>	16	289	3,491	12.1	60	49	218.2
<b>Opponents</b>	16	316	3,755	11.9	72	45	234.7

Kick Returns	No.	Yds	Avg	TD	Lg
McDaniel, Jeremy	37	645	17.4	0	38
Larrimore, Kareem	23	494	21.5	2	57
Molden, Etu	14	288	20.6	2	57
Caldwell, Donnie	8	154	19.2	0	36
Alfonzo, DeJuan	3	43	14.3	1	43
Tarver, Hurley	2	37	18.5	0	23
McMillen, Bob	1	10	10.0	0	10
Greczek, Colin	1	10	10.0	0	10
Sawyer, Corey	1	-1	-1.0	0	-1
Team	1	0	0.0	0	0
<b>Rush</b>	91	1,680	18.5	5	57
<b>Opponents</b>	92	1,683	18.3	3	54

Interceptions	No.	Yds	Avg	TD	Lg
Fleshman, Lindsay	3	30	10.0	1	20
Sawyer, Corey	2	18	9.0	0	16
Alfonzo, DeJuan	2	14	7.0	0	14
Molden, Etu	2	9	4.5	0	9
Milligan, Hamin	2	8	4.0	0	8
Williams, Greg	1	0	0.0	0	0
Caldwell, Donnie	1	0	0.0	0	0
Moyer, John	1	4	4.0	0	4
Brown, Levelle	1	5	5.0	0	5
Larrimore, Kareem	1	0	0.0	0	0
<b>Rush</b>	16	88	5.5	1	20
<b>Opponents</b>	4	82	20.5	1	35



# 2004 Regular Season STATS

FG Returns	No.	Yds	Avg	TD	Lg
McDaniel, Jeremy	2	64	32.0	0	33
Sawyer, Corey	1	0	0.0	0	0
Alfonzo, DeJuan	0	11	0.0	0	0
<b>Rush</b>	<b>3</b>	<b>75</b>	<b>25.0</b>	<b>0</b>	<b>33</b>
<b>Opponents</b>	<b>3</b>	<b>39</b>	<b>13.0</b>	<b>0</b>	<b>21</b>

Total Offense	G	Plays	Rush	Pass	Total	Avg/G
Phillyaw, Raymond	15	423	57	3053	3110	207.3
Salisbury, Chad	16	72	4	438	442	27.6
McMillen, Bob	16	79	285	0	285	17.8
McGourty, Jamie	13	36	99	0	99	7.6
Alfonzo, DeJuan	13	2	23	0	23	1.8
Molden, Etu	16	10	22	0	22	1.4
Brown, Levelle	3	5	16	0	16	5.3
McDaniel, Jeremy	15	2	8	0	8	0.5
Browning, Chris	1	1	3	0	3	3.0
Fleshman, Lindsay	14	2	1	0	1	0.1
Team	8	0	0	-44	-44	-4.0
<b>Rush</b>	<b>16</b>	<b>632</b>	<b>518</b>	<b>3447</b>	<b>3965</b>	<b>247.8</b>
<b>Opponents</b>	<b>16</b>	<b>647</b>	<b>458</b>	<b>3622</b>	<b>4080</b>	<b>255.0</b>

Scoring	TD	FGs	Kick	Rush	Rcv	Pass	Pts
Molden, Etu	32	0-0	0-0	2-1	1	0-0	198
McMillen, Bob	23	0-0	0-0	0-1	0	0-0	138
Gispert, Keith	0	12-22	95-108	0-1	0	0-0	131
McDaniel, Jeremy	18	0-0	0-0	0-0	1	0-0	110
Phillyaw, Raymond	11	0-0	0-0	0-1	0	2-3	66
Fleshman, Lindsay	10	0-0	0-0	0-0	0	0-0	60
Alfonzo, DeJuan	9	0-0	0-0	0-0	0	0-0	54
McGourty, Jamie	5	0-0	0-0	2-1	0	0-0	34
Larrimore, Kareem	2	0-0	0-0	0-0	0	0-0	12
Salisbury, Chad	2	0-0	0-0	0-0	0	0-0	12
Baron, James	2	0-0	0-0	0-0	0	0-0	12
Ladd, Anthony	2	0-0	0-0	2-2	0	0-0	12
Moore, Frank	1	0-0	0-0	0-0	0	0-0	6
Sawyer, Corey	0	0-0	0-0	1-0	0	0-0	2
<b>Rush</b>	<b>117</b>	<b>12-22</b>	<b>95-108</b>	<b>5-5</b>	<b>2</b>	<b>2-3</b>	<b>847</b>
<b>Opponents</b>	<b>103</b>	<b>9-22</b>	<b>74-91</b>	<b>1-3</b>	<b>2</b>	<b>2-9</b>	<b>727</b>

FG Sequence	Rush	Opponent
Grand Rapids	(27)	51, (47)
New York	-	-
Colorado	(30)	25
Indiana	(31), 27	(21), (25)
Philadelphia	25, 29	49
Orlando	27, (40)	-
Detroit	(23), (35)	(21)
Las Vegas	-	26
Tampa Bay	40, 24	-
San Jose	(23)	(21)
Los Angeles	-	50
Detroit	(49), (24), (20)	(16), 40, (30)
Grand Rapids	34	(26), 60
Dallas	(31)	64, 37, 61
Indiana	(52)	(44), 42, 26
Colorado	20, 60, 39	25

Numbers in (parentheses) indicate field goal was made.

All-Purpose	Rush	Rec	FG	KR	IR	Total	Avg.
McDaniel, Jeremy	8	933	64	645	0	1650	103.1
Molden, Etu	22	1280	0	2889	9	1599	99.9
Fleshman, Lindsay	1	514	0	0	30	545	38.9
Alfonzo, DeJuan	23	421	11	43	14	512	39.4
Larrimore, Kareem	0	0	0	494	0	494	70.6
McMillen, Bob	285	80	0	10	0	375	23.4
McGourty, Jamie	99	69	0	0	0	168	12.9
Caldwell, Donnie	0	0	0	154	0	154	51.3
Tarver, Hurley	0	34	0	37	0	71	6.5
Ladd, Anthony	0	65	0	0	0	65	21.7
Phillyaw, Raymond	57	0	0	0	0	57	3.8
Allen, Reggie	0	32	0	0	0	32	32.0
Baron, James	0	30	0	0	0	30	1.9
Brown, Levelle	16	0	0	0	5	21	5.2
Sawyer, Corey	0	0	0	-1	18	17	1.3
Sikora, John	0	16	0	0	0	16	1.0
Browning, Chris	3	12	9	9	9	15	15.0
Greczek, Colin	0	0	0	10	0	10	0.6
Milligan, Hamin	0	0	0	0	8	8	1.0
FenceRoy, Leo	0	5	0	0	0	5	5.0
Salisbury, Chad	0	0	0	0	0	4	0.3
Moyer, John	4	0	0	0	4	4	0.3
<b>Rush</b>	<b>518</b>	<b>3491</b>	<b>75</b>	<b>1680</b>	<b>88</b>	<b>5852</b>	<b>365.8</b>
<b>Opponents</b>	<b>458</b>	<b>3755</b>	<b>39</b>	<b>1683</b>	<b>82</b>	<b>6017</b>	<b>376.1</b>

Field Goals	Fgm-Fga	Pct	1-19	20-29	30-39	40-49	50-99	Lg	Blk
Gispert, Keith	12-22	54.5	0-0	5-11	4-6	2-3	1-2	52	1

# 2004 Regular Season STATS

Defensive Leaders	GP	UT	AT	Total	TFL	-----Tackles-----	Sacks-	Pass Def-	QBH	Fumbles	Bikd	Saf
						No-Yds	Int-Yds	BU		Rcv	FF	Kick
Corey Sawyer	14	58	23	69.5	0.5-1		2-18	14				
Greg Williams	11	31	24	43.0			1-0	5				
DeJuan Alfonzo	13	26	31	41.5	0.5-2		2-14	4		1		
Hamin Milligan	8	25	17	33.5			2-8	11				
Lindsay Fleshman	14	22	20	32.0	2.5-27	1.5-12	3-30	3	1	1-0	1	
John Moyer	16	23	16	31.0	11.5-68	10.0-66	1-4	5	12	2-7		4
McMillen, Bob	16	14	24	26.0	2.0-7	1.0-5			5	1-0	1	
Etu Molden	16	22	21	25.5			2-9	1		2-0	1	
Jamie McGourty	13	19	9	19.5	4.5-17	3.0-13		1	2		1	
Hurley Tarver	11	15	6	18.0	1.0-1			3				
James Baron	16	11	8	15.0	3.5-13	3.0-16		1	12	1-0	3	3
Donnie Caldwell	3	9	5	11.5	1.0-10		1-0	1				
Kareem Larrimore	7	5	12	11.0			1-0	2				
Riley Kleinhesselink	13	4	12	10.0	2.0-6	1.0-2		1	2	1-0		
Frank Moore	16	5	10	10.0	3.0-11	2.0-10			2	1-0	1	1
Aundrae Harris	4	8	2	9.0				2				
Keith Gispert	16	6	3	7.5								
John Sikora	16	2	10	7.0	0.5-1				3	1-0	1	
John Thomas	11	3	4	5.0	1.0-5	1.0-5			5			
Salem Simon	7	2	4	4.0					2		1	
Colin Greczek	16	3	2	4.0						1-0		1
Jon McCall	4	1	4	3.0	1.0-7	0.5-4		2				
Leo FenceRoy	1	2		2.0								
Levelle Brown	4	1		1.0			1-5					
Chad Salisbury	16	1		1.0								
Jeremy McDaniel	16	1		1.0						1-0		
Malcolm Moore	1		2	1.0	0.5-1			3				
Reggie Allen	1		1	0.5								
TEAM										1-0		
Rush	16	308	270	443.0	35-177	23-133	16-88	59	46	12-7	9	9
Opponents	16	302	274	439.0	16-66	6-53	4-82	49	24	9-4	13	3

RUSH	TEAM	OPPONENT
15,552, 2/8 vs. Grand Rapids	Attendance	17, 597, 3/7 @ Philadelphia
71, 3/28 vs. Detroit	Most Points	72, 3/28 vs. Detroit
35, 4/25 vs. Los Angeles	Fewest Points	15, 3/21 vs. Orlando
43 points, 3/21 vs. Orlando	Largest Winning Margin	36 points, 4/25 vs. Los Angeles
36, 2/8 vs. Grand Rapids	Most Points, 1st Half	50, 4/25 vs. Los Angeles
20, 5/2 @ Detroit	Least Points, 1st Half	7, 3/21 vs. Orlando
41, 3/28 vs. Detroit	Most Points, 2nd Half	41, 3/28 vs. Detroit
14, 2/8 vs. Grand Rapids	Least Points, 2nd Half	8, 3/21 vs. Orlando
30, 2/22 vs. Colorado (4th)	Most Points, Quarter	37, 4/25 vs. Los Angeles
0, (twice), last 5/23 vs. Indiana (1st)	Least Points, Quarter	0, (four times), last 5/23 vs. Indiana (3rd)

RUSH	INDIVIDUAL	OPPONENT
272, 3/7 @ Philadelphia (Philyaw)	Yards Passing	306, 3/28 vs. Detroit (Andy Kelly)
6, 3/28 vs. Detroit @ 4/16 @ San Jose (Philyaw)	Touchdown Passes	8, 4/25 vs. Los Angeles (Tony Graziani)
10, 4/11 vs. Tampa Bay @ 4/16 @ San Jose (Molden)	Receptions	12, 3/28 vs. Detroit (Thabiti Davis)
157, 4/11 vs. Tampa Bay (Molden)	Receiving Yards	194, 3/28 vs. Detroit (Thabiti Davis)
3 (three times), last 4/16 @ San Jose (Molden)	Receiving Touchdowns	5, 3/28 vs. Detroit (Thabiti Davis)
10, 5/30 @ Colorado (McMillen)	Rushing Attempts	9, 2/29 @ Indiana (Adrian McPherson)
41, 5/2 @ Detroit (McMillen)	Rushing Yards	49, 4/4 @ Las Vegas (Frank Carter)
4, 5/8 @ Grand Rapids (McMillen)	Rushing Touchdowns	2 (three times), last 4/4 @ Las Vegas (Frank Carter)
26 yards, 2/14 @ New York (Alfonzo)	Longest Rush	31 yards, 4/4 @ Las Vegas (Frank Carter)
9, 5/8 @ Grand Rapids (Gispert)	Most PAT, Made	9 (twice), last 4/25 vs. Los Angeles (Hamilton)
9, 5/8 @ Grand Rapids (Gispert)	Most PAT, Attempted	10, 3/28 vs. Detroit (Mark Lewis)
3, 5/2 @ Detroit (Gispert)	Most Field Goals Made	2, 2/29 @ Indiana (Clay Smith)
173, 2/29 @ Indiana (Larrimore)	Combined Return Yards	180, 5/8 @ Grand Rapids (Steve Smith)
4752 yards, 5/23 vs. Indiana (Gispert)	Longest Field Goal	47 yards, 2/8 vs. Grand Rapids (Nick Gatto)
57 yards (twice), last 5/30 @ Colorado (Molden)	Longest Kickoff Return	54 yards (twice), last 2/22 vs. Colorado (Redd)
33 yards, 5/16 vs. Dallas (McDaniel)	Longest MFG Return	21 yards, 5/30 @ Colorado (Floyd)
1 (16 times), last 5/30 @ Colorado (Milligan)	Interceptions	1 (four times), last 4/25 vs. Los Angeles (Moore)
2.0 (twice), last 5/23 vs. Indiana (Moyer)	Sacks	1.0 (five times), last 5/30 @ Colorado
10.5, 3/21 vs. Orlando (Sawyer)	Tackles	11.0, 4/25 vs. Los Angeles (Jason Moore)

# 2005 Regular Season STATS

Date	Opponent	Score	Attend
Jan. 30	@ Dallas	L, 66-65 (OT)	11,229
Feb. 6	Philadelphia	W, 51-41	16,036
Feb. 13	@ Colorado	W, 51-48	16,620
Feb. 19	@ Columbus	L, 52-39	17,171
Feb. 25	Orlando	L, 48-35	14,126
March 6	Nashville	W, 45-38	15,881
March 13	@ Grand Rapids	W, 48-45	8,110
March 20	New Orleans	L, 46-40 (OT)	13,614
April 2	@ New York	W, 44-43	11,719
April 10	San Jose	W, 55-39	14,865
April 17	Colorado	W, 75-51	12,953
April 23	@ Los Angeles	L, 52-49	11,904
May 1	Las Vegas	W, 63-62	12,994
May 7	@ Arizona	L, 61-43	12,349
May 15	Grand Rapids	L, 51-40	15,198
May 22	@ Nashville	W, 45-21	8,806

Score By Quarter	1st	2nd	3rd	4th	OT	Total
Rush	143	269	155	216	6	789
Opponents	188	241	150	172	13	764

Team Statistics	CHI	OPP
<b>SCORING</b>	788	764
Points Per Game	49.3	47.8
<b>FIRST DOWNS</b>	331	309
Rushing	48	33
Passing	227	234
Penalty	56	42
<b>RUSHING YARDAGE</b>	346	366
Rushing Attempts	133	122
TDs Rushing	23	17
<b>PASSING YARDAGE</b>	4,378	4,272
Att-Comp-Int	556-379-16	569-362-10
TDs Passing	82	85
<b>TOTAL OFFENSE</b>	4,724	4,638
Total Plays	697	704
Average Per Play	6.8	6.6
Average Per Game	295.3	289.9
<b>KICK RETURNS: #-YARDS</b>	99-1,653	78-1,250
FG RETURNS: #-YARDS	9-162	3-25
<b>INT RETURNS: #-YARDS</b>	10-52	16-131
<b>KICK RETURN AVERAGE</b>	16.7	16.0
<b>FG RETURN AVERAGE</b>	18.0	8.3
<b>INT RETURN AVERAGE</b>	5.2	8.2
<b>FUMBLES-LOST</b>	23-11	16-12
<b>PENALTIES-YARDS</b>	125-794	127-822
Average Per Game	49.6	51.4
<b>TIME OF POSSESSION/GAME</b>	31:01	28:59
<b>3RD-DOWN CONVERSIONS</b>	42/89	52/104
<b>4TH-DOWN CONVERSIONS</b>	13/26	6/16
<b>SACKS BY-YARDS</b>	13-44	8-45
<b>TOUCHDOWNS SCORED</b>	109	107
<b>FIELD GOALS-ATTEMPTS</b>	11-18	10-28
<b>PAT-ATTEMPTS</b>	90-103	84-101
<b>ATTENDANCE</b>	115,664	97,908
Games/Avg Per Game	8/14,458	8/12,239

Passing	G	Rating	Att-Cmp-Int	Pct.	Yds	TD	Lg	Avg/G
Philyaw, Raymond	14	113.8	324-480-13	67.5	3,669	67	45	262.1
Hammel, Todd	6	126.9	55-76-3	72.4	754	15	40	125.7
Rush	16	116.9	379-556-16	68.2	4,423	82	45	276.4
Opponents	16	116.7	362-569-10	63.6	4,316	85	45	269.8

Rushing	G	Att	Yds	Avg	TD	Lg	Avg/G
McMillen, Bob	16	60	178	3.0	9	11	11.1
McGourty, Jamie	9	27	63	2.3	3	9	7.0
Cook, Charlie	12	7	39	5.6	2	19	3.3
Philyaw, Raymond	14	20	20	1.0	3	4	1.4
Molden, Etu	15	9	19	2.1	4	10	1.3
Shaw, Russell	16	2	10	5.0	0	7	0.6
McDaniel, Jeremy	12	1	9	9.0	0	9	0.8
Douglas, Henry	12	2	3	1.5	0	3	0.3
Hammel, Todd	6	3	2	0.7	1	2	0.3
Johnson, C.J.	5	1	2	2.0	1	2	0.4
Alfonzo, DeJuan	16	1	1	1.0	0	1	0.1

Rush	16	133	346	2.6	23	19	21.6
Opponents	16	122	366	3.0	17	20	22.9

Receiving	G	No.	Yds	Avg	TD	Lg	Avg/G
Molden, Etu	15	96	1,158	12.1	25	40	77.2
Douglas, Henry	12	87	1,019	11.7	17	45	84.9
McDaniel, Jeremy	12	51	601	11.8	13	39	50.1
Shaw, Russell	16	44	488	11.1	2	36	30.5
Johnson, C.J.	5	26	390	15.0	9	39	78.0
Alfonzo, DeJuan	16	22	204	9.3	5	26	12.8
Pauley, Charles	9	21	298	14.2	2	45	33.1
McMillen, Bob	16	14	126	9.0	2	22	7.9
Moyer, John	15	8	38	4.8	6	14	2.5
McGourty, Jamie	9	5	39	7.8	0	21	4.3
Cook, Charlie	12	2	35	17.5	1	19	2.9
Bleisath, D.J.	14	2	9	9.0	0	9	1.3
Wright, Carlos	1	1	9	9.0	0	9	9.0

Rush	16	379	4,423	11.7	82	45	276.4
Opponents	16	362	4,326	12.0	85	45	270.4

Kick Returns	No.	Yds	Avg	TD	Lg
Douglas, Henry	57	1,083	19.0	2	58
Johnson, C.J.	17	285	16.8	0	33
Molden, Etu	9	125	13.9	1	26
Shaw, Russell	6	92	15.3	0	23
Johnson, Jeroid	4	12	3.0	0	8
McDaniel, Jeremy	2	29	14.5	0	20
Cook, Charlie	1	4	4.0	0	4
Lukins, Tony	1	3	3.0	0	3
Pauley, Charles	1	7	7.0	0	7
Wright, Carlos	1	13	13.0	0	13
Rush	99	1,653	16.7	3	58
Opponents	78	1,250	16.0	1	56

Interceptions	No.	Yds	Avg	TD	Lg
Shaw, Russell	3	23	7.7	0	17
Molden, Etu	3	19	6.3	0	19
Howard, Todd	2	10	5.0	0	8
Pauley, Charles	1	0	0	0	0
Alfonzo, DeJuan	1	0	0	0	0
Rush	10	52	5.2	0	19
Opponents	16	131	8.2	1	34



# 2005 Regular Season STATS

FG Returns	No.	Yds	Avg	TD	Lg
Douglas, Henry	6	138	23.0	1	53
McDaniel, Jeremy	1	19	19.0	0	19
Shaw, Russell	1	5	5.0	0	5
Molden, Etu	1	0	0.0	0	0
<b>Rush</b>	<b>9</b>	<b>162</b>	<b>18.0</b>	<b>1</b>	<b>53</b>
<b>Opponents</b>	<b>3</b>	<b>25</b>	<b>8.3</b>	<b>0</b>	<b>13</b>

Total Offense	G	Plays	Rush	Pass	Total	Avg/G
Phillyaw, Raymond	14	500	20	3,669	3,689	263.5
Hammel, Todd	6	79	2	754	756	126.0
McMillen, Bob	16	60	178	0	178	11.1
McGourty, Jamie	9	27	63	0	63	7.0
Cook, Charlie	12	7	39	0	39	3.2
Molden, Etu	15	9	19	0	19	1.3
Shaw, Russell	16	2	10	0	10	0.6
McDaniel, Jeremy	11	1	9	0	9	0.8
Douglas, Henry	12	2	3	0	3	0.2
Johnson, C.J.	5	1	2	0	2	0.4
Alfonzo, DeJuan	16	1	1	0	1	0.1
Team	9	0	0	-45	-45	-5.0
<b>Rush</b>	<b>16</b>	<b>689</b>	<b>346</b>	<b>4,378</b>	<b>4,724</b>	<b>295.2</b>
<b>Opponents</b>	<b>16</b>	<b>691</b>	<b>366</b>	<b>4,285</b>	<b>4,651</b>	<b>290.7</b>

Scoring	TD	FGs	Kick	Rush	Rcv	Pass	Pts
Molden, Etu	32	0-0	0-0	2-1	1	0-0	180
Gispert, Keith	0	11-18	90-103	0-1	0	0-0	123
Douglas, Henry	20	0-0	0-0	0-0	0	0-0	120
McDaniel, Jeremy	13	0-0	0-0	1-1	0	0-0	80
McMillen, Bob	11	0-0	0-0	1-1	0	0-0	68
Johnson, C.J.	10	0-0	0-0	0-0	0	0-0	60
Moyer, John	6	0-0	0-0	0-0	0	0-0	38
Alfonzo, DeJuan	5	0-0	0-0	0-1	0	0-0	30
McGourty, Jamie	3	0-0	0-0	2-1	0	0-0	18
Cook, Charlie	3	0-0	0-0	0-0	0	0-0	18
Phillyaw, Raymond	3	0-0	0-0	0-0	0	0-2	18
Shaw, Russell	2	0-0	0-0	0-0	0	0-0	16
Pauley, Charles	2	0-0	0-0	0-0	0	0-0	12
Hammel, Todd	1	0-0	0-0	0-0	0	0-1	6
<b>Rush</b>	<b>109</b>	<b>11-18</b>	<b>90-103</b>	<b>6-6</b>	<b>1</b>	<b>0-3</b>	<b>788</b>
<b>Opponents</b>	<b>107</b>	<b>10-28</b>	<b>84-101</b>	<b>1-1</b>	<b>2</b>	<b>2-4</b>	<b>764</b>

Field Goals	Fgm-Fga	Pct	1-19	20-29	30-39	40-49	50-99	Lg	Blk
Gispert, Keith	11-18	61.1	3-3	6-7	1-4	1-3	0-1	43	0

FG Sequence	Rush	Opponent
Dallas	(20)	22, (24)
Philadelphia	(29)	50
Colorado	(16), (29), (21)	57, 26
Columbus	-	(32)
Orlando	23	21, (42), 23
Nashville	(22), 32	40, (50), 62
Grand Rapids	-	(31), 63, 61, 33
New Orleans	(17), 34	60, 27
New York	(25)	-
San Jose	-	-
Colorado	-	49, 58
Los Angeles	44	(21), 48
Las Vegas	(43)	-
Arizona	45	-
Grand Rapids	(32), 35	(44), 42, 26
Nashville	50, (17)	30, 56

Numbers in (parentheses) indicate field goal was made.

All-Purpose	Rush	Rec	FG	KR	IR	Total	Avg.
Douglas, Henry	3	1,019	138	1,038	0	2,243	186.9
Molden, Etu	19	1,158	0	125	19	1,321	88.1
Johnson, C.J.	2	390	0	285	0	677	135.4
McDaniel, Jeremy	9	601	19	29	0	658	59.8
Shaw, Russell	10	488	5	92	23	618	38.6
Pauley, Charles	0	298	0	7	0	305	33.9
McMillen, Bob	178	126	0	0	0	304	19.0
Alfonzo, DeJuan	1	204	0	0	0	205	12.8
McGourty, Jamie	63	39	0	0	0	102	11.3
Cook, Charlie	39	35	0	4	0	78	6.5
Moyer, John	0	38	0	0	0	38	2.5
Wright, Carlos	0	9	0	13	0	22	22.0
Phillyaw, Raymond	20	0	0	0	0	20	1.4
Bleisath, D.J.	0	18	0	0	0	18	1.3
Johnson, Jeroid	0	0	0	12	0	12	0.9
Howard, Todd	0	0	0	0	10	10	1.1
Lukins, Tony	0	0	0	3	0	0	0.3
Hammel, Todd	2	0	0	0	0	2	0.3
<b>Rush</b>	<b>346</b>	<b>4,423</b>	<b>162</b>	<b>1,653</b>	<b>52</b>	<b>6,636</b>	<b>414.8</b>
<b>Opponents</b>	<b>366</b>	<b>4,326</b>	<b>25</b>	<b>1,250</b>	<b>131</b>	<b>6,098</b>	<b>381.1</b>

# 2005 Regular Season STATS

Defensive Leaders	GP	-----Tackles-----				-Sacks-		-Pass Def-		Fumbles		Bikd	
		UT	AT	Total	TFL	No-Yds	Int-Yds	BU	QBH	Rcv	FF	Kick	Saf
Jerold Johnson	14	59	28	73.0	2.0-4	.	.	13	.	3-11	2	.	.
Russell Shaw	16	47	12	53.0	2.0-4	.	3-23	9	.	1-0	.	.	2
Tony Lukins	11	45	12	51.0	1.0-1	.	.	8	1	1-0	1	.	.
DeJuan Alfonso	16	35	28	49.0	2.0-4	.	1-0	3	.	.	3	.	.
Todd Howard	9	24	13	30.5	1.0-5	.	2-10	8	.	1-0	1	.	.
Etu Molden	15	19	18	28.0	2.0-4	.	3-19	.	.	1-0	1	.	.
John Moyer	15	22	11	27.5	9.0-33	6.0-19	.	3	9	3-10	2	4	1
D.J. Bleisath	14	14	14	21.0	3.5-6	1.0-1	.	1	1	.	.	.	.
Bob McMillen	16	15	10	20.0	2.0-10	1.0-9	.	8	3	.	.	.	.
Greg Williams	5	12	5	14.5	.	.	.	2	.	.	.	.	.
Charles Pauley	9	11	6	14.0	.	.	1-0	4	.	.	1	.	.
Charlie Cook	12	9	5	11.5	.	.	.	.	2	.	.	.	.
Jamie McGourty	9	8	7	11.5	0.5-2	.	.	.	1	2-0	.	.	.
John Sikora	15	8	7	11.5	0.5-1	.	.	.	1	.	.	.	.
Jeremy McDaniel	11	7	6	10.0	0.5-1	.	.	1	.	.	.	.	.
John Thomas	10	6	8	10.0	3.5-9	1.5-7	.	1	1	1-0	.	.	.
Frank Moore	16	6	5	8.5	2.5-3	1.0-2	.	.	.	.	.	.	.
Scott Pospisil	10	4	7	7.5	.	1.0-0	.	1	.	.	1	.	.
Keith Gispert	16	6	1	6.5	.	.	.	.	.	.	.	.	.
Gladston Taylor	8	3	3	4.5	1.0-2	.	.	.	.	.	.	.	.
Team	9	3	.	3.0	2.0-7	2.0-7	.	.	.	.	1	.	.
Chad Pegues	2	1	1	1.5	.	.	.	.	1	.	.	.	.
Colin Greczek	11	1	1	1.5	.	.	.	.	.	.	.	.	.
Henry Douglas	12	1	1	1.5	.	.	.	.	.	.	.	.	.
Carlos Wright	1	1	.	1.0	.	.	.	.	.	.	.	.	.
Jon McCall	7	.	2	1.0	0.5-1	.	.	1	.	.	.	.	.
Raymond Philyaw	14	1	.	1.0	.	.	.	.	.	.	.	.	.
Travis McDonald	1	.	1	0.5	.	.	.	.	.	.	.	.	.
Rush	16	366	206	469.0	34-92	13-41	10-52	63	19	12-21	13	4	3
Opponents	16	396	212	502.0	18-63	8-45	16-131	52	27	12-34	12	2	1

RUSH	TEAM	OPPONENT
16,036, 2/6 vs. Philadelphia	Attendance	17, 171, 2/19 @ Columbus
75, 4/17 vs. Colorado	Most Points	66, 1/30 @ Dallas
35, 2/25 vs. Orlando	Fewest Points	38, 3/6 vs. Nashville
24 points, 4/17 vs. Colorado	Largest Winning Margin	13 points (twice), last 2/25 vs. Orlando
41, 4/17 vs. Colorado	Most Points, 1st Half	42, 1/30 @ Dallas
13, 3/13 @ Grand Rapids	Least Points, 1st Half	14, 2/6 vs. Philadelphia
35, 3/13 @ Grand Rapids	Most Points, 2nd Half	31, 2/25 vs. Orlando
12, 3/20 vs. New Orleans	Least Points, 2nd Half	7, 3/20 vs. New Orleans
28, 1/30 @ Dallas (2nd)	Most Points, Quarter	28, 1/30 @ Dallas (1st)
0, 2/19 @ Columbus (3rd)	Least Points, Quarter	0, (twice), last 3/20 vs. New Orleans (3rd)

RUSH	INDIVIDUAL	OPPONENT
406, 2/13 @ Colorado (Philyaw)	Yards Passing	398, 1/30 @ Dallas (Clint Stoerner)
8, 4/17 vs. Colorado (Philyaw)	Touchdown Passes 6 (five times), last 4/17 vs. Colorado (John Dutton)	
13, 2/13 @ Colorado (Douglas)	Receptions	10, 2/19 @ Columbus (Cornelius White)
192, 2/13 @ Colorado (Douglas)	Receiving Yards	133, 2/25 vs. Orlando (Jimmy Fryzel)
5, 4/17 vs. Colorado (Molden)	Receiving Touchdowns	5, 2/6 vs. Philadelphia (Sean Scott)
7, 4/10 vs. San Jose (McMillen)	Rushing Attempts	9, 3/13 @ Grand Rapids (Michael Bishop)
25, 3/6 vs. Nashville (McMillen)	Rushing Yards	32, 3/13 @ Grand Rapids (Michael Bishop)
2, 1/30 @ Dallas (Molen), 2/6 vs. Philly (Philyaw)	Rushing Touchdowns	2, 4/2 @ New York (Josh White)
24 yards, 1/30 @ Dallas (McMillen)	Longest Rush	17 yards, 3/13 @ Grand Rapids (Reece)
9, 4/17 vs. Colorado (Gispert)	Most PAT, Made	7 (twice), last 2/19 @ Columbus (Steve Videtich)
11, 4/17 vs. Colorado (Gispert)	Most PAT, Attempted	8, 1/30 @ Dallas (Carlos Martinez)
3, 2/13 @ Colorado (Gispert)	Most Field Goals Made	2 (three times), last 2/25 vs. Orlando (Gowins)
173, 1/30 @ Dallas (Douglas)	Combined Return Yards	115, 2/6 vs. Philadelphia (Steve Smith)
29 yards, (twice) 2/6 vs. Philly & 2/13 @ Col. (Gispert)	Longest Field Goal	50 yards, 2/6 vs. Philadelphia (D. Schorejs)
58 yards (twice), last 3/20 vs. New Orleans (Molden)	Longest Kickoff Return	56 yards, 2/19 @ Columbus (S. Robinson)
53 yards, 4/17 vs. Colorado (Douglas)	Longest MFG Return	N/A
1 (seven times), last 4/17 vs. Colorado (Shaw)	Interceptions	1 (11 times), last 4/17 vs. Colorado (R. Floyd)
1.0 (four times), last 4/2 @ New York (Moyer)	Sacks	1.0 (five times), last 4/10 vs. San Jose (Joe Jacobs)
9.0, 3/20 vs. New Orleans (Johnson)	Tackles	9.5, 3/20 vs. New Orleans (M. Montgomery)

# 2006 Regular Season STATS

Date	Opponent	Score	Attend
Jan. 29	@ Colorado	L, 65-56	14,832
Feb. 3	New York	L, 51-47	14,947
Feb. 12	Nashville	W, 56-55 (OT)	12,663
Feb. 18	@ Los Angeles	W, 65-46	12,554
Feb. 26	San Jose	W, 54-48 (OT)	12,950
March 5	Dallas	L, 59-42	13,503
March 10	Colorado	L, 49-42	13,807
March 17	@ Nashville	L, 48-47	8,772
March 26	Grand Rapids	W, 51-44	15,228
April 2	@ Orlando	L, 55-27	13,111
April 9	@ Philadelphia	L, 56-55 (OT)	14,778
April 15	@ Arizona	L, 61-42	11,790
April 23	Las Vegas	W, 67-47	16,230
April 29	@ Georgia	L, 55-20	13,087
May 6	Utah	W, 84-48	16,154
May 13	@ Grand Rapids	W, 70-47	7,280

Score By Quarter	1st	2nd	3rd	4th	OT	Total
Rush	171	253	137	244	20	825
Opponents	154	265	154	247	14	834

Team Statistics	CHI	OPP
<b>SCORING</b>	<b>825</b>	<b>834</b>
Points Per Game	51.6	52.1
<b>FIRST DOWNS</b>	<b>303</b>	<b>333</b>
Rushing	38	50
Passing	231	237
Penalty	34	46
<b>RUSHING YARDAGE</b>	<b>385</b>	<b>441</b>
Rushing Attempts	134	145
TDs Rushing	20	27
<b>PASSING YARDAGE</b>	<b>4,181</b>	<b>4,142</b>
Att-Comp-Int	555-371-8	583-377-16
TDs Passing	79	86
<b>TOTAL OFFENSE</b>	<b>4,566</b>	<b>4,583</b>
Total Plays	713	749
Average Per Play	6.4	6.1
Average Per Game	285.4	286.4
<b>KICK RETURNS: #-YARDS</b>	<b>99-1,774</b>	<b>102-1,769</b>
FG RETURNS: #-YARDS	9-257	6-131
INT RETURNS: #-YARDS	16-152	8-148
<b>KICK RETURN AVERAGE</b>	<b>17.9</b>	<b>17.3</b>
FG RETURN AVERAGE	28.6	21.8
INT RETURN AVERAGE	9.5	18.5
<b>FUMBLES-LOST</b>	<b>23-11</b>	<b>25-13</b>
<b>PENALTIES-YARDS</b>	<b>128-740</b>	<b>91-551</b>
Average Per Game	46.2	34.4
<b>TIME OF POSSESSION/GAME</b>	<b>31:04</b>	<b>30:24</b>
<b>3RD-DOWN CONVERSIONS</b>	<b>56/110</b>	<b>45/107</b>
<b>4TH-DOWN CONVERSIONS</b>	<b>11/27</b>	<b>17/27</b>
<b>SACKS BY-YARDS</b>	<b>21-129</b>	<b>24-115</b>
<b>TOUCHDOWNS SCORED</b>	<b>112</b>	<b>117</b>
<b>FIELD GOALS-ATTEMPTS</b>	<b>15-31</b>	<b>9-20</b>
<b>PAT-ATTEMPTS</b>	<b>80-91</b>	<b>99-110</b>
<b>ATTENDANCE</b>	<b>115,482</b>	<b>96,204</b>
Games/Avg Per Game	8/14,435	8/12,026

Rushing	G	Att	Yds	Avg	TD	Lg	Avg/G
D'Orazio, Matt	15	56	162	2.9	10	19	10.8
McMillen, Bob	16	37	89	2.4	6	17	5.6
Cook, Charlie	9	12	66	5.5	3	17	7.3
Bishop, Michael	7	11	43	3.9	1	9	6.1
Bleisath, DJ	12	4	10	2.5	0	7	0.8
Johnson, C.J.	12	6	6	1.0	0	7	0.5
White, Cornelius	10	1	6	6.0	0	6	0.6
Molden, Etu	12	2	6	3.0	0	5	0.5
Sippio, Bobby	5	2	3	1.5	0	3	0.6
Dantzler, Woody	6	2	1	0.5	0	1	0.2
Alfonzo, DeJuan	13	1	-7	-7.0	0	-7	-0.5
<b>Rush</b>	<b>16</b>	<b>134</b>	<b>385</b>	<b>2.9</b>	<b>20</b>	<b>19</b>	<b>24.1</b>
<b>Opponents</b>	<b>16</b>	<b>145</b>	<b>441</b>	<b>3.0</b>	<b>27</b>	<b>27</b>	<b>27.6</b>

Receiving	G	No.	Yds	Avg	TD	Lg	Avg/G
Molden, Etu	12	67	694	10.4	10	38	57.8
Johnson, C.J.	12	66	743	11.3	8	40	61.9
White, Cornelius	10	44	572	13.0	9	30	57.2
Sippio, Bobby	5	38	654	17.2	17	45	130.8
Robinson, Dennison	16	36	319	8.9	5	24	19.9
Dantzler, Woody	6	26	333	12.8	5	35	55.5
Shaw, Russell	12	26	277	10.7	5	30	23.1
Alfonzo, DeJuan	13	20	213	10.7	5	24	16.4
Ibhe, Buchie	5	16	205	12.8	6	30	41.0
Douglas, Henry	2	11	113	10.3	2	30	56.5
McMillen, Bob	16	7	36	5.1	0	11	2.2
Cook, Charlie	9	5	41	8.2	2	16	4.6
Moyer, John	12	4	47	11.8	3	30	3.9
Bleisath, D.J.	12	2	18	9.0	0	15	1.5
Sikora, John	16	2	15	7.5	2	8	0.9
Eason, Curtis	12	1	16	16.0	0	16	1.3
<b>Rush</b>	<b>16</b>	<b>371</b>	<b>4,296</b>	<b>11.6</b>	<b>79</b>	<b>45</b>	<b>268.5</b>
<b>Opponents</b>	<b>16</b>	<b>377</b>	<b>4,271</b>	<b>11.3</b>	<b>86</b>	<b>47</b>	<b>266.9</b>

Kick Returns	No.	Yds	Avg	TD	Lg
Wright, Carlos	59	1,325	22.5	3	57
Douglas, Henry	12	209	17.4	0	32
Shaw, Russell	7	95	13.6	0	23
Alfonzo, DeJuan	7	37	5.3	2	11
Robinson, Dennison	5	9	1.8	0	5
Sippio, Bobby	4	65	16.2	0	20
Unertl, Jeremy	2	6	3.0	1	6
Howard, Todd	1	0	0.0	0	0
Molden, Etu	1	20	20.0	0	20
Johnson, C.J.	1	8	8.0	0	8
<b>Rush</b>	<b>99</b>	<b>1,774</b>	<b>17.9</b>	<b>6</b>	<b>57</b>
<b>Opponents</b>	<b>102</b>	<b>1,769</b>	<b>17.3</b>	<b>1</b>	<b>58</b>

Interceptions	No.	Yds	Avg	TD	Lg
Unertl, Jeremy	8	108	13.5	1	45
Robinson, Dennison	5	38	7.6	0	27
Shaw, Russell	2	5	2.5	0	5
Taylor, Marvin	1	1	1.0	0	1
<b>Rush</b>	<b>16</b>	<b>152</b>	<b>9.5</b>	<b>1</b>	<b>45</b>
<b>Opponents</b>	<b>8</b>	<b>148</b>	<b>18.5</b>	<b>1</b>	<b>45</b>

Passing	G	Rating	Cmp-Att-Int	Pct.	Yds	TD	Lg	Avg/G
D'Orazio, Matt	15	123.7	305-443-5	68.8	3,546	63	45	236.4
Bishop, Michael	7	94.7	55-91-3	60.4	623	10	32	89.0
Abdul-Khaliq, Asad	5	99.7	7-16-0	43.8	115	2	38	23.0
Johnson, CJ	12	118.7	4-4-0	100.0	12	4	5	1.0
Dantzler, Woody	6	39.6	0-1-0	0.0	0	0	0	0.0
<b>Rush</b>	<b>16</b>	<b>119.6</b>	<b>371-555-8</b>	<b>66.8</b>	<b>4,496</b>	<b>79</b>	<b>45</b>	<b>261.3</b>
<b>Opponents</b>	<b>16</b>	<b>111.9</b>	<b>377-583-16</b>	<b>64.7</b>	<b>4,271</b>	<b>86</b>	<b>47</b>	<b>258.9</b>



# 2006 Regular Season STATS

FG Returns	No.	Yds	Avg	TD	Lg
Johnson, C.J.	4	191	47.8	3	56
Unertl, Jeremy	2	42	21.0	0	19
Robinson, Dennison	1	16	16.0	0	16
Shaw, Russell	1	8	8.0	0	8
Sippio, Bobby	1	0	0.0	0	0
<b>Rush</b>	<b>9</b>	<b>257</b>	<b>28.6</b>	<b>3</b>	<b>56</b>
<b>Opponents</b>	<b>6</b>	<b>131</b>	<b>21.8</b>	<b>1</b>	<b>50</b>

Total Offense	G	Plays	Rush	Pass Total	Avg/G	
D'Orazio, Matt	15	499	162	3,546	3,708	247.2
Bishop, Michael	7	102	43	623	666	95.1
Abdul-Khaliq, Asad	5	16	0	115	115	23.0
McMillen, Bob	16	37	89	0	89	5.6
Cook, Charlie	9	12	66	0	66	7.3
Johnson, C.J.	12	10	6	12	18	1.5
Bleisath, D.J.	12	4	10	0	10	0.8
White, Cornelius	10	1	6	0	6	0.6
Molden, Etu	12	2	6	0	6	0.5
Sippio, Bobby	5	2	3	0	3	0.6
Dantzler, Woody	6	3	1	0	1	0.2
Alfonzo, DeJuan	13	1	-7	0	-7	-0.5
Team	10	0	0	-115	-115	-11.5
Rush	16	689	385	4181	4566	285.4
Opponents	16	728	441	4142	4583	286.4

Scoring	TD	-----PATs-----					
		FGs	Kick	Rush	Rcv	Pass	Pts
Sippio, Bobby	17	0-0	0-0	0-0	0	0-0	102
Frantz, Dan	0	9-17	53-58	0-0	0	0-0	80
Johnson, C.J.	11	0-0	0-0	0-0	1	0-0	68
D'Orazio, Matt	10	0-0	0-0	2-5	0	5-10	64
Molden, Etu	10	0-0	0-0	0-0	1	0	62
White, Cornelius	9	0-0	0-0	0-0	2	0-0	58
Alfonzo, DeJuan	8	0-0	0-0	3-3	0	0-0	56
Gispert, Keith	0	6-13	24-27	0-0	0	0-0	42
Shaw, Russell	6	0-0	0-0	0-0	0	0-0	36
McMillen, Bob	6	0-0	0-0	0-0	0	0-0	36
Ibeh, Buchie	6	0-0	0-0	0-0	0	0-0	36
Cook, Charlie	6	0-0	0-0	0-0	0	0-0	36
Robinson, Dennison	5	0-0	0-0	1-0	0	0-0	32
Dantzler, Woody	5	0-0	0-0	0-0	0	0-0	30
Moyer, John	3	0-0	0-0	0-0	0	0-0	18
Wright, Carlos	3	0-0	0-0	0-0	0	0-0	18
Douglas, Henry	2	0-0	0-0	0-0	1	0-0	14
Sikora, John	2	0-0	0-0	0-0	0	0-0	12
Unertl, Jeremy	2	0-0	0-0	0-0	0	0-0	12
Bishop, Michael	1	0-0	0-0	0-1	0	0-0	6
Eason, Curtis	0	0-0	0-0	0-0	0	0-0	4
Azar, Steven	0	0-1	3-5	0-0	0	0-0	3
Abdul-Khaliq, Asad	0	0-0	0-0	0-1	0	0-0	0
Howard, Todd	0	0-0	0-1	0-0	0	0-0	0
<b>Rush</b>	<b>112</b>	<b>15-31</b>	<b>80-91</b>	<b>6-10</b>	<b>5</b>	<b>5-10</b>	<b>825</b>
<b>Opponents</b>	<b>117</b>	<b>9-20</b>	<b>99-110</b>	<b>1-2</b>	<b>1</b>	<b>1-5</b>	<b>834</b>

Field Goals	Fgm-Fga	Pct	1-19	20-29	30-39	40-49	50-99	Lg	Blk
Azar, Steven	0-1	0.0	0-1	0-0	0-0	0-0	0-0	0	0
Frantz, Dan	9-17	52.9	1-1	5-6	1-3	1-1	1-6	52	2
Gispert, Keith	6-13	46.2	0-1	4-5	1-3	1-3	0-1	43	1
<b>Rush</b>	<b>15-31</b>	<b>48.4</b>	<b>1-3</b>	<b>9-11</b>	<b>2-6</b>	<b>2-4</b>	<b>1-7</b>	<b>52</b>	<b>3</b>

FG Sequence	Rush	Opponent
Colorado	-	-
New York	18	(27), 36
Nashville	56, 53	64
Los Angeles	(26), (20), (27)	(18), (28)
San Jose	-	56
Dallas	(46), (52), (19)	(25)
Colorado	38	-
Nashville	55, (32), (27), 23	51, 51, 22
Grand Rapids	(24)	(36), 38
Orlando	(24), (43)	-
Philadelphia	(33), (29), 40, 48	41, 52, 61
Arizona	35, 19	-
Las Vegas	62, (25), 38, 25	(35), (26)
Georgia	54, 61	54
Utah	(28), 37	-
Grand Rapids	-	(19), (21)

Numbers in parentheses indicate field goal was made.

All-Purpose	Rush	Rec	FG	KR	IR	Total	Avg.
Wright, Carlos	14	0	0	1,325	0	1,325	94.6
Johnson, C.J.	6	743	191	8	0	948	79.0
Sippio, Bobby	3	654	0	65	0	722	144.4
Molden, Etu	6	694	0	20	0	720	60.0
White, Cornelius	6	572	0	0	0	578	57.8
Shaw, Russell	0	277	8	95	5	385	32.1
Robinson, Dennison	0	319	16	9	38	382	23.9
Dantzler, Woody	1	333	0	0	0	334	55.7
Douglas, Henry	0	113	0	209	0	322	161.0
Alfonzo, DeJuan	-7	213	0	37	0	243	18.7
Ibeh, Buchie	0	205	0	0	0	205	41.0
D'Orazio, Matt	162	0	0	0	0	162	10.8
Unertl, Jeremy	0	0	42	6	108	156	11.1
McMillen, Bob	89	36	0	0	0	125	7.8
Cook, Charlie	66	41	0	0	0	107	11.9
Moyer, John	0	47	0	0	0	47	3.9
Bishop, Michael	43	0	0	0	0	43	6.1
Bleisath, D.J.	10	18	0	0	0	28	2.3
Eason, Curtis	0	16	0	0	0	16	1.3
Sikora, John	0	15	0	0	0	15	0.9
Taylor, Marvin	0	0	0	0	1	1	0.2
<b>Rush</b>	<b>385</b>	<b>4,296</b>	<b>257</b>	<b>1774</b>	<b>152</b>	<b>6864</b>	<b>429.0</b>
<b>Opponents</b>	<b>441</b>	<b>4,271</b>	<b>131</b>	<b>1769</b>	<b>148</b>	<b>6760</b>	<b>422.5</b>



# 2006 Regular Season STATS

Defensive Leaders	GP	-----Tackles-----				-Sacks-		-Pass Def-		Fumbles		Blkd Kick		Saf
		UT	AT	Total	TFL	No-Yds	Int-Yds	BU	QBH	Rcv	FF	Kick		
Jeremy Unertl	14	64	21	74.5	-	-	8-108	12	1	1-0	1	-	-	-
Dennison Robinson	16	61	20	71.0	1.0-5	-	5-38	9	1	-	2	-	-	-
DeJuan Alfonzo	13	36	26	49.0	0.5-0	-	-	2	1	2-49	1	-	-	1
Russell Shaw	12	39	8	43.0	1.0-3	-	2-5	5	-	2-7	-	-	-	-
Joe Peters	13	25	6	28.0	3.0-18	2.0-16	-	1	2	-	-	-	-	-
Carlos Wright	14	22	11	27.5	-	-	-	1	-	-	-	1	-	-
Marvin Taylor	5	24	2	25.0	1.0-1	-	1-1	1	-	1-0	-	-	-	-
Cornelius White	10	21	8	25.0	0.5-1	-	-	2	-	1-0	1	-	-	-
Khreem Smith	16	18	9	22.5	10.0-61	8.0-57	-	2	15	-	6	1	-	-
Etu Molden	12	16	10	21.0	-	-	-	1	-	-	1	-	-	-
D.J. Bleisath	12	14	14	21.0	4.0-21	3.0-16	-	2	2	1-0	1	-	-	-
Curtis Eason	12	12	10	17.0	2.5-12	2.5-12	-	-	2	1-2	-	-	-	2
Bob McMillen	16	10	10	15.0	3.5-10	1.5-8	-	1	1	-	-	-	-	-
Tony Lukins	3	13	3	14.5	-	-	-	5	-	-	-	-	-	-
Todd Howard	3	13	1	13.5	-	-	-	-	2	-	-	-	-	-
John Moyer	12	7	8	11.0	0.5-2	0.5-2	-	4	3	1-0	-	1	-	-
John Sikora	16	7	6	10.0	1.5-5	0.5-3	-	2	-	-	-	-	-	-
Charlie Cook	9	4	10	9.0	2.0-9	2.0-9	-	3	-	3-26	1	-	-	-
Woody Dantzler	6	3	5	5.5	-	-	-	-	-	-	-	-	-	-
Nick Myers	8	3	3	4.5	1.0-6	1.0-6	-	-	-	-	-	-	-	-
Buchie Ibeh	5	4	-	4.0	-	-	-	-	-	-	-	-	-	-
Dan Frantz	9	3	1	3.5	-	-	-	-	-	-	-	-	-	-
C.J. Johnson	12	3	-	3.0	-	-	-	-	-	-	-	-	-	-
Matt D'Orazio	15	3	-	3.0	-	-	-	-	-	-	-	-	-	-
Tango McCauley	14	2	1	2.5	-	-	-	1	-	-	-	-	-	-
Frank Moore	15	1	2	2.0	-	-	-	-	1	-	-	-	-	-
Michael Bishop	7	-	1	0.5	-	-	-	-	-	-	-	-	-	-
<b>Rush</b>	<b>16</b>	<b>428</b>	<b>196</b>	<b>526.0</b>	<b>32-154</b>	<b>21-129</b>	<b>16-152</b>	<b>54</b>	<b>31</b>	<b>13-84</b>	<b>14</b>	<b>3</b>	<b>3</b>	
<b>Opponents</b>	<b>16</b>	<b>402</b>	<b>260</b>	<b>532.0</b>	<b>35-160</b>	<b>24-115</b>	<b>8-148</b>	<b>41</b>	<b>24</b>	<b>11--11</b>	<b>14</b>	<b>3</b>	<b>1</b>	

RUSH	TEAM	OPPONENT
16, 2/26 vs. San Jose (D'Orazio).....	Attendance.....	14,832, 1/29 @ Colorado
84, 5/6 vs. Utah.....	Most Points.....	65, 1/29 @ Colorado
20, 4/29 @ Georgia.....	Fewest Points.....	44, 3/26 vs. Grand Rapids
36 points, 5/6 vs. Utah.....	Largest Winning Margin.....	35 points, 4/29 @ Georgia
47, 5/6 vs. Utah.....	Most Points, 1st Half.....	42, 4/29 @ Georgia
7, 4/29 @ Georgia.....	Least Points, 1st Half.....	13, 4/23 vs. Las Vegas and 5/6 vs. Utah
37, 5/6 vs. Utah.....	Most Points, 2nd Half.....	37, 1/29 @ Colorado
7, 4/2 @ Orlando.....	Least Points, 2nd Half.....	13, 4/29 @ Georgia
28, 2/12 vs. Nashville and 4/9 @ Philadelphia.....	Most Points, Quarter.....	28, 3/10 vs. Col., 4/29 @ Geo., 5/6 vs. Utah
0, 3/5 vs. Dallas, 3/10 vs. Colorado.....	Least Points, Quarter.....	0, 2/3 vs. NY, 3/10 vs. Col., 5/6 vs. Utah
4/2 @ Orlando, 4/15 @ Arizona, 4/29 @ Georgia		

RUSH	INDIVIDUAL	OPPONENT
351, 2/26 vs. San Jose (D'Orazio).....	Yards Passing.....	368, 2/12 vs. Nashville (Clint Stoerner)
8, 4/23 vs. Las Vegas (D'Orazio).....	Touchdown Passes.....	8, 1/29 @ Colorado (John Dutton)
12, 3/5 vs. Dallas (Johnson).....	Receptions.....	13, 5/13 @ Grand Rapids (Josh Bush)
217, 5/6 vs. Utah (Sippio).....	Receiving Yards.....	155, 2/12 vs. Nashville (T.T. Toliver)
6, 4/23 vs. Las Vegas and 5/6 vs. Utah (Sippio).....	Receiving Touchdowns.....	4 (3 times), last 4/15 @ AZ (Randy Gatewood)
10, 1/29 @ Colorado (D'Orazio).....	Rushing Attempts.....	8, 4/2 @ Orlando (Moye-Moore)
29, 5/13 @ Grand Rapids (Cook).....	Rushing Yards.....	40, 4/2 @ Orlando (Joe Hamilton)
3, 1/29 @ Colorado (D'Orazio).....	Rushing Touchdowns.....	2 (3 times), last 4/9 @ Philadelphia (Ours)
19 yards, 2/26 vs. San Jose (D'Orazio).....	Longest Rush.....	27 yards, 3/17 @ Nashville (Murray)
11, 5/6 vs. Utah (Frantz).....	Most PAT, Made.....	9, 1/29 @ Colorados (Clay Rush)
11, 5/6 vs. Utah (Frantz).....	Most PAT, Attempted.....	9, 1/29 @ Colorados (Clay Rush)
3, 2/18 @ Los Angeles & 3/5 vs. Dallas (Frantz).....	Most Field Goals Made.....	2 (three times), last 5/13 @ GR (P. Martinez)
194, 4/9 @ Philadelphia (Wright).....	Combined Return Yards.....	166, 2/18 @ Los Angeles (Kevin Ingram)
52 yards, 3/5 vs. Dallas (Frantz).....	Longest Field Goal.....	36 yards, 3/26 vs. Grand Rapids (P. Martinez)
57 yards (TD), 4/9 @ Philadelphia (Wright).....	Longest Kickoff Return.....	58 yards (TD), 2/3 vs. New York (Will Holder)
56 yards, (TD) 2/26 vs. San Jose (Johnson).....	Longest MFG Return.....	50 yards (TD), 4/15 @ Arizona (Diamond)
2, 2/26 vs. San Jose (Unertl), 5/13 @ GR (Robinson).....	Interceptions.....	1 (6 times), last 4/15 @ Arizona (Lawson)
2.0, 2/12 vs. Nashville (Bleisath), 5/13 @ GR (Peters).....	Sacks.....	2.0 (four times), last 4/29 @ Georgia (Setzer)
8.5 (five times), last 5/13 @ Grand Rapids (Robinson).....	Tackles.....	15.0, 3/10 vs. Colorado (Rashad Floyd)

# 2007 Regular Season STATS

Date	Opponent	Score	Attend
Mar 4	@ Kansas City	L, 54-41	13,600
Mar 9	San Jose	W, 48-45	16,201
Mar 18	New York	W, 61-40	16,128
Mar 24	@ Columbus	W, 55-47	16,390
Apr 1	Los Angeles	W, 66-31	15,846
Apr 7	@ Nashville	W, 66-54	7,332
Apr 21	@ Grand Rapids	W, 75-54	10,622
Apr 30	Philadelphia	W, 54-43	14,529
May 7	Colorado	W, 59-48	14,528
May 14	@ Dallas	L, 52-48	12,518
May 19	Nashville	L, 44-27	16,142
May 26	@ Arizona	W, 53-47	9,663
Jun 2	@ Los Angeles	L, 50-47	13,142
Jun 9	Grand Rapids	W, 55-32	15,113
Jun 18	@ Colorado	W, 66-57	14,175
Jun 23	Kansas City	W, 48-21	16,391

Score By Quarter	1st	2nd	3rd	4th	Total
Rush	152	277	205	235	869
Opponents	177	198	121	223	719

Team Statistics	CHI	OPP
<b>SCORING</b>	869	719
Points Per Game	54.3	44.9
<b>FIRST DOWNS</b>	297	333
Rushing	44	49
Passing	198	234
Penalty	55	50
<b>RUSHING YARDAGE</b>	336	404
Rushing Attempts	129	149
TDs Rushing	28	31
<b>PASSING YARDAGE</b>	3,742	3,970
Att-Comp-Int	511-354-10	612-379-24
TDs Passing	83	65
<b>TOTAL OFFENSE</b>	4,078	4,374
Total Plays	665	775
Average Per Play	6.1	5.6
Average Per Game	254.9	273.4
<b>KICK RETURNS: #-YARDS</b>	72-1,357	97-1,871
<b>MFG RETURNS: #-YARDS</b>	9-180	7-57
<b>INT RETURNS: #-YARDS</b>	24-306	10-63
<b>KICK RETURN AVERAGE</b>	18.8	19.3
<b>MFG RETURN AVERAGE</b>	20.0	8.1
<b>INT RETURN AVERAGE</b>	12.8	6.3
<b>FUMBLES-LOST</b>	10-7	26-19
<b>PENALTIES-YARDS</b>	127-757	140-871
Average Per Game	47.3	54.4
<b>TIME OF POSSESSION/GAME</b>	29:24	30:36
<b>3RD-DOWN CONVERSIONS</b>	42/94	56/123
<b>4TH-DOWN CONVERSIONS</b>	13/22	19/33
<b>SACKS BY-YARDS</b>	14-76	25-91
<b>TOUCHDOWNS SCORED</b>	121	99
<b>FIELD GOALS-ATTEMPTS</b>	11-27	12-26
<b>PAT-ATTEMPTS</b>	104-115	77-91
<b>ATTENDANCE</b>	124,878	97,477
Games/Avg Per Game	8/15,610	8/12,185

Passing	G	Rating	Cmp-Att-Int	Pct.	Yds	TD	Lg	Avg/G
D'Orazio, Matt	16	122.4	351-506-10	69.4	3,787	82	48	236.7
Michna, Russ	3	109.7	2-3-0	66.7	44	0	34	14.7
Sippio, Bobby	13	39.58	0-1-0	0.0	0	0	0	0.0
McMillen, Bob	16	118.7	1-1-0	100.0	2	1	1	0.1
Team	16	39.58	0-0-0	0.0	-91	0	0	-0.7
<b>Rush</b>	16	121.7	354-511-10	69.3	3,742	83	48	233.9
<b>Opponents</b>	16	90.93	379-612-24	61.9	3,970	65	45	248.1

Rushing	G	Att	Yds	Avg	TD	Lg	Avg/G
D'Orazio, Matt	16	61	134	2.2	12	18	8.4
McMillen, Bob	16	35	96	2.6	5	14	5.7
Alfonzo, DeJuan	16	13	57	4.4	7	38	3.6
Mager, Rob	10	5	27	5.4	2	11	2.7
Sippio, Bobby	13	4	11	2.8	0	8	0.8
Merritt, Ahmad	5	4	8	2.0	0	4	1.6
Peters, Joe	16	2	4	2.0	1	3	0.2
Michna, Russ	3	3	1.0	1	2	1.0	
Molden, Etu	4	1	3	3.0	0	3	0.8
Ibeh, Buchie	3	1	-2	-2.0	0	1	-0.7
<b>Rush</b>	16	129	336	2.6	28	38	21.0
<b>Opponents</b>	16	149	404	2.7	31	27	25.2

Receiving	G	No.	Yds	Avg	TD	Lg	Avg/G
Sippio, Bobby	13	125	1737	13.9	53	48	133.6
Mager, Rob	10	75	811	10.8	13	45	81.1
McCullough, Andy	11	60	434	7.2	3	21	39.5
Alfonzo, DeJuan	16	27	245	9.1	7	31	15.3
Merritt, Ahmad	5	4	8	2.0	0	4	1.6
Molden, Etu	4	20	161	8.1	1	14	40.2
McMillen, Bob	16	9	84	9.3	1	31	5.2
Ibeh, Buchie	3	7	71	10.1	0	16	23.7
Beard, Kevin	3	7	47	6.7	0	9	15.7
Boss, Robert	16	2	19	9.5	2	14	1.2
Dantzler, Woody	3	1	15	15.0	0	15	5.0
Moyer, John	16	1	6	6.0	1	6	0.4
<b>Rush</b>	16	354	3,833	10.8	83	48	239.6
<b>Opponents</b>	16	377	4,046	10.7	65	45	252.9

Kick Returns	No.	Yds	Avg	TD	Lg
Ordway, Jonathan	40	812	20.3	3	57
Shaw, Russell	16	321	20.1	0	43
Dantzler, Woody	6	101	16.8	0	27
Alfonzo, DeJuan	4	35	8.8	0	19
Mager, Rob	3	46	15.3	0	16
Sippio, Bobby	1	35	35.0	0	35
McMillen, Bob	1	5	5.0	0	5
Sadler, James	1	2	2.0	0	2
<b>Rush</b>	72	1,357	18.8	3	57
<b>Opponents</b>	97	1,871	19.3	1	58

Interceptions	No.	Yds	Avg	TD	Lg
Robinson, Dennison	7	45	6.4	0	22
Unertl, Jeremy	6	75	12.5	0	26
Alfonzo, DeJuan	6	147	24.5	3	47
Ordway, Jonathan	3	0	0.0	0	0
Moyer, John	1	39	39.0	1	39
Sadler, James	1	0	0.0	0	0
<b>Rush</b>	24	306	12.8	4	47
<b>Opponents</b>	10	63	6.3	1	25

# 2007 Regular Season STATS

FG Returns	No.	Yds	Avg	TD	Lg
Robinson, Dennison	2	45	22.5	0	24
Alfonzo, DeJuan	2	20	10.0	1	12
Shaw, Russell	2	47	23.5	0	25
Merritt, Ahmad	1	32	32.0	0	32
Sadler, James	1	23	23.0	0	23
Ordway, Jonathan	1	13	13.0	0	13
<b>Rush</b>	<b>9</b>	<b>180</b>	<b>20.0</b>	<b>1</b>	<b>32</b>
<b>Opponents</b>	<b>6</b>	<b>57</b>	<b>8.1</b>	<b>0</b>	<b>15</b>

Total Offense	G	Plays	Rush	Pass Total	Avg/G
D'Orazio, Matt	16	567	134	3,787	3,921 245.1
McMillen, Bob	16	36	91	2	93 5.8
Alfonzo, DeJuan	16	13	57	0	57 3.6
Michna, Russ	3	6	3	44	47 15.7
Mager, Rob	10	5	27	0	27 2.7
Sippio, Bobby	13	5	11	0	11 0.8
Merritt, Ahmad	5	4	8	0	8 1.6
Peters, Joe	16	2	4	0	4 0.6
Molden, Etu	4	1	3	0	3 0.8
Ibeh, Buchie	3	1	-2	0	-2 -0.7
Team	13	0	0	-91	-91 -7.0
<b>Rush</b>	<b>16</b>	<b>640</b>	<b>336</b>	<b>3742</b>	<b>4078 254.9</b>
<b>Opponents</b>	<b>16</b>	<b>761</b>	<b>404</b>	<b>3970</b>	<b>4374 273.4</b>

-----PATs-----							
Scoring	TD	FGs	Kick	Rush	Rcv	Pass	Pts
Sippio, Bobby	53	0-0	0-0	0-1	0	0-0	318
Frantz, Dan	0	11-27	104-115	0-0	0	0-0	137
Alfonzo, DeJuan	20	0-0	0-0	0-1	0	0-1	120
Mager, Rob	15	0-0	0-0	0-0	1	0-0	90
D'Orazio, Matt	12	0-0	0-0	1-1	0	1-2	74
McMillen, Bob	6	0-0	0-0	0-0	0	0-0	36
Ordway, Jonathan	3	0-0	0-0	0-0	0	0-0	18
McCullough, Andy	3	0-0	0-0	0-0	0	0-0	18
Boss, Robert	2	0-0	0-0	0-0	1	0-0	14
Merritt, Ahmad	2	0-0	0-0	0-0	0	0-0	12
Moyer, John	2	0-0	0-0	0-0	0	0-0	12
Peters, Joe	1	0-0	0-0	0-0	0	0-0	6
Molden, Etu	1	0-0	0-0	0-0	0	0	6
Michna, Russ	1	0-0	0-0	0-1	0	0-0	6
Sadler, James	0	0-0	0-0	1-0	0	0-0	2
<b>Rush</b>	<b>121</b>	<b>11-27</b>	<b>104-115</b>	<b>2-3</b>	<b>1</b>	<b>1-3</b>	<b>869</b>
<b>Opponents</b>	<b>99</b>	<b>12-26</b>	<b>77-91</b>	<b>2-4</b>	<b>1</b>	<b>1-4</b>	<b>719</b>

Field Goals	Fgm-Fga	Pct	1-19
Frantz, Dan	11-27	40.7	1-1
Rush	11-27	40.7	1-1
<b>Opponents</b>	<b>12-26</b>	<b>46.2</b>	<b>1-2</b>

FG Sequence	Rush	Opponent
Kansas City	-	17
San Jose	(56),36, (39), 57	(25)
New York	27	(48),(24)
Columbus	(40), (29)	63
Los Angeles	51, (22)	29,(34),21
Nashville	(46), 57	30
Grand Rapids	24	(18)
Philadelphia	50, 26, 25	(25)
Colorado	37, (16)	49
Dallas	26	(34)
Nashville	41	48
Arizona	(20), 32	62, 62
Los Angeles	31	(26), 44, (33), 32, (29)
Grand Rapids	-	33, (47), 64
Colorado	(39)	(27)
Kansas City	29, 32, (20), (21)	65

Numbers in parentheses indicate field goal was made.

All-Purpose	Rush	Rec	FG	KR	IR	Total	Avg.
Sippio, Bobby	11	1737	0	35	0	1783	137.2
Mager, Rob	27	811	0	46	0	884	88.4
Ordway, Jonathan	0	0	13	812	0	825	68.8
Alfonzo, DeJuan	57	245	20	35	147	504	31.5
McCullough, Andy	0	434	0	0	0	434	39.5
Shaw, Russell	0	0	47	321	0	368	73.6
Merritt, Ahmad	8	203	32	0	0	243	48.6
McMillen, Bob	91	84	0	5	0	180	11.2
Molden, Etu	3	161	0	0	0	164	41.0
D'Orazio, Matt	134	0	0	0	0	134	8.4
Dantzler, Woody	0	15	0	101	0	116	38.7
Robinson, Dennison	0	0	45	0	45	90	5.6
Unertl, Jeremy	0	0	42	6	75	75	4.7
Ibeh, Buchie	-2	71	0	0	0	69	23.0
Beard, Kevin	0	47	0	0	0	47	15.7
Moyer, John	0	6	0	0	39	45	2.8
Sadler, James	0	0	23	2	0	25	1.9
Boss, Robert	0	19	0	0	0	19	1.2
Peters, Joe	4	0	0	0	0	4	0.2
Michna, Russ	3	0	0	0	0	3	1.0
<b>Rush</b>	<b>336</b>	<b>3,833</b>	<b>180</b>	<b>1,357</b>	<b>306</b>	<b>6,012</b>	<b>375.8</b>
<b>Opponents</b>	<b>404</b>	<b>4,046</b>	<b>57</b>	<b>1,871</b>	<b>63</b>	<b>6,441</b>	<b>402.6</b>

	20-29	30-39	40-49	50-99	Lg	Blk
Frantz, Dan	6-12	2-7	1-2	1-5	56	1
Rush	6-12	2-7	1-2	1-5	56	1
<b>Opponents</b>	<b>6-8</b>	<b>3-6</b>	<b>2-5</b>	<b>0-5</b>	<b>48</b>	<b>0</b>



# 2007 Regular Season STATS

Defensive Leaders	GP	Tackles				Sacks		Pass Def.		Fumbles		Bkld Kick	
		UT	AT	Total	TFL	No-Yds	Int-Yds	BU	QBH	Rcv	FF	Kick	Saf
Dennison Robinson	16	88	28	102.0	.	.	7-45	22	.	3-1	1	.	.
DeJuan Alfonzo	16	66	54	93.0	4.0-6	.	6-147	2	.	6-15	4	.	.
Jeremy Unertl	16	64	17	72.5	1.0-6	.	6-75	22	.	.	2	.	.
James Sadler	13	31	19	40.5	.	.	1-0	5	.	2-0	.	.	.
Jonathan Ordway	12	35	8	39.0	.	.	3-0	13	.	1-0	.	.	.
D.J. Bleisath	14	24	17	32.5	4.5-12	1.0-5	.	3	3	1-0	.	.	.
John Moyer	16	19	23	30.5	7.5-16	3.0-11	1-39	4	7	2-0	1	.	.
Joe Peters	16	15	23	26.5	1.5-3	1.0-0	.	2	6	.	1	.	.
E.J. Burt	16	16	11	21.5	8.0-43	6.0-37	.	5	3	.	4	.	.
Curtis Eason	16	8	17	16.5	3.5-8	1.0-6	.	2	2	1-0	.	.	.
Russell Shaw	5	12	5	14.5	.	.	.	.	.	.	.	.	.
Dan Frantz	16	11	3	12.5	.	.	.	.	.	.	.	.	.
Andy McCollough	11	7	5	9.5	.	.	.	.	.	1-0	.	.	.
Ahmad Merritt	5	4	2	5.0	.	.	.	.	.	.	.	.	.
Bob McMillen	16	3	3	5.0	.	.	.	.	.	.	.	.	.
John Sikora	15	3	2	4.0	.	.	.	.	.	.	.	.	.
Robert Boss	16	3	.	3.0	.	.	.	.	.	1-0	.	.	.
Bobby Sippio	13	2	.	2.0	.	.	.	.	.	.	.	.	.
Etu Molden	4	1	1	1.5	.	.	.	.	.	.	1	.	.
Rob Mager	10	1	.	1.0	.	.	.	.	.	.	.	.	.
Matt D'Orazio	16	1	.	1.0	.	.	.	.	.	.	.	.	.
TEAM	13	1	.	1.0	1.0-9	1.0-9	.	.	.	.	1	.	.
Nick Myers	3	.	1	0.5	.	.	.	.	.	.	.	.	.
Rush	16	415	240	535.0	31-103	14-76	24-306	83	21	19-50	18	.	.
Opponents	16	382	190	477.0	35-123	25-91	10-63	45	16	7-0	8	3	3

RUSH	TEAM	OPPONENT
16,391, 6/23 vs. Kansas City	Attendance	16,390 3/24 @ Columbus
75, 4/21 @ Grand Rapids	Most Points	57, 6/18 Colorado
27, 5/19 vs. Nashville	Fewest Points	21, 6/23 vs. Kansas City
35 points, 4/1 vs. Los Angeles	Largest Winning Margin	17 points, 5/19 vs. Nashville
42, 4/1 vs. Los Angeles	Most Points, 1st Half	34, 4/30 vs. Philadelphia
19, 3/4 @ Kansas City	Least Points, 1st Half	10, 4/1 vs. Los Angeles
48, 4/21 @ Grand Rapids	Most Points, 2nd Half	33, 4/7 @ Nashville, 5/26 @ Arizona & 6/18 @ Colorado
6, 5/19 vs. Nashville	Least Points, 2nd Half	0, 6/23 vs. Kansas City
35, 4/1 vs. Los Angeles (2nd)	Most Points, Quarter	26, 4/7 @ Nashville (4th) & 6/18 @ Colorado (4th)
0, 5/7 vs. Colorado (1st), 5/19 vs. Nashville (4th)	Least Points, Quarter	0, 4/1 vs. Los Angeles (1st), 5/26 @ Arizona (2nd), 6/9 vs. Grand Rapids (1st and 3rd) & 6/23 vs. Kansas City (3rd and 4th)

RUSH	INDIVIDUAL	OPPONENT
336, 4/30 vs Philadelphia (D'Orazio)	Yards Passing	327, 3/9 vs San Jose (Grieb)
7, 6/9 vs Grand Rapids (D'Orazio)	Touchdown Passes	7, 5/7 vs Colorado (John Dutton)
15, 4/30 vs Philadelphia & 5/7 vs Colorado (Sippio)	Receptions	13, 3/9 vs San Jose (Wright)
252, 4/21 @ Grand Rapids (Sippio)	Receiving Yards	161, 5/7 vs Colorado (Harrell)
6, 4/7 @ Nashville & 6/9 vs Grand Rapids (Sippio)	Receiving Touchdowns	6, 5/7 vs Colorado (Harrell)
8, 5/26 @ Arizona (D'Orazio)	Rushing Attempts	17, 5/19 vs Nashville (Alexander)
41 Yards, 6/18 @ Colorado (Alfonzo)	Rushing Yards	71 yards, 5/19 vs Nashville (Alexander)
2 (six times), last 6/18 @ Colorado (Alfonzo)	Rushing Touchdowns	3, 3/4 @ Kansas City (Frederick)
38 yards, 6/18 @ Colorado (Alfonzo)	Longest Rush	27 yards, 3/4 @ Nashville (Murray)
9 (4 times), last 6/18 @ Colorado (Frantz)	Most PAT, Made	7, 5/14 @ Dallas (Sievers)
10, 4/21 @ Grand Rapids (Frantz)	Most PAT, Attempted	8, 6/18 @ Colorado (Ball)
2, 3/9 vs San Jose & 3/24 @ Columbus (Frantz)	Most Field Goals Made	3, 6/2 @ Los Angeles (Hamilton)
167, 5/19 vs Nashville (Shaw)	Combined Return Yards	178, 3/18 vs New York (Holder)
56 Yards, 3/9 vs San Jose (Frantz)	Longest Field Goal	48 Yards, 3/18 vs New York (Warley)
57 yards (TD), 3/9 vs San Jose (Ordway)	Longest Kickoff Return	58 yards (TD), 3/24 @ Columbus (Bush)
32 yards, 3/24 @ Columbus (Merritt)	Longest MFG Return	15 yards, 5/19 vs. Nashville (Hawkins)
2, 3/9 vs San Jose (Unertl)	Interceptions	2, 3/4 @ Kansas City (McEntyren)
2, 3/18 vs New York & 3/24 @ Columbus (Burt)	Sacks	2, 3/24 @ Columbus (Jones) & 4/7 @ Nashville (Giivan)
11.0, 3/4 @ KC (Alfonzo) and 3/9 vs SJ (Robinson)	Tackles	13.5, 5/7 vs. Colorado (Rashad Floyd)

Franchise records in bold

# 2008 Regular Season STATS

Date	Opponent	Score	Attend
Mar 3	San Jose	W, 70-47	15,409
Mar 9	Philadelphia	L, 60-49	16,051
Mar 14	@ Grand Rapids	W, 64-35	10,594
Mar 22	Colorado	W, 70-35	16,036
Mar 28	Arizona	W, 59-35	15,058
Apr 6	@ Orlando	L, 57-56 (OT)	12,483
Apr 14	@ Kansas City	W, 49-42	13,184
Apr 20	Grand Rapids	W, 55-52	16,112
Apr 25	@ Colorado	W, 65-52	11,114
May 5	@ Tampa Bay	W, 51-46	14,491
May 19	Los Angeles	W, 72-28	15,904
May 24	@ Utah	L, 51-48	15,295
May 31	Kansas City	W, 52-47	16,164
Jun 7	@ Cleveland	L, 65-44	11,377
Jun 14	@ Georgia	L, 50-47	11,073
Jun 22	Dallas	W, 75-63	16,260

Score By Quarter	1st	2nd	3rd	4th	OT	Total
Rush	199	250	180	290	7	926
Opponents	172	229	99	257	8	765

Team Statistics	CHI	OPP
<b>SCORING</b>	926	765
Points Per Game	57.9	47.8
<b>FIRST DOWNS</b>	320	318
Rushing	55	35
Passing	223	247
Penalty	42	36
<b>RUSHING YARDAGE</b>	409	329
Rushing Attempts	133	111
TDs Rushing	35	19
<b>PASSING YARDAGE</b>	3,979	4,099
Att-Comp-Int	516-339-12	634-394-23
TDs Passing	83	77
<b>TOTAL OFFENSE</b>	4,388	4,428
Total Plays	658	759
Average Per Play	6.7	5.8
Average Per Game	274.3	276.8
<b>KICK RETURNS: #-YARDS</b>	89-1,432	109-1,849
<b>MFG RETURNS: #-YARDS</b>	6-113	4-68
<b>INT RETURNS: #-YARDS</b>	23-322	12-201
<b>KICK RETURN AVERAGE</b>	16.1	17.0
<b>MFG RETURN AVERAGE</b>	18.8	17.0
<b>INT RETURN AVERAGE</b>	14.0	16.8
<b>FUMBLES-LOST</b>	15-10	23-10
<b>PENALTIES-YARDS</b>	121-704	139-853
Average Per Game	44.0	53.3
<b>TIME OF POSSESSION/GAME</b>	28:43	31:17
<b>3RD-DOWN CONVERSIONS</b>	41/79	59/120
<b>4TH-DOWN CONVERSIONS</b>	11/19	16/29
<b>SACKS BY-YARDS</b>	14-68	9-58
<b>TOUCHDOWNS SCORED</b>	130	107
<b>FIELD GOALS-ATTEMPTS</b>	6-14	9-21
<b>PAT-ATTEMPTS</b>	112-126	88-102
<b>ATTENDANCE</b>	126,994	99,691
Games/Avg Per Game	8/15,874	8/12,451

Rushing	G	Att	Yds	Avg	TD	Lg	Avg/G
Alexander, Dan	16	73	252	3.5	12	13	15.8
Michna, Russ	16	30	98	3.3	14	25	6.1
Morgan, Donovan	15	11	36	3.3	1	8	2.4
Alfonzo, DeJuan	14	11	15	1.4	5	3	1.1
Bonner, Sherdrick	7	2	6	3.0	0	6	0.9
Peaua, John	1	1	3	3.0	1	3	3.0
Moyer, John	14	1	1	1.0	1	1	0.1
Kinsinger, Matt	1	1	-1	-1.0	0	-1	-1.0
LaTendresse, Travis	16	3	-1	-0.3	1	1	-0.1
<b>Rush</b>	16	133	409	3.1	35	25	25.6
<b>Opponents</b>	16	111	329	3.0	19	30	20.6

Receiving	G	No.	Yds	Avg	TD	Lg	Avg/G
Morgan, Donovan	15	113	1300	11.5	24	33	86.7
Harrell, Damian	16	94	1165	12.4	25	45	72.8
LaTendresse, Travis	16	91	1105	12.1	20	30	69.1
Boss, Robert	15	15	187	12.5	3	26	12.5
Alexander, Dan	16	14	141	10.1	5	28	8.8
Dennard, Ryan	3	8	125	15.6	4	27	41.2
Alfonzo, DeJuan	14	2	12	6.0	1	8	0.9
Peters, Joe	15	1	2	2.0	1	2	0.1
Peaua, John	1	1	0	0.0	0	0	0.0
<b>Rush</b>	16	339	4,037	11.9	83	45	252.3
<b>Opponents</b>	16	394	4,167	10.6	77	45	260.4

Kick Returns	No.	Yds	Avg	TD	Lg
Ordway, Jonathan	60	1079	18.0	1	57
Wise, Talib	12	251	20.9	0	37
LaTendresse, Travis	7	85	12.1	0	30
Alfonzo, DeJuan	6	8	1.3	1	11
Unertl, Jeremy	2	6	3.0	0	6
Robinson, Dennison	1	-4	-4.0	0	-4
Sadler, James	1	7	7.0	0	7
<b>Rush</b>	89	1,432	16.1	2	57
<b>Opponents</b>	109	1,849	17.0	3	56

Interceptions	No.	Yds	Avg	TD	Lg
Robinson, Dennison	13	165	12.7	2	45
Unertl, Jeremy	5	114	22.8	2	47
Alfonzo, DeJuan	3	43	14.3	0	34
Moyer, John	1	0	0.0	0	0
Ordway, Jonathan	1	0	0.0	0	0
<b>Rush</b>	23	322	14.0	4	47
<b>Opponents</b>	12	201	16.8	4	45

Passing	G	Rating	Cmp-Att-Int	Pct.	Yds	TD	Lg	Avg/G
Michna, Russ	16	122.5	239-350-7	68.5	2711	57	45	169.4
Bonner, Sherdrick	7	111.3	100-167-5	59.9	1316	26	45	188.0
Team	16	0.0	0-0-0	0.0	-48	0	0	-2.9
<b>Rush</b>	16	118.7	339-517-12	65.6	3,979	83	45	248.7
<b>Opponents</b>	16	95.5	393-634-24	62.0	4,131	77	45	258.2

# 2008 Regular Season STATS

FG Returns	No.	Yds	Avg	TD	Lg
Ordway, Jonathan	3	97	32.3	1	55
Wise, Talib	1	10	10.0	0	10
Robinson, Dennison	1	7	7.0	0	7
Unertl, Jeremy	1	-1	-1.0	0	-1
<b>Rush</b>	<b>6</b>	<b>113</b>	<b>18.8</b>	<b>1</b>	<b>55</b>
<b>Opponents</b>	<b>4</b>	<b>68</b>	<b>17.0</b>	<b>1</b>	<b>50</b>

Total Offense	G	Plays	Rush	Pass	Total	Avg/G
Michna, Russ	16	380	98	2,711	2,809	175.6
Bonner, Sherdrick	7	169	6	1,316	1,322	188.9
Alexander, Dan	16	73	252	0	252	15.8
Morgan, Donovan	15	11	36	0	36	2.4
Alfonzo, DeJuan	14	11	15	0	15	1.1
Peaua, John	1	1	3	0	3	3.0
Moyer, John	14	1	1	0	1	1.0
Kinsinger, Matt	1	1	-1	0	-1	-1.0
LaTendresse, Travis	16	3	-1	0	-1	-0.3
<b>Rush</b>	<b>16</b>	<b>650</b>	<b>409</b>	<b>4027</b>	<b>4436</b>	<b>277.3</b>
<b>Opponents</b>	<b>16</b>	<b>759</b>	<b>325</b>	<b>4124</b>	<b>4449</b>	<b>278.1</b>

Scoring	TD	-----PATs-----						Pts
		FGs	Kick	Rush	Rcv	Pass		
Harrell, Damian	25	0-0	0-0	0-0	0	0-0		150
Morgan, Donovan	25	0-0	0-0	0-0	0	0-0		150
LaTendresse, Travis	21	0-0	0-0	0-0	0	0-0		126
Alexander, Dan	18	0-0	0-0	0-0	0	0-0		108
Frantz, Dan	0	5-12	93-102	0-0	0	0-0		108
Michna, Russ	14	0-0	0-0	1-1	0	0-0		86
Alfonzo, DeJuan	11	0-0	0-0	0-0	0	0-0		66
Dennard, Ryan	4	0-0	0-0	0-0	0	0-0		24
Boss, Robert	3	0-0	0-0	0-0	0	0-0		18
Ordway, Jonathan	2	0-0	0-0	0-0	0	0-0		12
Robinson, Dennison	2	0-0	0-0	0-0	0	0-0		12
Unertl, Jeremy	2	0-0	0-0	0-0	0	0-0		12
Peters, Joe	1	0-0	0-0	0-0	0	0-0		10
France, Todd	0	0-0	9-11	0-0	0	0-0		9
Edinger, Paul	0	1-2	5-6	0-0	0	0-0		8
Moyer, John	1	0-0	0-0	0-0	0	0-0		8
Peaua, John	1	0-0	0-0	0-0	0	0-0		6
O'Donnell, Joe	0	0-0	5-7	0-0	0	0-0		5
<b>Rush</b>	<b>130</b>	<b>6-14</b>	<b>112-126</b>	<b>1-1</b>	<b>0</b>	<b>0-0</b>		<b>907</b>
<b>Opponents</b>	<b>107</b>	<b>8-15</b>	<b>87-102</b>	<b>2-3</b>	<b>1</b>	<b>1-1</b>		<b>761</b>

Field Goals	Fgm-Fga	Pct	1-19	20-29	30-39	40-49	50-99	Lg	Blk
Frantz, Dan	5-12	41.2	0-1	3-5	1-2	1-3	0-1	41	1
Edinger, Paul	1-2	50.0	0-0	1-1	0-1	0-0	0-0	21	0
<b>Rush</b>	<b>6-14</b>	<b>40.7</b>	<b>0-1</b>	<b>4-6</b>	<b>1-3</b>	<b>1-3</b>	<b>0-1</b>	<b>41</b>	<b>1</b>
<b>Opponents</b>	<b>9-21</b>	<b>46.2</b>	<b>3-3</b>	<b>5-7</b>	<b>0-2</b>	<b>1-5</b>	<b>0-4</b>	<b>21</b>	<b>2</b>

FG Sequence	Rush	Opponent
San Jose	33	(25), (45)
Philadelphia	-	32, (19), (22)
Grand Rapids	51, 49	27, 47
Colorado	-	30, 58
Arizona	(26)	62
Orlando	41	-
Kansas City	26	59, 27
Grand Rapids	-	(21), 44
Colorado	(34)	43, 53
Tampa Bay	(26)	(22), (20)
Los Angeles	-	-
Utah	(41), (22), 28	48, (18)
Kansas City	19	-
Cleveland	37, (21)	(19)
Georgia	-	-
Dallas	-	-

Numbers in parentheses indicate field goal was made.

All-Purpose	Rush	Rec	FG	KR	IR	Total	Avg.
Morgan, Donovan	36	1300	0	0	0	1336	89.1
LaTendresse, Travis-1	1105	0	85	0	0	1189	74.3
Ordway, Jonathan	0	0	97	1079	0	1176	84.0
Harrell, Damian	0	1165	0	0	0	1165	72.8
Alexander, Dan	252	141	0	0	0	393	24.6
Wise, Talib	0	0	10	251	0	261	130.5
Boss, Robert	0	187	0	0	0	187	12.5
Robinson, Dennison	0	0	7	-4	165	168	10.5
Alfonzo, DeJuan	15	12	0	8	43	128	9.1
Dennard, Ryan	0	125	0	0	0	125	41.7
Unertl, Jeremy	0	0	-1	6	114	119	7.4
Michna, Russ	98	0	0	0	0	98	6.1
Sadler, James	0	0	0	7	0	7	1.2
Bonner, Sherdrick	6	0	0	0	0	6	0.9
Peaua, John	3	0	0	0	0	3	3.0
Moyer, John	1	0	0	0	0	2	0.1
Peters, Joe	0	2	0	0	0	2	0.1
<b>Rush</b>	<b>410</b>	<b>4,037</b>	<b>113</b>	<b>1,432</b>	<b>322</b>	<b>6,365</b>	<b>397.8</b>
<b>Opponents</b>	<b>325</b>	<b>4,190</b>	<b>68</b>	<b>1,853</b>	<b>202</b>	<b>6,638</b>	<b>414.9</b>



# 2008 Regular Season STATS

Defensive Leaders	GP	Tackles				Sacks		Pass Def.		QBH	Fumbles		Blkd Kick	Saf
		UT	AT	Total	TFL	No-Yds	Int-Yds	BU			Rcv	FF		
Dennison Robinson	16	83	19	92.5	-	-	13-165	9	-	-	3	-	-	-
Jeremy Unertl	16	85	15	92.5	-	-	5-114	18	-	-	1	-	-	-
DeJuan Alfonzo	14	61	38	80.0	1.5	-	3-43	4	-	-	4-50	-	-	-
Jonathan Ordway	14	50	14	57.0	1.0	-	1-0	15	-	-	1-0	-	-	-
Liam Ezekiel	15	31	23	42.5	1.5	-	-	3	-	-	2-0	-	-	-
John Moyer	14	13	17	21.5	6.5	5.0-31	1-0	8	-	-	2-1	1	1	1
Joe Peters	15	15	13	21.5	5.5	3.0-12	-	5	-	-	-	-	1	2
James Baron	16	14	12	20.0	7.0	6.0-23	-	5	-	-	3	-	3	-
Dan Alexander	16	11	10	16.0	-	-	-	1	-	-	-	-	-	-
James Sadler	6	11	6	14.0	-	-	-	-	-	-	-	-	-	-
Dan Frantz	13	11	3	12.5	-	-	-	-	-	-	-	-	-	-
Carlos Hendricks	8	5	7	8.5	-	-	-	3	-	-	-	-	-	-
Travis LaTendresse	16	6	2	7.0	-	-	-	-	-	-	-	-	-	-
Demetrius Walker	5	6	2	7.0	-	-	-	-	-	-	-	-	-	-
Ben McCombs	3	5	2	6.0	-	-	-	1	-	-	-	-	-	-
Khreem Smith	10	2	8	6.0	-	-	-	1	-	-	-	-	1	-
Robert Boss	15	3	2	4.0	-	-	-	-	-	-	-	-	-	-
Donovan Morgan	15	3	2	4.0	-	-	-	-	-	-	-	-	-	-
Talib Wise	2	1	3	2.5	-	-	-	-	-	-	-	-	-	-
Beau Elliott	15	2	-	2.0	-	-	-	-	-	-	-	-	-	-
Ryan Dennard	3	1	1	1.5	-	-	-	-	-	-	-	-	-	-
John Sikora	16	0	3	1.5	-	-	-	-	-	-	-	-	-	-
Matt Kinsinger	1	1	-	1.0	-	-	-	-	-	-	-	-	-	-
Russ Michna	16	1	-	1.0	-	-	-	-	-	-	-	-	-	-
John Peaua	1	-	2	1.0	-	-	-	-	-	-	-	-	-	-
Todd France	1	-	-	-	-	-	-	-	-	-	-	-	-	-
Joe O'Donnell	1	-	-	-	-	-	-	-	-	-	-	-	-	-
Damian Harrell	16	-	-	-	-	-	-	-	-	-	-	-	-	-
TEAM	16	20	-	20.0	-	-	-	-	-	-	-	-	-	2
Rush	16	441	204	543.0	24.0	14.0-66	23-332	73	-	-	9-51	8	6	5
Opponents	16	391	170	476.0	19.0	9.0	12-201	39	-	-	10-19	10	5	1

RUSH	TEAM	OPPONENT
16,260, 6/22 vs. Dallas.....	Attendance.....	15,295, 5/24 @ Utah
75, 6/22 vs. Dallas.....	Most Points.....	65, 6/7 @ Cleveland
44, 6/7 @ Cleveland.....	Fewest Points.....	28, 5/19 vs. Los Angeles
44 points, 5/19 vs. Los Angeles.....	Largest Winning Margin.....	21 points, 6/7 @ Cleveland
44, 5/19 vs. Los Angeles.....	Most Points, 1st Half.....	38, 6/7 @ Cleveland
17, 6/7 @ Cleveland.....	Least Points, 1st Half.....	7, 3/14 @ Grand Rapids
42, 3/3 vs. San Jose.....	Most Points, 2nd Half.....	34, 3/9 vs. Philadelphia
21, 3/9 vs. Philadelphia & 4/14 @ Kansas City.....	Least Points, 2nd Half.....	7, 3/22 vs. Colorado
28, 3/3 vs. San Jose (4th).....	Most Points, Quarter.....	28, 6/22 vs. Dallas (4th)
6, 5/24 @ Utah (1st), 6/14 @ Georgia (1st).....	Least Points, Quarter.....	0, 3/14 @ Grand Rapids (2nd), 3/22 vs. Col. (4th),
.....	.....	4/6 @ Orlando (3rd), 4/14 @ Kansas City (1st),
.....	.....	5/31 vs Kansas City (3rd) & 6/22 vs. Dallas (3rd)
RUSH	INDIVIDUAL	OPPONENT
310, 6/7 @ Cleveland (Michna).....	Yards Passing.....	363, 3/3 vs. San Jose (Grieb)
6 (five times), last 6/7 @ Cleveland (Michna).....	Touchdown Passes.....	7, 4/25 @ Colorado (Dutton)
14, 5/31 vs Kansas City (Morgan).....	Receptions.....	12, 3/3 vs. San Jose (Roe & Wright), 4/25 @ Colorado (Owens)
153, 5/31 vs Kansas City (Morgan).....	Receiving Yards.....	137, 4/20 vs. Grand Rapids (Higgins)
4, 4/20 vs. Grand Rapids (Morgan).....	Receiving Touchdowns.....	4, 3/22 vs. Arizona (Burtley), 6/14 @ Georgia (Morris)
7, 5/19 vs. Los Angeles & 5/31 vs. KC (Alexander).....	Rushing Attempts.....	12, 6/7 @ Cleveland (Jackson)
35 yards, 5/5 @ Tampa Bay (Michna).....	Rushing Yards.....	41 yards, 5/31 vs. Kansas City (Moss)
5 and 5/19 vs. Los Angeles (Alexander).....	.....	.....
2, 3/22 vs. Colorado, 5/5 @ Tampa Bay.....	Rushing Touchdowns.....	2, 5/5 @ Tampa Bay (Marshall),
and 6/22 vs. Dallas (Michna).....	.....	5/24 @ Utah (Filer) and 6/22 vs. Dallas (Sanders)
25 yards (TD), 5/5 @ Tampa Bay (Michna).....	Longest Rush.....	30 yards, 5/31 vs. Kansas City (Moss)
10, 3/3 vs. San Jose (Frantz).....	Most PAT, Made.....	9, 6/22 vs. Dallas (Hamilton)
11, 6/22 vs. Dallas (France).....	Most PAT, Attempted.....	9, 6/7 @ Cleveland (Ball) & 6/22 vs. Dallas (Hamilton)
2, 5/24 @ Utah (Frantz).....	Most Field Goals Made.....	2, 3/3 vs. San Jose (Haglund), 3/9 vs. Philly (Hughes)
141, 6/22 vs. Dallas (Ordway).....	Combined Return Yards.....	178, 3/3 vs. San Jose (George)
41 yards, 5/24 @ Utah (Frantz).....	Longest Field Goal.....	45 yards, 3/3 vs. San Jose (Haglund)
57 yards (TD), 6/22 vs. Dallas (Ordway).....	Longest Kickoff Return.....	56 yards (TD), 6/22 vs. Dallas (Bush)
55 yards (TD), 5/24 @ Utah (Ordway).....	Longest MFG Return.....	50 yards (TD), 5/19 vs. Nashville (Hawkins)
3, 5/19 vs. Los Angeles (Robinson).....	Interceptions.....	2, 3/9 vs. Philadelphia (Brown)
2, 3/3 vs. San Jose (Baron) & 3/22 vs. Arizona (Moyer).....	Sacks.....	1, 3/3 vs. San Jose (Jones),
.....	.....	3/9 vs. Philadelphia (Nyenhuis), 4/14 @ Kansas City (Demaree),
.....	.....	6/14 @ Georgia (Thompson) 6/22 vs. Dallas (Weatherington)
12.0, 3/3 vs San Jose (Robinson).....	Tackles.....	12.5, 4/20 vs. Grand Rapids (Hawkins)

Franchise records in bold



# 2010 Regular Season STATS

Schedule, Rushing, Receiving, Team and Passing

Date	Opponent	Score	Record	Attend
April, 2 2010	at IOWA BARNSTORMERS	W, 61-43	1-0	12,184
April 9, 2010	CLEVELAND GLADIATORS	W, 59-56	2-0	8,075
April 16, 2010	at ARIZONA RATTLES	W, 70-56	3-0	14,994
April 23, 2010	UTAH BLAZE	W, 63-40	4-0	7,459
May 7, 2010	at MILWAUKEE IRON	L, 71-48	4-1	5,386
May 15, 2010	IOWA BARNSTORMERS	L, 44-30	4-2	10,363
May 22, 2010	at DALLAS VIGILANTES	W, 63-56	5-2	4,583
May 29, 2010	at CLEVELAND GLADIATORS	W, 52-49	6-2	8,688
June 4, 2010	JACKSONVILLE SHARKS	L, 64-56	6-3	7,430
June 12, 2010	at UTAH BLAZE	W, 70-50	7-3	4,892
June 19, 2010	MILWAUKEE IRON	W, 63-56	8-3	8,287
June 26, 2010	ORLANDO PREDATORS	W, 55-42	9-3	8,120
July 2, 2010	at TAMPA BAY STORM	L, 68-60	9-4	15,704
July 10, 2010	ARIZONA RATTLES	W, 55-50	10-4	8,452
July 17, 2010	DALLAS VIGILANTES	L, 65-52	10-5	7,594
July 23, 2010	at SPOKANE SHOCK	L, 57-49	10-6	10,775

TEAM STATISTICS	CHI	OPP
Points Per Game	56.6	54.6
Yards Per Game	305.8	316.9
Passing Yards Per Game	285.8	303.6
Rushing Yards Per Game	19.9	13.3
Penalty Yards Per Game	40.1	
Passing Attempts Per Game	33.0	
Passing Completions Per Game	22.3	
TDs Rushing	31	20
TDs Passing	85	92
Interceptions	13	26
Rushes	128	
Rushes Per Game	8.0	
Average Yards Per Carry	2.5	3.5
Total Penalties	112	
Forced Fumbles	9	
Defensive Touchdowns	8	
Sacks	20	
Kickoff return average	14.3	15.0
Extra Point Percentage	93%	

Interceptions	No.	Yds	Avg	TD
Ferguson, Josh	8	73	0.5	1
Rogers, Nygel	7	82	0.5	1
Martin, Chris	6	69	0.4	2
Alfonzo, DeJuan	4	111	0.3	3
Alston, Michael	1	33	0.1	0
Rush	26	368	1.6	7
Opponent	13	150	0.8	3

Kick Returns	No.	Yds	Avg	TD	Lg
Martin, Chris	81	1,430	17.7	1	57
Ferguson, Josh	11	125	11.4	0	35
Parker, Samie	6	6	1.0	0	8
Sadler, James	4	42	10.5	0	31
Rush	102	1,603	15.7	1	57
Opponent	113	1,616	14.3	5	58

Rushing	G	Att	Yds	Avg	TD	Lg	Avg/G
Boss, Robert	13	42	119	2.8	10	14	9.2
Michna, Russ	14	42	92	2.2	7	11	6.6
Alfonzo, DeJuan	16	9	26	2.9	4	13	1.6
Raterink, JJ	4	8	9	1.1	2	4	2.3
Smith, Clifton	14	7	22	3.1	5	9	1.6
Turner, Alan	14	6	26	4.0	2	9	1.9
Newton, Syvelle	5	3	10	3.3	0	6	2.0
White, Josh	1	3	3	1.0	0	2	3.0
McMackin, Shawn	6	2	2	1.0	0	1	0.3
Parker, Samie	11	2	11	5.5	0	6	1.0
Higgins, Kenny	8	1	-1	-1.0	0	-1	-0.1
LaTendresse, Travis	3	1	1	1.0	0	1	0.3
Whitley, Darnell	12	1	0	0.0	0	0	0.0
Peters, Joe	13	1	1	1.0	1	1	0.1
Rush	16	128	373	2.5	31	14	19.9
Opponent	16	84	235	2.5	20	19	13.3

Receiving	G	No.	Yds	Avg	TD	Lg	Avg/G
Parker, Samie	11	78	1135	14.6	15	49	103.2
Flowers, Nichiren	9	61	892	14.6	17	45	99.1
Turner, Alan	14	58	692	11.9	12	42	49.4
Newton, Syvelle	5	41	566	13.8	12	39	113.2
Higgins, Kenny	8	32	389	12.2	8	36	48.6
Alfonzo, DeJuan	16	28	322	11.5	2	33	20.1
Thomas, Marco	3	25	323	12.9	2	24	107.7
Boss, Robert	13	15	157	10.5	5	24	12.1
LaTendresse, Travis	3	12	148	12.3	7	26	49.3
Ma Sun, Palauni	11	4	26	6.5	4	10	2.4
McMackin, Shawn	6	3	44	14.7	1	31	7.3
Rush	16	357	4,694	13.1	85	49	293.4
Opponent	16	411	4,983	12.1	92	48	311.4

Passing	G	Rating	Cmp-Att-Int	Pct	Yds	TD	Avg/G
Michna, Russ	14	126.0	290-423-11	69.0	3860	70	275.7
Raterink, JJ	4	117.9	65-102-2	64.0	767	14	191.8
Newton, Syvelle	5	118.8	1-1-0	100.0	36	0	7.2
Flowers, Nichiren	9	158.3	1-1-0	100.0	31	1	3.4
Boss, Robert	13	39.6	0-1-0	0.0	0	0	0
Rush	16	124.8	357-528-13	67.6	4,694	85	293.4
Opponent	16	111.7	411-631-26	65.1	4,983	92	311.4

# 2010 Regular Season STATS

Returns, Scoring, Total Offense, Field Goals and All-Purpose Yards

Total Offense	G	Plays	Rush	Pass	Total	Avg/G
Michna, Russ	14	465	92	3860	3952	282.3
Raterink, JJ	4	110	9	767	776	194.0
Boss, Robert	13	43	119	0	119	9.2
Newton, Syvelle	5	4	10	36	46	9.2
Flowers, Nichiren	9	1	0	31	31	3.4
Alfonzo, DeJuan	16	9	26	0	26	1.6
Turner, Allen	14	6	24	0	24	1.7
Smith, Clifton	14	7	22	0	22	1.6
Parker, Samie	11	2	11	0	11	1.0
White, Josh	1	3	3	0	3	3.0
McMackin, Shawn	6	2	2	0	2	0.3
Peters, Joe	13	1	1	0	1	0.1
LaTendresse, Travis	3	1	1	0	1	0.3
Totals	16	674	319	4573	4892	305.8
Opponent	16	734	213	4857	5070	316.9

Scoring	TD	FGs	PATs		Rush	Rcv	Pass	2PT	Saf	Points
			Kick							
Gould, Chris	0	11	113/121	0/0	0	0/0	0	0	0	146
Flowers, Nichiren	17	0	0/0	0/0	0	0/0	0	0	0	102
Boss, Robert	15	0	0/0	0/0	0	0/0	0	0	0	90
Parker, Samie	15	0	0/0	0/0	0	0/0	0	0	0	90
Turner, Allen	14	0	0/0	0/0	0	0/0	0	0	0	84
Newton, Syvelle	12	0	0/0	0/0	0	0/0	0	0	0	72
Alfonzo, DeJuan	9	0	0/0	2/2	0	0/1	0	0	0	58
Higgins, Kenny	8	0	0/0	0/0	0	0/0	0	0	0	48
Michna, Russ	7	0	0/0	0/1	0	0/0	0	0	0	42
LaTendresse, Travis	7	0	0/0	0/0	0	0/0	0	0	0	42
Smith, Clifton	5	0	0/0	0/0	0	0/0	0	0	0	30
Ma Sun, Palauni	4	0	0/0	0/0	0	0/0	0	0	0	24
Martin, Chris	3	0	0/0	0/0	0	0/0	0	0	0	18
Raterink, JJ	2	0	0/0	0/0	0	0/0	0	0	0	12
Thomas, Marco	2	0	0/0	0/0	0	0/0	0	0	0	12
Rogers, Nygel	1	0	0/0	0/0	0	0/0	0	0	0	6
Peters, Joe	1	0	0/0	0/0	0	0/0	0	0	0	6
Weivoda, Mark	1	0	0/0	0/0	0	0/0	0	0	0	6
McMackin, Shawn	1	0	0/0	0/0	0	0/0	0	0	0	6
Ferguson, Josh	1	0	0/0	0/0	0	0/0	0	0	0	6
Totals	125	11	113/121	2/3	0	0/1	0	4	908	
Opponent	124	6	105/119	0/0	2	2/4	0	2	875	

All-Purpose	G	Rush	Rec	FG	KR	IR	Total	Avg/G
Martin, Chris	16	0	0	0	1430	69	1499	93.7
Parker, Samie	11	11	1135	0	6	0	1152	104.7
Flowers, Nichiren	9	0	892	0	0	0	892	99.1
Turner, Allen	14	24	692	0	0	0	716	51.1
Newton, Syvelle	5	10	566	0	0	0	576	115.2
Alfonzo, DeJuan	16	26	322	0	42	111	501	31.3
Higgins, Kenny	8	-1	389	0	0	0	388	48.5
Thomas, Marco	3	0	323	0	0	0	323	107.7
Boss, Robert	13	119	157	0	0	0	276	21.2
Ferguson, Josh	16	0	0	0	125	73	201	12.6
LaTendresse, Travis	3	1	148	0	0	0	149	49.7
Michna, Russ	14	92	0	0	0	0	92	6.6
Rogers, Nygel	15	0	0	0	0	82	82	5.5
McMackin, Shawn	6	2	44	0	0	0	46	7.7
Alston, Michael	13	0	0	0	0	33	33	2.5
Ma Sun, Palauni	11	0	26	0	0	0	26	2.4
Smith, Clifton	14	22	0	0	0	0	22	1.6
Raterink, JJ	4	9	0	0	0	0	9	2.3
Peters, Joe	13	1	0	0	0	4	5	0.4
White, Josh	1	3	0	0	0	0	3	3.0
Totals	16	319	4694	0	1638	368	7026	439.1
Opponent	16	213	4983	0	1616	150	6985	436.6

# 2010 Regular Season STATS

Returns, Scoring, Total Offense, Field Goals and All-Purpose Yards

Total Offense	G	Plays	Rush	Pass	Total	Avg/G
Michna, Russ	14	465	92	3860	3952	282.3
Raterink, JJ	4	110	9	767	776	194.0
Boss, Robert	13	43	119	0	119	9.2
Newton, Syvelle	5	4	10	36	46	9.2
Flowers, Nichiren	9	1	0	31	31	3.4
Alfonzo, DeJuan	16	9	26	0	26	1.6
Turner, Allen	14	6	24	0	24	1.7
Smith, Clifton	14	7	22	0	22	1.6
Parker, Samie	11	2	11	0	11	1.0
White, Josh	1	3	3	0	3	3.0
McMackin, Shawn	6	2	2	0	2	0.3
Peters, Joe	13	1	1	0	1	0.1
LaTendresse, Travis	3	1	1	0	1	0.3
Totals	16	674	319	4573	4892	305.8
Opponent	16	734	213	4857	5070	316.9

Scoring	TD	FGs	PATs		Rush	Rcv	Pass	ZPT	Saf	Points
			Kick							
Gould, Chris	0	11	113/121	0/0	0	0/0	0	0	0	146
Flowers, Nichiren	17	0	0/0	0/0	0	0/0	0	0	0	102
Boss, Robert	15	0	0/0	0/0	0	0/0	0	0	0	90
Parker, Samie	15	0	0/0	0/0	0	0/0	0	0	0	90
Turner, Allen	14	0	0/0	0/0	0	0/0	0	0	0	84
Newton, Syvelle	12	0	0/0	0/0	0	0/0	0	0	0	72
Alfonzo, DeJuan	9	0	0/0	2/2	0	0/1	0	0	0	58
Higgins, Kenny	8	0	0/0	0/0	0	0/0	0	0	0	48
Michna, Russ	7	0	0/0	0/1	0	0/0	0	0	0	42
LaTendresse, Travis	7	0	0/0	0/0	0	0/0	0	0	0	42
Smith, Clifton	5	0	0/0	0/0	0	0/0	0	0	0	30
Ma Sun, Palauni	4	0	0/0	0/0	0	0/0	0	0	0	24
Martin, Chris	3	0	0/0	0/0	0	0/0	0	0	0	18
Raterink, JJ	2	0	0/0	0/0	0	0/0	0	0	0	12
Thomas, Marco	2	0	0/0	0/0	0	0/0	0	0	0	12
Rogers, Nygel	1	0	0/0	0/0	0	0/0	0	0	0	6
Peters, Joe	1	0	0/0	0/0	0	0/0	0	0	0	6
Weivoda, Mark	1	0	0/0	0/0	0	0/0	0	0	0	6
McMackin, Shawn	1	0	0/0	0/0	0	0/0	0	0	0	6
Ferguson, Josh	1	0	0/0	0/0	0	0/0	0	0	0	6
Totals	125	11	113/121	2/3	0	0/1	0	4	0	908
Opponent	124	6	105/119	0/0	2	2/4	0	2	0	875

All-Purpose	G	Rush	Rec	FG	KR	IR	Total	Avg/G
Martin, Chris	16	0	0	0	1430	69	1499	93.7
Parker, Samie	11	11	1135	0	6	0	1152	104.7
Flowers, Nichiren	9	0	892	0	0	0	892	99.1
Turner, Allen	14	24	692	0	0	0	716	51.1
Newton, Syvelle	5	10	566	0	0	0	576	115.2
Alfonzo, DeJuan	16	26	322	0	42	111	501	31.3
Higgins, Kenny	8	-1	389	0	0	0	388	48.5
Thomas, Marco	3	0	323	0	0	0	323	107.7
Boss, Robert	13	119	157	0	0	0	276	21.2
Ferguson, Josh	16	0	0	0	125	73	201	12.6
LaTendresse, Travis	3	1	148	0	0	0	149	49.7
Michna, Russ	14	92	0	0	0	0	92	6.6
Rogers, Nygel	15	0	0	0	0	82	82	5.5
McMackin, Shawn	6	2	44	0	0	0	46	7.7
Alston, Michael	13	0	0	0	0	33	33	2.5
Ma Sun, Palauni	11	0	26	0	0	0	26	2.4
Smith, Clifton	14	22	0	0	0	0	22	1.6
Raterink, JJ	4	9	0	0	0	0	9	2.3
Peters, Joe	13	1	0	0	0	4	5	0.4
White, Josh	1	3	0	0	0	0	3	3.0
Totals	16	319	4694	0	1638	368	7026	439.1
Opponent	16	213	4983	0	1616	150	6985	436.6

# 2011 Regular Season STATS

Date	Opponent	Score	Attend
Mar 14	@ Milwaukee	W, 49-41	3,157
Mar 18	Philadelphia	W, 62-28	10,582
Mar 25	San Jose	W, 54-41	7,466
Apr 2	@ Cleveland	L, 48-55	8,305
Apr 16	@ Iowa	W, 50-49	9,552
Apr 22	Kansas City	L, 51-58	7,310
Apr 30	New Orleans	W, 50-28	9,018
May 7	@ Tulsa	L, 45-64	4,141
May 14	@ Arizona	W, 50-49	11,177
May 22	Dallas	W, 69-57	9,535
May 29	Tulsa	W, 49-48	7,350
Jun 4	@ Kansas City	W, 58-30	3,635
Jun 18	@ Spokane	L, 60-63	9,499
Jun 26	Iowa	W, 58-48	9,063
Jul 1	Utah	W, 59-35	7,342
Jul 9	@ Georgia	W, 51-41	9,723
Jul 16	@ Dallas	W, 53-44	11,553
Jul 23	Milwaukee	L, 41-54	10,269

Score By Quarter	1st	2nd	3rd	4th	OT	Total
Rush	250	245	207	255	-	957
Opponents	209	252	166	206	-	833

Team Statistics	CHI	OPP
<b>SCORING</b>	957	833
Points Per Game	53.2	46.3
<b>FIRST DOWNS</b>	327	365
Rushing	55	53
Passing	230	268
Penalty	42	44
<b>RUSHING YARDAGE</b>	522	430
Rushing Attempts	181	138
TDs Rushing	26	28
<b>PASSING YARDAGE</b>	4,156	4,885
Att-Comp-Int	529-346-20	711-429-42
TDs Passing	94	84
<b>TOTAL OFFENSE</b>	4,678	5,315
Total Plays	741	883
Average Per Play	6.3	6.0
Average Per Game	259.9	295.3
<b>KICK RETURNS: #-YARDS</b>	102-1,867	122-1,871
<b>MFG RETURNS: #-YARDS</b>	7-82	4-71
<b>INT RETURNS: #-YARDS</b>	42-546	12-201
<b>KICK RETURN AVERAGE</b>	18.3	17.0
<b>MFG RETURN AVERAGE</b>	11.7	17.0
<b>INT RETURN AVERAGE</b>	13.0	8.9
<b>FUMBLES-LOST</b>	32-23	15-14
<b>PENALTIES-YARDS</b>	132-879	135-840
Average Per Game	48.8	46.7
<b>TIME OF POSSESSION/GAME</b>	28:53	29:33
<b>3RD-DOWN CONVERSIONS</b>	44/103	47/121
<b>4TH-DOWN CONVERSIONS</b>	19/35	18/44
<b>SACKS BY-YARDS</b>	34-211	31-192
<b>TOUCHDOWNS SCORED</b>	135	117
<b>FIELD GOALS-ATTEMPTS</b>	7-19	7-17
<b>PAT-ATTEMPTS</b>	105-125	100-114
<b>ATTENDANCE</b>	77,935	70,742
Games/Avg Per Game	9/8,659	9/7,860

Passing	G	Rating	Cmp-Att-Int	Pct.	Yds	TD	Lg	Avg/G
Michna, Russ	13	115.97	235-353-13	66.6	2,895	65	48	222.7
Raternik, JJ	5	118.27	64-105-2	61.0	888	16	47	177.6
Randolph, Dominic	9	100.18	47-71-5	66.2	557	13	39	61.9
<b>Team</b>								
<b>Rush</b>	18	113.09	346-529-20	65.4	4,148	94	48	230.4
<b>Opponents</b>	18	95.5	429-711-42	60.3	4,885	84	45	258.2

Rushing	G	Att	Yds	Avg	TD	Lg	Avg/G
Kirton, Johnnie	18	114	366	3.2	14	15	20.3
Michna, Russ	13	33	90	2.7	5	17	6.9
Waugh, Marcus	17	12	36	3.0	3	12	2.1
Dillon, Charles	18	7	14	2.0	1	13	0.8
Raternik, JJ	5	4	8	2.0	2	4	1.6
McKelvey, JJ	3	1	4	4.0	0	4	1.3
Randolph, Dominic	9	9	2	0.2	1	7	0.2
Hall, Vic	13	1	2	2.0	0	0	0.2
<b>Rush</b>	18	181	522	2.9	26	17	29.0
<b>Opponents</b>	18	138	430	3.1	28	25	23.9

Receiving	G	No.	Yds	Avg	TD	Lg	Avg/G
Gray, Reggie	18	130	1,969	15.1	49	47	109.4
Dillon, Charles	18	96	1,201	12.5	24	48	66.7
Lee, Derek	8	41	461	11.2	5	27	57.6
Rucker, Micah	3	18	161	8.9	4	23	53.7
Thomas, Marco	3	16	140	8.8	1	19	46.7
McKelvey, JJ	3	13	118	9.1	1	16	21.5
McDermott, Brett	4	9	86	9.6	1	16	21.5
Devoe, Todd	4	8	77	9.6	1	20	19.2
Kirton, Johnnie	18	6	45	7.5	2	20	2.5
Watkins, TJ	16	3	39	13.0	1	22	2.4
Filani, Joel	1	3	31	10.3	0	13	31.0
Morris, Kelvin	18	2	6	3.0	1	5	0.3
Turkovich, Mike	9	1	6	6.0	1	6	0.7
<b>Rush</b>	18	346	4,340	12.5	94	48	241.1
<b>Opponents</b>	18	429	5,084	11.9	84	45	282.4

Kick Returns	No.	Yds	Avg	TD	Lg
Simpson, Jason	57	1,057	18.5	1	54
Gray, Reggie	29	709	24.4	4	58
Kyles, Perry	6	83	13.8	0	26
Morris, Kelvin	4	11	2.8	0	6
Dillon, Charles	2	0	0.0	0	0
Waugh, Marcus	1	0	0.0	0	0
Faoa, Asi	1	7	7.0	0	7
<b>Rush</b>	102	1,867	18.3	5	58
<b>Opponents</b>	122	1,871	15.3	0	41

Interceptions	No.	Yds	Avg	TD	Lg
Hall, Vic	15	222	14.8	2	40
Morris, Kelvin	9	166	18.4	2	55
Simpson, Jason	8	55	6.9	1	27
Kyles, Perry	4	65	16.2	0	46
Hannah, Justin	3	19	6.3	0	14
Hemphill, Kelvin	1	0	0.0	0	19
Waugh, Marcus	1	0	0.0	0	0
James, Greg	1	19	19.0	0	0

Rush	42	546	13.0	5	55
Opponents	20	179	8.9	2	36



# 2011 Regular Season STATS

FG Returns	No.	Yds	Avg	TD	Lg
Simpson, Jason	5	74	14.8	0	32
Kyles, Perry	2	8	4.0	0	7
Morris, Kelvin	0	8	0.0	0	0
Rush	7	90	12.9	0	32
Opponents	4	71	17.8	0	25

Total Offense	G	Plays	Rush	Pass	Total	Avg/G
Michna, Russ	13	386	90	2895	2985	229.6
Raternik, JJ	5	109	8	888	896	179.2
Randolph, Dominic	9	80	2	557	559	62.1
Kirton, Johnnie	18	114	366	0	366	20.3
Waugh, Marcus	17	12	36	0	36	2.1
Dillon, Charles	18	7	14	0	14	0.8
McKelvey, JJ	3	1	4	0	4	1.3
Hall, Vic	13	1	2	0	2	0.2
Rush	16	650	409	4027	4436	277.3
Opponents	16	759	325	4124	4449	278.1

Scoring	TD	FGs	Kick	Rush	Rcv	Pass	Pts
Gray, Reggie	53	0-0	0-0	0-0	2	0-0	322
Dillon, Charles	25	0-0	0-0	1-1	1	0-0	154
Kirton, Johnnie	16	0-0	0-0	0-0	0	0-0	96
Gould, Chris	0	4-14	81-96	0-1	0	0-0	93
Forstrom, Rob	0	3-5	23-28	0-0	0	0-0	32
Lee, Derek	5	0-0	0-0	0-0	0	0-0	30
Michna, Russ	5	0-0	0-0	0-0	0	0-1	30
Morris, Kelvin	4	0-0	0-0	0-0	1	0-0	26
Waugh, Marcus	4	0-0	0-0	0-0	0	0-0	24
Rucker, Micah	4	0-0	0-0	0-0	0	0-0	24
McKelvey, J.J.	4	0-0	0-0	0-0	0	0-0	24
Simpson, Jason	3	0-0	0-0	1-1	0	0-0	20
Hall, Vic	2	0-0	0-1	1-1	0	0-0	14
Raternik, J.J.	2	0-0	0-0	0-0	0	1-2	12
Devoe, Todd	1	0-0	0-0	0-0	0	0-0	6
Randolph, Dominic	1	0-0	0-0	0-0	0	3-4	6
Rush	135	7-19	104-125	3-3	4	4-7	957
Opponents	107	8-15	87-102	2-3	1	1-1	761

Field Goals	Fgm-Fga	Pct	1-19	20-29	30-39	40-49	50-99	Lg	Blk
Gould, Chris	4-14	28.6	1-1	2-5	1-4	0-2	0-2	33	2
Forstrom, Rob	3-5	60.0	0-0	2-3	1-1	0-0	0-1	30	0
Rush	7-19	36.8	1-1	4-8	2-5	0-2	0-3	33	2
Opponents	7-17	41.1	2-3	1-2	4-8	0-1	0-3	37	4

RUSH	TEAM RECORDS	OPPONENT
10,582, 3/18 vs Philadelphia	Attendance	11,553, 7/16 @ Dallas
69, 5/22 vs Dallas	Most Points	64, 5/7 @ Tulsa
41, 7/23 vs Milwaukee	Fewest Points	28, 3/18 vs Philadelphia, 4/30 vs New Orleans
34 points, 3/18 vs Philadelphia	Largest Winning Margin	19 points, 5/7 @ Tulsa
38 points, 7/9 @ Georgia	Most Points, 1st Half	38 points, 4/22 vs Kansas City
19 points, 4/2 @ Cleveland	Least Points, 1st Half	9 points, 6/4 vs Kansas City
34 points, 5/22 vs Dallas	Most Points, 2nd Half	30, 5/7 vs Tulsa
13 points, 7/9 @ Georgia	Least Points, 2nd Half	7 points, 7/17 @ Dallas, 7/1 vs Utah
28, 6/4 @ Kansas City (4th), 7/9 @ Georgia (1st)	Most Points, Quarter	31, 4/22 vs Kansas City (2nd)
0, 4/30 vs New Orleans (4th)	Least Points, Quarter	0, 3/14 vs Milwaukee (3rd), 4/30 vs New Orleans (3rd)
		6/4 vs Kansas City (1st), 6/26 vs Iowa (2nd, 3rd),
		7/1 vs Utah (4th), 7/9 @ Georgia (2nd), 7/16 @ Dallas (3rd)

FG Sequence	Rush	Opponent
Milwaukee	54,28	62
Philadelphia	32	-
San Jose	-	-
Cleveland	34	-
Iowa	32,(18)	-
Kansas City	-23	52,(37)
New Orleans	56	-
Tulsa	28,46	(27),(33),(31)
Arizona	-33	32,51
Dallas	-	(33),36
Tulsa	48	-
Kansas City	(21),20	17
Spokane	-	-
Iowa	-29	-
Utah	-30	39
Georgia	(20),51,24	-
Dallas	-	32,22
Milwaukee	-	(19),(19),48

Numbers in parentheses indicate field goal was made.

All-Purpose	Rush	Rec	FG	KR	IR	Total	Avg.
Gray, Reggie	0	1969	0	709	0	2678	148.8
Dillon, Charles	14	1201	0	0	0	1215	67.5
Simpson, Jason	0	0	74	1057	55	1186	65.9
Lee, Derek	0	461	0	0	0	461	57.6
Kirton, Johnnie	366	45	0	0	0	411	22.8
Hall, Vic	2	0	0	0	222	224	17.2
Morris, Kelvin	0	6	8	11	166	191	10.6
Rucker, Micah	0	161	0	0	0	161	53.7
Kyles, Perry	0	0	8	83	65	156	10.4
Thomas, Marco	0	140	0	0	0	140	46.7
McKelvey, JJ	4	118	0	0	0	122	40.7
Michna, Russ	90	0	0	0	0	90	6.9
McDermott, Bret	0	86	0	0	0	86	21.5
Devoe, Todd	0	77	0	0	0	77	19.2
Watkins, TJ	0	39	0	0	0	39	2.4
Waugh, Marcus	36	0	0	0	0	36	2.1
Filani, Joel	0	31	0	0	0	31	31
James, Greg	0	0	0	0	19	19	1.9
Hannah, Justin	0	0	0	0	19	19	2.1
Raternik, JJ	8	0	0	0	0	8	1.6
Faoa, Asi	0	0	0	7	0	7	1.8
Turkovich, Mike	0	6	0	0	0	6	0.7
Randolph, Dominic	2	0	0	0	0	2	0.2
Rush	410	4,037	113	1,432	322	6,365	397.8
Opponents	325	4,190	68	1,853	202	6,638	414.9

# 2011 Regular Season STATS

Defensive Leaders	GP	Tackles			Total TFL-Yds	Sacks		Pass Def-		QBH	Fumbles		Blkd Kick	Saf
		UT	AT			No-Yds	Int-Yds	BU			Rcv	FF		
Vic Hall	13	104	10	109	2.0-2		15-222	24						
Jason Simpson	18	96	23	107.5			8-55	11			2-0	1		
Kelvin Morris	18	49	30	64	4.0-5		9-166	7			2-12	1		
Perry Kyles	15	42	19	51.5	1.0-2		4-65	4			1-3	2		
Greg James	10	41	9	45.5			1-19	5			1-0	1		
Marcus Waugh	17	24	15	31.5	5.0-14	3.0-10	1-0			3	2-0	1		
Justin Hannah	9	24	11	29.5			3-19	6			1-0			
Mark Weivoda	18	18	9	22.5	9.5-88	8.5-72		1		7		3		
Quartez Vickerson	16	18	9	22.5	10.5-60	9.0-51		3		6	1-17	2	1	1
Kelvyn Hemphill	4	16	6	19			1-0	5						
Johnnie Kirton	18	13	11	18.5	2.0-3					1		1		
Charles Dillon	18	13	7	16.5								1		
Martin Parker	5	7	10	12	6.5-36	4.5-26				2				1
Reggie Scott	13	8	4	10	2.5-13	2.5-13		1		2	1-12	1	1	
Joe Clermond	8	7	5	9.5	3.0-16	1.5-12		1		1	1-43		2	
Chris Gould	14	8		8										
Jeremy Geathers	5	3	6	6	1.0-7	1.0-7				1				
Bret McDermott	4	4	3	5.5										
Mike Newkirk	3	4	1	4.5	2.0-2					2	2-0			
Asi Faoa	4	2	2	3	1.0-7	1.0-7								
TJ Watkins	16	3		3										
Antonio Ficklin	4	2	1	2.5	2.0-12	2.0-12				3				
Kirston Pittman	3	2		2										
Charles Fields	1	2		2										
Team	17	2		2										2
Derek Lee	8	1	2	2										
Reggie Gray	18	2		2										
Stanley McClover	1	1	1	1.5										
Vince Vance	16	1	1	1.5										
Todd Devoe	4	1	1	1.5										
Marcus Parker	1	1		1										
Mike Turkovick	9	1		1										
Rob Forstrom	4	1		1										
Beau Elliot	10	1		1										
Russ Michna	13	1		1										
Dominic Randolph	9	1		1										
Kendrick Washington	1							1		1				
Rush	18	524	196	622.0	52-267	34-211	42-546	72		26	14-87	14	4	4
Opponents	18	455	195	552.5	53-254	31-192	20-179	61		18	21-0	19	5	3

RUSH	INDIVIDUAL RECORDS	OPPONENT
294, 7/16 @ Dallas (Raternik).....	Yards Passing.....	355, 6/26 vs. Iowa (Lee-Lauduski)
7, 5/22 vs Dallas (Michna).....	Touchdown Passes.....	8, 4/2 @ Cleveland (Rocco)
11, 3/18 vs Philadelphia (Rucker), 4/2 @ Cleveland (Gray).....	Receptions.....	16, 5/22 vs Dallas (Jones)
7/9 @ Georgia (Gray).....		
165, 4/30 vs New Orleans (Gray).....	Receiving Yards.....	187, 4/2 @ Cleveland (Bergeron)
5, 6/18 @ Spokane (Gray), 7/23 vs Milwaukee (Gray).....	Receiving Touchdowns.....	7, 4/16 @ Iowa (Schmidt)
13, 5/22 vs. Dallas (Kirton).....	Rushing Attempts.....	9, 7/16 @ Dallas (Ross)
46 yards, 7/1 vs Utah (Kirton).....	Rushing Yards.....	47 yards, 4/22 vs. Kansas City (Raternik)
3, 7/1 vs. Utah (Kirton).....	Rushing Touchdowns.....	4, 5/7 @ Tulsa (Bassuener)
17 yards, 3/25 vs San Jose (Michna).....	Longest Rush.....	25 yards, 4/22 vs. Kansas City (Raternik)
9, 5/22 vs. Dallas (Gould).....	Most PAT, Made.....	9, 6/18 @ Spokane (Rowan)
10, 5/22 vs. Dallas (Gould).....	Most PAT, Attempted.....	9, 6/18 @ Spokane (Rowan)
1, 4/16 @ Iowa (Gould), 4/22 vs Kansas City (Gould).....	Most Field Goals Made.....	3, 5/7 @ Tulsa (Bongarra)
5/14 @ Arizona (Gould), 6/4 @ Kansas City (Gould),.....		
6/26 vs Iowa (Forstrom), 7/1 vs Utah(Forstrom), 7/9 @ Georgia (Forstrom).....		
181, 5/7 @ Tulsa (Simpson).....	Combined Return Yards.....	128, 4/16 @ Iowa (Beavers)
33 yards, 5/14 @ Arizona (Gould).....	Longest Field Goal.....	37 yards, 4/22 vs. Kansas City (Umstead)
58 yards, 5/29 vs Tulsa (Gray).....	Longest Kickoff Return.....	41 yards, 5/14 @ Arizona (Gray)
32 yards, 3/14 @ Milwaukee (Simpson).....	Longest MFG Return.....	25 yards, 5/7 @ Tulsa (Varner)
3, 6/4 @ Kansas City (Hall).....	Interceptions.....	2, 4/2 @ Cleveland (Bragg), 7/23 vs Milwaukee (Brinkley)
2, 4/22 vs Kansas City (Waugh), 4/30 vs New Orleans (Vickerson).....	Sacks.....	2.5, 6/18 @ Spokane (Williams)
5/7 @ Tulsa (Vickerson), 6/26 vs Iowa (Parker), 7/9 @ Georgia (Ficklin).....		
12.5, 5/22 vs Dallas (Hall).....	Tackles.....	10, 5/29 vs Tulsa (Ransom), 6/18 @ Spokane (Bell)

## Top Ten Quarterbacks

All-Time Passing	Cmp	Att	Yds	TD	Int	Rating	Long
Michna, Russ	1117	1632	13980	281	41	120.55	49
Dicken, Billy	765	1201	9188	185	44	108.89	49
D'Orazio, Matt	656	949	7333	145	15	123.05	48
Philyaw, Raymond	571	869	6722	119	17	115.3	49
Raterink, JJ	129	207	1655	30	4	118.09	47
Bonner, Sherdrick	100	167	1316	26	5	111.3	45
Salisbury, Chad	106	161	1115	21	7	105.7	48
Drone, Luke	86	132	1149	18	6	107.8	45
Hammel, Todd	55	76	754	15	3	126.9	40
Loots, Jeff	50	85	628	13	4	100.51	49

## Top Ten Receivers

All-Time Receiving	Rec	Yds	TD	Long
Gray, Reggie	270	3906	97	47
Molden, Etu	284	3293	59	40
Chatman, Antonio	197	2676	52	49
Sippio, Bobby	163	2391	70	48
Perry, Jared	133	1811	31	47
Bonner, Cornelius	131	1654	26	48
Alfonzo, DeJuan	149	1632	34	42
Porter, Dameon	105	1562	31	49
Fleshman, Lindsay	136	1551	32	40
McDaniel, Jeremy	125	1534	29	49

## Top Ten Rushers

All-Time Rushing	Rush	Yards	TD	Long
McMillen, Bob	244	760	48	22
McGourty, Jamie	164	395	34	16
Kirton, Johnnie	114	366	14	15
Michna, Russ	129	340	28	25
Alexander, Dan	73	252	12	13
D'Orazio, Matt	117	196	22	19
Payne, JJ	57	180	6	14
Boss, Robert	42	119	10	14
Alfonzo, DeJuan	37	115	16	38
Cook, Charlie	19	105	5	19



## Top Ten Kickers

All-Time Kicking	Made	Att	Long	Blocked
Gispert, Keith	38	64	54	3
Frantz, Dan	25	56	56	4
Gould, Chris	15	29	42	2
Elezovic, Pete	8	28	46	1
Cool, David	6	13	46	2
Forstrom, Rob	3	5	30	0
Rienecker, Bruce	3	10	28	0
Salerno, Mike	3	4	28	0
Houston, Joe	2	6	34	0
Edinger, Paul	1	2	21	0

## Top Ten Returners

All-Time Returning	Num	Yards	TD	Long
Chatman, Antonio	139	3287	9	58
Gray, Reggie	104	2001	7	58
Ordway, Jonathan	100	1891	4	57
Martin, Chris	81	1430	1	57
Wright, Carlos	60	1338	3	57
Douglas, Henry	69	1292	2	58
Douglass, Joe	64	1286	4	58
Simpson, Jason	57	1057	1	54
McDaniel, Jeremy	39	674	0	38
Stingley, Derek	29	537	1	55

## Yardage Leaders

Chatman, Antonio	6344
Gray, Reggie	5926
Molden, Etu	3804
Douglass, Joe	2993
Douglas, Henry	2565
Sippio, Bobby	2505
McDaniel, Jeremy	2308
Alfonzo, DeJuan	2181
Perry, Jared	2082
Ordway, Jonathan	2001

## Scoring Leaders

Gray, Reggie	634
Molden, Etu	446
Sippio, Bobby	420
Alfonzo, DeJuan	394
Gispert, Keith	387
Chatman, Antonio	378
Frantz, Dan	325
McMillen, Bob	314
Fleshman, Lindsay	260
Gould, Chris	239

## Tackle Leaders

Player	UT	AT	Total
Alfonzo, DeJuan	318	208	431
Robinson, Dennison	232	67	265.5
Unertl, Jeremy	213	53	239.5
Hall, Vic	166	13	172.5
Moyer, John	126	92	172
Walker, Cedric	145	43	166.5
Porter, Dameon	106	22	117
McGourty, Jamie	87	58	112
Shaw, Russell	98	25	110.5
Ferguson, Josh	88	21	109

## Interception Leaders

Player	Int	Yards
Porter, Dameon	26	282
Robinson, Dennison	25	248
Alfonzo, DeJuan	19	329
Unertl, Jeremy	19	297
Hall, Vic	16	222
Morris, Kelvin	14	263
Ferguson, Josh	8	73
Fleshman, Lindsay	7	93
Rogers, Nygel	7	82
Simpson, Jason	7	48

## Sack Leaders

Player	Sacks	Yards
Moyer, John	37.5	199
Baron, James	16	90
Peters, Joe	12.5	80
Vickerson, Quartez	10	58
Weivoda, Mark	10	82
Smith, Khreem	8	57
Hutch, Anthony	6.5	42
Brown, Xavier	6	32
Burt, E.J.	6	37
Kleinhesselink, Riley	5.5	18

# All-Time ROSTER

Name	Position	School	Years	#	Games
Abdul-Khaliq, Asad	QB	Minnesota	2005-2006	14, 8	5
Ah Yat, Brian	QB	Montana	2003	12	1
Alexander, Dan	FB/LB	Nebraska	2008	38	16
Alfonzo, DeJuan	DS, WR/DB, LB	Indiana State	2003-2008, 2010	23	101
Allen, Reggie	OS	Central Michigan	2004	83	1
Alston, Michael	OL/DL	Toledo	2010	40	13
Amituanai, Conan	OL	Arizona	2012	55	1
Azar, Steve	K	Northern Illinois	2006	6	1
Baldwin, Ervin	DL	Michigan State	2012	94	6
Barnes, Josh	WR/DB	Northwestern	2001	25	2
Baron, James	OL/DL	Virginia Tech	2002-2004, 2008	95	58
Beard, Kevin	WR	Miami (FL)	2007	13	3
Binns, Broderick	DL	Iowa	2012	91	1
Bishop, Michael	QB	Kansas State	2006	7	6
Blazek, A.J.	OL/DL	Iowa	2001-2002	50	28
Bleisath, D.J.	OL/DL	Tennessee Tech	2005-2007	88	41
Bonner, Cornelius	WR/DB	Cincinnati	2001-2003	9	43
Bonner, Sherdrick	QB	Cal-State Northridge	2008	13	7
Boss, Robert	OL	Northern Michigan	2007-2008, 2010	94	45
Bowers, Jamie	FB/LB	Wabash College (IN)	2001-2002	45	15
Bowick, Tony	OL/DL	Tennessee-Chattanooga	2002-2003	70	30
Boyer, Rick	FB/LB	Millersville (PA)	2002	44	2
Brache, Ignacio	K	California	2002	44	1
Brinkley, Brandon	DB	Houston	2012	18	1
Broughton, Vernon	OL/DL	Fayetteville State	2001	78	6
Brown, Levelle	FB/LB	Northwestern	2003-2004, 2006	20	7
Brown, Nekos	LB	Virginia Tech	2012	56	11
Brown, Xavier	DL	CW Post	2012	96	8
Browning, Chris	FB/LB	Western Michigan	2004	35	1
Burt, E.J.	DL	West Liberty State	2007	96	16
Caldwell, Donnie	WR/DB	Western Illinois	2004-2005	21	3
Calvin, Jorrick	DB	Troy State	2012	14	6
Campbell, Darrell	DL	Notre Dame	2012	92	9
Carey, Tim	QB	Hawaii	2001-2002	3, 8	24
Casher, Larry	DS	Auburn	2002	23	0
Chatman, Antonio	OS	Cincinnati	2002-2003	18	30
Chilcote, Andy	FB/LB	Wisconsin-Stevens Point	2002	40	4
Cissoko, Boubacar	DB	Michigan	2012	18	6
Clemons, Sam	QB	Western Illinois	2003-2004	2	0
Clermond, Joe	DL	Pittsburgh	2011	15	8
Cobb, C.J.	OL	Cincinnati	2012	70	17
Coleman, Thaddeus	OL/DL	Mississippi Valley State	2010	92	3

# All-Time ROSTER

Name	Position	School	Years	#	Games
Cook, Charlie	FB/LB	C.W. Post	2005-2006	92	21
Cool, David	K	Georgia Southern	2002	23	4
Cox, Darnell	WR/DB	Fayetteville State	2001	15	3
D'Orazio, Matt	QB	Otterbein	2006-2007	10	31
Daniels, Wayne	DL	TCU	2012	40	2
Dantzler, Woody	WR/DB	Clemson	2006	11, 1	7
Dennard, Ryan	WR/LB	Arizona State	2008	9	3
Dennis, DaShane	DS	Delaware State	2004	24	1
Derricks, Anthony	DS	Mississippi State	2003	6	2
Devoe, Todd	WR	Central Missouri	2011	3	4
Dicken, Billy	QB	Purdue	2001-2003	7	40
Dillard, Barry	WR/DB	Memphis	2003	3	2
Dillon, Charles	WR	Washington State	2011	17	17
Douglas, Henry	OS	North Carolina A&T	2005-2006	9	14
Douglass, Joe	OS	Montana	2001-2002	4	16
Drone, Luke	QB	Illinois State	2012	7	15
Eason, Curtis	OL/DL	East Tennessee State	2006-2007	55	28
Edinger, Paul	K	Michigan State	2008	22	1
Eisenhardt, Billy	OL	Grand Valley State	2012	51	17
Elezovic, Pete	K	Michigan	2001	8	12
Elliott, Beau	OL	Indiana (PA)	2008, 2010	56	29
Ezekiel, Liam	LB	Northeastern	2008	15	15
Faoa, Asi	FB/LB	UCLA	2011	55	4
Felder, Chris	DB	Alabama Birmingham	2012	3	1
FenceRoy, Leo	WR/DB	Sioux Falls	2004	14	1
Ferguson, Josh	DB	UTEP	2010	2	16
Ficklin, Antonio	DL	San Jose State	2011	23	4
Fields, Brandon	DB	Tennessee Tech	2011	20	1
Filani, Joel	WR	Texas Tech	2011	19	1
Fitzgerald, Jeffrey	DL	Kansas State	2012	95	16
Fleshman, Lindsay	WR/LB	James Madison	2002-2004	10	41
Flowers, Nichiren	WR/DB	Nevada	2010	18	9
Ford, Carl	WR	Toldedo	2007	12	0
Forstrom, Rob	K	St. Norbert	2011	10	4
France, Todd	K	Toldedo	2008	4	1
Frantz, Dan	K	Portland State	2006-2008	9, 4	38
Freeman, Brandon	DB	Umass	2012	9	8
Gatto, Nick	K	Arkansas State	2003	3	1
Geathers, Jeremy	DL	UNLV	2011	7	5
Gispert, Keith	K	Georgia State	2003-2006	16	47
Gould, Chris	K	Virginia	2010-2011	9	16
Gray, Reggie	WR	Western Illinois	2011-2012	1	36

# All-Time ROSTER

Name	Position	School	Years	#	Games
Greczek, Colin	OL/DL	Western Michigan	2003-2005	52	27
Griffin, Anthony	WR/DB	Arkansas State	2003	21	0
Hall, Vic	WR/DB	Virginia	2011-2012	4	20
Hamilton, Marquis	WR	Iowa State	2012	16	18
Hammel, Todd	QB	Stephen F. Austin	2005	8	6
Hankton, Furnell	OL/DL	Louisiana State	2001-2003	87	26
Hannah, Justin	DB	Tuskegee	2011	14	9
Hargrove, Reggie	OL/DL	Louisville	2001	53	2
Harrell, Damian	WR	Florida State	2008	1	16
Harris, Aundrae	WR/DB	California	2004	7	4
Harris, Courtney	LB	North Alabama	2012	45	3
Hemphill, Kelvyn	DB	Illinois State	2011-2012	21	8
Henderson, Carlos	DB	UAB	2008	5	8
Henderson, Tony	OL/DL	Michigan	2001	96	13
Hicks, Adam	K	South Dakota	2002	30	2
Higgins, Kenny	WR/DB	Toledo	2010	1	7
Hill, Jai	WR/LB	Indiana (PA)	2001	21	11
Houston, Joe	K	Southern California	2012	25	9
Howard, Todd	DS	Michigan	2005-2006	12	12
Huerkamp, Matt	K	Troy State	2001	2	2
Hunter, Kelvin	DS	Arizona	2001	10	12
Hutch, Anthony	OL/DL	Murray State	2001-2002	82	27
Ibeh, Buchie	WR/DB	Temple	2006-2007	14, 6	6
Jackson, Jatón	OL/DL	Delta State	2001	90	1
James, Greg	DB	Louisiana- Monroe	2011	2	10
Johnson, C.J.	OS	Tennessee State	2005-2006	2	17
Johnson, Jeroid	DS	Oklahoma State	2005	5	14
Kilow, Robert	WR/LB	Arkansas State	2003	8	1
Kinsinger, Matt	FB	Slippery Rock	2008	25	1
Kirton, Johnnie	FB/LB	Washington	2011	37	18
Kleinhesselink, Riley	OL/DL	Northwestern College (IA)	2001, 2003-2004	99, 96	33
Koscielski, Dale	WR/LB	Delaware	2001, 2003	40	16
Kyles, Perry	DB	Tennessee Tech	2011	5	15
Ladd, Anthony	WR/LB	Cincinnati	2001-2003, 2004	18, 2, 11	40
Lainhart, Brian	DB	Kent State	2012	3	4
Larrimore, Kareem	DS	West Texas A & M	2004	11	7
LaTendresse, Travis	WR	Utah	2008, 2010	88	19
Lawson, Chris	DS	Rhode Island	2001	23	12
Lee, Derek	WR	Tennessee Tech	2011	8	8
Levenson, Luke	WR/DB	Minnesota	2004	37	0
Long, Gabe	DL	Utah	2012	92	1
Loots, Jeff	QB	Southwest State (MN)	2001	12	3
Lukins, Tony	DS	New Mexico State	2005	7, 13	14
Ma Sun, Palauni	OL/DL	Oregon	2010	77	16

# All-Time ROSTER

Name	Position	School	Years	#	Games
Macfarlane, Curtice	OL/DL	San Jose State	2001	73	1
Madison, Colin	OL	Temple	2012	75	5
Mager, Rob	WR	University of Indianapolis	2007-2008	11	10
Majors, Leslie	DB	Indiana	2012	8	1
Martin, Chris	DB	Washington State	2010	5	16
Martin, Jamus	FB/LB	Marshall	2010	38	4
Marzett, Damien	DS	California	2002	25	1
Massey, George	OL/DL	Kentucky	2001	97	7
McCall, Jon	OL/DL	Central Michigan	2004-2005	91	11
McCauley, Tango	OL/DL	Alabama State	2006	65	14
McClover, Stanley	DL	Auburn	2011	90	1
McCombs, Ben	DL	Mid-America Nazarene	2008	90	3
McCullough, Andy	WR	Tennessee	2007	85	11
McDaniel, Jeremy	OS	Arizona	2004-2005	15	27
McDermott, Brett	WR	Holy Cross	2011	13	4
McDonald, Travis	FB/LB	Missouri	2005	45	1
McGhee, Jermaine	DL	Prairie View A & M	2012	17	2
McGourty, Jamie	FB/LB	Springfield (MA)	2001-2005	33	60
McKelvey, J.J.	WR	Clemson	2011	3	3
McKenzie, Marcus	OL/DL	North Dakota	2001-2003	77	37
McKenzie, Rich	OL/DL	Penn State	2002	90	13
McKinley, Cedric	DL	Minnesota	2012	93	8
McKinley, Verone	DS	Texas Tech	2002	3	5
McMackin, Rob	OL	Towson	2008	70	0
McMackin, Shawn	OL	Hofstra	2010	90	8
McMillen, Bob	FB/LB	Illinois Benedictine	2003-2007	44	80
Merritt, Ahmad	WR	Wisconsin	2007	81	5
Michna, Russ	QB	Western Illinois	2007-2008, 2010-2012	8, 12	49
Milligan, Hamin	DS	Houston	2004	3	8
Molden, Etu	WR/LB	Montana	2004-2007	17	47
Monk, Russell	FB/LB	Saint Ambrose	2012	10	6
Montgomery, Jerry	OL/DL	Iowa	2003	97	5
Moody, Semaj	DB	South Carolina State	2012	22	18
Moore, Frank	OL/DL	Pittsburgh	2003-2007	66	66
Moore, Malcom	DS	Murray State	2004	13	1
Moore, Marcus	WR/DB	Colorado	2006	22	0
Morris, Kelvin	LB	Clemson	2011-2012	11, 37	36
Moss, Tristan	DS	Western Michigan	2002	3	4
Moyer, John	OL/DL	Eastern Illinois	2002-2008	99	103
Muagututia, Halakilangi	WR/DB	Texas-El Paso	2003	30	4
Myers, Nick	OL/DL	Michigan State	2006-2007	5	10
Newkirk, Mike	DL	Wisconsin	2010	95	11
Newton, Syvelle	WR	South Carolina	2010	17	5



# All-Time ROSTER

Name	Position	School	Years	#	Games
Norton, Jerell	DB	Arkansas	2012	9	1
O'Donnell, Joe	K	Maryland	2008	12	1
O'Daniel, Corey	OL	Gardner Webb	2012	75	3
O'Neill, Ryan	OL	Dartmouth	2012	55	2
Ordway, Jonathan	DB	Boston College	2007-2008	20	26
Parker, Marcus	DL	New Mexico	2011	90	1
Parker, Martin	DB	Richmond	2011	97	5
Parker, Samie	WR/DB	Oregon	2010	4	11
Patridge, Stuart	QB	Mississippi	2002	6	0
Paul, Brad	OL	Memphis	2012	66	2
Pauley, Charles	WR/DB	San Jose State	2005	4	9
Payne, J.J.	FB	Western Illinois	2012	43	18
Peaua, John	FB	Nevada	2008	33	1
Pegues, Chad	OL/DL	Illinois State	2005	94	2
Perry, Jared	WR	Missouri	2012	6	18
Peters, Joe	OL/DL	Concordia	2006-2008, 2010	93	59
Phillips, Josh	DS	Yale	2004	5	1
Philyaw, Raymond	QB	Northeast Louisiana	2000-2005	1	29
Pittman, Kirston	DL	LSU	2011	94	3
Porter, Dameon	WR/DB	Wayne State (NE)	2001-2003	1	42
Pospisil, Scott	OL/DL	Iowa	2005	55	10
Randolph, Dominic	QB	Holy Cross	2011	2	9
Raterink, JJ	QB	Wyoming	2010	11	4
Rienecker, Bruce	K	West Liberty State (WV)	2002	24	7
Robinson, Dennison	WR/DB	West Georgia	2006-2008	21	48
Rodgers, Kelvin	DB	Minnesota State	2012	21	3
Rogers, Nygel	WR/DB	Appalachian State	2010	21	8
Roper, Justin	QB	Montana	2012	18	3
Rucker, Micah	WR	Eastern Illinois	2011	80	3
Sadler, James	DB	SW Oklahoma	2007-2008	7	19
Salerno, Mike	K	Northern Illinois	2012	20	8
Salisbury, Chad	QB	Buffalo	2003-2004	4	27
Sawyer, Corey	DS	Florida State	2004	8	13
Scissum, Ed	FB/LB	Alabama	2001	30	11
Scott, Reggie	DL	Tulane	2011	98	13
Setta, Nicholas	K	Notre Dame	2012	18	1
Shaw, Russell	WR/DB	Michigan	2005-2007	3, 2	33
Sikora, John	OL/DL	Slippery Rock	2004-2008	98	79
Simon, Salem	OL/DL	Northwestern	2003-2004	53, 90	11
Sippio, Bobby	OS, WR	Western Kentucky	2006-2007	9, 3	18
Smith, Clifton	FB/LB	Syracuse	2010	7	14
Smith, Khreem	OL/DL	Oklahoma State	2006, 2008	58	26
Solomon, Clinton	WR	Iowa	2008	10	0
Stanley, Montavious	DL	Louisville	2012	94	2

# All-Time ROSTER

Name	Position	School	Years	#	Games
Stewart, Broderick	DL	Vanderbilt	2012	5	6
Stiebel, Jim	OL/DL	Kansas	2001	55	12
Stingley, Derek	DS	Triton College (IL)	2001	24	14
Stucker, Kenny	K	Ball State	2003	6	2
Sullivan, Reggie	DB	Johnson C. Smith	2012	5	1
Sump, Brian	WR/DB	Colorado School of Mines	2006	81	0
Tarver, Hurley	WR/DB	Central Oklahoma	2004	9	11
Taylor, Gladston	OL/DL	Northwestern	2005	97	8
Taylor, Johnathan	OL/DL	Montana State	2005	90	3
Taylor, Marvin	DS	Florida A&M	2002-2003, 2006	15, 6	29
Thomas, Jason	OL	Hampton	2007	91	14
Thomas, John	OL/DL	Nevada	2004-2005	97, 56	13
Thomas, Marco	WR	Western Illinois	2010	15	3
Thompson, Will	DL	Georgia	2010	43	3
Turkovich, Mike	OL	Notre Dame	2011	77	9
Turner, Alan	WR/DB	Southern Illinois	2010	14	14
Turner, Terrance	WR	Indiana	2012	2	16
Unertl, Jeremy	DS, DB	Wisconsin - LaCrosse	2006-2007	37	46
Vance, Vince	OL	Georgia	2011	75	16
Vickerson, Quartez	DL	Grand Valley State	2010-2011	99	2
Walker, Cedric	DS	Stephen F. Austin	2001-2003	5	26
Walker, Demetrios	DL	Middle Tennessee State	2007-2008	97	5
Walker, Derek	DL	Illinois	2012	90	4
Walters, Pierre	DL	Eastern Illinois	2012	91	4
Washburn, Ronnie	FB/LB	Livingstone	2002	44	0
Washington, Kendrick	DL	Florida A&M	2011	90	1
Watkins, T.J.	DL	Clemson	2011	73	16
Waugh, Marcus	FB/LB	Cincinnati	2011	40	17
Weivoda, Mark	OL/DL	Idaho State	2010	33	12
White, Josh	FB	California	2010	25	1
Whitley, Darnell	OL/DL	Waldorf College (IA)	2010	91	10
Williams, Greg	DS	North Carolina	2004-2005	6	16
Wise, Talib	DB	Nevada	2008	3	2
Wright, Carlos	WR/LB	Tennessee State	2005-2006	11, 1	15
Zeck, Nick	OL	Lakeland College	2008	75	2

# Team HIGHS and LOWS

TEAM	RUSH	OPPONENT
Largest Winning Margin	54 - 5/19/08 vs. Los Angeles (72-18)	40 points, 6/9/12 @ Utah (68-28)
Most Points, One Team	84 - 5/6/06 vs. Utah (84-48)	84, 5/26/12 vs San Jose
Fewest Points, One Team	20 - 4/29/06 @ Georgia (55-20)	13, 3/1/03 @ Buffalo (40-13)
Most Points, 1st Quarter	22 (2 times) - last 3/14/08 @ Grand Rapids	28, 1/30/05 @ Dallas
Least Points, 1st Quarter	0 (7 times) - last 7/21/12 @ Cleveland	0 (16 times), last 7/21/12 vs Cleveland
Most Points, 2nd Quarter	35 - 4/1/07 vs. Los Angeles	37, 4/25/04 vs. Los Angeles
Least Points, 2nd Quarter	0 (3 times) - last 4/29/06 @ Georgia	0 (five times), last 7/9/11 @ Georgia
Most Points, 1st Half	47 - 5/6/06 vs. Utah	50, 4/25/04 vs. Los Angeles
Least Points, 1st Half	7 - 4/29/06 @ Georgia	3, 6/8/02 vs. Detroit
Most Points, 3rd Quarter	32 - 6/15/02 @ San Jose	34, 5/7/10 @ Milwaukee
Least Points, 3rd Quarter	0, (nine times), last 5/12/12 @ Arizona	0 (17 times), last 3/10/12 vs Tampa
Most Points, 4th Quarter	34, 5/12/01 vs. Indiana	34, 5/18/02 vs. Georgia
Least Points, 4th Quarter	0, (two times), last 6/9/12 @ Utah	0 (seven times), last 7/1/11 vs. Utah
Most Points, 2nd Half	48 (two times) last 4/21/07 @ Grand Rapids	49, 5/26/12 @ SJ (OT)
Least Points, 2nd Half	6, 5/19/07 vs. Nashville	0 (twice) last 6/23/07 vs. KC
Touchdowns	12 (six times),last 5/26/12 @ SJ	12, 5/26/12 vs San Jose
First Downs	29, 4/10/05 vs. San Jose	30, 2/12/06 vs. Nashville
Total Offense (Yards)	431, 6/3/12 vs. Spokane	424, 5/26/12 vs San Jose
Combined Return Yards	265, 3/9/03 vs. San Jose	252, 6/15/02 @ San Jose
Passes Attempted	51, 5/12/12 @ Arizona	54, (three times), last 4/16/10 @ Arizona
Passes Completed	32, 6/23/12 vs. Kansas City	37, 4/9/10 vs. Cleveland
Yards Passing	406, 2/13/05 @ Colorado	412, 5/26/12 vs San Jose
Touchdowns, Passing	9 (twice), last 6/3/12 vs Spokane	9, (twice), last 5/26/12 vs San Jose
Rushing Attempts	18 (three times), last 3/22/12 vs. Orlando	23, 3/4/07 @ Kansas City
Yards Rushing	73, 6/18/07 @ Colorado	131, 3/4/07 @ Kansas City
Touchdowns, Rushing	6 (three times) last 5/8/04 @ Grand Rapids	6, 3/4/07 @ Kansas City
Interceptions on Defense	6, 7/9/11 @ Georgia	5, 6/15/01 @ Indiana
Penalties	17, 4/21/01 @ Oklahoma	18, 3/16/03 @ Las Vegas
Fumbles Lost	4 (twice), last 4/22/11 vs. Kansas City	4 (twice), last 4/1/07 vs. LA
Turnovers Committed	6 (twice), last 6/23/01 vs. Detroit	7 (twice), last 7/9/11 @ Georgia

# Individual HIGHS and LOWS

INDIVIDUAL	RUSH	OPPONENTS
Yards Passing	409 yards, 2/13/05 @ Colorado (Philyaw)	417, 5/26/12 vs San Jose (Grieb)
Touchdown Passes	9 (twice), last 6/3/12 vs Spokane (Michna)	9, 5/26/12 vs San Jose (Grieb)
Longest Completion	49 yards (three times), last 3/21/04 vs. Orlando (Philyaw to McDaniel)	47, 3/10/12 vs Tampa (Wasil to Rodriguez)
Receptions	15 (twice), last 5/7/07 vs. Colorado (Sippio)	16, 7/13/02 vs. Dallas (Culver)
Receiving Yards	252 yards, 4/21/07 @ Grand Rapids (Sippio)	194 yards (twice), last 5/6/12 vs Iowa (Schmidt)
Receiving Touchdowns	6 (4 times), last 6/9/07 vs. GR (Sippio)	7, 4/16/11 @ Iowa (Schmidt)
Rushing Attempts	13, 5/22/11 vs. Arizona (Kilton)	17, 5/19/07 vs. Nashville (Alexander)
Rushing Yards	46 yards, 7/1/11 vs. Utah (Kilton)	71 yards, 5/19/07 vs. Nashville (Alexander)
Rushing Touchdowns	4, 5/8/04 @ Grand Rapids (McMillen)	5, 7/20/02 vs. Indiana (Thompson)
Longest Rush	38 yards, 6/18/07 @ Colorado (Alfonzo)	31 yards, 4/4/04 @ Las Vegas (Frank Carter)
PAI, Made	11 (twice), last 5/26/12 vs. San Jose (Houston)	10 (twice), last 5/26/12 vs San Jose (Pertuit)
PAI, Attempted	11 (four times), last 5/26/12 vs. San Jose (Houston)	11 (twice), last 5/26/12 vs San Jose (Pertuit)
Field Goals Made	3 (five times), last 6/22/08 vs. Dallas (France)	3 (3 times), last 6/2/07 @ LA (Hamilton)
Longest Field Goal	56 yards, 3/9/07 vs. San Jose (Frantz)	57 yards, 5/25/01 @ Milwaukee (Hamilton)
Longest Kickoff Return	58 yards (six times), last 5/29/11 vs. Tulsa (Gray)	58 yards (TD) (twice), last 3/24/07 @ Columbus (Holder)
Longest MFG Return	58 yards (TD), 6/8/02 vs. Detroit (Chatman)	52 yards, 6/15/02 @ San Jose (Thomas)
Longest Interception Return	55 yards (TD), 5/22/11 vs. Dallas (Morris)	45 yards (twice), last 6/7/08 @ Clev. (Hefflin)
Sacks	3.0, 5/11/03 vs. Arizona (Moyer)	2.0 (16 times), last 7/8/12 vs San Antonio (Degrate)
Interceptions	3 (twice), last 6/4/11 @ KC (Hall)	2 (eight times), last 7/23/11 vs. Milw (Brinkley)
Tackles	15.5, 3/31/12 @ Iowa (Hall)	15.0, 3/10/06 vs. Colorado (Floyd)





Head Coach: Gloria Esposito



## 2013 Media INFORMATION

All requests for working press, radio, television and photo credentials should be submitted in writing or by fax on company letterhead to the Rush communications department. Requests should be submitted no later than noon on the day prior to the game. All credentials are non-transferable and any unauthorized use will subject the bearer to ejection from Allstate Arena. Credentials must be worn in plain view at all times. Only photographers on assignment will be allowed access to the designated photography locations in Allstate Arena.

**Mike McLaughlin**  
**Media Relations Coordinator**  
**2340 S. River Road #402**  
**Des Plaines, IL 60018**  
**855-787-4946**  
**mmclaughlin@arenarush.com**

**Press room** The press room is located at the west end of Allstate Arena on the concourse level. All media members with credentials are invited to a pregame meal in the press room. The room will open two hours before kickoff. It will also serve as the interview room after the game.

**Press Will Call** The press will call window is located at the North Gate, East Doors of Allstate Arena (off Lunt Street). It will open three hours before kickoff.

**Parking** There are a limited number of parking spots available for accredited media members on the north side of Allstate Arena. Please call the Rush communications office to reserve a parking space.

-----

Game notes, flip cards, statistics, league releases, information guides and other pertinent game information will be available in the press box and in the press room prior to the game.

- Quarter and halftime statistics will be available in the press box.
- Final game statistics will be available approximately 30 minutes after the game in the press box and press room.
- Please direct postgame fax requests to a member of the Rush communications staff.

The locker rooms are off-limits to the media prior to kickoff. The medical training areas and the officials locker room are off-limits at all times.

- All pregame interviews should take place on the field; contact the Rush communications department to set up an interview.
- After games, the locker rooms will be opened after a 10-minute cooling off period. In addition, Rush head coach Bob McMillen and selected players will be available in the press room.

All Rush practices are open to the public unless otherwise notified by the communications staff; please call to confirm practice times and locations. Players and coaches are available for interviews after practice. Most practices are held at the team's practice facility, 545 Consumers Avenue, Palatine, IL.



## Chicago Rush **COMMUNITY RELATIONS**

While the Chicago Rush have been a flagship member of the AFL since their founding in 2001, their efforts do not stop after the final whistle. One of the primary responsibilities of a community member is to give back, and the Rush make sure they exceed all expectations in offering support to those who need it. The Rush look to extend their championship ways into Chicago and its suburbs, offering smart, positive involvement to the nearly ten million people who call the area home.

The Chicago Rush Community Relations department is committed to being a liaison between the team and its fans. From appearances to donations and everything in between, there is always a way that the Rush can lend a hand to those who help the team succeed on the field- the community. For over ten years, the Rush have been contributing members of the Chicagoland area, and are always looking for new and innovative ways of giving back.

If you would like more information on the team's efforts, please contact the front office at 855-787-4946.



## Allstate **ARENA**

Renovated in 1999, the Allstate Arena is one of the crown jewels of the Village of Rosemont. The \$20 million renovation made the Allstate Arena a state-of-the-art facility.

Among the many improvements:

- An additional 45,000 square feet of space in lobbies, upper floor restrooms and customer service areas.
- Enhancing the overall acoustics.
- Wider aisles and improved sight lines.
- Nearly 7,000 lower level seats were widened and reupholstered.
- Upper level seats were reupholstered.

The Arena hosts more than 150 events annually, attracting an average of 1.5 million audience members to witness some of the world's top musical performers, exciting sporting events and fun-for-everyone family entertainment.

With 18,500 reserved seating capacity and 48 skyboxes, the Allstate Arena is one of the largest indoor entertainment facilities in the Chicagoland market. Excellent sight lines from all seat locations, plenty of on-site parking and convenient public transportation make the Allstate Arena the premier entertainment venue.



**Allstate** | arena

### ***From O'Hare International Airport:***

East on Interstate I-90 to Mannheim Road North exit. Proceed north on Mannheim Road about 1.5 miles. Approximate total time: 5 minutes

### ***From Downtown Chicago:***

West on the Kennedy Expressway (I-90) to Northwest Tollway (I-90). Exit Northwest Tollway at Lee Street, first exit after first toll booth. The Allstate Arena is on your right after exiting. Approximate total time: 30 minutes

### ***From Southbound or Northbound Tri-State Tollway (I-294):***

Exit at Northwest Tollway (I-90). Proceed on Northwest Tollway to Lee Street exit, first exit after first toll booth. The Allstate Arena is on your right after exiting.

### ***From Eastbound Northwest Tollway (I-90):***

Exit at O'Hare International Airport exit (I-190 west). Proceed on I-190 to Mannheim Road North exit. Take Mannheim Road north about 1.5 miles to Allstate Arena parking lot, which will be on the left.

### ***Public Transportation:***

Take the CTA Rapid Transit Blue line (designated Congress-O'Hare: Douglas-O'Hare) to Rosemont station. Transfer to RTA bus line 221 or 222 to Allstate Arena. Bus 222 runs to the Allstate Arena, departing one hour before the start time of each event, with service every 20 minutes until kickoff. Total time from Loop: 45 minutes. Outside of Bus 222, please note buses run every hour on the hour, except during rush hour when service is more frequent.

# THE ARENA FOOTBALL LEAGUE



## Mission STATEMENT

*We, the players, coaches, officials, staff, and owners of the Arena Football League do hereby solemnly pledge to uphold, honor and foster the Mission Statement of the Arena Football League that we are here:*

**"To serve our community with pride and passion as a quality example of individual and team excellence on the field, in the office, at the arena and within the community by consistently exceeding our customers' expectations by demonstrating the highest character, appreciation and respect for our game, customers, teammates and partners as a cost-effective and visionary organization providing a total entertainment experience."**

## Fans' BILL OF RIGHTS

In furtherance of our Mission Statement, we, the players, coaches, officials, staff and owners of the AFL are thankful to the Fans that we serve, appreciate their support and dedicate ourselves collectively to protecting their rights as the greatest sports and entertainment Fans in the world.

We believe that every Fan is entitled to a wholesome environment for guests and family members, free of violence, profane gestures and language or rude and invasive behavior that could in any way interfere with a first-class entertainment experience.

We believe that every Fan demands that we maintain absolute respect for the game of Arena Football and maintain the integrity of the finest of fair competition at all times.

We believe that every Fan deserves our very best effort on a consistent basis, on every play on the field, every action in the stands, every call to our office, and every involvement in our community.

We believe that every Fan is entitled to a total entertainment experience at an affordable cost for all members of the family from the time they arrive at the arena to the time they depart.

We believe that every Fan should receive the very best in competitive football, entertainment, merchandise, food and beverage for their purchasing power.

We believe that every Fan is entitled to interact with and have access to players and coaches for autographs and conversation in recognition of their support at every game.

We believe that Fans are entitled to fast, accurate, and complete information about our players, coaches, league, games, and performance.

We believe that Fans expect the Arena Football League to be comprised of gentlemen and ladies who are examples and role models for youth, free of physical violence, drugs, alcohol, and gambling abuse.

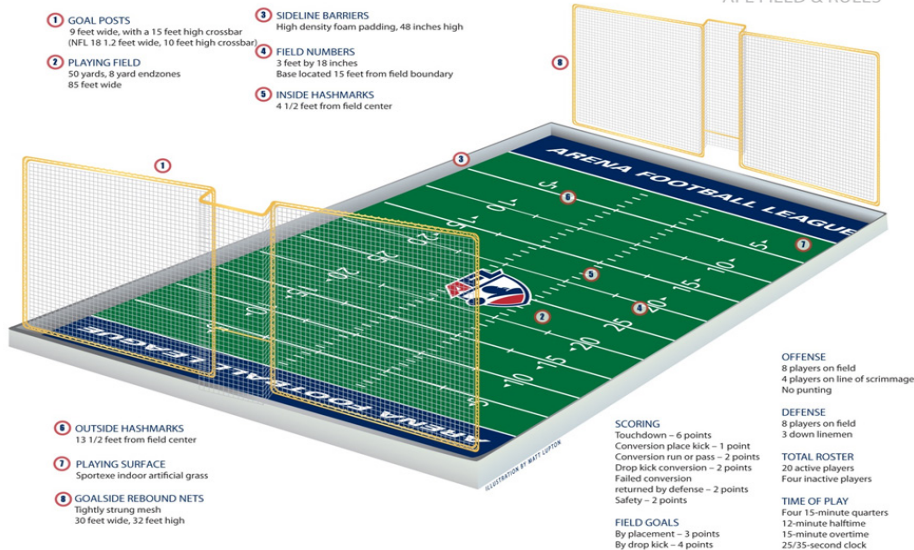
We believe that Fans expect us to honor our country and to be involved in our communities to make contributions for a better, safer, and more positive place to live.

We believe that Fans should know that we are committed to serve and not to be served, to give and not to just take, and to inspire and encourage people to higher levels of personal and professional achievement, growth, maturity, and respect for each other.

# The GAME

## RULES OF THE GAME

### AFL FIELD & RULES



### FIELD

- An indoor padded surface 85 feet wide and 50 yards long with eight-yard end zones.
- Goal posts are nine (9) feet wide with a crossbar height of 15 feet (NFL goal posts are 18-1/2 feet wide with the crossbar at 10 feet).
- The goal-side rebound nets are 30 feet wide by 32 feet high. The bottoms of the nets are eight (8) feet above the ground.
- Sideline barriers are 48 inches high and made of high-density foam rubber.

### EQUIPMENT

- The official football is the same size and weight as the National Football League ball. Each ball is manufactured by Spalding, a division of Russell Corporation.

### PLAYERS AND FORMATIONS

- Eight players on the field; 21-man active roster; three-man inactive roster.
- Players may play both offense and defense.
- Substitution: Coaches are permitted to substitute players at will.
- Four (4) offensive players must line up on the line of scrimmage.
- Three (3) defensive players must be down linemen (in a three- or four-point stance). One linebacker may blitz on either side of the center. Alignment is two-or-more yards off the line of scrimmage. No stunting or twisting.
- Offensive motion: One receiver may go in forward motion before the snap.

### TIMING

- Four (4) 15-minute quarters with a 15-minute halftime.
- The clock stops for out-of-bounds plays or incomplete passes only in the last minute of each half and when the referee deems it necessary for penalties, injuries or timeouts.
- Each team is allowed three (3) timeouts per half.

### MOVEMENT OF THE BALL AND SCORING

- Four (4) downs are allowed to advance the ball ten (10) yards for a first down, or to score.
- Six (6) points for a touchdown.
- One (1) point for a conversion by place kick after a touchdown, two (2) points for a conversion by drop kick and two (2) points for a successful run or pass after a touchdown.
- Three (3) points for a field goal by placement or four (4) points for a field goal by drop kick.
- Two (2) points for a safety.

### KICKING

- Kickoffs are from the goal line. Kickers may use a one-inch tee.
- Punting is illegal. On fourth down, a team may go for a first down, touchdown or field goal.
- The receiving team may field any kickoff or missed field goal that rebounds off the net.
- Any untouched kickoff, which is out of bounds, will be placed at the 20-yard line or the place where it went out-of-bounds, whichever is more advantageous to the receiving team.

### PASSING

- Receivers must have one foot inbounds for a catch. A forward pass that rebounds off the rebound net or sideline barrier is a live ball and is in play until it touches the playing surface.

### OVERTIME RULES

- Overtime periods are 15 minutes for both the regular season and the playoffs.
- Each team gets one (1) possession to score. If, after each team has had one possession, one team is ahead, that team wins. If the teams are tied after each has had a possession, the next team to score wins.

## Glossary of AFL TERMS

**BALL IN THE STANDS** When a ball is thrown or bounces into the seats surrounding the playing field, the lucky fan that catches the ball keeps it.

**DROP KICK** A drop-kicked FG is worth 4 points. A drop-kicked extra point is worth 2 points. Spokane Shock kicker Taylor Rowan was the last man to connect on a two-point dropkick (7/22/2011 vs. Jacksonville).

**IRONMAN** Signifies participants playing both offense and defense.

**"MAC" AND "JACK" LINEBACKERS** "Mac" may rush the QB straight on without stunting, twisting or drop-back coverage. "Jack" must stay within an imaginary box behind the line of scrimmage. Either LB may cover the fullback or tight end.

**OFFENSIVE MOTION** Unlike stadium-played football, one offensive back may go into forward motion prior to the snap of the ball.

**OVERTIME** Arena Football has a unique overtime rule: If a contest is tied after regulation, teams will play a 15-minute overtime. Each team will have one opportunity to score. If, after each team has had one chance to score, the game is tied, the first team to score is crowned the winner.

**REBOUND NETS** Goal-side rebound nets extend outward from each upright. The nets are 30-feet wide, 32-feet high and extend to 40 feet above the playing surface. The bottom bars of the frames are positioned eight (8) feet above the surface. The "scoring area" is nine-feet wide and 15-feet high. Nets are stretched taut so that a missed kick attempt will rebound off the net and back into the field of play. Once the ball caroms off the net, it's live.

**SIDELINE BARRIERS** Similar to the sideboards that surround a hockey rink, the sideline barrier encircles the playing surface. The barrier is made of a high-density foam pad, measuring four (4) inches thick.

**STUNTING OR TWISTING** When a defensive lineman is rushing the passer, there's no "stunting" or "twisting." In other words, linemen are required to power past offensive linemen.

**TIGHT END** One offensive lineman must declare himself a tight end prior to the snap by simply raising his arm and "declaring" himself a tight end. The Mac (rush-eligible) linebacker must line-up on the opposite side of the center from the tight end.

**TWO-WAY PLAYERS** One of the most "throwback" features of the Arena Football League is the fact that the game features eight-on-eight football, where at times, some players will play both offense and defense.



## Other AFL INFORMATION

**ROSTER LIMITS** From the first day the League allows the signing of free-agent players until the first league-sanctioned cut-down date, teams are prohibited from having more than 35 players on their roster. Players listed on the active list or free-agent signees are considered eligible to be counted for the 35-man roster. Teams will be required to reduce their active lists to 28 players by 5 p.m. CST 14 days before the first regular season game and to 24 players by 5 p.m. CST seven days before the first regular season game. Each team may maintain a maximum 20-player roster and 4-player practice squad during the season. In a documented emergency, a team may add an emergency kicker to their roster, no later than one hour before kickoff.

**TRADES** The trading period began on November 5, 2012 and will end at 5 p.m. CST on Monday, June 10, 2013. Upon reporting to his new team, each traded player must pass the physical given by his new team. Failure to pass the physical and/or failure to report will nullify the trade.

**RESERVE LISTS** The reserve list of each team consists of the following categories; retired, refused to report, inactive reserve, injured reserve, suspended, other league exempt and physically unable to perform.

**INJURED RESERVE** A player who is placed on injured reserve list must remain on injured reserve for a minimum of four weeks. Training camp weeks will not count against that total. Teams activating players from their injured reserve list must do so no less than 24 hours prior to that team's game.

### KEY 2013 CALENDAR DATES

March 1	Players may report for physicals only
March 2	1st day of camp. No pads.
March 4	1st day of full pad practice
March 9	28-man rosters due at 5 p.m. CT
March 16	Training camp end (24-man roster due at 5 p.m. CT)
March 23	Regular Season begins
June 10	Trade deadline
July 1	Future considerations must be completed
July 21	End of season reassignment begins
July 27	Regular season ends
August 2	PLAYOFFS – First Round
August 10	PLAYOFFS – Conference Championships
August 17	ArenaBowl XXVI

### PLAYOFF QUALIFICATION-SELECTION OF TEAMS

Eight teams qualify for the playoffs, four from each conference-- American and National. The four qualifying teams in each conference consist of the two division champions and two Wildcards, determined by best overall record. Seeding in each conference is based on overall record, with the top two seeds in each conference reserved for the division champions, regardless of record. In the First Round, August 2-3, the first two seeds in each conference are the two division winners. The next two teams are seeded by next best two overall records. Teams ranked 1 and 2 earn home playoff games with 1 hosting 4 and 2 hosting 3. In the Conference Championship Round, August 9-10 the winner of the 1-4 game plays the winner of the 2-3 game. The home team is decided by the team with the higher seed. The winners of the Second Round will face off in ArenaBowl XXVI on August 17th.

**TIEBREAKING PROCEDURES** If, at the end of the regular season, two or more clubs are tied with identical won-lost percentages, the following steps will be taken to determine rank.

#### Division Champions

If two teams are tied for Division Champions...

1. Record in head-to-head games
2. Record within the Division
3. Record against common opponents
4. Point differential in head-to-head games
5. Point differential in games against common opponents
6. Coin toss

#### Wildcard

If two teams are tied for the Wildcard...

1. Record in head-to-head games
2. Record within the Conference
3. Record against common opponents
4. Point differential in head-to-head games
5. Point differential in games against common opponents
6. Coin toss



# 2013 Individual Statistics LEADERS

## SCORING

Jesse Schmidt, Iowa 356  
 Aaron Lesue, Utah 340  
 Reggie Gray, Chicago 312  
 Maurice Purify, Arizona 282  
 Anthony Jones, Philadelphia 282  
 Jomo Wilson, San Antonio 240  
 Adron Tennell, Spokane 240  
 Brandon Thompkins, Spokane 192  
 Tysson Poots, Utah 188  
 Donovan Morgan, Philadelphia 162

## SCORING, NONKICKERS

Jesse Schmidt, Iowa 356  
 Aaron Lesue, Utah 340  
 Reggie Gray, Chicago 312  
 Maurice Purify, Arizona 282  
 Anthony Jones, Philadelphia 282  
 Jomo Wilson, San Antonio 240  
 Adron Tennell, Spokane 240  
 Brandon Thompkins, Spokane 192  
 Tysson Poots, Utah 188  
 Donovan Morgan, Philadelphia 162

## SCORING, KICKERS

Chris Gould, Arizona 151  
 Kenny Spencer, Spokane 150  
 Marc Demos, San Antonio 136  
 Carlos Martinez, Georgia 136  
 Juan Bongarra, Tampa Bay 131  
 Marco Capozzoli, Jacksonville 127  
 Mark Lewis, Orlando 120  
 Nick Pertuit, San Jose 106  
 Connor Hughes, Philadelphia 89  
 Jose Martinez, Milwaukee 74

## PASSING AVG/GAME

Tommy Grady, Utah 326.1  
 Mark Grieb, San Jose 319.1  
 Nick Davila, Arizona 305.6  
 Kurt Rocco, New Orleans 295.4  
 Kyle Rowley, Spokane 289.9  
 Russ Michna, Chicago 279.4  
 Aaron Garcia, San Antonio 276.9  
 Gino Guidugli, Milwaukee 270.7  
 J.J. Raterink, Iowa 270.6  
 Dan Raudabaugh, Philadelphia 266.1

## PASSING YARDS

Tommy Grady, Utah 5870  
 Mark Grieb, San Jose 5744  
 Nick Davila, Arizona 5500  
 Kurt Rocco, New Orleans 5317  
 Aaron Garcia, San Antonio 4985  
 Gino Guidugli, Milwaukee 4872  
 J.J. Raterink, Iowa 4870  
 Dan Raudabaugh, Philadelphia 4790  
 Russ Michna, Chicago 4470  
 Kyle Rowley, Spokane 4349

## RUSHING

Derrick Ross, Philadelphia 645  
 Bernard Morris, Jacksonville 291  
 Rendrick Taylor, Jacksonville 227  
 Odie Armstrong, Arizona 214  
 J.J. Payne, Chicago 180  
 Rodney Filer, Iowa 167  
 Chad Cook, San Antonio 146  
 Mykell Benson, Georgia 130  
 Ben Stallings, Utah 129  
 Tommy Taggart, San Jose 119

## RECEPTIONS

Jesse Schmidt, Iowa 178  
 Dominick Goodman, Cleveland 170  
 Adron Tennell, Spokane 157  
 Aaron Lesue, Utah 155  
 Reggie Gray, Chicago 140  
 Marco Thomas, Iowa 138  
 Anthony Jones, Philadelphia 133  
 Jared Perry, Chicago 133  
 Larry Shipp, Georgia 133  
 Maurice Purify, Arizona 126

## RECEIVING YARDS

Jesse Schmidt, Iowa 2218  
 Anthony Jones, Philadelphia  
 Reggie Gray, Chicago 1937  
 Maurice Purify, Arizona 1932  
 Jared Perry, Chicago 1811  
 Aaron Lesue, Utah 1810  
 Adron Tennell, Spokane 1810  
 Josh Bush, New Orleans 1799  
 Dominick Goodman, Cleveland 1782  
 Prechae Rodriguez, Tampa Bay 1653

## ALL-PURPOSE YARDS

P.J. Berry, Pittsburgh 3340  
 Reggie Gray, Chicago 3248  
 C.J. Johnson, Georgia 3112  
 Terrance Smith, Jacksonville 2984  
 Jeff Hughley, Philadelphia 2885  
 Josh Bush, New Orleans 2877  
 Robert Redd, Cleveland 2622  
 Jackie Chambers, Kansas City 1963  
 Chandler Williams, Tampa Bay 1830  
 Dwayne Eley Jr., Orlando 1651

## KICKOFF RETURNS

P.J. Berry, New Orleans 2024  
 C.J. Johnson, Georgia 1985  
 Jeff Hughley, Philadelphia 1865  
 Jason Simpson, Iowa 1711  
 Terrance Smith, Jacksonville 1707  
 Terrance Sanders, Spokane 1595  
 Robert Redd, Cleveland 1307  
 Reggie Gray, Chicago 1292  
 Ruschard Dodd-Masters, San Jose 1273  
 Jackie Chambers, Kansas City 1163

## INTERCEPTIONS

Kent Richardson, Philadelphia 14  
 Alvin Jackson, New Orleans 14  
 Rayshaun Kizer, Philadelphia 11  
 Tracy Belton, Georgia 11  
 Arkeith Brown, Arizona 10  
 Jason Simpson, Iowa 10  
 Levy Brown, Cleveland 9  
 Marcus Everett, Milwaukee 9  
 Jeremy Kellem, New Orleans 9  
 Chris LeFlore, Pittsburgh 9

## FORCED FUMBLES

Gabe Nyenhuis, San Jose 6  
 Victor Degrate, San Antonio 6  
 Richard Berry, Jacksonville 5  
 Bryan Robinson, Philadelphia 5  
 Joe Sykes, San Jose 5  
 Levy Brown, Cleveland 4  
 Deonte Bolden, Tampa Bay 4  
 Kent Richardson, Philadelphia 4  
 Marlon Moye-Moore, Orlando 4

## TACKLES

Cameron McGlenn, Iowa 125.5  
 Fred Shaw, San Antonio 120.0  
 J.C. Neal, Kansas City 116.5  
 Rashad Barksdale, Kansas City 113.5  
 Simeon Castille, Orlando 108.5  
 Jamar Ransom, San Antonio 106.0  
 Jason Simpson, Iowa 106.0  
 LaRoche Jackson, Jacksonville 97.0  
 Joe Goosby, Philadelphia 96.0  
 Jeremy Kellem, New Orleans 95.5

## SACKS

Joe Sykes, San Jose 16.0  
 Richard Berry, Jacksonville 13.0  
 Mike Lewis, Utah 12.5  
 Bryan Robinson, Philadelphia 10.0  
 Victor Degrate, San Antonio 9.5  
 Francis Maka, San Jose 9.0  
 Aaron Robbins, Jacksonville 8.5  
 Marcus Pittman, Arizona 8.5  
 Luis Vasquez, Milwaukee 8.5  
 Dwayne LeFall, Milwaukee 8.5

## 2012 AFL Award **WINNERS**

### 2012 All-Arena First Team

Position	Player	Team
Quarterback	Tommy Grady	Utah
Fullback	Derrick Ross	Philadelphia
Wide Receiver	Aaron Lesue	Utah
Wide Receiver	Maurice Purify	Arizona
Wide Receiver	Jesse Schmidt	Iowa
Center	Kyle Young	Arizona
Offensive Lineman	Michael Huey	Arizona
Offensive Lineman	Rich Ranglin	San Jose
Kicker	Kenny Spencer	Spokane
Defensive Lineman	Joe Sykes	San Jose
Defensive Lineman	Mike Lewis	Utah
Defensive Lineman	Victor Degrate	San Antonio
Mac Linebacker	Aaron Robbins	Jacksonville
Jack Linebacker	Alvin Ray Jackson	New Orleans
Defensive Back	Kent Richardson	Philadelphia
Defensive Back	Jason Simpson	Iowa
Defensive Back	Terrance Sanders	Spokane
Special Teams	PJ Berry	Pittsburgh

### 2012 All-Arena Second Team

Position	Player	Team
Quarterback	Nick Davila	Arizona
Fullback	Odie Armstrong	Arizona
Wide Receiver	Dominick Goodman	Cleveland
Wide Receiver	Anthony Jones	Philadelphia
Wide Receiver	Reggie Gray	Chicago
Center	Billy Eisenhardt	Chicago
Offensive Lineman	George Bussey	Tampa Bay
Offensive Lineman	Manny Akah	San Jose
Kicker	Nick Pertuit	San Jose
Defensive Lineman	Bryan Robinson	Philadelphia
Defensive Lineman	Scooter Berry	Jacksonville
Defensive Lineman	Luis Vasquez	Milwaukee
Mac Linebacker	Francis Maka	San Jose
Jack Linebacker	Marcus Everett	Milwaukee
Defensive Back	Jeremy Kellem	New Orleans
Defensive Back	Arkeith Brown	Arizona
Defensive Back	Tracy Belton	Georgia
Special Teams	Terrance Sanders	Spokane

### 2012 All-Ironman Team

Position	Player	Team
WR/KR	PJ Berry	Pittsburgh
WR/DB	Terrance Smith	Jacksonville
WR/KR	Jeff Hughley	Philadelphia
WR/KR	Jackie Chambers	Kansas City
WR/LB	Marcus Everett	Milwaukee
DB/KR	Terrance Sanders	Spokane

### 2012 Individual Awards

Tommy Grady, Utah- *MVP, Offensive Player of the Year*  
 Joe Sykes, San Jose- *Defensive Player of the Year*  
 Jeff Hughley, Philadelphia- *Ironman of the Year*  
 Jared Perry, Chicago- *Rookie of the Year*  
 Ron James, Utah- *Coach of the Year*  
 David Hyland, Utah- *Community MVP*

# 2013 SCHEDULE

**AFL 2013 WEEK-BY-WEEK SCHEDULE**  
All times Eastern. All games subject to change.

## Week 1

Saturday, March 23, 2013  
Utah @ Pittsburgh, 6:00 pm  
Jacksonville @ Tampa Bay, 7:30 pm  
Iowa @ Chicago, 8:00 pm  
Philadelphia @ Arizona, 8:00 pm  
San Jose @ San Antonio, 8:30 pm  
Sunday, March 24, 2013  
Spokane @ Cleveland, 1:00 pm  
Orlando @ New Orleans, 4:00 pm

## Week 2

Friday, March 29, 2013  
Jacksonville @ Pittsburgh, 7:00 pm  
Arizona @ Utah, 9:30 pm  
Orlando @ San Jose, 10:30 pm  
Saturday, March 30, 2013  
Iowa @ New Orleans, 7:00 pm  
Cleveland @ Tampa Bay, 7:30 pm  
Sunday, March 31, 2013  
Spokane @ Chicago, 4:00 pm

## Week 3

Friday, April 5, 2013  
Spokane @ Iowa, 8:05 pm  
Chicago @ San Antonio, 8:30 pm  
Saturday, April 6, 2013  
Jacksonville @ Cleveland, 7:00 pm  
Philadelphia @ Orlando, 7:00 pm  
San Jose @ Arizona, 8:30 pm  
Tampa Bay @ Utah, 10:00 pm

## Week 4

Friday, April 12, 2013  
New Orleans @ Jacksonville, 8:00 pm  
San Antonio @ Tampa Bay, 8:00 pm  
Arizona @ Spokane, 10:00 pm  
Saturday, April 13, 2013  
Philadelphia @ Iowa, 7:00 pm  
Sunday, April 14, 2013  
Pittsburgh @ Chicago, 4:00 pm

## Week 5

Friday, April 19, 2013  
Tampa Bay @ Orlando, 7:30 pm  
Iowa @ Jacksonville, 8:00 pm  
Pittsburgh @ New Orleans, 8:30 pm  
Spokane @ San Jose, 10:30 pm  
Saturday, April 20, 2013  
Cleveland @ Philadelphia, 7:05 pm  
San Antonio @ Arizona, 9:00 pm  
Chicago @ Utah, 10:00 pm

## Week 6

Friday, April 26, 2013  
Chicago @ Iowa, 8:05 pm  
Saturday, April 27, 2013  
Utah @ Cleveland, 7:00 pm  
Jacksonville @ Philadelphia, 7:05 pm  
San Jose @ New Orleans, 8:00 pm  
Tampa Bay @ Spokane, 10:00 pm  
Sunday, April 28, 2013  
San Antonio @ Pittsburgh, 2:00 pm  
Orlando @ Arizona, 6:00 pm

## Week 7

Friday, May 3, 2013  
Iowa @ San Antonio, 8:30 pm  
Saturday, May 4, 2013  
Arizona @ Jacksonville, 7:00 pm  
Orlando @ Pittsburgh, 7:00 pm  
New Orleans @ Tampa Bay, 7:30 pm  
Philadelphia @ Chicago, 9:00 pm  
Spokane @ Utah, 9:00 pm  
Cleveland @ San Jose, 10:30 pm

## Week 8

Saturday, May 11, 2013  
Chicago @ Cleveland, 7:00 pm  
Pittsburgh @ Philadelphia, 7:05 pm  
New Orleans @ Iowa, 8:05 pm  
Utah @ Arizona, 9:00 pm  
Jacksonville @ San Antonio, 9:30 pm  
Orlando @ Spokane, 10:00 pm  
Tampa Bay @ San Jose, 10:30 pm

## Week 9

Friday, May 17, 2013  
New Orleans @ Spokane, 10:00 pm  
Saturday, May 18, 2013  
San Antonio @ Cleveland, 7:00 pm  
San Jose @ Jacksonville, 7:00 pm  
Tampa Bay @ Pittsburgh, 7:00 pm  
Orlando @ Philadelphia, 7:00 pm  
Iowa @ Utah, 9:00 pm  
Sunday, May 19, 2013  
Arizona @ Chicago, 4:00 pm

## Week 10

Friday, May 24, 2013  
Spokane @ San Antonio, 8:30 pm  
Saturday, May 25, 2013  
Cleveland @ Pittsburgh, 7:00 pm  
Jacksonville @ Orlando, 7:30 pm  
Philadelphia @ Tampa Bay, 7:30 pm  
Iowa @ Arizona, 9:00 pm  
Chicago @ New Orleans, 9:00 pm  
Utah @ San Jose, 10:30 pm

## Week 11

Saturday, June 1, 2013  
Pittsburgh @ Jacksonville, 7:00 pm  
Arizona @ Philadelphia, 7:05 pm  
Chicago @ Orlando, 7:30 pm  
Cleveland @ New Orleans, 8:00 pm  
Tampa Bay @ Iowa, 8:05 pm  
San Jose @ Spokane, 10:00 pm  
Monday, June 3, 2013  
Utah @ San Antonio, 8:30 pm

## Week 12

Friday, June 7, 2013  
Iowa @ Cleveland, 7:30 pm  
Utah @ Chicago, 8:30 pm  
Saturday, June 8, 2013  
New Orleans @ Philadelphia, 7:05 pm  
Orlando @ Tampa Bay, 7:30 pm  
Arizona @ San Antonio, 8:30 pm  
Jacksonville @ Spokane, 10:00 pm  
Pittsburgh @ San Jose, 10:30 pm

## Week 13

Friday, June 14, 2013  
San Antonio @ Chicago, 8:30 pm  
Saturday, June 15, 2013  
Philadelphia @ Pittsburgh, 7:00 pm  
Cleveland @ Orlando, 7:30 pm  
Tampa Bay @ New Orleans, 8:00 pm  
San Jose @ Iowa, 8:05 pm  
Spokane @ Arizona, 9:00 pm  
Jacksonville @ Utah, 9:00 pm

## Week 14

Friday, June 21, 2013  
Utah @ Spokane, 10:00 pm  
Saturday, June 22, 2013  
Cleveland @ Jacksonville, 7:00 pm  
Iowa @ Philadelphia, 7:05 pm  
Pittsburgh @ Orlando, 7:30 pm  
Chicago @ Tampa Bay, 7:30 pm  
San Antonio @ New Orleans, 8:00 pm  
Arizona @ San Jose, 10:30 pm

## Week 15

Saturday, June 29, 2013  
Philadelphia @ Cleveland, 7:00 pm  
New Orleans @ Pittsburgh, 7:00 pm  
Orlando @ Jacksonville, 7:00 pm  
San Antonio @ Iowa, 8:05 pm  
San Jose @ Utah, 9:00 pm

## Week 16

Saturday, July 6, 2013  
Pittsburgh @ Cleveland, 7:00 pm  
Chicago @ Philadelphia, 7:05 pm  
Spokane @ Tampa Bay, 7:30 pm  
Arizona @ Orlando, 7:30 pm  
New Orleans @ Utah, 9:00 pm  
San Antonio @ San Jose, 10:30 pm

## Week 17

Friday, July 12, 2013  
Utah @ Philadelphia, 7:35 pm  
Saturday, July 13, 2013  
Spokane @ Jacksonville, 7:00 pm  
San Jose @ Pittsburgh, 7:00 pm  
Iowa @ Orlando, 7:30 pm  
Cleveland @ Chicago, 8:00 pm  
Tampa Bay @ San Antonio, 8:30 pm  
New Orleans @ Arizona, 9:00 pm

## Week 18

Friday, July 19, 2013  
San Antonio @ Spokane, 10:00 pm  
Saturday, July 20, 2013  
Orlando @ Cleveland, 7:00 pm  
Pittsburgh @ Tampa Bay, 7:30 pm  
Jacksonville @ New Orleans, 8:00 pm  
Utah @ Iowa, 8:05 pm  
Chicago @ Arizona, 9:00 pm  
Philadelphia @ San Jose, 10:30 pm

## Week 19

Friday, July 26, 2013  
Pittsburgh @ Spokane, 10:00 pm  
Saturday, July 27, 2013  
Tampa Bay @ Jacksonville, 7:00 pm  
New Orleans @ Orlando, 7:30 pm  
San Jose @ Chicago, 8:00 pm  
Arizona @ Iowa, 8:05 pm  
Philadelphia @ San Antonio, 9:00 pm  
Cleveland @ Utah, 9:00 pm

AFL National **BROADCASTS**

WEEK	DATE	VISITING TEAM	HOME TEAM
1	March 23	Philadelphia	Arizona
2	March 30	Iowa	New Orleans
3	April 6	San Jose	Arizona
4	April 13	Philadelphia	Iowa
5	April 20	<b>Chicago</b>	Utah
6	April 27	Tampa Bay	Spokane
7	May 4	Philadelphia	<b>Chicago</b>
8	May 11	Jacksonville	San Antonio
9	May 18	Orlando	Philadelphia
10	May 25	<b>Chicago</b>	New Orleans
11	June 1	San Jose	Spokane
12	June 8	Orlando	Tampa Bay
13	June 15	Jacksonville	Utah
14	June 22	Arizona	San Jose
15	June 29	Orlando	Jacksonville
16	July 6	Arizona	Orlando
17	July 13	San Jose	Pittsburgh
18	July 20	Orlando	Cleveland
19	July 27	Philadelphia	San Antonio

**PLAYOFFS ON CBS SPORTS NETWORK**

First Round  
August 2-3

**Conference Championship Round**

August 9-10

**ArenaBowl XXVI on CBS**

August 17



## Commissioner **JERRY B. KURZ**

Jerry B. Kurz returns for his 27th season of Arena Football and fourth season as the AFL's Commissioner. Out-tenured only by the creator of Arena Football, Jim Foster, Kurz has dedicated his life to furthering the sport with a strong business ethic and core values meant to bring the highest quality product to the ever-growing fan base of Arena Football fans.



In his time as the president of the af2, the League saw extensive growth in small-to-mid-sized markets, building an extremely dedicated fan base across the country. That foundation helped to fuel the return of the Arena Football League in 2010 after a year on hiatus due to financial instability. Kurz and a group of enthusiastic investors arranged the acquisition of the AFL's assets in bankruptcy court in late 2009 and revived the League in early 2010, fulfilling the promise that Arena Football would be played in 2010.

Kurz has also served as the AFL's Vice President of International Development, where he was in charge of the League's international exposure. During his tenure, he was responsible for administering the H3 Visa program, allowing international players to play for AFL teams stateside. He also arranged and executed all internationally played games for the Arena Football League.

Arena Football isn't Kurz's only claim to fame. He is also a founding member of Gridiron Enterprises, Inc., a sports consulting firm based out of Chicago. Gridiron Enterprises, consisting of Kurz, Foster and attorney William Niro, is the original founder of the AFL. Kurz has been a player, coach, general manager and owner during his lifelong involvement with the game of football. He is also a member of four football Halls of Fame, including membership in the first class of the Arena Football Hall of Fame as well as membership in the arenafootball2 Hall of Fame.

Kurz attended the University of Oklahoma as an undergraduate and later earned his Juris Doctor Degree at Northern Illinois. Kurz is a licensed attorney in Illinois and operated a law firm with his wife, Kathryn Hall, for 20 years. Jerry and his wife, Kathryn, have one son named Matthew, who currently serves as the Director of Player Personnel for the AFL.

Arena Football League **OFFICIALS**  
**COORDINATOR OF OFFICIALS**  
Carl T. Paganelli

**ASSISTANT SUPERVISORS OF OFFICIALS**  
David Chesney  
Buddy Ward

**2013 AFL OFFICIALS**

Mike Aaronian  
Mark Bailey  
Grantis Bell  
Mark Bennett  
Reginald Berry  
Marc Bovas  
Chad Bowers  
Scott Brown  
Brad Brunet  
Neil Brunner  
Scott Campbell  
Tony Cannella  
Jeff Carr  
James Cole  
Robert Colosimo  
Jim Corpora  
Steve Coullias  
David Cutaia  
RG Detillier  
Matt Dornan  
John Drayton  
Thomas Eaton

Paul Engelberts  
Jason Fagon  
Ed Feaster  
Glen Fucik  
Al Granado  
Craig Griffith  
Shawn Hochuli  
Jeff Johnson  
Riley Johnson  
Jake Kemp  
Matt Kukar  
Ken Leffle  
John Love  
Tom McCabe  
Tim McGowan  
Tony Meyer  
Harold Mitchell  
Judson Mitchell  
Kevin Mitchell  
Mike Moore  
Michael Packard  
Joe Pester

Scott Petersen  
Rick Podraza  
Ken Ray  
Clay Reynard  
Matt Richards  
Mearl Robinson  
Brad Rogers  
Kelly Saalfeld  
Gerald Savoie  
Larry Smith  
Reggie Smith  
Chris Snead  
Roger Stewart  
Terri Valenti  
Lo Van Pham  
Scott Vaughn  
Wade Wagner  
Andy Warner  
Homer Williams  
Thomas Work





**AFL MEDIA CONTACTS  
AFL COMMUNICATIONS  
640 North LaSalle Street, Suite 557  
TEL: (312) 465-2200 – FAX: (312) 496-3055  
www.arenafootball.com**

**AFL Team PR Contacts**

**ARIZONA RATTTLERS**

Nykki Schele  
(360) 704-6418  
nschele@azrattlers.com

**CHICAGO RUSH**

Mike McLaughlin  
(855) 787-4946  
mmclaughlin@arenarush.com

**CLEVELAND GLADIATORS**

Sarah Jamieson  
(216) 420-2672  
sjamieson@clevelandgladiators.com

**IOWA BARNSTORMERS**

Greg Boyd  
(515) 633-2255  
gboyd@theiowabarnstormers.com

**JACKSONVILLE SHARKS**

Zander Kean  
(904) 900-2060  
zander@jaxsharks.com

**NEW ORLEANS VOODOO**

Hayley Asaro  
(504) 875-3900  
hayley@aflvoodoo.com

**ORLANDO PREDATORS**

Johanna Kimberley  
(407) 648-4444  
jkimberley@orlandopredators.com

**PHILADELPHIA SOUL**

Tom Goodhines  
(215) 253-4900 x144  
tgoodhines@philadelphiasoul.com

**PITTSBURGH POWER**

Rob Goodman  
(412) 697-7846 x210  
rgoodman@pittsburghpowerfootball.com

**SAN ANTONIO TALONS**

Tacee Walters  
(210) 227-8326  
twalters@sanantoniotalons.com

**SAN JOSE SABERCATS**

Jordan Stepp  
(408) 673-3400 x31206  
j.stepp@thesanjosesabercats.com

**SPOKANE SHOCK**

Ryan Eucker  
(509) 242-7462  
reucker@spokaneshock.com

**TAMPA BAY STORM**

Jim Robinson  
(813) 276-7300  
jim@tampabaystorm.com

**UTAH BLAZE**

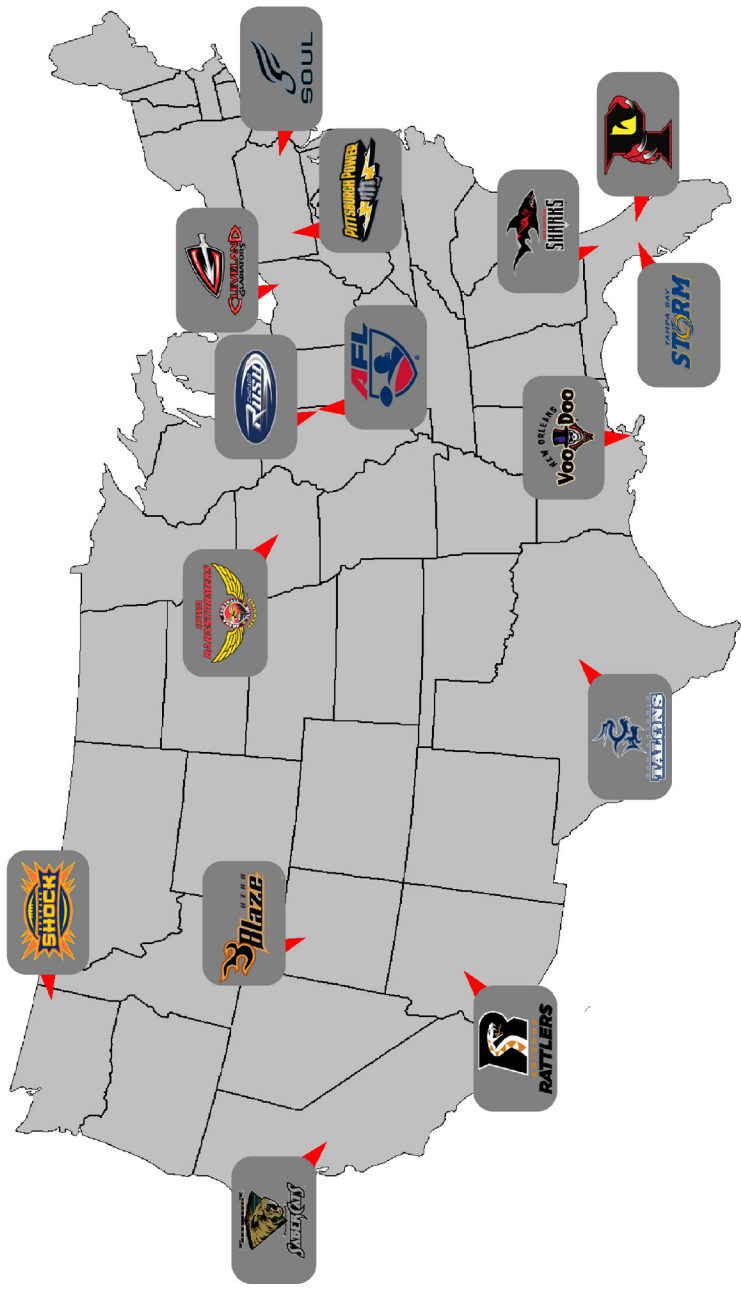
Mike Dijulio  
(425) 894-8625  
miked@utblaze.com

**Anthony Herron – V.P. of Broadcast, Communications & Branding**  
312 465-2212; aherron@arenafootball.com

**BJ Pickard – Director of Communications**  
312 465-2204; bjpickard@arenafootball.com

**Mallory Treleven – Manager of Team and Media Services**  
312 465-2206; mtreleven@arenafootball.com

Arena Football League **COVERAGE MAP**



- National- Central** Chicago Rush Iowa Barnstormers San Antonio Talons
- National- West** Arizona Rattlers San Jose SaberCats Spokane Shock Utah Blaze
- American- South** Jacksonville Sharks New Orleans VooDoo Orlando Predators Tampa Bay Storm
- American- East** Cleveland Gladiators Philadelphia Soul Pittsburgh Power
- AFL Front Office** Chicago, Illinois

## 2013 OPPONENTS

Arizona RATTLEERS

201 E. Jefferson Street Phoenix, Arizona 85004

480.985.3292      azrattlers.com

Head Coach: Kevin Guy

Rush 5-7 all time against AZ

5/26/2012: L 43-77



DATE	OPPONENT	TIME (ET)*
3/23	Philadelphia	8:00 p.m.
3/29	at Utah	9:30 p.m.
4/6	San Jose	8:30 p.m.
4/12	at Spokane	10:00 p.m.
4/20	San Antonio	9:00 p.m.
4/28	Orlando	6:00 p.m.
5/4	at Jacksonville	7:00 p.m.
5/11	Utah	9:00 p.m.
5/19	at Chicago	4:00 p.m.
5/25	Iowa	9:00 p.m.
6/1	at Philadelphia	7:05 p.m.
6/8	at San Antonio	8:30 p.m.
6/15	Spokane	9:00 p.m.
6/22	at San Jose	10:30 p.m.
7/6	at Orlando	7:30 p.m.
7/13	New Orleans	9:00 p.m.
7/20	Chicago	9:00 p.m.
7/27	at Iowa	8:05 p.m.

\* All times Eastern. All games subject to change.

Cleveland GLADIATORS

200 Touchdown Drive Cleveland, Ohio 44115

216.420.2222      clevelandgladiators.com

Head Coach: Steve Thonn

Rush 2-3 all time against CLE

7/21/2012: L 56-60



DATE	OPPONENT	TIME (ET)*
3/24	Spokane	1:00 p.m.
3/30	at Tampa Bay	7:30 p.m.
4/6	Jacksonville	7:00 p.m.
4/20	at Philadelphia	7:05 p.m.
4/27	Utah	7:00 p.m.
5/4	at San Jose	10:30 p.m.
5/11	Chicago	7:00 p.m.
5/18	San Antonio	7:00 p.m.
5/25	at Pittsburgh	7:00 p.m.
6/1	at New Orleans	8:00 p.m.
6/7	Iowa	7:30 p.m.
6/15	at Orlando	7:30 p.m.
6/22	at Jacksonville	7:00 p.m.
6/29	Philadelphia	7:00 p.m.
7/6	Pittsburgh	7:00 p.m.
7/13	at Chicago	8:00 p.m.
7/20	Orlando	7:00 p.m.
7/27	at Utah	9:00 p.m.

\* All times Eastern. All games subject to change.

## 2013 OPPONENTS

Iowa BARNSTORMERS

730 3rd Street Des Moines, Iowa 50309

515.633.2255      theiowabarnstormers.com

Head Coach: Mike Hohensee

Rush 5-1 all time against IA

3/31/2012: W 62-61

5/6/2012: W 61-50



DATE	OPPONENT	TIME (ET)*
3/23	at Chicago	8:00 p.m.
3/30	at New Orleans	7:00 p.m.
4/5	Spokane	8:05 p.m.
4/13	Philadelphia	7:00 p.m.
4/19	at Jacksonville	8:00 p.m.
4/26	Chicago	8:05 p.m.
5/3	at San Antonio	8:30 p.m.
5/11	New Orleans	8:05 p.m.
5/18	at Utah	9:00 p.m.
5/25	at Arizona	9:00 p.m.
6/1	Tampa Bay	8:05 p.m.
6/7	at Cleveland	7:30 p.m.
6/15	San Jose	8:05 p.m.
6/22	at Philadelphia	7:05 p.m.
6/29	San Antonio	8:05 p.m.
7/13	at Orlando	7:30 p.m.
7/20	Utah	8:05 p.m.
7/27	Arizona	8:05 p.m.

\* All times Eastern. All games subject to change.

New Orleans VOODOO

1515 Poydras Street, Suite 100 New Orleans, La 70112

504.875.3900      aflvoodoo.com

Head Coach: Dan O'Hara

Rush 1-1 all time against NO

2012: N/A



DATE	OPPONENT	TIME (ET) *
3/24	Orlando	4:00 p.m.
3/30	Iowa	7:00 p.m.
4/12	at Jacksonville	8:00 p.m.
4/19	Pittsburgh	8:30 p.m.
4/27	San Jose	8:00 p.m.
5/4	at Tampa Bay	7:30 p.m.
5/11	at Iowa	8:05 p.m.
5/17	at Spokane	10:00 p.m.
5/25	Chicago	9:00 p.m.
6/1	Cleveland	8:00 p.m.
6/8	at Philadelphia	7:05 p.m.
6/15	Tampa Bay	8:00 p.m.
6/22	San Antonio	8:00 p.m.
6/29	at Pittsburgh	7:00 p.m.
7/6	at Utah	9:00 p.m.
7/13	at Arizona	9:00 p.m.
7/20	Jacksonville	8:00 p.m.
7/27	at Orlando	7:30 p.m.

\* All times Eastern. All games subject to change.

## 2013 OPPONENTS

Orlando PREDATORS

302 South Graham Avenue Orlando, Florida 32803

407.648.4444 orlandopredators.com

Head Coach: Doug Plank

Rush 7-5 all time against ORL

3/22/2012: W 51-49



DATE	OPPONENT	TIME (ET)*
3/24	at New Orleans	4:00 p.m.
3/29	at San Jose	10:30 p.m.
4/6	Philadelphia	7:30 p.m.
4/19	Tampa Bay	7:30 p.m.
4/28	at Arizona	6:00 p.m.
5/4	at Pittsburgh	7:00 p.m.
5/11	at Spokane	10:00 p.m.
5/18	at Philadelphia	7:00 p.m.
5/25	Jacksonville	7:30 p.m.
6/1	Chicago	7:30 p.m.
6/8	at Tampa Bay	7:30 p.m.
6/15	Cleveland	7:30 p.m.
6/22	Pittsburgh	7:30 p.m.
6/29	at Jacksonville	7:00 p.m.
7/6	Arizona	7:30 p.m.
7/13	Iowa	7:30 p.m.
7/20	at Cleveland	7:00 p.m.
7/27	New Orleans	7:30 p.m.

\* All times Eastern. All games subject to change.

Philadelphia SOUL

1635 Market Street, 17th Floor Philadelphia, Pennsylvania 19103

215.253.4900 philadelphiasoul.com

Head Coach: Clint Dolezel

Rush 3-3 all time against PHI

2012: N/A



DATE	OPPONENT	TIME (ET)*
3/23	at Arizona	8:00 p.m.
4/6	at Orlando	7:30 p.m.
4/13	at Iowa	7:00 p.m.
4/20	Cleveland	7:05 p.m.
4/27	Jacksonville	7:05 p.m.
5/4	at Chicago	9:00 p.m.
5/11	Pittsburgh	7:05 p.m.
5/18	Orlando	7:00 p.m.
5/25	at Tampa Bay	7:30 p.m.
6/1	Arizona	7:05 p.m.
6/8	New Orleans	7:05 p.m.
6/15	at Pittsburgh	7:00 p.m.
6/22	Iowa	7:05 p.m.
6/29	at Cleveland	7:00 p.m.
7/6	Chicago	7:05 p.m.
7/12	Utah	7:35 p.m.
7/20	at San Jose	10:30 p.m.
7/27	at San Antonio	9:00 p.m.

\* All times Eastern. All games subject to change.

## 2013 OPPONENTS

### Pittsburgh POWER

One PPG Place, Suite 2370 Pittsburgh, Pennsylvania 15222

412.697.7846      pittsburghpowerfootball.com

Head Coach: Derek Stingley

Rush No record against PIT

2012: N/A



DATE	OPPONENT	TIME (ET) *
3/23	Utah	6:00 p.m.
3/29	Jacksonville	7:00 p.m.
4/14	at Chicago	4:00 p.m.
4/19	at New Orleans	8:30 p.m.
4/28	San Antonio	2:00 p.m.
5/4	Orlando	7:00 p.m.
5/11	at Philadelphia	7:05 p.m.
5/18	Tampa Bay	7:00 p.m.
5/25	Cleveland	7:00 p.m.
6/1	at Jacksonville	7:00 p.m.
6/8	at San Jose	10:30 p.m.
6/15	Philadelphia	7:00 p.m.
6/22	at Orlando	7:30 p.m.
6/29	New Orleans	7:00 p.m.
7/6	at Cleveland	7:00 p.m.
7/13	San Jose	7:00 p.m.
7/20	at Tampa Bay	7:30 p.m.
7/26	at Spokane	10:00 p.m.

\* All times Eastern. All games subject to change.

### San Antonio TALONS

8000 IH-10 #1200 San Antonio, Texas 78230

210.277.8336      sanantoniotalons.com

Head Coach: Lee Johnson

Rush 0-2 against SA

4/28/2012: L 55-56

7/8/2012: L 54-61



DATE	OPPONENT	TIME (ET)*
3/23	San Jose	8:30 p.m.
4/5	Chicago	8:30 p.m.
4/12	at Tampa Bay	8:00 p.m.
4/20	at Arizona	9:00 p.m.
4/28	at Pittsburgh	2:00 p.m.
5/3	Iowa	8:30 p.m.
5/11	Jacksonville	9:30 p.m.
5/18	at Cleveland	7:00 p.m.
5/24	Spokane	8:30 p.m.
6/3	Utah	8:30 p.m.
6/8	Arizona	8:30 p.m.
6/14	at Chicago	8:30 p.m.
6/22	at New Orleans	8:00 p.m.
6/29	at Iowa	8:05 p.m.
7/6	at San Jose	10:30 p.m.
7/13	Tampa Bay	8:30 p.m.
7/19	at Spokane	10:00 p.m.
7/27	Philadelphia	9:00 p.m.

\* All times Eastern. All games subject to change.



2013 **OPPONENTS**

San Jose SABERCATS

600 East Brokaw Road San Jose, California 95611

408.673.3400      thesanjosesabercats.com

Head Coach: Darren Arbet

Rush 6-7 against SJ

5/26/2012: L 77-84

6/30/2012: L 61-75



DATE	OPPONENT	TIME (ET)*
3/23	at San Antonio	8:30 p.m.
3/29	Orlando	10:30 p.m.
4/6	at Arizona	8:30 p.m.
4/19	Spokane	10:30 p.m.
4/27	at New Orleans	8:00 p.m.
5/4	Cleveland	10:30 p.m.
5/11	Tampa Bay	10:30 p.m.
5/18	at Jacksonville	7:00 p.m.
5/25	Utah	10:30 p.m.
6/1	at Spokane	10:00 p.m.
6/8	Pittsburgh	10:30 p.m.
6/15	at Iowa	8:05 p.m.
6/22	Arizona	10:30 p.m.
6/29	at Utah	9:00 p.m.
7/6	San Antonio	10:30 p.m.
7/13	at Pittsburgh	7:00 p.m.
7/20	Philadelphia	10:30 p.m.
7/27	at Chicago	8:00 p.m.

\* All times Eastern. All games subject to change.

Spokane SHOCK

3212 North Eden Road, Suite B Spokane Valley, Washington 99216

509.242.7462      spokaneshock.com

spokaneshock.com

Rush 1-2 against SPO

6/3/2012: W 73-62



DATE	OPPONENT	TIME (ET) *
3/24	at Cleveland	1:00 p.m.
3/31	at Chicago	4:00 p.m.
4/5	at Iowa	8:05 p.m.
4/12	Arizona	10:00 p.m.
4/19	at San Jose	10:30 p.m.
4/27	Tampa Bay	10:00 p.m.
5/4	at Utah	9:00 p.m.
5/11	Orlando	10:00 p.m.
5/17	New Orleans	10:00 p.m.
5/24	at San Antonio	8:30 p.m.
6/1	San Jose	10:00 p.m.
6/8	Jacksonville	10:00 p.m.
6/15	at Arizona	9:00 p.m.
6/21	Utah	10:00 p.m.
7/6	at Tampa Bay	7:30 p.m.
7/13	at Jacksonville	7:00 p.m.
7/19	San Antonio	10:00 p.m.
7/26	Pittsburgh	10:00 p.m.

\* All times Eastern. All games subject to change.

## 2013 OPPONENTS

Tampa Bay STORM

401 Channelside Drive Tampa, Florida 33602

813.276.7300      tampabaystorm.com

Head Coach: Dave Ewart

Rush 3-2 against TB

3/10/2012: W 70-48



DATE	OPPONENT	TIME (ET)*
3/23	Jacksonville	7:30 p.m.
3/30	Cleveland	7:30 p.m.
4/6	at Utah	10:00 p.m.
4/12	San Antonio	8:00 p.m.
4/19	at Orlando	7:30 p.m.
4/27	at Spokane	10:00 p.m.
5/4	New Orleans	7:30 p.m.
5/11	at San Jose	10:30 p.m.
5/18	at Pittsburgh	7:00 p.m.
5/25	Philadelphia	7:30 p.m.
6/1	at Iowa	8:05 p.m.
6/8	Orlando	7:30 p.m.
6/15	at New Orleans	8:00 p.m.
6/22	Chicago	7:30 p.m.
7/6	Spokane	7:30 p.m.
7/13	at San Antonio	8:30 p.m.
7/20	Pittsburgh	7:30 p.m.
7/27	at Jacksonville	7:00 p.m.

\* All times Eastern. All games subject to change.

Utah BLAZE

301 West South Temple Avenue Salt Lake City, Utah 84101

801.325.2000      utblaze.com

Head Coach: Ron James

Rush 4-3 against UT

6/9/2012: L 28-68



DATE	OPPONENT	TIME (ET)*
3/23	at Pittsburgh	6:00 p.m.
3/29	Arizona	9:30 p.m.
4/6	Tampa Bay	10:00 p.m.
4/20	Chicago	9:00 p.m.
4/27	at Cleveland	7:00 p.m.
5/4	Spokane	9:00 p.m.
5/11	at Arizona	9:00 p.m.
5/18	Iowa	9:00 p.m.
5/25	at San Jose	10:30 p.m.
6/3	at San Antonio	8:30 p.m.
6/7	at Chicago	8:30 p.m.
6/15	Jacksonville	9:00 p.m.
6/21	at Spokane	10:00 p.m.
6/29	San Jose	9:00 p.m.
7/6	New Orleans	9:00 p.m.
7/12	at Philadelphia	7:35 p.m.
7/20	at Iowa	8:05 p.m.
7/27	Cleveland	9:00 p.m.

\* All times Eastern. All games subject to change.