

2013

MEDIA GUIDE

RATTLES



2013 SCHEDULE



WEEK	DATE		MATCHUP	AZ TIME
01	SATURDAY, MARCH 23	VS	PHILADELPHIA SOUL	5:00 PM
02	FRIDAY, MARCH 29	AT	UTAH BLAZE	6:30 PM
03	SATURDAY, APRIL 6	VS	SAN JOSE SABERCATS	5:30 PM
04	FRIDAY, APRIL 12	AT	SPOKANE SHOCK	7:00 PM
05	SATURDAY, APRIL 20	VS	SAN ANTONIO TALONS	6:00 PM
06	SUNDAY, APRIL 28	VS	ORLANDO PREDATORS	3:00 PM
07	SATURDAY, MAY 4	AT	JACKSONVILLE SHARKS	4:00 PM
08	SATURDAY, MAY 11	VS	UTAH BLAZE	6:00 PM
09	SUNDAY, MAY 19	AT	CHICAGO RUSH	1:00 PM
10	SATURDAY, MAY 25	VS	IOWA BARNSTORMERS	6:00 PM
11	SATURDAY, JUNE 1	AT	PHILADELPHIA SOUL	4:05 PM
12	SATURDAY, JUNE 8	AT	SAN ANTONIO TALONS	5:30 PM
13	SATURDAY, JUNE 15	VS	SPOKANE SHOCK	6:00 PM
14	SATURDAY, JUNE 22	AT	SAN JOSE SABERCATS	7:30 PM
15	BYE WEEK			
16	SATURDAY, JULY 6	AT	ORLANDO PREDATORS	4:30 PM
17	SATURDAY, JULY 13	VS	NEW ORLEANS VOODOO	6:00 PM
18	SATURDAY, JULY 20	VS	CHICAGO RUSH	6:00 PM
19	SATURDAY, JULY 27	AT	IOWA BARNSTORMERS	5:05 PM

» Date/time subject to change

PATENT AND TRADEMARK NOTICE: AFL, AFL & Design, AFL Arena Football League & Design, AFL Images, AFL Media & Design, Arena Authentic, Arena Flag Football League, Arena Football, Arena Football & Design, Arena Football League, Arenaball, ArenaBowl, Arena Football Get It All, Fire Breathing Football, Football's In the House, The 50-Yard Indoor War, Football with a Bite, In Your Face Football, Pacific Rim Training Camp, War on the Floor, Don't Blink, The Fastest Game on Turf, High Scorin! Heart Stoppin! Helmet Poppin!, Brawl Inside the Wall, Wall2Wall Brawl, Real Fun. Real Close. Real Football., There's a Rumble in the House, and all names, symbols, emblems, logos and colors of the AFL and the AFL member teams are trademarks and service marks owned by Arena Football One, LLC. IRONMAN is a trademark of World Triathlon Corporation, Tarpon Springs, Florida and is under license. The Arena Football Game System and Method of play is protected under U.S. Patent No. 4911443; Canadian Patent No. 1314062, Japanese Patent No. 2654822 and Mexican Patent No. 168556.

TABLE OF CONTENTS



MEDIA POLICIES	3
US AIRWAYS CENTER	4
SEASON TICKET INFORMATION	5
2013 ARIZONA RATTLERS STAFF	7
2013 ARIZONA RATTLERS PLAYERS	21
2012 SEASON IN REVIEW	47
RATTLERS ALL-TIME HISTORY	99
ARENA FOOTBALL LEAGUE	121

ARIZONA RATTLERS MAILING ADDRESS

14287 N 87th St, Suite 120
Scottsdale, Arizona 85260

PRACTICE FACILITY

4125 E. McKellips Road
Mesa, Arizona 85215

CONTACT INFORMATION

602.514.TDTD [Ticket Office](#)
480.751.1286 [Fax](#)
info@azrattlers.com [Email](#)
www.azrattlers.com [Web](#)
www.facebook.com/azrattlers [Facebook](#)
@arizonarattlers [Twitter](#)

RATTLERS 2013 MEDIA GUIDE CREDITS:

Written and Edited by Nykki Schele and Photos by Yeung Photography
Design by Fisher

MEDIA POLICIES



Welcome to the 2013 Arena Football League season. In an effort to continue to provide a professional working environment, please note the following guidelines we have established for the upcoming season.

CREDENTIALS Access to Arizona Rattlers football games for accredited working media will require proper credentials. All credentials are non-transferable, and any unauthorized use will subject bearer to ejection from U.S. Airways Center and confiscation of the pass.

Season passes will be issued to recognized newspapers, magazines, television and established radio stations making reasonable requests on company letterhead. Please indicate those persons who will be using each pass.

Season and single-game credentials will be issued only to those who make requests on company letterhead. These requests can be sent by email to nschele@azrattlers.com and must be requested by end of day Wednesday prior to the game. Pre-arranged passes may be picked up at the media will-call located at the northeast press entrance two hours before game time. No passes will be mailed.

Media must wear their credentials in plain view at all times within the Arena. Working media with credentials will have access to the press room and the team locker rooms at designated times as well as an assigned seat. Your cooperation is asked in maintaining a working atmosphere.

PHOTOGRAPHERS Photo credentials will be issued in the same manner as other passes. Field access will be available to photographers from media outlets that have received credentials from the Rattlers media office. Photographers with the proper credentials will enter the arena through the press entrance and proceed down the stairway to the field level. Shooting areas are limited and must be adhered to.

PARKING Members of the media who are covering the Rattlers game will be able to park in our parking garage. The garage entrance lot is located south of the building on the corner of First Street and Jackson. All media that contact the Rattlers media relations department will be on a list to receive access into the garage. These requests should be made at the same time as credential requests.

PRESS ENTRANCE The press entrance is located on the northeast corner of the U.S. Airways Center. Media members with proper Rattlers credentials will be admitted through this entrance. If a media representative requested credentials for a single game, they can also be picked up at this location. The press entrance will open two hours before game time. Credentials will not be recognized at other arena entrances.

PRESS ROOM The Rattlers media work room is located in the northeast corner of the building on the field level. It can be reached through the press entrance and walking down the stairs to the field level. The media work room, equipped with telephones, electrical outlets, and press materials, will be open two hours before kick-off, during halftime intermission and for post-game work.

GAME NIGHT SERVICES Complete statistics will be furnished, including pre-game notes, halftime and final stats. All information will be available in the media work room. Fax service will also be available.

RADIO AND TELEVISION Electronic media representing the visiting team must contact the Rattlers media relations office to ensure broadcast locations and lines. Three business telephones for visiting radio will be furnished by the Rattlers, but specific broadcast loops will have to be ordered by the station. Additional lines or information can be requested through Jenni Patel at (602) 379-2009.

Statisticians and spotters are available to assist radio and television broadcasts by contacting the Rattlers' Media Relations Department.

PRACTICES All Arizona Rattlers practices are open to the public and the media. Contact the Rattlers Front Office to check the practice schedules from week-to-week.

Any questions or assistance needed in setting up interviews can be obtained by contacting Nykki Schele nschele@azrattlers.com.

US AIRWAYS CENTER



In just 20 years, the U.S. Airways Center, formerly known as America West Arena, has established itself as the premier sports and entertainment venue in the Southwest.

Opened on June 5, 1992, the arena has hosted major sporting events including the 1993 NBA Finals, the 1993 U.S. Figure Skating Championships, an Oscar de la Hoya bout in 1993, the 1995 & 2009 NBA All-Star Game, the 1999 and 2004 NCAA Men's Basketball West Regional Finals, ArenaBowl XI and XVIII, and the 2000 WNBA All-Star game.

In addition to the Arizona Rattlers, U.S. Airways Center serves as home to the NBA's Phoenix Suns and the WNBA's Phoenix Mercury. The arena has also featured entertainers ranging from Billy Joel, Celine Dion, George Strait and Elton John to stage shows such as Ringling Brothers Barnum and Bailey Circus, WWE Wrestling and Disney on Ice.

U.S. Airways Center seats 14,398 for Rattler games.



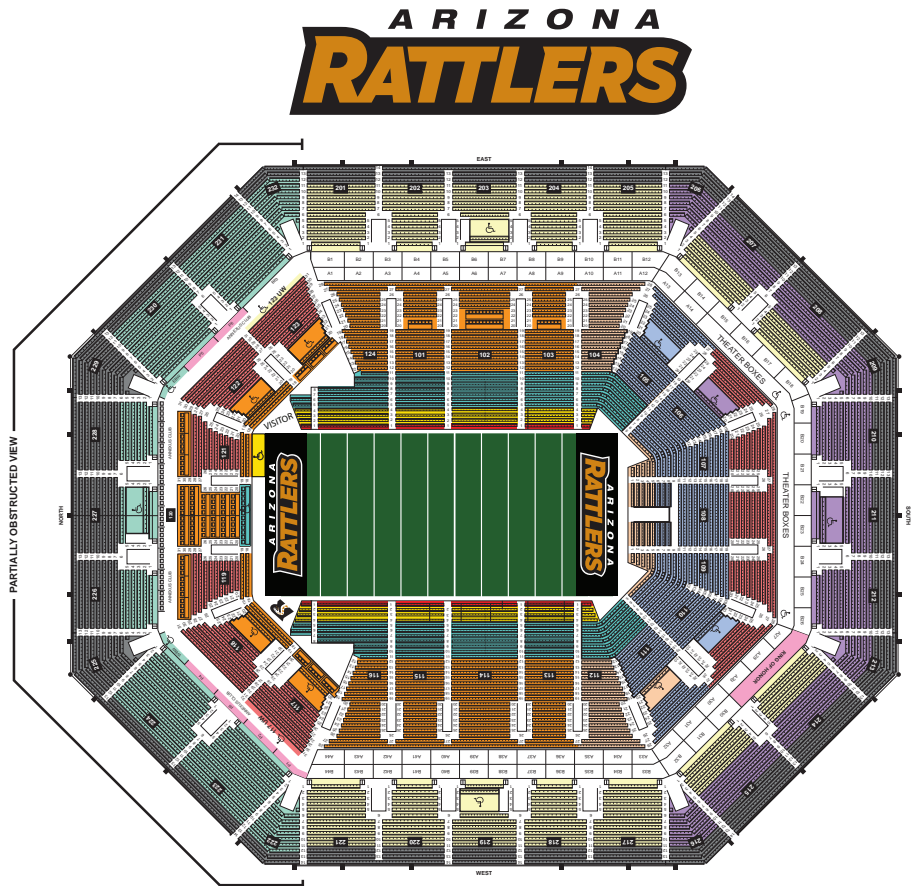
» US Airways Center

2013 TICKET PRICES



SEASON TICKET HOLDER BENEFITS

- » Season Ticket holder discount of up to \$11 per ticket
- » Early entry to the arena on game day that guaranties receipt of giveaway items
- » 15% discount at team shop kiosks and online
- » First chance at playoff tickets
- » Invitation to pre-season BBQ at training camp on scrimmage day
- » Pay no surcharges, fees, or taxes associated with advanced single game tickets
- » The ability to purchase seats at your season ticket holder rate up to the day before the game
- » Exclusive Rattlers STH discount card to get discounts and offers from Arizona Rattlers Partners
- » Each account will receive 2 vouchers good for best available seat up to your seat price level good for any regular season home game with the exception of opening day
- » Plus more to come



ARIZONA RATTLERS FOOTBALL

201 East Jefferson Street
Phoenix, Arizona 85004

P 602.514.TDTD

F 480.751.1286

E info@azrattlers.com

Seating Areas	2013 Season										
	PC	PL	Season Price Per Game	2013 Season Plan Total	2013 Flex Plan	x2	x3	x4	Group 30+	Group 15-29	Single Game Price
Sideline Row 1	A	1	\$110	\$990		\$1,980	\$2,970	\$3,960			\$125
Sideline Rows 2-4	B	3	\$87	\$783		\$1,566	\$2,349	\$3,132			\$89
Sideline Rows 5-11	C	4	\$59	\$531	\$531	\$1,062	\$1,593	\$2,124	\$59	\$65	\$69
Sideline Rows 12-28 / North Boxes	D	5	\$49	\$441	\$441	\$882	\$1,323	\$1,764	\$49	\$55	\$59
Corner 2 / Endzone 1	E	7	\$29	\$261		\$522	\$783	\$1,044	\$29	\$33	\$39
Lower Endzone-South	F	8	\$20	\$180		\$360	\$540	\$720	\$20	\$25	\$29
Upper Endzones	G	9	\$17	\$153		\$306	\$459	\$612	\$17	\$22	\$27
Upper Sideline	H	10	\$17	\$153	\$153	\$306	\$459	\$612	\$15	\$20	\$25
Upper Endzone-South	I	12	\$10	\$90	\$90	\$180	\$270	\$360			\$11
Upper Endzone-North	J	11	\$5	\$45		\$90	\$135	\$180			\$6





2013 RATTLEERS STAFF

STAFF DIRECTORY



TEAM STAFF

Ron Shurts	Managing Partner
Kevin Guy	General Manager/Head Coach
Kani Kauahi	Assistant Head Coach
Omarr Smith	Defensive Coordinator
David Turner	Director Player Personnel
JT Thompson	Director of Team Operations
Robert McDonald	Ticket Operations Coordinator
Todd Conner	Quality Control/Marketing
Randy Gaspar	Equipment Manager
Jesse Geffon	Athletic Trainer
Les Skelton	Director of Team Safety
Nykki Schele	Media and PR Coordinator
Shelden Martin	Team Doctor
Roger McCoy	Team Doctor
Jason Lake	Team Doctor

SIDEWINDERS DANCERS STAFF

Angie Baker	Sidewinders Dancers Director
-------------	------------------------------

GAME DAY STAFF

Kip Helt	Director of Game Operations
Sarah Schock	Arena Event Coordinator
Steve Heck	Statistical Crew Leader

MEDICAL STAFF

Dr. Dana Seltzer	Team Physician
Dr. Greg Keller	Team Physician
Matt Anderson	PA for Dr. Seltzer



RON SHURTS, CEO/MAJORITY OWNER

Ron Shurts took over as Majority Owner and CEO of the Arizona Rattlers in 2011. Shurts has been a Rattlers season ticket holder since the team's first snap in 1992.

A prominent local entrepreneur and co-founder of Annexus™, Shurts has more than 25 years of experience in financial services, sales and management and has trained thousands of financial professionals. He is also the owner of Shurwest, a national marketing firm for financial advisors, also based in Scottsdale.

An avid golfer and Nebraska Cornhusker fan, he is active in the community. Shurts is a sponsor of Phoenix Suns Charities, Big Brothers Big Sisters of Central Arizona and the Salvation Army. He is also a proud Dad to son AJ.



KEVIN GUY, GENERAL MANAGER/HEAD COACH

Kevin Guy begins his 13th season coaching in Arena Football, his ninth as a GM/Head Coach and his fifth in that position with the Arizona Rattlers.

In 2012, Guy led the Rattlers to their first ArenaBowl championship in more than a decade. The Rattlers posted 16 wins, earning back-to-back West Division and National Conference Championships. The Rattlers offense averaged 62.1 points per game and scored 158 touchdowns during the regular season with the defense holding opponents to 48.9 points per game and forced 45 turnovers. Under Guy's leadership, six Rattlers players received All-League honors. In 2011, Guy led the Rattlers to an Arena Football League record of 18 wins, guiding the squad to a West Division Championship, National Conference Championship and an ArenaBowl XXIV appearance. Guy garnered the 2011 NFL Network Coach of the Year award in due part to his guidance of the record breaking squad.

The Rattlers' 2011 offense averaged 61.9 ppg and punched 160 scores into the endzone during the regular season, both served as league second bests. The defense held opponents to 46.4 ppg and forced 54 turnovers, helping the Rattlers hold a league best +34 turnover ratio.

An arenafootball2 Hall of Fame inductee, Guy continues his illustrious career in Arena Football. A consistent winner, Guy owns a 71% winning percentage as a head coach (104-43).

While the AFL was reorganizing in 2009, Guy continued his duties with the Arizona Rattlers while also consulting with the General Manager and the Head Coach of the Rio Grande Valley Dorados (af2). Guy assisted with all aspects of the Rio Grande organization, including business and football operations. Under his advisement, Guy helped Rio Grande return to the af2 playoffs after missing them the year before.

With the Rattlers in 2008, his first with the team, Guy successfully turned around one of the AFL's most storied franchises after a few down years. After the team finished with the second-worst record in the league in 2007, Guy took over in 2008 and led the team to the third-best in the conference and a first-round home-playoff game. He finished the year as one of only four coaches to receive votes for AFL Coach of the Year, and as the runner up for the award. Guy built the team virtually from scratch, ending 2008 with only three players from the 2007 team and entering the season with nine rookies and seven second-year players.

Under Guy the Rattlers' defense led the AFL in rushing yards allowed per game and per carry, and held teams to the fewest first downs per game. The defense led the league in red-zone efficiency. Opponents scored only 67.1 percent of the time they were inside the 10 yardline, five percent better than the AFL's second-ranked red-zone defense (New York, 72.1%). Arizona was the only team in the league to hold its opposing quarterbacks to under a 59.9% completion percentage for the entire season.

Guy joined the Rattlers on August 10, 2007, shortly after winning ArenaBowl XXI as the defensive coordinator of the San Jose SaberCats. Under Guy the SaberCats were known as one of the league's best defensive squads and also advanced to the American Conference Finals in 2006 in addition to the ArenaBowl victory. Last season, under Guy's leadership, the SaberCats allowed the second fewest points in the league, an average of only 47.6 points per game. The SaberCats finished fifth in the league in both yards allowed per game with 281.3 and in passing yards allowed with 266.2. Coach Guy's defense also led the league in red-zone defense (71.4 percent),

» continued

2013 RATTLERS STAFF



fumble recoveries (20), fumble returns (18), fumble return average (6.7) and interception returns for touchdowns (5). The SaberCats were also second in turnover margin (+21), fumble returns for touchdowns (5), and first downs allowed (311), third in interceptions (22), and fourth in sacks (19).

In Coach Guy's first season with the SaberCats, the team finished fourth in turnover margin with plus-seven, a dramatic improvement from the team's minus-one margin the year before. They improved from 16 to 18 interceptions, 11 to 16 fumbles recovered, one to four interceptions returned for touchdowns, and scored two touchdowns on fumble returns after having none the prior year.

When Guy joined the San Jose SaberCats in 2005, he left the af2 with the most wins in the history of the league. Guy amassed 52 career wins in his four seasons, averaging 13 victories a season. He also grabbed a Coach of the Year honor and finished with a .732 winning percentage while leading the Tennessee Valley Vipers (2002-04) and Rio Grande Valley Dorados (2005).

Guy spent 2005 as Head Coach and Director of Football Operations for the Texas-based Dorados, leading the club to a 10-6 regular season record and a trip to the league's National Conference championship game. The Dorados' last win in 2005, a 65-42 win over Tulsa in the playoffs, lifted Guy to the top of the league's coaching leaders.

Before heading to Rio Grande, Guy serve as Head Coach and Football Operations Director of the Tennessee Valley Vipers, winning 39 of 48 regular season games and claiming a division title in each season. During the 2003 campaign, the Vipers won their first 14 games and advanced to the Conference Championship game, earning Guy the Coach of the Year award.

During Guy's tenure as an af2 coach, his teams have been consistently ranked near the top of the major statistical categories while working with rosters that have experienced a high rate of turnover. Guy had 31 players in four years advance from the af2, with five joining the National Football League. He has also coached Ironman of the Year, Defensive Player of the Year, and Lineman of the Year award winners while having 14 players earn All-af2 recognition.

In 2001, Guy became the Defensive Coordinator of the Florida Bobcats of the AFL where his defense held its opponents to fewer than 30 points a game twice and forced 26 turnovers on the year. The Bobcats also averaged six defensive stops per game.

Guy joined the coaching ranks following an AFL playing career that lasted four seasons. He started the 2000 campaign as the Defensive Coordinator with the New Jersey Red Dogs before, at only 26 years of age, being elevated to Interim Head Coach for the remaining four games of the season. His team ranked fourth in the AFL in total defense and fifth in pass defense. Over the final four games as Head Coach, the Red Dogs scored an average of nearly 10 points a game more than the first 10 games.

As a player, Guy played four seasons with the Minnesota Fighting Pike (1996), the New Jersey Red Dogs (1997-99), and the Orlando Predators (1999) primarily as a WR/DB, and helped the Predators to advance to ArenaBowl XIII.

Guy attended the University of West Alabama (formally Livingston University) from 1991-1995. He was born December 6, 1972 in Birmingham, Alabama.



KANI KAUAHI, ASSISTANT HEAD COACH

Kani Kauahi enters his sixth year and fifth season coaching in the AFL, all of which have been with the Arizona Rattlers.

Kauahi began his coaching career in 1995 at Mesa Community College as the offensive line coach. During the 1996-97 seasons, Kauahi gained NFL coaching experience as the strength and conditioning coach with the Arizona Cardinals. Spending the majority of his coaching career working with teams from the Canadian Football League, Kauahi coached the offensive lines of the BC Lions (1998-2000), Ottawa Renegades (2002-2005), and the Hamilton Tiger-Cats (2006). Kauahi also spent one season with the San Francisco Demons of the XFL.

Kauahi played 11 years in the National Football League at center with the Seattle Seahawks, Green Bay Packers, Phoenix Cardinals and Kansas City Chiefs.

Collegiately, Kauahi played on the offensive lines for Arizona State University and the University of Hawaii.

Born and raised in Kekaha, Hawaii. Kauahi has most recently been coaching at the University of Waterloo in Waterloo, Ontario, Canada as the offensive line coach. Married for 30 years to his wife, Gay, and they have three children: Kalei, Kamana, and Hana. Kalei and Kamana both serve our country in the Army and Navy, respectively. Hana is a beautician.



OMARR SMITH, DEFENSIVE COORDINATOR

Omarr Smith enters his fifth season coaching in Arena Football, and his fourth with the Arizona Rattlers. This will be his 14th season of overall Arena Football experience.

Smith coached the 2009 season for the Arkansas Twisters (arenafootball2), instructing the team's defensive back corps. Under his tutelage, the team was highly ranked in many key categories, including overall defense, passing defense and turnover margin. The Twisters ranked second in the af2 in opponent first downs and sixth in allowed third down conversions. Smith also coached defensive backs for Whittier College & Phoenix College.

Smith played mostly defensive back for nine seasons in the AFL, eight of them with the San Jose SaberCats. He won four championships in his eight years, three of them consecutively (2002-04). During his career, he had 35 career interceptions and eight career INT returns for touchdowns. Smith was named the Defensive MVP of ArenaBowl XXI, his fourth championship. He played four years at DB at San Jose State University, where his 13 career interceptions rank second highest in school history.

His full name is Omarr Ali Hasan Smith. Was born April 7, 1977 in Chicago, Illinois. Omarr has done work in broadcasting, covering various junior college football, high school football and volleyball games. In his spare time he enjoys bowling. Recently received his Master's Degree in Administration of Justice and Security from the University of Phoenix.

2013 RATTLERS STAFF



DAVID TURNER, DIRECTOR OF PLAYER PERSONNEL

Most recently, Turner spent 2010-2011 heading the Player Personnel Department for the Hartford Colonials of the United Football League.

Prior to joining the Colonials, Turner held the title of Assistant Director of Pro Personnel for the Oakland Raiders from 2005-2010. His duties included but were not limited to; generating weekly advance reports for all sixteen weeks of the season, as well as reporting and grading all unrestricted and restricted free agents.

In 2005 and 2006, Turner scouted college players for the Raiders as their Northwest Regional Scout.

Before joining the Raiders, Turner interned for both the New York Giants (2003-2005) and Miami Dolphins (2002-2003).

Turner brings nine years of NFL experience to the Arizona Rattlers.



RANDY GASPAR, EQUIPMENT MANAGER

Randy Gaspar returns for his 13th season as the Rattlers' Equipment Manager. Prior to his current position, Gaspar spent two years as the Rattlers' assistant video coordinator. Gaspar also spent 13 years as a team assistant for the Phoenix Suns.

Gaspar also owns a screen printing and embroidery business, "Bling 'N Ink".

He and his wife Monica, reside in Glendale with their three children, Jonathan, Jacob and Jordan.

2013 RATTLERS STAFF



JESSE GEFFON, HEAD ATHLETIC TRAINER

2013 will be Geffon's first season with the Rattlers. Certified by the NATA, Geffon has a BS in athletic training from Florida State University and a Masters on Human Relations degree from Oklahoma. Prior to joining the Rattlers, Geffon was the United Football League Director of Athletic Training from 2009-2013. Geffon also spent time with the Tampa Bay Buccaneers, the University of Oklahoma and the Oklahoma City Thunder.



SHELDEN MARTIN

Dr. Shelden L. Martin is a fellowship-trained orthopedic surgeon, specializing in shoulder, elbow and knee surgery. He is a member of OrthoArizona – Arizona Orthopaedic Associates in Chandler, AZ and serves as the Head Team Physician for the AFL's 2012 ArenaBowl XXV World Champion Arizona Rattlers. He obtained his undergraduate degree at La Salle University in Philadelphia, PA, followed by medical school at Georgetown University School of Medicine in Washington, DC. He then completed his internship and orthopedic surgery residency at Loyola University Medical Center in Chicago, followed by subspecialty fellowship training in orthopedic sports medicine & shoulder/elbow surgery with OrthoCarolina at Carolinas Medical Center in Charlotte, NC. He has worked with professional, collegiate, and high school athletic teams, including the Carolina Panthers, Charlotte Knights, Joe Gibbs Racing team, the University of North Carolina and the local Desert Vista High School. Dr. Martin utilizes the most advanced techniques in shoulder and elbow arthroscopic and joint replacement surgery, as well as knee ligament reconstruction and cartilage transplant procedures. His research has been presented both nationally and internationally and published extensively in the peer-reviewed literature. Dr. Martin provides world-class patient care at Scottsdale Healthcare, OASIS hospital, Banner Desert Medical Center, and Mercy Gilbert Medical Center.



ROGER MCCOY

Dr. McCoy has been part of the D-backs' family since the organization's inception, working with the minor leaguers prior to the club's inaugural season in 1998.

Dr. McCoy is a board certified family physician with a special fellowship training in sports medicine. He graduated from Miami (Ohio) University, then earned his Master's degree in anatomy and medical degree from Wright State University...while completing his family practice residency in Toledo, served as a team physician for the University of Toledo and a couple of local high schools for three years. Dr. McCoy was honored as the Sports Medicine Fellow at Michigan State University where he served as team physician and a faculty member teaching and developing course work at the medical school and was also named as one of Phoenix's "Top Docs" of 2006, 2010, 2011 and 2012 by PHOENIX Magazine.

He is a team physician for Arizona State University, a published author in sports medicine literature and a member of the American Medical Society for Sports Medicine and serves as faculty for Arizona State University/St. Joseph's sports medicine fellowship program and for resident physicians and physician assistants on their clinical rotations.

Dr. McCoy has extensive experience with functional rehab and training programs along with the evaluation and treatment of concussions in sports. He is a certified IMPACT neuropsychological provider for the evaluation of concussions and serves as the voluntary team physician for Mountain Pointe and Desert Vista High Schools.



JASON LAKE

Dr. Lake is an orthopaedic surgeon who specializes in complex foot and ankle disorders. His practice interests include sports and cartilage injuries, trauma, arthritis treatment, and advanced reconstructive procedures and tendon transfers. He is one of the few orthopaedic surgeons in the valley performing total ankle replacement surgery. Dr. Lake grew up in the valley and returned home after training in 2010. He has been practicing with OrthoArizona, Mezona Division in the east valley since he returned home.



MICHAEL DOMER

Dr. Domer is an orthopedic surgeon who specializes in general orthopedics, sports medicine, arthroscopic surgery. He board certified through the American Board of Orthopedic Surgeons. With Oasis Hospital since it opened, Dr. Domer received his medical degree from St. Louis University.



MATT ANDERSON, PA-C

Anderson is a full-time Physician Assistant with the St. Joseph's Hospital Orthopedic Clinic, working with Rattlers team physicians Dr. Dana Seltzer and Dr. Greg Keller.

The original Head Athletic Trainer of the Arizona Rattlers, Matt Anderson, MS, ATC, PA-C, returns for his second season with the Rattlers as a member of the team's medical staff. Anderson served as the Athletic Trainer for the Rattlers from their inception in 1991 until 2007. During his tenure with the Rattlers, he also assisted the NFL's Arizona Cardinals, NHL's Phoenix Coyotes and NBA's Phoenix Suns.

2013 RATTTLERS STAFF



JT THOMPSON, DIRECTOR OF TEAM OPERATIONS

JT Thompson has been with the Arizona Rattlers since 1996. Before joining the team she spent ten years as a department secretary for America West Airlines training and airport operations offices at their hub in Phoenix.

Prior to that she spent four years with Disc Jockey Entertainment as an entertainer and office administrator. She holds an associate's degree in Broadcast Communications from Miller Institute.

JT is responsible for multiple aspects of football operations, including team travel, accommodations, and game day operations.

Born in New York, JT is a Mom of two grown children, Michael and Cari.



NYKKI SCHELE, MEDIA AND PR COORDINATOR

Nykki begins her first season with the Rattlers. Prior to joining the team she spent 5 years as Sports Information Director at NCAA DII Saint Martin's University in Washington State. A graduate of Sait Martin's Nykki has her degree in Business/Marketing.

2013 RATTLEERS STAFF



TODD CONNER, QUALITY CONTROL

Todd Conner is in his fourth year with the Arizona Rattlers and his second in the Quality Control department.

In 2010, Conner joined the Rattlers as a Football Operations intern.

Conner was the General Manager of Barro's Pizza in Mesa for 30 years before joining the Rattlers staff.

He was part of the 1981 Fullerton College South Coast Conference Championship team as a Wide Receiver. Went to Esperanza High School, and was part of the school's first state football championship in 1979.

Conner currently resides in Gilbert with his wife, Audrey. He and his wife have two children, Kara and Brianna. Conner also has a granddaughter, Kaydence.



ANGIE BAKER, SIDEWINDERS DANCERS DIRECTOR

Angie has been involved in the cheerleading and dance industry for almost 20 years. She cheered professionally for six years, four of those with the Arizona Rattlers. During her time as a Sidewinder, Angie represented the Rattlers at the Arena Bowl in 2007 and at the Talladega International Speedway as part of the AFL's Dream Team.

Angie was an Arizona Cardinals Cheerleader from 2008-10 and performed at the Super Bowl in Tampa FL. She was also a member of the Arizona Cardinals Show Team and had the opportunity to travel to Ft. Hood and perform for the military and its families. She is a veteran Cheerleading Instructor and Judge for USA and stays busy with competitions and dance/cheer events year-round.



» Sidewinders Dancers



2013 RATTLEERS PLAYERS

RATTLERS ROSTER



NO.	POS.	NAME	HGT	WGT	DOB	COLLEGE
32	FB	Odie Armstrong	6-1	260	9/30/81	Northwest Oklahoma State
11	DB	Arkeith Brown	6-1	190	5/1/86	Texas A&M
10	QB	Nick Davila	6-3	220	5/22/85	Cincinnati
91	DL	Antron Dillon	6-5	280	6/7/85	North Alabama
75	OL	Cornelius Dixon	6-6	345	4/7/84	Missouri Valley
6	DL	Cliff Dukes	6-4	295	6/26/81	Michigan State
51	OL	Billy Eisenhardt	6-2	305	6/27/86	Grand Valley State
19	DB	Marquis Floyd	6-0	195	3/17/80	West Georgia
94	DL	Tyre Glasper	6-3	265	4/14/87	North Carolina A&T
4	DB	Virgil Gray	5-10	190	3/7/84	Rhode Island
77	DL	Anttaj Hawthorne	6-0	340	11/15/81	Wisconsin
69	OL	Michael Huey	6-5	315	9/28/88	MacBrown Texas
20	DB	Jeremy Kellem	5-9	195	6/6/89	Middle Tennessee State
7	K	Garrett Lindholm	5-9	190	8/10/88	Tarleton State
58	DL	Josh Mallard	6-2	260	3/21/80	Georgia
9	DB	Da'mon Merkerson	6-1	185	4/5/89	Syracuse
16	QB	Jason Murrietta	6-1	220	9/9/84	Northern Arizona
72	OL	Anthony Parker	6-5	340	3/2/89	Western Michigan
3	WR	Jared Perry	6-1	180	8/27/88	Missouri
70	DL	Marcus Pittman	6-5	290	5/10/86	Troy
12	WR	Tyson Poots	6-2	220	1/12/88	Southern Utah
2	WR	Maurice Purify	6-3	220	1/17/86	Nebraska
15	WR	Kerry Reed	6-2	210	10/24/84	Michigan State
1	WR	Rod Windsor	6-2	220	4/24/85	Western New Mexico



ARENA FOOTBALL EXPERIENCE

Odie Armstrong is entering his fifth season in Arena Football, all in the AFL, and his third with the Rattlers.

In 2012, Armstrong recorded 66 carries for 220 yards and 10 catches for 100 yards in 15 regular-season games. He tallied 17 touchdowns and also added eight tackles on the defensive side.

In 2011, Armstrong started in all 18 regular-season games, putting together a record-setting season. The fullback carried the ball 77 times, gaining 295 yards, a single-season Rattlers record. Armstrong tallied 17 TDs, also a single-season record, and averaged 16.4 rushing yards per game. In three playoff games, Armstrong started at fullback and carried the ball 12 times for 41 yards and caught three passes for 21 yards and a touchdown. Against Spokane in the Quarterfinal round, Armstrong carried the ball five times for 32 yards and two touchdowns. In ArenaBowl XXIV, Armstrong tallied two rushing touchdowns on three carries for six yards and snared two catches for 16 yards and a touchdown.

In 2010, Armstrong led the AFL in rushing with the Tulsa Talons, racking up 349 yards in 74 rushes for an astounding 4.7 yard average. He also scored 13 TDs on the ground and caught two passes for scores. He caught 11 total passes for 70 yards. Armstrong was named to the AFL All-Rookie team in 2008 while with the Orlando Predators, rushed 39 times for 102 yards and two scores, while adding 20 receptions and 258 yards and seven TDs. He also played for the Tulsa Talons in its 2007 Championship team.

OTHER PROFESSIONAL EXPERIENCE

Signed with the San Francisco 49ers as a rookie free agent in 2008. Was released after training camp.

COLLEGE

Played for the California Redwoods in the UFL in 2009.

HIGH SCHOOL/PERSONAL

Born in Vardaman, Miss. Attended Vardaman High School where he rushed for a school record 5,838 yards and 104 touchdowns, including 39 TDs as a senior, still a Mississippi record. Met wife, Natalie, at Northwestern Oklahoma State in 2003. Has three children, Tyiashia, Paytyn and Payzlyn.

32

ODIE ARMSTRONG

FULLBACK

DATE OF BIRTH 9-30-1981

HEIGHT 6-1

WEIGHT 260

EXPERIENCE 4 Years

COLLEGE Northwest

Oklahoma St.

HOMETOWN Vardaman, MS



ARENA FOOTBALL EXPERIENCE

Brown is entering his second season in Arena Football.

OTHER PROFESSIONAL EXPERIENCE

Brown participated in a rookie free agent tryout with the New Orleans Saints during their rookie minicamp in the spring of 2009.

COLLEGE

Brown posted 51 tackles while seeing action in all 13 games at Texas A&M (2007). He started the last six games registering 30 tackles over that span, led the team by breaking up eight passes, and notched a career high 11 tackles against Kansas. In 2006 Brown was the Aggies' top pass defender off the bench with four passes broken up and 21 tackles, started two games while seeing action in every game, and posted three PBUs in his starting debut while covering NFL prospect Jonathan Holland of Louisiana Tech. Had a season-best three tackles against The Citadel, Louisiana-Lafayette and vs. Cal in the Holiday Bowl.

As a freshman he was a mainstay on a variety of special teams units and saw limited action in the defensive secondary. He made 13 tackles, including nine solo stops, in 11 games of action and broke up a pass against SMU.

HIGH SCHOOL

Brown earned Class 4A all-state mention as a defensive back and return specialist at El Campo High School. Was second-team all-state honors as a defensive back as a senior after grabbing seven interceptions while helping El Campo to a 9-4 record. He contributed 18 catches for 368 yards and two touchdowns as a senior. As a junior, Brown received honorable mention all-state honors as a return specialist. Contributed five interceptions (two returned for touchdowns) on defense and 22 catches for 343 yards on offense while helping El Campo to an 11-3 record and the Div. II quarterfinals. Was a three-time all-district selection at wide receiver and defensive back. Brown was named Consensus Texas Top 100 prospect and a member of Dave Campbell's Texas Football Magazine's Super Team. He was a standout in track and field, Brown posted third place finishes in the triple jump (47-3) and 4x200 relay (1:27.98) and was fourth in the high jump (6-8) at the 2005 Class 4A state track and field meet.

11

ARKEITH BROWN

DEFENSIVE BACK

DATE OF BIRTH 5-1-1986

HEIGHT 6-1

WEIGHT 190

EXPERIENCE 1 Year

COLLEGE Texas A&M

HOMETOWN Houston, TX



10

NICK DAVILA

QUARTERBACK

DATE OF BIRTH 5-22-1985

HEIGHT 6-3

WEIGHT 220

EXPERIENCE 3 Years

COLLEGE Cincinnati

HOMETOWN Los Angeles, CA

ARENA FOOTBALL EXPERIENCE

Nick Davila is entering his sixth season in Arena Football and his fourth in the AFL and with the Rattlers.

In 2012, Davila helped lead the team to its first Championship since 1997 last season. He tallied 266 passing yards for nine touchdowns in the 72-54 win over Philadelphia, completing 23 of 30 attempts. In three postseason games, Davila recorded 843 passing yards for 23 touchdowns.

Finishing the regular season with 5500 offensive yards, he now holds the Rattlers single season record. His 113 TDs, puts him just shy of the 117 mark he set in 2011. Davila's 64.4 percent completion rating was third best in the league, helping him earn Second-team All-Arena honors.

In his second season with the Rattlers, Davila continued to break records and was named 2011 AFL National Guard MVP of the Year, the first time the AFL has handed out an MVP award since 1995. He led the league in pass efficiency (127.6) and ranked second in completion percentage (70.7) and pass completions (427). Davila led the Rattlers to their best regular season in the Rattlers 18 year franchise history, notching 16 wins and just 2 losses. Under Davila's leadership, the Rattlers won the National Conference Championship and returned to the Arena Bowl for the first time since 2004.

Two year starter for the Spokane Shock, formerly of the arenafootball2. Led the team to a two-year record of 38-3, including two ArenaCup appearances and a championship in 2009. Completed 349 passes for 3,863 yards and 86 touchdowns in 2009, and was named first-team All-af2 for his efforts that season. All of those stats were single season franchise records, records which he had set in 2008, his first in af2. That season, he threw 2,935 yards and 66 touchdowns. He finished third in passing efficiency with 119.2 and completed 67% of his passes with only nine interceptions.

OTHER PROFESSIONAL EXPERIENCE

Attended mini-camp with the Cleveland Browns in 2007.

COLLEGE

Played sparingly in college, but stepped up and made the most of every opportunity. Completed nearly 59% of his passes (96/163) for 1,401 yards for 12 touchdowns and only five interceptions in his 12 collegiate games. Won both of the starts he got while with the Bearcats, including a huge 30-11 upset of then-undefeated Rutgers. Threw for a touchdown in that game and ran for another to earn BIG EAST Honor Roll and team Offensive Player of the Week honors. Was presented with the Glenn Sample Award for Community Service for his participation in the Locks of Love program his senior year.

Transferred to Cincinnati from Chaffey Junior College, where he received All-American honors. He completed 64 percent of his passes for 2,792 yards and 24 TDs as a sophomore and passed for 2,982 yards and 22 TDs as a freshman. Was named first team allstate both seasons and helped team to second place league honors in both years.

HIGH SCHOOL/PERSONAL

Earned All-League honors his junior and senior seasons at Damien High (Calif.), passing for 3,237 yards and 22 touchdowns in two seasons as a starter. Also earned All-Conference honors in baseball. Son of Fernando and Marsha Davila. Has one brother and four sisters. Majored in history.



ARENA FOOTBALL EXPERIENCE

Dillon is entering his second season in the Arena Football League and with the Rattlers. Dillon recorded three tackles and half a sack in three games played as a rookie.

COLLEGE

Dillon attended North Alabama where he was captain, a two-year starter and three-year letterman. He played both defensive end and linebacker as a senior, notching 62 tackles, 15 sacks an interception and one fumble recovery for a touchdown. His team went 9-4, advancing to the quarterfinals of the 2002 State playoffs. He was named first-team all-district and honorable mention all-State. Dillon also started four years on the varsity basketball team.

91

**ANTRON
DILLON**

DEFENSIVE LINEMAN

DATE OF BIRTH 6-7-1985

HEIGHT 6-5

WEIGHT 280

EXPERIENCE 1 Year

COLLEGE North Alabama

HOMETOWN Gulfport, MS



ARENA FOOTBALL EXPERIENCE

Dixon is beginning his third season in the Arena Football League, his first with the Rattlers. In 2012, Dixon played in 17 games with the Kansas City Command. In 2011, he started 13 games as a rookie for the Command.

COLLEGE

Dixon was named Most Valuable Blocker in 2009 at Missouri Valley College, as well as receiving a Heart of America first-team all-Conference selection. Dixon was also twice named a first-team all-Conference honoree at Merced Junior College.

75

**CORNELUIS
DIXON**

OFFENSIVE LINEMAN

DATE OF BIRTH 4-7-1984

HEIGHT 6-6

WEIGHT 345

EXPERIENCE 2 Years

COLLEGE Missouri Valley

HOMETOWN Marianna, FL



ARENA FOOTBALL EXPERIENCE

In 2012, Dukes played in 13 games for the Rattlers last season recording 20.5 tackles, 16 solo. He also had six sacks and one fumble recovery. Dukes was traded to the Rattlers from Kansas City in February of 2012 for JC Neal, just two days after being traded from the Tampa Bay Storm to the Command.

Dukes most recently played with the Tampa Bay Storm, where he was named the League's Game Tape Exchange Defensive Lineman of the Year after leading the League and setting a Storm franchise record with 16 tackles for loss last season.

An All-Arena selection in 2010 and 2011, Dukes has collected a league-high 21.5 sacks over the past two seasons, including 12.5 last year. He earned Defensive Player of the Week honors twice in 2011, once for his four-sack performance against the New Orleans VooDoo in Week 1 and again in Week 11 against the Spokane Shock after recording three tackles for loss, two fumble recoveries, one forced fumble and a blocked kick. Dukes has played his entire AFL career in Tampa Bay.

OTHER PROFESSIONAL EXPERIENCE

Dukes spent time on the NFL rosters of the St. Louis Rams, New Orleans Saints and the Detroit Lions as well as the Toronto Argonauts in the CFL.

COLLEGE

Dukes graduated from Michigan State University, where he started in 35 games with the Spartans, and collected 15.5 sacks.

6

**CLIFF
DUKES**

DEFENSIVE LINEMAN

DATE OF BIRTH 6-26-1981

HEIGHT 6-4

WEIGHT 295

EXPERIENCE 2 Years

COLLEGE Michigan State

HOMETOWN Lexington Park, MD



ARENA FOOTBALL EXPERIENCE

Eisenhardt is entering his fourth season in the AFL, his first with the Rattlers. In 2012, Eisenhardt was a Second-Team All-Arena Offense selection last season for the Chicago Rush. He started 16 games at center providing protection for an offense that set franchise records in both throwing yards and touchdowns. Anchoring the offensive line, Eisenhardt stepped in as the long snapper early in the year boosting the team to finish fourth overall in extra point coverage.

COLLEGE

Eisenhardt is a product of a Grand Valley State University team that won back-to-back National Championships in 2005-2006. A preseason All-American in 2007, he earned first team All-Great Lakes Intercollegiate Athletic Conference honors in 2007 and second team All-Conference in 2006.

HIGH SCHOOL/PERSONAL

Attended Macomb Dakota HS. Recorded 87 tackles and a single-season, school record 10 sacks as a senior, earning All-Metro East, all-county and honorable mention all-state. His junior season he tallied 61 tackles and nine QB sacks to garner all-county honors. Holds the school record for sacks in a career, season and game.

51

**BILLY
EISENHARDT**

OFFENSIVE LINEMAN

DATE OF BIRTH 6-27-1986

HEIGHT 6-2

WEIGHT 305

EXPERIENCE 3 Years

COLLEGE Grand Valley State

HOMETOWN Macomb, MI



19

MARQUIS FLOYD

DEFENSIVE BACK

DATE OF BIRTH 3-17-1980

HEIGHT 6-0

WEIGHT 195

EXPERIENCE 4 Years

COLLEGE West Georgia

HOMETOWN Monroe, GA

ARENA FOOTBALL EXPERIENCE

Marquis Floyd is entering his fifth season in the AFL, and his second with the Rattlers. In 2011, Floyd started in all 18 games, collecting 88 solo tackles and 27 assisted tackles for the Rattlers. The defensive back snared nine interceptions and 18 pass break ups. Floyd earned the Week 17 Riddell Defensive Player of the Week award for his eight tackle, two INT and two pass break up performance in a 68-46 victory over the Spokane Shock.

In Week 3, Floyd garnered the Cutter Catch of the Week with an acrobatic interception grab in the second quarter of a 69-20 victory over the Tulsa Talons. In the playoffs, Floyd tallied 28 tackles, two forced fumbles, one fumble recovery and two interceptions, with one being returned 40 yards for a touchdown against the Spokane Shock in a Quarterfinal victory (62-33).

Floyd began his professional career in 2004, playing for the arenafootball2 Tennessee Valley Vipers. He led the team with 37 tackles, 27 solo, and two fumble recoveries. Offensively, Floyd recorded 20 receptions for 242 yards and three TDs. In 2005, Floyd played for the Rio Grande Valley Dorados. Recording a team-best 101 receptions for 1,452 yards and 29 TDs in addition to 23 rush yards for 4 TDs. Floyd earned AF2 Ironman of the Year honors. Defensively, Floyd added 47 tackles, 42 solo, nine INTs and two forced fumbles. Signed with the AFL San Jose SaberCats in 2006-2008, winning the 2007 AFL Championship. In two seasons with the SaberCats, Floyd recorded 102.5 tackles and nine INTs with two INTs going back for TDs. Offensively, Floyd notched 203 reception yards on 21 catches, a receiving TD and a rushing TD.

OTHER PROFESSIONAL EXPERIENCE

Signed to the Dallas Cowboys' practice squad on Nov. 30, 2009. On Sept. 6, 2009, Floyd was claimed off of waivers and signed to the Cleveland Browns' active roster. He was waived on Sept. 22. He was signed back onto the Cleveland Browns practice squad on September 24. On Sept. 5, 2009, Floyd was waived by the Browns during final cuts. On Aug. 12, 2008, Floyd was signed by the Seattle Seahawks. He was waived by the team during final cuts on August 30 but was later resigned to the team's practice squad.

COLLEGE

Floyd attended the University of West Georgia, where he was a three-time American Football Coaches Association (AFCA) All-American. He led the Braves in INTs in each of his last three seasons and holds the school record for career INTs with 19. Floyd recorded 231 tackles, 164 solo during his four seasons. He holds the school's all-time punt return yards record with 982 on 125 returns. Floyd ended his college career participating in the 2003 Cactus Bowl Division II all-star classic in Kingsville, Texas.

HIGH SCHOOL/PERSONAL

A four sport athlete at Monroe Area High School in Monroe, GA. Floyd played football, basketball, track and baseball, earning basketball MVP honors as a junior and senior. Floyd also won the 'Best Sprinter' award from his track team and 'Best Outfielder' honor for baseball.



ARENA FOOTBALL EXPERIENCE

Glasper is entering his third season in Arena Football and with the Rattlers. In 2012, he started in 17 games and completed 37.5 tackles, four sacks, 1 interception and three fumble recoveries. In 2011, Glasper started in 17 games at Linebacker. He had 28 tackles (10 for loss), is second on the team with 7.5 sacks, and has also recorded two safeties and two forced fumbles. Glasper's sack total (7.5) ranks him as third all-time in the Rattlers single-season record book.

COLLEGE

Glasper played college football at North Carolina A&T University. He started 10 games his senior year registering 44 tackles, four sacks, one fumble recovery, and one blocked kick. During his junior year, Glasper started 12 games and collected a career-best 42 tackles and recorded 3.5 sacks. Selected Preseason All-Mid-Eastern Athletic Conference Second Team for the 2009 season. Made preseason All-MEAC in 2008 as well. Has played in 26 games over his career with 81 career tackles, four blocked kicks, four career fumble recoveries and nine career sacks.

HIGH SCHOOL/PERSONAL

Glasper attended M.L. King High School in Detroit, MI.

94

**TYRE
GLASPER**

DEFENSIVE LINEMAN

DATE OF BIRTH 4-14-1987

HEIGHT 6-3

WEIGHT 265

EXPERIENCE 2 Years

COLLEGE North Carolina A&T

HOMETOWN Detroit, MI



4

VIRGIL GRAY

DEFENSIVE BACK

DATE OF BIRTH 3-7-1984

HEIGHT 5-10

WEIGHT 190

EXPERIENCE 3 Years

COLLEGE Rhode Island

HOMETOWN Atlanta, GA

ARENA FOOTBALL EXPERIENCE

Virgil Gray is entering his sixth season in Arena Football, his fourth in the AFL and third with the Rattlers. In 2012, Gray played in 15 regular season games for the Rattlers recording 25 kickoff returns for 514 yards and one touchdown. He tallied six interceptions for 50 yards and added one field goal return of 48 yards. In three playoff games he had one interception and one kickoff return totaling 25 yards.

In 2011, Gray started in all 18 regular-season games as defensive back, where he collected 79.5 tackles, 28 pass breakups and 10 interceptions. Gray's interception total (10) and pass breakups (28) place him as the Rattlers single-season leader in both categories. As a return specialist, Gray's 62 returns for 1,445 yards and five touchdowns, for a 23.3 average, ranked him as the top AFL return specialist in the 2011 regular season, and second in Rattlers single-season return yards (1,445).

Gray earned the Week 12 Spalding Highlight of the Week honor for his 52-yard missed field goal return for a touchdown in a 63-42 victory over the Cleveland Gladiators. In Week 15, he earned JLS Ironman of the Week honors for his two kickoff returns for touchdowns in a 64-57 victory over the San Jose SaberCats.

In the playoffs, Gray started in all three games, seeing his best performance in a 62-33 victory over the Spokane Shock where he notched a 54-yard return for a touchdown, three pass breakups, 2.5 tackles and three interceptions, one of which was returned for a 37-yard touchdown.

Gray spent the 2010 season with the Milwaukee Iron, where he earned Week 3 Riddell Defensive

Player of the week for his performance against the Iowa Barnstormers, posting a 49-yard interception return for a TD, plus leading the Iron with 6.5 tackles. With the Spokane Shock, Gray received Defensive Player of the Week honors in the semifinal round of the 2009 playoffs. As a rookie in 2008 with the arenafootball2 Lubbock Renegades, Gray led the team with 85.5 tackles and eight INTs.

Gray participated in the United Football League Omaha Nighthawks 2011 training camp.

COLLEGE

Collected 47 solo tackles and two INTs in a 2006 senior campaign that garnered him Atlantic 10 All-Conference Second-Team honors at the University of Rhode Island. Named Atlantic 10 Co-Defensive Player of the Week in 2004 after returning an INT 30 yards for a score in a 27-24 win over Massachusetts. Lettered four times with the Rams.

HIGH SCHOOL/PERSONAL

A wide receiver and defensive back at Therrell High School in Atlanta, GA. Three-time letterman in football, earning All-City honors as a senior. Also earned two letters as a member of the school's basketball team where he played point guard.



ARENA FOOTBALL EXPERIENCE

Anttaj Hawthorne is entering his fifth season in Arena Football, all with the Rattlers. In 2012, he played in 17 regular season games collecting 19 tackles, nine for a loss. Hawthorne tallied 5.5 sacks and two pass breakups. He added two tackles and one pass breakup in three post season games.

In 2011, he started in all 18 regular-season games. He collected 19 tackles, eight of which were for loss, seven sacks, two pass breakups and six fumble recoveries. Hawthorne's sack total ranks him as fourth all-time in a single season for the Rattlers and his six fumble recoveries are the top of Rattler ranking in a single season. In the playoffs, Hawthorne collected 3.5 tackles, one of which was for loss, one fumble recovery and one pass breakup. Hawthorne earned First Team All-Arena as a defensive lineman.

OTHER PROFESSIONAL EXPERIENCE

Hawthorne was drafted by the Oakland Raiders in the 6th round (175th overall) of the 2005 NFL Draft. He played in two games his rookie season, recording two assists. Hawthorne registered 13 solo tackles and three assists in eight games during the 2006 NFL season before being allocated to the Frankfurt Galaxy of NFL Europe. In his first year in Frankfurt, he registered 28 regular season tackles and two sacks on a top ranked rushing defense that allowed only 52 yards per game. He won his first World Bowl title that same year.

COLLEGE

Hawthorne was a four-year starter (2001-2004) on the defensive line at the University of Wisconsin. He started the last two games at Nose-tackle in his freshman year then moved to left tackle where he started 41 consecutive games. He earned third team All-American honors his senior year and was named All-Big Ten Conference three times, including a first team selection as a junior, and a consensus selection as a senior. He was the recipient of the team's Jay Seiler Coaches Appreciation Award and named team captain his senior year. He finished his career with 201 tackles, 42 tackles for a loss, 12 sacks, two forced fumbles, four pass deflections and an interception. His 42 tackles for a loss places him sixth on the school's all time list.

HIGH SCHOOL/PERSONAL

He earned All-State three times, was named USA Today, ESPN and Super Preps first team All-American and earned Prep Stars Dream Team accolades his senior year at Hamden High School. That same year he competed in the National High School All-Star game and was rated the ninth-best overall player and second ranked defensive player in the country by Tom Lemmings Prep football Report. A native of Hamden, CT.

77

**ANTTAJ
HAWTHORNE**

DEFENSIVE LINEMAN

DATE OF BIRTH 11-15-1981

HEIGHT 6-0

WEIGHT 340

EXPERIENCE 4 Years

COLLEGE Wisconsin

HOMETOWN Hamden, CT



ARENA FOOTBALL EXPERIENCE

Huey is entering his second season in the AFL and with the Rattlers. He played in 14 regular-season games for the Rattlers as a rookie.

COLLEGE

Huey was a four-year guard, played in 47 games starting in 20. He was a three-time member of UT's Athletics Director's Honor Roll...a second-team Academic All-Big 12 selection. He graduated with a degree in physical culture and sport.

HIGH SCHOOL

Attended Kilgore HS where he was prep All-American and all-state performer. He started in the 2007 U.S.Army All-American Bowl, and was a member of ESPN's top 150 national prospects.

69

**MICHAEL
HUEY**

OFFENSIVE LINEMAN

DATE OF BIRTH 9-28-1988

HEIGHT 6-5

WEIGHT 315

EXPERIENCE 1 Year

COLLEGE MackBrown-Texas

HOMETOWN Kilgore, TX



ARENA FOOTBALL EXPERIENCE

Kellem is entering his second season in the Arena Football League, his first with the Rattlers. In 2012, Kellem earned Second Team All-Arena Defense honors. In his rookie season with the New Orleans VooDoo, Kellem led the team in tackles with 95.5, including 86 solo, putting him second among rookies and tenth overall in the league. He also ranked second among rookies in interceptions, with nine, and passes defended with 21.

OTHER PROFESSIONAL EXPERIENCE

Had a stint in the UFL with the Omaha Nighthawks, but was released in the team's final training camp cuts.

COLLEGE

Kellem attended Middle Tennessee State where he was a three-time All-Sun Belt Conference player earning First Team honors his junior and senior seasons. Kellem was also named to the ESPN Academic All-American Second Team in 2010.

HIGH SCHOOL

An all-state and all-country players at Deerfield Beach HS, Kellem had 85 tackles, four sacks, eight caused fumbles, five fumble recoveries, and three blocked field goals during his career. He also recorded four touchdowns. Kellem was named Defensive MVP at the North-South All-Star game. Lettered in both football and basketball.

20

**JEREMY
KELLEM**

DEFENSIVE BACK

DATE OF BIRTH 6-6-1989

HEIGHT 5-9

WEIGHT 195

EXPERIENCE 1 Year

COLLEGE Middle Tennessee State

HOMETOWN North Lauderdale, FL



ARENA FOOTBALL EXPERIENCE

Lindholm will begin his second season in the AFL. In 2011, Lindholm connected on 82-of-98 extra points and 20-of-32 field goals as a rookie with the Milwaukee Mustangs.

COLLEGE

Lindholm kicked a 64-yard field goal against Texas A&M-Kingsville as a senior in 2009. He earned First Team All-LSC South Division honors as a junior at Tarleton State in 2008 and was named to Don Hansen's Football Magazine All-Super Region Four Third Team. He was 42 of 43 in point-after-attempts. Hit 12 of 19 field goal attempts, including a career-long 46, twice. Made his first 25 PATs. He had 64 kickoffs for 4,023 yards, and average of 62.9 yards per kickoff and had 25 touchbacks.

In 2007 he kicked off all 77 times for a total of 4,684 yards, averaging 60.8 yards per kick. He recorded 18 touchbacks with only two out of bounds. Made five of seven field goals attempted and also connected on nine of 11 extra points.

HIGH SCHOOL

Lindholm was named first team all-district kicker as a junior and senior as well as firstteam all-district punter his senior year. A two-time academic all-district kicker as both a sophomore and junior and was named honorable mention academic all-state as a senior.

7

GARRETT LINDHOLM

KICKER

DATE OF BIRTH 8-10-88

HEIGHT 5-9

WEIGHT 190

EXPERIENCE 1 Year

COLLEGE Tarleton State

HOMETOWN Pflugerville, TX



ARENA FOOTBALL EXPERIENCE

Mallard is entering his first year in Arena Football.

OTHER PROFESSIONAL EXPERIENCE

Mallard, who was drafted in the seventh round of the 2002 draft by the Indianapolis Colts, spent six years in the NFL. He played in 13 games with the Colts recording 11 tackles and three fumble recoveries.

After stints with the Cleveland Browns, Miami Dolphins and Amsterdam Admirals, Mallard was signed by the Atlanta Falcons in 2006. He tallied 10 tackles and four sacks in 14 games.

In 2007 Mallard signed a free agent contract with the Denver Broncos where he had 20 tackles in eight games. He then played in two games with the Cincinnati Bengals in 2008.

COLLEGE

A product of the University of Georgia, Mallard played in 43 games for the Bulldogs. He compiled 74 tackles, 50 solo, 18 sacks and five forced fumbles. He is eighth all-time at UGA in career quarterback sacks with 18 and seventh on the list of most QB sacks in a game, with 3.5 against Kentucky in 1998.

58

JOSH MALLARD

DEFENSIVE LINEMAN

DATE OF BIRTH 3-21-1980

HEIGHT 6-2

WEIGHT 260

EXPERIENCE Rookie

COLLEGE Georgia

HOMETOWN Savannah, GA



ARENA FOOTBALL EXPERIENCE

Merkerson is entering his second season in Arena Football. In 2012, as a rookie, Merkerson played in just two games before being sidelined by a season-ending injury. In his two games, Merkerson recorded nine tackles and one interception.

OTHER PROFESSIONAL EXPERIENCE

Merkerson signed with the United Football League's Hartford Colonials (now defunct) in 2011 and participated in the Arizona Cardinals training camp in 2011.

COLLEGE

A Syracuse cornerback, Merkerson was a three-year starter for the Orange, including seeing action as a wide receiver as a sophomore and freshman. In 2010, he started all 12 games, collecting 23 tackles, two interceptions and 2.5 tackles for loss. For his career, Merkerson appeared in 46 games (31 starts), collecting 59 tackles (38 solos), two interceptions, and four tackles for loss in addition to 14 receptions for 196 yards and two touchdowns on offense.

HIGH SCHOOL

Merkerson attended Saint Mary's High School where he earned Northeast Regional Team accolades and graded the 30th-best prospect in New Jersey by SuperPrep. He was awarded MaxPreps All-Heisman Team in the tri-state area and earned Defensive Player of the Year honors in Parochial A-B. Merkerson was named second-team all-state accolades, All-Bergen Defensive Team, and All-Non-Public First Team Defense. Earned first-team all-area honors as a wide receiver. As a senior, had 28 solo tackles and six interceptions and 614 receiving yards and 14 touchdowns. He led St. Mary to its first Non-Public Group 1 state championship. Merkerson participated in the New York/New Jersey All-Star Classic.

29

**DA'MON
MERKERSON**

DEFENSIVE BACK

DATE OF BIRTH 4-5-1989

HEIGHT 6-1

WEIGHT 185

EXPERIENCE 1 Year

COLLEGE Syracuse

HOMETOWN Passaic, NJ



ARENA FOOTBALL EXPERIENCE

Murrietta is entering his fifth year in Arena Football. He previously played for Rock River Raptors in 2007. Started 2 games and went 32 for 50 (64%) for 347 and 7 TD's, and 0 Int's for 119.33 passing rating. He signed with Spokane Shock in 2008. There he started the first 5 games and went undefeated, and received the Schutt Offensive Player of the Game award on 4/13/08 against the Tri-Cities Fever. In the 6 games he played in during 2008 he had a 91.03% passer rating. He finished the season completing 87 out of 156 passes for 970 yards. He threw 22 TD's and 7 Int's. Murrietta signed with the Central Valley Coyotes in 2009. Started first seven games of the season until he sustained a season ending injury. During those seven games, he was one of the top quarterbacks in the league. In 7 games, he had 38 TD's and only 5 Int's. He had a passer rating of 119.66. He completed 185 out of 261 passes for 70.9% completion rating. He had 1,885 yards with a long pass of 43 yards and averaged 269.3 yards per game. He also played with the Cleveland Gladiators in 2010.

16

JASON MURRIETTA

QUARTERBACK

DATE OF BIRTH 9-9-1984

HEIGHT 6-2

WEIGHT 215

EXPERIENCE 5 Years

COLLEGE Northern Arizona University

HOMETOWN Glendale, AZ

COLLEGE

Murrietta holds the school record for career touchdowns (94) at Northern Arizona University. He also ranks third in completion percentage (57.9), and fourth in passing yards per completion at (7.1). His total career passing yards rank second in school history, 10,717, and those numbers place him at number six on the all time passing list in the Big Sky Conference. He won Big Sky Offensive Player of the Year in 2003 and 2006, First Team All Big Sky in 2006, and was also named a Preseason All-American in 2004 and 2006. He was a finalist for the Walter Payton Award (the equivalent of the Heisman Trophy for I-AA schools) twice in his collegiate career.

HIGH SCHOOL

Murrietta attended Glendale Ironwood, and was the last quarterback to lead a West Valley school to the big school state championship game. He holds several school records there such as career touchdown passes with 44, touchdown passes in a game with 5, most passing yards in a game with 316, and career passing yards with 5579.



ARENA FOOTBALL EXPERIENCE

Parker is entering his first season in the AFL.

OTHER PROFESSIONAL EXPERIENCE

Parker previously signed with the New York Jets in 2012 as an undrafted free agent.

COLLEGE

Parker spent five seasons at Western Michigan University playing in 49 games for the Broncos, the most by an offensive lineman in program history. During his career he saw action in over 3600 snaps. Parker was a Second Team All-Mid-Atlantic Conference selection and first-team Phil Steele's All-MAC, his sophomore season, in 2009.

HIGH SCHOOL/PERSONAL

Parker was named first-team All-Dade County and first-team all-state. A member of the district championship team, Parker was named the team's Best Two-Way Player as a senior. Also started all four years on the basketball team.

72

ANTHONY PARKER

OFFENSIVE LINEMAN

DATE OF BIRTH 3-2-1989

HEIGHT 6-5

WEIGHT 340

EXPERIENCE Rookie

COLLEGE Western Michigan

HOMETOWN Miami, FL



ARENA FOOTBALL EXPERIENCE

Perry is entering his second season in the AFL, his first with the Rattlers. In 2012, Perry won AFL Rookie of the Year honors while with the Chicago Rush. He recorded 133 receptions for 1,811 yards and 31 touchdowns. Perry's 1,006 receiving yards per game ranked 10th in the AFL while his 1,811 receiving yards were fifth in the league, the second most all-time for a rookie. He also tallied ten 100-yard receiving games.

OTHER PROFESSIONAL EXPERIENCE

Perry was signed as an undrafted free agent by the Philadelphia Eagles following the 2012 draft. He also spent time with the San Francisco 49ers.

COLLEGE

Perry spent four years at Missouri where he finished his career with 137 receptions, 1,838 yards and 13 touchdowns. His freshman year with the Tigers, Perry led all Big 12 freshman with 37 receptions for 429 yards and three touchdowns. He earned honorable mention freshman All-American and was named to the Big 12 All-Freshman team.

HIGH SCHOOL/PERSONAL

As a senior at LaMarque HS, Perry was team captain and his team's offensive player of the year after catching 32 passes for 540 yards and 13 touchdowns. As a junior he recorded 51 catches for 1,000 yards and eight TDs, earning First-team all-District. Played on a team that won a state championship as a sophomore. Also ran track and was a regional qualifier, participating in sprints and high jump.

3

**JARED
PERRY**

WIDE RECEIVER

DATE OF BIRTH 8-27-1988

HEIGHT 6-1

WEIGHT 180

EXPERIENCE 1 Year

COLLEGE Missouri

HOMETOWN LaMarque, TX



70
**MARCUS
PITTMAN**
DEFENSIVE LINEMAN

DATE OF BIRTH 5-10-1986
HEIGHT 6-5
WEIGHT 290
EXPERIENCE 3 Years
COLLEGE Troy
HOMETOWN Broadway, NC

ARENA FOOTBALL EXPERIENCE

Pittman is entering his fifth season in Arena Football, and his fourth with the AFL and the Rattlers. In 2012, Pittman played in 17 regular season games and collected 28 tackles (24 solo), 10.5 for loss, 8.5 sacks, six pass breakups, two forced fumbles, one blocked kick and one safety. His sack total tied the single-season record that he set in 2011.

In 2011, Pittman started in all 18 regular-season games. The defensive lineman collected 27.5 tackles, 8.5 sacks, one interception, five pass breakups, one fumble recovery and two forced fumbles. Pittman's sack total is the most in Rattlers single-season history.

He played six games for the Rattlers in 2010, notching his first tackle for a loss in Utah's backfield on May 28. He also logged a pass breakup against Bossier-Shreveport.

In 2009, he played 10 games for the Bossier-Shreveport Battlewings (formerly af2), logged 25 tackles, seven sacks, two pass breakups and two forced fumbles. He led the Battlewings to the Conference Semi-Finals.

OTHER PROFESSIONAL EXPERIENCE

Attended training camp with the New Orleans Saints in 2008. Also was a member of the Kansas City Chiefs.

COLLEGE

Played nose tackle for the Troy Trojans in 2006 and 2007. Was part of teams that won the Sunbelt Conference title both seasons and won the 2006 New Orleans Bowl. Finished his collegiate career with 42 tackles, four sacks and an interception. Also attended Garden City Community College.

HIGH SCHOOL/PERSONAL

During the offseason, teaches at the same high school he attended, Western Harnett High in Lillington, North Carolina.



ARENA FOOTBALL EXPERIENCE

Poots begins his second season in the Arena Football League and his first with the Rattlers. Poots spent 2012 with the Utah Blaze where he recorded 108 catches for 1,167 yards and 30 touchdowns in 11 games. He was second in the AFL in receptions per game (9.8) and first among AFL rookies in scoring average per game (17.6).

OTHER PROFESSIONAL EXPERIENCE

In 2011, Poots signed as an undrafted free agent with the Dallas Cowboys before being released during final cuts.

COLLEGE

Poots finished his career at Southern Utah University seventh all-time in the Football Championship Subdivision in receiving yards per game (99.4), ninth in receptions (282) and receiving touchdowns (43). His senior year Poots recorded 85 catches for 1,230 yards and 11 TDs, ranking fourth in the nation in receptions and yards per game.

As a junior, Poots earned Fabulous-50 recognition from College Sporting News and was honored as a second-team all-American by The Sports Network. Poots was also named the 2010 NCAA Division I Football Championship Subdivision Elite Wide Receiver by College Football Performance Awards.

HIGH SCHOOL/PERSONAL

Poots was a two-time all-state selection at wide receiver as well as a second-team selection at linebacker his senior season at Coronado HS. He was named Las Vegas City MVP following the 2005 season and also was a two-time all-conference selection on both sides of the ball. During his high school career, Poots totaled 2,041 receiving yards, 270 tackles, 19 sacks eight interceptions and broke up 17 passes. Also lettered in basketball, earning a McDonalds' all-American nomination, all-conference honors twice and all-state honors his senior season.

12

**TYSSON
POOTS**

WIDE RECEIVER

DATE OF BIRTH 1-12-1988

HEIGHT 6-2

WEIGHT 220

EXPERIENCE 1 Year

COLLEGE Southern Utah

HOMETOWN Las Vegas, NV



ARENA FOOTBALL EXPERIENCE

Purify begins his third season in the AFL, his second with the Rattlers. In 2011, Purify recorded 154 receptions for 2,351 yards and 63 touchdowns, earning him First-Team All-Arena honors. His 47 regular season touchdowns tied the Rattlers' single season record set by Rod Windsor in 2010.

In 2011, the wide receiver earned Rookie of the Year honors with the Georgia Force, snaring 130 catches for 1,653 yards and 46 touchdowns. In 16 games, Purify averaged 103.3 receiving yards per game and his touchdowns (46) were an AFL fourth best.

OTHER PROFESSIONAL EXPERIENCE

Purify signed with the Cincinnati Bengals in 2008, spending two seasons on the practice squad, collecting seven receptions for 71 yards in preseason games. He signed with the Omaha Nighthawks of the United Football League in 2011.

COLLEGE

Purify played collegiately at Nebraska where he earned Second Team All-Big 12 honors (2007) after a senior season 57 catches for 814 yards and nine touchdowns. In two years as a Cornhusker, Purify posted a career stat line of 91 catches for 1,444 yards and 16 touchdowns.

Prior to his time at Nebraska, Purify played junior college ball at San Francisco City College (2004-2005) where he grabbed 92 catches for 1,762 yards and 30 touchdowns.

2

**MAURICE
PURIFY**

WIDE RECEIVER

DATE OF BIRTH 1-17-1986

HEIGHT 6-3

WEIGHT 220

EXPERIENCE 2 Years

COLLEGE Nebraska

HOMETOWN Eureka, CA



ARENA FOOTBALL EXPERIENCE

Kerry Reed is entering his third season in Arena Football and with the Arizona Rattlers. In 2012, Reed recorded 184 catches for 2,276 yards and 47 touchdowns. He was second on the team in all three categories.

Reed started in eight games at wide receiver during the regular-season and all three playoff games for the Rattlers in 2011. Reed collected 47 catches for 480 yards and 12 touchdowns during the regular season seeing his best performance in a 68-34 win over the Pittsburgh Power, where he caught seven passes for 47 yards and four touchdowns.

In the playoffs, Reed's most notable performance came in a 62-33 victory over the Spokane Shock in the Quarterfinal, where he caught six passes for 80 yards and two scores. Reed collected 17 catches for 197 yards and four touchdowns in the playoffs.

OTHER PROFESSIONAL EXPERIENCE

Signed with the Miami Dolphins as an undrafted free-agent in 2007. Joined the Baltimore Ravens in 2008. Joined the BC Lions of the Canadian Football League late in 2009, participated in the team's 2010 training camp and later signed with the team.

COLLEGE

A J.C. Grid Wire Honorable Mention All-American at Coffeyville Community College, racking up nearly 1,200 yards and 13 touchdowns as a receiver in his two seasons at Coffeyville. Transferred to Michigan State in 2005, catching 31 passes for 438 yards and five TDs. As a senior in 2006, Reed earned Honorable Mention All-Big Ten, catching 64 passes for 775 yards and five TDs.

HIGH SCHOOL/PERSONAL

Honorable Mention All-Dade County selection as a senior at South Dade High School in Homestead, FL.

15

KERRY REED

WIDE RECEIVER

DATE OF BIRTH 10-24-1984

HEIGHT 6-2

WEIGHT 210

EXPERIENCE 2 Years

COLLEGE Michigan State

HOMETOWN Miami, FL



ARENA FOOTBALL EXPERIENCE

Windsor is entering his third season in the Arena Football League. 2010 Arena Football League Rookie of the Year wide receiver Rod Windsor on a two year contract. Windsor broke eight rookie records during the 2010 season, both with the Rattlers and in the league. After just one season he found himself sixth in all-time receptions and seventh in receiving yards in the Rattlers record books.

In his first season in the AFL Windsor posted 193 receptions for 2,372 yards and 47 touchdowns, all three of which were rookie records with both the AFL and the Rattlers. Windsor led the league in receptions per game (12.1), receiving yards per game (148.3), total scoring (328 points), total receptions (193) and receiving yards (2,372). Twice he totaled over 200 receiving yards in a single game and averaged 12.3 yards per reception.

In 2009, Windsor spent the season playing under Guy with the Rio Grande Valley Dorados (af2), where he was named the league's Offensive Player of the Year and Rookie of the Year after catching 184 passes for 2,364 yards and 59 TDs.

OTHER PROFESSIONAL EXPERIENCE

In 2011, Windsor played in 16 games and tallied 156 receptions for 1,830 yards and 36 touchdowns, before being picked up by the Cleveland Browns.

COLLEGE

Windsor led Western New Mexico in both passing (1,361) and rushing (886) yards his junior season. He also recorded a 118.61 passer rating before converting to the wide receiver position his senior season. The season he caught 81 passes for 1,118 yards and six touchdowns.

1

ROD WINDSOR

WIDE RECEIVER

DATE OF BIRTH 4-24-1985

HEIGHT 6-2

WEIGHT 220

EXPERIENCE 2 Years

COLLEGE Western New Mexico

HOMETOWN Bessemer, AL



2012 SEASON IN REVIEW

OVERALL INDIVIDUAL STATISTICS



RUSHING	GP	ATT	GAIN	LOSS	NET	AVG	TD	LONG	AVG/G
ARMSTRONG, Odie	15	66	220	6	214	3.2	16	16	14.3
REED, Kerry	17	15	75	1	74	4.9	3	12	4.4
DAVILA, Nick	18	30	52	7	45	1.5	7	18	2.5
HARVEY, Trandon	10	4	16	0	16	4.0	0	8	1.6
FOX, Glen	10	2	12	0	12	6.0	0	8	1.2
GEATHERS, Jason	5	2	2	1	1	0.5	1	2	0.2
MANNING, Bret	1	3	1	0	1	0.3	1	1	1.0
MURRIETTA, Jason	13	1	0	0	0	0.0	0	0	0.0
BOOKER, John	14	2	2	5	-3	-1.5	1	2	-0.2
Total	18	125	380	20	360	2.9	29	18	20.0
Opponents	18	120	266	24	242	2.0	26	12	13.4

PASSING	GP	RATING	CMP-ATT-INT	PCT	YDS	TD	LONG	AVG/G
DAVILA, Nick	18	124.58	391-589-16	66.4	5500	113	45	305.6
MURRIETTA, Jason	13	98.67	12-22-1	54.5	161	5	33	12.4
TEAM	12	39.58	0-0-0	0.0	-45	0	0	-3.8
Total	18	123.34	403-611-17	66.0	5616	118	45	312.0
Opponents	18	96.25	440-739-29	59.5	5281	92	46	293.4

RECEIVING	GP	NO.	YDS	AVG	TD	LONG	AVG/G
PURIFY, Maurice	15	126	1932	15.3	46	45	128.8
REED, Kerry	17	100	1380	13.8	27	42	81.2
FOX, Glen	10	47	622	13.2	12	36	62.2
HARVEY, Trandon	10	40	510	12.8	13	40	51.0
WHITE, Markee	8	30	425	14.2	8	36	53.1
GEATHERS, Jason	5	25	315	12.6	3	25	63.0
ARMSTRONG, Odie	15	10	100	10.0	1	14	6.7
THURMAN, Andrae	3	9	119	13.2	3	24	39.7
ROGERS, Sir Vin	15	5	129	25.8	2	45	8.6
CARTER, Chris	5	5	77	15.4	1	25	15.4
BOOKER, John	14	5	48	9.6	2	17	3.4
FLOYD, Marquis	18	1	4	4.0	0	4	0.2
Total	18	403	5661	14.0	118	45	314.5
Opponents	18	440	5441	12.4	92	46	302.3

OVERALL INDIVIDUAL STATISTICS



FG RETURNS

	NO.	YDS	AVG	TD	LONG
GRAY, Virgil	1	48	48.0	0	48
FLOYD, Marquis	1	0	0.0	0	0
Total	2	48	24.0	0	48
Opponents	0	0	0.0	0	0

INTERCEPTIONS

	NO.	YDS	AVG	TD	LONG
BROWN, Arkeith	10	214	21.4	2	56
GRAY, Virgil	6	50	8.3	0	37
FLOYD, Marquis	5	58	11.6	0	20
MCCULLOUGH, Kev	4	33	8.2	1	14
MERKERSON, Da'M	1	0	0.0	0	0
REED, Kerry	1	0	0.0	0	0
CALDWELL, Lance	1	0	0.0	0	0
GLASPER, Tyre	1	16	16.0	0	16
Total	29	371	12.8	3	56
Opponents	17	162	9.5	2	39

KICK RETURNS

	NO.	YDS	AVG	TD	LONG
HARVEY, Trandon	30	579	19.3	2	57
GRAY, Virgil	25	514	20.6	1	55
REED, Kerry	16	242	15.1	0	33
THURMAN, Andrae	8	137	17.1	0	32
TEAM	5	0	0.0	0	0
FOX, Glen	3	15	5.0	0	11
BROWN, Arkeith	2	23	11.5	0	13
WHITE, Markee	1	4	4.0	1	4
CARTER, Chris	1	8	8.0	0	8
PURIFY, Maurice	1	9	9.0	1	9
GLASPER, Tyre	1	8	8.0	1	8
Total	93	1539	16.5	6	57
Opponents	109	1861	17.1	3	56

OVERALL INDIVIDUAL STATISTICS



FUMBLE RETURNS	NO.	YDS	AVG	TD	LONG
PITTMAN, Marcus	1	11	11.0	1	11
CALDWELL, Lance	0	0	0.0	1	0
Total	1	11	11.0	2	11
Opponents	3	53	17.7	2	49

SCORING	TD	PATs				PASS	2PT	SAF	POINTS
		FGS	KICK	RUSH	RCV				
PURIFY, Maurice	47	0-0	0-0	0-0	0	0-0	0	0	282
REED, Kerry	30	0-0	0-0	0-0	1	0-0	0	0	182
GOULD, Chris	0	9-10	124-138	0-0	0	0-0	0	0	151
ARMSTRONG, Odie	17	0-0	0-0	3-3	0	0-0	0	1	110
HARVEY, Trandon	15	0-0	0-0	0-0	0	0-0	0	0	90
FOX, Glen	12	0-0	0-0	0-0	0	0-0	0	0	72
WHITE, Markee	9	0-0	0-0	0-0	0	0-0	0	0	54
DAVILA, Nick	7	0-0	0-0	0-0	0	1-4	0	0	42
GEATHERS, Jason	4	0-0	0-0	0-0	0	0-0	0	0	24
BOOKER, John	3	0-0	0-0	0-0	0	0-0	0	0	18
THURMAN, Andrae	3	0-0	0-0	0-0	0	0-	0	0	18
ROGERS, Sir Vin	2	0-0	0-0	0-0	0	0-0	0	0	12
BROWN, Arkeith	2	0-0	0-0	0-0	0	0-0	0	0	12
PITTMAN, Marcus	1	0-0	0-0	0-0	0	0-0	0	1	8
RANTANAMORN, Cr	0	0-0	7-9	0-0	0	0-0	0	0	7
CARTER, Chris	1	0-0	0-0	0-0	0	0-0	0	0	6
MCCULLOUGH, Kev	1	0-0	0-0	0-0	0	0-0	0	0	6
GLASPER, Tyre	1	0-0	0-0	0-0	0	0-0	0	0	6
CALDWELL, Lance	1	0-0	0-0	0-0	0	0-0	0	0	6
GRAY, Virgil	1	0-0	0-0	0-0	0	0-0	0	0	6
MANNING, Bret	1	0-0	0-0	0-0	0	0-0	0	0	6
MURRIETTA, Jason	0	0-0	0-1	0-0	0	0-3	0	0	0
Total	158	9-10	131-148	3-3	1	1-7	0	2	1118
Opponents	125	7-16	95-112	1-4	4	4-7	0	2	880

OVERALL INDIVIDUAL STATISTICS



TOTAL OFFENSE	G	PLAYS	RUSH	PASS	TOTAL	AVG/G
DAVILA, Nick	18	619	45	5500	5545	308.1
ARMSTRONG, Odie	15	66	214	0	214	14.3
MURRIETTA, Jason	13	23	0	161	161	12.4
REED, Kerry	17	15	74	0	74	4.4
HARVEY, Trandon	10	4	16	0	16	1.6
FOX, Glen	10	2	12	0	12	1.2
GEATHERS, Jason	5	2	1	0	1	0.2
MANNING, Bret	1	3	1	0	1	1.0
BOOKER, John	14	2	-3	0	-3	-0.2
TEAM	12	0	0	-45	-45	-3.8
Total	18	736	360	5616	5976	332.0
Opponents	18	859	242	5281	5523	306.8

FIELD GOALS	FGM-FGA	PCT	01-19	20-29	30-39	40-49	50-59	LG	BLK
GOULD, Chris	9-10	90.0	5-5	4-4	0-1	0-0	0-0	27	0

KICKOFFS	NO.	YDS	AVG	TB	OB	RETN	NET	YDLN
GOULD, Chris	153	8477	55.4	56	3			
RANTANAMORN, Cr	10	563	56.3	0	0			
DAVILA, Nick	2	114	57.0	1	0			
Total	165	9154	55.5	57	3	1861	42.5	7
Opponents	124	6768	54.6	31	7	1539	40.9	9

2-POINT DK PATS: None.

4-POINT DK FGS: None.

OVERALL INDIVIDUAL STATISTICS



ALL PURPOSE	G	RUSH	REC	FG	KOR	IR	TOTAL	AVG/G
PURIFY, Maurice	15	0	1932	0	9	0	1941	129.4
REED, Kerry	17	74	1380	0	242	0	1696	99.8
HARVEY, Trandon	10	16	510	0	579	0	1105	110.5
FOX, Glen	10	12	622	0	15	0	649	64.9
GRAY, Virgil	15	0	0	48	514	50	612	40.8
WHITE, Markee	8	0	425	0	4	0	429	53.6
GEATHERS, Jason	5	1	315	0	0	0	316	63.2
ARMSTRONG, Odie	15	214	100	0	0	0	314	20.9
THURMAN, Andrae	3	0	119	0	137	0	256	85.3
BROWN, Arkeith	15	0	0	0	23	214	237	15.8
ROGERS, Sir Vin	15	0	129	0	0	0	129	8.6
CARTER, Chris	5	0	77	0	8	0	85	17.0
FLOYD, Marquis	18	0	4	0	0	58	62	3.4
BOOKER, John	14	-3	48	0	0	0	45	3.2
DAVILA, Nick	18	45	0	0	0	0	45	2.5
MCCULLOUGH, Kev	14	0	0	0	0	33	33	2.4
GLASPER, Tyre	17	0	0	0	8	16	24	1.4
MANNING, Bret	1	1	0	0	0	0	1	1.0
Total	18	360	5661	48	1539	371	7979	443.3
Opponents	18	242	5441	0	1861	162	7706	428.1

OVERALL DEFENSIVE STATISTICS



DEFENSIVE LEADERS	GP	SOLO	AST	TOTAL	TFL/YDS	NO-YDS	INT-YDS	BRUP	QBH	RVCY-YDS	FF	KICK	SAF
19 FLOYD, Marquis	18	75	21	85.5	.	.	5-58	15	.	2-0	1	.	.
11 BROWN, Arkeith	15	68	31	83.5	1.0-1	.	10-214	21
4 GRAY, Virgil	15	70	22	81.0	2.0-3	.	6-50	22
20 MCCULLOUGH, Kev	14	38	23	49.5	.	.	4-33	4	.	1-0	.	.	.
21 MCLEAN, Dwight	8	29	20	39.0	0.5-1	.	.	5	.	1-0	1	.	.
94 GLASPER, Tyre	17	29	17	37.5	5.0-31	4.0-26	1-16	.	3	3-0	3	.	.
70 PITTMAN, Marcus	17	24	8	28.0	10.5-46	8.5-43	.	6	4	1-11	2	1	1
7 CALDWELL, Lance	8	19	16	27.0	1.0-4	.	1-0	1	.	2-0	1	.	.
77 HAWTHORNE, Antt	17	18	9	22.5	9.0-41	5.5-32	.	2	5
6 DUKES, Cliff	13	16	9	20.5	8.0-45	6.0-41	.	4	4	1-0	1	.	.
2 PURIFY, Maurice	15	16	7	19.5	1	.	.
21 ANDERSON, Brand	6	12	5	14.5	.	.	.	2
18 FOX, Glen	10	10	2	11.0	1-0	.	.	.
15 REED, Kerry	17	8	5	10.5	.	.	1-0
29 MERKERSON, Da'M	2	8	2	9.0	.	.	1-0	1
56 JONES, Ron	8	6	5	8.5	2.0-9	1.5-9	.	2	2	1-0	.	.	.
32 ARMSTRONG, Odie	15	5	6	8.0	1
8 WHITE, Markee	8	3	2	4.0
5 CARTER, Chris	5	2	3	3.5
54 BOOKER, John	14	2	3	3.5	0.5-1
24 WHITEHURST, Kyl	1	2	2	3.0
91 DILLON, Antron	3	2	2	3.0	0.5-7	0.5-7
45 FLETCHER, Jabar	2	2	2	3.0
74 ROGERS, Sir Vin	15	3	.	3.0
9 GOULD, Chris	17	2	2	3.0
3 GEATHERS, Jason	5	1	.	1.0
37 KIRTON, Johnie	2	1	.	1.0
23 HARVEY, Trandon	10	1	.	1.0
81 THURMAN, Andrae	3	.	1	0.5
TEAM	12	1-0	.	.	.
Total	18	472	225	584.5	40-189	29-160	29-371	85	18	14-11	10	1	2
Opponents	18	401	170	486.0	18-60	9-45	17-162	45	6	13-53	12	3	2

GAME 1: MARCH 10, 2012, AT SAN JOSE SABERCATS



ARI 70
SJS 71

ARIZONA FACES DIVISION RIVAL SAN JOSE IN SEASON OPENER

SAN JOSE, CA—It promised to be a very exciting match-up between division rivals ARIZONA RATTLEERS and SAN JOSE SABERCATS and it was!

The Arizona Rattlers traveled to San Jose Saturday, March 10th, for the Season Opener against Division Rivals, the San Jose SaberCats.

SCORES BY QUARTER

	1	2	3	4	OT	SCORE
ARI	14	20	21	9	6	70
SJS	0	28	14	22	7	71

Arizona took the lead early with a 14-0 first quarter, and continued to lead until within the last 3 minutes of the game, when DB DODD-MASTERS of San Jose caught a bobbled ball which led to a touchdown. Then on the kickoff, a misskick only went 9 yards and the Rattlers got the ball on the 9 yard line...and tied the game with 33 seconds left. In the last 2 seconds, a field goal attempt by San Jose was no good and sent the game in to overtime, at 64-64.

In overtime, San Jose had possession first and San Jose QB MARK GRIEB connected with WR JIM ROE for a touchdown. Arizona QB NICK DAVILA quickly connected with WR TRANDON HARVEY for a touchdown, but was unable to convert the extra point...SAN JOSE SABERCATS win 71-70.

During the game, QB DAVILA completed 29 of 40 passes for 369 yards and 6 touchdowns with 1 interception. He found receivers all over the field, including 11 passes to the Rattlers new acquisition WR MAURICE PURIFY (2011 AFL Rookie of the Year) for 155 yards and 3 touchdowns. Davila also connected with WR TRANDON HARVEY twice and WR KERRY REED, for touchdowns.

It wasn't just the wide receivers scoring either...LB ODIE ARMSTRONG ran in two touchdowns QB DAVILA ran one in, and in the last seconds of the third quarter, DB VIRGIL GRAY ran back a kick return 55 yards for a touchdown.

San Jose SaberCats QB MARK GRIEB completed 34 of 59 for 432 yards and 9 touchdowns, connecting with WR BEN NELSON and WR JAMES ROE three times, and WR SAMORA GOODSON, WR HUEY WHITTAKER, and FB TOMMY TAGGART once each.

Don't miss the next action packed game, when the Arizona Rattlers return to Phoenix to face the Milwaukee Mustangs in their Home Opener on March 17 at 7 pm at US Airways Center.

GAME 1: MARCH 10, 2012, AT SAN JOSE SABERCATS



STADIUM

HP Pavilion

ATTENDANCE

13,733

KICKOFF TIME

7:39

END OF GAME

10:37

TOTAL ELAPSED TIME

2:58

REFEREE

Hoculi, S.

UMPIRE

Granado, A.

LINESMAN

Leffie, K.

LINE JUDGE

Valenti, T.

BACK JUDGE

Ray, K.

SIDE JUDGE

Aaronia, M.

SCORER

Harwood, D.

SCORING SUMMARY

- 1ST** 11:02 ARI PURIFY, Maurice 4 yd pass from DAVILA, Nick (GOULD, Chris kick) 7 plays, 45 yards, TOP 3:59 7 - 0
03:09 ARI DAVILA, Nick 1 yd run (GOULD, Chris kick) 7 plays, 46 yards, TOP 3:40 14 - 0
- 2ND** 14:00 SJS ROE, James 4 yd pass from GRIEB, Mark (HARFMAN, Jacob kick) 6 plays, 45 yards, TOP 3:38 14 - 7
11:15 ARI REED, Kerry 40 yd pass from DAVILA, Nick (GOULD, Chris kick failed) 3 plays, 49 yards, TOP 2:07 20 - 7
08:25 SJS GOODSON, Samora 22 yd pass from GRIEB, Mark (HARFMAN, Jacob kick) 4 plays, 40 yards, TOP 2:17 20 - 14
05:17 ARI HARVEY, Trandon 12 yd pass from DAVILA, Nick (GOULD, Chris kick) 4 plays, 42 yards, TOP 2:27 27 - 14
00:59 SJS TAGGART, Tommy 2 yd pass from GRIEB, Mark (HARFMAN, Jacob kick) 7 plays, 34 yards, TOP 3:36 27 - 21
00:34 ARI ARMSTRONG, Odie 6 yd run (GOULD, Chris kick) 3 plays, 15 yards, TOP 0:25 34 - 21
00:13 SJS TAGGART, Tommy 2 yd run (HARFMAN, Jacob kick) 2 plays, 3 yards, TOP 0:21 34 - 28
- 3RD** 11:37 ARI PURIFY, Maurice 3 yd pass from DAVILA, Nick (GOULD, Chris kick) 4 plays, 45 yards, TOP 2:07 41 - 28
07:37 SJS NELSON, Ben 24 yd pass from GRIEB, Mark (HARFMAN, Jacob kick) 6 plays, 37 yards, TOP 3:23 41 - 35
05:45 ARI PURIFY, Maurice 29 yd pass from DAVILA, Nick (GOULD, Chris kick) 2 plays, 40 yards, TOP 1:14 48 - 35
00:58 SJS NELSON, Ben 3 yd pass from GRIEB, Mark (HARFMAN, Jacob kick) 7 plays, 38 yards, TOP 4:10 48 - 42
00:11 ARI GRAY, Virgil 55 yd kickoff return (GOULD, Chris kick) 55 - 42
- 4TH** 11:54 SJS NELSON, Ben 38 yd pass from GRIEB, Mark (HILL, Vince rush) 4 plays, 33 yards, TOP 3:06 55 - 50
07:39 ARI ARMSTRONG, Odie 4 yd run (GOULD, Chris kick blockd) 5 plays, 45 yards, TOP 3:29 61 - 50
05:01 SJS WHITTAKER, Huey 14 yd pass from GRIEB, Mark (HARFMAN, Jacob kick) 3 plays, 31 yards, TOP 1:54 61 - 57
00:53 SJS ROE, James 9 yd pass from GRIEB, Mark (HARFMAN, Jacob kick) 5 plays, 12 yards, TOP 1:54 61 - 64
00:33 ARI GOULD, Chris 24 yd field goal 4 plays, 1 yard, TOP 0:20 64 - 64
- OT** 10:17 SJS ROE, James 7 yd pass from GRIEB, Mark (HARFMAN, Jacob kick) 8 plays, 45 yards, TOP 4:43 64 - 71
07:46 ARI HARVEY, Trandon 11 yd pass from DAVILA, Nick (DAVILA, Nick pass failed) 3 plays, 32 yards, TOP 2:43 70 - 71

	ARI	SJS
FIRST DOWNS	29	26
NET YARDS RUSHING	17	0
NET YARDS PASSING	369	432
Completions-Attempts-Int	29-40-1	34-59-0
TOTAL OFFENSE YARDS	386	432
Fumbles: Number-Lost	0-0	2-1
Penalties: Number-Yards	6-41	6-50
KICKOFFS-YARDS	12-650	9-496
Kickoff returns		
Number-Yds-TD	5-102-1	11-215-0
Interceptions		
Number-Yds-TD	0-0-0	1-0-0
Fumble Returns		
Number-Yds-TD	0-0-0	0-0-0
Possession Time	29:09	38:53
Third-Down Conversions	4 of 5	5 of 9
Fourth-Down Conversions	0 of 0	3 of 4
Red-Zone Scores-Chances	6-6	6-8
Sacks By: Number-Yards	0-0	0-0

RUSHING: (ARI) Armstrong, 6-16; Davila, 1-1 (SJS) Dodd-Masters, 1-1; Taggart, 4-2

PASSING: (ARI) Davila, 29-40-1-6 (SJS) Grieb, 34-59-0-432

RECEIVING: (ARI) Purify, 11-155; Harvey 9-87, Reed, 8-116, Armstrong 1-11 (SJS) Roe, 10-100; Whittaker, 8-94; Goodson, 7-76; Nelson, 6-116; Lewis, 2-44; Taggart, 1-2

INTERCEPTIONS: (ARI) - None (SJS) - Dodd-Masters 1-0

FUMBLES: None

SACKS (UA-A): None

TACKLES (UA-A): (ARI) - Floyd, 9; Gray, 4; McCullough 4; McLean, 2 (SJS) - Jones, 8; Hill, 5; Dodd-Masters, 5; Brinkley, 3

GAME 2: MARCH 17, 2012, VS. MILWAUKEE MUSTANGS



MKE 65
ARI 71

SCORES BY QUARTER

	1	2	3	4	SCORE
MKE	13	26	6	23	65
ARI	14	21	13	23	71

RATTLERS WIN HOME OPENER ON ST. PATTY'S DAY

PHOENIX, AZ—The ARIZONA RATTLERS home opener against the MILWAUKEE MUSTANGS was everything one expected and more. QB NICK DAVILA (25 of 36, 342 Yds, 9 TD) once again lit up the scoreboard, and showcased why the Rattlers are the defending National Conference Champions.

The first quarter started out slow, and the quarter came to an end with a score of 14-13 Rattlers. FB ODIE ARMSTRONG (2 Rush, 8 Yds, 1 TD) scored first for the Rattlers on a one-yard run, then WR MAURICE PURIFY (9 Rec, 120 Yds, 4 TD) followed with a twenty-one yard reception from DAVILA. Each team scored on their respective possessions, but the biggest story of the night evolved right after the Mustangs first touchdown. DL MARCUS PITTMAN (3 Tackles, 1 Blocked PAT) would spell doom for the Mustangs special teams unit. He blocked newly acquired, Mustang K LINDSEY WOLFE's PAT, and this would end up being a consistent woe for the Mustangs new kicker.

The second quarter is when things started to take off. DAVILA threw three touchdowns in the quarter, all to different receivers; Rattlers WR GLEN FOX (7 Rec, 115 Yds, 2 TD) for twenty-nine yards, another to WR ANDRAE THURMAN (3 Rec, 53 Yds, 1 TD) for twenty-four yards, and lastly to WR MAURICE PURIFY for nine yards. The Mustangs scored four times in the second quarter, but once again they could not convert their point after attempts. Two missed kicks, one failed two-point conversion, but they did convert one two point conversion, bringing the score to 39-35 Mustangs at the half.

RATTLERS QB DAVILA starts it up again in the third quarter hitting FOX for a six yard pass, putting the Rattlers up 42-39. LB KEVIN McCULLOUGH then intercepts Mustangs QB GINO GUIDUGLI (28 of 38, 364 Yds, 5 TD, 1 Int), which leads to another touchdown pass to PURIFY, from DAVILA. The Rattlers took a chance on the following kickoff by attempting an onside kick, but failed to recover due to an illegal touch. The Mustangs scored after that, but again failed to convert on the two-point conversion. This quarter did not end well for the Rattlers because Purify fumbled giving the Mustangs a chance to score. The third quarter ended with a score of 48-45 Rattlers.

The start of the fourth quarter began with a Mustangs touchdown, but once again it was followed by a missed PAT. DAVILA responded by throwing a strike to WR KERRY REED (5 Rec, 46 Yds, 2 TD) for a six yard touchdown. The Mustangs answer back, but once again fail to convert the PAT, and tried an onside kick on the ensuing kickoff. The ball was illegally touched, and that call was challenged by the Mustangs, but the play stood. Rattlers ball, and another touchdown from DAVILA to REED, bringing the score to 57-63 Rattlers with 3:09 left in the fourth. The Mustangs answered back, and then things got interesting with the score at 65-63 Mustangs, at 0:27 left on the clock. Once again the game was in DAVILA's hands and he came through in the clutch by hitting his favorite target of the night, MAURICE PURIFY, for a one yard pass that featured an amazing grab as well. That catch gave the Rattlers the lead and the win, 71-65.

To top off his night NICK DAVILA passed KURT WARNER on the AFL All-Time Passing List, moving from 30 to 28.

The OFFENSIVE PLAYER of the game was MAURICE PURIFY, DEFENSIVE PLAYER of the game was DA'MON MERKERSON, and the IRONMAN was VIRGIL GRAY. The Rattlers have a Bye week next week, then travel to Kansas City to take on the Command on Thursday 3/29/12.

GAME 2: MARCH 17, 2012, VS. MILWAUKEE MUSTANGS



STADIUM

US Airways Center

ATTENDANCE

7,557

KICKOFF TIME

7:05

END OF GAME

9:56

TOTAL ELAPSED TIME

2:51

REFEREE

Smith, L.

UMPIRE

Colosimo, R.

LINESMAN

Warner, A.

LINE JUDGE

Goering, C.

BACK JUDGE

Johnson, J.

SIDE JUDGE

Fagan, J.

SCORER

Heck, S.

SCORING SUMMARY

1ST 12:08 MKE TOW-ARNETT, Jeff 4 yd run (WOLFE, Lindsey kick blocked) 5 plays, 33 yards, TOP 2:52 6 - 0
 10:37 ARI ARMSTRONG, Odie 1 yd run (GOULD, Chris kick) 2 plays, 30 yards, TOP 0:52 6 - 7
 04:47 MKE TOW-ARNETT, Jeff 7 yd pass from GUIDUGLI, Gino (WOLFE, Lindsey kick) 7 plays, 38 yards, TOP 5:07 13 - 7
 01:04 ARI PURIFY, Maurice 21 yd pass from DAVILA, Nick (GOULD, Chris kick) 5 plays, 30 yards, TOP 3:33 13 - 14

2ND 14:53 MKE JENKINS, Jared 31 yd pass from GUIDUGLI, Gino (WOLFE, Lindsey kick failed) 1 play, 31 yards, TOP 0:29 19 - 14
 13:15 ARI FOX, Glen 29 yd pass from DAVILA, Nick (GOULD, Chris kick) 2 plays, 45 yards, TOP 1:01 19 - 21
 09:45 MKE KEGG, A.J. 21 yd pass from GUIDUGLI, Gino (GUIDUGLI, Gino pass failed) 5 plays, 37 yards, TOP 2:45 25 - 21
 06:33 ARI THURMAN, Andrae 24 yd pass from DAVILA, Nick (GOULD, Chris kick) 4 plays, 45 yards, TOP 2:22 25 - 28
 03:24 MKE WILSON, Jonathan 14 yd pass from GUIDUGLI, Gino (WOLFE, Lindsey kick failed) 4 plays, 45 yards, TOP 2:55 31 - 28
 00:22 ARI PURIFY, Maurice 9 yd pass from DAVILA, Nick (GOULD, Chris kick) 6 plays, 47 yards, TOP 2:25 31 - 35
 00:00 MKE JENKINS, Jared 11 yd pass from GUIDUGLI, Gino (WILSON, Jonathan pass from GUIDUGLI, Gino) 3 plays, 23 yards, TOP 0:21 39 - 35

3RD 11:34 ARI FOX, Glen 6 yd pass from DAVILA, Nick (GOULD, Chris kick) 5 plays, 29 yards, TOP 3:26 39 - 42
 06:01 ARI PURIFY, Maurice 31 yd pass from DAVILA, Nick (GOULD, Chris kick failed) 2 plays, 45 yards, TOP 0:00 39 - 48
 02:50 MKE LAWRENCE, Justi 2 yd run (TOW-ARNETT, Jef rush failed) 3 plays, 8 yards, TOP 2:28 45 - 48

4TH 14:56 MKE GUIDUGLI, Gino 1 yd run (WOLFE, Lindsey kick failed) 3 plays, 11 yards, TOP 1:05 51 - 48
 09:14 ARI REED, Kerry 6 yd pass from DAVILA, Nick (GOULD, Chris kick) 6 plays, 34 yards, TOP 5:25 51 - 55
 05:14 MKE TOW-ARNETT, Jef 1 yd run (GUIDUGLI, Gino rush failed) 6 plays, 45 yards, TOP 3:40 57 - 55
 03:09 ARI REED, Kerry 8 yd pass from DAVILA, Nick (ARMSTRONG, Odie rush) 2 plays, 8 yards, TOP 1:12 57 - 63
 00:27 MKE TOW-ARNETT, Jef 1 yd run (TADISCH, Adam pass from GUIDUGLI, Gino) 7 plays, 43 yards, TOP 2:00 65 - 63
 00:04 ARI PURIFY, Maurice 1 yd pass from DAVILA, Nick (REED, Kerry from DAVILA, Nick) 4 plays, 40 yards, TOP 0:23 65 - 71

	MKE	ARI
FIRST DOWNS	28	26
NET YARDS RUSHING	26	8
NET YARDS PASSING	358	340
Completions-Attempts-Int	28-38-1	25-36-0
TOTAL OFFENSE YARDS	384	348
Fumbles: Number-Lost	0-0	1-1
Penalties: Number-Yards	9-62	9-57
KICKOFFS-YARDS	9-495	10-539
Kickoff returns		
Number-Yds-TD	7-105-0	6-130-0
Interceptions		
Number-Yds-TD	0-0-0	1-0-0
Fumble Returns		
Number-Yds-TD	0-0-0	0-0-0
Possession Time	33:37	26:23
Third-Down Conversions	1 of 2	2 of 3
Fourth-Down Conversions	of 1	1 of 1
Red-Zone Scores-Chances	7-8	6-6
Sacks By: Number-Yards	1-2	1-6

RUSHING: (MKE)-Tow-Arnett, 7-11; Wilson, 1-9; Guidugli, 2-4; Lawrence, 1-2 (ARI)-Armstrong, 2-8.

PASSING: (MKE)-Guidugli, 28-38-1-364 (ARI)-Davila, 25-36-0-342

RECEIVING: (MKE)-Jenkins, 13-211; Wilson, 5-65; Kegg, 5-35; Everett, 3-27; Tow-Arnett, 2-26. (ARI)-Purify, 9-120; Fox, 7-115; Reed, 5-46; Thurman, 3-53; Armstrong, 1-8.

INTERCEPTIONS: (ARI)-Merkerson, 1

FUMBLES: (ARI)-Purify, 1

SACKS (UA-A): (MKE)-Lefall, 1 (ARI)-Hawthorne, 1

TACKLES (UA-A): (MKE)-Mcfoy, 5; Hannah, 5; Burks, 3; Love, 2 (ARI)-Gray, 7; Floyd, 6; McCullough, 3; Merkerson, 4

GAME 3: MARCH 29, 2012, AT KANSAS CITY COMMAND



ARI 56
KC 38

RATTLERS ROLL TO SECOND WIN IN A ROW

KANSAS CITY, MO—The Arizona Rattlers raise their record to 2-1 after a convincing win over the Kansas City Command Thursday night at Sprint Center. The Rattlers got a precision performance from QB NICK DAVILA who threw for seven touchdowns and nearly 300 yards on the night, earning Russell Athletic Offensive Player of the Game honors.

SCORES BY QUARTER

	1	2	3	4	SCORE
ARI	14	16	13	13	56
KC	7	14	7	0	38

Kansas City opened the first quarter with a five-play, 42-yard drive that ended with a one-yard quarterback sneak by Nate Davis. But the lead would be short-lived, as Davila, the 2011 AFL MVP, responded with a six-yard touchdown strike to knot the game up at seven on the ensuing possession.

RUSSELL ATHLETIC OFFENSIVE PLAYER

Nick Davila (AZ)

Arizona was able to grab the team's first lead on their next offensive possession. Taking over after a missed field goal by Command kicker Gary Cismesia, the Rattlers converted a 16-yard run by fullback ODIE ARMSTRONG into six more points, taking a 14-7 lead after a made PAT by kicker CHRIS GOULD. The Command began the second quarter in the red zone and scored on a 2 yard rush on the quarter's first play from scrimmage, tying the game at 14. Kansas City would score again in less than a minute to retake the lead. KC's Rashad Barksdale recovered the ensuing kickoff after a hard bounce off the net iron, setting up Davis' second rushing touchdown of the night putting the Command ahead 21-14. However, the Rattlers defense stepped up and made adjustments and the Rattlers scored the game's next 29 points to open up a 22-point margin. MAURICE PURIFY started the run with an 18-yard touchdown reception to cap a three-play drive that tied the game at 21.

NATIONAL GUARD MVP

Maurice Purify (AZ)

Momentum was once again on Arizona's side after an interception of Davis by Rattlers defensive back Virgil Gray, but defensive end Tommy Chavis kept the Command in the game by stripping Davila and recovering the fumble. KC could not take advantage as the drive stalled when Cismesia missed his second field goal of the night.

RIDDELL DEFENSIVE PLAYER

Marquis Floyd (AZ)

Davila and the Rattlers scored quick, capping a four-play, 49-yard drive with a touchdown strike to receiver KERRY REED. Following a botched hold on the PAT, Arizona's lead was 27-21 with 1:27 left in the half. Arizona had a chance to put some more distance on the scoreboard with two seconds left after another missed KC field goal, but the Command defense kept them out of the end zone. The Rattlers would have to settle for a 21-yard field goal by Gould, giving Arizona a halftime lead of 30-21.

JLS IRONMAN

Virgil Gray (AZ)

The Rattlers opened the third quarter with a quick strike, tacking on six more points with a 20- yard TD throw to Purify, last season's Rookie of the Year. The Rattlers were able to get a stop on fourth down and Arizona converted a fourth and goal with a four-yard touchdown pass to receiver GLEN FOX, increasing the Rattlers' lead to 43-21.

CUTTERS CATCH OF THE GAME

Syvelle Newton
Kansas City (TD catch :43
3rd quarter)

Kansas City finally got back on the board to begin the fourth quarter by finding receiver Syvelle Newton in the back of the end zone for a four-yard touchdown. The score cut Arizona's lead to 43-28 to close out the third quarter.

SPALDING HIGHLIGHT OF THE GAME

30 yard touchdown, Davila
to Reed 14:18 4th quarter

Arizona stopped any chance of a rally, scoring back-to-back touchdowns to extend the lead to 56-28 with 7:29 left in the game. Neither team scored down the stretch as the Command had two more drives end on failed fourth downs. Kansas City missed three field goals and had three turnovers on downs for the game.

Davila finished the night 21 of 29 passing for 297 yards, seven touchdowns and no interceptions. Purify had seven catches for 113 yards and three touchdowns, including a brilliant grab for a score in the fourth quarter, to earn National Guard MVP honors in the game.

GAME 3: MARCH 29, 2012, AT KANSAS CITY COMMAND



STADIUM

Sprint Center

ATTENDANCE

2,833

KICKOFF TIME

7:35

END OF GAME

9:58

TOTAL ELAPSED TIME

2:23

REFEREE

McCabe, T.

UMPIRE

Carr, J.

LINESMAN

Brouner, N.

LINE JUDGE

Bennett, M.

BACK JUDGE

Berry, R.

SIDE JUDGE

Brunet, B.

SCORER

Boswell, E.

SCORING SUMMARY

- 1ST** 11:54 KCY DAVIS, Nate 1 yd run (CISMESIA, Gary kick) 5 plays, 42 yards, TOP 3:06 0 - 7
 08:10 ARI BOOKER, John 6 yd pass from DAVILA, Nick (GOULD, Chris kick) 6 plays, 38 yards, TOP 3:18 7 - 7
 04:15 ARI ARMSTRONG, Odie 16 yd run (GOULD, Chris kick) 2 plays, 30 yards, TOP 0:40 14 - 7
- 2ND** 14:57 KCY BRYANT, Lee 2 yd run (CISMESIA, Gary kick) 6 plays, 45 yards, TOP 4:18 14 - 14
 13:44 KCY DAVIS, Nate 3 yd run (CISMESIA, Gary kick) 1 play, 3 yards, TOP 0:31 14 - 21
 10:53 ARI PURIFY, Maurice 18 yd pass from DAVILA, Nick (GOULD, Chris kick) 3 plays, 36 yards, TOP 2:09 21 - 21
 01:27 ARI REED, Kerry 22 yd pass from DAVILA, Nick (MURRIETTA, Jason pass failed) 4 plays, 49 yards, TOP 2:04 27 - 21
 00:00 ARI GOULD, Chris 21 yd field goal 4 plays, 39 yards, TOP 0:37 30 - 21
- 3RD** 13:47 ARI PURIFY, Maurice 20 yd pass from DAVILA, Nick (GOULD, Chris kick) 2 plays, 20 yards, TOP 1:13 37 - 21
 04:30 ARI FOX, Glen 4 yd pass from DAVILA, Nick (MURRIETTA, Jason kick failed) 7 plays, 47 yards, TOP 4:08 43 - 21
 00:43 KCY NEWTON, Syvelle 4 yd pass from DAVIS, Nate (CISMESIA, Gary kick) 3 plays, 45 yards, TOP 2:50 43 - 28
- 4TH** 14:18 ARI REED, Kerry 30 yd pass from DAVILA, Nick (DAVILA, Nick pass failed) 2 plays, 32 yards, TOP 0:48 49 - 28
 08:08 ARI PURIFY, Maurice 5 yd pass from DAVILA, Nick (GOULD, Chris kick) 4 plays, 13 yards, TOP 2:40 56 - 28

	ARI	KC
FIRST DOWNS	18	16
NET YARDS RUSHING	26	18
NET YARDS PASSING	301	184
Completions-Attempts-Int	22-32-0	16-34-1
TOTAL OFFENSE YARDS	327	202
Fumbles: Number-Lost	2-2	0-0
Penalties: Number-Yards	6-44	5-34
KICKOFFS-YARDS	8-452	5-263
Kickoff returns		
Number-Yds-TD	4-90-0	4-70-0
Interceptions		
Number-Yds-TD	1-37-0	0-0-0
Fumble Returns		
Number-Yds-TD	0-0-0	0-0-0
Possession Time	26:21	33:39
Third-Down Conversions	1 of 4	0 of 7
Fourth-Down Conversions	2 of 2	1 of 4
Red-Zone Scores-Chances	4-5	4-6
Sacks By: Number-Yards	1-0	1-8

RUSHING: (ARI)-Armstrong, 6-26. (KCY)-BRYANT, 5-7; DAVIS, 5-5; GILL, 1-3; GACHETTE, 1-3

PASSING: (ARI)-Davila, 21-29-0-297; Murrieta, 1-3-0-12; Team, 0-0-0-minus 8 (KCY)-Davis, 14-29-1-173; Gachette, 2-5-0-11

RECEIVING: (ARI)-Purify, 7-113; Reed, 5-82; Fox, 5-76; Harvey, 4-32; Booker, 1-6 (KCY)-Gill, 6-73; Smith, 5-63; Newton, 5-48

INTERCEPTIONS: (ARI)-Gray, 1-37

FUMBLES: (ARI)-Davila, 1-1

SACKS (UA-A): (ARI)-Glasper, 0-1; Pittman, 0-1. (KCY)-Chavis, 1-0.

TACKLES (UA-A): (ARI)-Floyd, 7-1; Mclean, 6-0; Gray, 4-0; Caldwell, 3-1; Pittman, 3-1; Glasper, 1-1; Purify, 1-0; Hawthorne, 1-0; Rogers, 1-0; Reed, 1-0;

GAME 4: APRIL 6, 2012, VS. SPOKANE SHOCK



SPO 53
ARI 57

SCORES BY QUARTER

	1	2	3	4	SCORE
SPO	15	17	14	7	53
ARI	13	7	23	14	57

RATTLERS SHOCK SPOKANE

PHOENIX, AZ—This game had a little of everything. There were fumbles, interceptions, safeties, blocked kicks, as well as a dramatic last minute drive for the win in the rattlers 57-53 win over the Spokane Shock. The Rattlers started out like they were playing a scrimmage. They were in the plays, but their heart didn't seem to be in it. "We didn't come out ready to play mentally and I ripped their (expletive) early," said Coach Kevin Guy, he went on to say "Mentally, we were going through the motions. I could tell in warm-ups and it carried over to the first quarter when we got ourselves in a hole. We'll look it over on tape. We'll make adjustments and get it cleaned up."

In the first half for the Shock, newly acquired Kyle Rowley was having his way with the Rattlers defense, using quick drops and short passes to march down the field and score early. On the other side, NICK DAVILA, the league's most efficient passer was having a rough start getting sacked for a safety and throwing two picks (twice his season total to this point,) but Coach Guy felt Davila's interceptions may have been more a function of the receivers running wrong routes than Nick making bad passes. Then to top off the bad news, DB and run back specialist VIRGIL GRAY was knocked out of the game with an ankle injury at the end of the first quarter. This was really bad news to an already banged up defense that has 2011 leading sack master CLIFF DUKES as well as KEVIN MCCULLOUGH, and DA'MON MERKERSON sidelined with injuries. The Rattlers went into the locker room at half time down 32-20, their worst halftime deficit in recent history.

Coach Guy and his team righted the ship with adjustments and came out firing right out of the gate in the second half. Davila hit MAURICE PURIFY for a huge 45 yard gain and the drive was capped off with a 2 yard TD run by ODIE ARMSTRONG. The Rattlers quickly cut the halftime deficit and even went ahead until another interception was run back for a touchdown by Spokane.

The defense, for the second week in a row, made huge adjustments and started to put pressure on Rowley. Coach Guy was happy with how the defensive played especially with ANTTAJ HAWTHORNE really stepping up in the second half to hold Spokane to only 21 points. In contrast to the first half, Rowley threw two picks and fumbled twice in the second half in response to the Rattlers resurgent defense. The Rattlers coaching staff had to make some defensive changes because of injuries and the Rattlers also lost defensive lineman and long-snapper JABARI FLETCHER, who was ejected in the second half. They moved ARKEITH BROWN, just back from IR, to Gray's spot on safety and he was able to deny some big pass attempts.

Wide receiver GLEN FOX stepped into the jack linebacker role and came up with a game changing fumble recovery that started the winning drive. The Spokane was driving down the field and had the ball inside the Rattlers 5 yard line with less than a minute and a half to play. If the Shock scores, the game would most likely be out of reach for the Rattlers. The defense turned up the heat once again and made Rowley cough up the ball at the Rattlers 5 yard line with 1:21 left on the clock. With Coach Guy's masterful clock management skills and Davila's cool composure, confidence was high with the Rattlers and everyone in the US Airways arena was on their feet for the entire final drive. Davila sliced the Shock defense apart with precision passes and capped the 45 yard winning drive rifling a ball into the hands of a waiting KERRY REED in the end zone with only 5 seconds left on the clock. After a 17 yard run back by Spokane, Rowley was left with two seconds and one desperation attempt at the end zone, but MARQUIS FLOYD ended that dream with a leaping interception, his second of the game, to seal the win.

Coach Guy after the game "You come together as a team," Guy said. "It's a learning process. This isn't like last year (when the team was basically injury free for the most part). We're working on chemistry. We're playing with nagging injuries."

Linebacker TYRE GLASPER said the players have been good at responding to adversity. "When the bell rings, you've got to answer the bell," he said. "That's what we did. Everybody had to step up." He went on to say "We were down but we didn't get down on ourselves, we had guys moving around, new guys put in there, and everybody pulled through. Glen had a key fumble recovery. He did a great job." Next week the team travels to Iowa to take on the Barnstormers on Saturday April 14 at the Wells Fargo Arena in Des Moines.

GAME 4: APRIL 6, 2012, VS. SPOKANE SHOCK



STADIUM

US Airways Center

ATTENDANCE

6,897

KICKOFF TIME

7:04

END OF GAME

9:46

TOTAL ELAPSED TIME

2:42

REFEREE

Cutaia, D.

UMPIRE

Granado, A.

LINESMAN

Leffle, K.

LINE JUDGE

Valentine, T.

BACK JUDGE

Wadlow, P.

SIDE JUDGE

Warner, A.

SCORER

Heck, S.

SCORING SUMMARY

1ST 10:12 ARI DAVILA, Nick 9 yd run (GOULD, Chris kick) 7 plays, 46 yards, TOP 4:48 0 - 7
07:37 SPO KING, Micah 2 yd run (SPENCER, Kenny kick) 3 plays, 45 yards, TOP 1:52 7 - 7
06:25 SPO GEATHERS, Jeremy safety 9 - 7
01:40 SPO KING, Micah 1 yd run 7 plays, 47 yards, TOP 4:45 15 - 7
00:32 ARI PURIFY, Maurice 41 yd pass from DAVILA, Nick (GOULD, Chris kick blockd) 1 play, 41 yards, TOP 0:34 15 - 13

2ND 10:24 SPO ROWLEY, Kyle 4 yd run (SPENCER, Kenny kick) 7 plays, 39 yards, TOP 4:36 22 - 13
06:54 ARI REED, Kerry 1 yd run (GOULD, Chris kick) 5 plays, 45 yards, TOP 2:59 22 - 20
00:56 SPO BLACK, Steven 2 yd pass from ROWLEY, Kyle (SPENCER, Kenny kick) 9 plays, 45 yards, TOP 5:15 29 - 20
00:00 SPO SPENCER, Kenny 25 yd field goal 4 plays, 20 yards, TOP 0:19 32 - 20

3RD 09:25 ARI PURIFY, Maurice 29 yd pass from DAVILA, Nick (ARMSTRONG, Odie rush) 1 play, 29 yards, TOP 0:13 32 - 28
08:29 ARI ARMSTRONG, Odie safety 32 - 30
05:37 ARI THURMAN, Andrae 17 yd pass from DAVILA, Nick (GOULD, Chris kick failed) 4 plays, 48 yards, TOP 2:52 32 - 36
02:38 SPO THOMPSON, Bran 22 yd pass from ROWLEY, Kyle (SPENCER, Kenny kick) 3 plays, 45 yards, TOP 2:21 39 - 36
01:03 SPO MOORE, Terence 10 yd interception return (SPENCER, Kenny kick) 46 - 36
00:27 ARI PURIFY, Maurice 45 yd pass from DAVILA, Nick (GOULD, Chris kick) 1 play, 45 yards, TOP 0:35 46 - 43

4TH 08:26 SPO TENNELL, Adron 1 yd pass from ROWLEY, Kyle (SPENCER, Kenny kick) 9 plays, 26 yards, TOP 4:53 53 - 43
04:19 ARI ARMSTRONG, Odie 2 yd run (GOULD, Chris kick) 6 plays, 44 yards, TOP 3:36 53 - 50
00:05 ARI REED, Kerry 6 yd pass from DAVILA, Nick (GOULD)

	SPO	ARI
FIRST DOWNS	27	20
NET YARDS RUSHING	18	16
NET YARDS PASSING	271	315
Completions-Attempts-Int	26-40-2	20-33-3
TOTAL OFFENSE YARDS	289	331
Fumbles: Number-Lost	2-2	0-0
Penalties: Number-Yards	4-27	9-56
KICKOFFS-YARDS	8-399	10-499
Kickoff returns		
Number-Yds-TD	6-59-0	5-61-0
Interceptions		
Number-Yds-TD	3-32-1	2-20-0
Fumble Returns		
Number-Yds-TD	0-0-0	0-0-0
Possession Time	34:56	25:04
Third-Down Conversions	6 of 9	3 of 5
Fourth-Down Conversions	2 of 2	0 of 0
Red-Zone Scores-Chances	5-7	4-5
Sacks By: Number-Yards	1-5	1-0

RUSHING: (SPO)-Rowley, 8-16; King, 5-2; Thompkins, 1-0 (ARI)-Davila, 1-9; Armstrong, 4-6; Reed, 1-1

PASSING: (SPO)-Rowley, 26-40-2-271(ARI)-Davila, 20-33-3-320; Team, 0-0-0-minus 5

RECEIVING: (SPO)-Ore, 10-116; Tennell, 9-90; Thompkins, 5-61; Black, 2-4 (ARI)-Purify, 10-205; Reed, 6-64; Thurman, 2-32; Armstrong, 2-19

INTERCEPTIONS: (SPO)-Moore, 2-32; Stoudamire, 1-0 (ARI)-Floyd, 1-20; Reed, 1-0

FUMBLES: (SPO)-Rowley, 2-2

SACKS (UA-A): (SPO)-Geathers, 1-0

TACKLES (UA-A): (SPO)- Stoudamire, 4-3; Sanders, 3-2; Moore, 1-6; Collis, 3-1; King, 2-1; Nierman, 2-0; Bell, 1-1; Rowley, 1-0; Holmes, 1-0; Thompkins, 1-0; Geathers, 1-0; Stephens, 0-1; Black, 0-1; (ARI)-Fox, 8-2; Brown, 5-1; Floyd, 4-3; Mclean, 4-2; Pittman, 3-1; Armstrong, 2-1; Glasper, 2-1; Jones, 1-3; Reed, 1-1; Purify, 1-0; Gray, 0-2; Hawthorne, 0-2; Thurman, 0-1

GAME 5: APRIL 14, 2012, AT IOWA BARNSTORMERS



ARI 54
IOW 56

SCORES BY QUARTER

	1	2	3	4	SCORE
ARI	14	20	6	14	54
IOW	13	21	13	9	56

RATTLERS STORM THE BARN UNDER TORNADO WARNINGS

DES MOINES, IA—Iowa fans packed Wells Fargo arena early, weathering the storms outside to create a thunderous environment inside. To start the game the Barnstormers Jason Simpson fumbled the opening kickoff and Arizona recovered in the end zone to take a quick 6 nothing lead which went to 7 nothing after the CHRIS GOULD extra point. The Barnstormers answered with an 8-play drive that was capped with a touchdown from Raterink to Schmidt. Coming into this week's game NICK DAVILA lead the AFL with 1,328 passing yards and added 37 in the first quarter of this contest. The Rattlers leading offensive weapon MAURICE PURIFY already had 3 catches for all 37 yards and 1 TD. The Barnstormers JJ Raterink started the game 6 for 9 with 1 TD. His two main targets in the opening quarter were Schmidt and Mathews. Schmidt had 3 catches for 25 yards and a TD, while Mathews had 2 catches for 38 yards.

The Rattlers and Barnstormers traded touchdowns to open the second quarter. Things would change on the following possession when Davila was intercepted by the Iowa defense. Then in the blink of an eye, the power goes out on fourth down, and the stands are cleared. After a short 20-minute delay, it was game on. Iowa attempts a pass as soon as the lights come on, and it is ruled down by contact, so Coach Guy lets the challenge flag fly. The call is overturned, and the Rattlers took over at their own 15. A few plays later FB ODIE ARMSTRONG catches a pass from Davila putting the Rattlers up 28-20. The Barnstormers respond with another touchdown, leaving :49 second on the clock, which is just enough time for each team to put another touchdown, bringing the score at halftime to 34-34.

That Rattlers started out with the ball in the second half, and it didn't take them long to pick up where they left off. Davila hit KERRY REED for a 15-yard pass, and quickly brought the score to 40-34 Arizona. Raterink and the Barnstormers would not go quietly, as they answered back with another touchdown pass to Schmidt, making that 5 TD's on the night for him. That touchdown would tie up the score at 40. The Rattlers tried to put together a drive following Schmidt's touchdown, but turned the ball over on downs, giving the ball back to the Barnstormers on their own 12-yard line. Before the quarter ends, Raterink would hit his favorite target of the night, Schmidt, making it now 6 touchdowns on the night for him. The quarter came to an end with a score of 47-40, Iowa.

Davila would not let the previous drive hold him back in the fourth quarter. The Rattlers responded with a touchdown from Davila to Reed, tying up the score once again at 47. The Barnstormers would answer back once again, but this time it was not Schmidt, it was Raterink finding Chris Matthews in the end zone, putting Iowa up once again, 53-47. The Rattlers would continue to fight back, but an unnecessary roughness penalty and an interception on the same drive would put a damper on things. The Rattlers defense would need to make a stop, and they did, 3 times on the goal line, but on 4th and 7, Camey and the Barnstormers would line up for a 23 yard field goal, putting Iowa up with :57.9 seconds left in the game. The Rattlers would continue to fight, answering right back with a touchdown to bring the score to 56-54, Iowa. It is down to the wire once again, with the Rattlers lining up for an onside kick to try and win the game with 30 seconds left on the clock. Gould kicks it, but Iowa's Chris Matthews grabs it and puts it over the wall, giving the Barnstormers a first and ten on the 14-yard line. With the ball in hand Iowa would run out the clock with three straight rushes from Filer up the middle.

In a game that was plagued by penalties and power outages the Rattlers leave the barn with a loss 56 to 54.

GAME 5: APRIL 14, 2012, AT IOWA BARNSTORMERS



STADIUM

Wells Fargo ARena

ATTENDANCE

7,921

KICKOFF TIME

7:05

END OF GAME

10:31

TOTAL ELAPSED TIME

3:26

REFEREE

Cannella, T.

UMPIRE

Ferking, P.

LINESMAN

Kukar, M.

LINE JUDGE

McGowan, T.

BACK JUDGE

Orrico, L.

SIDE JUDGE

Griffith, C.

SCORER

Geelan, B.

SCORING SUMMARY

1ST 14:50 ARI CALDWELL, Lance 0 yd fumble recovery (GOULD, Chris kick) 7 - 0
 09:59 IOW SCHMIDT, Jesse 14 yd pass from RATERINK, J.J. (CAMAY, Craig kick) 7 plays, 37 yards, TOP 3:46 7 - 7
 05:48 ARI PURIFY, Maurice 2 yd pass from DAVILA, Nick (GOULD, Chris kick) 5 plays, 36 yards, TOP 2:54 14 - 7
 02:19 IOW FILER, Rodney 4 yd run (CAMAY, Craig kick failed) 5 plays, 45 yards, TOP 2:40 14 - 13

2ND 12:38 ARI THURMAN, Andrae 13 yd pass from DAVILA, Nick (GOULD, Chris kick) 6 plays, 34 yards, TOP 3:37 21 - 13
 10:02 IOW SCHMIDT, Jesse 25 yd pass from RATERINK, J.J. (CAMAY, Craig kick) 3 plays, 38 yards, TOP 1:47 21 - 20
 05:08 ARI ARMSTRONG, Odie 6 yd pass from DAVILA, Nick (GOULD, Chris kick) 3 plays, 35 yards, TOP 1:29 28 - 20
 00:50 IOW SCHMIDT, Jesse 3 yd pass from RATERINK, J.J. (CAMAY, Craig kick) 6 plays, 24 yards, TOP 3:22 28 - 27
 00:36 ARI PURIFY, Maurice 1 yd pass from DAVILA, Nick (GOULD, Chris kick failed) 3 plays, 4 yards, TOP 0:11 34 - 27
 00:00 IOW SCHMIDT, Jesse 2 yd pass from RATERINK, J.J. (CAMAY, Craig kick) 4 plays, 28 yards, TOP 0:31 34 - 34

3RD 12:11 ARI REED, Kerry 15 yd pass from DAVILA, Nick (GOULD, Chris kick failed) 4 plays, 45 yards, TOP 2:36 40 - 34
 08:41 IOW SCHMIDT, Jesse 3 yd pass from RATERINK, J.J. (CAMAY, Craig kick failed) 5 plays, 34 yards, TOP 3:20 40 - 40
 02:48 IOW SCHMIDT, Jesse 38 yd pass from RATERINK, J.J. (CAMAY, Craig kick) 2 plays, 38 yards, TOP 1:09 40 - 47

4TH 12:59 ARI PURIFY, Maurice 6 yd pass from DAVILA, Nick (GOULD, Chris kick) 7 plays, 44 yards, TOP 3:53 47 - 47
 07:09 IOW MATTHEWS, Chris 6 yd pass from RATERINK, J.J. (CAMAY, Craig kick failed) 9 plays, 46 yards, TOP 5:38 47 - 53
 00:58 IOW CAMAY, Craig 23 yd field goal 4 plays, 4 yards, TOP 2:02 47 - 56
 00:30 ARI PURIFY, Maurice 4 yd pass from DAVILA, Nick (GOULD, Chris kick) 4 plays, 46 yards, TOP 0:20 54 - 56

	ARI	IOW
FIRST DOWNS	22	23
NET YARDS RUSHING	6	21
NET YARDS PASSING	333	252
Completions-Attempts-Int	26-38-2	23-34-0
TOTAL OFFENSE YARDS	339	273
Fumbles: Number-Lost	1-1	2-2
Penalties: Number-Yards	13-103	6-82
KICKOFFS-YARDS	8-456	8-460
Kickoff returns		
Number-Yds-TD	9-125-0	7-141-0
Interceptions		
Number-Yds-TD	0-0-0	2-51-0
Fumble Returns		
Number-Yds-TD	0-0-1	0-0-0
Possession Time	27:30	32:30
Third-Down Conversions	6 of 9	2 of 5
Fourth-Down Conversions	1 of 2	2 of 2
Red-Zone Scores-Chances	5-6	6-7
Sacks By: Number-Yards	1-4	1-4

RUSHING: (ARI)-Armstrong, 4-4; Davila, 4-2 (IOW)-Filer, 11-19; Raterink, 2-2.

PASSING: (ARI)-Davila, 26-38-2-337; Team, 0-0-0-minus 4 (IOW)-Raterink, 23-33-0-256; Team, 0-1-1-minus 4

RECEIVING: (ARI)-Purify, 12-150; Reed, 5-71; Thurman, 4-34; Fox, 3-62; Armstrong, 2-20 (IOW)-Schmidt, 11-129; Matthews, 6-82; Thomas, 5-36; Filer, 1-9

INTERCEPTIONS: (IOW)-Pegues, 1-28; Mcglenn, 1-23.

FUMBLES: (ARI)-Team 1-1(IOW)-Peterson, 1-1; Matthew, 1-1

SACKS (UA-A): (ARI)-Pittman, 0-1; Jones, 0-1 (IOW)-Gnat, 1-0

TACKLES (UA-A): (ARI)-Brown, 5-5; Glasper, 6-1; Caldwell, 3-6; Floyd, 3-0; Fletcher, 2-2; Mclean, 1-3; Jones, 1-2; Booker, 1-1; Gould, 1-1; Hawthorne, 0-2; Pittman, 0-1; Purify, 0-1; Armstrong, 0-1 (IOW)-Mcglenn, 6-5; Pegues, 4-2; Mohring, 3-3; Patterson, 2-5; Simpson, 3-2; Gnat, 2-0; Bedford, 2-0; Thompson, 2-0; Mincey, 1-0; Matthews, 1-0; Camay, 1-0

GAME 6: APRIL 22, 2012, VS. SAN ANTONIO TALONS



SAT 34
ARI 68

SHOWDOWN AT THE SNAKE PIT

PHOENIX—NICK DAVILA vs. Aaron Garcia, Round 2! This game featured the starting Quarterbacks from 2011 Arena Bowl, which was played in this very building, US Airways Center, back in August. Davila brought in the Arizona Rattlers league leading passing offense into a showdown against the league's number four passing defense of the San Antonio Talons. The fireworks went off with 6,835 people in attendance, and it was game on.

SCORES BY QUARTER

	1	2	3	4	SCORE
SAT	0	7	7	20	34
ARI	13	13	14	28	68

Davila came out slinging it. Going 2-for-5 on the opening drive, hitting league leading WR MAURICE PURIFY both times for a total of 45 yards and a TD. The same could not be said for Garcia. He went 2-for-5, for a total of 12 yards, but that drive was plagued by a few miscues, and ended with an interception by Rattlers DB ARKEITH BROWN. Rattlers took over on their own 3-yard line, and it was only a matter of time until DAVILA lit up the scoreboard up once again. He hit WR KERRY REED for an 11 yard TD, with under 2 minutes left in the first. The quarter would come to an end with the Rattlers up 13-0.

GARCIA and the Talons would attempt to answer back in the second quarter, but failed to do so on their first possession. Rattlers DB BROWN had a huge 3rd down pass deflection, and Garcia over threw it on 4th down, the Rattlers would take over at their own 14. Once again it was only a matter of time until Davila found Reed again in the end zone for a 19-yard strike. With just under eight minutes left in the 2nd quarter, Garcia would finally put the Talons on the board, by hitting WR Robert Quiroga for 12-yard TD. The ensuing Rattlers drive would knock about 5 minutes off the clock, and end with another TD from Davila to Purify, bringing the score to 26-7. The Rattlers defense would again force a turnover, LB TYRE GLASPER would get the Sack and Fumble recovery, and the Rattlers would take over at the Talons 9-yard line. Davila would try to make it 5 TD's in the first half, but instead threw an interception with 2 seconds left. The score would remain 26-7 going into halftime.

The Talons would start the 3rd quarter from their own 8-yard line, and quickly try to put some points on the board. Garcia would find WR Derrick Lee for his 2nd TD of the afternoon. The Rattlers would quickly answer back; FB ODIE ARMSTRONG would put in the end zone from 1-yard out. The Rattlers Defense would play lights out on the next drive. On 4th down, Glasper would force a fumble, and DL MARCUS PITTMAN would pick it up and run it in for a TD, bringing the score to 40-14. The Talons would get the ball back, but the Rattlers defense wouldn't allow anything, forcing them to turn it over own downs to end the 3rd.

The Rattlers would start on the Talons side of the field to begin the 4th quarter, and a few plays later Armstrong would rumble in from 12 yards out for his 2nd TD of the night. Rattlers K CHRIS GOULD would bounce one off the net, and DB Dwight McClean would recover at the Talons 6-yard line. QB JASON MURRIETTA would fill in for Davila and toss his first two TD's of the season to Reed and Purify. Garcia would add three more of his own as well, but it is too little to late. Purify would also return an onside kick for a TD.

Davila would end his aerial assault early, going 14-for-26, 203 yards, 4 TD's and 1 Int, in just three quarter. Garcia and the Talons would come out on the losing end of this match, thanks to the Rattlers defense and special teams forcing turnovers and scoring TD's. League leading receiver Purify would add to his numbers, hauling in 9 receptions for 132 yards and 3 TD's. Reed also had 6 receptions for 65 yards, and 3 TD's. Davila and the Arizona Rattlers came to play today. The Showdown in the Snake Pit was everything Rattlers fans wanted and needed! The Rattlers will take their show on the road next week when they face the Georgia Force.

GAME 6: APRIL 22, 2012, VS. SAN ANTONIO TALONS



STADIUM

US Airways Center

ATTENDANCE

6,835

KICKOFF TIME

3:04

END OF GAME

5:23

TOTAL ELAPSED TIME

2:19

REFEREE

Hochuli, S.

UMPIRE

Campbell, S.

LINESMAN

Richards, M.

LINE JUDGE

Wharrie, J.

BACK JUDGE

Robinson, M.

SIDE JUDGE

Reynard, C.

SCORER

Heck, S.

SCORING SUMMARY

1ST 11:10 ARI PURIFY, Maurice 34 yd pass from DAVILA, Nick (GOULD, Chris kick) 6 plays, 46 yards, TOP 3:50 0 - 7
02:12 ARI REED, Kerry 11 yd pass from DAVILA, Nick (GOULD, Chris kick failed) 7 plays, 47 yards, TOP 4:47 0 - 13

2ND 10:25 ARI REED, Kerry 19 yd pass from DAVILA, Nick (MURRIETTA, Jason pass failed) 3 plays, 36 yards, TOP 1:27 0 - 19
08:21 SAT TOLER, Burl 12 yd pass from GARCIA, Aaron (DEMOS, Marc kick) 2 plays, 38 yards, TOP 1:13 7 - 19
03:26 ARI PURIFY, Maurice 28 yd pass from DAVILA, Nick (GOULD, Chris kick) 7 plays, 48 yards, TOP 4:26 7 - 26

3RD 13:16 SAT LEE, Derek 18 yd pass from GARCIA, Aaron (DEMOS, Marc kick) 3 plays, 42 yards, TOP 0:00 14 - 26
09:06 ARI ARMSTRONG, Odie 1 yd run (GOULD, Chris kick) 5 plays, 38 yards, TOP 3:40 14 - 33
03:51 ARI PITTMAN, Marcus 11 yd fumble recovery (GOULD, Chris kick) 14 - 40

4TH 13:36 ARI ARMSTRONG, Odie 12 yd run (GOULD, Chris kick) 2 plays, 21 yards, TOP 2:17 14 - 47
11:56 ARI REED, Kerry 6 yd pass from MURRIETTA, Jason (GOULD, Chris kick) 2 plays, 6 yards, TOP 0:47 14 - 54
08:42 SAT QUIROGA, Robert 33 yd pass from GARCIA, Aaron (DEMOS, Marc kick) 4 plays, 46 yards, TOP 2:21 21 - 54
05:32 ARI PURIFY, Maurice 5 yd pass from MURRIETTA, Jason (GOULD, Chris kick) 4 plays, 11 yards, TOP 2:28 21 - 61
03:38 SAT QUIROGA, Robert 8 yd pass from GARCIA, Aaron (DEMOS, Marc kick) 2 plays, 30 yards, TOP 1:04 28 - 61
03:00 ARI PURIFY, Maurice 9 yd kickoff return (GOULD, Chris kick) 28 - 68
00:00 SAT TOLER, Burl 2 yd pass from GARCIA, Aaron 6 plays, 45 yards, TOP 1:55 34 - 68

	SAT	ARI
FIRST DOWNS	23	16
NET YARDS RUSHING	1	24
NET YARDS PASSING	258	220
Completions-Attempts-Int	25-39-1	17-32-1
TOTAL OFFENSE YARDS	259	244
Fumbles: Number-Lost	3-3	0-0
Penalties: Number-Yards	7-33	7-60
KICKOFFS-YARDS	3-158	11-616
Kickoff returns		
Number-Yds-TD	5-52-0	4-35-1
Interceptions		
Number-Yds-TD	1-0-0	1-0-0
Fumble Returns		
Number-Yds-TD	0-0-0	1-11-1
Possession Time	26:14	33:46
Third-Down Conversions	0 of 5	4 of 8
Fourth-Down Conversions	1 of 5	3 of 3
Red-Zone Scores-Chances	2-2	3-4
Sacks By: Number-Yards	0-0	4-29

RUSHING: (SAT)-Cook,2-1 (ARI)-Armstrong, 5-19; Reed, 1-5; DAVILA, 1-0

PASSING: (SAT)-Garcia, 25-39-1-287; Team 0-0-0-minus29 (ARI)-Davila, 14-26-1-203; Murrieta, 3-6-0-17;

RECEIVING: (SAT)-Quiroga, 10-133; Lee, 5-73; Toler, 5-44; Holmes, 4-37; Cook, 1-0 (ARI)-Purify, 9-132; Reed, 6-65; Booker, 1-17; Carter, 1-6.

INTERCEPTIONS: (SAT)-Shaw, 1-0 (ARI)-Brown, 1-0

FUMBLES: (SAT)-Garcia, 2-2

SACKS (UA-A): (ARI)-Glasper, 3-0; Jones, 1-0

TACKLES (UA-A): (SAT)-Ransom, 5-3; Shaw, 4-1; Turner, 2-0; Crocker, 1-1; Fontenette, 0-3; Cook, 1-0; Quiroga, 1-0; Sheffield, 1-0; Brown, 0-2; Mauia, 0-1; (ARI)-Glasper, 7-0; Mclean, 5-4; Brown, 4-1; Floyd, 3-1; Caldwell, 2-2; Purify, 1-0; Jones, 1-0; Fox, 1-0; Kirton, 1-0; Hawthorne, 1-0; Carter, 0-2

GAME 7: APRIL 29, 2012, AT GEORGIA FORCE



ARI 54
GEO 56

SCORES BY QUARTER

	1	2	3	4	SCORE
ARI	14	20	6	14	54
GEO	13	21	13	9	56

A TRIP TO GEORGIA TURNED OUT JUST PEACHY FOR THE RATTLERS

DULUTH, GA—After a six and a half hour trip to Georgia the Rattlers came out ready to play from the opening possession of the game. The Rattlers received the opening kickoff and started their drive at the 5 yard line after the Martinez touchback. NICK DAVILA completed his first two passes to KERRY REED both for 15 yards each.

On the third play of the game Davila found GLEN FOX on the right side for the game's first touchdown at 13:31 in the first quarter. The Force took the field at the 5 yard line after another CHRIS GOULD touchback.

Georgia drove the field in 6 plays and tied the game with a pass from Kevin Eakin to Larry Shipp. After the KERRY REED kickoff return for 7 yards the Rattlers scored on their second play of the drive when Davila found a streaking MAURICE PURIFY down the left sideline as he was scrambling to his right for a 31 yard touchdown.

Gould missed the extra point to make the score 13-7 with 7:35 left in the opening period. On the ensuing possession the Rattlers had a ARKEITH BROWN interception taken away by a holding penalty which put Georgia on the Rattlers 7 yard line going in. The Rattlers defense got stingy and pushed the Force back to the 11 yard line and after three none productive plays the Force settled for a field goal making it 13-10, Arizona Rattlers still leading.

To start the second quarter the Rattlers turned the ball over on downs after MARKEE WHITE dropped a Davila pass. The Force got the ball on the Rattlers 11 yard line to start their next possession. After four plays and 1 offensive penalty the Force kicked another field goal to tie up the game on a 30 yarder by Martinez 13-13 with 11:52 in the game.

The Rattlers started at their own 4 yard line after an illegal block in the back on the kickoff return. On the third play Davila connected with Reed for a 40 yard completion. Two plays later Glen Fox found the endzone for the second time in the afternoon to make it 20-13 Rattlers. A fortuitous play by Lance Caldwell grabbing a loose ball off the wall and getting the turnover gave the Rattlers the ball at Georgia's 20 yard line. Two plays later the Rattlers found themselves at the Force's 3 yard line after Davila connected with White for a 17 yard pick up.

After unsuccessfully trying to run the ball on three straight downs Gould added a field goal to extend the Rattlers lead to 23-13 with 2:41 left in the first half. On the very first play of the next offensive series for the Force Ron Jones powered into the backfield for a sack and safety to give the Rattlers a 25-13 lead and possession of the ball. After the kickoff Coach Guy lead the offense down the field working the clock down to 11 seconds before Davila called his own number for a 1 yard touchdown run with 9 seconds left in the first half. After the Gould extra point the Rattlers found themselves going into the half with a 32 to 13 lead.

The triplets of Purify, Reed and Fox fueled an offensive output of 8 catches for 123 yards and 3 touchdowns in the first half. Nick Davila was 9 for 15 and 3 touchdowns in the opening half.

The workhorse for the Force has been Larry Shipp who has 6 catches for 47 yards and the sole touchdown for Georgia. The Force's quarterback Kevin Eakin was 12 for 20 for 110 yards and 1 touchdown. To start the second half Georgia received the opening kickoff and returned it to the 7 yard line. The Force drove down the field with a physical first drive that was aided by another defensive holding call on the Rattlers defense on a fourth down play which would have seen the Force turn the ball over. Instead three plays later Georgia scored a touchdown when Eakin's found #5 C.J. Johnson on the left side for a 4 yard touchdown completion.

With 8:26 left in the third quarter the score was Arizona 32, Georgia 20. Davila's pass deflected off Purify's hands and found its way right to #6 Tracy Belton for the interception. Three plays later Rattlers safety Brown jumped a route and picked off Eakin's pass giving Arizona the ball first and ten at their own 8 yard line. Davila was efficient moving the ball down the field hitting three different receivers as the Rattlers got down to the Force's 3 yard line. After two penalties on the Rattlers offense for illegal shifts the Rattlers were first and goal from the 11 yard line. Two plays later Davila finds team leading receiver Maurice Purify for the touchdown extending the Rattlers lead to 45 to 20 at the end of the third quarter. The Rattlers found themselves with a comfortable lead going into the fourth quarter and the defense dialed up the pressure with MARCUS PITTMAN, RON JONES AND ANTTAJ HAWTHORNE dialing up the heat down in hotlanta.

The Rattlers came to Georgia with a dominant attitude and played four quarters of passionate football to win this one 60 to 27. Davila ended the night early with 16 completions for 224 yards and 5 touchdowns. Rattler fans make sure you join us this coming Saturday May 5th at US Airways in Phoenix as we host divisional rivals the San Jose Sabercats, let's pack the snake pit!!!!!!

GAME 7: APRIL 29, 2012, AT GEORGIA FORCE



STADIUM

The Arena at Gwinnett Center

ATTENDANCE

7,921

KICKOFF TIME

7:05

END OF GAME

10:31

TOTAL ELAPSED TIME

3:26

REFEREE

Cannella, T.

UMPIRE

Frerking, P.

LINESMAN

Kukar

LINE JUDGE

McGowan, T.

BACK JUDGE

Orrico, L.

SIDE JUDGE

Griffith, C.

SCORER

Geelan, B.

SCORING SUMMARY

- 1ST** 13:39 ARI FOX, Glen 5 yd pass from DAVILA, Nick (GOULD, Chris kick) 3 plays, 45 yards, TOP 1:21 7 - 0
09:19 GEO SHIPP, Larry 4 yd pass from EAKIN, Kevin (MARTINEZ, Carlo kick) 6 plays, 45 yards, TOP 3:38 7 - 7
07:59 ARI PURIFY, Maurice 31 yd pass from DAVILA, Nick (GOULD, Chris kick failed) 1 play, 42 yards, TOP 0:40 13 - 7
01:53 GEO MARTINEZ, Carlo 26 yd field goal 8 plays, 29 yards, TOP 5:39 13 - 10
- 2ND** 11:52 GEO MARTINEZ, Carlo 30 yd field goal 4 plays, -4 yards, TOP 3:03 13 - 13
09:18 ARI FOX, Glen 9 yd pass from DAVILA, Nick (GOULD, Chris kick) 4 plays, 41 yards, TOP 2:31 20 - 13
02:41 ARI GOULD, Chris 16 yd field goal 6 plays, 19 yards, TOP 3:29 23 - 13
02:09 ARI PITTMAN, Marcus safety 25 - 13
00:09 ARI DAVILA, Nick 1 yd run (GOULD, Chris kick) 7 plays, 48 yards, TOP 1:51 32 - 13
- 3RD** 09:00 GEO JOHNSON, C.J. 4 yd pass from EAKIN, Kevin (MARTINEZ, Carlo kick) 9 plays, 43 yards, TOP 6:00 32 - 20
00:34 ARI PURIFY, Maurice 11 yd pass from DAVILA, Nick (GOULD, Chris kick) 6 plays, 42 yards, TOP 4:35 39 - 20
- 4TH** 11:27 ARI REED, Kerry 2 yd pass from DAVILA, Nick (GOULD, Chris kick) 2 plays, 10 yards, TOP 0:00 46 - 20
10:50 ARI WHITE, Markee 4 yd kickoff return (GOULD, Chris kick) 53 - 20
06:32 GEO JOHNSON, C.J. 14 yd pass from EAKIN, Kevin (MARTINEZ, Carlo kick) 6 plays, 45 yards, TOP 3:15 53 - 27
04:07 ARI FOX, Glen 4 yd pass from MURRIETTA, Jason (GOULD, Chris kick) 3 plays, 40 yards, TOP 1:51 60 - 27

	ARI	GEO
FIRST DOWNS	27	21
NET YARDS RUSHING	52	12
NET YARDS PASSING	264	218
Completions-Attempts-Int	19-28-1	24-45-2
TOTAL OFFENSE YARDS	316	230
Fumbles: Number-Lost	1-0	1-1
Penalties: Number-Yards	9-60	6-36
KICKOFFS-YARDS	9-505	7-386
Kickoff returns		
Number-Yds-TD	6-77-1	4-57-0
Interceptions		
Number-Yds-TD	2-11-0	1-0-0
Fumble Returns		
Number-Yds-TD	0-0-0	0-0-0
Possession Time	25:20	33:39
Third-Down Conversions	1 of 3	0 of 5
Fourth-Down Conversions	0 of 1	1 of 2
Red-Zone Scores-Chances	6-6	4-4
Sacks By: Number-Yards	1-5	0-0

RUSHING: (ARI)-Armstrong, 8-33; Reed, 2-18; Davila, 2-1(GEO)-Johnson, 1-9; Benson, 2-3

PASSING: (ARI)-Davila, 16-25-1-224; Murrieta, 3-3-0-40 (GEO)-Eakin, 24-44-2-223; Johnson, 0-1-0-0; Team, 0-0-0-minus 5

RECEIVING: (ARI)-Reed, 8-121; Fox, 6-59; Purify, 3-53; White, 2-31. (GEO)-Shipp, 10-89; Johnson, 7-80; Johnson, 4-36; Mcrae, B3-18

INTERCEPTIONS: (ARI)-Brown, 1-11; Caldwell, 1-0. (GEO)-Belton, 1-0.

FUMBLES: (ARI)-Caldwell, 1-0. (GEO)-Mcrae, 1-1

SACKS (UA-A): (ARI)-Pittman, 1-0.

TACKLES (UA-A): (ARI)-Brown, 6-0; Floyd, 6-0; Caldwell, 4-1; Mclean, 4-1; Purify, 2-1; Reed, 1-1; Jones, 1-0; Glasper, 1-0; Pittman, 1-0 (GEO)-Cola, 7-2; Belton, 7-0; Ellis, 3-2; Norman, 3-1; Mcdowell, 2-0; Benson, 1-0; Shipp, 1-0; Grier, 0-2; Burgess, 0-2; Cooke, 0-1; Johnson, 0-1; Mcrae, 0-1

GAME 8: MAY 5, 2012, VS. SAN JOSE SABERCATS



SJS 77
ARI 70

BATTLE FOR BEST IN THE WEST

SAN JOSE, CA—The intensity before the game was building as the field started to fill with the practicing players. The rivalry between the Arizona Rattlers (5-2) and the San Jose SaberCats (5-2) is huge. This game means a lot to the winner because it is a battle for the current number one spot in the National Conference West Division, and could even be the battle for the current number one sport in the entire National Conference in front of 9,280 passionate fans in attendance.

SCORES BY QUARTER

	1	2	3	4	SCORE
SJS	21	14	14	28	77
ARI	21	28	17	7	70

To open up the first quarter, both teams traded touchdowns, with each of their first possessions. Three plays into the next possession, NICK DAVILA threw a laser to KERRY REED for his second touchdown for the night, with 6:58 left in the first quarter, putting the Rattlers up 14-7. However, Mark Grieb and the SaberCats would answer back, but just as quickly, Davila would find MAURICE PURIFY for a 45 yard touchdown; his third touchdown pass of the first quarter. After a failed onside kick, the SaberCats would score again, and the first quarter would come to an end with a tie at 21.

The beginning of the second quarter, Davila passes to Purify resulting in another touchdown putting the Rattlers in the lead. The back and forth battle continues as Grieb passes to Edwards for a touchdown tying up the score at 28. But once again, the Rattlers would take the lead when Davila passes to Purify for another touchdown. Keeping this a close game, Grieb completed a pass to Goodson making the score even at 35. But that did not last long, with 58 seconds left, ODIE ARMSTRONG runs it in from a few yards out. The Rattlers would steal the next possession away by recovering an onside kick, and scoring a touchdown a few plays later. Going into halftime the score would be 49-35 Arizona.

The Rattlers would start the third quarter with a goal to maintain the lead. The SaberCat's QB Grieb passes to Edwards resulting in a touchdown closing up the score to 49-42. A 34 yard reception by Purify, resulted in a touchdown for the Rattlers, keeping them in the lead, 56-42. SaberCats WR Edwards would rush it in from one yard out for another TD, closing the game in the score, 56-49, with 3:03 left in the third quarter. Another touchdown was made by the Rattlers; Davila passed to Fox to end the quarter off strong for the Rattlers 63-49.

As the fourth quarter begins, the Rattlers still held the lead, but things would change in the blink of an eye. The SaberCats rush another TD in the end zone, and then San Jose recovers a kick off the net for a touchdown, bringing the score to 63 all. The SaberCats Dodd-Masters intercepts the ball giving the SaberCats another possession and eventually another touchdown, 70-63, San Jose. Rattlers Armstrong's rushing touchdown would tie up the score once again, at 70. Grieb's pass to Goodson was complete resulting in another touchdown ending the tie with 77-70. The third turnover of the night on the Rattlers next possession would bring an early end to their night.

QB Nick Davila completed 23 passes for 343 yards and 8 touchdowns. WR Maurice Purify was once again the top receiver with 8 catches for 155 yards and 4 touchdowns. The San Jose SaberCats offense was lead by QB Mark Grieb who completed 30 passes for 388 yards and 7 touchdowns. WR Edwards had 14 catches for 196 and 2 touchdowns.

GAME 8: MAY 5, 2012, VS. SAN JOSE SABERCATS



STADIUM

US Airways Center

ATTENDANCE

9,280

KICKOFF TIME

7:05

END OF GAME

9:55

TOTAL ELAPSED TIME

2:50

REFEREE

Snead, C.

UMPIRE

Shorten, O.

LINESMAN

Fucik, G.

LINE JUDGE

Wharrie, J.

BACK JUDGE

Pham, L.

SIDE JUDGE

Wadlaw, P.

SCORER

Heck, S.

SCORING SUMMARY

1ST 12:26 ARI REED, Kerry 13 yd pass from DAVILA, Nick (GOULD, Chris kick) 4 plays, 33 yards, TOP 2:34 0 - 7
 10:09 SJS NELSON, Ben 30 yd pass from GRIEB, Mark (PERTUIT, Nick kick) 3 plays, 45 yards, TOP 1:31 7 - 7
 07:42 ARI REED, Kerry 11 yd pass from DAVILA, Nick (GOULD, Chris kick) 3 plays, 39 yards, TOP 1:49 7 - 14
 05:12 SJS NELSON, Ben 9 yd pass from GRIEB, Mark (PERTUIT, Nick kick) 3 plays, 45 yards, TOP 1:46 14 - 14
 03:35 ARI PURIFY, Maurice 45 yd pass from DAVILA, Nick (GOULD, Chris kick) 2 plays, 45 yards, TOP 1:01 14 - 21
 00:33 SJS TAGGART, Tommy 1 yd run (PERTUIT, Nick kick) 4 plays, 16 yards, TOP 2:12 21 - 21

2ND 12:04 ARI PURIFY, Maurice 10 yd pass from DAVILA, Nick (GOULD, Chris kick) 4 plays, 42 yards, TOP 2:56 21 - 28
 08:35 SJS EDWARDS, Hank 28 yd pass from GRIEB, Mark (PERTUIT, Nick kick) 6 plays, 45 yards, TOP 2:57 28 - 28
 05:14 ARI PURIFY, Maurice 31 yd pass from DAVILA, Nick (GOULD, Chris kick) 5 plays, 45 yards, TOP 3:06 28 - 35
 01:57 SJS GOODSON, Samora 14 yd pass from GRIEB, Mark (PERTUIT, Nick kick) 5 plays, 45 yards, TOP 3:04 35 - 35
 00:58 ARI ARMSTRONG, Odie 5 yd run (GOULD, Chris kick) 1 play, 5 yards, TOP 0:24 35 - 42
 00:18 ARI REED, Kerry 13 yd pass from DAVILA, Nick (GOULD, Chris kick) 5 plays, 42 yards, TOP 0:40 35 - 49

3RD 10:13 SJS EDWARDS, Hank 11 yd pass from GRIEB, Mark (PERTUIT, Nick kick) 8 plays, 40 yards, TOP 4:47 42 - 49
 07:30 ARI PURIFY, Maurice 34 yd pass from DAVILA, Nick (GOULD, Chris kick) 4 plays, 45 yards, TOP 2:12 42 - 56
 03:03 SJS EDWARDS, Hank 1 yd run (PERTUIT, Nick kick) 5 plays, 37 yards, TOP 3:35 49 - 56
 00:00 ARI FOX, Glen 7 yd pass from DAVILA, Nick (GOULD, Chris kick) 4 plays, 24 yards, TOP 2:28 49 - 63

4TH 13:51 SJS LEWIS, Mark 4 yd run (PERTUIT, Nick kick) 2 plays, 45 yards, TOP 2:11 56 - 63
 12:19 SJS DODD-MASTERS, R 0 yd net recovery (PERTUIT, Nick kick) 63 - 63
 06:07 SJS ROE, James 12 yd pass from GRIEB, Mark (PERTUIT, Nick kick) 4 plays, 39 yards, TOP 1:44 70 - 63
 01:58 ARI ARMSTRONG, Odie 6 yd run (GOULD, Chris kick) 6 plays, 47 yards, TOP 3:34 70 - 70
 01:03 SJS GOODSON, Samora 9 yd pass from GRIEB, Mark (PERTUIT, Nick kick) 1 play, 9 yards, TOP 0:27 77 - 70

	SJS	ARI
FIRST DOWNS	30	25
NET YARDS RUSHING	15	47
NET YARDS PASSING	381	337
Completions-Attempts-Int	30-39-0	23-35-1
TOTAL OFFENSE YARDS	396	384
Fumbles: Number-Lost	2-2	4-4
Penalties: Number-Yards	7-34	4-15
KICKOFFS-YARDS	10-566	8-457
Kickoff returns		
Number-Yds-TD	5-60-0	7-91-0
Interceptions		
Number-Yds-TD	1-11-0	0-0-0
Fumble Returns		
Number-Yds-TD	1-0-1	0-0-0
Possession Time	30:03	29:57
Third-Down Conversions	4 of 5	1 of 3
Fourth-Down Conversions	0 of 1	1 of 1
Red-Zone Scores-Chances	5-5	4-5
Sacks By: Number-Yards	1-6	1-7

RUSHING: (SJS)-Lewis, 5-9; Taggart, 2-5; Edwards, 2-1 (ARI)-Armstrong, 6-24; Reed, 2-11; Fox, 1-8; Davila, 1-4

PASSING: (SJS)-Grieb, 30-39-0-388; Team, 0-0-0-minus 7 (ARI)-Davila, 23-35-1-343; Team, 0-0-0-minus 6

RECEIVING: (SJS)-Edwards, 14-196; Goodson, 5-58; Nelson, 4-74; Roe, 4-31; Ranglin, 2-29; Lewis, 1-0 (ARI)-Purify, 8-155; Fox, 7-74; Reed, 6-93; Booker, 1-14; Armstrong, 1-7

INTERCEPTIONS: (SJS)-Dodd-Masters, 1-11

FUMBLES: (SJS)- Lewis, 1-1 (ARI)-Davila, 1-1

SACKS (UA-A): (SJS)-Nyenhuis, 1-0 (ARI)-Hawthorne, 1-0

TACKLES (UA-A): (SJS)-Jones, 7-2; Hill, 6-2; Varner, 1-4; Nyenhuis, 2-1; Pertuit, 2-0; Jackson, 1-0; Nelson, 1-0; Goodson, 1-0; Dodd-Masters, 1-0; Sykes, 1-0; Maka, 0-2 (ARI)-Brown, 6-4; Mclean, 6-3; Caldwell, 3-4; Gasper, 2-4; Pittman, 2-1; Floyd, 2-1; White, 1-0; Hawthorne, 1-0; Reed, 0-1; Purify, 0-1; Armstrong, 0-1

GAME 9: MAY 12, 2012, VS. CHICAGO RUSH



CHI 43
ARI 77

SCORES BY QUARTER

	1	2	3	4	SCORE
CHI	21	10	0	12	43
ARI	21	14	21	21	77

RATTLERS CRUSH THE RUSH

PHOENIX, AZ—Seats inside the US Airways Center in Phoenix, Arizona started to fill well before kick off for tonight's game against the Chicago Rush. The Arizona Rattlers left it all out on the field tonight with 7,280 people in attendance. Coming into this game the focus was to be on defense with two of Arizona's stars, DB VIRGIL GRAY, and LB KEVIN MCCULLOUGH, returning to the lineup. The Rush received the ball to start the game with back up QB Luke Drone (28-51, 396 Yds, 4 TD, 1 Int) taking the snaps. Despite his first pass was nearly intercepted, on the very next play he would hit WR JARED PERRY for a 35-yard pass, which would set up the Rush's first touch down of the night. The ensuing kickoff would be returned 54 yards by Rattlers WR TRANDON HARVEY (3 Rec, 51 Yds, 2 TD), 7-7 with 10:52 left in the first quarter.

Rattlers QB NICK DAVILA (16-22, 213 Yds, 6 TD) and Rush QB Drone would trade touchdowns with each of their next possession. Then there would be a McCullough sighting, as he would pick off Drone's pass, and return it 8-yards for a TD. Make that 2 TD's for the Rattlers defense and special teams. Drone would toss one last TD pass to end the first quarter to bring the score to 21 all.

The Rattlers would continue their campaign in the second quarter, as Davila would find Harvey for a 9-yard TD, putting them up by 7. The Rush would march all they way down to the Rattlers 3 yard line, only to be denied on 4th down. It wouldn't take long for Davila to throw his 3rd touchdown of the night. He found WR GLEN FOX (9 Rec, 107 Yds, 4 TD) in the end zone, with 3:59 left in the 2nd, putting the Rattlers up 35-21. Drone, and the Rush would respond with a quick TD pass, but would fail at recovering an onside kick, leaving the Rattlers with excellent field position with just under a minute left on the clock. The Rattlers would fail to put in the end zone, turning it over on downs, with :37 left in the half. The Rush would have to settle for FG to end the first half, still down, 35-31 to the Rattlers.

The Rattlers would start the 2nd half from their own 20, after the Rush K Mike Salerno kicked it out of bounds. Davila would take the Rattlers downfield, and find a wide-open Fox, for his 3rd receiving TD of the night, and put the Rattlers up 42-31. The Rattlers Defense would strike again when LB TYRE GLASPER would recover a Drone fumble at the Arizona 11 yard line. It would only take a few plays for Fox to find the end zone once again for his 4th TD reception of the night, increasing the Rattlers lead to 49-31. Once again the Rattlers defense would show up and shut down the Rush offense, forcing them to turn it over on downs, deep in their own territory. The Rattlers FB ODIE ARMSTRONG (3 Rush, 11 Yds, 1 TD) would put it in the end zone the very next play, and just add on to the lead. The Rattlers would hold the Rush to a scoreless third quarter, and start the 4th up, 56-31.

We said defense would be the focus of this game, and that really matters in the 4th quarter. The defense would force the Rush to turn it over on downs once again to start 4th quarter, and the Rattlers would take over at midfield. Davila would find a well covered WR MARKEE WHITE (4 Rec, 84 Yds, 2 TD) in the end zone for his first TD reception of the season, putting the Rattlers up 63-31. With just under 10 minutes left in the 4th quarter the Rush would finally score their first points of the 2nd half, but miss the extra point, 63-37 Arizona. It would only take one play for back up QB Jason Murrietta (2-3, 58 Yds, 2 TD) to toss his first TD pass to a wide open Harvey, adding another 7 to the score, 70-37 Rattlers. The Rush would add a late touchdown, and Murrietta would toss his 2nd TD of the night to White, closing out the game with a score of 77-34 Arizona.

GAME 9: MAY 12, 2012, VS. CHICAGO RUSH



STADIUM

US Airways Center

ATTENDANCE

7,280

KICKOFF TIME

7:04

END OF GAME

9:34

TOTAL ELAPSED TIME

2:30

REFEREE

Cutai, D.

UMPIRE

Granado, A.

LINESMAN

Leffle, K.

LINE JUDGE

Valenti, T.

BACK JUDGE

Jenkins, J.

SIDE JUDGE

Aaronian, M.

SCORER

Heck, S.

SCORING SUMMARY

1ST 12:23 CHI DRONE, Luke 1 yd run (SALERNO, Mike kick) 4 plays, 43 yards, TOP 2:37 7 - 0
 11:47 ARI HARVEY, Trandon 54 yd kickoff return (GOULD, Chris kick) 7 - 7
 09:53 CHI DRONE, Luke 2 yd run (SALERNO, Mike kick) 2 plays, 44 yards, TOP 0:59 14 - 7
 05:52 ARI FOX, Glen 4 yd pass from DAVILA, Nick (GOULD, Chris kick) 5 plays, 29 yards, TOP 3:24 14 - 14
 04:42 ARI MCCULLOUGH, Kev 8 yd interception return (GOULD, Chris kick) 14 - 21
 00:05 CHI PERRY, Jared 1 yd pass from DRONE, Luke (SALERNO, Mike kick) 5 plays, 45 yards, TOP 3:39 21 - 21

2ND 13:14 ARI HARVEY, Trandon 9 yd pass from DAVILA, Nick (GOULD, Chris kick) 3 plays, 45 yards, TOP 1:46 21 - 28
 03:59 ARI FOX, Glen 15 yd pass from DAVILA, Nick (GOULD, Chris kick) 2 plays, 47 yards, TOP 1:29 21 - 35
 01:02 CHI TURNER, Terranc 8 yd pass from DRONE, Luke (SALERNO, Mike kick)
 00:00 CHI SALERNO, Mike 28 yd field goal 8 plays, 34 yards, TOP 0:37 31 - 35

3RD 12:14 ARI FOX, Glen 16 yd pass from DAVILA, Nick (GOULD, Chris kick) 5 plays, 30 yards, TOP 2:46 31 - 42
 05:46 ARI FOX, Glen 23 yd pass from DAVILA, Nick (GOULD, Chris kick) 4 plays, 39 yards, TOP 2:35 31 - 49
 01:50 ARI ARMSTRONG, Odie 6 yd run (GOULD, Chris kick) 1 play, 6 yards, TOP 0:23 31 - 56

4TH 13:04 ARI WHITE, Markee 15 yd pass from DAVILA, Nick (GOULD, Chris kick) 1 play, 25 yards, TOP 0:37 31 - 63
 10:01 CHI GRAY, Reggie 25 yd pass from DRONE, Luke (SALERNO, Mike kick failed) 4 plays, 49 yards, TOP 2:37 37 - 63
 08:52 ARI HARVEY, Trandon 33 yd pass from MURRIETTA, Jason (GOULD, Chris kick) 1 play, 33 yards, TOP 0:37 37 - 70
 04:45 CHI GRAY, Reggie 25 yd pass from DRONE, Luke (SALERNO, Mike kick failed) 4 plays, 45 yards, TOP 3:25 43 - 70
 01:46 ARI WHITE, Markee 25 yd pass from MURRIETTA, Jason (GOULD, Chris kick) 4 plays, 30 yards, TOP 2:56 43 - 77

	CHI	ARI
FIRST DOWNS	25	17
NET YARDS RUSHING	22	12
NET YARDS PASSING	394	266
Completions-Attempts-Int	28-51-1	18-25-0
TOTAL OFFENSE YARDS	416	278
Fumbles: Number-Lost	1-1	0-0
Penalties: Number-Yards	9-42	7-51
KICKOFFS-YARDS	6-324	12-683
Kickoff returns		
Number-Yds-TD	5-53-0	3-101-1
Interceptions		
Number-Yds-TD	0-0-0	1-8-1
Fumble Returns		
Number-Yds-TD	0-0-0	0-0-0
Possession Time	34:58	25:02
Third-Down Conversions	4 of 10	2 of 4
Fourth-Down Conversions	2 of 5	1 of 2
Red-Zone Scores-Chances	4-7	3-4
Sacks By: Number-Yards	1-5	1-2

RUSHING: (CHI)-Drone, 3-9; Payne, 3-8; Perry, 1-5 (ARI)-Armstrong, 3-11; Harvey, 1-1

PASSING: (CHI)-Drone, 28-51-1-396; Team 0-0-0-minus 2 (ARI)-Davila, 16-22-0-213; Murrieta, 2-3-0-58; Team 0-0-0-minus 5

RECEIVING: (CHI)-Turner, 11-101; Gray, 6-132; Hamilton, 6-69; Perry, 5-94 (ARI)-Fox, 9-107; White, 4-84; Harvey, 3-51; Purify, 2-29

INTERCEPTIONS: (ARI)-Mccollough, 1-8

FUMBLES: (CHI)-Drone, 1-1

SACKS (UA-A): (CHI)-Walters, 1-0

TACKLES (UA-A): (CHI)-Williams, 3-1; Moody, 3-1; Hall, 3-0; Walters, 3-0; Lainhart, 2-0; Salerno, 1-0 (ARI)-Brown, 9-2; Gray, 6-1; Mccollough, 5-0; Floyd, 3-1; Armstrong, 1-2; Glasper, 1-1; Hawthorne, 1-1; Jones, 1-0; Fox, 1-0; Purify, 0-2; Caldwell, 0-1

GAME 10: MAY 19, 2012, AT UTAH BLAZE



ARI 86
UTH 70

SCORES BY QUARTER

	1	2	3	4	SCORE
ARI	21	23	28	14	86
UTH	13	21	14	22	70

RATTLERS SET UTAH ABLAZE

SALT LAKE CITY, UT—With both teams at 6-3, the Rattlers and the Blaze knew the importance of their Saturday night matchup. With only San Jose ahead of them in the standings at 7-2, the winner gets within a half game of the Western Division lead. With Tommy Grady and NICK DAVILA as two of the games top gunslingers, the game would without a doubt turn into a shootout.

With Utah getting possession of the ball first, it gave the Blaze a chance to jump on the scoreboard early and put pressure on the Rattlers. After a first down tipped pass that ended up incomplete, Grady was hit by DL MARCUS PITTMAN, resulting in the ball on the turf and the referees ruling an incomplete pass. Arizona head coach Kevin Guy challenged the ruling on the field, saying the play resulted in a fumble. After review from the refs, they overturned the incomplete pass and ruled a fumble recovery by Arizona's DL CLIFF DUKES.

The Rattlers wasted little time in getting on the board. After a quick pass to WR GLEN FOX, and one incompletion, Davila hit WR KERRY REED for the first score of the night. After a made PAT, the Rattlers were up 7-0. The defense wasted little time in making sure they'd have a big say on the outcome of the game. On Utah's next offensive possession, defensive back Arkeith Brown jumped in front of a Tommy Grady pass at the 2 yard line for an interception. After a 33 yard return set up great field position for the Rattler offense, a four play drive ended in a Davila to WR TRANDON HARVEY touchdown and a 14-0 Rattler lead. With a 14 point lead, the Blaze needed to strike quickly before the game turned into a lopsided contest in favor of the Rattlers. Grady attempted a pass into the end zone where DB MARQUIS FLOYD picked it off for the Rattlers' third takeaway in as many possessions. But on the return, Floyd was hit from behind, fumbled, and the ball was recovered by the Blaze's Tysson Potts at the Arizona 7 yard line. The next play was a 7 yard Utah Blaze touchdown, from Grady to Aaron LeSue. With the Blaze missing the extra point, the Rattlers held a 14-6 lead.

A three play Rattler drive followed, ending in a Davila to WR MAURICE PURIFY touchdown. A 21-6 lead diminished almost instantly on the last play of the first quarter as Tommy Grady threw a quick strike to Tysson Potts and one missed tackle later, the Blaze were back on the board with a touchdown. The back and forth was only beginning as the first offensive play of the second quarter was another hookup between Davila and Reed, this time for 39 yards giving the Rattlers a 28-13 lead. The teams traded scores twice, both of Arizona's scores coming from Purify, and one of Utah's coming on an Alvanse Robinson kickoff return for touchdown. With under three and a half minutes left in the half, Arizona led 41-34 and had possession. After a very strange series of plays, including incompletions, penalties, timeouts, and the Rattlers attempting to run down the clock, Arizona walked away with a field goal and a 44-34 halftime lead.

The story of the first half would have to of been the domination by Arizona in the time of possession. The Rattlers controlled the ball for over 18 minutes in the first half. But while they were controlling the clock and racking up points, they also committed 7 penalties for 49 yards, which hurt them in some instances. With three takeaways on defense leading to 14 points, they did fumble one of those takeaways, resulting in a Utah touchdown. Davila tossed 6 touchdowns in the half, but the Rattlers only led by 10 points.

Opening up the second half with the ball, Arizona had a prime opportunity to extend their lead. They did just that two plays into their first possession with Purify's fourth touchdown reception of the game. Utah countered with their own two play drive, also resulting in a touchdown. The back and forth went back one more time as Davila again hooked up with his favorite target, Purify, for the fifth time on the night. The Rattlers were now leading 58-41.

On Utah's next possession, Floyd picked off his second pass of the game, this time holding onto the ball on the return. With an already-comfortable 17 point lead, Purify added onto his numbers with a 20 yard circus catch that resulted in yet another touchdown. The Blaze countered with a touchdown of their own, and the score now stood at 65-48 in favor of the Rattlers, but it seemed as if the Blaze could only play catch-up the rest of the night.

This night belonged to the Rattlers offense and wide receiver Purify. He proved that on the following possession with his sixth touchdown of the night, which happened to be Davila's ninth touchdown throw. With the score now at 72-48, the game was all but wrapped up. The Rattler defense stopped a Blaze drive with another ARKEITH BROWN interception. The Rattlers' first play on the next drive was the offenses first physical mistake of the night when Davila was intercepted by Utah's defensive back Al Phillips. The Blaze's offense countered with a touchdown of their own, now making the score 72-54. The Rattler offense took some time off the clock with a nice drive which was capped off by an ODIE ARMSTRONG touchdown run. Being down by 25 points late in the second half, Grady could only pad his stats on the Blaze's offensive possessions. Utah added a touchdown and a two point conversion, now making the score 79-62. The final scoring of the night for Arizona would be Purify's seventh touchdown reception. The touchdown had record setting ramifications for both Purify for Davila. Purify tied the AFL record with seven touchdown receptions in a single game while Davila also tied a single-game AFL record, his being ten touchdown passes.

The Blaze wrapped up their night with a final touchdown and two point conversion by their offense, making the score 86-70. With the offense getting the ball back with a little time left, their victory was already in the books. They kept the ball on the ground to run the clock until a fourth down incompletion gave the ball back to Utah. Two Grady incompletions later, the Arizona Rattlers improved their record to 7-3 with an 86-70 victory.

GAME 10: MAY 19, 2012, AT UTAH BLAZE



STADIUM

ESA

ATTENDANCE

10,149

KICKOFF TIME

7:06

END OF GAME

10:04

TOTAL ELAPSED TIME

2:58

REFEREE

Cutaia, D.

UMPIRE

Steward, R.

LINESMAN

Dornan, M.

LINE JUDGE

Love, J.

BACK JUDGE

Jenkins, J.

SIDE JUDGE

Wadlow, P.

SCORING SUMMARY

1ST 11:08 ARI REED, Kerry 7 yd pass from DAVILA, Nick (GOULD, Chris kick) 3 plays, 21 yards, TOP 1:22 7 - 0
 06:08 ARI HARVEY, Trandon 2 yd pass from DAVILA, Nick (GOULD, Chris kick) 4 plays, 15 yards, TOP 2:12 14 - 0
 04:08 UTA LESUE, Aaron 8 yd pass from GRADY, Tommy (BROTZMAN, Kyle kick failed) 1 play, 8 yards, TOP 0:13 14 - 6
 01:29 ARI PURIFY, Maurice 9 yd pass from DAVILA, Nick (GOULD, Chris kick) 3 plays, 34 yards, TOP 1:58 21 - 6
 00:16 UTA POOTS, Tysson 32 yd pass from GRADY, Tommy (BROTZMAN, Kyle kick) 1 play, 32 yards, TOP 0:28 21 - 13

2ND 14:26 ARI REED, Kerry 39 yd pass from DAVILA, Nick (GOULD, Chris kick) 1 play, 39 yards, TOP 0:26 28 - 13
 13:27 UTA LESUE, Aaron 42 yd pass from GRADY, Tommy (BROTZMAN, Kyle kick) 1 play, 42 yards, TOP 0:22 28 - 20
 10:12 ARI PURIFY, Maurice 28 yd pass from DAVILA, Nick (GOULD, Chris 4 plays, 45 yards, TOP 2:32 35 - 20
 08:10 UTA LESUE, Aaron 23 yd pass from GRADY, Tommy (BROTZMAN, Kyle kick) 3 plays, 45 yards, TOP 1:15 35 - 27
 04:23 ARI PURIFY, Maurice 6 yd pass from DAVILA, Nick (GOULD, Chris kick failed) 4 plays, 18 yards, TOP 3:02 41 - 27
 03:09 UTA ROBINSON, Alvance 56 yd kickoff return (BROTZMAN, Kyle kick) 41 - 34
 00:09 ARI GOULD, Chris 25 yd field goal 6 plays, 24 yards, TOP 2:11 44 - 34

3RD 13:52 ARI PURIFY, Maurice 8 yd pass from DAVILA, Nick (GOULD, Chris kick) 2 plays, 48 yards, TOP 0:59 51 - 34
 12:15 UTA LESUE, Aaron 15 yd pass from GRADY, Tommy (BROTZMAN, Kyle kick) 2 plays, 31 yards, TOP 0:51 51 - 41
 10:33 ARI REED, Kerry 12 yd pass from DAVILA, Nick (GOULD, Chris kick) 2 plays, 47 yards, TOP 0:58 58 - 41
 08:08 ARI PURIFY, Maurice 18 yd pass from DAVILA, Nick (GOULD, Chris kick) 1 play, 18 yards, TOP 0:21 65 - 41
 06:38 UTA POOTS, Tysson 14 yd pass from GRADY, Tommy (BROTZMAN, Kyle kick) 2 plays, 30 yards, TOP 0:43 65 - 48
 05:04 ARI PURIFY, Maurice 29 yd pass from DAVILA, Nick (GOULD, Chris kick) 2 plays, 45 yards, TOP 1:03

4TH 12:13 UTA KAULEINAMOKU, S 4 yd pass from GRADY, Tommy (GRADY, Tommy pass intcpt) 7 plays, 38 yards, TOP 5:14 72 - 54
 10:38 ARI ARMSTRONG, Odie 6 yd run (GOULD, Chris kick) 1 play, 12 yards, TOP 0:48 79 - 54
 06:18 UTA LESUE, Aaron 14 yd pass from GRADY, Tommy (DEWALT, Lonnell pass from GRADY, Tommy) 5 plays, 37 yards, TOP 3:30 79 - 62
 04:38 ARI PURIFY, Maurice 12 yd pass from DAVILA, Nick (GOULD, Chris kick) 2 plays, 16 yards, TOP 0:51 86 - 62
 01:30 UTA LESUE, Aaron 9 yd pass from GRADY, Tommy (LESUE, Aaron pass from GRADY, Tommy) 5 plays, 45 yards, TOP 2:21 86 - 70

	ARI	UTA
FIRST DOWNS	23	29
NET YARDS RUSHING	30	0
NET YARDS PASSING	372	399
Completions-Attempts-Int	22-30-1	28-39-4
TOTAL OFFENSE YARDS	402	399
Fumbles: Number-Lost	1-1	2-1
Penalties: Number-Yards	14-78	12-75
KICKOFFS-YARDS	14-761	7-385
Kickoff returns		
Number-Yds-TD	5-61-0	8-184-1
Interceptions		
Number-Yds-TD	4-85-0	1-14-0
Fumble Returns		
Number-Yds-TD	0-0-0	0-0-0
Possession Time	29:42	30:18
Third-Down Conversions	2 of 4	1 of 2
Fourth-Down Conversions	0 of 1	1 of 1
Red-Zone Scores-Chances	6-6	4-4
Sacks By: Number-Yards	4-29	0-0

RUSHING: (ARI)-Armstrong, 4-15; Harvey, 1-6; Davila, 3-5; Fox, 1-4

PASSING: (ARI)-Davila, 22-30-1-372 (UTA)-Grady, 28-39-4-428; Team 0-0-0-minus 29

RECEIVING:(ARI)-Purify, 10-196; Reed, 5-88;Fox, 4-58; Harvey, 2-17; Armstrong, 1-13 (UTA)-Poots, 12-201; Lesue, 9-160; Robinson, 4-39; Kauleinamoku, 3-28

INTERCEPTIONS: (ARI)-Brown, 2-66; Floyd, 2-19 (UTA)-Phillips, 1-14

FUMBLES: (ARI)-Floyd, 1-1 (UTA) -Grady, 2-1

SACKS (UA-A): (ARI)-Pittman, 2-0; Dukes, 1-1; Glasper, 0-1

TACKLES (UA-A): (ARI)-Gray, 10-2; Mccullough, 3-4; Purify, 3-0; Pittman, 3-0; Brown, 2-1; Caldwell, 2-1; Floyd, 2-0; Dukes, 1-1; Glasper, 0-1 (UTA)-Hyland, 5-1; Brown, 4-0; Lewis, 3-1; Phillips, 3-1; Dewalt, 2-2; Mortensen, 1-2; Poots, 1-1; Bibbens, 1-0; Stallings, 1-0; Hicks, 1-0; Kauleinamoku, 1-0

GAME 11: MAY 26, 2012, AT NEW ORLEANS VOODOO



ARI 69
NOV 45

RATTLERS DEFEAT VOODOO 69-45

NEW ORLEANS, LA—The Arizona Rattlers (8-3) topped the New Orleans VooDoo (4-6) by a margin of 69-45 Saturday night in The Graveyard. The Rattlers were the first to score with a pass from QB NICK DAVILA to WR KERRY REED, but VooDoo quarterback Kurt Rocco followed with a 20-yard-pass to wide receiver Josh Bush making the score 7-6 at the end of the first quarter.

SCORES BY QUARTER

	1	2	3	4	SCORE
ARI	7	21	28	13	69
NOV	6	14	7	18	45

The Rattlers domination over the VooDoo, allowed Davila to check out early in the fourth quarter with 303 yards passing, 9 touchdowns while completing 20-of-26 pass attempts. He turned the game over to back-up Jason Murrietta to close out the victory. This contest was neck and neck in the second quarter, and the VooDoo played catch up most of the game, heading into the locker room at halftime trailing 28-20. Neither team committed turnovers in the first half; however, the second half told a different tale with three costly mistakes that all led to Rattler points and the eventual victory for the division leaders who are starting to look like the front runner in the West.

RUSSELL ATHLETIC PLAYER OF THE GAME

Maurice Purify, ARI

The Rattlers offense continues to shine. Former Nebraska Cornhusker, WR MAURICE PURIFY remains electric in his weekly performances. Purify had another stellar Saturday night as Davila's target of choice. The "MoSho" finished the evening with 7 catches, for 103 yards with 5 touchdowns and a longest gain of 29 yards. He was followed closely by Reed who had another stellar night with 4 catches for 77 yards and 2 touchdowns.

RIDDELL DEFENSIVE PLAYER OF THE GAME

Jorrick Calvin, NOV

You could see the halftime adjustments made by the Rattlers staff have an immediate impact in the third quarter. The defense stepped up their game to create multiple takeaways that doomed the VooDoo in the 3rd quarter. Arizona's defense was led by standout VIRGIL GRAY. Gray has been a force since his return from the injured list. His 6.5 tackles and interception led the way and was supported by KEVIN MCCULLOUGH 4 tackles an incredibly consistent play at linebacker has the Rattlers defense taking shape.

JLS IRONMAN OF THE GAME

Kerry Reed, ARI

The Rattlers are right back at it this Saturday night with another key game against the Pittsburgh Power.

AFL PLAYMAKER OF THE GAME

Nick Davila, ARI for going 5-for-t passing for 103 yards and 4 touchdowns in the third quarter

CUTTERS CATCH OF THE GAME

Maurice Purify, ARI 29-yard TD Reception

SPALDING HIGHLIGHT OF THE GAME

NOV stopping ARI to the end the second half on the NOV 1-yard line.

NATIONAL GUARD MVP

Nick Davila, ARI

GAME 11: MAY 26, 2012, AT NEW ORLEANS VOODOO



STADIUM

New Orleans Arena

ATTENDANCE

5,427

KICKOFF TIME

7:00

END OF GAME

9:53

TOTAL ELAPSED TIME

2:53

REFEREE

Cutaia, D.

UMPIRE

Granado, A.

LINESMAN

Leffle, K.

LINE JUDGE

Valenti, T.

BACK JUDGE

Baumann, B.

SCORER

Jenkins, J.

SCORING SUMMARY

1ST 06:00 ARI REED, Kerry 29 yd pass from DAVILA, Nick (GOULD, Chris kick) 6 plays, 42 yards, TOP 5:22 7 - 0
02:11 NOV BUSH, Josh 20 yd pass from ROCCO, Kurt (DENNY, Matt kick failed) 5 plays, 45 yards, TOP 3:08 7 - 6

2ND 13:20 ARI PURIFY, Maurice 12 yd pass from DAVILA, Nick (GOULD, Chris kick) 5 plays, 25 yards, TOP 3:05 14 - 6
09:30 NOV CASTILE, L.J. 7 yd pass from ROCCO, Kurt (DENNY, Matt kick) 6 plays, 45 yards, TOP 3:27 14 - 13
05:57 ARI PURIFY, Maurice 4 yd pass from DAVILA, Nick (GOULD, Chris kick) 4 plays, 48 yards, TOP 2:33 21 - 13
02:19 NOV ALAJAJIAN, Joe 1 yd run (DENNY, Matt kick) 5 plays, 46 yards, TOP 2:59 21 - 20
01:12 ARI FOX, Glen 18 yd pass from DAVILA, Nick (GOULD, Chris kick) 1 play, 18 yards, TOP 0:18 28 - 20

3RD 14:24 NOV BUSH, Josh 14 yd pass from ROCCO, Kurt (DENNY, Matt kick) 1 play, 14 yards, TOP 0:22 28 - 27
12:34 ARI PURIFY, Maurice 29 yd pass from DAVILA, Nick (GOULD, Chris kick) 2 plays, 37 yards, TOP 1:07 35 - 27
10:54 ARI WHITE, Markee 14 yd pass from DAVILA, Nick (GOULD, Chris kick) 1 play, 14 yards, TOP 0:27 42 - 27
05:30 ARI PURIFY, Maurice 25 yd pass from DAVILA, Nick (GOULD, Chris kick) 1 play, 30 yards, TOP 0:39 49 - 27
03:19 ARI REED, Kerry 27 yd pass from DAVILA, Nick (GOULD, Chris kick) 1 play, 27 yards, TOP 0:24 56 - 27

4TH 14:24 NOV BUSH, Josh 36 yd pass from ROCCO, Kurt (DENNY, Matt kick failed) 5 plays, 45 yards, TOP 3:09 56 - 33
13:10 ARI PURIFY, Maurice 13 yd pass from DAVILA, Nick (GOULD, Chris kick) 1 play, 13 yards, TOP 1:30 63 - 33
09:27 NOV CALVIN, Jorrick 39 yd interception return (ROCCO, Kurt pass failed) 63 - 39
08:10 ARI REED, Kerry 6 yd run (GOULD, Chris kick failed) 1 play, 6 yards, TOP 0:26 69 - 39
03:01 NOV PAYNE, Quorey 11 yd pass from ROCCO, Kurt (GERALDS, Daveri rush fumbld) 7 plays, 47 yards, TOP 4:14 69 - 45

	ARI	NOV
FIRST DOWNS	22	18
NET YARDS RUSHING	10	15
NET YARDS PASSING	337	283
Completions-Attempts-Int	23-33-1	19-40-2
TOTAL OFFENSE YARDS	347	298
Fumbles: Number-Lost	4-2	1-1
Penalties: Number-Yards	11-102	11-67
KICKOFFS-YARDS	10-543	5-258
Kickoff returns		
Number-Yds-TD	3-52-0	6-54-0
Interceptions		
Number-Yds-TD	2-24-0	1-39-1
Fumble Returns		
Number-Yds-TD	0-0-0	0-0-0
Possession Time	28:19	31:27
Third-Down Conversions	3 of 5	4 of 7
Fourth-Down Conversions	0 of 1	1 of 2
Red-Zone Scores-Chances	2-3	2-3
Sacks By: Number-Yards	0-0	0-0

RUSHING: (ARI)-Reed, 3-11; Murrietta, 1-0; Davila, 3-minus 1 (NOV)-Bush, 1-10; Payne, 1-4; Ajajian, 1-1

PASSING: (CHI)-Drone, 28-51-1-396; Team 0-0-0-minus 2 (ARI)-Davila, 16-22-0-213; Murrieta, 2-3-0-58; Team 0-0-0-minus 5

RECEIVING: (ARI)-Purify, 7-103; Fox, 6-71; White, 5-66; Reed, 4-77; Rogers, 1-20 (NOV)-Bush, 7-129; Payne, 7-96; Castile, 4-46; Paul, 1-12

INTERCEPTIONS: (ARI)-Gray, 1-13; Brown, 1-11. (NOV)-Calvin, 1-39

FUMBLES: (ARI)-Reed, 1-0; Gray, 1-0; Davila, 1-1 (NOV)-Green, 1-1

SACKS (UA-A): (ARI)- none (NOV)-None.

TACKLES (UA-A): (ARI)-Gray, 6-1; Mccullough, 4-0; Floyd, 3-0; Brown, 2-1; Caldwell, 2-0; Purify, 1-1; Pittman, 0-1 (NOV)-Calvin, 6-1; Jackson, 3-1; Robinson, 3-1; Kellem, 3-1; Favorite, 2-0; Denny, 1-0; Paul, 1-0; Mathis, 1-0; Frye, 0-1; Green, 0-1

GAME 12: JUNE 2, 2012, VS. PITTSBURGH POWER



PIT 45
ARI 55

SCORES BY QUARTER

	1	2	3	4	SCORE
PIT	7	21	3	14	45
ARI	14	24	14	3	55

RUSSELL ATHLETIC PLAYER OF THE GAME

Offensive Line, ARI

RIDDELL DEFENSIVE PLAYER OF THE GAME

Davion Mitchell, PIT

JLS IRONMAN OF THE GAME

John Booker, ARI

AFL PLAYMAKER OF THE GAME

Maurice Purify, ARI

CUTTERS CATCH OF THE GAME

Michael Washington, PIT

SPALDING HIGHLIGHT OF THE GAME

Maurice Purify, ARI

NATIONAL GUARD MVP

Trandon Harvey, ARI

RATTLERS SCRAP THEIR WAY TO SOLE POSSESSION OF DIVISION LEAD

PHOENIX, AZ—The Snake Pit inside US Airways Center came alive tonight with 7,540 in attendance. The Rattlers brought in the number one scoring offense to face off against the Pittsburgh Power's number one passing defense, in what was sure to be an intense match up for everyone to enjoy.

Rattlers QB NICK DAVILA (19-36-282 & 5 TDs) would take the first snap under center and it was GAME ON! After an initial dead ball penalty on Pittsburgh, that Rattlers first play from scrimmage was a laser to a streaking WR KERRY REED (5 rec for 90yds & 2 TDs) for the game's first touchdown. Pittsburgh QB Bryan Randall (22-45-307 & 4 TDs) would quickly answer back two plays later with his only TD pass of the first quarter to WR Michael Washington (7-92 & 2 TDs). Davila would toss one more TD Pass to WR MAURICE PURIFY (7-113 & 1 TD), and the quarter would end with a score 14-7 Rattlers.

To open up the second quarter Power FB Tyre Young (4 carries 12yds & 2 TDs) would pound in a short yardage run for the Power. However, the Rattlers would quickly answer back with another TD Pass from Davila to Reed. After the Power failed to convert on 4th down, Davila would toss his 4th TD of the first half to WR TRANDON HARVEY (6-64 & 2 TDs). Pittsburgh QB Bryan Randall, the former Virginia Tech Hokie, would throw another TD, and Young would see pay-dirt again with another short run for a score. Reigning AFL MVP, Nick Davila would toss his 5th TD of the first half. To close out the 2nd quarter K CHRIS GOULD would come out and make an 18 yard FG, to give the Rattlers a 10 point lead as they head into halftime, 38-28.

The Power would have possession to the start the 2nd half, but only for two plays. Rattlers DB MARQUIS FLOYD would pick off Randall at the Rattlers 1-yard line, and 1st ranked scoring offense would take over once again. Davila would march the Rattlers downfield, and FB JOHN BOOKER would rush one in, increasing the lead to 45-28. The Power would put their first points of the 3rd quarter on the board when K Geoff Boyer put one in from 28-yards out, bring the score to 45-31, Arizona. Arizona's TRANDON HARVEY would be in the end zone awaiting Boyer's kickoff, so he could return 57-yards for another Rattlers TD, ending the quarter with a score of 52-31, Rattlers.

The Power would once again start the quarter with the ball, but would fail to do anything with it. They would attempt to convert a 4th down deep in their own territory, but fail, and allow the Rattlers to takeover inside the 10. Even with the amazing field position, the Rattlers could not convert, giving the ball right back to the Power giving them the chance to put of the quarters first points. The Power would move the ball downfield, and eventually into the end zone.

WR Randy Hymes (5-67 & 2 TDs) would catch an 8-yard pass from Randall, and the score would be 52-38 with 5:56 left to play in the 4th. The following kickoff was an onside kick that could have nearly been returned for a TD by the Power if it wasn't for an offside penalty, but even with the penalty the Power would get the ball back on the next play when Reed would fumble on the 2-yard line. A few plays and penalty later, Randall would find Washington in the end zone, and bring the score to within 7 with just over two minutes left. The Rattlers would have excellent field position on their next possession, but fail to put it in the end zone, and Gould would have to come out and put another one through the uprights, giving the Rattlers a 10 point lead, 55-45.

The Power would have another shot to put points on the board, but DB ARKEITH BROWN was not going to allow that. Brown, picked off Randall's pass and returned it to midfield. The Rattlers would run out the clock, and come away with the victory, 55-45 to take over sole possession of first place in National Western Division of the Arena Football League with only six games remaining on the regular season schedule.

GAME 12: JUNE 2, 2012, VS. PITTSBURGH POWER



STADIUM

US Airways Center

ATTENDANCE

7,540

KICKOFF TIME

7:04

END OF GAME

9:51

TOTAL ELAPSED TIME

2:47

REFEREE

Smith L.

UMPIRE

Colosimo, R.

LINESMAN

Saalfeld, K.

LINE JUDGE

Goering, C.

BACK JUDGE

Johnson, J.

SIDE JUDGE

Warner, A.

SCORER

Heck, S.

SCORING SUMMARY

1ST 14:10 ARI REED, Kerry 29 yd pass from DAVILA, Nick (GOULD, Chris kick) 1 play, 34 yards, TOP 0:50 0 - 7
 12:15 PIT WASHINGTON, Mik 41 yd pass from RANDALL, Bryan (BOYER, Geoff kick) 2 plays, 45 yards, TOP 1:13 7 - 7
 07:09 ARI PURIFY, Maurice 23 yd pass from DAVILA, Nick (GOULD, Chris kick) 7 plays, 47 yards, TOP 4:30 7 - 14

2ND 14:55 PIT YOUNG, Tyre 6 yd run (BOYER, Geoff kick) 8 plays, 35 yards, TOP 6:33 14 - 14
 12:44 ARI REED, Kerry 32 yd pass from DAVILA, Nick (GOULD, Chris kick) 3 plays, 45 yards, TOP 1:34 14 - 21
 08:16 ARI HARVEY, Trandon 1 yd pass from DAVILA, Nick (GOULD, Chris kick) 2 plays, 1 yard, TOP 1:03 14 - 28
 05:22 PIT HYMES, Randy 14 yd pass from RANDALL, Bryan (BOYER, Geoff kick) 3 plays, 49 yards, TOP 2:11 21 - 28
 00:56 ARI HARVEY, Trandon 15 yd pass from DAVILA, Nick (GOULD, Chris kick) 6 plays, 40 yards, TOP 3:48 21 - 35
 00:43 PIT YOUNG, Tyre 4 yd run (BOYER, Geoff kick) 2 plays, 6 yards, TOP 0:13 28 - 35
 00:00 ARI GOULD, Chris 18 yd field goal 6 plays, 32 yards, TOP 0:43 28 - 38

3RD 10:42 ARI BOOKER, John 2 yd run (GOULD, Chris kick) 5 plays, 49 yards, TOP 3:07 28 - 45
 02:00 PIT BOYER, Geoff 28 yd field goal 12 plays, 35 yards, TOP 8:01 31 - 45
 01:47 ARI HARVEY, Trandon 57 yd kickoff return (GOULD, Chris kick) 31 - 52

4TH 06:31 PIT HYMES, Randy 8 yd pass from RANDALL, Bryan (BOYER, Geoff kick) 5 plays, 47 yards, TOP 2:45 38 - 52
 02:36 PIT WASHINGTON, Mik 9 yd pass from RANDALL, Bryan (BOYER, Geoff kick) 5 plays, 48 yards, TOP 2:49 45 - 52
 00:52 ARI GOULD, Chris 17 yd field goal 4 plays, 8 yards, TOP 1:13 45 - 55

	PIT	ARI
FIRST DOWNS	23	20
NET YARDS RUSHING	15	3
NET YARDS PASSING	288	282
Completions-Attempts-Int	22-45-2	19-36-0
TOTAL OFFENSE YARDS	303	285
Fumbles: Number-Lost	0-0	1-1
Penalties: Number-Yards	17-82	10-79
KICKOFFS-YARDS	6-335	8-449
Kickoff returns		
Number-Yds-TD	6-77-0	5-125-1
Interceptions		
Number-Yds-TD	0-0-0	2-23-0
Fumble Returns		
Number-Yds-TD	0-0-0	0-0-0
Possession Time	35:25	24:35
Third-Down Conversions	4 of 8	3 of 5
Fourth-Down Conversions	1 of 3	0 of 1
Red-Zone Scores-Chances	5-5	4-6
Sacks By: Number-Yards	0-0	2-19

RUSHING: (PIT)-Young, 4-12; Randall, 1-3 (ARI)-Reed, 1-5; Harvey, 1-1; Booker, 2-minus 3

PASSING: (PIT)-Randall, 22-45-2-307; Team 0-0-0-minus 19 (ARI)-Davila, 19-36-0-282

RECEIVING: (PIT)-Washington, 7-92; Turner, 6-108; Hymes, 5-67; Berry, 4-40 (ARI)-Purify, 7-113; Harvey, 6-64; Reed, 5-90; White, 1-15

INTERCEPTIONS: (ARI)-Brown, 1-23; Floyd, 1-0

FUMBLES: (ARI)-Reed, 1-1

SACKS (UA-A): (ARI)-Pittman, 1-0; Dukes, 0-1; Dillon, 0-1

TACKLES (UA-A): (PIT)-Mitchell, 5-2; Williams, 4-2; Green, 4-1; Leflore, 1-2; Washington, 1-0; Young, 1-0; Parrish, 1-0; Pittman, 1-0; Niland, 0-1; Berry, 0-1; Purvis, 0-1 (ARI)-Brown, 3-4; Anderson, 4-1; Gray, 3-2; Floyd, 2-3; Dukes, 2-2; Gasper, 2-2; Mccullough, 2-1; Dillon, 1-1; Reed, 1-0; Pittman, 1-0; Purify, 0-1; Hawthorne, 0-1

GAME 13: JUNE 9, 2012, VS. IOWA BARNSTORMERS



IOW 48
ARI 55

RATTLERS CONTROL THEIR OWN DESTINY

PHOENIX, AZ—It was a busy day in the sports world on Saturday, but it was even busier inside the Snake Pit. The visiting Iowa Barnstormers were on the winning side of the last meeting April 14th, a game featuring power outages, and tornado warnings. That was guaranteed not to happen this go-around in the desert. With 7,607 in attendance, it was time for the Arizona Rattlers to seek their revenge for their early season loss in Des Moines.

SCORES BY QUARTER

	1	2	3	4	SCORE
IOW	7	21	3	14	48
ARI	14	24	14	3	55

Rattlers QB NICK DAVILA (24-29, 336 Yds, 7 TD) gave a solid performance. His first play from scrimmage was a long ball to WR MARKEE WHITE (9 Rec, 161 Yds), 36 yards, putting the Rattlers in excellent field position at the Iowa 1-yard line. A few plays later newcomer, FB Bret Manning (3 rush, 1 yd, 1 TD), rumbled his way into the end zone for the first TD of the night. K CHRIS GOULD missed the point after, making it 6-0 Arizona. The Rattlers Defense was "Lights-Out" on the Barnstormers opening drive. Rattlers LB TYRE GLASPER picked up his first sack of the night, and Iowa eventually turned it over on downs. It only took Davila a couple of plays to find WR KERRY REED (6 Rec, 67 Yds, 2 TD) in the end zone, and increase the lead to 13-0. Barnstormers QB JJ RATERINK (27-42, 340 Yds, 6TD) found wide-open WR Collin Taylor (7 Rec, 87 Yds, 1 TD) to put Iowa on the board in the first. The quarter came to an end with the Rattlers on top 13-7. The second quarter opened up with a touchdown in the corner by Rattlers WR TRANDON HARVEY (8 Rec, 104 Yds, 4 TD), adding to the lead, 20-7. After a few defensive highlights from DB VIRGIL GRAY, and a sack by DL CLIFF DUKES, the Barnstormers still found a way to put the ball in the end zone, and close the gap on the lead to 20-14. After what started out as a promising drive, Iowa's DL Rodney Gnat forced a Sack/Fumble on Davila, and the Barnstormers took over at their own 17. Just a few plays later, WR Marco Thomas (10 Rec, 92 Yds, 2 TD) found paydirt on a reverse.

RUSSELL ATHLETIC PLAYER OF THE GAME

Trandon Harvey, ARI

RIDDELL DEFENSIVE PLAYER OF THE GAME

Defensive Line, ARI

JLS IRONMAN OF THE GAME

Trandon Harvey, ARI

AFL PLAYMAKER OF THE GAME

Virgil Gray, ARI

CUTTERS CATCH OF THE GAME

Jesse Schmidt, IOW

SPALDING HIGHLIGHT OF THE GAME

Cliff Dukes, ARI

NATIONAL GUARD MVP

Nick Davila, ARI

The Barnstormers made their point after, and took the lead, 21-20, with 3:45 left in the first half. Davila then tossed his 3rd TD of the night to Harvey, and regained the lead. After a failed onside attempt, the Barnstormers had excellent field position inside the Arizona 10 yard line, but LB KEVIN MCCULLOUGH was not going to make it easy on them. McCullough caught a batted Raterink pass, and the Rattlers took over at their own 1-yard line. Davila found Harvey in the end zone for his 4th TD of the night, the 3rd to Harvey, to take the lead heading into halftime 34-21.

The Barnstormers came out swinging in the second half, marching the ball downfield, and putting points on the board first. Raterink found Thomas for a short TD pass, and cut the lead down to 6. Davila, the reigning National Guard MVP, needs to average 6 TD's a game to break the single season record. On the Rattlers first possession of the 2nd half, Nick tossed his 5th TD of the night to Reed. Iowa and Arizona would trade touchdowns on each of the next possessions; Davila threw his 6th TD of the night, his 4th to Harvey. The Rattlers held on to the lead to close out the 3rd quarter, 48-35.

Raterink would toss a TD to open up the 4th and final quarter, but the point after was unsuccessful, and the lead was down to 7. Davila quickly answered back with his 7th TD of the night, a bomb to White. The ensuing Barnstormers possession nearly ended with a turnover on downs, but that was negated after a pass interference call on 4th down. The Barnstormers turned that opportunity into a TD on the very next play, but still trailed by 7. The Rattlers would move the ball down field and eat a chunk off the clock, but failed to score once they were inside the Red Zone, and turned it over on downs.

With just under 4 minutes remaining, Iowa took over inside their own 5-yard line. The Barnstormers moved into Rattlers territory with just under a minute to go, and Arizona needed another big stop by their defense. They got it when Dukes put a hit on Raterink that sent the crowd into pandemonium. That play sent Raterink to the floor, and the ball rolled across the field, and was recovered by McCullough. The Rattlers ran out the clock, and walked off with the win still atop the leader boards, 55-48.

GAME 13: JUNE 9, 2012, VS. IOWA BARNSTORMERS



STADIUM

US Airways Center

ATTENDANCE

7,607

KICKOFF TIME

7:04

END OF GAME

9:34

TOTAL ELAPSED TIME

2:30

REFEREE

Strimling, S.

UMPIRE

Stewart, R.

LINESMAN

Dornan, M.

LINE JUDGE

Love, J.

BACK JUDGE

Kennethf, R.

SIDE JUDGE

Wadlow, P.

SCORER

Heck, S.

SCORING SUMMARY

1ST 12:02 ARI MANNING, Bret 1 yd run (GOULD, Chris kick failed) 5 plays, 37 yards, TOP 2:58 0 - 6
 06:22 ARI REED, Kerry 15 yd pass from DAVILA, Nick (GOULD, Chris kick) 2 plays, 38 yards, TOP 1:21 0 - 13
 04:35 IOW TAYLOR, Collin 45 yd pass from RATERINK, J.J. (CAMAY, Craig kick) 2 plays, 45 yards, TOP 1:09 7 - 13

2ND 14:53 ARI HARVEY, Trandon 10 yd pass from DAVILA, Nick (GOULD, Chris kick) 7 plays, 44 yards, TOP 3:57 7 - 20
 09:26 IOW SCHMIDT, Jesse 14 yd pass from RATERINK, J.J. (CAMAY, Craig kick) 7 plays, 38 yards, TOP 4:48 14 - 20
 04:23 IOW THOMAS, Marco 1 yd run (CAMAY, Craig kick) 5 plays, 33 yards, TOP 3:04 21 - 20
 01:42 ARI HARVEY, Trandon 5 yd pass from DAVILA, Nick (GOULD, Chris kick) 4 plays, 36 yards, TOP 2:03 21 - 27
 00:13 ARI HARVEY, Trandon 12 yd pass from DAVILA, Nick (GOULD, Chris kick) 4 plays, 49 yards, TOP 0:29 21 - 34

3RD 11:50 IOW THOMAS, Marco 5 yd pass from RATERINK, J.J. (CAMAY, Craig kick) 5 plays, 45 yards, TOP 3:10 28 - 34
 07:55 ARI REED, Kerry 12 yd pass from DAVILA, Nick (GOULD, Chris kick) 5 plays, 40 yards, TOP 3:15 28 - 41
 05:21 IOW SCHMIDT, Jesse 40 yd pass from RATERINK, J.J. (CAMAY, Craig kick) 3 plays, 45 yards, TOP 1:53 35 - 41
 04:03 ARI HARVEY, Trandon 23 yd pass from DAVILA, Nick (GOULD, Chris kick) 1 play, 23 yards, TOP 0:35 35 - 48

4TH 14:08 IOW SCHMIDT, Jesse 8 yd pass from RATERINK, J.J. (CAMAY, Craig kick failed) 6 plays, 41 yards, TOP 4:11 41 - 48
 13:10 ARI WHITE, Markee 30 yd pass from DAVILA, Nick (GOULD, Chris kick) 1 play, 30 yards, TOP 0:29 41 - 55
 08:30 IOW THOMAS, Marco 11 yd pass from RATERINK, J.J. (CAMAY, Craig kick) 5 plays, 35 yards, TOP 4:10 48 - 55

	IOW	ARI
FIRST DOWNS	20	21
NET YARDS RUSHING	7	34
NET YARDS PASSING	311	330
Completions-Attempts-Int	27-42-1	24-29-0
TOTAL OFFENSE YARDS	318	364
Fumbles: Number-Lost	1-1	2-1
Penalties: Number-Yards	5-35	7-56
KICKOFFS-YARDS	8-448	8-454
Kickoff returns		
Number-Yds-TD	0-0-0	1-2-0
Interceptions		
Number-Yds-TD	0-0-0	2-23-0
Fumble Returns		
Number-Yds-TD	0-0-0	0-0-0
Possession Time	34:17	25:43
Third-Down Conversions	2 of 6	1 of 5
Fourth-Down Conversions	2 of 3	2 of 3
Red-Zone Scores-Chances	3-5	3-4
Sacks By: Number-Yards	1-6	5-29

RUSHING: (IOW)-Raterink, 1-3; Manuel, 1-3; Thomas, 1-1 (ARI)-Davila, 5-21; Harvey, 1-8; Reed, 2-4; Manning, 3-1

PASSING: (IOW)-Raterink, 27-42-1-340; Team 0-0-0-minus 29 (ARI)-Davila, 24-29-0-336; Team 0-0-0-minus 6

RECEIVING: (IOW)-Schmidt 10-161; Thomas, 10-92; Taylor, 7-87 (ARI)-White, 9-161; Harvey, 8-104; Reed, 6-67; Floyd, 1-4.

INTERCEPTIONS: (ARI)-Mccullough, 1-2

FUMBLES: (IOW)-Raterink, 1-1(ARI)-Davila, 2-1

SACKS (UA-A): (IOW)-Gnat, 1-0 (ARI)-Dukes, 3-0; Pittman, 1-0; Hawthorne, 1-0

TACKLES (UA-A): (IOW)-Simpson, 8-1; Mcglenn, 5-5; Pegues, 6-2; Gnat, 4-0; Glanton, 2-1; Johnson, 2-0; Mincey, 2-0; Thomas, 1-1; Carter, 1-0; Linnenkohl, 0-1; Camay, 0-1 (ARI)-Gray, 8-0; Floyd, 6-0; Brown, 5-2; Dukes, 4-0; Mccullough, 2-2; Rogers, 1-0; Dillon, 1-0; Glasper, 1-0; White, 1-0; Hawthorne, 1-0; Pittman, 1-0; Anderson, 0-1; Gould, 0-1

GAME 14: JUNE 22, 2012, AT MILWAUKEE MUSTANGS



ARI 52
MKE 37

SCORES BY QUARTER

	1	2	3	4	SCORE
ARI	14	10	14	14	52
MKE	6	10	14	7	37

RATTLERS BEAT MUSTANGS AT BRADLEY CENTER

MILWAUKEE, WI—The Arizona Rattlers returned to action after an extended 13 day layoff due to a bye week. After showing some signs of rust in the first half, the Rattlers found a way to grind out another road victory in the Bradley Center while on the road against the Milwaukee Mustangs. It is a given that Arizona General Manager and Head Coach Kevin Guy expects his troops to play at a high level regardless of the circumstances or environment. Tonight was no different. “A win is a win...it wasn’t pretty but we’ll take it. We need to play a more disciplined brand of football. That’s what it is going to take.” There is still work to do and improvements to be made but the Rattlers ran their win streak to six straight games. They have also won 8 out of their last 10 contest and they have done so against all comers at home or as was the case tonight, on the road.

The night’s match up against the Milwaukee Mustangs was an important game for both teams. The Mustangs needed this win to keep their playoff dreams going and the Arizona Rattlers needed it to keep the San Antonio Talons from taking their top spot in the AFL Power Rankings. The Rattlers and Mustangs have already faced off once this season in March where the Mustangs had a close loss. They were looking to prove themselves in this shoot out. The Rattlers took possession of the ball after the opening kick was returned by recently named AFL Ironman of the Month, TRANDON HARVEY. Harvey has really stepped into the role left behind by MAURICE PURIFY who has missed his second straight game. Harvey finished the day with 6 receptions for 110 yards and a touchdown. As has been the case recently the Rattlers struck fast. The collection of receiving talent and depth was demonstrated again tonight, early and often as evident from the first play of scrimmage when Rattlers QB Nick Davila (25-30-320-3/2) hit KERRY REED (7 recs for 88 yds) for a huge gain that took the Rattlers down to the Mustang 1 yard line. After a bit of sputtering Rattlers WR MARKEE WHITE (7 rec for 55yds & 2 TDs) snatched a 4th down pass from Davila for the first TD of the game. A successful PAT by CHRIS GOULD gave the Rattlers a quick 7-0 lead. Milwaukee immediately began their offensive attack and answered with their own touchdown when Mustang QB Gino Guidugli, who finished the night 14 of 30 for 245 yards with 4 Tds & 3 INTs, sailed a 38 yard pass into the end zone and the awaiting arms of receiver Dwayne Eley Jr. However Milwaukee failed to capitalize on the PAT and the score stood at 7-6. Davila and the Rattlers quickly struck back. Reed made a one handed circus grab that placed the ball inside of the Mustang inside the 15 yard line. Reed’s one-handed grab & run paved the way for another Rattler strike after Davila connected with MARKEE WHITE for the second Rattlers touchdown. Another PAT later and Arizona had an eight point lead at 14-6. The Mustangs received stellar play in their return game all night. They finished the contest with a hefty 119 yards in returns. Regardless of the special team effort Guidugli and the Mustangs failed to convert after the Rattlers All-Everything DB VIRGIL GRAY helped to snuff out the Mustang drive with an interception in the end zone to end the Milwaukee offensive threat.

The game moved to the second quarter with the Rattlers leading 14-6 and in possession of the rock following the Gray interception. However, after a few attempts to get in the end zone the Mustangs ended the Arizona run with an interception of their own from Marcus Everett. Despite the turnover, the Rattlers, who have seen a surge in their pass rush over the past several weeks, held strong and forced a Mustang field goal bringing the score to 14-9. The Rattlers answered back with a series of quick hits that ended in a rare Nick Davila rushing touchdown to push the Rattlers lead to 21-9. A few short plays later Mustang QB Guidugli attempted a pass that ended up bouncing off a referee directly into the hands of LB TYRE GLASPER and the Rattlers were back in business. Unfortunately, on the very next play Davila was intercepted by the Ryan McFoy of the Mustangs with 41 seconds left on the clock.

Milwaukee WR Andrae Thurman (3-19-1) caught a wide open pass off of a great route and lunged into the end zone. The kick was good leaving the score at 21-16. Harvey returned the ensuring kickoff to the 22 yard line but the Rattlers failed to end it in a touchdown. Instead, the first half ended with a Gould 18 yd FG and a 24-16 halftime lead. The Mustangs started the 3rd quarter with the ball and quickly moved it down the field ending in another Thurman touchdown and bringing the game within reach with a stop and a Mustang score. Milwaukee decided to gamble with an onside kick, but it back fired as the Rattlers Glasper snatched the kick out of mid air and rumbled into the end zone with his first touchdown of the year. Gould added another PAT and all of a sudden the Rattlers were back in control, 31-23. The Mustangs struck back with a highlight reel catch by Jared Jenkins that was impossible to truly see as his momentum took him over the wall, but the reception and touchdown trimmed Arizona’s lead to within a point at 31-30. The Mustangs defense persisted in pressuring Davila but a quick pass to FB ODIE ARMSTRONG brought in another Rattler touchdown. The 3rd quarter came to a halt at 38-30 with a successful kick by Gould.

The fourth quarter began with the most valuable asset any AFL defense can have...a stop of the opposing offense which forced the Mustangs to turn the ball over on downs. Shortly afterward, Harvey grabbed another nitro fueled pass from Davila for his only receiving touchdown of the night. Gould and the Rattlers PAT team did their job and just that quick Arizona surged ahead by 15 points.

After another stellar Mustangs return, Guidugli and his crew countered with another touchdown. This set the score to 45-37. After a controversial onside kick call, Davila plunged into the end zone for his second rushing TD of the night. The Mustangs had one more chance to make it close but were disappointed after another Gray interception killed their hopes for a wild comeback.

Arizona moved into the victory position and Davila ran the clock down with a series of QB keepers and sneaks to seal the victory with a 52-37 win. The Rattlers got the big play when they needed it from a pesky Milwaukee club to keep their top spot in the Western Conference and continue towards their goal of home-field advantage in the National Conference Playoffs.

GAME 14: JUNE 22, 2012, AT MILWAUKEE MUSTANGS



STADIUM

Bradley Center

ATTENDANCE

4,899

KICKOFF TIME

7:05

END OF GAME

9:42

TOTAL ELAPSED TIME

2:37

REFEREE

Smith, L.

UMPIRE

Colosimo, R.

LINESMAN

Saalfeld, K.

LINE JUDGE

Goering, C.

BACK JUDGE

Johnson, J.

SCORER

Fagan, J.

SCORING SUMMARY

- 1ST** 11:55 ARI WHITE, Markee 1 yd pass from DAVILA, Nick (GOULD, Chris kick) 5 plays, 43 yards, TOP 3:05 7 - 0
 10:14 MKE ELEY JR, Dwayne 38 yd pass from GUIDUGLI, Gino (MARTINEZ, Jose kick failed) 1 play, 48 yards, TOP 1:14 7 - 6
 05:49 ARI WHITE, Markee 10 yd pass from DAVILA, Nick (GOULD, Chris kick) 5 plays, 45 yards, TOP 4:25 14 - 6
- 2ND** 05:45 MKE MARTINEZ, Jose 23 yd field goal 10 plays, 32 yards, TOP 7:50 14 - 9
 03:15 ARI DAVILA, Nick 1 yd run (GOULD, Chris kick) 5 plays, 41 yards, TOP 2:30 21 - 9
 00:30 MKE THURMAN, Andrae 37 yd pass from GUIDUGLI, Gino (MARTINEZ, Jose kick) 2 plays, 37 yards, TOP 0:11 21 - 16
 00:00 ARI GOULD, Chris 18 yd field goal
- 3RD** 13:47 MKE THURMAN, Andrae 22 yd pass from GUIDUGLI, Gino (MARTINEZ, Jose kick) 2 plays, 39 yards, TOP 1:13 24 - 23
 12:58 ARI GLASPER, Tyre 8 yd kickoff return (GOULD, Chris kick) 31 - 23
 06:42 MKE JENKINS, Jared 16 yd pass from GUIDUGLI, Gino (MARTINEZ, Jose kick) 7 plays, 40 yards, TOP 6:16 31 - 30
 00:07 ARI ARMSTRONG, Odie 2 yd run (GOULD, Chris kick) 9 plays, 47 yards, TOP 6:35 38 - 30
- 4TH** 08:17 ARI HARVEY, Trandon 30 yd pass from DAVILA, Nick (GOULD, Chris kick) 3 plays, 43 yards, TOP 2:20 45 - 30
 05:35 MKE LAWRENCE, Justi 1 yd run (MARTINEZ, Jose kick) 3 plays, 28 yards, TOP 2:42 45 - 37
 03:02 ARI DAVILA, Nick 1 yd run (GOULD, Chris kick) 3 plays, 14 yards, TOP 2:33 52 - 37

	ARI	MKE
FIRST DOWNS	21	17
NET YARDS RUSHING	6	38
NET YARDS PASSING	320	245
Completions-Attempts-Int	25-35-2	14-30-3
TOTAL OFFENSE YARDS	326	283
Fumbles: Number-Lost	0-0	0-0
Penalties: Number-Yards	12-85	5-25
KICKOFFS-YARDS	8-452	5-279
Kickoff returns		
Number-Yds-TD	6-86-1	7-119-0
Interceptions		
Number-Yds-TD	3-16-0	2-14-0
Fumble Returns		
Number-Yds-TD	0-0-0	0-0-0
Possession Time	27:56	32:04
Third-Down Conversions	1 of 5	4 of 7
Fourth-Down Conversions	1 of 1	0 of 1
Red-Zone Scores-Chances	6-7	3-46
Sacks By: Number-Yards	0-0	0-0

RUSHING: (ARI)-Davila, 5-4; Armstrong, 4-2 (MKE)-Thurman, 3-19; Tow-Arnett, 2-9; Eley jr, 1-8; Guidugli, 1-1; Lawrence, 3-1.

PASSING: (ARI)-Davila, 25-35-2-320 (MKE)-Guidugli, 14-30-3-245

RECEIVING: (ARI)-Reed, 7-88; White, 7-55; Harvey, 6-110; Geathers, 4-56; Armstrong, 1-11 (MKE)-Eley Jr, 6-94; Thurman, 5-100; Jenkins, 3-51

INTERCEPTIONS: (ARI)-Gray, 2-0; Glasper, 1-16 (MKE)-Everett, 1-14; Mcfoy, 1-0

FUMBLES: (ARI)-None (MKE)-None

SACKS (UA-A): (ARI)-None (MKE)-None

TACKLES (UA-A): (ARI)-Gray, 5-2; Brown, 4-1; Floyd, 4-0; Glasper, 2-0; Booker, 1-2; Dukes, 1-1; Pittman, 1-0; Rogers, 1-0; Anderson, 1-0; Mccullough, 1-0; Gould, 1-0; White, 1-0; Reed, 1-0 (MKE)-Mcfoy, 11-2; Love, 7-0; Jackson, 2-0; Lefall, 2-0; Lawrence, 1-1; Vasquez, 0-3; Eley Jr, 1-0; Thurman, 1-0; Tow-Arnett, 1-0; Johnson, 0-1; Everett, 0-1

GAME 15: JUNE 29, 2012, AT SPOKANE SHOCK



ARI 61
SPO 35

RATTLERS POST BIG ROAD VICTORY AGAINST SPOKANE

SPOKANE, WA—Coming into this weekend's game, the Arizona Rattlers wanted to set the tone for the home stretch of the season. With a division title in their sight and home-field advantage in the playoffs still very much a possibility, the Rattlers looked to stay on pace for the National Conference Western Division title. To do so, they'd have to go through the Spokane Shock in their own house. Reigning league MVP NICK DAVILA would look to take advantage of the AFL's worst ranked pass defense.

SCORES BY QUARTER

	1	2	3	4	SCORE
ARI	14	26	14	7	61
SPO	7	7	7	14	35

The Rattlers special teams unit made sure the team started off hot by returning the games opening kickoff 34 yards to midfield. Three plays later, Davila opened up the game's scoring by finding TRANDON HARVEY for a 25-yard touchdown to make it a 7-0 game. After the Shock countered with their own kickoff return to midfield, four plays led to quarterback Kyle Rowley finding Adron Tennell for a five yard touchdown, evening up the score at seven a piece. That's the last the Shock offense would be heard from for quite a while. The Rattlers started their next drive at their own 5 yard line but found the end zone again after a six play drive. This time it was Davila hooking up with MARKEE WHITE for 4 yards, giving the Rattlers a 14-7 edge. The team wouldn't look back from there. On the Shock's ensuing drive, Arkeith Brown intercepted an end zone pass by Rowley and returned it 56 yards for another Rattler touchdown. A missed extra point put the Rattlers up 20-7 but the defense decided that wasn't enough. KEVIN MCCULLOUGH celebrated his birthday by making a one-handed, acrobatic interception and putting the team in great field position. The offense capitalized after one play with a 29-yard touchdown pass from Davila to KERRY REED. Replacement kicker Craig Ratanamorn missed his second extra point on the night but the team still took a huge 26-7 lead. But the defense didn't stop there. On the Shock's first play of the ensuing drive, Arkeith Brown recorded his second pick of the game.

After Davila led the team to the Shock's 7-yard line, it looked like ODIE ARMSTRONG was taking a handoff from Davila into the end zone. Armstrong fumbled as he got to the 1-yard line but fortunately, Kerry Reed was in the right place at the right time, recovering the fumble in the end zone and giving the Rattlers a 33-7 lead. With 37 seconds left in the first half, a methodical drive by the Shock ended with only their second score of the night. After an unsuccessful onside kick by the Shock, the Rattlers ended the first-half scoring fury with a Davila to JASON GEATHERS touchdown pass, making the score 40-14.

Starting the second half, the Rattlers defense again made sure they'd be the story of this game. They forced the Shock offense into a turnover on downs, which ended with the defensive line putting heavy pressure on Rowley and getting a hand on his fourth down pass. Jason Geathers ruled the following offensive drive, recording two catches, and capping it off with a two-yard touchdown run, putting the Rattlers up 47-14.

McCullough continued the defensive onslaught with his second interception of the night, which led to a 13-yard touchdown run by Armstrong. The team was running away with the game at that point, leading 54-17. But the Shock offense would have a definite say in the final outcome of the game. Kyle Rowley capped two drives with touchdown passes, one to Adron Tennell and the other to Steven Black. The Shock then recovered an onside kick, and one play later, the score was all of a sudden 54-35, courtesy of another Rowley to Black touchdown. The Shock successfully completed another onside kick attempt and with 8:34 left in the game, every bit of moment was in their favor.

ARKEITH BROWN wouldn't let his defense go down without him having a say in it. He took things into his own hands by ending the Shock's drive after one play with his third interception of the game. Nick Davila and the offense took a few minutes off the game clock and finished off the game's scoring with a 9-yard touchdown pass to White. MARQUIS FLOYD wrapped up the defense's field day with its sixth interception on the Shock's next drive.

With the 61-35 victory over the Spokane Shock, the Rattlers improve their season record to 12-3 and will look ahead to next week's game at home against the Utah Blaze. The Utah contest is set to potentially be the Rattlers division clinching game if Arizona can close the door. A Rattlers victory should secure home field advantage throughout the playoff as the number one seed from the National Conference, giving the franchise their second straight divisional championship!

GAME 15: JUNE 29, 2012, AT SPOKANE SHOCK



STADIUM

Veterans Arena

ATTENDANCE

KICKOFF TIME

8:05

END OF GAME

10:40

TOTAL ELAPSED TIME

2:35

REFEREE

Hoculi, S.

UMPIRE

Campbell, S.

LINESMAN

Richards, M.

LINE JUDGE

Livingston, M.

BACK JUDGE

Reynard, C.

SIDE JUDGE

Robinson, M.

SCORER

Hall/Geo

SCORING SUMMARY

1ST 13:02 ARI HARVEY, Trandon 25 yd pass from DAVILA, Nick (RANTANAMORN, Cr kick) 3 plays, 25 yards, TOP 1:58 7 - 0
 08:12 SPO TENNELL, Adron 5 yd pass from ROWLEY, Kyle (SPENCER, Kenny kick) 6 plays, 41 yards, TOP 3:59 7 - 7
 04:04 ARI WHITE, Markee 4 yd pass from DAVILA, Nick (RANTANAMORN, Cr kick) 5 plays, 45 yards, TOP 3:15 14 - 7

2ND 14:46 ARI BROWN, Arkeith 56 yd interception return (RANTANAMORN, Cr kick failed) 20 - 7
 12:49 ARI REED, Kerry 29 yd pass from DAVILA, Nick (RANTANAMORN, Cr kick failed) 1 play, 29 yards, TOP 0:20 26 - 7
 07:30 ARI REED, Kerry 3 yd run (RANTANAMORN, Cr kick) 3 plays, 47 yards, TOP 2:25 33 - 7
 00:35 SPO SOLOMON, Jerrer 4 yd pass from ROWLEY, Kyle (SPENCER, Kenny kick) 11 plays, 46 yards, TOP 6:16 33 - 14
 00:22 ARI GEATHERS, Jason 3 yd pass from DAVILA, Nick (RANTANAMORN, Cr kick) 3 plays, 9 yards, TOP 0:12 40 - 14

3RD 10:59 ARI GEATHERS, Jason 2 yd run (RANTANAMORN, Cr kick) 3 plays, 32 yards, TOP 1:37 47 - 14
 04:16 ARI ARMSTRONG, Odie 14 yd run (RANTANAMORN, Cr kick) 4 plays, 31 yards, TOP 2:08 54 - 14
 00:59 SPO TENNELL, Adron 14 yd pass from ROWLEY, Kyle (SPENCER, Kenny kick) 4 plays, 36 yards, TOP 2:26 54 - 21

4TH 09:36 SPO BLACK, Steven 23 yd pass from ROWLEY, Kyle (SPENCER, Kenny kick) 3 plays, 36 yards, TOP 1:35 54 - 28
 08:49 SPO BLACK, Steven 27 yd pass from ROWLEY, Kyle (SPENCER, Kenny kick) 1 play, 37 yards, TOP 0:19 54 - 35
 04:54 ARI WHITE, Markee 9 yd pass from DAVILA, Nick (RANTANAMORN, Cr kick) 4 plays, 47 yards, TOP 3:06 61 - 35

	ARI	PHI
FIRST DOWNS	19	24
NET YARDS RUSHING	34	0
NET YARDS PASSING	247	326
Completions-Attempts-Int	18-27-0	33-51-6
TOTAL OFFENSE YARDS	281	326
Fumbles: Number-Lost	3-2	1-0
Penalties: Number-Yards	10-57	12-88
KICKOFFS-YARDS	10-563	4-180
Kickoff returns		
Number-Yds-TD	4-49-0	11-259-0
Interceptions		
Number-Yds-TD	6-112-1	0-0-0
Fumble Returns		
Number-Yds-TD	0-0-0	0-0-0
Possession Time	26:23	48:37
Third-Down Conversions	3 of 4	6 of 9
Fourth-Down Conversions	0 of 1	0 of 2
Red-Zone Scores-Chances	5-6	2-5
Sacks By: Number-Yards	2-7	0-0

RUSHING: (ARI)-Armstrong, 4-24; Reed, 1-8; Geathers, 1-2 (SPO)-King, 2-1; Tennell, 1-1; Moore, 1-minus 2

PASSING: (ARI)-Davila, 18-27-0-247 (SPO)-Rowley, 29-45-5-303; Boltus, 4-6-1- 30; Team 0-0-0-minus 7

RECEIVING: (ARI)-Geathers, 7-99; Reed, 6-69; Harvey, 2-45; White, 2-13; Rogers, 1-21 (SPO)-Soloman, 12-122; Tennell, 12-113; Black, 8-103; Ma Sun, 1-minus 5

INTERCEPTIONS: (ARI)-Brown, 3-70; Mccullough, 2-23; Floyd, 1-19

FUMBLES: (ARI)-Brown, 3-70; Mccullough, 2-23; Floyd, 1-19

SACKS (UA-A): (ARI)-Dukes, 1-0

TACKLES (UA-A): (ARI)-Gray, 7-1; Floyd, 7-0; Brown, 5-1; Anderson, 5-1; Mccullough, 5-0; Dukes, 3-0; Hawthorne, 3-0; Glasper, 1-1; Pittman, 1-0; Geathers, 1-0; Reed, 1-0; White, 0-2 (SPO)-Ealy, 6-1; Stoudamire, 4-0; Stephens, 3- 1; Soloman, 2-0; Tennell, 1-0; Ferguson, 1-0; Ruffin, 1-0; Tevega, 1-0; Tucker, 1-0; Geathers, 0-1; Moore, 0-1



UTH 62
ARI 49

THE WILD, WILD, WEST...

SCORES BY QUARTER

	1	2	3	4	SCORE
UTH	13	28	14	7	62
ARI	14	14	7	14	49

PHOENIX, AZ—This meeting between the visiting Utah Blaze and Arizona Rattlers had the makings of a good old western showdown. The Blaze showed up bolstering a team ranked number one in total offense, while the Rattlers sit just two spots below them in third. The shootout in the Snake Pit tonight was reminiscent of the one at the O.K. Corral, except this time it was Rattlers QB NICK DAVILA (19-35, 316 yds, 4 TD, 2 INT) facing off against Blaze QB Tommy Grady (20-33, 184 yds, 7 TD), and there were 8,381 people to watch it happen.

The first quarter was not exactly what most people were expecting. The touchdowns came from the ground game and special teams. Rattlers RB ODIE ARMSTRONG (10 yds, 2 TD) found the end zone twice, and Blaze QB Grady rushed one in as well. The Rattlers then tried to sneak an onside kick by the Blaze, but K CHRIS GOULD'S attempt bounced a little too high, and was returned by LB Antwan Marsh for a TD. It was now Davila's turn to bring the offense back on the field to make up for the special teams mishap, but instead Blaze DB David Hyland jumped a route and picked off Davila. The Blaze took over inside the Rattlers territory, and the quarter soon came to an end with the Rattlers leading 14-13.

The Blaze had possession to start the second quarter, and then the shootout began. Grady hit WR Tysson Poots (9 Rec, 63 yds, 4 TD) for his first passing TD of the night. Davila quickly answered back with a toss to an unlikely target, LG Sir Vincent Rogers (1 rec, 45 yds, 1 TD), for a 45-yard touchdown. The scoring continued as Grady hit his second target of the night, WR Jeremy Kelley (3 Rec, 47 yds, 2 TD), from 34 yards out. Davila was ready to deliver the Rattlers next blow, but a miscue lead to Blaze DB Will Mulder intercepting the pass at the Rattlers 13 yard line. The Rattlers defense was putting tremendous pressure on Grady, but that didn't affect him much, as he would find an open WR Aaron LeSue (5 rec, 51 yds, 1 TD) for another score to increase the Utah lead to 34-21. The Rattlers were going to have to do something to stay in this game, and with 39 seconds left in the half Davila dumped it off to OL JOHN BOOKER for a 1 yard touchdown pass, to cut the lead to 34-28. After another failed onside kick by the Rattlers, Grady found Poots once again as they increased their lead heading into half time, 41-28.

The third quarter was fast, if you blinked you might have missed it. The Blaze and Rattlers combined for a total of three touchdowns; two of those were tossed by Grady. The Rattlers lone touchdown in the third quarter came on a short 3 yard pass from Davila to WR KERRY REED (5 rec, 77 yds, 1 TD). At the end of the third quarter, the Blaze held a 20-point lead, 55-35.

It was time for the Rattlers to start thinking about how they were going to erase a 20-point lead with just 15 minutes left on the clock. The first thing Davila did was find WR MAURICE PURIFY (7 rec, 130 yds, 1 TD) for a TD to start the comeback attempt. The onside attempt was unsuccessful, and Grady made them pay once again, when he found Poots for his fourth receiving TD of the night. It appeared as if the Rattlers were going to try to pull some fourth quarter heroics after Davila rushed for a TD with just over nine minutes left in the game. Once again the Rattlers failed to recover the onside kick. This time, their defense was able to force a turnover on downs giving the Rattlers another shot to get the deficit within six. On fourth and goal late in the fourth quarter, Davila hit Purify at the 2-yard line, but he would be denied the end zone. The Blaze took over, ran out the clock, and walked away with the win, 62-49. The Rattlers are now 12-4 and still remain in first place in the Western Division. Next week, the team travels to San Antonio to take on the Talons in a game with serious playoff ramifications.

GAME 16: JULY 6, 2012, VS. UTAH BLAZE



STADIUM

US Airways Center

ATTENDANCE

8,381

KICKOFF TIME

7:03

END OF GAME

9:39

TOTAL ELAPSED TIME

2:36

REFEREE

Kemp, A.

UMPIRE

Feaster, E.

LINESMAN

Richards, M.

LINE JUDGE

Engleberts, P.

BACK JUDGE

Robinson, M.

SIDE JUDGE

Griffith, C.

SCORER

Heck, S.

SCORING SUMMARY

- 1ST** 12:22 ARI ARMSTRONG, Odie 3 yd run (GOULD, Chris kick) 5 plays, 47 yards, TOP 2:38 0 - 7
 06:55 UTA GRADY, Tommy 7 yd run (BROTZMAN, Kyle kick failed) 8 plays, 45 yards, TOP 4:47 6 - 7
 03:35 ARI ARMSTRONG, Odie 1 yd run (GOULD, Chris kick) 4 plays, 47 yards, TOP 2:41 6 - 14
 02:48 UTA MARSH, Antwan 9 yd kickoff return (BROTZMAN, Kyle kick) 13 - 14
- 2ND** 13:20 UTA POOTS, Tysson 6 yd pass from GRADY, Tommy (BROTZMAN, Kyle kick) 4 plays, 18 yards, TOP 2:34 20 - 14
 12:04 ARI ROGERS, Sir Vin 45 yd pass from DAVILA, Nick (GOULD, Chris kick) 1 play, 45 yards, TOP 0:32 20 - 21
 05:42 UTA KELLEY, Jeremy 34 yd pass from GRADY, Tommy (BROTZMAN, Kyle kick) 8 plays, 45 yards, TOP 5:30 27 - 21
 02:44 UTA LESUE, Aaron 17 yd pass from GRADY, Tommy (BROTZMAN, Kyle kick) 3 plays, 13 yards, TOP 1:44 34 - 21
 00:39 ARI BOOKER, John 1 yd pass from DAVILA, Nick (GOULD, Chris kick) 2 plays, 30 yards, TOP 1:23 34 - 28
 00:26 UTA POOTS, Tysson 6 yd pass from GRADY, Tommy (BROTZMAN, Kyle kick) 3 plays, 8 yards, TOP 0:13 41 - 28
- 3RD** 10:05 UTA POOTS, Tysson 3 yd pass from GRADY, Tommy (BROTZMAN, Kyle kick) 7 plays, 36 yards, TOP 4:55 48 - 28
 05:35 ARI REED, Kerry 4 yd pass from DAVILA, Nick (GOULD, Chris kick) 7 plays, 45 yards, TOP 3:56 48 - 35
 03:50 UTA KELLEY, Jeremy 4 yd pass from GRADY, Tommy (BROTZMAN, Kyle kick) 2 plays, 13 yards, TOP 1:17 55 - 35
- 4TH** 12:50 ARI PURIFY, Maurice 5 yd pass from DAVILA, Nick (ARMSTRONG, Odie rush) 8 plays, 45 yards, TOP 4:59 55 - 43
 12:05 UTA POOTS, Tysson 4 yd pass from GRADY, Tommy (BROTZMAN, Kyle kick) 1 play, 4 yards, TOP 0:29 62 - 43
 09:19 ARI DAVILA, Nick 1 yd run (MURRIETTA, Jason pass failed) 3 plays, 27 yards, TOP 1:57 62 - 49

	UTA	ARI
FIRST DOWNS	16	22
NET YARDS RUSHING	23	15
NET YARDS PASSING	178	316
Completions-Attempts-Int	20-33-0	19-35-2
TOTAL OFFENSE YARDS	201	331
Fumbles: Number-Lost	0-0	0-0
Penalties: Number-Yards	11-55	7-56
KICKOFFS-YARDS	10-560	3-170
Kickoff returns		
Number-Yds-TD	2-27-1	4-91-0
Interceptions		
Number-Yds-TD	2-0-0	0-0-0
Fumble Returns		
Number-Yds-TD	0-0-0	0-0-0
Possession Time	32:49	27:11
Third-Down Conversions	4 of 8	3 of 6
Fourth-Down Conversions	3 of 4	1 of 2
Red-Zone Scores-Chances	6-7	6-7
Sacks By: Number-Yards	0-0	2-6

RUSHING: (UTA)-Grady, 5-12; Stallings, 3-11 (ARI)-Armstrong, 4-10; Reed, 1-5; Davila, 1-1; Geathers, 1-minus 1

PASSING: (UTA)-Grady, 20-33-0-184; Team 0-0-0-minus 6 (ARI)-Davila 19-35-2-316

RECEIVING: (UTA)-Poots, 9-63; Lesue, 5-51; Kelley, 3-47; Kauleinamoku, 3-23 (ARI)-Purify, 7-130; Reed, 5-77; Geathers, 5-63; Rogers, 1-45; Booker, 1-1

INTERCEPTIONS: (UTA)-Hyland, 1-0; Mulder, 1-0

FUMBLES: (UTA)-None (ARI)-None

SACKS (UA-A): (ARI)-Pittman 1-1; Hawthorne, 0-1.

TACKLES (UA-A): (UTA)-Mulder, 6-2; HyaInd, 4-2; Phillips, 3-0; Marsh, 2-0; Lewis, 2-0; Hardwick, 1-0; Kelley, 1-0; Mace, 0-1; Mortensen, 0-1; Brotzman, 0-1; Poots, 0-1 (ARI)-McCullough, 5-2; Brown, 5-2; Purify, 3-0; Hawthorne, 2-2; Pittman, 2-1; Floyd, 1-3; Gray, 1-2; Reed, 1-0; Anderson, 1-0; Glasper, 0-1; Dukes, 0-1

GAME 17: JULY 13, 2012, AT SAN ANTONIO TALONS



ARI 61
SAT 62

SCORES BY QUARTER

	1	2	3	4	SCORE
ARI	17	31	0	13	61
SAT	21	14	13	14	62

NATIONAL GUARD MVP

Aaron Garcia, SAT

RUSSELL ATHLETIC PLAYER OF THE GAME

Jason Willis, SAT

RIDDELL DEFENSIVE PLAYER OF THE GAME

Kenny Fontenette, SAT

JLS IRONMAN OF THE GAME

Stephan Demos, SAT

AFL PLAYMAKER OF THE GAME

Jomo Wilson, SAT

CUTTERS CATCH OF THE GAME

SAT Derek Lee's fourth quarter catch in the end zone

SPALDING HIGHLIGHT OF THE GAME

SAT Dwight Mclean's fourth quarter interception

TALONS DEFEAT RATTLERS IN NAILBITER

SAN ANTONIO, TX—The Talons (14-3) proclaimed their dominance in the League and beat the Rattlers (12-5), 62-61 to extend their winning streak to 11 consecutive victories on Saturday night in the Alamodome.

The two teams first match up this season resulted in a 68-34 Talons' loss on April 22 in Arizona. This win not only reconciles the Talons' former defeat, but secures their No. 1 position in the rankings, and a home-field advantage for the first and second round of the playoff games. "It means a lot to the city and the franchise to be able to host two playoff games here," said LB Jamar Ransom. Arizona totaled 17 penalties for the night costing the Rattlers 126 yards, while San Antonio received 13 penalties totaling 77 yards.

The teams battled back and forth until the last minute of the second quarter when San Antonio fumbled on kick off return, and Arizona returned the ball for a touchdown to bring the score to 35-45. The Talons then missed a field goal attempt leaving no time left on the clock, but a penalty during that play gave Arizona the ball back for one additional down. The Rattlers' kicker, CHRIS GOULD, kicked a 19-yard field goal to bring the score to 35-48 going into half time.

The Talons answered back in the third quarter with back-to-back touchdowns. San Antonio's defense held Arizona from scoring a single point for the entire quarter. Wes Mauia tallied another sack for the season against quarterback NICK DAVILA, who threw for five touchdowns, 313 yards, and two interceptions. San Antonio's defense was essential in the last quarter of the game with interceptions by Dwight Mclean and another by Kenny Fontenette, Riddell Defensive Player of the Game.

The game's nail-biter ending came as San Antonio missed their second field goal attempt of the night. Arizona received the ball and quickly marched the down field for a touchdown to bring the score to 62-61. The Rattlers' attempted a two-point conversion to tie the game, but was stopped by the Talons defense. San Antonio received the ball and ran one final play up the middle of the field to let the clock expire and lock up the win.

"In this game of arena football and in as many years as I've been a part of it, I've been in a lot of battles similar to this," said QB Aaron Garcia. "But with the significance of playing for home field advantage here in San Antonio in our first year here, that made this win tonight extra special." Garcia, National Guard MVP of the game, threw for seven touchdowns, 307 yards and one interception. Garcia spread plays to multiple receivers. Jason Willis, Russell Athletic Offensive Player of the Game, had three touchdowns, Derek Lee had one touchdown, Jomo Wilson, AFL Playmaker of the Game, had two touchdowns and Tank Cook had one touchdown.

GAME 17: JULY 13, 2012, AT SAN ANTONIO TALONS



STADIUM

Alamodome

ATTENDANCE

8,253

KICKOFF TIME

7:35

END OF GAME

10:33

TOTAL ELAPSED TIME

2:58

REFEREE

Strimling, S.

UMPIRE

Brown, S.

LINESMAN

Fucik, G.

LINE JUDGE

Rogers, B.

BACK JUDGE

Corpora, J.

SIDE JUDGE

Wagner, W.

SCORING SUMMARY

1ST 12:43 SAT WILLIS, Jason 17 yd pass from GARCIA, Aaron (DEMOS, Marc kick) 3 plays, 45 yards, TOP 2:17 0 - 7
 10:59 ARI ROGERS, Sir Vincent 30 yd pass from DAVILA, Nick (GOULD, Chris kick) 2 plays, 30 yards, TOP 1:44 7 - 7
 07:59 ARI BROWN, Arkeith 33 yd interception return (GOULD, Chris kick) 14 - 7
 05:38 SAT WILLIS, Jason 8 yd pass from GARCIA, Aaron (DEMOS, Marc kick) 3 plays, 43 yards, TOP 2:21 14 - 14
 00:37 ARI GOULD, Chris 27 yd field goal 8 plays, 17 yards, TOP 5:01 17 - 14
 00:00 SAT WILSON, Jomo 55 yd kickoff return (DEMOS, Marc kick) 17 - 21

2ND 12:05 ARI GEATHERS, Jason 12 yd pass from DAVILA, Nick (GOULD, Chris kick) 4 plays, 25 yards, TOP 2:55 24 - 12
 09:42 SAT WILLIS, Jason 34 yd pass from GARCIA, Aaron (DEMOS, Marc kick) 3 plays, 34 yards, TOP 2:23 24 - 28
 05:57 SAT COOK, Chad 21 yd pass from GARCIA, Aaron (DEMOS, Marc kick) 4 plays, 43 yards, TOP 3:03 24 - 35
 02:47 ARI DAVILA, Nick 1 yd run (GOULD, Chris kick) 4 plays, 47 yards, TOP 3:10 31 - 35
 00:27 ARI ARMSTRONG, Odie 1 yd run (GOULD, Chris kick) 3 plays, 6 yards, TOP 0:28 38 - 35
 00:20 ARI REED, Kerry 9 yd pass from DAVILA, Nick (GOULD, Chris kick) 1 play, 9 yards, TOP 0:07 45 - 35
 00:00 ARI GOULD, Chris 19 yd field goal 1 play, 0 yards, TOP 0:01 48 - 35

3RD 09:09 SAT RANSOM, Jamar 1 yd run (DEMOS, Marc kick) 5 plays, 13 yards, TOP 3:34 48 - 42
 1:54 SAT WILSON, Jomo 9 yd pass from GARCIA, Aaron (DEMOS, Marc kick failed) 1 play, 9 yards, TOP 0:18 48 - 48

4TH 10:31 SAT WILSON, Jomo 4 yd pass from GARCIA, Aaron (DEMOS, Marc kick) 5 plays, 48 yards, TOP 3:49 48 - 55
 07:30 SAT LEE, Derek 24 yd pass from GARCIA, Aaron (DEMOS, Marc kick) 2 plays, 44 yards, TOP 1:13 48 - 62
 01:46 ARI PURIFY, Maurice 2 yd pass from DAVILA, Nick (GOULD, Chris kick) 9 plays, 43 yards, TOP 5:44 55 - 62
 00:13 ARI PURIFY, Maurice 10 yd pass from DAVILA, Nick (DAVILA, Nick pass failed) 5 plays, 44 yards, TOP 0:31 61 - 62

	ARI	SAT
FIRST DOWNS	24	23
NET YARDS RUSHING	2	6
NET YARDS PASSING	311	301
Completions-Attempts-Int	29-48-2	21-35-1
TOTAL OFFENSE YARDS	313	307
Fumbles: Number-Lost	2-2	1-1
Penalties: Number-Yards	17-126	13-77
KICKOFFS-YARDS	7-398	10-546
Kickoff returns		
Number-Yds-TD	8-109-0	5-112-1
Interceptions		
Number-Yds-TD	1-33-1	2-1-0
Fumble Returns		
Number-Yds-TD	0-0-0	1-4-0
Possession Time	34:36	25:24
Third-Down Conversions	3 of 5	2 of 6
Fourth-Down Conversions	0 of 1	1 of 3
Red-Zone Scores-Chances	7-8	4-6
Sacks By: Number-Yards	1-6	1-2

RUSHING: (ARI)-Armstrong, 4-4; Davila, 2-minus 2 (SAT)-Cook, 3-4; Ransom, 2-2

PASSING: (ARI)-Davila, 29-48-2-313; Team 0-0-0-minus 2 (SAT)-Garcia, 21-35-1-307; Team 0-0-0-minus 6

RECEIVING: (ARI)-Purify, 17-185; Reed, 5-50; Geathers, 4-25; Rogers, 2-43; Booker, 1-10 (SAT)-Willis, 13-183; Lee, 4-70; Wilson, 3-33; Cook, 1-21

INTERCEPTIONS: (ARI)-Brown, 1-33 (SAT)-Fontenette, 1-2; Holmes, 1-minus 1

FUMBLES: (ARI)-Purify, 1-1; Davila, 1-1 (SAT)-Team, 1-1

SACKS (UA-A): (ARI)-Pittman, 1-0 (SAT)-Maui, 1-0

TACKLES (UA-A): (ARI)-Floyd, 5-3; Gray, 3-1; Mccullough, 1-3; Glasper, 2-0; Armstrong, 2-0; Brown, 1-2; Anderson, 1-2; Carter, 1-1; Hawthorne, 1-0; Purify, 1-0; Reed, 1-0; Pittman, 1-0 (SAT)-Shaw, 10-3; Ransom, 4-3; Mclean, 3-0; Demos, 3-0; Williams, 3-0; Turner, 2-2; Fontenette, 2-1; Maui, 2-0; Sheffield, 1-1; Wilson, 1-0; Holmes, 1-0; Lee, 1-0; Degrate, 0-2

GAME 18: JULY 21, 2012, VS. KANSAS CITY COMMAND



KC 62
ARI 49

SCORES BY QUARTER

	1	2	3	4	SCORE
KC	13	28	14	7	62
ARI	14	14	7	14	49

RATTLERS WRAP UP THE REGULAR SEASON IN DOMINATING FASHION

PHOENIX, AZ—Coming into week 20, the Arizona Rattlers needed to end their two-game skid to get on track for a 2012 playoff run. The Rattlers needed to do their part by winning at home in trying to secure the #2 seed in the National Conference and the chance to host a playoff game in the Snake Pit. Not only would a win help their playoff standings, but they also wanted to show the rest of the league that they are still the dominant team that won seven straight games during the season. To have any chance for another game at home, the Rattlers would have to go through the Kansas City Command.

The Command's first drive had its ups and downs as they converted a fourth and six in Rattlers territory. An endzone pass by former Rattlers quarterback Matt Gutierrez (22-45, 1 TD, 1 INT) was picked off by Rattlers defensive back VIRGIL GRAY, putting an end to the drive. After the Rattlers offense failed to get anything going, the Command got on the board first with a seven-yard touchdown pass from Gutierrez to wide receiver Jackie Chambers (9 Rec, 144 Yds), putting the team up 7-0 with 1:53 left in the first quarter.

The Rattlers offense countered on their next drive. Quarterback NICK DAVILA (25-39, 363 Yds, 7 TD) led the team down the field, and with the first play of the second quarter found wide receiver KERRY REED (8 Rec, 116 Yds, 1 TD) for a 13 yard touchdown, knotting things up at seven apiece. Gray made a huge play on the next defensive drive as he picked off another Gutierrez end zone pass. Gray's interception led to another Rattler touchdown, this time a six-yard hookup between Davila and wide receiver MAURICE PURIFY (7 Rec, 93 Yds, 4 TD). After a missed extra point, the Rattlers led 13-7.

The last six minutes of the first half had plenty of intrigue. The Command scored on a two-yard touchdown run by Chambers, making the score 14-13. The Rattlers offensive then led down to the Command one-yard line. On a quarterback sneak attempt by Davila, he was stripped of the ball and it was returned 49 yards for a score by Command defensive lineman Chris Lyle. The Command led 20-13, with 0:56 left. Davila found JASON GEATHERS (5 Rec, 72 Yds, 1 TD) for a 20-yard touchdown pass, but after a blocked extra point, the Rattlers went into halftime down by one, 20-19.

Opening up the second half with the ball, the Rattlers wasted little time in putting up a score. Davila threw his fourth touchdown to as many receivers, this time a 25-yard hookup with Chris Carter (4 Rec, 71 Yds, 1 TD). Just over two minutes into the half, the Rattlers went up 26-20. After the Command failed to score on their offensive possession, Davila found a wide-open Purify for a 40-yard touchdown, giving the Rattlers a 33-20 lead. A Command missed field goal ended the action in the third quarter.

With the Rattlers getting the ball back, Davila led the team down the field before finding Purify for their third touchdown connection of the night. That brought the score to 40-20 in favor of the Rattlers with 12:44 left in the game. The Rattlers defense forced another turnover on downs for the Command offense. Soon after though, the Command defense gave the team its first points of the second half by sacking Davila for a safety. Down 40-22 with less than six minutes to go, the Command offense got the ball back. After driving as far down as the Rattler 15 yard line, the Rattler defense proved stout again, forcing yet another turnover on downs.

Davila and the Rattler offense gained possession of the ball with 1:42 remaining in the game. To put an exclamation point on the night, Davila found Purify for a fourth time, this time a nine-yard touchdown. That put the final score of the last regular season game at 47-22 in favor of the Rattlers.

The win put the Rattlers final regular season record at 13-5. The team will have to wait for the outcome of the Utah Blaze and Philadelphia Soul matchup on Sunday night to find out what seed they have earned in the National Conference playoffs. The Rattlers will hope for a Blaze loss, which would give them a second consecutive Western Division title and a first-round home playoff game.

GAME 18: JULY 21, 2012, VS. KANSAS CITY COMMAND



STADIUM

US Airways Center

ATTENDANCE

9,166

KICKOFF TIME

7:03

END OF GAME

9:39

TOTAL ELAPSED TIME

2:36

REFEREE

Kemp, A.

UMPIRE

Feaster, E.

LINESMAN

Richards, M.

LINE JUDGE

Engleberts, P.

BACK JUDGE

Robinson, M.

SIDE JUDGE

Griffith, C.

SCORER

Heck, S.

SCORING SUMMARY

1ST 02:26 KCY CHAMBERS, Jacki 7 yd pass from GUTIERREZ, Matt (WILHOIT, James kick) 4 plays, 23 yards, TOP 2:15 7 - 0

2ND 14:55 ARI REED, Kerry 13 yd pass from DAVILA, Nick (GOULD, Chris kick) 3 plays, 47 yards, TOP 1:58 7 - 7
 08:53 ARI PURIFY, Maurice 6 yd pass from DAVILA, Nick (GOULD, Chris kick failed) 4 plays, 45 yards, TOP 2:47 7 - 13
 06:15 KCY CHAMBERS, Jacki 2 yd run (WILHOIT, James kick) 3 plays, 8 yards, TOP 1:59 14 - 13
 00:56 KCY LYLE, Chris 49 yd fumble recovery (WILHOIT, James kick failed) 20 - 13
 00:09 ARI GEATHERS, Jason 20 yd pass from DAVILA, Nick (GOULD, Chris kick blocked) 4 plays, 45 yards, TOP 0:47 20 - 19

3RD 12:36 ARI CARTER, Chris 25 yd pass from DAVILA, Nick (GOULD, Chris kick) 3 plays, 47 yards, TOP 2:24 20 - 26
 07:12 ARI PURIFY, Maurice 40 yd pass from DAVILA, Nick (GOULD, Chris kick) 3 plays, 40 yards, TOP 1:30 20 - 33

4TH 13:17 ARI PURIFY, Maurice 3 yd pass from DAVILA, Nick (GOULD, Chris kick) 7 plays, 45 yards, TOP 3:07 20 - 40
 06:02 KCY KNIGHT, Tyler safety 22 - 40
 00:24 ARI PURIFY, Maurice 9 yd pass from DAVILA, Nick (GOULD, Chris kick) 5 plays, 31 yards, TOP 1:18 22 - 47

	KC	ARI
FIRST DOWNS	14	22
NET YARDS RUSHING	5	18
NET YARDS PASSING	209	356
Completions-Attempts-Int	22-45-2	25-39-0
TOTAL OFFENSE YARDS	214	374
Fumbles: Number-Lost	1-0	1-1
Penalties: Number-Yards	5-24	5-43
KICKOFFS-YARDS	4-230	9-507
Kickoff returns		
Number-Yds-TD	6-148-0	1-13-0
Interceptions		
Number-Yds-TD	0-0-0	2-0-0
Fumble Returns		
Number-Yds-TD	1-49-1	0-0-0
Possession Time	35:44	24:16
Third-Down Conversions	5 of 11	4 of 5
Fourth-Down Conversions	2 of 6	0 of 1
Red-Zone Scores-Chances	2-6	3-4
Sacks By: Number-Yards	1-7	1-4

RUSHING: (KCY)-Chambers, 1-2; Bryant, 2-2; Mann, 1-1; Gutierrez, 1-0; Robinson, 1-0 (ARI)-Armstrong, 2-12; Reed, 1-6; Davila, 1-0

PASSING: (KCY)-Gutierrez, 22-45-2-213; Team, 0-0-0-minus 4 (ARI)-Davila, 25-39-0-363; Team 0-0-0-minus 7

RECEIVING: (KCY)-Chambers, 9-88; Robinson, 6-71; Parker, 6-47; Simpson 1-7 (ARI)-Reed, 8-116; Purify, 7-93; Geathers, 5-72; Carter, 4-71; Armstrong, 1-11

INTERCEPTIONS: (ARI)-Gray, 2-0

FUMBLES: (KCY)-Gutierrez, 1-0 (ARI)-Davila, 1-1

SACKS (UA-A): (KCY)-Knight, 1-0 (ARI)-Hawthorne, 1-0.

TACKLES (UA-A): (KCY)-Neal, 7-1; Barksdale, 4-1; Knight, 3-1; Gilliam, 3-1; Chavis, 2-0; Chavez, 1-1; Davis, 0-1 (ARI)-Brown, 6-4; Gray, 6-0; Mccullough, 3-3; Whitehurst, 2-2; Dukes, 2-1; Floyd, 2-1; Glasper, 1-1; Carter, 1-0; Purify, 1-0; Pittman, 1-0; Hawthorne, 1-0; Reed, 0-1; Dillon, 0-1

QUARTERFINAL PLAYOFF: JULY 28, 2012, VS SAN JOSE SABERCATS



SJS 48
ARI 51

SCORES BY QUARTER

	1	2	3	4	SCORE
SJS	0	14	7	27	48
ARI	14	7	7	23	51

OFFENSIVE PLAYER

Kerry Reed (AZ)

DEFENSIVE PLAYER

Virgil Gray (AZ)

IRONMAN

Chris Gould (AZ)

MVP

Maurice Purify (AZ)

RATTLERS DEMOLISH SHOCK IN QUARTERFINAL PLAYOFF VICTORY

PHOENIX—The Arizona Rattlers (12-2), narrowly defeated the San Jose SaberCats (5-8) on Saturday night (June 18) coming back from a 14-point second half deficit to win 64-57. With the win, Arizona clinched the West Division of the National Conference at the US Airways Center.

QB NICK DAVILA completed 22-of-33 passes for 270 yards and seven touchdowns, finding WR JASON GEATHERS four times in the endzone. Geathers finished the game with eight catches for 73 yards and the game-winning 12-yard touchdown with ten seconds to go in the game.

Also making an impact in the passing game was WR KERRY REED, pulling in four catches for 72 yards and two touchdowns. WR ROD WINDSOR paid dividends by grabbing a clutch two-point conversion after the late Geathers touchdown, sealing up the final score and the West Division Title.

On the defensive side of the ball, DB VINCE HILL collected an interception at the 10-minute mark of the first quarter of a scoreless game, bringing his season total to six interceptions. DB VIRGIL GRAY helped spark the Rattlers' win, returning two kickoffs for touchdowns, his his fourth and fifth of the season. Coming off of injured reserve, DL RON JONES started the game, recording two tackles and a pass breakup.

San Jose QB Mark Grieb went 26-of-40 for 285 yards and six touchdowns. WR Marco Thomas was a factor, pulling in 10 catches for 87 yards and a touchdown.

Trailing 49-35, Gray scored his second touchdown of the night on a 54-yard kick return to bring the Rattlers back within seven.

With 10:50 to go in the fourth quarter, LB TYRE GLASPER recovered a critical fumble on a botched snap to help gain back momentum for the Rattlers. On the next Arizona offensive possession, Reed tied the score at 49-49 with a 23-yard touchdown grab with 9:55 to go in the contest. After trading scores, Arizona marched down the field on a 13-second drive to produce Geathers' game winning score.

QUARTERFINAL PLAYOFF: JULY 28, 2012, VS SAN JOSE SABERCATS



STADIUM

US Airways Center

ATTENDANCE

7,545

KICKOFF TIME

7:05

END OF GAME

10:01

TOTAL ELAPSED TIME

2:56

REFEREE

Pester, J.

UMPIRE

Frerking, P.

LINESMAN

Leffle, K.

LINE JUDGE

McGowen, T.

BACK JUDGE

Berry, R.

SIDE JUDGE

Baumann, B.

SCORER

Heck, S.

SCORING SUMMARY

1ST 06:09 ARI CARTER, Chris 7 yd pass from DAVILA, Nick (GOULD, Chris kick) 7 plays, 41 yards, TOP 3:40 0 - 7
00:09 ARI PURIFY, Maurice 5 yd pass from DAVILA, Nick (GOULD, Chris kick) 3 plays, 19 yards, TOP 2:05 0 - 14

2ND 13:13 SJS WHITTAKER, Huey 30 yd pass from GRIEB, Mark (PERTUIT, Nich kick) 3 plays, 30 yards, TOP 1:47 7 - 14
03:42 SJS WHITTAKER, Huey 7 yd pass from GRIEB, Mark (PERTUIT, Nich kick) 4 plays, 39 yards, TOP 2:15 14 - 14
02:51 ARI GEATHERS, Jason 8 yd pass from DAVILA, Nick (GOULD, Chris kick) 1 play, 8 yards, TOP 0:16 14 - 21

3RD 12:03 ARI PURIFY, Maurice 18 yd pass from DAVILA, Nick (GOULD, Chris kick) 5 plays, 45 yards, TOP 2:57 14 - 28
08:36 SJS WHITTAKER, Huey 4 yd pass from GRIEB, Mark (PERTUIT, Nich kick) 5 plays, 19 yards, TOP 2:53 21 - 28

4TH 14:28 ARI GOULD, Chris 25 yd field goal 4 plays, 1 yard, TOP 2:00 21 - 31
11:17 SJS WHITTAKER, Huey 2 yd run (PERTUIT, Nich kick) 5 plays, 26 yards, TOP 3:11 28 - 31
10:22 SJS JONES, Andre 20 yd interception return (PERTUIT, Nich kick) 35 - 31
08:52 ARI PURIFY, Maurice 29 yd pass from DAVILA, Nick (GOULD, Chris kick failed) 2 plays, 45 yards, TOP 0:53 35 - 37
04:57 ARI BROWN, Arkeith 42 yd interception return (GOULD, Chris kick) 35 - 44
01:45 SJS WILLIAMS, Fred 14 yd pass from GRIEB, Mark (GRIEB, Mark pass failed) 4 plays, 37 yards, TOP 2:53 41 - 44
00:50 ARI PURIFY, Maurice 9 yd pass from DAVILA, Nick (GOULD, Chris kick) 2 plays, 9 yards, TOP 0:10 41 - 51
00:22 SJS WILLIAMS, Fred 14 yd pass from GRIEB, Mark (PERTUIT, Nich kick) 4 plays, 21 yards, TOP 0:28 48 - 51

	ARI	SJS
FIRST DOWNS	17	18
RUSHES-YARDS (NET)	4-1	2-3
PASSING YDS (NET)	246	258
Passes Att-Comp-Int	42-21-4	57-26-2
TOTAL OFFENSE PLAYS-YARDS	46-247	60-261
Fumble Returns-Yards	0-0	0-0
Kickoff Returns-Yards	2-19	6-167
Interception Returns-Yards	2-48	4-20
Fumbles-Lost	0-0	0-0
Penalties-Yards	6-42	6-28
Possession Time	26:53	33:07
Third-Down Conversions	0 of 4	7 of 13
Fourth-Down Conversions	0 of 2	1 of 6
Red-Zone Scores-Chances	5-9	3-5
Sacks By: Number-Yards	1-5	0-0

RUSHING: San Jose SaberCats-WHITTAKER, Huey 1-2; TAGGART, Tommy 1-1. Arizona Rattlers-ARMSTRONG, Odie 2-4; GEATHERS, Jason 1-0; REED, Kerry 1-minus 3.

PASSING: San Jose SaberCats-GRIEB, Mark 26-57-2-263; TEAM 0-0-0-minus 5. Arizona Rattlers-DAVILA, Nick 21-42-4-246.

RECEIVING: San Jose SaberCats-WILLIAMS, Fred 10-90; WHITTAKER, Huey 9-87; ROE, James 4-56; EDWARDS, Hank 3-30. Arizona Rattlers-PURIFY, Maurice 10-134; REED, Kerry 6-56; GEATHERS, Jason 2-29; CARTER, Chris 2-23; ARMSTRONG, Odie 1-4.

INTERCEPTIONS: San Jose SaberCats-JONES, Andre 2-20; WHITTAKER, Huey 1-0; VARNER, Tanner 1-0. Arizona Rattlers-BROWN, Arkeith 1-42; GRAY, Virgil 1-6.

FUMBLES: San Jose SaberCats-None. Arizona Rattlers-None.

SACKS (UA-A): San Jose SaberCats-None. Arizona Rattlers-DUKES, Cliff 0-1; HAWTHORNE, Antt 0-1.

TACKLES (UA-A): San Jose SaberCats-BROOKINS, Mervi 5-0; VARNER, Tanner 3-3; HEDGEMON, LaBro 3-1; JONES, Andre 3-1; SYKES, Joe 1-1; NYENHUIS, Gabe 1-0; EDWARDS, Hank 1-0; WILLIAMS, Fred 1-0; MAKI, Francis 0-1; MCGILL, Tim 0-1. Arizona Rattlers-GRAY, Virgil 9-2; BROWN, Arkeith 5-5; PURIFY, Maurice 2-0; FLOYD, Marquis 1-2; GOULD, Chris 1-2; DUKES, Cliff 1-2; ANDERSON, Brand 1-0; BOOKER, John 1-0; GEATHERS, Jason 1-0; GLASPER, Tyre 0-2; HAWTHORNE, Antt 0-1.

NATIONAL CONFERENCE: AUGUST 4, 2012, VS. UTAH BLAZE



UTA 69
ARI 75

SCORES BY QUARTER

	1	2	3	4	SCORE
UTA	7	35	14	13	69
ARI	17	16	21	21	75

RUSSELL ATHLETIC OFFENSIVE PLAYER OF THE GAME

Maurice Purify (AZ)

RIDDELL DEFENSIVE PLAYER OF THE GAME

Arkeith Brown (AZ)

JLS IRONMAN OF THE GAME

Kerry Reed (AZ)

AFL PLAYMAKER OF THE GAME

Odie Armstrong (AZ)

CUTTERS CATCH OF THE GAME

Markee White (AZ) – One handed touchdown catch

NATIONAL GUARD MVP

Nick Davila (AZ)

RATTLERS HEAD TO ARENABOWL XXV AS BACK-TO-BACK NATIONAL CONFERENCE CHAMPIONS

PHOENIX, AZ—Coming into the rubber match game of the 2012 season between the Arizona Rattlers and the Utah Blaze, there was a whole lot more on the line than the two regular season meetings. The teams split their conference games in weeks 11 and 18. All of that was out the window come game-time. The prize for the winner of this game was a trip to Arena Bowl XXV in New Orleans on Friday, August 10th. A Rattlers victory would add on to their all-time arena league record of 24 playoff victories, 19 of those in the Snake Pit. With the Rattler defense playing lights-out, the task is to stop Blaze quarterback Tommy Grady (37-63, 441 Yds, 10 TD, 3 Int), and advance to the team's eighth Arena Bowl appearance on a quest to claim the third title in franchise history.

The Rattlers started off the game in not-so-usual fashion as Odie Armstrong (5 Att, 61 Yds, 1 TD) took a pitch from quarterback Nick Davila (21-29, 331 Yds, 8 TD), and ran his way to a 40-yard rushing touchdown, giving the Rattlers an early 7-0 lead. The Arizona defense came out in complete attack mode, as they have in the last two games. On the second play of the initial Blaze series, Arkeith Brown ran under a tipped pass for a 10-yard interception return for a touchdown. The 14-0 lead after just three minutes of play was just what the Rattlers needed.

The Blaze countered with a six-play drive that ended with a Grady to Tysson Poots (19 Rec, 182 Yds, 4 TD) 11-yard touchdown. The Blaze now trailed 14-7. The next Rattler drive was highlighted by an 18-yard run by Armstrong. The drive ended up stalling but the Rattlers settled for a 23-yard field goal by Chris Gould, making the lead 17-7. The score stayed that way at the end of the first quarter. But one play into the second quarter, the Rattlers defensive line put pressure on Grady before he found Aaron LeSue (12 Rec, 213 Yds, 5 TD) on a short dump pass and LeSue was off to the races for a 38-yard touchdown. Utah had grabbed back the momentum and was within a field goal of the lead. LeSue catch and run brought the score to 17-14 in favor of the Rattlers.

After a 33-yard kick return by Kerry Reed (6 Rec, 83 Yds), the Rattlers needed only one play to score. Reed's big return gave the Rattlers offense great field position. Quarterback Nick Davila found Markee White (6 Rec, 106 Yds, 3 TD) for a 23-yard touchdown, stretching the lead to two score at 24-14 with 13:12 left in the second quarter. Arizona had recaptured the momentum before the defense found more fortune as they came up big after a Blaze mishap deep in their own territory. Utah's QB Tommy Grady fumbled the first snap of the ensuing drive and fell on it in his own end zone. The play resulted in a safety and a comfortable 26-14 Rattlers lead. The Blaze made a gutsy onside-kick attempt after the safety that paid dividends after recovering the kick. Utah was back in business and they had recaptured some of their lost momentum. The Blaze offense quickly drove down the field and topped off their drive with a 10-yard hookup between Grady and Poots, cutting into the two touchdown deficit and creating a five point ball game at 26-21. Davila and the Rattler offense needed to counter that score and on third down of their next drive, they did just that. Davila threw a 42-yard touchdown strike to White, his second of the night, and the Rattlers jumped back out to a 33-21 lead in what was quickly shaping up to be a fast-paced, high-scoring game.

A seven-play Blaze drive ended up with a third Grady-to-Poots touchdown pass, this one a 24-yarder. The Rattlers now led 33-28. The Rattlers recovered an onside-kick attempt but on their first play of the ensuing drive, a trick-play pass by Maurice Purify (9 Rec, 142 Yds, 5 TD) ended in an Al Phillips interception. Grady then found LeSue for a 42-yard pass. The next play ended up in a controversial call. Grady found Ed Ta'amu for a 3-yard touchdown. After official review, it was confirmed that Ta'amu had possession of the ball. The Blaze took their first lead of the night at 35-33.

Another onside-kick attempt resulted in a second Blaze recovery. Utah started their next drive with :49 left in the first half and at their own 4-yard line. Grady and LeSue continued their dominance with a big 34-yard hookup. Three plays later, Grady threw his sixth touchdown of the night, this one a 7-yarder to Lesue, giving the Blaze a 42-33 advantage. With :06 left in the first half, Davila was stripped of the ball as the Rattlers tried making a half ending drive. The Blaze followed the turnover with one unsuccessful play, and headed off into their locker room with a nine point advantage.

» continued

NATIONAL CONFERENCE: AUGUST 4, 2012, VS. UTAH BLAZE



Starting the second half with the lead and the ball, the Blaze couldn't capitalize on the momentum. Rattlers defensive back Arkeith Brown picked off his second pass of the night off of another tipped pass. On the first play of the drive, White made his third touchdown catch of the night, his most impressive. A 19-yard one-handed, acrobatic catch brought the Rattlers within two points, 42-40. Only two plays into the ensuing Blaze drive, Grady found LeSue from 18 yards out for the All AFL wide receivers third touchdown of the game. The score was now 49-40 Blaze with 11:35 remaining in the third quarter.

Coming out of the first half, Rattlers wide receiver Maurice Purify had been held without a catch, but Davila changed that quickly. Purify caught a 26-yard pass bringing the ball into Blaze territory. After a false-start penalty, Purify was found wide-open for an 18-yard score. The back-and-forth was in full effect and the score was now 49-47 in favor of the Blaze. Another long Blaze drive was ended on the seventh play with Grady extending his new AFL record for TD passes with his eighth scoring toss of the night. This one was to Poots' giving the big physical receiver his fourth of the night and put the Blaze up 56-47 with 4:34 left in the third quarter.

The Rattlers next drive was only two plays with the second being another Davila-to-Purify touchdown. The 19-yard touchdown added to the shootout and made the score 56-54. The Blaze ended the third quarter with their drive progressing into Rattlers territory. Neither defense seemed to have an answer for either offense, and we were definitely in store for an exciting ending.

On the first play of the final quarter, Grady kept up with his dominating ways by connecting once again with LeSue for 11 yards and another Blaze score. Kyle Brotzman missed the extra point but the Blaze still led 62-54. The next Rattlers drive started with 13:49 left in the game. Davila led the team down the field from his own 3-yard line. On the eighth play of the drive, Davila found his favorite target, Maurice Purify on a third-down play for a 12-yard score. A fake-field goal attempt for a two-point conversion failed for the Rattlers and the score was now at 62-60 with 8:36 remaining.

The Blaze gained possession of the ball and ran 7:36 off the clock by way of ten plays combined with three penalties on the drive. It looked as if their drive was over after a fourth down stop by the Rattlers defense, but a flag gave them another shot at the end zone. Grady tossed his tenth touchdown of the night, this one to Shaun Kauleinamoku for three yards, giving the Blaze a 69-60 lead with 1:00 left in the game.

On the first play of the Rattlers drive, they proved why you play hard until the clock displays zeros. Davila quickly hit Purify for their fourth connection of the second half. This one was a 30-yard scoring strike and brought the hometown Rattlers within two at 69-67 with :55 left. An onside-kick was recovered by the Blaze at the 7-yard line. With only :41 seconds remaining and the ball inside the Rattlers 10 yard line the Blaze somehow found themselves facing fourth-down at the Rattlers 2-yard line after three consecutive incompletions, each of which stop the clock without forcing Rattlers Head Coach Kevin Guy to use a timeout. On Utah's fourth down attempt Rattlers linebacker Kevin McCullough stepped in front of Tommy Grady's last pass of the evening, giving the Rattlers possession deep in their own territory with only :35 seconds left and trailing by two points.

Davila found Purify on consecutive passes to advance a total of 21 yards. Another 17-yard pass to Kerry Reed got the Rattlers down to the Blaze 7-yard line. A miscommunication between Davila and Armstrong on an attempted run up the middle led to a 1-yard loss. The Rattlers had the ball at the Blaze 8-yard line with :16 seconds left and their bayou dreams in the balance. An incomplete pass brought the clock to :12 seconds. Then on third-down, Davila, once again, found Maurice Purify for the game winner. A successful two-point conversion attempt gave the Rattlers a remarkable 75-69 lead with only :09 left. Grady hit Poots 14 yards downfield to bring the clock down to only :02 seconds left. One last gasp by Utah fell short as Grady attempted to use the end zone net, which are in play, to ricochet the ball into the hands of one of his receivers in what was a hail mary attempt. The ball fell incomplete and the Arizona Rattlers had pulled out a victory that you could only witness within this incredible action packed league know as Arena Football.

The Arizona Rattlers are Back-to-Back National Conference Champions and prepare for a trip to ArenaBowl XXV in New Orleans where they will take on the American Conference Champion Philadelphia Soul. The game is scheduled for 7:30pm AZT and is shaping up to be a special event for the league's silver anniversary championship game from the New Orleans arena on Friday, August 10th.

NATIONAL CONFERENCE: AUGUST 4, 2012, VS. UTAH BLAZE



STADIUM

US Airways Center

ATTENDANCE

9,644

KICKOFF TIME

7:05

END OF GAME

10:06

TOTAL ELAPSED TIME

3:01

REFEREE

McCabe, T.

UMPIRE

Granado, A.

LINESMAN

Wharrie, J.

LINE JUDGE

Valenti, T.

BACK JUDGE

Griffin, C.

SIDE JUDGE

Johnson, J.

SCORER

Heck, S.

SCORING SUMMARY

1ST 14:10 ARI ARMSTRONG, Odie 40 yd run (GOULD, Chris kick) 1 play, 45 yards, TOP 0:50 0 - 7
 11:53 ARI BROWN, Arkeith 10 yd interception return (GOULD, Chris kick) 0 - 14
 07:46 UTA POOTS, Tysson 11 yd pass from GRADY, Tommy (BROTZMAN, Kyle kick) 6 plays, 40 yards, TOP 3:36 7 - 14
 02:16 ARI GOULD, Chris 23 yd field goal 9 plays, 38 yards, TOP 4:57 7 - 17

2ND 14:50 UTA LESUE, Aaron 38 yd pass from GRADY, Tommy (BROTZMAN, Kyle kick) 4 plays, 46 yards, TOP 2:26 14 - 17
 13:50 ARI WHITE, Markee 23 yd pass from DAVILA, Nick (GOULD, Chris kick) 1 play, 23 yards, TOP 0:41 14 - 24
 12:47 ARI DUKES, Cliff safety 14 - 26
 10:17 UTA POOTS, Tysson 10 yd pass from GRADY, Tommy (BROTZMAN, Kyle kick) 4 plays, 35 yards, TOP 2:18 21 - 26
 07:52 ARI WHITE, Markee 42 yd pass from DAVILA, Nick (GOULD, Chris kick) 3 plays, 42 yards, TOP 1:49 21 - 33
 03:06 UTA POOTS, Tysson 24 yd pass from GRADY, Tommy (BROTZMAN, Kyle kick) 7 plays, 45 yards, TOP 4:02 28 - 33
 01:03 UTA TA'AMU, Ed 3 yd pass from GRADY, Tommy (BROTZMAN, Kyle kick) 2 plays, 47 yards, TOP 1:19 35 - 3
 00:22 UTA LESUE, Aaron 7 yd pass from GRADY, Tommy (BROTZMAN, Kyle kick) 4 plays, 46 yards, TOP 0:33 42 - 33

3RD 13:30 ARI WHITE, Markee 19 yd pass from DAVILA, Nick (GOULD, Chris kick) 1 play, 19 yards, TOP 0:20 42 - 40
 11:44 UTA LESUE, Aaron 18 yd pass from GRADY, Tommy (BROTZMAN, Kyle kick) 2 plays, 30 yards, TOP 1:08 49 - 40
 10:05 ARI PURIFY, Maurice 18 yd pass from DAVILA, Nick (GOULD, Chris kick) 2 plays, 38 yards, TOP 1:30 49 - 47
 05:13 UTA POOTS, Tysson 17 yd pass from GRADY, Tommy (BROTZMAN, Kyle kick) 7 plays, 45 yards, TOP 4:56 56 - 47
 02:48 ARI PURIFY, Maurice 19 yd pass from DAVILA, Nick (GOULD, Chris kick) 3 plays, 47 yards, TOP 1:46 56 - 54

4TH 14:55 UTA LESUE, Aaron 11 yd pass from GRADY, Tommy (BROTZMAN, Kyle kick failed) 5 plays, 45 yards, TOP 2:20 62 - 54
 09:15 ARI PURIFY, Maurice 12 yd pass from DAVILA, Nick (ARMSTRONG, Odie rush failed) 8 plays, 45 yards, TOP 4:44 62 - 60
 01:07 UTA LESUE, Aaron 3 yd pass from GRADY, Tommy (BROTZMAN, Kyle kick) 10 plays, 41 yards, TOP 7:29 69 - 60
 00:55 ARI PURIFY, Maurice 30 yd pass from DAVILA, Nick (GOULD, Chris kick) 1 play, 30 yards, TOP 0:05 69 - 67
 00:09 ARI PURIFY, Maurice 8 yd pass from DAVILA, Nick (REED, Kerry pass from DAVILA, Nick) 6 plays, 45 yards, TOP 0:26 69 - 75

	UTA	ARI
FIRST DOWNS	26	20
RUSHES-YARDS (NET)	1-0	6-60
PASSING YDS (NET)	441	331
Passes Att-Comp-Int	63-37-3	30-21-1
TOTAL OFFENSE PLAYS-YARDS	64-441	37-391
Fumble Returns-Yards	0-0	0-0
Kickoff Returns-Yards	6-83	6-77
Interception Returns-Yards	1-0	3-35
Fumbles-Lost	1-0	4-4
Penalties-Yards	7-33	9-54
Possession Time	36:47	23:13
Third-Down Conversions	6 of 10	5 of 6
Fourth-Down Conversions	2 of 3	0 of 0
Red-Zone Scores-Chances	4-5	3-3
Sacks By: Number-Yards	1-0	0-0

RUSHING: Utah Blaze-GRADY, Tommy 1-0. Arizona Rattlers-ARMSTRONG, Odie 5-61; DAVILA, Nick 1-minus 1.

PASSING: Utah Blaze-GRADY, Tommy 37-63-3-441. Arizona Rattlers-DAVILA, Nick 21-29-0-331; PURIFY, Maurice 0-1-1-0.

RECEIVING: Utah Blaze-POOTS, Tysson 19-182; LESUE, Aaron 12-213; KAULEINAMOKU, S 5-43; TA'AMU, Ed 1-3. Arizona Rattlers-PURIFY, Maurice 9-142; WHITE, Markee 6-106; REED, Kerry 6-83.

INTERCEPTIONS: Utah Blaze-PHILLIPS, AI 1-0. Arizona Rattlers-BROWN, Arkeith 2-35; MCCULLOUGH, Kev 1-0.

FUMBLES: Utah Blaze-GRADY, Tommy 1-0. Arizona Rattlers-TEAM 2-2; DAVILA, Nick 1-1.

SACKS (UA-A): Utah Blaze-LEWIS, Mike 1-0. Arizona Rattlers-None.

TACKLES (UA-A): Utah Blaze-PHILLIPS, AI 5-2; HYLAND, David 5-1; MULDER, William 3-1; STALLINGS, Ben 2-0; LEWIS, Mike 1-1; RAYFORD, Caesar 1-0; BROTZMAN, Kyle 1-0; KAULEINAMOKU, S 1-0; POOTS, Tysson 1-0; MARSH, Antwan 0-1. Arizona Rattlers-BROWN, Arkeith 9-1; FLOYD, Marquis 7-1; ANDERSON, Brand 6-1; DUKES, Cliff 3-0; GRAY, Virgil 3-0; MCCULLOUGH, Kev 2-0; PURIFY, Maurice 2-0; GOULD, Chris 1-0; WHITE, Markee 1-0; ROGERS, Sir Vin 1-0; REED, Kerry 0-1.

ARENABOWL: AUGUST 10, 2012, VS. PHILADELPHIA SOUL



ARI 72
PHI 54

SCORES BY QUARTER

	1	2	3	4	SCORE
ARI	14	13	27	18	72
PHI	6	7	21	20	54

RUSSELL ATHLETIC OFFENSIVE PLAYER OF THE GAME

Nick Davila (AZ)

RIDDELL DEFENSIVE PLAYER OF THE GAME

Arkeith Brown (AZ)

JLS IRONMAN OF THE GAME

Arkeith Brown (AZ)

AFL PLAYMAKER OF THE GAME

Maurice Purify (AZ)

CUTTERS CATCH OF THE GAME

Maurice Purify (AZ) –
7th Touch to set the
ArenaBowl Record

NATIONAL GUARD MVP

Maurice Purify (AZ)

RATTLERS WIN AFL SILVER ANNIVERSARY CHAMPIONSHIP

NEW ORLEANS, LA—The Arizona Rattlers have had a whirlwind of a season. From week one all the way through week twenty, there's been intrigue for the most decorated playoff team in Arena Football League history. A seven-game winning streak followed by a two-game losing streak had the Rattlers as the heavy favorites in the National Conference's Division to second-place and hoping for a strong finish. As the last two weeks of the regular season unraveled, Arizona ending up claiming the Western Division title for the second straight year. Two heart-racing finishes in the first and second round playoff games against the San Jose SaberCats and Utah Blaze ended up with two victories and a berth in the AVITAE Arena Bowl XXV against the Philadelphia Soul (15-3 regular season record).

The Rattlers are looking to begin a new chapter of dominance, extending the tradition with a new more dynamic cast of stars. That all started tonight with the franchises third ArenaBowl victory in its 20-year existence. The 2011 season ended in heartbreak as the team fell to the Jacksonville Sharks in ArenaBowl XXIV. AFL Hall of Fame head coach/general manager Kevin Guy has led the team through the 2012 season titled by many as the "redemption tour". But with the 2011 season behind them, and a strong team on both sides of the ball, the Rattlers set out this year to finish off the season with not only a conference championship, but also an ArenaBowl championship.

By game-time, both teams were focused on the task at hand. The Soul started the game off with possession. Quarterback Dan Raudabaugh (26-42, 285 Yds, 7 TD, 3 INT) completed two passes on the drive as the team drove into Rattlers territory. On the fifth play of the drive, Rattlers defensive lineman Cliff Dukes tipped a Raudabaugh pass into the air, his sixth tipped pass of the post season. After a few defenders bobbled the ball, Rattlers linebacker Kevin McCullough ended up with the interception.

The Rattlers started their first drive of the game at their own 22-yard line. Rattlers quarterback Nick Davila, the 2011 AFL MVP finished the night 23-30, 266 Yds, 9 TD led the National Conference Champions to the first scor of the championship contest and in position to force Philadelphia in the position of playing chase. On the sixth play of the first Rattlers drive of the game and on third and goal from the three-yard line, Davila found wide receiver Maurice Purify (9 Rec, 143 Yds, 7 TD) for the first score of ArenaBowl XXV. The Rattlers went up 7-0.

The Soul weren't discouraged by the Rattlers early fortunes. Starting on their own five-yard line, Raudabaugh completed back-to-back 16-yard passes to wide receiver Jeff Hughley (8 Rec, 93 Yds 1 TD), one of them coming on a third and ten. A second down pass interference call on defensive back Arkeith Brown aided the Soul drive. The AFL's leading rusher, Derrick Ross (52 Total Yds, 2 TD) of the Soul, took a first-down handoff seven yards for a Soul touchdown. A missed extra point by Fabriz Scaccia led to a 7-6 Rattlers lead.

The Rattlers explosive offense is familiar with shootouts and was plenty ready to respond on their next drive. Wide Receiver Kerry Reed (8 Rec, 80 Yds, 1 TD) had a 21-yard kickoff return which led to Arizona starting on their 14-yard line. Davila threw a 22-yard strike to Reed on the first play, setting up a first-down on the Soul's 14-yard line. Following an incomplete pass, Davila threw a laser to Reed who barreled two yards into the end zone for another Rattlers score. The Rattlers offense was all fired up after two straight scoring drives. The momentum was definitely in their favor heading into the second quarter as they led 14-6.

Philadelphia started off the second quarter with a good kickoff return by Hughley which resulted in the team starting on their own 19. Ross started off the drive with a two-yard run. Following a long incomplection by Raudabaugh, a six-yard pass resulted in a fourth and two for the Soul. Attempting to get within a score, Raudabaugh was picked off in the end zone by Rattlers defensive back Arkeith Brown. Brown returned the pick 22 yards to the Rattlers 21 yard line.

The Rattlers only took one play to keep their head-of-steam momentum going. Davila threw a pass to where only his favorite target could make the catch. That's just what Maurice Purify did as he hauled in his second touchdown of the night, this one a 29-yarder. The Rattlers were showing they brought their A-game and extended their first half lead to 21-6. The Rattlers defense also had something to say about this game. The Soul started their next drive on their own six. On third and five, Arkeith Brown picked off his second pass of the night and

» continued

ARENABOWL: AUGUST 10, 2012, VS. PHILADELPHIA SOUL



Even with the Soul scoring, the Rattlers offense just couldn't be stopped at this point. Dan Raudabaugh, the fourth-highest rated passer in the AFL, still kept fighting. Starting at their own 12, Philadelphia went right down the field on three plays, the third being another touchdown for Larry Brackins. Emmery Sammons scored a two-point conversion but the Soul still trailed 60-42.

An onside kick recovery could get the Soul back in the game, but fate wouldn't let that happen. The Rattlers easily recovered the onside-attempt. Kerry Reed and Jason Geathers got touches on the drive before Odie Armstrong capped the drive off with a three-yard touchdown. Following the run, coach Kevin Guy was as pumped up, if not more, than any player on the Rattlers sideline. The Rattlers now led 66-42.

Philadelphia's next drive started with 7:57 left in the game. Dan Raudabaugh again spread the ball around between his receivers. On the fifth play of the drive, Larry Brackins caught his third touchdown of the night. It was Raudabaugh's sixth score of the night but it was too little too late. His six touchdowns just couldn't keep Philadelphia in the game after his early-game struggles. A failed two-point conversion made the score 66-48.

The Rattlers were definitely on their game tonight. After struggling on recovering onside kicks during the season, the Rattlers proved that wasn't going to be the case in this game. They recovered yet another onside kick attempt by the Soul. Nick Davila set the all-time ArenaBowl record with his ninth touchdown score of the night, this one to who else but Maurice Purify. That would be Purify's seventh touchdown of the night, and after another failed extra-point, the Rattlers led 72-48.

With barely any time left, Dan Raudabaugh led the Soul down the field with four complete passes that put them within scoring range. Larry Brackins scored his fourth touchdown of the night on a three-yard reception. After a failed two-point conversion, the Rattlers led 72-54 with :42 seconds left. The Rattlers gained possession and ran out the final seconds of the clock to end the game and claim their third ArenaBowl championship in team history.

By winning ArenaBowl XXV, the Arizona Rattlers have ended their 15 year drought without a championship. As the Foster Trophy returns to the desert, 2012 can be added alongside 1994 and 1997 as another banner-year for the Rattlers. Wide Receiver Maurice Purify, the Rattlers biggest offseason acquisition, was named the Net10 AVITAE ArenaBowl XXV MVP with nine catches for 143 yards and seven touchdowns.



RATTLEERS

ALL-TIME

HISTORY

SEASON CAPSULES



2012

HEAD COACH

Kevin Guy

SEASON STATS

13-5 Regular Season
3-0 Post Season
1st in Western Division
1st in Conference

TOP PLAYERS

Passing: QB Nick Davila
391/589, 5500 yards,
113 TD, 16 INT
Rushing: FB Odie Armstrong
66 att, 214 yards, 16 TD
Receiving: WR Maurice Purify
126 rec, 1932 yards, 46 TD
Kick Returns: WR Trandon Harvey
30 ret, 579 yards
Interceptions: DB 10 INT

2011

HEAD COACH

Kevin Guy

SEASON STATS

16-2 Regular Season
2-1 Post Season
1st in Western Division
1st in Conference

TOP PLAYERS

Passing: QB Nick Davila
27/604, 4916 yards,
117 TD, 10 INT
Rushing: FB Odie Armstrong
77 att, 295 yards, 17 TD
Receiving: WR Rod Windsor
156 rec, 1830 yards, 36 TD
Kick Returns: DB Virgil Gray
62 ret, 1445 yards, 5 TD
Interceptions: DB Virgil Gray
10 INT

2010

HEAD COACH

Kevin Guy

SEASON STATS

10-6 Regular Season
0-1 Post Season
2nd in Western Division
4th in Conference

TOP PLAYERS

Passing: QB Nick Davila
415/617, 4858 yards,
102 TD, 18 INT
Rushing: FB Johnie Kirton
20 att, 66 yards, 3 TD
Receiving: WR Rod Windsor
193 rec, 2372 yards, 47 TD
Kick Returns: DB Terrance Sanders
60 ret, 1082 yards, 2 TD
Interceptions: LB Kelvin Morris
6 INT, 28 return yards

2009

SEASON SUSPENDED

2008

HEAD COACH

Kevin Guy

SEASON STATS

8-8 Regular Season
0-1 Post Season
2nd in Western Division
3rd in Conference

TOP PLAYERS

Passing: QB Jeff Smoker
177/294, 2066 yards,
32 TD, 11 INT
Rushing: FB Chris Robinson
38 att, 136 yards, 9 TD
Receiving: WR Siaha Burley
114 rec, 1344 yards, 33 TD
Kick Returns: WR Trandon Harvey
49 ret, 921 yards, 3 TD
Interceptions: DB Isaiah Trufant
4 INT, 9 return yards

2007

HEAD COACH

Gene Nudo

SEASON STATS

4-12 Regular Season
3rd in Western Division
9th in Conference

TOP PLAYERS

Passing: QB Sherdrick Bonner
316/498, 4036 yards, 83 TD, 13 INT
Rushing: FB Bo Kelly
81 att, 231 yards, 13 TD
Receiving: WR Trandon Harvey
101 rec, 1412 yards, 30 TD
Kick Returns: WR Darrell Jones
56 ret, 1080 yards, 1 TD
Interceptions: DB Keyuo Craver
3 INT, 37 return yards

2006

HEAD COACH

Gene Nudo

SEASON STATS

8-8 Regular Season
0-1 Post Season
2nd in Western Division
3rd in Conference

TOP PLAYERS

Passing: QB Sherdrick Bonner
295/508, 3991 yards,
83 TD, 16 INT
Rushing: FB/LB Bo Kelly
42 att, 103 yards, 6 TD
Receiving: WR/DB Randy Gatewood
89 rec, 1175 yards, 35 TD
Kick Returns: DS Clarence Lawson
38 ret, 720 yards, 1 TD
Interceptions: WR/DB Randy Gatewood
3 INT, 50 yards

SEASON CAPSULES



2005

HEAD COACH

Todd Shell

SEASON STATS

8-8 Regular Season
0-0 Post Season
4th in Western Division
6th in Conference

TOP PLAYERS

Passing: QB Sherdrick Bonner
189/319, 2334 yards,
51 TD, 10 INT
Rushing: FB/LB Phil Glover
26 att, 69 yards, 5 TD
Receiving: OS Siahia Burley
117 rec, 1542 yards, 45 TD
Kick Returns: OS Siahia Burley
43 ret, 657 yards, 0 TD
Interceptions: WR/DB Randy Gatewood
5 INT, 27 yards

2004

HEAD COACH

Danny White

SEASON STATS

11-5 Regular Season
2-1 Post Season
1st in Western Division
1st in Conference

TOP PLAYERS

Passing: QB Sherdrick Bonner
347/534, 3833 yards,
77 TD, 9 INT
Rushing: FB/LB Bo Kelly
49 att, 161 yards, 9 TD
Receiving: OS Siahia Burley
103 rec, 1201 yards, 24 TD
Kick Returns: OS Siahia Burley
32 ret, 692 yards, 2 TD
Interceptions: WR/DB Randy Gatewood
4 INT, 10 yards

2003

HEAD COACH

Danny White

SEASON STATS

10-6 Regular Season
3-1 Post Season
3rd in Western Division
4th in Conference

TOP PLAYERS

Passing: QB Sherdrick Bonner
288/430, 3692 yards,
88 TD, 7 INT
Rushing: FB/LB Bo Kelly
50 att, 207 yards, 7 TD
Receiving: WR/LB Hunkie Cooper
70 rec, 862 yards, 13 TD
Kick Returns: WR/LB Chris Horn
40 ret, 9922 yards, 1 TD
Interceptions: WR/DB Randy Gatewood
9 INT, 117 yards

2002

HEAD COACH

Danny White

SEASON STATS

11-3 Regular Season
2-1 Post Season
2nd in Western Division
2nd in Conference

TOP PLAYERS

Passing: QB Sherdrick Bonner
270/439, 3219 yards,
69 TD, 9 INT
Rushing: FB/LB Bo Kelly
45 att, 147 yards, 8 TD
Receiving: WR/LB Chris Horn
104 rec, 1324 yards, 29 TD
Kick Returns: WR/LB Chris Horn
42 ret, 929 yards, 0 TD
Interceptions: DS Cecil Doggette
3 INT, 41 yards

2001

HEAD COACH

Danny White

SEASON STATS

8-6 Regular Season
1-1 Post Season
2nd in Western Division
4th in Conference

TOP PLAYERS

Passing: QB Sherdrick Bonner
193/297, 2505 yards,
46 TD, 7 INT
Rushing: FB/LB Bo Kelly
45 att, 171 yards, 9 TD
Receiving: OS Maurice Bryant
65 rec, 904 yards, 19 TD
Kick Returns: WR/LB Hunkie Cooper
43 ret, 772 yards, 1 TD
Interceptions: DS Cecil Doggette
5 INT, 43 yards

2000

HEAD COACH

Danny White

SEASON STATS

12-2 Regular Season
2-1 Post Season
2nd in Western Division
3rd in Conference

TOP PLAYERS

Passing: QB Sherdrick Bonner
277/473, 3454 yards,
72 TD, 7 INT
Rushing: FB/LB Bob McMillen
41 att, 143 yards, 6 TD
Receiving: WR/LB Hunkie Cooper
71 rec, 764 yards, 12 TD
Kick Returns: WR/LB Hunkie Cooper
60 ret, 1365 yards, 4 TD
Interceptions: DS Cecil Doggette
4 INT, 46 yards

SEASON CAPSULES



1999

HEAD COACH

Danny White

SEASON STATS

10-4 Regular Season
1-1 Post Season
1st in Western Division
2nd in Conference

TOP PLAYERS

Passing: QB Donnie Davis

188/297, 2161 yards,
43 TD, 8 INT

Rushing: FB/LB Bob McMillen

43 att, 180 yards, 8 TD

Receiving: WR/LB Hunkie Cooper

70 rec, 652 yards, 13 TD

Kick Returns: WR/LB Hunkie Cooper

55 ret, 1179 yards, 1 TD

Interceptions: DS Cecil Doggette

6 INT, 21 yards

1997

HEAD COACH

Danny White

SEASON STATS

12-2 Regular Season
3-0 Post Season
1st in Western Division
1st in Conference

TOP PLAYERS

Passing: QB Sherdrick Bonner

241/400, 3571 yards,
67 TD, 6 INT

Rushing: FB/LB Bo Kelly

44 att, 128 yards, 9 TD

Receiving: OS Calvin Schexnayder

93 rec, 1513 yards, 29 TD

Kick Returns: WR/LB Hunkie Cooper

52 ret, 985 yards, 0 TD

Interceptions: WR/DB Randy Gatewood

5 INT, 50 yards

1995

HEAD COACH

Danny White

SEASON STATS

7-5 Regular Season
0-1 Post Season
2nd in Western Division
3rd in Conference

TOP PLAYERS

Passing: QB Aaron Garcia

175/284, 2416 yards,
43 TD, 8 INT

Rushing: FB/LB Tracey Mao

63 att, 161 yards, 15 TD

Receiving: OS Hunkie Cooper

84 rec, 1041 yards, 15 TD

Kick Returns: WR/LB Hunkie Cooper

57 ret, 1219 yards, 4 TD

Interceptions: DS Larry Jones

4 INT

1998

HEAD COACH

Danny White

SEASON STATS

10-4 Regular Season
1-1 Post Season
1st in Western Division
1st in Conference

TOP PLAYERS

Passing: QB Sherdrick Bonner

295/451, 3571 yards,
70 TD, 8 INT

Rushing: FB/LB Terry Samuels

25 att, 61 yards, 3 TD

Receiving: OS Calvin Schexnayder

136 rec, 1982 yards, 44 TD

Kick Returns: WR/LB Hunkie Cooper

48 ret, 884 yards, 3 TD

Interceptions: WR/LB Hunkie Cooper

3 INT, 36 yards

1996

HEAD COACH

Danny White

SEASON STATS

11-3 Regular Season
1-1 Post Season
1st in Western Division
2nd in Conference

TOP PLAYERS

Passing: QB Sherdrick Bonner

286/462, 3690 yards,
65 TD, 13 INT

Rushing: FB/LB Bo Kelly

63 att, 161 yards, 15 TD

Receiving: OS Hunkie Cooper

90 rec, 1036 yards, 17 TD

Kick Returns: WR/LB Hunkie Cooper

46 ret, 827 yards, 0 TD

Interceptions: WR/DB Randy Gatewood

4 INT

1994

HEAD COACH

Danny White

SEASON STATS

8-4 Regular Season
3-0 Post Season
2nd in Conference
3rd in AFL

TOP PLAYERS

Passing: QB Sherdrick Bonner

208/363, 2685 yards,
46 TD, 12 INT

Rushing: FB/LB Craig Barr

39 att, 114 yards, 6 TD

Receiving: WR/DB Cedric Tillman

57 rec, 801 yards, 11 TD

Kick Returns: WR/LB Hunkie Cooper

37 ret, 629 yards, 1 TD

Interceptions: WR/LB Richard Holt

4 INT

SEASON CAPSULES



1993

HEAD COACH

Danny White

SEASON STATS

7-5 Regular Season

1-1 Post Season

2nd in Conference

4th in AFL

TOP PLAYERS

Passing: QB Paul Justin

226/404, 2846 yards,

45 TD, 15 INT

Rushing: FB/LB Andy Coviello

37 att, 57 yards, 4 TD

Receiving: WR/DB Hunkie Cooper

91 rec, 1214 yards, 19 TD

Kick Returns: WR/DB Hunkie Cooper

69 ret, 1423 yards, 1 TD

Interceptions: WR/DB Brian Covington

5 INT

1992

HEAD COACH

Danny White

SEASON STATS

4-6 Regular Season

0-0 Post Season

3rd in Western Division

8th in AFL

TOP PLAYERS

Passing: QB Gene Johnson

163/301, 1764 yards,

24 TD, 11 INT

Rushing: RB/LB Art Greathouse

33 att, 71 yards, 3 TD

Receiving: WR/DB Cedric Tillman

53 rec, 702 yards, 10 TD

Kick Returns: WR/DB Michael Richmond

25 ret, 430 yards, 0 TD

Interceptions: WR/DB Nathan LaDuke

3 INT

ALL-TIME ROSTER



A

Nikia Adderson ('02-03, '05) OL/DL 5-11 275 Houston
Patrick Afif ('08) OL 6-7 320 Washington State
Eric Alford ('97) WR/LB 6-1 240 Nebraska
Vince Amey ('04-07) OL/DL 6-3 300 Arizona State
Odie Armstrong ('11-12) FB/LB 6-1 260 NW Oklahoma State
Jason Andersen ('04) OL/DL 6-6 319 BYU
Vincent Anderson ('11) DB 6-0 200 Southeast Missouri State
Erik Arevalo ('07) FB/LB 6-5 280 Azusa Pacific
Calvin Armstrong ('08) OL 6-7 320 Washington State
Richard Ashe ('93-97) OL/DL 6-4 255 Humboldt State

B

Marvin Bagley ('98) WR/LB 6-5 215 North Carolina A&T
Cameron Bair ('94-95) K 5-11 185 Illinois State
John Bankhead ('93-94) OL/DL 6-5 260 Southern Utah
Craig Barr ('93-95) FB/LB 6-1 228 Idaho State
Dustin Barno ('08) DL 6-2 280 East Stroudsburg
BJ Barre ('08) WR/DB 6-2 210 Ohio State
Sebastian Barrie ('99-03, '06) OL/DL 6-3 265 Liberty
Marion Bates ('92) FB/LB 5-9 192 Arizona
Albrey Battle ('07) OL/DL 6-4 310 Arizona State
Chris Baus ('93-94) OL/DL 6-3 280 Pacific
Terry Belden ('95) K 5-11 190 Northern Arizona
Steve Belles ('92) QB 6-3 210 Notre Dame
Geoff Bender ('96) QB 6-3 215 North Carolina State
Hiawatha Berry ('93) OL/DL 6-3 275 Georgia
Jerrick Bledsoe ('01-02) DS 5-11 180 Texas Southern
John Bonds ('94) QB 6-5 235 Northern Arizona
Sherdrick Bonner ('93-07) QB 6-4 240 Cal-State Northridge
John Booker ('10-12) OL/DL 6-4 315 San Jose State
Larry Boyd ('96) OL/DL 6-2 285 Arizona State
Ignacio Brache ('01) K 6-1 205 California
Corey Brannon ('93-95) OL/DL 6-4 280 Oregon State
Anthony Brenner ('97, '99, '05) K 5-11 190 East Carolina
Carlos Brooks ('94, '98-99) DS 6-1 200 Bowling Green
Arkeith Brown ('12) DB 6-1 190 Texas A&M
Donovan Brown ('94) OL/DL 6-4 264 Albany State
Jerald Brown ('05) WR/DB 5-11 185 Glenville State
Marvin Brown ('08) FB/LB 5-11 260 Alabama
Keith Browner ('97) OL/DL 6-7 280 USC
Mkristo Bruce ('08) DL 6-6 270 Washington State
Maurice Bryant ('00-03) OS 6-1 195 Houston
Orshawante Bryant ('02-05) WR/DB 5-11 190 Portland State
Joe Burch ('96-99, '01-02) OL/DL 6-2 296 Texas Southern
Rudy Burgess ('11) WR/DB 5-11 183 Arizona State
Siaha Burley ('04-05, '08, '10) OS 5-10 185 Central Florida

C

Arnold Campbell ('93) OL/DL 6-3 280 Alcorn State
Lang Campbell ('08) QB 6-2 210 William & Mary
Steve Campbell ('99) QB 6-8 260 Arizona State
Scott Cannon ('02) K 5-10 190 Linfield College
Brendan Carvalho ('10-'11) OL 6-1 300 Portland State
Trevor Cavanaugh ('94) QB 6-2 200 Idaho State
Joe Cesta ('99) FB/LB 6-0 235 Arizona State
Pete Christofilakos ('07) K 5-8 180 Illinois
Kevin Cobb ('02) WR/DB 5-10 185 Memphis
Travis Cole ('03-06) QB 6-3 218 Minnesota
Hunkie Cooper ('93-05) OS, WR/LB 5-9 190 UNLV
Andy Coviello ('92-93) FB/LB 6-0 219 San Diego State
Brian Covington ('93) DS 6-0 190 Central Florida
Brad Clark ('95) WR/LB 6-0 190 BYU
Devin Clark ('10-11) OL 6-4 325 New Mexico State
David Clarke ('93) FB/LB 6-1 252 UNLV
Cameron Colvin ('11) WR 6-2 220 Oregon
Keyuo Craver ('07-'08) DB 5-10 185 Nebraska
Tim Croff ('02-03) OL/DL 6-3 280 Carson-Newman
Ben Crosland ('03) OL/DL 6-4 270 Utah State
Jonathan Crosswhite ('99) QB 6-2 210 Utah
Ryan Cue ('11) Lineman 6-1 320 Wayne State
Jeff Cummins ('02) OL/DL 6-6 295 Oregon

D

Erin Damond ('06-07) DS 6-0 190 Southern
Nick Davila ('10-12) QB 6-3 210 Cincinnati
Cedric Davis ('97) DS 5-10 180 Tennessee State
Donnie Davis ('97-99) QB 6-2 205 Georgia Tech
Michael Davis ('97) OL/DL 6-5 255 North Texas State
Terence Davis ('03-04) OS 6-0 199 McNeese State
Wendell Davis ('06) DS 5-10 180 Oklahoma
Richard DeFelice ('99) K 6-0 185 North Texas
Cosmo DeMatteo ('06-07) WR/LB 6-1 205 Tenn-Chattanooga
Chad DeGrenier ('01-02) QB 6-3 195 Washington State
Tod Devoe ('08, '10) WR 6-2 198 Central Missouri State
Cecil Doggette ('95, '97-02) DS 5-9 180 West Virginia
Eric Dooley ('93) WR/DB 6-0 190 Grambling State
Tez Doolittle ('10) DL 6-3 285 Auburn
Steve Douglass ('95-96) DS 5-9 180 Northern Arizona
Joey Dozier ('06) FB/LB 6-2 240 New Mexico State
Brian Drummy ('00-01) OL/DL 6-4 294 UW-Stevens Point
Cliff Dukes ('12) DL 6-4 295 Michigan State
Herb Duncan ('95-98) WR/DB 6-1 190 Northern Arizona
Alonzo Durham ('11) OL/DL 6-3 305 Nevada

ALL-TIME ROSTER



E

Randy Earl ('11) DL 6-4 295 Minnesota State
Brian Easter ('96-98) FB/LB 6-2 242 Arizona State
Steve Edwards ('08) ('11) OL 6-5 330 Central Florida
David Eldridge ('92) FB/LB 6-1 230 Arizona
Matt Eller ('94-95, '98-99) OL/DL 6-6 280 Bethel College
Tim Engelhardt ('04) OL/DL 6-2 290 New Mexico State
Jerome Evans ('04) OL/DL 6-5 270 Kansas State
Stacy Evans ('99-02) OL/DL 6-2 285 South Carolina

F

Curtis Fagan ('06-07) WR/DB 6-0 175 Oklahoma
Asi Faoa ('06-08) FB/LB 6-4 275 UCLA
Billy Farris ('10-11) QB 6-3 225 Colorado State
Rod Ferguson ('92) OL/DL 6-6 280 Wake Forest
William Fields ('07) DB 5-9 180 Houston
Kevin Fitzgerald ('92) OL/DL 6-5 250 Wis.-Eau Claire
Flint Fleming ('97-98) OL/DL 6-3 265 North Dakota State
Jabari Fletcher ('12) DL 6-3 265 Appalachian State
Marquis Floyd ('11-12) DB 6-0 195 W. Georgia
Onterio Ford ('92) OL/DL 6-3 269 NW Missouri State
Nate Forse ('11) WR 6-4 220 California & Penn
Brian Fox ('95) QB 6-4 220 Florida
Glen Fox ('11-12) WR 6-2 205 South Dakota State
John Frank ('05) OL/DL 6-4 285 Utah
Aaron Frazier ('99) WR/DB 5-10 180 Utah State
Brandon Freeman ('10) DB 6-2 205 Massachusetts
Lance Funderburk ('99-00) QB 6-5 225 Valdosta State (GA)

G

Aaron Garcia ('95) QB 6-1 195 Sacramento State
Wendall Gaines ('00-08) OL/DL 6-5 290 Oklahoma State
Greg Gales ('00-02) FB/LB 6-2 235 UNLV
Nelson Garner ('03-04) K 6-1 180 James Madison
Patrick Garth ('99) OL/DL 6-4 280 South Carolina
Randy Gatewood ('96-07) WR/DB 6-0 185 UNLV
Michael Geary ('98) K 6-1 190 Indiana (PA)
Jason Geathers ('11) WR/LB 6-3 205 Miami (FL)
Joe Germaine ('04-05) QB 6-2 220 Ohio State
Tom Gibson ('94-95, '97-98) OL/DL 6-7 270 Northern Arizona
Sergio Gilliam ('10) DB 6-3 195 Clemson
Tyre Glaspar ('11-12) OL/DL 6-3 265 N. Carolina A&T
Phil Glover ('04-05) FB/LB 6-0 245 Utah
Andre Goines ('99-00) DS 6-0 193 Marshall

Eddie Goines ('99) OS 6-0 195 North Carolina State
Josh Golden ('07) WR/DB 5-10 176 Arizona State
Darryl Gooden ('96) FB/LB 6-2 240 Carson-Newman
Tracey Gordon ('93) OL/DL 6-3 254 Oklahoma
Chris Gould ('12) K 6-0 205 University of Virginia
Virgil Gray ('11-12) DB 5-10 195 Rhode Island
Art Greathouse ('92) FB/LB 5-9 198 Arizona
Junior Green ('97-98) WR/LB 6-1 193 Pittsburgh
Damien Groce ('06) OS 5-10 182 Iowa State
Alex Guerrero ('10) DL 6-1 275 Boise State
Matt Gutierrez ('12) QB 6-4 230 Michigan

H

Glen Haisley ('92) OL/DL 6-4 275 Carson-Newman
Kyle Harrington ('11) OL/DL 6-4 290 Mass
Aundrae Harris ('02-03) WR/DB 5-9 176 California
Alan Harper ('10) DL 6-2 275 Fresno State
Atnaf Harris ('07-08) WR 6-1 180 Fresno State
Trevor Harris ('11) QB 6-2 220 Edinboro
Trandon Harvey ('07-08, '10-'12) WR 5-11 190
Washington State
Lindsay Hassell ('02-04) OL/DL 6-2 275 Utah State
Anttaj Hawthorne ('08, '10-12) OL/DL 6-3 315 Wisconsin
George Hawthorne ('95) OL/DL 6-5 297 Iowa
Bryan Henderson ('03-04) OL/DL 6-3 290 Northwest Oklahoma
Tony Henderson ('96-99) OL/DL 6-1 283 Michigan
Eric Herrick ('96) OL/DL 6-4 300 East Texas State
Atlas Herrion ('08, '10) OL 6-4 305 Alabama
Jai Hill ('99-00) WR/LB 6-3 210 Indiana (PA)
Vince Hill ('11) DB 6-0 185 Miles
Chris Hixson ('02-03, '05) QB 6-3 215 Rhode Island
Evan Hlavacek ('05) WR/DB 5-10 185 San Diego
Rod Hobbs ('98) FB/LB 6-2 240 Texas Tech
Jim Hoffman ('96) OL/DL 6-4 275 Arizona
Mike Hold ('96) QB 6-0 195 South Carolina
Richard Holt ('94, '96-97) WR/DB 6-2 210 Arizona
Bryan Hooks ('97-98) OL/DL 6-4 295 Arizona State
Darrell Hopper ('93) WR/DB 6-1 220 USC
Chris Horn ('01-03) OS, WR/LB 5-11 200 Rocky Mountain
Eric Hoskins ('96) WR/DB 5-11 175 Western Missouri
Eric Houle ('08) K 5-7 175 Saginaw Valley St.
Michael Huey ('12) OL 6-5 315 MackBrown-Texas
Kelvin Hunter ('02-04) WR/DB 5-9 185 Arizona
Roy Hurd ('92-93) WR/DB 6-0 202 Arizona State
Anthony Hutch ('05-06) OL/DL 6-3 295 Murray State

ALL-TIME ROSTER



I
Johnathan Ingram ('08) FB, OL 6-2 300 San Diego St.
Kelvin Ingram ('99-'01, '04-07) OL/DL 6-5 285 Oklahoma St.

J
Joe Jackson ('03-04) FB/LB 6-3 255 San Diego State
Johnny Jackson ('08) DL 6-3 300 West Alabama
Jerrian James ('08) WR/LB 6-0 190 Houston
Rusty James ('98) OL/DL 6-3 310 Arizona
Ralph Jarvis ('98) OL/DL 6-5 280 Temple
Jerald Jeffcoat ('99) OL/DL 6-3 290 Temple
Craig Jenkins ('11) OL/DL 6-5 320 Miss State
Corey Johnson ('06) WR/DB 5-9 190 Georgia
Gene Johnson ('92) QB 6-0 205 Louisiana Tech
Brian Jones ('08) QB 6-2 206 Toledo
Darrell Jones ('06-07) WR/DB 5-8 190 Cal Poly-SLO
Lance Johnson ('96) OL/DL 6-2 275 Notre Dame
Dean Jones ('94) OL/DL 6-4 285 Morningside
Larry Jones ('94-95) DS 6-0 183 Maine
Ron Jones ('10-11) OL/DL 6-4 275 Southern Mississippi
Terrance Joseph ('05, '07-08) DB 6-1 201 Tulsa
Paul Justin ('93) QB 6-2 204 Arizona State

K
Kurt Kahui ('08) LB 6-1 250 San Diego St.
Jay Kearney ('99) WR/DB 6-2 205 West Virginia
Darrin Kenney ('97-00) OL/DL 6-5 270 Lycoming
George Kelly ('10) DB 5-10 190 UTEP
Michael (Bo) Kelly ('96-99, '01-07) FB/LB 6-1 235
East Texas State
Michael Kerr ('99) OL/DL 6-4 270 Florida

Danny Kight ('05) K 6-0 214 Augusta College
Johnie Kirton ('10) FB 6-3 285 Washington
Kevin Knox ('98, '00) WR/DB 6-3 200 Florida State
Gary Kral ('05-07) K 6-0 175 Pittsburg State

L
Nathan LaDuke ('92, '95-96) WR/DB 6-0 200 Arizona State
Andre Langley ('99) OS 5-9 190 Tenn.-Martin
Clarence Lawson ('03-06) DS 5-8 180 Utah
Mike Lawson ('03) OL/DL 6-4 280 Miami
Brad Lebo ('94) QB 6-4 215 Montana
Xavier Lee ('11) QB/WR 6-4 235 FL State
Zeph Lee ('94) WR/DB 6-3 215 USC

Dwayne Lefau ('11) OL/DL 6-3 260 Akron
Michael Lindsay ('94) FB/LB 6-1 247 Southern
Tolifili Liufau ('08) DL 6-2 300 Fresno City Col.
Jeff Loots ('97-98) QB 6-2 210 Southwest State
Ricki Lopez ('92) WR/DB 5-6 146 Texas-El Paso
Dan Lucas ('95-96) FB/LB 6-2 243 Arizona State
Tony Lukins ('07) WR/DB 5-11 190 New Mexico State

M
Jason Madkins ('11) WR 6-5 225 Sam Houston State
Tracey Mao ('94-96) FB/LB 6-2 252 San Diego State
Steve Mascorro ('05-08) OL/DL 6-5 315 New Mexico State
John Marxen ('93) K 5-9 190 Southern Utah
Chad May ('99, '01) QB 6-2 240 Kansas State
Greg McClellan ('95) DS 5-10 190 Virginia
Corey McCoy ('00) OS 5-8 185 Colorado State
Kevin McCullough ('11-12) FB/LB 6-2 240 Cincinnati
Bobby McGowens ('02) WR/LB 6-3 215 South Carolina St.
JJ McKelvey ('10) WR 6-4 225 Clemson
Chris McKenzie ('08) DB 5-8 182 Arizona State
Kevin McKenzie ('07) WR/DB 5-11 193 Washington State
Steve McLaughlin ('05) K 6-1 190 Arizona
Dwight Mclean ('12) DB 6-2 205 Purdue
Bob McMillen ('95-00) FB/LB 6-3 255 Illinois Benedictine
Da'mon Merkerson ('12) DB 6-1 190 Syracuse
Charles Miller ('97) OL/DL 6-4 280 Pacific
Hamin Milligan ('03-04) DS 6-2 188 Houston
Henry Milton ('95-96) WR/DB 5-9 185 Sonoma State
Stump Mitchell ('93) WR/LB 5-8 199 The Citadel
Anthony Mix ('10) WR 6-5 230 Auburn
Ron Moran ('99-00) FB/LB 6-3 250 Southern Illinois

Charlie Morris ('00-04) OL/DL 6-2 290 Temple
Kelvin Morris ('10) LB 6-4 245 Clemson
Craig Moore ('07) OL/DL 6-4 340 Mississippi State
Darin Mrachek ('93) OL/DL 6-3 265 Wisconsin-Stout
Henry (Moey) Mutz ('06) WR/LB 6-0 190 Arizona State

N
Kevin Nickerson ('08) WR/DB 5-9 180 Central Missouri St.
Greg Niland ('12) OL 6-5 305 UMass
Bjorn Nittmo ('00) K 6-1 180 Appalachian State
Larry Nixon ('03-04) WR/LB 6-3 190 Sam Houston State
A.J. Novak ('04) FB/LB 6-0 260 William Penn

ALL-TIME ROSTER



O

Muhammad Oliver ('98-'01) DS 5-11 188 Oregon

P

Tom Pace ('03-05) WR/LB 5-10 199 Arizona State
Shawn Parnell ('97-98) DS 5-9 160 Arizona
Ricky Parker ('00-04) DS, WR/DB 6-1 190 San Diego State
Matthew Pearson ('96) OL/DL 6-4 260 Baylor
John Peaua ('01-03) FB/LB 6-3 266 Nevada
Chad Pegues ('07) OL/DL 6-2 285 Eastern Illinois
Brandon Phillips ('07) OL/DL 6-8 319 Arizona
Marcus Pittman ('10-12) DL 6-5 290 Troy
Tony Plantin ('04) OL/DL 6-4 295 Clemson
Gil Plasencia ('96) OL/DL 6-5 295 Western Illinois
Bruce Plummer ('97) DS 6-0 195 Mississippi State
Jason Pohopek ('98-99) FB/LB 6-2 240 Boston College
Kyle Pooler ('98-99, '01-02) K 6-0 190 Missouri
Jeremiah Pope ('06-07) WR/DB 5-11 205 CW Post
Maurice Purify ('12) WR 6-3 225 Nebraska

R

Judd Rachow ('92-93) OL/DL 6-6 271 San Diego State
Troy Reddick ('10) OL 6-6 325 Auburn
Kerry Reed ('11-12) WR 6-2 205 Michigan State
Jody Reinoehl ('93-94) FB/LB 6-0 262 UNLV
Dominic Reyes ('01) FB/LB 6-1 257 Angelo State
Paul Reynolds ('00) FB/LB 6-2 240 Arizona State
Michael Richmond ('92) WR/DB 5-6 154 New Mexico State
Mark Ricks ('03) DS 5-10 175 Western Michigan
Craig Ritter ('97-98) OL/DL 6-4 289 Arizona State
Garland Rivers ('92-93) DS 6-2 195 Michigan
Zack Rix ('94-96) OL/DL 6-2 280 Fresno State
Chris Robinson ('08) FB/LB 6-3 272 New Hampshire
Dale Robinson ('10) LB 6-1 240 Arizona State
Daryl Rogers ('94, '98-99) WR/LB 6-0 220 Pacific
Sir Vincent Rogers ('12) OL 6-4 310 Houston
Rod Rollins ('11) Back 6-0 190 Boston College
Olen Rosehill ('03) OL/DL 6-2 284 Hawaii
Sean Roundtree ('93) WR/DB 5-10 197 Northern Arizona
Jeff Ruffin ('06-08) OL/DL 6-4 295 Illinois
Zach Rupp ('05-07) OL/DL 6-5 260 New Mexico
Clay Rush ('07) K 6-3 220 Missouri Western

S

Chris Sailer ('02-03, '05) K 5-10 190 UCLA
Terry Samuels ('98) FB/LB 6-2 240 Kentucky
Chris Sanders ('07) QB 5-11 195 Tennessee-Chat.
Terrance Sanders ('10) DB 5-10 180 Eastern Illinois
Tyrone Sanders ('07) DS 5-10 173 Texas Christian
Matt Sauk ('08) QB 6-1 225 Utah State
David Saunders ('08) WR 6-2 210 West Virginia
Fabrizio Scaccia ('10) K 6-1 210 N/A
Calvin Schexnayder ('94-99, '01) WR/LB, OS 6-0 195
Washington State
Joe Schroeder ('11) Kicker 5-10 195 Sacred Heart University
Steve Scifres ('01) OL/DL 6-2 280 Temple
Antionne Scott ('04-05) OL/DL 6-2 291 Mississippi
Ross Setters ('94) OL/DL 6-5 290 Louisiana State
Jerry Sharp ('05-07) OL/DL 6-3 325 Syracuse
Darrell Shropshire ('08, '10) DL 6-2 301 South Carolina
Derrick Shepard ('00) OL/DL 6-2 300 Georgia Tech
Tony Sherman ('92) OL/DL 6-5 252 Arizona State
Bobby Sign ('95) OL/DL 6-2 285 Baylor
Moke Simon ('95) OL/DL 6-3 325 Texas A & I
Art Smith ('06-07) WR/DB 6-0 200 Northeastern
Maurice Smith ('94) DS 5-11 190 Texas A & I
Warner Smith ('97) OL/DL 6-2 275 Arizona
Jeff Smoker ('08) QB 6-3 223 Michigan State
Matt Spanos ('10) OL 6-2 320 USC
Tony Squitieri ('96) QB 6-1 205 Rhode Island
Rob Stanavitch ('96) OL/DL 6-3 265 Towson State
Grant Steen ('07) FB/LB 6-3 245 Iowa
Robert Stewart ('03) OL/DL 6-0 298 Alabama
Derek Stingley ('02) DS 6-0 195 Triton
Oscar Sturgis ('98-01) OL/DL 6-5 280 North Carolina

Steve Stutsman ('93) WR/DB 6-4 225 Baylor
Tres Sullivan ('95) QB 6-2 200 Texas - El Paso
Will Sullivan ('03) WR/DB 5-11 180 Bowling Green
Riley Swanson ('10-11) DB 6-0 185 Wake Forest

T

Ken Talanoa ('02, '05) OL/DL 6-4 280 Arizona State
Justin Taplin ('04-05, '07) WR/DB 6-0 183 Arizona State
Kerry Taylor ('05) FB/LB 6-4 260 UMass
Maurice Taylor ('05) DS 5-11 180 Northern Arizona
Nian Taylor ('01) OS 6-1 203 Washington State

ALL-TIME ROSTER



Eric Thomas ('08) OL 6-3 300 Florida State
Kevin Thomas ('92-95) OL/DL 6-2 260 Arizona State
Wilson Thomas ('05-06) WR/LB 6-6 195 Nebraska
Andrae Thurman ('12) WR 6-0 190 University of Arizona
Cedric Tillman ('92-99) WR/DB 5-10 185 Northern Colorado
Marcus Tillman ('11) DL 6-4 275 Mississippi
James Todd ('10) DB 6-0 180 Baylor
Joe Todd ('06-07) DS 5-9 180 Mississippi Valley State
Andy Trakas ('95-96) K 5-9 180 San Diego State
Pete Tramontanas ('02-04) OL/DL 6-5 295 UNLV
Frank Trentadue ('03-07) FB/LB 6-1 260 Elmhurst College
Isaiah Trufant ('08) DB 5-8 170 Eastern Washington
Mark Tucker ('97-06) OL/DL 6-3 295 USC
James Turnage ('92) WR/DB 6-1 220 SW Missouri St
Craig Turner ('11) WR/DB 5-8 195 Souther Illinois

V

Milton Vaughn ('94-96) WR/DB 5-10 180 Arizona State
Barry Voorhees ('95, '97-98) OL/DL 6-5 287
Cal-State Northridge

W

Barry Waggoner ('93) OL/DL 6-1 297 Missouri Western St
Cedric Walker ('97-00) DS 6-1 205 Stephen F. Austin
Steve Warren ('06) OL/DL 6-1 305 Nebraska
Jayme Washel ('97-99) OL/DL 6-2 290 Purdue
Tim Watson ('98) DS 6-3 222 Howard
Cory Wedel ('99) K 5-9 188 Wyoming
Trey Weir ('96) K 5-6 165 Baylor
Chad White ('92) QB 5-11 175 Arizona State
Derrick White ('08) LB 6-2 245 Georgia
Al Whiting ('92) WR/DB 5-11 170 East Carolina
Aric Williams ('08) DB 5-11 175 Oregon State

Gerard Williams ('97) WR/DB 6-1 213 Delaware State
James Williams ('04) FB/LB 6-2 253 Mississippi
Tyrone Williams ('95) OL/DL 6-4 275 Wyoming
Greg Willig ('94) QB 6-6 230 Rice
Sir Mawn Wilson ('97) WR/DB 6-2 220 Syracuse
Rod Windsor ('10) DB 6-2 210 Western New Mexico
Doc Wise ('93-94) OL/DL 6-2 270 UNLV
Talib Wise ('06) WR/DB 5-10 200 Nevada
Jason Witczak ('04, '08, '10) K 6-1 190 SE Missouri State
Eli Wnek ('02) FB/LB 6-2 250 Arizona
TJ Wright ('11) DB 5-11 180 Ohio

Y

Mike Yamamoto ('92) WR/DB 5-8 183 Wheaton
Kyle Young ('10, '12) OL 6-4 315 Fresno State
Tyler Young ('96) OL/DL 6-4 285 Pittsburgh

Z

Luis Zendejas ('92-95) K 5-9 200 Arizona State
John Zinser ('92-93) OL/DL 6-3 278 Penn

* Players that have been listed on at least one regular season active game roster.

ALL-TIME JERSEY NUMBERS



- 01** Scott Cannon, Nelson Garner, Andre Goines, Junior Green, Aundrae Harris, Richard Holt, Darrell Jones, Andre Langley, Ricki Lopez, Henry Milton, Isaiah Trufant, Rod Windsor
- 02** BJ Barre, Carlos Brooks, Cecil Doggette, Atnaf Harris, Darrell Hopper, Bo Kelly, Xavier Lee, Maurice Purify, Michael Richmond, David Saunders
- 03** Maurice Bryant, Donnie Davis, Tod Devoe, Jason Geathers, Chris Hixson, Richard Holt, Danny Kight, Gary Kral, Steve McLaughlin, Hamin Milligan, Clay Rush, Luis Zendejas
- 04** Orshawante Bryant, Wendell Davis, Virgil Gray, Rod Hobbs, Mike Hold, Larry Jones, Corey McCoy, Kelvin Morris, Bruce Plummer, Sean Roundtree, Tyrone Sanders, Matt Sauk, James Turnage
- 05** Siaha Burley, Chris Hixson, Eric Hoskins, Chad May, JJ McKelvey, Rod Rollins, Chris Sanders, Tres Sullivan, Cedric Walker
- 06** Terry Belden, Terence Davis, Cecil Doggette, Cliff Dukes, Vince Hill, Zeph Lee, Jeremiah Pope, Jeff Smoker, Maurice Taylor, James Todd, Sir Mawn Wilson
- 07** Steve Belles, Siaha Burley, Matt Gutierrez, Trevor Harris, John Marxen, Terrance Sanders, Milton Vaughn
- 08** Erin Damond, William Fields, Brandon Freeman, Roy Hurd, Jason Madkins, Chris Sailer, Calvin Schexnayder, Aric Williams, Jason Witczak
- 09** Marvin Bagley, Nate Forse, Brian Fox, Lance Funderburk, Sergio Gilliam, Josh Golden, Chris Gould, Aundrae Harris, Art Smith, Justin Taplin, Fabrizio Scaccia, Nian Taylor, Trey Weir, Derrick White, Al Whiting
- 10** Marvin Brown, Johnathan Crosswhite, Nick Davila, Richard DeFelice, Flint Fleming, Greg Gales, Joe Germaine, Atnaf Harris, Brian Jones, Brad Lebo, Andy Trakas, Chad White
- 11** Arkeith Brown, Chris Horn, Gene Johnson, Paul Justin, Kevin Knox, Jeff Loots, Chad May, Greg McClellan, Joe Schroeder, Greg Willig, Jason Witczak
- 12** Geoff Bender, John Bonds, Lang Campbell, Steve Campbell, Travis Cole, Chad DeGrenier
- 13** Sherdrick Bonner, Brad Clark (Number Retired 7/16/10)
- 14** Hunkie Cooper (Number Retired 5/6/05)
- 15** Cameron Bair, Trevor Cavanaugh, Cosmo DeMatteo, Billy Farris, Aaron Garcia, Shawn Parnell, Kerry Reed
- 16** Aaron Frazier, Eric Houle, Joe Jackson, Bjorn Nittmo
- 17** Randy Gatewood (Number Retired 5/9/08)
- 18** Glen Fox, Michael Geary, Bobby McGowens, Kevin McKenzie, Moey Mutz, Mark Ricks
- 19** Marquis Floyd, Jerrian James, Larry Nixon, Anthony Mix, Kyle Pooler, Tony Squitieri, Joe Todd
- 20** Carlos Brooks, Junior Green, Kevin McCullough, Chris McKenzie, Ricky Parker
- 21** Jerald Brown, Kevin Cobb, Jai Hill, Kelvin Hunter, Dwight Mclean, Riley Swanson, Talib Wise
- 22** Vincent Anderson, Jerrick Bledsoe, Anthony Brenner, Pete Christofilakos, Terence Joseph, Tyrone Sanders
- 23** Anthony Brenner, Cedric Davis, Trandon Harvey, Corey Johnson, Tom Pace
- 24** Brian Covington, Brian Easter, Curtis Fagan, George Kelly, Tony Lukins, Maurice Smith, Derek Stingley, Will Sullivan

ALL-TIME JERSEY NUMBERS



- 25** Keyuo Craver, Steve Douglass, Terrance Joseph, Keyuo Craver, Stump Mitchell, Daryl Rogers, Craig Turner
- 26** Gerard Williams, Muhammad Oliver
- 27** Clarence Lawson, Chris Sailer, TJ Wright
- 28** Evan Hlavacek, Kevin Nickerson
- 29** Ignacio Brache, Brad Clark, Nathan LaDuke, Da'mon Merkerson
- 31** Rudy Burgess, Phil Glover, Chris Robinson
- 32** Odie Armstrong, Garland Rivers, Frank Trentadue
- 33** John Booker, Asi Faoa, John Peaua, Tim Watson
- 34** Joe Cesta, Dan Lucas, Mike Yamamoto
- 35** Craig Barr, Paul Reynolds, Cory Wedel, James Williams, Eli Wnek
- 36** Tez Doolittle
- 37** Johnie Kirton
- 38** A.J. Novak
- 40** Art Greathouse
- 42** Marion Bates, David Clarke, Michael Lindsay, Grant Steen
- 43** Joey Dozier, Kurt Kahui, Antionne Scott
- 44** Andy Coviello, Tracey Mao, Bob McMillen, Dale Robinson, Kerry Taylor
- 45** Jabari Fletcher
- 46** Jason Pohopek, Jody Reinoehl, Dominic Reyes
- 47** Erik Arevalo, Keyuo Craver
- 48** Darryl Gooden, Ron Moran, Terry Samuels, Marcus Tillman
- 50** Donavon Brown, Charles Miller, Ross Setters, Jayme Washel, Glen Haisley
- 51** Lindsay Hassell, Lance Johnson, Jerald Jeffcoat
- 52** Bobby Sign, Pete Tramontanas, Tyrone Williams
- 54** John Booker
- 55** Brennen Carvalho, Brian Drummy, Olen Rosehill, Jerry Sharp, Kevin Thomas
- 56** Ron Jones, Mark Tucker
- 57** Keith Browner, Eric Thomas
- 58** Darrin Kenney, Jeff Ruffin
- 59** Rusty James, Kyle Young, John Zinser
- 60** Johnathan Ingram, Rusty James, John Zinser
- 61** Charlie Morris
- 63** Hiawatha Berry, Devin Clark, Tyler Young
- 64** Patrick Garth, Greg Niland

ALL-TIME JERSEY NUMBERS



65	Matt Eller, Tracey Gordon, Craig Moore, Moke Simon	82	Anthony Hutch
66	Onterio Ford, Dean Jones, Darin Mrachek, Troy Reddick, Barry Voorhees	83	Damien Groce, Bob McMillen
67	Calvin Armstrong	84	Wilson Thomas
68	Larry Boyd, Kevin Fitzgerald, Brandon Phillips, Barry Waggoner	85	Steve Stutsman
69	Richard Ashe, Michael Huey, Steve Scifres, Matt Spanos	88	Eric Alford, Eddie Goines, Calvin Schexnayder
70	Patrick Afif, Marcus Pittman	89	Eric Dooley, Wendall Gaines
71	Ryan Cue, Tom Gibson, Zach Rupp	90	Jeff Cummins, Michael Davis, Alex Guerrero, Oscar Sturgis, Ken Talanoa, Dustin Barno
72	Alonzo Durham, Judd Rachow	91	Nikia Adderson
73	Tom Gibson, Steve Mascorro	92	Johnny Jackson, Craig Ritter, Derrick Shepard, Steve Warren
74	Chris Baus, Sir Vincent Rogers	93	Mkristo Bruce, Stacy Evans, John Frank, Doc Wise
75	John Bankhead, Joe Burch, George Hawthorne, Atlas Herrion, Craig Jenkins, Gil Plasencia, Tony Sherman	94	Tim Croff, Tim Engelhardt, Tyre Glasper, Tolifili Liufau, Chad Pegues, Warner Smith
77	Jason Andersen, Arnold Campbell, Rod Ferguson, Anttaj Hawthorne, Zach Rix, Isaiah Ross, Robert Stewart	95	Ben Crosland, Kelvin Ingram, Ken Talanoa, Jayme Washel
78	Sebastian Barrie	96	Richard Ashe, Randy Earl, Tony Henderson, Tony Plantin
79	Steve Edwards, Matt Eller, Eric Herrick	97	Albrey Battle, Jim Hoffman, Dwayne Lefall
80	Cedric Tillman	98	Vince Amey, Alan Harper, Kyle Harrington, Michael Kerr, Mike Lawson, Matthew Pearson
81	Cameron Colvin, Herb Duncan, Jay Kearney, Andrae Thurman	99	Corey Brannon, Wendall Gaines, Bryan Henderson, Bryan Hooks, Ralph Jarvis, Darrell Shropshire, Rob Stanavitch

POSTSEASON GAMES



1993

Divisional Round – August 8
@ Arizona 56, Charlotte 49
Conference Finals – August 14
@ Detroit 38, Arizona 34

1994

Divisional Round – August 18
@ Arizona 53, Charlotte 24
Conference Finals – August 27
Arizona 40, @ Albany 33
ArenaBowl – September 2
Arizona 36, @ Orlando 31

1995

Divisional Round – August 13
Iowa 56, @ Arizona 52

1996

Divisional Round – August 10
@ Arizona 65, Orlando 48
Conference Finals – August 16
@ Tampa Bay 55, Arizona 54

1997

Divisional Round – August 9
@ Arizona 46, Milwaukee 29
Conference Finals – August 16
@ Arizona 49, Tampa Bay 46
ArenaBowl – August 25
@ Arizona 55, Iowa 33

1998

Divisional Round – August 7
@ Arizona 50, Houston 36
Conference Finals – August 15
Orlando 38, @ Arizona 33

1999

Divisional Round – August 7
@ Arizona 34, Nashville 30
Conference Finals – August 14
@ Albany 73, Arizona 47

2000

Wild Card Round – July 27
@ Arizona 41, Buffalo 34
Divisional Round – August 5
Arizona 53, @ Albany 50
Conference Finals – August 13
@ Orlando 56, Arizona 44

2001

Wild Card Round – July 28
@ Arizona 52, Detroit 44
Divisional Round – August 4
@ San Jose 68, Arizona 49

2002

Divisional Round – August 4
@ Arizona 61, Carolina 59
Conference Finals – August 11
@ Arizona 56, Chicago 35
ArenaBowl – August 18
@ San Jose 52, Arizona 14

2003

Wild Card Round – May 25
@ Arizona 69, Las Vegas 26
Divisional Round – June 1
Arizona 70, @ Los Angeles 63
Conference Finals – June 8
Arizona 66, @ San Jose 49
ArenaBowl – June 22
@ Tampa Bay 43, Arizona 29

2004

Divisional Round – June 6
@ Arizona 59, Los Angeles 42
Conference Finals – June 13
@ Arizona 45, Colorado 41
ArenaBowl – June 27
San Jose 69, @ Arizona 62

2006

Wild Card Round – May 20
@ Arizona 57, Utah 34
Divisional Round – May 27
@ San Jose 62, Arizona 48

2008

Wild Card Round – June 30
@ Arizona 41, Grand Rapids 48

2010

Wild Card Round – August 8
@ Spokane 57, Arizona 49

2011

Quarterfinal – July 29
@ Arizona 62, Spokane 33
National Conference – August 6
@ Arizona 54, Chicago 48
ArenaBowl – August 12
@ Arizona 70, Jacksonville 73

2012

Quarterfinal – July 28
@ San Jose 48, Arizona 51
National Conference – August 4
@ Arizona 75, Utah 69
ArenaBowl – August 10
@ Arizona 72, Philadelphia 54

TOP SEASONS



PASSING

YARDS

5,500 Nick Davila 2012
4,916 Nick Davila 2011
4,858 Nick Davila 2010
4,036 Sherdrick Bonner 2007
3,991 Sherdrick Bonner 2006
3,833 Sherdrick Bonner 2004
3,692 Sherdrick Bonner 2003
3,690 Sherdrick Bonner 1996
3,571 Sherdrick Bonner 1998
3,454 Sherdrick Bonner 2000
3,331 Sherdrick Bonner 1997

COMPLETIONS

427 Nick Davila 2011
415 Nick Davila 2010
391 Nick Davila 2012
347 Sherdrick Bonner 2004
316 Sherdrick Bonner 2007
295 Sherdrick Bonner 2006
295 Sherdrick Bonner 1998
288 Sherdrick Bonner 2003
286 Sherdrick Bonner 1996
277 Sherdrick Bonner 2000
270 Sherdrick Bonner 2002

ATTEMPTS

617 Nick Davila 2010
604 Nick Davila 2011
589 Nick Davila 2012
534 Sherdrick Bonner 2004
508 Sherdrick Bonner 2006
498 Sherdrick Bonner 2007
473 Sherdrick Bonner 2000
462 Sherdrick Bonner 1996
451 Sherdrick Bonner 1998
439 Sherdrick Bonner 2002
430 Sherdrick Bonner 2003

TOUCHDOWNS

117 Nick Davila 2011
113 Nick Davila 2012
102 Nick Davila 2010
88 Sherdrick Bonner 2003
83 Sherdrick Bonner 2007
83 Sherdrick Bonner 2006
77 Sherdrick Bonner 2004
72 Sherdrick Bonner 2000

70 Sherdrick Bonner 1998
69 Sherdrick Bonner 1999
67 Sherdrick Bonner 1997

INTERCEPTIONS

18 Nick Davila 2010
16 Nick Davila 2012
16 Sherdrick Bonner 2006
15 Paul Justin 1993
13 Sherdrick Bonner 2007
13 Sherdrick Bonner 1996
12 Sherdrick Bonner 1994
11 Gene Johnson 1992
11 Jeff Smoker 2008
10 Sherdrick Bonner 2005
10 Nick Davila 2011

RECEIVING

YARDS

2,372 Rod Windsor 2010
1,982 Calvin Schexnayder 1998
1,932 Maurice Purify 2012
1830 Rod Windsor 2011
1,542 Siah Burley 2005
1,513 Calvin Schexnayder 1997
1,466 Trandon Harvey 2008
1,412 Trandon Harvey 2007
1,380 Kerry Reed 2012
1,344 Siah Burley 2008
1,324 JJ McKelvey 2010
1,324 Chris Horn 2002

RECEPTIONS

193 Rod Windsor 2010
156 Rod Windsor 2011
136 Calvin Schexnayder 1998
126 Maurice Purify 2012
119 JJ McKelvey 2010
117 Siah Burley 2005
114 Siah Burley 2008
110 Trandon Harvey 2008
103 Siah Burley 2004
101 Trandon Harvey 2007
101 Chris Horn 2002

TOUCHDOWNS

47 Rod Windsor 2010
46 Maurice Purify 2012
45 Siah Burley 2005

44 Calvin Schexnayder 1998
39 JJ McKelvey 2010
36 Rod Windsor 2011
35 Randy Gatewood 2006
33 Siah Burley 2008
32 Randy Gatewood 2003
31 Trandon Harvey 2011
30 Trandon Harvey 2007

AVERAGE (MINIMUM 20 RECEPTIONS)

19.6 Cedric Tillman 1993
18.1 Herb Duncan 1995
16.3 Calvin Schexnayder 1997
16.2 Muhammad Oliver 2001
15.9 Calvin Schexnayder 2001
15.3 Maurice Purify 2012
15.2 Curtis Fagan 2006
14.9 Randy Gatewood 2002
14.9 Maurice Bryant 2000
14.7 Eddie Goines 1999
14.6 Calvin Schexnayder 1998

RUSHING

YARDS

312 Odie Armstrong 2011
222 Bo Kelly 2007
214 Odie Armstrong 2012
197 Bo Kelly 2003
180 Bob McMillen 1999
171 Bo Kelly 2001
161 Bo Kelly 1996
148 Bo Kelly 2004
143 Bob McMillen 2000
142 Bo Kelly 2002
136 Chris Robinson 2008

RUSHES

81 Bo Kelly 2007
77 Odie Armstrong 2011
66 Odie Armstrong 2012
63 Bo Kelly 1996
51 Bob McMillen 2000
50 Bo Kelly 2003
49 Bo Kelly 2004
45 Bo Kelly 2002
45 Bo Kelly 2001
44 Bo Kelly 1997
43 Bob McMillen 1999

TOP SEASONS



TOUCHDOWNS

17 Odie Armstrong 2011
16 Odie Armstrong 2012
15 Bo Kelly 1996
13 Bo Kelly 2007
9 Sherdrick Bonner 2004
9 Chris Robinson 2008
9 Bo Kelly 2004
9 Bo Kelly 2001
9 Bo Kelly 1997
8 Bo Kelly 2002
8 Bob McMillen 1999

AVERAGE (MINIMUM 10 ATTEMPTS)

5.3 Johnathan Ingram 2008
4.9 Kerry Reed 2012
4.5 Donnie Davis 1999
4.3 Hunkie Cooper 1999
4.2 Bob McMillen 1999
4.1 Rod Windsor 2010
3.9 Bo Kelly 2003
3.9 Andy Coviello 1992
3.8 Odie Armstrong 2011
3.8 Bo Kelly 2001
3.6 Chris Horn 2002
3.6 Chris Robinson 2008

TOTAL RETURNS

TOTAL YARDS

1,579 Virgil Gray 2011
1,491 Hunkie Cooper 2000
1,420 Hunkie Cooper 1993
1,382 Hunkie Cooper 1995
1,359 Hunkie Cooper 1999
1,161 Chris Horn 2002
1,098 Hunkie Cooper 1997
1,082 Terrance Sanders 2010
1,063 Darrell Jones 2007
1,038 Chris Horn 2003
1,002 Hunkie Cooper 1996

RETURNS

74 Virgil Gray 2011
69 Hunkie Cooper 1993
65 Hunkie Cooper 1995
65 Hunkie Cooper 2000
63 Hunkie Cooper 1999

60 Terrance Sanders 2010
58 Hunkie Cooper 1997
57 Darrell Jones 2007
56 Chris Horn 2002
55 Hunkie Cooper 2001

TOUCHDOWNS

6 Virgil Gray 2011
5 Hunkie Cooper 1995
4 Hunkie Cooper 2000
4 Trandon Harvey 2008
3 Hunkie Cooper 1998
3 Tom Pace 2005

AVERAGE (MINIMUM 5 RETURNS)

24.8 Trandon Harvey 2011
24.38 Jones, Darrell 2006
23.58 Horn, Chris 2001
23.3 Gray, Virgil 2011
22.94 Cooper, Hunkie 2000
22.57 Horn, Chris 2003
22.41 Schexnayder, Calvin 1994
22.40 Richmond, Micha 1993
21.76 Burley, Siaha 2004
21.57 Cooper, Hunkie 1999
21.26 Cooper, Hunkie 1995
20.73 Horn, Chris 2002

KICKING

TOTAL POINTS

151 Chris Gould 2012
125 Bjorn Nittmo 2000
118 Gary Kral 2006
113 Anthony Brenner 1997
112 Nelson Garner 2003
111 Nelson Garner 2004
107 Fabrizio Scaccia 2011
105 Ignacio Brache 2001

FIELD GOALS ATTEMPTED

29 Luis Zendejas 1993
29 Luis Zendejas 1992
28 Gary Kral 2006
25 Bjorn Nittmo 2000
23 Anthony Brenner 1997
20 Luis Zendejas 1995
20 Trey Weir 1996
20 Richard DeFelice 1999

FIELD GOALS MADE

13 Bjorn Nittmo 2000
12 Anthony Brenner 1997
12 Luis Zendejas 1993
11 Luis Zendejas 1994
10 Ignacio Brache 2001
10 Gary Kral 2006

ONE POINT EXTRA POINTS

124 Chris Gould 2012
88 Nelson Garner 2003
88 Gary Kral 2006
87 Nelson Garner 2004
86 Bjorn Nittmo 2000
77 Anthony Brenner 1997
76 Eric Houle 2008
74 Clay Rush 2007
74 Ignacio Brache 2001
71 Kyle Pooler 1998

TWO POINT EXTRA POINTS

3 Luis Zendejas 1994
2 Luis Zendejas 1993

DEFENSIVE STATISTICS

TOTAL TACKLES

113 Keyuo Craver 2007
102 Vince Hill 2011
101.5 Marquis Floyd 2011
95 Clarence Lawson 2005
93 Terrance Sanders 2010
93 Cedric Walker 1997
86 Riley Swanson 2010
85.5 Marquis Floyd 2012
83.5 Arkeith Brown 2012
81 Virgil Gray 2012
80.5 Virgil Gray 2011
76 Isaiah Trufant 2008
69 Milton Vaughn 1996
68 Brandon Freeman 2010
66 Cecil Doggette 2000
65.5 Kevin McCullough 2011
65 Riley Swanson 2011
64 Randy Gatewood 2006
62 Terrance Joseph 2005
61 Cecil Doggette 2001
61 Cedric Walker 2000
58.5 Randy Gatewood 2005

TOP SEASONS



57.5 Clarence Lawson 2003
57.5 Richard Holt 1996
56 Cecil Doggette 2002
55.5 Clarence Lawson 2006
54 Cecil Doggett 1999
53 Joseph Todd 2006
53 Aric Williams 2008
51.5 Ricky Parker 2002
50.5 Richard Holt 1994
50 Cecil Doggette 1998

SOLO TACKLES

97 Keyuo Craver 2007
88 Marquis Floyd 2011
86 Vince Hill 2011
84 Clarence Lawson 2005
78 Cedric Walker 1997
77 Terrance Sanders 2010
75 Marquis Floyd 2012
72 Riley Swanson 2010
71 Virgil Gray 2011
70 Virgil Gray 2012
68 Arkeith Brown 2012
67 Isaiah Trufant 2008
59 Randy Gatewood 2006
58 Terrance Joseph 2005
58 Cecil Doggette 2000
57 Milton Vaughn 1996

ASSISTED TACKLES

37 Kevin McCullough 2011
32 Vince Hill 2011
32 Keyuo Craver 2007
31 Arkeith Brown 2012
30 Cedric Walker 1997
27 Marquis Floyd 2011
27 Tyre Glasper 2011
27 Grant Steen 2007
26 Riley Swanson 2011
24 Hunkie Cooper 2004
24 Milton Vaughn 1996

INTERCEPTIONS

10 Arkeith Brown 2012
10 Virgil Gray 2011
9 Marquis Floyd 2011
9 Randy Gatewood 2003
7 Vince Hill 2011
6 Virgil Gray 2012

6 Kelvin Morris 2010
6 Cecil Doggette 1999
6 Randy Gatewood 1996
5 Marquis Floyd 2012
5 Randy Gatewood 2005
5 Randy Gatewood 1997
5 Brian Covington 1993
5 Cecil Doggette 2001

FUMBLES RECOVERED

6 Antass Hawthorne 2011
4 Bob McMillen 2000
4 Nathan LaDuke 1992
4 Paul Justin 1993
3 Tyre Glasper 2012
3 Virgil Gray 2011
3 Isaiah Trufant 2008
3 Cedric Walker 1997
3 Steve Stutsman 1993
3 Hunkie Cooper 2004

SACKS

8.5 Marcus Pittman 2012
8.5 Marcus Pittman 2011
8 Bryan Henderson 2004
7.5 Tyre Glasper 2011
6.5 Anttaj Hawthorne 2010
6 Cliff Dukes 2012
6 Stacy Evans 2000
6 Andy Coviello 1992
5.5 Anttaj Hawthorne 2012
5.5 Alex Guerrero 2010
5.5 Wendall Gaines 2007
5.5 Wendall Gaines 2006
5 Kelvin Ingram 2000

PASS DEFLECTIONS

27 Cecil Doggette 2000
26 Joseph Todd 2006
22 Virgil Gray 2012
21 Arkeith Brown 2012
19 Cecil Doggette 1998
19 Ricky Parker 2001
18 Cecil Doggette 2001
17 Clarence Lawson 2005
17 Cedric Walker 2000
17 Isaiah Trufant 2008
16 Cecil Doggette 2002
16 Cecil Doggette 1999

16 Cedric Walker 1997
16 Brian Covington 1993

SAFETIES

2 Tyre Glasper 2011
1 By 23 different players

CAREER LEADERS



PASSING

YARDS

40,980 Sherdrick Bonner 93-98, 00-07
15,274 Nick Davila 2010-12
2,846 Paul Justin 1993
2,720 Donnie Davis 1997-99
2,416 Aaron Garcia 1995
2,066 Jeff Smoker 2008
2,184 Joe Germaine 2004-05
1,964 Chad May 1999, 2001

COMPLETIONS

3,261 Sherdrick Bonner 93-98, 00-07
1,233 Nick Davila 2010-12
231 Donnie Davis 1997-99
226 Paul Justin 1993
177 Jeff Smoker 2008
175 Aaron Garcia 1995
173 Joe Germaine 2004-05
163 Gene Johnson 1992

ATTEMPTS

5,269 Sherdrick Bonner 93-98, 00-07
1,810 Nick Davila 2010-12
404 Paul Justin 1993
363 Donnie Davis 1997-99
301 Gene Johnson 1992
294 Jeff Smoker 2008
284 Aaron Garcia 1995

PERCENTAGE (MINIMUM 100 ATTEMPTS)

67.7 Nick Davila 2010-12
63.6 Donnie Davis 1997-99
62.7 Chad May 1999, 2001
62.7 Joe Germaine 2004-05
62.4 Lang Campbell 2008
62.0 Matt Sauk 2008
61.9 Sherdrick Bonner 93-98, 00-07
61.6 Aaron Garcia 1995
60.2 Jeff Smoker 2008

TOUCHDOWNS

828 Sherdrick Bonner 93-98, 00-07
322 Nick Davila 2010-12
52 Donnie Davis 1997-99
45 Joe Germaine 2004-05
45 Paul Justin 1993
43 Aaron Garcia 1995

INTERCEPTIONS

120 Sherdrick Bonner 93-98, 00-07
44 Nick Davila 2010-12
15 Paul Justin 1993
11 Gene Johnson 1992
11 Jeff Smoker 2008
10 Donnie Davis 1997-99

RECEIVING

YARDS

9,009 Randy Gatewood 1996-2007
8,599 Hunkie Cooper 1993-2005
7,495 C. Schexnayder 1994-99, 2001
5,261 Trandon Harvey 2007-08, 2010-12
4,202 Rod Windsor 2010-11
4,170 Siaha Burley 2004-05, 08, 10
2,381 Cedric Tillman 1992-95, 97-99
2,359 Maurice Bryant 2000-03
2,237 Chris Horn 2001-03
1,932 Maurice Purify 2012
1,860 Kerry Reed 2012
1,383 Herb Duncan 1995-98

RECEPTIONS

776 Hunkie Cooper 1993-04
689 Randy Gatewood 1996-07
523 C. Schexnayder 1994-99, 2001
367 Trandon Harvey 2007-08, 10-11
349 Rod Windsor 2010-11
341 Siaha Burley 2004-05, 08, 10
170 Cedric Tillman 1992-95, 97-99
179 Chris Horn 2001-03
177 Maurice Bryant 2000-03
147 Kerry Reed 2012
126 Maurice Purify 2012
119 JJ McKelvey 2010
97 Herb Duncan 1995-98

AVERAGE (MINIMUM 25 RECEPTIONS)

15.3 Maurice Purify 2012
14.7 Eddie Goines 1999
14.5 Atnaf Harris 2007
14.3 Herb Duncan 1995-98
14.1 C. Schexnayder 94-99, 2001
14.0 Cedric Tillman 92-95, 97-99
13.7 Milton Vaughn 1994-96
13.5 Trandon Harvey 2007-08
13.3 Maurice Bryant 2000-03

13.1 Randy Gatewood 1996-07
12.9 Kevin McKenzie 2007

TOUCHDOWNS

214 Randy Gatewood 1996-07
158 C. Schexnayder 1994-99, 2001
139 Hunkie Cooper 1993-04
102 Siaha Burley 2004-05
101 Trandon Harvey 2007-08, 2010-11
83 Rod Windsor 2010-11
53 Maurice Bryant 2000-03
50 Chris Horn 2001-03
46 Maurice Purify 2012
39 Kerry Reed 2012
39 JJ McKelvey 2010
34 Cedric Tillman 1992-95, 97-99

RUSHING

YARDS

1,455 Bo Kelly 1996-99, 01-06
530 Bob McMillen 1995-00
509 Odie Armstrong 2012
288 Hunkie Cooper 1993-2005
245 Brian Easter 1996-98
182 Tracey Mao 1994-96
181 Andy Coviello 1992-93
158 Craig Barr 1993-95
136 Chris Robinson 2008
104 Jody Reinoehl 1993-94

RUSHING ATTEMPTS

491 Bo Kelly 1996-99, 01-07
176 Bob McMillen 1995-00
151 Hunkie Cooper 1993-04
146 Sherdrick Bonner 93-98, 00-07
143 Odie Armstrong 2012
74 Brian Easter 1996-98
69 Andy Coviello 1992-93
69 Tracey Mao 1994-96
67 Craig Barr 1993-95
40 Jody Reinoehl 1993-94

AVERAGE (MINIMUM 20 ATTEMPTS)

3.6 Chris Robinson 2008
3.5 Odie Armstrong 2012
3.3 Brian Easter 1996-98
3.2 Johnnie Kirton 2010
3.0 Bob McMillen 1995-00

CAREER LEADERS



2.98 Bo Kelly 1996-99, 01-07
2.6 Phil Glover 2004-05
2.6 Tracey Mao 1994-96
2.6 Andy Coviello 1992-93
2.6 Jody Reinoehl 1993-94
2.4 Craig Barr 1993-95
2.4 Terry Samuels 1998

TOUCHDOWNS

81 Bo Kelly 1996-99, 01-07
39 Hunkie Cooper 1993-2005
36 Sherdrick Bonner 94-98, 00-07
33 Odie Armstrong 2012
23 Bob McMillen 1995-00
13 Brian Easter 1996-98
10 Chris Horn 2001-03
9 Chris Robinson 2008
8 Craig Barr 1993-95
7 Rod Windsor 2010
7 Andy Coviello 1992-93
7 Tracey Mao 1994-96
7 Nick Davila 2010-11
5 Milton Vaughn 1994-96

RETURNS

TOTAL YARDS

11,501 Hunkie Cooper 1993-2005
2,985 Trandon Harvey 2007-08, 2010-12
2,647 Chris Horn 2001-03
2,082 Virgil Gray 2012
1,703 C. Schexnayder 1994-99, 01
1,501 Siaha Burley 2004-05
1,452 Darrell Jones 2006-07
1,240 Clarence Lawson 2003-06
1,082 Terrance Sanders 2010
856 Orshawante Bryant 2002-05

TOTAL RETURNS

583 Hunkie Cooper 1993-2005
156 Trandon Harvey 2007-08, 2010-12
121 Chris Horn 2001-03
102 C. Schexnayder 1994-99, 01
90 Virgil Gray 2012
86 Siaha Burley 2004-05
69 Darrell Jones 2006-07
67 Clarence Lawson 2003-05

60 Terrance Sanders 2010
37 Tom Pace 2003-05
30 Michael Richmond 1992-93
21 Kevin McKenzie 2007

TOTAL AVERAGE (MINIMUM 10 RETURNS)

22.38 Chris Horn 2001-03
21.64 Evan Hlavacek 2005
21.04 Darrell Jones 2006-07
20.97 Virgil Gray 2012
20.60 Corey Johnson 2006
19.67 Orshawante Bryant 2002-05
19.62 Hunkie Cooper 1993-2005
19.43 Trandon Harvey 2007-08, 2010-12
19.03 Tom Pace 2003-05
18.0 Terrance Sanders 2010
17.99 Clarence Lawson 2003-05
17.5 Kevin McKenzie 2007
17.45 Siaha Burley 2004-05, 08
15.57 C. Schexnayder 1994-99, 01

TOTAL TOUCHDOWNS

19 Hunkie Cooper 1993-2005
10 Trandon Harvey 2007-08, 2010-12
8 Virgil Gray 2012
4 Darrell Jones 2006-07
4 Tom Pace 2003-05
3 C. Schexnayder 1994-99, 01

KICKING

TOTAL POINTS

295 Luis Zendejas 1992-95
268 Gary Kral 2005-07
223 Nelson Garner 2003-04
129 Anthony Brenner 1997, 99
125 Bjorn Nittmo 2000
110 Kyle Pooler 1998-99, 01
107 Fabrizio Scaccia 2011
105 Ignacio Brache 2001
97 Eric Houle 2008
92 Clay Rush 2007
87 Richard DeFelice 1999
69 Andy Trakas 1995-96

ONE POINT EXTRA POINTS MADE (PATS)

175 Nelson Garner 2003-04
153 Luis Zendejas 1992-95
142 Gary Kral 2005-07
90 Anthony Brenner 1997, 99

86 Bjorn Nittmo 2000
83 Kyle Pooler 1998-99, 01
76 Eric Houle 2008
74 Clay Rush 2007
74 Ignacio Brache 2001
66 Richard DeFelice 1999
48 Andy Trakas 1995-96
42 Trey Weir 1996

ONE POINT EXTRA POINTS ATT. (PATS)

201 Nelson Garner 2003-04
171 Luis Zendejas 1992-95
171 Gary Kral 2005-07
96 Bjorn Nittmo 2000
95 Anthony Brenner 1997, 99
95 Kyle Pooler 1998-99, 01
94 Ignacio Brache 2001
93 Clay Rush 2007
85 Eric Houle 2008
73 Richard DeFelice 1999
56 Andy Trakas 1995-96
46 Trey Weir 1996

FIELD GOALS MADE

44 Luis Zendejas 1992-95
16 Nelson Garner 203-04
14 Gary Kral 2005-07
13 Bjorn Nittmo 2000
13 Anthony Brenner 1997, 99
10 Ignacio Brache 2001

FIELD GOALS ATTEMPTED

95 Luis Zendejas 1992-95
38 Gary Kral 2005-07
31 Nelson Garner 2003-04
28 Anthony Brenner 1997, 99
25 Bjorn Nittmo 2000
20 Trey Weir 1996
20 Richard DeFelice 1999

TWO POINT EXTRA POINTS MADE

5 Luis Zendejas 1992-95

TWO POINT EXTRA POINTS ATTEMPTED

10 Luis Zendejas 1992-95

ONE POINT EXTRA POINT PERCENTAGE

94.7 Anthony Brenner 1997
91.2 Trey Weir 1996
90.6 Richard DeFelice 1999
89.5 Bjorn Nittmo 2000
89.5 Luis Zendejas 1992-95

CAREER LEADERS



89.4 Eric Houle 2008
87.3 Kyle Pooler 1998-99, 01
87.0 Nelson Garner 2003-04
85.7 Andy Trakas 1995-96
83.0 Gary Kral 2005-07

FIELD GOAL PERCENTAGE

52.0 Bjorn Nittmo 2000
52.6 Ignacio Brache 2001
51.6 Nelson Garner 2003-04
50.0 Eric Houle 2008
50.0 Kyle Pooler 1998-99, 01
46.4 Anthony Brenner 1997
46.3 Luis Zendejas 1992-95
40.0 Trey Weir 1996
37.5 Clay Rush 2007
36.8 Andy Trakas 1995-96
36.8 Gary Kral 2005-07
35.0 Richard DeFelice 1999

DEFENSIVE STATISTICS

TOTAL TACKLES

426 Randy Gatewood 1996-07
320 Cecil Doggette 1995, 97-02
277.5 Hunkie Cooper 1993-2005
227 Clarence Lawson 2003-06
224.5 Cedric Walker 1997-00
187 Marquis Floyd 2012
174.5 Ricky Parker 2000-04
158.5 Keyuo Craver 2007-08
143.5 Wendall Gaines 2000-08
116 Richard Holt 1994, 96-97
107.5 Carlos Brooks 1994, 98-99
102 Vince Hill 2011
100.5 Milton Vaughn 1994-96
93 Terrance Sanders 2010
89 Nathan LaDuke 1992, 95-96
88.5 Terrance Joseph 2005, 07-08
86 Riley Swanson 2010
85.5 Bob McMillen 1995-00
83.5 Arkeith Brown 2012
80.5 Virgil Gray 2011

SOLO TACKLES

370 Randy Gatewood 1996-07
279 Cecil Doggette 1995, 97-02
197 Clarence Lawson 2003-06
197 Hunkie Cooper 1993-2005

185 Cedric Walker 1997-00
163 Marquis Floyd 2011-12
154 Ricky Parker 2000-04
137 Keyuo Craver 2007-08
108 Wendall Gaines 2000-08
102 Richard Holt 1994, 96
93 Carlos Brooks 1994, 98-99
86 Vince Hill 2011
84 Milton Vaughn 1994-96

ASSIST TACKLES

162 Hunkie Cooper 1993-2005
112 Randy Gatewood 1996-07
82 Cecil Doggette 1995, 97-02
79 Cedric Walker 1997-00
71 Wendall Gaines 2000-08
60 Kevin McCullough 2011-12
60 Clarence Lawson 2003-06
57 Bob McMillen 1995-00
43 Keyuo Craver 2007-08
37 Kevin McCullough 2011
33 Milton Vaughn 1994-96
32 Vince Hill 2011
32 Chris Horn 2001-02
32 Richard Ashe 1993-97

SACKS

26.0 Wendall Gaines 2000-08
19 Anttaj Hawthorne 2008, 10-12
17 Marcus Pittman 2011-12
11.5 Tyre Glasper 2011-12
11.0 Bryan Henderson 2003-04
11.0 Stacy Evans 1999-02
10 Kelvin Ingram 1999-01, 04-06
9.5 Richard Ashe 1993-97
9 Andy Coviello 1992-93
8.5 Sebastian Barrie 1999-03
8 Joe Burch 1996-99, 01-02
7.5 Bob McMillen 1995-00
7 Corey Brannon 1993-95

INTERCEPTIONS

36 Randy Gatewood 1996-07
21 Cecil Doggette 1995, 97-02
16 Virgil Gray 2011-12
15 Hunkie Cooper 1993-2005
14 Marquis Floyd 2011-12
13 Cedric Walker 1997-00
10 Arkeith Brown 2012
7 Carlos Brooks 1994, 98-99

7 Jerrick Bledsoe 2001-02
7 Vince Hill 2011
7 Ricky Parker 2000-04
6 Kelvin Morris 2010
6 Richard Holt 1994, 96-97

PASSES DEFENDED

94 Cecil Doggette 1995, 97-02
60 Virgil Gray 2011-12
57 Ricky Parker 2000-04
53 Randy Gatewood 1996-07
44 Cedric Walker 1997-00
42 Marquis Floyd 2011-12
32 Clarence Lawson 2003-05
25 Wendall Gaines 2000-08
22 Keyuo Craver 2007-08
22 Vince Hill 2011
22 Muhammad Oliver 1998-2001
21 Arkeith Brown 2012
21 Jerrick Bledsoe 2001-02
21 Bo Kelly 1996-99, 01-05
20 Carlos Brooks 1994, 98-99
20 Bob McMillen 1995-99
20 Oscar Sturgis 1998-01

FORCED FUMBLES

11 Wendall Gaines 2000-08
8 Hunkie Cooper 1993-05
6 Randy Gatewood 1996-07
6 Cedric Walker 1997-00
5 Cecil Doggette 1995, 97-02
4 Keyuo Craver 2007-08
4 Bryan Henderson 2003-04
4 Richard Ashe 1993-97
3 Isaiah Trufant 2008
3 Craig Barr 1994-95

FUMBLES RECOVERED

10 Hunkie Cooper 1993-2005
8 Randy Gatewood 1996-07
7 Cedric Walker 1997-00
7 Bob McMillen 1995-00
6 Cecil Doggette 1995, 97-02
6 Anttaj Hawthorne 2011
5 Tyre Glasper 2012
5 Carlos Brooks 1994, 98-99
5 Chris Horn 2001-03
5 Nathan LaDuke 1992
4 Marcus Pittman 2012
4 Wendall Gaines 2000-08
4 Paul Justin 1993

CAREER LEADERS



BLOCKED KICKS

- 8 Wendell Gaines 2000-08
- 3 Bryan Henderson 2003-04
- 3 Tony Plantin 2004
- 3 Stacy Evans 1999-02
- 3 Virgil Gray

SAFETIES

- 2 Bo Kelly 1996-99, 01-07
- 2 Kelvin Ingram 2004-07
- 2 Bob McMillin 1995-2000
- 2 Larry Boyd 1996
- 2 Tyre Glasper 2011

ALL-ARENA RATTLERS



ALL-ARENA FIRST TEAM

- 1993 Hunkie Cooper
- 1995 Hunkie Cooper
- 1996 Hunkie Cooper
- 1997 Randy Gatewood, Calvin Schexnayder
- 1998 Sherdrick Bonner, Calvin Schexnayder
- 1999 Cecil Doggette
- 2000 Bob McMillen, Hunkie Cooper
- 2002 Chris Horn
- 2003 Sherdrick Bonner, Randy Gatewood
- 2004 Bryan Henderson
- 2005 Randy Gatewood
- 2011 Rod Windsor, Anttaj Hawthorne
- 2012 Maurice Purify, Kyle Young, Michael Huey

ALL-ARENA SECOND TEAM

- 1994 Cedric Tillman, Doc Wise
- 1996 Randy Gatewood
- 1997 Sherdrick Bonner, Hunkie Cooper
- 1999 Bob McMillen, Randy Gatewood, Hunkie Cooper
- 2000 Sherdrick Bonner, Randy Gatewood
- 2002 Sherdrick Bonner, Cecil Doggette
- 2005 Siaha Burley
- 2011 Nick Davila, Brennan Carvello, Devin Clark, Virgil Gray, Fabrizio Scaccia
- 2012 Nick Davila, Odie Armstrong, Arkeith Brown

ALL-IRONMAN TEAM

- 1999 Hunkie Cooper
- 2000 Hunkie Cooper
- 2001 Hunkie Cooper
- 2002 Randy Gatewood, Stacy Evans
- 2003 Randy Gatewood
- 2004 Wendall Gaines
- 2006 Randy Gatewood
- 2008 Wendall Gaines

ALL-ROOKIE TEAM

- 1999 Chad May, Stacy Evans
- 2000 Wendall Gaines
- 2001 Chris Horn
- 2003 Bryan Henderson
- 2007 Trandon Harvey, Keyuo Craver
- 2008 Atlas Herrion

ALL-STAR GAMES

- 1993 Paul Justin, Richard Ashe, Chris Baus, Arnold Campbell, Garland Rivers, Luis Zendejas, Danny White



ARENA FOOTBALL LEAGUE



COMMISSIONER JERRY B. KURZ

Jerry B. Kurz returns for his 27th season of Arena Football and third season as the AFL's Commissioner. Out-tenured only by the creator of Arena Football, Jim Foster, Kurz has dedicated his life to furthering the sport with a strong business ethic and core values meant to bring the highest quality product to the ever-growing fan base of arena football fans.

In his time as the president of the af2, the league saw extensive growth in small-to-mid sized markets, building an extremely dedicated fan base across the country. That foundation helped to fuel the return of the Arena Football League in 2010 after a year on hiatus due to financial instability. Kurz and a group of enthusiastic investors arranged the acquisition of the AFL's assets in bankruptcy court in late 2009 and revived the league in early 2010, fulfilling the promise that Arena Football would be played in 2010.

Kurz has also served as the AFL's Vice President of International Development, where he was in charge of the League's international exposure. During his tenure, he was responsible for administering the H3 Visa program, allowing international players to play for AFL teams stateside. He also arranged and executed all internationally played games for the Arena Football League.

Arena Football isn't Kurz's only claim to fame. He is also a founding member of Gridiron Enterprises, Inc., a sports consulting firm based out of Chicago. Gridiron Enterprises, consisting of Kurz, Foster and attorney William Niro, is the original founder of the AFL. Kurz has been a player, a coach, a general manager and an owner during his lifelong involvement with the game of football. He is also a member of four football Halls of Fame, including membership in the first class of the Arena Football Hall of Fame as well as membership in the arenafootball2 Hall of Fame.

Kurz attended the University of Oklahoma as an undergraduate and later earned his Juris Doctor Degree at Northern Illinois. Kurz is a licensed attorney in Illinois and operated a law firm with his wife, Kathryn Hall, for 20 years. Jerry and his wife, Kathryn, have one son named Matthew who is currently a football coach at Lake Forest College.

MISSION STATEMENT & FANS' BILL OF RIGHTS



MISSION STATEMENT

“To serve our community with pride and passion as a quality example of individual and team excellence on the field, in the office, at the arena and within the community by consistently exceeding our customers’ expectations by demonstrating the highest character, appreciation and respect for our game, customers, teammates and partners as a cost-effective and visionary organization providing a total entertainment experience.”

FANS' BILL OF RIGHTS

In furtherance of our Mission Statement, we, the players, coaches, officials, staff and owners of the AFL are thankful to the Fans that we serve, appreciate their support and dedicate ourselves collectively to protecting their rights as the greatest sports and entertainment Fans in the world.

WE BELIEVE that every Fan is entitled to a wholesome environment for guests and family members, free of violence, profane gestures and language or rude and invasive behavior that could in any way interfere with a first-class entertainment experience.

WE BELIEVE that every Fan demands that we maintain absolute respect for the game of Arena Football and maintain the integrity of the finest of fair competition at all times.

WE BELIEVE that every Fan deserves our very best effort on a consistent basis, on every play on the field, every action in the stands, every call to our office, and every involvement in our community.

WE BELIEVE that every Fan is entitled to a total entertainment experience at an affordable cost for all members of the family from the time they arrive at the arena to the time they depart.

WE BELIEVE that every Fan should receive the very best in competitive football, entertainment, merchandise, food and beverage for their purchasing power.

WE BELIEVE that every Fan is entitled to interact with and have access to players and coaches for autographs and conversation in recognition of their support at every game.

WE BELIEVE that Fans are entitled to fast, accurate, and complete information about our players, coaches, league, games, and performance.

WE BELIEVE that Fans expect the Arena Football League to be comprised of gentlemen and ladies who are examples and role models for youth, free of physical violence, drugs, alcohol, and gambling abuse.

WE BELIEVE that Fans expect us to honor our country and to be involved in our communities to make contributions for a better, safer, and more positive place to live.

WE BELIEVE that Fans should know that we are committed to serve and not to be served, to give and not to just take, and to inspire and encourage people to higher levels of personal and professional achievement, growth, maturity, and respect for each other.

AFL 2013 WEEK-BY-WEEK SCHEDULE



WEEK 1

SATURDAY, MARCH 23, 2013

Utah @ Pittsburgh 6:00 pm
Jacksonville @ Tampa Bay, 7:30 pm
Iowa @ Chicago, 8:00 pm
Philadelphia @ Arizona, 8:00 pm
San Jose @ San Antonio, 8:30 pm

SUNDAY, MARCH 24, 2013

Spokane @ Cleveland, 1:00 pm
Orlando @ New Orleans, 4:00 pm

WEEK 2

FRIDAY, MARCH 29, 2013

Jacksonville @ Pittsburgh, 7:00 pm
Arizona @ Utah, 9:30 pm
Orlando @ San Jose, 10:30 pm

SATURDAY, MARCH 30, 2013

Iowa @ New Orleans, 7:00 pm
Cleveland @ Tampa Bay, 7:30 pm

SUNDAY, MARCH 31, 2013

Spokane @ Chicago, 4:00 pm

WEEK 3

FRIDAY, APRIL 5, 2013

Spokane @ Iowa, 8:05 pm
Chicago @ San Antonio, 8:30 pm

SATURDAY, APRIL 6, 2013

Jacksonville @ Cleveland, 7:00 pm
Philadelphia @ Orlando, 7:30 pm
San Jose @ Arizona, 8:30 pm
Tampa Bay @ Utah, 10:00 pm

WEEK 4

FRIDAY, APRIL 12, 2013

New Orleans @ Jacksonville, 8:00 pm
San Antonio @ Tampa Bay, 8:00 pm
Arizona @ Spokane, 10:00 pm

SATURDAY, APRIL 13, 2013

Philadelphia @ Iowa, 7:00 pm

SUNDAY, APRIL 14, 2013

Pittsburgh @ Chicago, 4:00 pm

WEEK 5

FRIDAY, APRIL 19, 2013

Tampa Bay @ Orlando, 7:30 pm
Iowa @ Jacksonville, 8:00 pm
Pittsburgh @ New Orleans, 8:30 pm
Spokane @ San Jose, 10:30 pm

SATURDAY, APRIL 20, 2013

Cleveland @ Philadelphia, 7:05 pm
San Antonio @ Arizona, 9:00 pm
Chicago @ Utah, 10:00 pm

WEEK 6

FRIDAY, APRIL 26, 2013

Chicago @ Iowa, 8:05 pm

SATURDAY, APRIL 27, 2013

Utah @ Cleveland, 7:00 pm
Jacksonville @ Philadelphia, 7:05 pm
San Jose @ New Orleans, 8:00 pm
Tampa Bay @ Spokane, 10:00 pm

SUNDAY, APRIL 28, 2013

San Antonio @ Pittsburgh, 2:00 pm
Orlando @ Arizona, 6:00 pm

WEEK 7

FRIDAY, MAY 3, 2013

Iowa @ San Antonio, 8:30 pm

SATURDAY, MAY 4, 2013

Arizona @ Jacksonville, 7:00 pm
Orlando @ Pittsburgh, 7:00 pm
New Orleans @ Tampa Bay, 7:30 pm
Philadelphia @ Chicago, 9:00 pm
Spokane @ Utah, 9:00 pm
Cleveland @ San Jose, 10:30 pm

WEEK 8

SATURDAY, MAY 11, 2013

Chicago @ Cleveland, 7:00 pm
Pittsburgh @ Philadelphia, 7:05 pm
New Orleans @ Iowa, 8:05 pm
Utah @ Arizona, 9:00 pm
Jacksonville @ San Antonio, 9:30 pm
Orlando @ Spokane, 10:00 pm
Tampa Bay @ San Jose, 10:30 pm

WEEK 9

FRIDAY, MAY 17, 2013

New Orleans @ Spokane, 10:00 pm

SATURDAY, MAY 18, 2013

San Antonio @ Cleveland, 7:00 pm
San Jose @ Jacksonville, 7:00 pm
Tampa Bay @ Pittsburgh, 7:00 pm
Orlando @ Philadelphia, 7:00 pm
Iowa @ Utah, 9:00 pm

SUNDAY, MAY 19, 2013

Arizona @ Chicago, 4:00 pm

WEEK 10

FRIDAY, MAY 24, 2013

Spokane @ San Antonio, 8:30 pm

SATURDAY, MAY 25, 2013

Cleveland @ Pittsburgh, 7:00 pm
Jacksonville @ Orlando, 7:30 pm
Philadelphia @ Tampa Bay, 7:30 pm
Iowa @ Arizona, 9:00 pm
Chicago @ New Orleans, 9:00 pm
Utah @ San Jose, 10:30 pm

WEEK 11

SATURDAY, JUNE 1, 2013

Pittsburgh @ Jacksonville, 7:00 pm
Arizona @ Philadelphia, 7:05 pm
Chicago @ Orlando, 7:30 pm
Cleveland @ New Orleans, 8:00 pm
Tampa Bay @ Iowa, 8:05 pm
San Jose @ Spokane, 10:00 pm

MONDAY, JUNE 3, 2013

Utah @ San Antonio, 8:30 pm

WEEK 12

FRIDAY, JUNE 7, 2013

Iowa @ Cleveland, 7:30 pm
Utah @ Chicago, 8:30 pm

SATURDAY, JUNE 8, 2013

New Orleans @ Philadelphia, 7:05 pm
Orlando @ Tampa Bay, 7:30 pm
Arizona @ San Antonio, 8:30 pm
Jacksonville @ Spokane, 10:00 pm
Pittsburgh @ San Jose, 10:30 pm

AFL 2013 WEEK-BY-WEEK SCHEDULE



WEEK 13

FRIDAY, JUNE 14, 2013

San Antonio @ Chicago, 8:30 pm

SATURDAY, JUNE 15, 2013

Philadelphia @ Pittsburgh, 7:00 pm

Cleveland @ Orlando, 7:30 pm

Tampa Bay @ New Orleans, 8:00 pm

San Jose @ Iowa, 8:05 pm

Spokane @ Arizona, 9:00 pm

Jacksonville @ Utah, 9:00 pm

WEEK 14

FRIDAY, JUNE 21, 2013

Utah @ Spokane, 10:00 pm

SATURDAY, JUNE 22, 2013

Cleveland @ Jacksonville, 7:00 pm

Iowa @ Philadelphia, 7:05 pm

Pittsburgh @ Orlando, 7:30 pm

Chicago @ Tampa Bay, 7:30 pm

San Antonio @ New Orleans, 8:00 pm

Arizona @ San Jose, 10:30 pm

WEEK 15

FRIDAY, JUNE 29, 2013

Philadelphia @ Cleveland, 7:00 pm

New Orleans @ Pittsburgh, 7:00 pm

Orlando @ Jacksonville, 7:00 pm

San Antonio @ Iowa, 8:05 pm

San Jose @ Utah, 9:00 pm

WEEK 16

SATURDAY, JULY 6, 2013

Pittsburgh @ Cleveland, 7:00 pm

Chicago @ Philadelphia, 7:05 pm

Spokane @ Tampa Bay, 7:30 pm

Arizona @ Orlando, 7:30 pm

New Orleans @ Utah, 9:00 pm

San Antonio @ San Jose, 10:30 pm

WEEK 17

FRIDAY, JULY 12, 2013

Utah @ Philadelphia, 7:35 pm

SATURDAY, JULY 13, 2013

Spokane @ Jacksonville, 7:00 pm

San Jose @ Pittsburgh, 7:00 pm

Iowa @ Orlando, 7:30 pm

Cleveland @ Chicago, 8:00 pm

Tampa Bay @ San Antonio, 8:30 pm

New Orleans @ Arizona, 9:00 pm

WEEK 18

FRIDAY, JULY 19, 2013

San Antonio @ Spokane, 10:00pm

SATURDAY, JULY 20, 2013

Orlando @ Cleveland, 7:00 pm

Pittsburgh @ Tampa Bay, 7:30 pm

Jacksonville @ New Orleans, 8:00 pm

Utah @ Iowa, 8:05 pm

Chicago @ Arizona, 9:00 pm

Philadelphia @ San Jose, 10:30 pm

WEEK 19

FRIDAY, JULY 26, 2013

Pittsburgh @ Spokane, 10:00 pm

SATURDAY, JULY 27, 2013

Tampa Bay @ Jacksonville, 7:00 pm

New Orleans @ Orlando, 7:30 pm

San Jose @ Chicago, 8:00 pm

Arizona @ Iowa, 8:05 pm

Philadelphia @ San Antonio, 9:00 pm

Cleveland @ Utah, 9:00 pm

**CBS SPORTS NETWORK NET10 WIRELESS ARENA FOOTBALL SATURDAY
2013 BROADCAST SCHEDULE**



WEEK	DATE	VISITING TEAM	HOME TEAM
1	March 23	Philadelphia	Arizona
2	March 30	Iowa	New Orleans
3	April 6	San Jose	Arizona
4	April 13	Philadelphia	Iowa
5	April 20	Chicago	Utah
6	April 27	Tampa Bay	Spokane
7	May 4	Philadelphia	Chicago
8	May 11	Jacksonville	San Antonio
9	May 18	Orlando	Philadelphia
10	May 25	Chicago	New Orleans
11	June 1	San Jose	Spokane
12	June 8	Orlando	Tampa Bay
13	June 15	Jacksonville	Utah
14	June 22	Arizona	San Jose
15	June 29	Orlando	Jacksonville
16	July 6	Arizona	Orlando
17	July 13	San Jose	Pittsburgh
18	July 20	Orlando	Cleveland
19	July 27	Philadelphia	San Antonio

*Schedule subject to change

PLAYOFFS ON CBS SPORTS NETWORK

FIRST ROUND

August 2-3 _____ at _____

CONFERENCE CHAMPIONSHIP ROUND

August 9-10 _____ at _____

ARENABOWL XXVI ON CBS

August 17 _____ vs _____

ARENA FOOTBALL LEAGUE



RULES OF THE GAME

1 GOAL POSTS

9 feet wide, with a 15 feet high crossbar (NFL 18 1.2 feet wide, 10 feet high crossbar)

2 PLAYING FIELD

50 yards, 8 yard endzones
85 feet wide

3 SIDELINE BARRIERS

High density foam padding,
48 inches high

4 FIELD NUMBERS

3 feet by 18 inches
Base located 15 feet from
field boundary

5 INSIDE HASHMARKS

4 1/2 feet from field center

6 OUTSIDE HASHMARKS

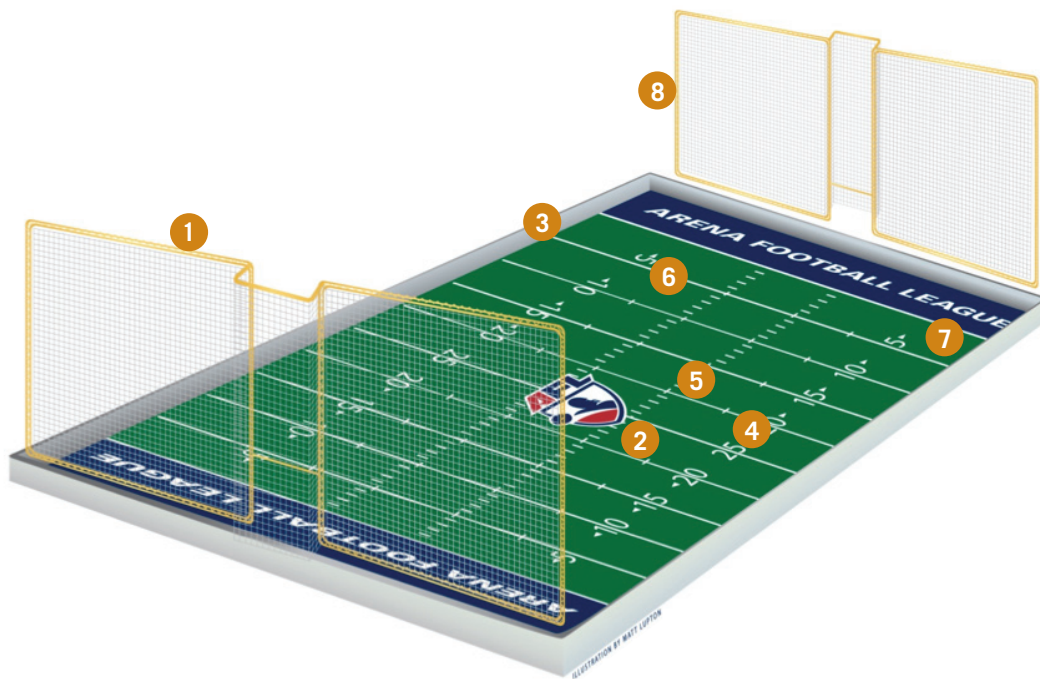
13 1/2 feet from field center

7 PLAYING SURFACE

Sportex indoor artificial grass

8 GOALSIDE REBOUND NETS

Tightly strung mesh
30 feet wide, 32 feet high



SCORING

Touchdown—6 points
Conversion place kick—1 point
Conversion run or pass—2 points
Drop kick conversion—2 points
Failed conversion returned
by defense—2 points
Safety—2 points

FIELD GOALS

By placement—3 points
By drop kick—4 points

OFFENSE

8 players on field
4 players on line of scrimmage
No punting

DEFENSE

8 players on field
3 down linemen

TOTAL ROSTER

21 active players
3 inactive players

TIME OF PLAY

Four 15-minute quarters
12-minute halftime
15-minute overtime
25/35-second clock

FIELD

- An indoor padded surface 85 feet wide and 60 yards long with eight-yard end zones.
- Goal posts are nine feet wide with a crossbar height of 15 feet (NFL goal posts are 18-1/2 feet wide with the crossbar at 10 feet).
- The goal-side rebound nets are 30 feet wide by 32 feet high. The bottoms of the nets are eight feet above the ground.
- Sideline barriers are 48 inches high and made of high-density foam rubber.

EQUIPMENT

- The official football is the same size and weight as the National Football League ball. Each ball is manufactured by Spalding a division of Russell Corporation.

PLAYERS AND FORMATIONS

- Eight players on the field; 21-man active roster; three-man inactive roster.
- Players may play both offense and defense.
- Substitution: Coaches are permitted to substitute players at will.
- Four (4) offensive players must line up on the line of scrimmage.
- Three (3) defensive players must be down linemen (in a three- or four-point stance). One linebacker may blitz on either side of the center. Alignment is two-or-more yards off the line of scrimmage. No stunting or twisting.
- Offensive motion: One receiver may go in forward motion before the snap.

TIMING

- Four 15-minute quarters with a 15-minute halftime.
- The clock stops for out-of-bounds plays or incomplete passes only in the last minute of each half and when the referee deems it necessary for penalties, injuries or timeouts.



MOVEMENT OF THE BALL AND SCORING

- Four (4) downs are allowed to advance the ball 10 yards for a first down, or to score.
- Six (6) points for a touchdown.
- One (1) point for a conversion by place kick after a touchdown, two (2) points for a conversion by drop kick and two (2) points for a successful run or pass after a touchdown.
- Three (3) points for a field goal by placement or four (4) points for a field goal by drop kick.
- Two (2) points for a safety.

KICKING

- Four (4) downs are allowed to advance the ball 10 yards for a first down, or to score.
- Six (6) points for a touchdown.
- One (1) point for a conversion by place kick after a touchdown, two (2) points for a conversion by drop kick and two (2) points for a successful run or pass after a touchdown.
- Three (3) points for a field goal by placement or four (4) points for a field goal by drop kick.
- Two (2) points for a safety.

KICKING

- Kickoffs are from the goal line. Kickers may use a one-inch tee.
- Punting is illegal. On fourth down, a team may go for a first down, touchdown or field goal.
- The receiving team may field any kickoff or missed field goal that rebounds off the net.
- Any untouched kickoff, which is out of bounds, will be placed at the 20-yard line or the place where it went out-of-bounds, whichever is more advantageous to the receiving team.

PASSING

- Receivers must have one foot inbounds for a catch. A forward pass that rebounds off the r rebound net or sideline barrier is a live ball and is in play until it touches the playing surface

OVERTIME RULES

- Overtime periods are 15 minutes for both the regular season and the playoffs.
- Each team gets one possession to score. If, after each team has had one possession, one team is ahead, that team wins. If the teams are tied after each has had a possession, the next team to score wins.



GLOSSARY OF TERMS

BALL IN THE STANDS When a ball is thrown or bounces into the seats surrounding the playing field, the “lucky” fan that catches the ball keeps it.

DROP KICK A drop-kicked FG is worth 4 points. A drop-kicked extra point is worth 2 points. Former Milwaukee Mustangs kicker Kenny Stucker is the last man to have connected on a two-point dropkick (1997).

FANS More than 22 million fans have experienced an AFL game in the League’s 21-Year History. Last year, in 2007, the AFL drew a record 1,887,054 fans in the regular season, and including the postseason, more than 2 million fans attended games for the first time in League history.

IRONMAN Signifies participants playing both offense and defense.

“MAC” AND “JACK” LINEBACKERS “Mac” may rush the QB straight on without stunting, twisting or drop-back coverage. “Jack” must stay within an imaginary box behind the line of scrimmage. Either LB may cover the fullback or tight end.

OFFENSIVE MOTION Unlike stadium-played football, one offensive back may go into forward motion prior to the snap of the ball.

OVERTIME Arena Football has a unique overtime rule. If a contest is tied after regulation, teams will play a 15-minute overtime. Each team will have one opportunity to score. If, after each team has had one chance to score, the game is tied, the first team to score is crowned the winner.

REBOUND NETS Goal-side rebound nets extend outward from each upright. The nets are 30-feet wide, 32-feet high and extend to 40 feet above the playing surface. The bottom bars of the frames are positioned eight feet above the surface. The “scoring area” is nine-feet wide and 15-feet high. Nets are stretched taut so that a missed kick attempt will rebound off the net and back into the field of play. Once the ball caroms off the net, it’s live.

SIDELINE BARRIERS Similar to the sideboards that surround a hockey rink, the sideline barrier encircles the playing surface. The barrier is made of a high-density foam pad, measuring four inches thick.

STUNTING OR TWISTING When a defensive lineman is rushing the passer, there’s no “stunting” or “twisting”. In other words, linemen are required to power past offensive linemen.

TIGHT END One offensive lineman must declare himself a tight end prior to the snap by simply raising his arm and “declaring” himself a tight end. The Mac (rush-eligible) linebacker must line-up on the opposite side of the center from the tight end.

TWO-WAY PLAYERS One of the most “throwback” features of the Arena Football League is the fact that the game features eight-on-eight football, where at times, some players will play both offense and defense.

ARENA FOOTBALL LEAGUE



MISCELLANEOUS INFORMATION

ROSTER LIMITS

From the first day the League allows the signing of free-agent players until the first league-sanctioned cut-down date, teams are prohibited from having more than 35 players on their roster. Players listed on the active list or free-agent signees are considered eligible to be counted for the 35-man roster.

Teams will be required to reduce their active lists to 24 players by 5 p.m. CST on the last day of camp. The 21-man active list and three practice players will remain in effect for the remainder of the regular season and the playoffs, including ArenaBowl XXIV.

Each team may maintain a maximum 21-player roster and 3-player practice squad during the regular season. Every club may dress a maximum of 21 players for each game. Teams may have a gameday inactive list with a maximum of three players. In a documented emergency, a team may add an emergency kicker to their roster, no later than one hour before kickoff.

TRADES

The trading period began on the Monday following ArenaBowl XXIII—and will end at 5 p.m. CST on Sunday, May 15, 2010. Upon reporting to his new team, each traded player must pass the physical given by his new team. Failure to pass the physical and/or failure to report will nullify the trade.

RESERVE LISTS

The reserve list of each team consists of the following categories; retired, refused to report, left squad, injured reserve, injured exempt, team suspended, league suspended, other league exempt and physically unable to perform.

INJURED RESERVE

A player who is placed on injured reserve list must remain on injured reserve for a minimum of four weeks. Training camp weeks will not count against that total. Teams activating players from their injured reserve list must do so no less than 24 hours prior to that team's game.

KEY 2013 CALENDAR DATES

MARCH 1 Players may report for physicals only

MARCH 2 1st day of camp. No pads.

MARCH 4 1st day of full pad practice

MARCH 9 28-man rosters due at 5pm CT

MARCH 16 Training camp end (28-man rosters due at 5pm CT)

MARCH 23 Regular Season begins

JUNE 10 Trade deadline

JULY 1 Future considerations must be completed

JULY 21 End of season reassignment begins

JULY 27 Regular season ends

AUGUST 2 PLAYOFFS – First Round

AUGUST 10 PLAYOFFS – Conference Championships

AUGUST 17 ArenaBowl XXVI



PLAYOFF QUALIFICATION, SELECTION OF TEAMS

Eight teams qualify for the playoffs, four from each conference—American and National. The four qualifying teams in each conference consist of the two division champions and two Wild Cards, determined by best overall record. Seeding in each conference is based on overall record, with the top two seeds in each conference reserved for the division champions, regardless of record. In the First Round, July 29-30, the first two seeds in each conference are the two division winners. The next two teams are seeded by next best two overall records. Teams ranked 1 and 2 earn home playoff games with 1 hosting 4 and 2 hosting 3. In the Conference Championship Round, August 5-6 the winner of the 1-4 game plays the winner of the 2-3 game. The home team is decided by the team with the higher seed. The winners of the Second Round will face off in ArenaBowl XXIV on August 12th at the home venue of the higher seeded team.

TIEBREAKING PROCEDURES

If, at the end of the regular season, two or more clubs in the same division are tied with identical won-lost percentages, the following steps will be taken to determine rank.

DIVISION CHAMPIONS

If two teams are tied for Division Champions...

1. Record in head-to-head games
2. Record within the Division
3. Record against common opponents
4. Point spread in head-to-head games
5. Point spread in games against common opponents
6. Coin toss

TWO CLUBS

1. Head-to-head best won-lost percentage in games among clubs.
2. If teams split head-to-head games, the next tiebreaker will be the point differential in those two games.
3. Best won-lost percentage in common games, if applicable
4. Strength of schedule strength up.
5. Best net total touchdowns in all games
6. Coin toss

THREE OR MORE CLUBS

- If two clubs remain tied after a third club is eliminated during any step, tiebreaker reverts to step 1 of the two-club format
 - If one team wins multiple-team tiebreaker to advance to playoff round, remaining teams revert to step 1 of the two-club format
 - All teams must have played head-to-head for step 1 to be utilized in a multiple-team tie.
1. Head-to-head best won-lost percentage in games among clubs.
 2. Best won-lost percentage in common games, if applicable
 3. Strength of schedule strength up.
 4. Best net total touchdowns in all games.
 5. Coin toss

AFL MEDIA CONTACTS



AFL COMMUNICATIONS

640 North LaSalle Street
Suite 557
TEL: (312) 465-2200
FAX: (312) 496-3055
www.arenafootball.com

ANTHONY HERRON

V.P. of Broadcast,
Communications & Branding
(312) 465-2212
aherron@arenafootball.com

MALLORY TRELEAVEN

Manager, Team & Media Services
(312) 465-2206
mtreleaven@arenafootball.com

BJ PICKARD

Director of Communications
(312) 465-2204
bjpickard@arenafootball.com

AFL TEAM PR CONTACTS

ARIZONA RATTTLERS

Nykki Schele
(360) 704-6418
nschele@azrattlers.com

CHICAGO RUSH

Mike McLaughlin
(855) 787-4946
mmclaughlin@arenarush.com

CLEVELAND GLADIATORS

Sarah Jamieson
(216) 420-2672
sjamieson@clevelandgladiators.com

IOWA BARNSTORMERS

Greg Boyd
(515) 633-2255
gboyd@theiowabarnstormers.com

JACKSONVILLE SHARKS

Zander Kean
(904) 900-2060
zander@jaxsharks.com

NEW ORLEANS VOODOO

Hayley Asaro
(504) 875-3900
hayley@aflvoodoo.com

ORLANDO PREDATORS

Johanna Kimberley
(407) 648-4444
jkimberley@orlandopredators.com

PHILADELPHIA SOUL

Tom Goodhines
(215) 253-4900 x144
tgoodhines@philadelphiasoul.com

PITTSBURGH POWER

Rob Goodman
(412) 697-7846 x210
rgoodman@pittsburghpowerfootball.com

SAN ANTONIO TALONS

Tacee Walters
(210) 227-8326
twalters@sanantoniotalons.com

SAN JOSE SABERCATS

Jordan Stepp
(408) 673-3400 x31206
j.stepp@thesanjosesebercats.com

SPOKANE SHOCK

Ryan Eucker
(509) 242-7462
reucker@spokaneshock.com

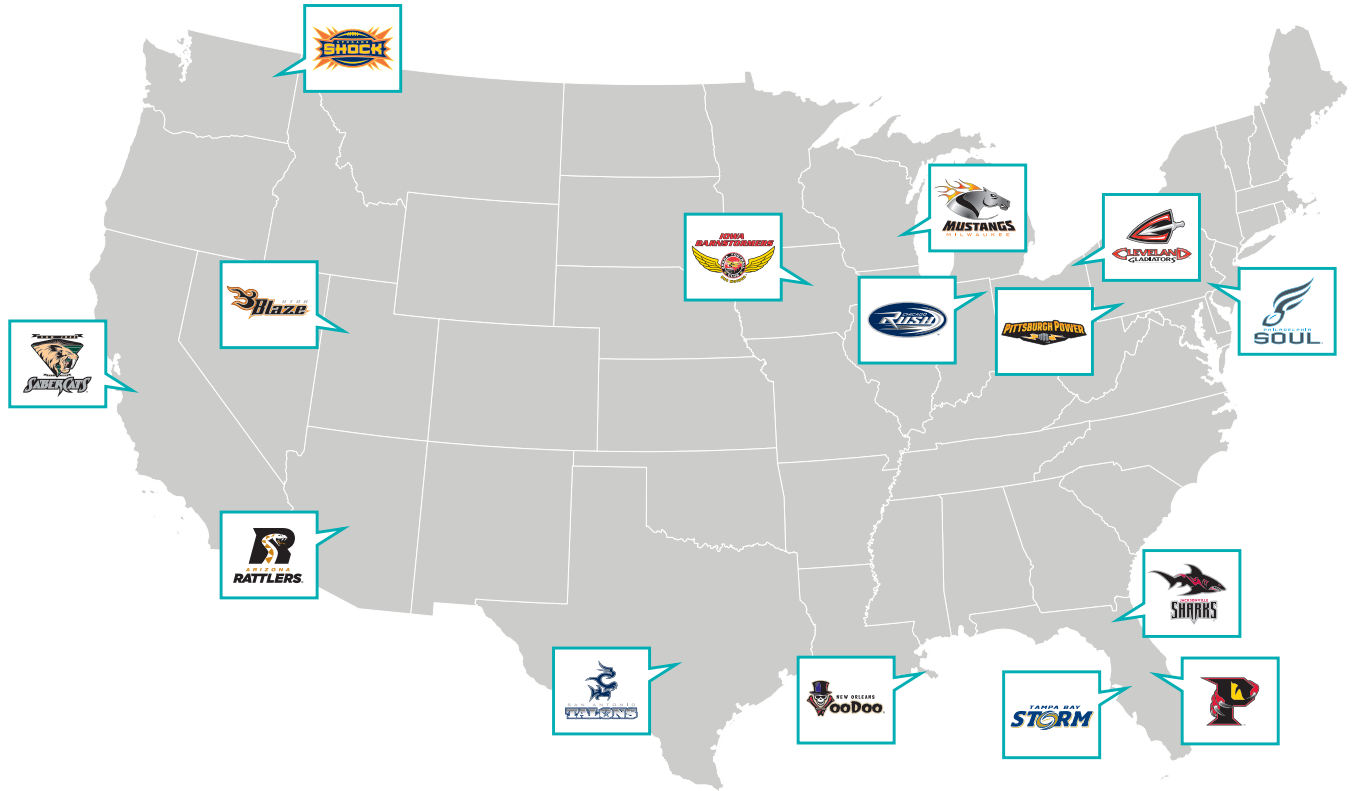
TAMPA BAY STORM

Jim Robinson
(813) 276-7300
jim@tampabaystorm.com

UTAH BLAZE

Mike Dijulio
(425) 894-8625
miked@utblaze.com

2013 AFL COVERAGE MAP



2013 AFL TEAM MEDIA DIRECTORY



ARIZONA RATTLEERS
 14287 N. 87th St. Suite 120
 Scottsdale, AZ 85260
 T: 480-924-0208
 F: 480-751-1286
NYKKI SCHELE
 360-951-7302
 nschele@azrattlers.com



CHICAGO RUSH
 2340 S. River Rd. Suite 400
 Des Plaines, IL 60018
 T: 855-787-4946
 F: 224-567-8952
ERIN HERRMANN
 855-787-4946
 eherrmann@arenarush.com



CLEVELAND GLADIATORS
 1 Center Court
 Cleveland, OH 44115-4001
 T: 216-685-9000
 F: 216-685-9002
PHIL TESAR
 216-685-9000 x206
 ptesar@clevelandgladiators.com



IOWA BARNSTORMERS
 730 3rd Street
 Des Moines, IA 50309
 T: 515-633-2255
 F: 515-564-8451
GERG BOYD
 515-633-2255
 gboyd@theiowabarnstormers.com



JACKSONVILLE SHARKS
 1000 W. Bay Street
 Jacksonville, FL 32202
 T: 904-621-0700
 F: 866-661-2116
ZANDER KEAN
 508-523-0694
 zander@jaxsharks.com



MILWAUKEE MUSTANGS
 1661 N. Water St. Suite 509
 Milwaukee, WI 53202
 T: 414-224-4000
 F: 414-224-8096
NICOLE LEBLANC
 414-224-4000
 nleblanc@mkemustangs.com



NEW ORLEANS VOODOO
 1515 Poydrass St. Suite 100
 New Orleans, LA 70112
 T: 504-875-3900
 F: 504-782-3590
BRANDON RIZZUTO
 504-875-3900
 brandon@afloodoo.com



ORLANDO PREDATORS
 302 S. Graham Avenue
 Orlando, FL 32803
 T: 407-648-4444
 F: 407-839-4877
J.C. CARNAHAN
 407-704-6196
 jcarnahan@orlandopredators.com



PHILADELPHIA SOUL
 7 Penn Center
 1635 Market St. 17th Floor
 Philadelphia, PA 19103
 T: 215-253-4900
 F: 215-253-4933
TOM GOODHINES
 215-253-4900
 tgoodhines@philadelphiasoul.com



PITTSBURGH POWER
 1 PPG Place Suite 2370
 Pittsburgh, PA 15222
 T: 412-697-1239
 F: 412-697-0997
ETHAN VICKERS
 412-434-6320 x112
 ethan@brabendercox.com



SAN JOSE SABERCATS
 600 E. Brokaw Road
 San Jose, CA 95112
 T: 408-673-3400
 F: 408-673-3401
JORDAN STEPP
 408-673-3400 x31206
 j.stepp@thesanjosasabercats.com



SPOKANE SHOCK
 3212 N. Eden Road Suite B
 Spokane Valley, WA 99216
 T: 509-242-7462
 F: 509-267-7902
KEVIN MALONEY
 509-242-7471
 kmaloney@spokaneshock.com



TAMPA BAY STORM
 401 Channelside Drive
 Tampa, FL 33602
 T: 813-276-7300
 F: 813-307-5902
JIM ROBINSON
 813-276-7300
 jim@tampabaystorm.com



SAN ANTONIO TALONS
 130 E. Travis St. #525
 San Antonio, TX 78205
 T: 855-728-2566
ABBY BEDECS & GISELA GIRARD
 210-227-1999
 abedecs@creativecivilization.com
 ggirard@creativecivilization.com



UTAH BLAZE
 301 West South Temple Ave.
 Salt Lake City, UT 84101
 T: 888-99BLAZE
 F: 801-405-8090
MIKE DIJULIO
 425-894-8625
 miked@utblaze.com