



TULSA 66ERS

2013-14 MEDIA GUIDE



PROUD AFFILIATE OF THE OKLAHOMA CITY THUNDER



TULSA66ERS.COM

2013 • 2014



SCHEDULE

NOVEMBER

SUN	MON	TUE	WED	THU	FRI	SAT
17	18	19	20	21	22 IWA 7 PM	23 IWA 7 PM
24	25	26	27	28	29 RGV 7 PM	30 TEX 7 PM

DECEMBER

SUN	MON	TUE	WED	THU	FRI	SAT
1	2	3	4	5 SXF 11 AM	6 DEL 7 PM	7
8 TEX 4 PM	9	10	11 CTN 6 PM	12	13 SXF 7 PM	14 SXF 7 PM
15	16	17	18	19 RNO 7 PM	20	21
22 IWA 4 PM	23	24	25	26	27 AUS 7 PM	28
29 AUS 3 PM	30	31				

JANUARY

SUN	MON	TUE	WED	THU	FRI	SAT
			1	2 MNE 6 PM	3 SPG 6 PM	4
5 MNE 4 PM	6	7	8	9	10 SXF 7 PM	11 SXF 7 PM
12	13	14	15	16	17 BAK 9 PM	18 LAD 8:30 PM
19	20	21	22	23	24 SCW 7 PM	25 IDA 7 PM
26	27 RGV 7 PM	28	29 RGV 7 PM	30	31 AUS 7:30 PM	

FEBRUARY

SUN	MON	TUE	WED	THU	FRI	SAT
						1 AUS NOON
2	3	4 IWA 11 AM	5	6	7 DEL 7 PM	8 DEL 7 PM
9	10	11 IWA 7 PM	12	13	14	15
16	17	18 SXF 7 PM	19	20	21 RGV 7 PM	22 RGV 7 PM
23	24	25	26 TEX 7 PM	27	28 IWA 7 PM	

MARCH

SUN	MON	TUE	WED	THU	FRI	SAT
						1 RGV 7 PM
2	3	4	5 ERI 11 AM	6	7	8 TEX 7 PM
9	10	11	12	13 SXF 7 PM	14	15 TEX 7 PM
16 BAK 4 PM	17	18	19	20 TEX 7 PM	21	22 IWA 7 PM
23 30	24 31	25	26	27	28 RGV 7 PM	29 AUS 7 PM

APRIL

SUN	MON	TUE	WED	THU	FRI	SAT
		1	2	3	4 CTN 7 PM	5 SXF 7 PM

*ALL TIMES ARE CENTRAL AWAY HOME *DENOTES FIELD TRIP DAY (game in Oklahoma City) OKC

FOR LIVE GAME COVERAGE OF EVERY HOME AND AWAY GAME TUNE IN TO



GET YOUR TICKETS TODAY!

918.585.8444
INFO@TULSA66ERS.COM

66ers

2013-14 MEDIA GUIDE

GENERAL INFORMATION

Quick Facts	4
Photo Roster	5
Schedule	6
Team Identity	7
Media Information	8
SpiritBank Event Center	10
City of Tulsa	12
66ers in the Community	14
NBA D-League Cares	15
All-Time Call-Ups and Assignments	16

STAFF

Head Coach Darko Rajakovic	18
Coaching Staff	20
Basketball Operations	21
Support Staff	22
Staff Call-Ups	22
Business Office Staff	23

THE 66ERS

Xavier Alexander	26
Rodney Bartholomew	28
Scoop Jardine	30
Grant Jerrett	32
Jon Kreft	34
Mario Little	36
Nick Murphy	38
Larry Owens	40
Maurice Sutton	42
Chase Tapley	44
Ben Uzoh	46
Isaiah Wilkerson	48
Alphabetical/Numerical Rosters	50

SEASON REVIEW

Season Notes	52
Season Statistics	54
Home/Road Statistics	55
Game-by-Game Results	56
Game-by-Game Statistics	58
Team Superlatives	60

Starting Lineups	61
Team Highs/Lows	62
Individual Highs	63
Double Figures and Game Leaders	64

HISTORY AND RECORDS

Past Records and Coaches	66
Year-by-Year Statistics and Awards	67
Team Single-Game Record	68
Opponents Single-Game Records	69
Individual Single-Game Records	70
Playoff Results	71
Playoff Records	72
Overtime and Opening Night	75
Career Leaders	76
Single-Season Leaders	77
Year-by-Year Leaders	78
Year-by-Year Statistics	79
Year-by-Year Results	83
All-Time Records vs. Opponents	87
All-Time Roster	88

NBA D-LEAGUE

2012-13 D-League Review	100
NBA D-League History	111
2013-14 D-League Preview	112
Opponent Information	113

ABOUT THE GUIDE

The 2013-14 Tulsa 66ers media guide was designed, written and edited by 66ers public relations manager, Ben Coldagelli. Statistical information was provided by the NBA Development League. Photography by NBAE via Getty Images, Rich Crimi and Shane Bevel.

The information contained in this publication was compiled by the Tulsa 66ers and is provided as a courtesy to fans and the media and may be used only for personal or editorial purposes. Any commercial use of this information is prohibited without the prior written consent of the Tulsa 66ers.

All NBA D-League and team insignias depicted in this publication are the property of NBA Properties, Inc. and the respective teams of the NBA Development League and may not be reproduced for commercial purposes without the prior written consent of NBA Properties, Inc.



QUICK FACTS

2013-14 Quick Facts

GENERAL INFORMATION

Team Information:

Team Name Tulsa 66ers
 NBA Affiliate Oklahoma City Thunder
 Front Office Address 10425 South 82nd East Avenue
 Suite 105
 Tulsa, OK 74133
 Business Phone 918-585-8444
 Ticket Information 918-585-8444
 Email info@tulsa66ers.com
 Arena SpiritBank Event Center (3,700)
 Arena Address 10441 S. Regal Blvd.
 Tulsa, OK 74133
 Year Established 2005
 Team Colors Dark Blue (Pantone 282C)
 Blue (Pantone 285C)
 Red (Pantone 1788C)
 Yellow (Pantone 1235C)
 2012-13 Record 27-23
 Overall Record 196-202 (.493)
 2012-13 Playoff Record 2-3, Lost in NBA D-League Semifinals
 Overall Playoff Record 8-9 (.471)
 Website Tulsa66ers.com
 Facebook Page Facebook.com/Tulsa66ers
 Twitter Handle @Tulsa66ers
 Instagram Account @Tulsa_66ers
 Radio 1300 AM, ESPN Radio
 Radio Play-by-Play Don King

Team Ownership:

Ownership Professional Basketball Club, LLC
 Chairman, Oklahoma City Thunder; Chairman, Dorchester Capital; Clayton I. Bennett
 Chairman & CEO, American Energy Partners Aubrey K. McClendon
 Chairman & CEO, MidFirst Bank G. Jeffrey Records, Jr.
 Owner, TLW Trading LLC Tom L. Ward
 Chairman & CEO, American Fidelity Assurance Company William M. Cameron
 Chairman, Howard Investments Robert E. Howard, II
 Managing Partner, Dobson Partnership Everett R. Dobson
 President, Balon Corporation Jay Scaramucci, Jr.

Staff Directory:

President Jim Brylewski
 Director, Minor League Operations/Pro Scout Brandon Barnett
 Head Coach Darko Rajakovic
 Assistant Coach Anthony Goldwire
 Assistant Coach/Video Analyst Brian Baudinet
 Assistant Coach/Video Analyst Steve Scalzi
 Athletic Trainer Dr. Sebastien Poirier
 Athletic Performance Coordinator Kurtis Rayfield
 Team Physician Dr. Thomas W. Allen
 Public Relations Manager Ben Coldagelli



2013-14 Opening Night Photo Roster



24 Xavier Alexander
Guard | 6-6 | 225
Southern Nazarene



10 Rodney Bartholomew
Forward | 6-8 | 230
Indiana Tech



11 Scoop Jardine
Guard | 6-2 | 195
Syracuse



33 Grant Jerrett
Forward | 6-10 | 220
Arizona



50 Jon Kreft
Center | 7-0 | 262
Florida State



23 Mario Little
Forward | 6-6 | 218
Kansas



9 Nick Murphy
Guard | 6-4 | 215
Jacksonville State



32 Larry Owens
Forward | 6-7 | 215
Oral Roberts



34 Maurice Sutton
Center | 6-11 | 220
Villanova



22 Chase Tapley
Guard | 6-3 | 195
San Diego State



18 Ben Uzoh
Guard | 6-3 | 205
Tulsa



15 Isaiah Wilkerson
Guard | 6-3 | 215
N.J. Institute of Technology

PLEASE NOTE: As an NBA Development League affiliate, the Tulsa 66ers will likely see multiple transactions throughout the year. For an up-to-date roster during the 2013-14 season, please visit Tulsa66ers.com



SCHEDULE

2013-14 Schedule

GENERAL INFORMATION

NOVEMBER

Fri.	22	IOWA	7 PM
Sat.	23	IOWA	7 PM
Fri.	29	at RIO GRANDE VALLEY	7 PM
Sat.	30	at TEXAS	7 PM

DECEMBER

Thu.	5	SIOUX FALLS	11 AM
Fri.	6	DELAWARE	7 PM
Sun.	8	TEXAS	4 PM
Wed.	11	at CANTON	6 PM
Fri.	13	at SIOUX FALLS	7 PM
Sat.	14	at SIOUX FALLS	7 PM
Thu.	19	RENO	7 PM
Sun.	22	at IOWA	4 PM
Fri.	27	AUSTIN	7 PM
Sun.	29	at AUSTIN	3 PM

JANUARY

Thu.	2	at MAINE	6 PM
Fri.	3	at SPRINGFIELD	6 PM
Sun.	5	at MAINE	4 PM
Fri.	10	SIOUX FALLS	7 PM
Sat.	11	SIOUX FALLS	7 PM
Fri.	17	at BAKERSFIELD	9 PM
Sat.	18	at LOS ANGELES	8:30 PM
Fri.	24	SANTA CRUZ	7 PM
Sat.	25	IDAHO	7 PM
Mon.	27	at RIO GRANDE VALLEY	7 PM
Wed.	29	at RIO GRANDE VALLEY	7 PM
Fri.	31	at AUSTIN	7:30 PM

FEBRUARY

Sat.	1	at AUSTIN	NOON
Tue.	4	IOWA	11 AM
		(game will be played in Oklahoma City)	
Fri.	7	DELAWARE	7 PM
Sat.	8	DELAWARE	7 PM
Tue.	11	at IOWA	7 PM
Tue.	18	SIOUX FALLS	7 PM
Fri.	21	at RIO GRANDE VALLEY	7 PM
Sat.	22	at RIO GRANDE VALLEY	7 PM
Wed.	26	at TEXAS	7 PM
Fri.	28	at IOWA	7 PM

MARCH

Sat.	1	RIO GRANDE VALLEY	7 PM
Wed.	5	ERIE	11 AM
Sat.	8	TEXAS	7 PM
Thu.	13	SIOUX FALLS	7 PM
Sat.	15	at TEXAS	7 PM
Sun.	16	BAKERSFIELD	4 PM
Thu.	20	TEXAS	7 PM
Sat.	22	at IOWA	7 PM
Fri.	28	RIO GRANDE VALLEY	7 PM
Sat.	29	AUSTIN	7 PM

APRIL

Fri.	4	CANTON	7 PM
Sat.	5	at SIOUX FALLS	7 PM

*All times are Central



Tulsa 66ers Logos




TULSA 66ERS Official Colors

66ers Dk. Blue	Pantone 282C	100c/68m/54k	45g/98b
66ers Blue	Pantone 285C	89c/43m	125g/195b
66ers Red	Pantone 1788C	84m/88y	240r/81g/51b
66ers Yellow	Pantone 1235C	29m/91y	253r/187g/48b



LOGO ON COLORED BACKGROUNDS



PARTIAL LOGO



Tulsa 66ers Uniforms



Please Note: The NBDL and NBDL member team identifications and trademarks are registered designs and other forms of intellectual property of NBDL Properties, Inc. and the respective member teams and may not be used without the prior written consent of NBDL Properties, Inc. All rights reserved. Proper trademark usage for proper trademark usage, please contact NBDL Properties at 334.674.6666.

OFFICIAL TEAM COLORS OR USE

THUNDER BLUE:	PMS 285C
THUNDER NAVY:	PMS 282C
THUNDER RED:	PMS 1788C
THUNDER YELLOW:	PMS 1235C

HOME UNIFORM



ROAD UNIFORM





MEDIA INFORMATION

GENERAL INFORMATION

Public Relations Contact Information

Public Relations Manager..... Ben Coldagelli
 Email Address..... bcoldagelli@tulsa66ers.com
 Phone..... (918) 585-8447
 Mobile..... (918) 384-9917
 Fax..... (918) 398-6930
 Mailing Address..... 10425 South 82nd East Avenue
 Suite 105
 Tulsa, OK 74133

Media Guidelines

The following media guidelines have been established to assist coverage of the 66ers and to provide a professional, comfortable working environment for all members of the media. Additional information, including press releases, photography, etc., are available upon request to media. Any questions not covered in the publication can be directed to Ben Coldagelli, Tulsa 66ers Manager of Public Relations, at bcoldagelli@tulsa66ers.com.

MEDIA ACCESS TO LOCKER ROOMS:

Media access begins one hour before the start of the game and will be open for a 45-minute time frame, with each player available for a maximum of 15 minutes during that time (ex: doors will open at 6 p.m. for a 7 p.m. tip off). Locker rooms will be reopened to the media after the game no later than 10 minutes following the game's conclusion and shall remain open to the media for a minimum of thirty 30 minutes. During postgame player availability, please respect the player's time to shower and change clothes before conducting an interview. Players must be fully dressed during all locker room interviews.

MEDIA CREDENTIALS:

Credentials may be requested by calling the public relations department 24 hours prior to the game. Credentials are issued to accredited members of the media who are on assignment to cover a specific game. Please confirm your credential request prior to arriving at the game. Credentials should be used for work at all times and are non-transferable. Unauthorized use of a credential may subject the bearer to ejection from the arena and forfeiture of the credential.

NBA SCOUTING CREDENTIAL REQUESTS

Scouting requests should be submitted at least 24 hours prior to the desired game, and by 5 p.m. (CT) on Friday for games on Sunday and Monday to ensure credentials and proper seating arrangements are made. Once the NBA D-League Office processes requests for credentials, they will be forwarded to the individual teams.

CREDENTIAL PICKUP

Credentials can be picked up at the will call ticket window, located on the south side of the main lobby of the SpiritBank Event Center.

MEDIA WORKROOM

New for this season, the Tulsa 66ers have added a media workroom and press box to better serve the media covering home 66ers games. The media workroom is located in the large suite on the second level of the SpiritBank Event Center's southwest corner. The workroom and press box is exclusively for credentialed media members. The suite will occasionally be used as a party suite for guests, in which case an auxiliary press box will be used on the top of sections 204 and 205.

INTERVIEW REQUESTS

Requests that require special accommodations should be made ahead of time by calling the Public Relations Department at 918-585-8447.

GAME NOTES AND STATISTICS

Printed game notes are available at the arena two hours before each game, during the game and postgame. Game notes can also be found online the morning of the game on Tulsa66ers.com. Box scores will be distributed to the media seating area after each quarter along with the conclusion of the game.

PRACTICE TIMES AND POLICIES

Practice times may be obtained by contacting the Public Relations Department. Practice times and locations are subject to change.



Tulsa Media Outlets

PRINT MEDIA

TULSA WORLD

PO Box 1770, Tulsa, OK, 74102
 Ph: 918-581-8300
 Fax: 918-581-8352
 Sports Editor: Michael Peters, michael.peters@tulsaworld.com
 Sports Desk: sports@tulsaworld.com
 Writer: Kevin Henry, khenry@penwell.com
 Writer: Duane DaPron, ddapron@penwell.com
 Writer: Bill Haisten, bill.haisten@tulsaworld.com

TULSA BUSINESS JOURNAL

20 E. 5th Ave., Suite 105, Tulsa, OK 74103
 Ph: 918-585-6655
 Fax: 918-295-4890
 Sports Editor: Ray Tuttle, rtuttle@tulsabusinessjournal.com

THE OKLAHOMAN

PO Box 25125, Oklahoma City, OK 73125
 Ph: 405-475-3231
 Fax: 405-475-3138
 Sports Editor: Mike Sherman, msherman@opubco.com
 Sports Writer: Darnell Mayberry, dmayberry@opubco.com
 Sports Writer: John Rohde, jrohde@opubco.com

GREATER TULSA REPORTER

7116 S. Mingo Rd., Suite 103, Tulsa, OK 74133
 Ph: (918) 254-1515
 Editor: Forest Cameron, fcameron@gtnews.com

TULSA BEACON

PO BOX 35099, Tulsa, OK 74153
 Ph: (918) 523-4425
 Fax: (918) 523-4408
 Sports Columnist: Jeff Brucculer, jeffb@tulsabeacon.com

BROKEN ARROW LEDGER

110 W. Kenosha, Broken Arrow, OK 74012
 Ph: 918-258-7171
 Fax: 918-258-9908
 Sports Editor: Doug Quinn, dquinn@baledger.com

URBAN TULSA WEEKLY

710 S. Kenosha, Tulsa, OK 74120
 Ph: 918-592-5550
 Fax: 918-592-5970
 Sports Editor: Dwayne Davis, d_davis316@yahoo.com

THE JOURNAL RECORD

401 S. Boston Ave., Tulsa, OK 74103
 Ph: 918-295-0098
 Tulsa Bureau Chief: Kirby Davis, kirby.davis@journalrecord.com

RADIO BROADCASTERS

KYAL 97.1 FM "SPORTS ANIMAL"

2448 E. 81st St., Suite 5500, Tulsa, OK 74137
 Ph: 918-492-2660
 Fax: 918-492-8840
 Sports Director: Kevin Ward, kward@sportsanimaltulsa.com

KTBZ 1430 AM "THE BUZZ"

2625 S. Memorial Dr., Tulsa, OK 74129
 Ph: 918-388-0513
 Fax: 918-665-0555
 Program Director: Chris Plank, cplank@1430thebuzz.com
 Talent: Jeremie Poplin, jpoplin@1430thebuzz.com
 Talent: Don King, donking@clearchannel.com

KFAQ 1170 AM "TULSA'S TALK RADIO"

4590 E. 29th St., Tulsa, OK 74114
 Ph: 918-743-7814
 Fax: 918-743-7613
 General Manager: Randy Bush, rbush@journalbroadcastgroup.com
 Program Director: Brian Gann, bgann@journalbroadcastgroup.com

KRMG 740 AM "NEWS TALK 740"

7136 S. Yale Ave., Suite 500, Tulsa, OK 74136
 Ph: 918-493-7400
 Fax: 918-493-5345
 Sports News: Rick Couri, rick.couri@cox.com
 News Director: Dan Potter, dan.potter@coxradi.com

TELEVISION BROADCASTERS

KOKI Fox 23

2625 S. Memorial, Tulsa, OK 74129
 Ph: 918-369-6397
 Fax: 918-388-0516
 Sports Director: Nathan Thompson, nthompson@fox23.com

KJRH Channel 2 NBC

3701 S. Peoria Ave., Tulsa, OK 74105
 Ph: 918-743-2222
 Fax: 918-748-1438
 Sports Desk, sports@kjr.com
 Sports Director: Al Jerkins, jerkins@kjr.com

KOTV Channel 6 CBS

302 S. Frankfort, Tulsa, OK 74120
 Ph: 918-732-6000
 Fax: 918-732-6016
 Sports Director: John Holcomb, john.holcomb@newson6.net

KTUL NewsChannel 8 ABC

PO Box 8, Tulsa, OK 74101
 Ph: 918-445-8888
 Fax: 918-445-9359
 Sports Director: Chris Lincoln, clincoln@ktul.com



SPIRITBANK

EVENT CENTER

HOME OF THE 66ERS...

The SpiritBank Event Center is a Global Spectrum managed sports and entertainment venue and home of the Tulsa 66ers. The arena was designed with versatility and flexibility in mind, built to play host to concerts, rodeos, thrill shows, wrestling and MMA events, NBA scrimmages, cheerleading & basketball tournaments, circuses, and family shows such as Cirque du Soleil, Disney Live, Harlem Globetrotters and Sesame Street Live.

The primary purpose of the SpiritBank Event Center is to provide a first class gathering place for sports and entertainment to the South Tulsa and Bixby areas. Located within the Regal Plaza Shopping Center at 104th and Memorial, the state-of-the-art building has hosted acts such as Lynyrd Skynyrd, ZZ Top, John Legend, Willie Nelson and Miranda Lambert.

The arena will host 23 Tulsa 66ers home games in the 2013-14 campaign, starting with opening night on Nov. 22 against the Iowa Energy.

After two seasons in downtown Tulsa, the 66ers moved to the SpiritBank Event Center prior to the 2012-13 season. Tulsa put together a 16-9 record at home last season and started the year 7-1 through its first eight home contests. The 66ers boasted

the fourth-best home record in the NBA D-League, trailing only Bakersfield (22-3), Rio Grande Valley (20-5) and Santa Cruz (19-6).



The SpiritBank Event Center, located in the Bixby/South Tulsa area, serves as the home arena of the Tulsa 66ers.



Directions to the SpiritBank Event Center

SpiritBank Event Center
10441 S. Regal Blvd.
Tulsa, OK 74133

From Oklahoma City: Merge onto I-40 E toward I-35 E; Slight left at I-35 N/US-62 E (signs for I-35 N/US-62 E/I-44/Tulsa/Wichita); Take exit 138A to merge onto I-44 E toward Tulsa (toll road); Take exit 218 to merge onto Creek Turnpike E (toll road); Take the US-64E/Memorial Drive Exit (toll road); Turn right onto US-64E/S Memorial Drive; Turn left on E 103rd St; Take 1st right onto S 82nd E Ave.

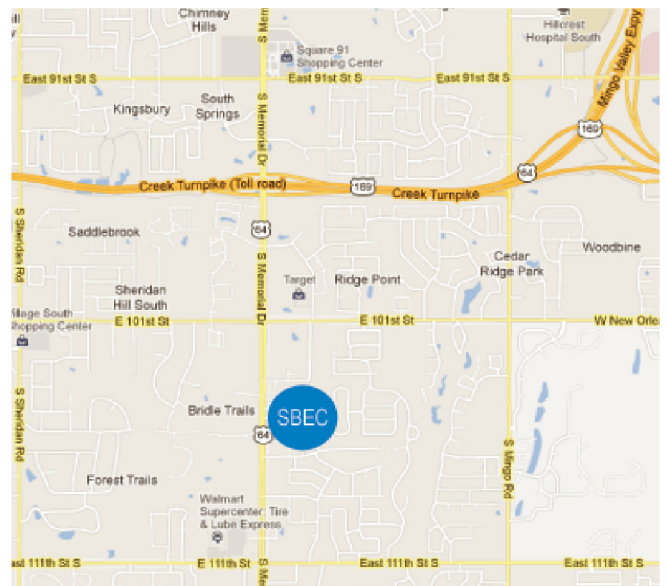
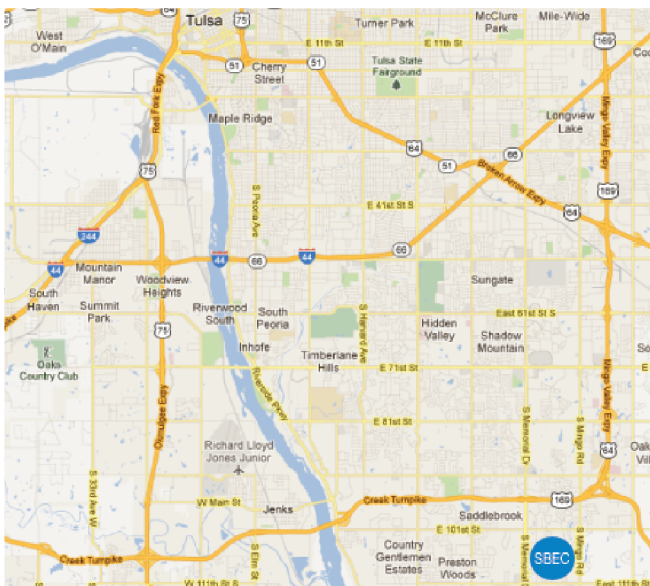
From Stillwater, Okla.: Travel east on OK-51 E/E 6th Ave toward S Lewis St.; Turn right onto OK-48 S; Turn left onto OK-33 E/W 111th St S/W 121st St S; Turn left onto the I-44 E/Turnpike Entrance ramp to Tulsa (partial toll road); Merge onto I-44 E (toll road); Take exit 218 to merge onto Creek Turnpike E (toll road); Take the US-64E/Memorial Drive Exit (toll road); Turn right onto US-64E/S Memorial Drive; Turn left on E 103rd St; Take 1st right onto S 82nd E Ave.

From Fayetteville, Ark.: Merge onto US-412 W (partial toll road); Continue on I-44 W; Slight left to stay on I-44 W; Take exit 234A to merge onto US-169 S toward Broken Arrow; Take the Memorial Drive exit toward US-64 E; Turn left onto US-64 E/S Memorial Drive; Turn left on E 103rd St; Take 1st right onto S 82nd E Ave.

From Kansas City, Mo.: Merge onto I-35 S (entering Kansas); Slight right at Overland Pkwy/US-69 S; Turn right at W. Atkinson Rd./US-160 W/US-69 S; Continue on US-400 E/US-69 Alt S; Turn left at SE Beasley Rd./Historic US-66 E/KS-66 E/US-400 Alt W; Turn right at KS-26 S/S. Main St.; Slight left at US-166 E/US-400 E; Slight right to merge onto I-44 W toward Tulsa (partial toll road); Take exit 34 to merge onto I-44 W/US-412 W toward OK-66/Tulsa; Slight left onto I-44 W; Take exit 234A to merge onto US-169 S toward Broken Arrow; Take the Memorial Drive exit toward US-64 E; Turn left onto US-64 E/S Memorial Drive; Turn left on E 103rd St; Take 1st right onto S 82nd E Ave.

From Dallas, Texas: Merge onto US-75 N; Continue onto US-69 N/N Mississippi Ave and continue to follow US-69 N; Merge onto Indian Nation Turnpike via the ramp to Henryetta/Tulsa (partial toll road); Continue onto US-75 N; Take the exit onto Creek Turnpike E (toll road); Take the Memorial Drive exit toward US-64 E; Turn left onto US-64 E/S Memorial Drive; Turn left on E 103rd St; Take 1st right onto S 82nd E Ave.

Maps to the SpiritBank Event Center





THE CITY OF TULSA

WELCOME TO GREEN COUNTRY..

What began as Tulse Town in 1836 under a sturdy oak tree, which still stands today at 18th and Cheyenne Streets, is today the second largest city in Oklahoma. Ask people to describe Tulsa, and you'll likely get many different answers. It was a city forever changed by the discovery of oil in 1901. It is home to art deco treasures and nationally renowned museums. Its African American heritage left its mark, in both the business and music worlds. And it's a city of nostalgia and special memories for countless Americans due to its location on historic Route 66.

Tulsa is nestled in the northeastern quadrant of Oklahoma, right in the heart of "Green Country." The rolling green hills and wooded terrain of the city lies at an elevation of 700 feet above sea level and offers a temperate climate. Tulsans enjoy 227 days of sunshine a year and an average daily temperature of 61 degrees. The rainfall average is approximately 40 inches, and continually changing conditions occur in the city during all four seasons.

Our city boasts a widely diversified business base, including aerospace, telecommunications, manufacturing, construction, high technology, healthcare, education, transportation and energy.

Tulsa, one of "America's Most Livable Communities," is known as the Mecca for arts in Oklahoma. Art deco masterpieces are prevalent in many of our downtown buildings and churches.



With a population of 396,466, the City of Tulsa ranks as the 45th largest city in the United States by population.



Spectacular works of art dot the trails of our beautiful River Parks. From the Tulsa Ballet and Tulsa Opera, to Broadway plays and musicals at the Performing Arts Center, to the Philbrook and the largest collection of Western American art at the Gilcrease, Tulsa's rich cultural legacy greatly enhances our citizen's quality of life.

For a great shopping experience, a visit to Cherry Street or Utica Square is a must, and for those who would rather spend the afternoon on the links, Tulsa has several exclusive golf courses to choose from. During summer months, Rodgers and Hammerstein's classic musical, Oklahoma!, is performed at the Discoveryland amphitheater where a barbecue dinner and roping lessons add to the evening's entertainment. Tulsa is also home to several outstanding events too numerous to list, but those worth a mention include Mayfest, the Gatesway International Balloon Festival, Oktoberfest and the Tulsa Pow Wow of Champions.

The Tulsa Port of Catoosa is acclaimed as one of the largest, most inland river-ports in the United States. The Tulsa International Airport offers direct service to most major U.S. cities and is another important contributor to our economic growth.

Ten higher education facilities serve the metropolitan Tulsa area. Options range from community college and vocational studies to undergraduate, graduate, and professional degree programs at both public and private universities.

In addition to the 66ers, Tulsa is a home to a wide array of sporting events. Downtown Tulsa's BOK Center hosts the WNBA's Tulsa Shock and the Tulsa Oilers of the Central Hockey League. The beautiful downtown baseball stadium, OneOK Field, is home of the Colorado Rockies AA affiliate - the Tulsa Drillers.

Tulsa's two NCAA Division I schools, the University of Tulsa and Oral Roberts University, also provide a diverse choice of sporting events. Tulsa is also just a drive away from the University of Oklahoma and Oklahoma State University.



The 19,199-seat BOK Center is downtown Tulsa's state-of-the-art sports and entertainment venue that opened in fall 2008.

HISTORY OF TULSA...

Tulsa's first "town council" meeting in 1836, under an oak tree which still stands on a hill near the downtown area, was presided over by Archie Yahola, a full blooded Creek Indian and chief of the Tulsa Lochapokas. The name Tulsa was derived from "tallasi," a contraction of the Creek "Tulahassee" or "tallahassee," meaning "old town."


The town's initial growth came as a center for ranchers, farmers, and traders. When the post office was established in 1879, the name Tulsa became official. Cattle ranching became a major business in the area and led to the extension of the Frisco Railroad into the city in 1882.

Tulsa was incorporated as a municipality on January 8, 1898. With the discovery of oil in nearby Red Fork in 1901, the city grew quickly, reaching a population of 7,298 by the time of Oklahoma statehood in 1907. By 1920, the population had reached 72,075 and Tulsa soon earned the title, "Oil Capital of the World."

Although oil-related businesses remain an important part of the city's economy, Tulsa has developed a widely diversified business base which includes nationally prominent companies in aviation and aerospace, telecommunications, data processing, manufacturing, and distribution. The community's employment base is diverse and balanced among several job sectors including manufacturing, construction, services, high technology, health care, education, and transportation.

Today, Tulsa has grown to become a thriving community with a well-earned reputation as simply a great place to live. The original Council Oak tree spreads its branches overlooking a city park against a backdrop of high-rise buildings and expressways. It is a reminder that, while the city has branched out in many directions, its roots have remained strong.

This overview was provided by the City of Tulsa's official website.



The City of Tulsa manages 125 parks covering roughly 6,000 acres including nature centers, golf courses, Tulsa Zoo & Living Museum, Tulsa Garden Center (pictured above) and many city parks.



66ERS IN THE COMMUNITY

COMMITTED TO THE COMMUNITY...

One of the most essential values of the Tulsa 66ers and Oklahoma City Thunder organizations can be summed up with one simple yet strong word: community.

In Tulsa, the 66ers are committed to creating programs and partnerships that have significant impacts on the community. Through numerous activities scheduled during each season, the 66ers organization strives to make an impact off the court, such as serving hot dinners at the Salvation Army for the past three seasons.

The Tulsa 66ers also continue to visit area elementary schools to read stories to students and emphasize the importance of education and literacy through the NBA D-League's Read to Achieve program. Through "Fit 66 Clinics," Tulsa 66ers players and staff visit local elementary and middle schools to encourage students to live healthier, more active lives, and learn simple and fun ways to be physically active each day.

Students aren't the only target for community efforts. Tulsa 66ers players also assist throughout the community through fundraising events, donation drives and "going green" initiatives.

The 2013-14 season will be no different, as the 66ers are excited to carry out events and plans that will continue to serve and enhance the Tulsa community.



For the fourth season in a row, the entire Tulsa 66ers team served hot meals at the Salvation Army during the holiday season.



NBA D-LEAGUE Cares

NBA D-LEAGUE CARES is the league's social responsibility initiative that builds on the NBA and WNBA's long tradition of addressing important social issues with a focus in the areas of Education, Youth and Family Development, and Health & Wellness.

MISSION:

Through year round programs, the NBA D-League strives to provide unparalleled access to the players, coaches and staff in order to improve the quality of life in our communities. By addressing important social issues such as education, youth and family development, and health and wellness, the NBA D-League, its teams, and players support a range of programs and initiatives that strive to positively impact children and families in all communities.

EDUCATION:

The NBA D-League is dedicated to supporting programs that stress the importance of education and provide the necessary resources and safe places to foster growth. By involving our teams, players and staff locally, the NBA D-League continues its support of schools, libraries and community-based organizations in their concerted effort to open doors to success in children's lives.



YOUTH AND FAMILY DEVELOPMENT:

The NBA D-League, its teams and players have a commitment to making sure that children and families worldwide have the necessary safe places and resources to fulfill their dreams. In an effort to support their development, the NBA D-League supports this commitment by creating places where kids and families can live, learn or play, such as libraries, computer rooms and basketball courts. NBA D-League players encourage kids to make healthy lifestyle choices and use the game of basketball as a tool to teach valuable life skills such as sportsmanship, respect, teamwork, and more. NBA D-League teams actively pursue volunteer activities in the community, including hands-on service projects, schools and local non-profit organizations.

HEALTH & WELLNESS:

The NBA Development League strives to develop a love of basketball in youth as an extension of the Jr. NBA/ Jr. WNBA Program in each of our 16 local markets. The Jr. NBA/Jr. WNBA believes that lessons learned on- and off-the-court as a member of a team are lessons that are infinitely useful in building relationships at school, home and work. By stressing fundamental skill development, teamwork, sportsmanship and positive adult participation, the Jr. NBA/Jr. WNBA aims to develop a life-long passion for the game of basketball by providing a support structure that not only encourages participation, but also makes the game fun and rewarding for players, coaches, officials and parents.





CALL-UPS AND ASSIGNMENTS

All-Time NBA Call-Ups

SEASON	NAME	NBA TEAM(S)
2012-13	Chris Quinn	Cleveland Cavaliers
2012-13	Daniel Orton	Oklahoma City
2011-12	Jerome Dyson	New Orleans
2011-12	Larry Owens	New Jersey
2011-12	Ryan Reid	Oklahoma City
2010-11	Zabian Dowdell	Phoenix
2010-11	Larry Owens	San Antonio
2010-11	Larry Owens	Washington
2010-11	Robert Vaden	Oklahoma City
2009-10	Mustafa Shakur	Oklahoma City
2009-10	Chris Richard	Chicago
2008-09	Shaun Livingston	Oklahoma City
2007-08	Ronald Dupree	Seattle
2006-07	Will Conroy	Memphis
2006-07	Alan Anderson	Charlotte
2006-07	Mike Hall	Washington
2005-06	John Lucas	Houston (twice)

All Time NBA Assignments

SEASON	NAME	NBA TEAM	G	MIN	FG%	REB	AST	STL	BLK	PTS
2012-13	Reggie Jackson	Thunder	3	38.0	60.0%	7.3	8.3	0.3	0.0	28.0
2012-13	Perry Jones	Thunder	15	32.3	45.1%	7.3	1.7	1.2	0.6	14.3
2012-13	Jeremy Lamb	Thunder	21	32.9	49.0%	5.3	3.0	1.2	0.8	21.0
2012-13	DeAndre Liggins	Thunder	19	34.2	45.1%	6.9	4.3	1.7	0.4	11.6
2012-13	Daniel Orton	Thunder	29	28.3	53.4%	7.8	1.9	1.1	2.2	12.5
2011-12	Lazar Hayward	Thunder	3	34.3	56.0%	5.7	2.7	0.3	0.3	24.0
2011-12	Reggie Jackson	Thunder	1	41	37.0%	7	8	0	0	22.0
2010-11	Cole Aldrich	Thunder	21	29.3	54.4%	8.6	1.3	.50	2.62	10.3
2010-11	Byron Mullens	Thunder	14	27.7	53.1%	6.8	1.0	.71	1.43	14.9
2009-10	Byron Mullens	Thunder	27	31.5	44.7%	7.5	1.0	0.6	0.9	15.1
2009-10	D.J. White	Thunder	10	39.4	60.9%	11.1	1.2	0.7	1.4	20.2
2009-10	Kyle Weaver	Thunder	5	42.8	41.3%	5.4	7.2	1.4	1.4	12.4
2009-10	Mustafa Shakur	Thunder	4	25.5	31.4%	3.5	5.2	1.3	0.3	6.8
2008-09	Kyle Weaver	Thunder	2	44.5	51.9%	7.5	9.0	3.0	2.0	17.0
2008-09	D.J. White	Thunder	6	31.3	56.1%	0.7	0.7	2.0	0.8	10.2
2008-09	Steven Hill	Thunder	7	20.9	55.6%	5.7	0.3	0.3	2.3	7.6
2007-08	Ramon Sessions	Bucks	24	36.2	46.3%	6.6	7.6	1.6	0.1	20.9
2007-08	Nick Fazekas	Mavericks	28	30.6	55.3%	9.9	1.7	0.9	0.8	19.1
2007-08	Maurice Ager	Mavericks	8	33.6	40.2%	1.9	1.9	0.8	0.0	17.4
2007-08	David Noel	Bucks	17	39.6	52.5%	6.0	3.9	1.5	0.8	18.9
2006-07	Marcus Vinicius	Hornets	13	33.1	48.3%	6.7	2.4	1.2	0.2	17.0
2006-07	Damir Markota	Bucks	10	28.2	45.9%	4.8	1.8	0.7	0.6	10.4
2005-06	Ersan Ilyasova	Bucks	46	28.2	40.7%	7.0	1.0	0.7	0.8	12.5
2005-06	Sean Banks	Hornets	12	22.4	46.2%	3.3	1.0	0.4	0.2	12.7
2005-06	Eddie Basden	Bulls	14	25.4	48.5%	4.5	2.8	2.4	0.1	10.5
2005-06	Brandon Bass	Hornets	1	26.0	50.0%	5.0	0.0	0.0	2.0	16.0

GENERAL INFORMATION



THE
STAFF



Darko Rajakovic Head Coach



Darko Rajakovic (RYE-ah-koe-vich) enters his second season as the head coach of the Tulsa 66ers. A Serbian native, Rajakovic is the first head coach born outside of North America in NBA D-League history. The 34-year-old boasts a diverse coaching background with an emphasis in player development.

In 2012-13, Rajakovic worked closely with the Thunder staff in developing Oklahoma City players on a record 40 NBA D-League assignments. Rajakovic led the 66ers to a 27-23 record, tying the franchise record for most wins under a first-year head coach. By winning 25 times in the first 43 games, Rajakovic became the fastest Tulsa coach to achieve 25 career wins with the 66ers.

Under Rajakovic, the 66ers advanced to their third NBA D-League Semifinals appearance in the past four years. Of the four coaches in the NBA D-League's 2013 "Final Four", Rajakovic was the only head coach to reach the Semifinals in his first year in the league.

During this past offseason, Rajakovic served as an assistant coach for Oklahoma City's Summer League Squad, helping lead the Thunder to a 5-0 record at the Orlando Pro Summer League.



Prior to joining the 66ers, Rajakovic had spent the previous three years as the head coach of Espacio Torrelodones of the Spanish EBA League. In his first season (2009), Rajakovic led Torrelodones to the Primera Division de Baloncesto title, promoting the team to the Liga EBA.

During Rajakovic's tenure, Torrelodones saw numerous players receive invitations to the youth national teams of Spain, Serbia, Montenegro, Denmark and Congo.

Rajakovic began his coaching career at 16 years old with BC Borac Cacak in Cacak, Serbia. As the youngest head coach in the team's history, Rajakovic coached Borac Cacak to two national tournaments. Multiple Borac Cacak players represented Serbia in international youth tournaments and two of Rajakovic's players were selected to Serbia's Senior National Team, competing at the European Championship and World Championship.

Following his three-year stint in Cacak, Rajakovic was named the head coach of the U-20 and U-18 teams of Red Star Belgrade in Serbia's capital and largest city. At 19 years old, Rajakovic was again the youngest head coach in team history.



STAFF



The Serbian native focused his coaching efforts on developing and preparing his players to compete for Red Star's top team. Rajakovic also scouted and signed many of the players in Red Star's system. During his eight years in Belgrade, Rajakovic led Red Star to two Serbian championships and several international club tournaments.

In 2007, Rajakovic left Red Star to begin his own basketball academy in Belgrade, focusing on individual development. Rajakovic would work with European players during their off months to improve their skills, primarily shooting, through video analysis and individual and group workouts. After three years of owning and managing the academy, Rajakovic accepted the head coach position with Espacio Torrelodones and moved to Madrid.

The Serbia native has also been active in many international tournaments and events including Basketball Without Borders, NBA and FIBA Camp and the Eurocamp in Treviso, Italy, in 2003 and 2004. In addition to his experience in Europe, Rajakovic has served as an assistant coach for the San Antonio Spurs' NBA Summer League teams since 2004.

In his free time, Rajakovic enjoys jazz music, theatre and hiking. He received a basketball coaching degree from the Belgrade Basketball Academy in 2004 and a degree in sports management from BK University in Belgrade in 2006. Rajakovic speaks Serbian, Croatian and Bosnian languages as native, but is also fluent in English, Spanish and basic Greek.



THE RAJAKOVIC FILE

Year: Second Season

Career NBA D-League Record: 27-23

College: BK University, Serbia

Hometown: Čačak, Serbia

Coaching History:

Head Coach, Tulsa 66ers
NBA Development League
2012-present

Summer League Assistant Coach,
Oklahoma City Thunder
NBA Summer League
2013-present

Head Coach, Espacio Torrelodones
Spanish EBA
2009-2012

Summer League Assistant Coach,
San Antonio Spurs
NBA Summer League
2004-2011

Head Coach, Red Star Belgrade U-20/U-18
Serbia
1999-2007

Head Coach, Borac Cacak Youth Teams
Serbia
1996-1999

Quick Facts:

- Received his first head coaching position at the age of 16
- The first and only head coach born outside of North America in NBA D-League history
- Has coached professional basketball in Serbia, Spain and the United States
- Led Tulsa to a record of 27-23 in 2012-13, tying the 66ers franchise record for most wins in a head coach's first season
- Became the fastest Tulsa coach to collect 25 career wins with the 66ers





Anthony Goldwire

Assistant Coach

Anthony Goldwire begins his first season with the Tulsa 66ers as an assistant coach. Prior to joining the 66ers, Goldwire spent three seasons as an assistant coach with the Milwaukee Bucks.

Goldwire enjoyed an eight year NBA career after playing collegiately at the University of Houston. A second round selection (No. 52 overall) by the Phoenix Suns in 1994, Goldwire appeared in 266 career NBA games (72 starts) as a member of Charlotte, Denver, San Antonio, Washington, Minnesota, New Jersey, Detroit, Milwaukee and the Los Angeles Clippers. Goldwire owns career averages of 6.3 points, 2.8 assists and 1.3 rebounds in 18.6 minutes per game.

A native of West Palm Beach, Goldwire played overseas in Greece and Spain at the conclusion of his NBA career.



Brian Baudinet

Assistant Coach/Video Analyst

Brian Baudinet enters his first season as video analyst and assistant coach of the Tulsa 66ers. Baudinet comes to Tulsa after serving as an assistant coach at American International College.

Prior to joining American International's coaching staff in July 2013, Baudinet was an assistant coach for Trinity College for three seasons.

A 2010 graduate of the University of Massachusetts, Baudinet was a captain for the Minutemen baseball team, earning All-Atlantic 10 honors after batting .321 with seven home runs and 46 RBI his senior season. He finished in the top 10 in program history for total hits, runs scored, triples, walks and games played and was named the Louisville Slugger National Player of the Week after hitting four home runs in one game.

Prior to his time at UMASS, Baudinet played one season of basketball at the University of Rochester. He holds a bachelor's degree in history from the University of Massachusetts.



Steve Scalzi

Assistant Coach/Video Analyst

Steve Scalzi enters his first season as video analyst and assistant coach of the Tulsa 66ers. Scalzi joins the 66ers organization after spending seven seasons with Northeastern University's men's basketball program.

In his seven seasons as Northeastern's director of basketball operations, Scalzi coordinated team travel arrangements and was responsible for managing film exchanges for scouting purposes. He also assisted with NCAA compliance, on-campus recruiting, team academics, and served as the direct liaison with numerous departments on campus, including alumni relations and community relations. Scalzi was promoted to an assistant coaching position with the Huskies in June 2013. During his tenure, Northeastern clinched postseason NIT appearances in 2010 and 2013.

A 2006 graduate of Boston College, Scalzi spent four seasons as a student assistant on the Eagles staff, where he was awarded the Mary Kaye Waldron Award for outstanding dedication to BC basketball. During his time at BC, the Eagles earned three NCAA tournament berths, made one trip to the NIT and claimed the 2005 Big East regular-season title.

Scalzi holds a dual bachelor's degree from Boston College in history and human development and earned his master's degree in corporate leadership and organizational communications from Northeastern in 2009.



Brandon Barnett

Director of Minor League Operations/Pro Scout

Brandon Barnett begins his sixth season with the Tulsa 66ers. Barnett oversees the minor league operations for the 66ers, including scouting talent, player contracts and working to execute the Thunder system in Tulsa. In 2012, Barnett was also named a pro scout by Oklahoma City, scouting NBA games for the Thunder basketball operations staff in addition to his 66ers duties.

Barnett joined the organization after working for the NBA League office in New York City for the previous five years. While with the league office, Barnett served most recently as Senior Coordinator of Basketball Operations for the NBA Development League. He joined the NBA D-League during the 2004-05 season as an intern and quickly solidified his value to the Basketball Operations department. Barnett's role in the D-League, among other things, involved evaluating, recruiting and signing players for the league.

A native of Shaker Heights, Ohio, Barnett graduated cum laude from Emerson College in Boston, Mass., in 2003, with a Bachelor's degree in Broadcast Journalism.




Dr. Sebastien Poirier

Athletic Trainer

Dr. Sebastien Poirier begins his first season as the 66ers' minor league athletic trainer. Poirier is responsible for overseeing and coordinating the health and wellness of Tulsa players through analysis, treatment, recovery and medical operations.

Poirier joins the 66ers after working as a full-time physical therapist and part-time athletic trainer and personal trainer at Marathon Physical Therapy and Sports Medicine in his hometown of Newton, Mass. In addition to his practice, Poirier served as an assistant athletic trainer for the NBA D-League's Springfield Armor and a consultant for the New England Colonials international basketball club. Poirier was also a strength and conditioning coach for TD Athletes Edge in Swampscott, Mass.

Poirier received his Doctorate of Physical Therapy from the University of Massachusetts-Lowell in 2012 after earning his bachelor's degree in athletic training from Salem State University in 2009, where he competed on the Vikings swimming team. The son of French immigrants, Poirier is fluent in the French language.



Kurtis Rayfield

Athletic Performance Coordinator

Kurtis Rayfield enters his first season as the athletic performance coordinator of the 66ers. Rayfield is responsible for the development and implementation of strength and nutritional programs for the 66ers, as well as assisting each player in establishing a personalized diet and training program.

Rayfield joins the Tulsa staff after two years at Stanford University as a graduate assistant sports performance coach. While at Stanford, Rayfield was responsible for training the Cardinal's women's basketball, men's swimming and sailing teams while assisting with men's basketball. Prior to his time at Stanford, Rayfield participated in internship programs with the Chicago Bulls, University of Wisconsin hockey, University of Pittsburgh football, University of Wisconsin-La Crosse and Winona State University.

Rayfield is a certified strength and conditioning specialist through the National Strength and Conditioning Association and has Level 1 Sports Performance Coaching Certification from USA Weightlifting. He holds a bachelor's in exercise and sport science with a concentration in strength and conditioning and a minor in business administration from the University of Wisconsin-La Crosse and a master's in kinesiology from San Jose State University. He is a native of Elkhorn, Wis., and an Eagle Scout.





Ben Coldagelli Public Relations Manager

Ben Coldagelli begins his second season with the Tulsa 66ers as the club's public relations manager. Coldagelli handles all day-to-day basketball communications and corporate communications for the team, serving as the primary liaison between the 66ers and local and national media. He also oversees the team's statistical archives, all player-involved community relations and the production of 66ers publications and the team's official website, Tulsa66ers.com.

Coldagelli began with the 66ers after working in the athletics communications office at the University of Oklahoma. In addition to assisting with the Sooners' football and basketball teams, Coldagelli worked closely with OU's men's gymnastics and women's golf programs, promoting individual NCAA champions from both programs and multiple members of the 2012 U.S. Olympic Gymnastics Team. Coldagelli also served a public relations assistant for the Tampa Bay Buccaneers during the summer of 2011. He began his time with the Oklahoma City Thunder organization as a member of the Thunder's game-night public relations staff from 2009-2012.

A native of New Berlin, Wis., Coldagelli earned his bachelor's degree in public relations from the University of Oklahoma with a minor in classical culture.



Dr. Thomas W. Allen Team Physician

Dr. Thomas W. Allen is in his fourth season as the primary team physician for the 66ers. He has served as a team physician at all levels from high school, colleges and universities to professional sports and is currently a clinical professor of Family Medicine at the University of Oklahoma School of Community Medicine in Tulsa.

He has authored numerous clinical and research papers and lectures widely in his fields of pulmonary medicine, sports medicine and public health.

Dr. Allen received his bachelor's degree from Ottawa University (KS) in biology, his doctorate in osteopathic medicine from Midwestern University, and his master of public health from the University of Oklahoma.

Tulsa 66ers Basketball Operations "Call-Ups"

The Tulsa 66ers have not only developed talent on the court for the NBA, but various staff positions as well. Numerous members of Tulsa's basketball operations departments, including the two previous head coaches, went on to receive "call-ups" to positions in the NBA. Below is a list of the staff call-ups made from the 66ers coaching, medical and communications staff since the Oklahoma City Thunder purchased the club in 2008.

Name	Role with Tulsa	NBA "Call-Up"
Glenn Wong	Video Analyst, 2012-13	Oklahoma City Thunder, Assistant to the Executive Vice President & General Manager
Tony Katzenmeier	Athletic Trainer, 2009-13	Oklahoma City Thunder, Medical Research Coordinator & Assistant Athletic Trainer
Dale Osborne	Head Coach, 2011-12	Portland Trail Blazers, Assistant Coach
Mitch Heckart	Public Relations Manager, 2010-2012	San Antonio Spurs, Basketball Communications Coordinator
Nate Tibbets	Head Coach, 2009-11	Cleveland Cavaliers, Assistant Coach



Jim Brylewski

President



Jim Brylewski enters his sixth season as president of the Tulsa 66ers. Brylewski's duties include organizing the team's day-to-day business operations as well as marketing, advertising and promotional efforts.

Brylewski, a graduate of Michigan State University, came to Tulsa from the Youngstown SteelHounds of the Central Hockey League.

Previous to Youngstown, Brylewski worked with Sharks Minor Holdings (Worcester Sharks & Cleveland Barons of the American Hockey League). Brylewski assisted the Sharks organization in the relocation of the business operations of the Cleveland AHL franchise to Worcester, Mass. In Cleveland, Brylewski served as the Barons Vice President of Marketing and Sales where he oversaw the organization's Marketing, Promotions, Merchandise, Corporate

Sales, Ticketing and Game Entertainment Departments. Brylewski began his career in 1988 as an event promotions supervisor with the Detroit Tigers. During his tenure with the Tigers (1988-1996), Brylewski oversaw the team's promotion and game entertainment departments. Brylewski also played a vital part in the creation of corporate sales inventory and the development of promotions, including kids running the bases and the first annual Detroit Negro League Celebration.

From 1996-2000 he was the Advertising and Promotions Manager with the Baltimore Orioles where they set franchise records in attendance and corporate sales revenue. In his final season with the Orioles, Brylewski was also responsible for the day-to-day operations of the team's ballpark entertainment, most notably the planning and scripting of Cal Ripken's 3,000 hit ceremony.

STAFF



Tulsa 66ers Business Office



Ashley Tufnell
Office Manager



Michelle Matthews
Manager, Ticket Sales
and Retention



John Karlish
Account Executive



Taylor Mask
Account Executive



Eliot Rowland
Account Executive



Stephanie Williams
Account Executive



THE
66ERS



66ers

24

XAVIER ALEXANDER

POSITION: Guard

HEIGHT: 6-6

WEIGHT: 225

BIRTHDATE

10/19/88

HIGH SCHOOL

Midwest City (Midwest City, Okla.)

COLLEGE

Southern Nazarene

HOMETOWN

Forest Park, Okla.

HOW ACQUIRED

Selected in the eighth round (118th overall pick) of the 2011 NBA D-League Draft on Nov. 3, 2011 by the Tulsa 66ers.

PRO EXPERIENCE

2 (1 in NBA D-League, 1 in Europe)

NBA D-LEAGUE

2011-12: Averaged 6.3 points, 3.3 rebounds, 1.8 assists and 21.9 minutes in 42 games (nine starts) for the 66ers. Posted nine games of double-digit points, including a career-high 21 points against Springfield on Dec. 17.

INTERNATIONAL CAREER

2012-13: Spent last season in Poland with Siarka Jezioro, averaging 9.6 points, 5.1 rebounds and 1.9 assists in 32 appearances.

COLLEGE

Senior (2010-11): As a senior at Southern Nazarene, averaged 13.0 points in 31 games (29 starts). Also pulled down an average of 6.7 rebounds per contest during his senior campaign. Averaged 6.7 assists and 1.3 assts while shooting .489 (136-278) from the field. **Junior (2009-10):** Was named NAIA All-American and All-Sooner Athletic Conference first team and was selected as the SAC Co-Newcomer of the Year after leading the team in scoring with 17.7 points, which also marked him third in the Sooner Athletic Conference and 25th in the NAIA. Was also fourth in the conference in field goal percentage at .552. Averaged 6.6 rebounds a game and was second on the team in assists per game at 3.25. Also totaled 26 blocks and 38 steals. Posted a team-high five double-doubles. Scored a career-high 32 points at Mid-America Christian. Scored 20 points or more at least seven times. Pulled down a career-high 11 rebounds three different times and recorded at least 10 boards five times. Hit 150 free throws on the season, which is tied for the eighth most in a single-season in school history. **Sophomore (2008-2009 at George Washington):** Averaged 20.6 minutes per game, scoring 3.5 points and grabbing 3.2 rebounds per contest. Started 12 games for the Colonials and had a season-high



THE 66ERS





THE 66ERS

eight points and nine rebounds against Boston University. **Freshman (2007-08 at George Washington):** In 2007, was named to the Atlantic 10 preseason All-Rookie team and had a season-high 11 points, four rebounds, and three assists against Boston University. Posted a career-high 14 rebounds versus Charlotte.

PERSONAL

Attended Midwest City High School in Midwest City, Okla., where he averaged 23.0 points per game and 10.0 rebounds a game as senior on his way to First Team All-State and Conference MVP honors.

NBA D-LEAGUE CAREER HIGHS

Minutes	40	12/16/11	Tulsa vs. Reno
Field Goals	8	12/17/11	Tulsa vs. Springfield
Field Goals Attempted	16	12/9/11	Tulsa vs. Dakota
Three-Point Field Goals	1 (8x)	1/21/12	Tulsa vs. Maine
Three-Point Attempts	3 (2x)	12/3/11	Tulsa vs. Austin
Free Throws	4	12/17/11	Tulsa vs. Springfield
Free Throw Attempts	7	12/17/11	Tulsa vs. Springfield
Offensive Rebounds	5	12/3/11	Tulsa vs. Austin
Defensive Rebounds	6	12/6/11	Tulsa vs. Reno
Rebounds	8 (3x)	1/27/12	Tulsa vs. Fort Wayne
Assists	5	12/3/11	Tulsa vs. Austin
Steals	3 (4x)	3/7/12	Tulsa vs. Idaho
Turnovers	5	2/22/12	Tulsa vs. Austin
Blocked Shots	2	1/7/12	Tulsa vs. Maine
Points	21	12/17/11	Tulsa vs. Springfield

CAREER NBA D-LEAGUE STATISTICS

SEASON/TEAM	G-GS	MIN	FGM-FGA	PCT	3-PT.			REBOUNDS					AVERAGES						
					FGM-FGA	PCT	FTM-FTA	PCT	OFF	DEF	TOT	AST	STL	TO	BLK	PTS	RPG	APG	PPG
11-12 Tulsa	42-9	918	193-250	.412	10-39	.256	48-104	.462	55	84	139	75	36	59	15	264	3.3	1.8	6.3
TOTALS	42-9	918	193-250	.412	10-39	.256	48-104	.462	55	84	139	75	36	59	15	264	3.3	1.8	6.3



10

RODNEY BARTHOLOMEW

POSITION: Forward

HEIGHT: 6-8

WEIGHT: 230

BIRTHDATE

5/21/88

HIGH SCHOOL

Plaquemines (Plaquemines, La.)

COLLEGE

Indiana Tech

HOMETOWN

Port Sulphur, La.

HOW ACQUIRED

Drafted in the fifth round (70th overall pick) of the 2012 NBA D-League Draft on Nov. 2, 2012 by the Tulsa 66ers.

PRO EXPERIENCE

1 in NBA D-League

2012-13 AVERAGES

In 47 games (three starts) averaged 5.4 points, 4.7 rebounds and 15.6 minutes with the Tulsa 66ers.

NBA D-LEAGUE

2012-13: Totaled double-digit points in 11 games and collected one double-double. Led Tulsa in rebounding in three games. Scored a career-high 21 points on 10-for-10 shooting from the field in Tulsa's regular season finale against Fort Wayne on April 6.

COLLEGE

One of the top NAIA players in 2011-12, leading the nation in offensive rebounds per game in both his junior and senior seasons. A 2011-12 NAIA First-Team All-American and WHAC Conference Player of the Year. Spent his first two seasons at Corning Community College. Averaged a double-double in all four seasons of college. **2011-12 (Senior):** Named to the NAIA All-American First Team along with the WHAC Conference Player of the Year. Selected to the WHAC All-Conference First Team. Fourtime WHAC Player of the Week and the NAIA National Player of the Week (1/31). Ranked first in the NAIA in offensive rebounds per game (4.71), second in total rebound (354) and third in total rebounds per game (11.42). Also ranked ninth in the NAIA in defensive rebounds (6.71) and 12th in field goal percentage (.596). Averaged 17.5 points per game. Averaged 18 double-doubles. Made a school-record 178 free throws. Posted a career-high 30 points against Indiana East and 22 rebounds against Cornerstone University. **2010-11 (Junior):** Member of the NAIA All-American Honorable Mention Team. Named the WHAC Conference Newcomer of the Year along with being selected to the WHAC All-Conference First Team and All-Newcomer Team. Two-time WHAC Player of the Week. Ranked first in the NAIA in



THE 66ERS





offensive rebounds per game (4.39), second in total rebounds (363) and third in total rebounds per game (11.00). Averaged 13.5 games, scoring a season-high 27 points against Concordia. Recorded 17 double-doubles. **2008-09 (Freshman) and 2009-10 (Sophomore):** Spent first two college seasons playing for Corning Community College in Corning, New York. Averaged a double-double in his two season with 16.3 ppg and 14.2 rpg. Named an NJCAA All-American and Corning's Male Athlete of the Year. Two-time member of the All-Mid State Athletic Conference Team.

(played wide receiver) and All-District in basketball.

PERSONAL

Two-sport athlete at Plaquemines High School (LA), being named to the All-State team in football

NBA D-LEAGUE CAREER HIGHS

Minutes	31 (2x)	4/2/13	Tulsa at Sioux Falls
Field Goals	10	4/6/13	Tulsa vs. Fort Wayne
Field Goals Attempted	13	1/28/13	Tulsa at Erie
Three-Point Field Goals	1	4/2/13	Tulsa at Sioux Falls
Three-Point Attempts	1	4/2/13	Tulsa at Sioux Falls
Free Throws	6	2/12/13	Tulsa at Texas
Free Throw Attempts	10	1/13/13	Tulsa at Santa Cruz
Offensive Rebounds	5 (2x)	2/23/13	Tulsa at Sioux Falls
Defensive Rebounds	11	12/15/12	Tulsa at Bakersfield
Rebounds	14	12/15/12	Tulsa at Bakersfield
Assists	3 (3x)	4/4/13	Tulsa at Iowa
Steals	3	2/2/13	Tulsa vs. Santa Cruz
Turnovers	4	4/6/13	Tulsa vs. Fort Wayne
Blocked Shots	2 (3x)	4/6/13	Tulsa vs. Fort Wayne
Points	21	4/6/13	Tulsa vs. Fort Wayne

CAREER NBA D-LEAGUE STATISTICS

SEASON/TEAM	G-GS	MIN	FGM-FGA	PCT	3-PT.			FTM-FTA	PCT	REBOUNDS					AVERAGES				
					FGM-FGA	PCT	PCT			OFF	DEF	TOT	AST	STL	TO	BLK	PTS	RPG	APG
12-13 Tulsa	47-3	734	102-199	.513	1-2	.500	48-75	.640	89	131	220	33	24	51	11	253	4.7	0.7	5.4
TOTALS	47-3	734	102-199	.513	1-2	.500	48-75	.640	89	131	220	33	24	51	11	253	4.7	0.7	5.4



11

SCOOP JARDINE

POSITION: Guard

HEIGHT: 6-2

WEIGHT: 195

BIRTHDATE

8/9/88

HIGH SCHOOL

Neumann-Goretti (Philadelphia, Pa.)

COLLEGE

Syracuse

HOMETOWN

Philadelphia, Pa.

HOW ACQUIRED

Selected in the third round (40th overall pick) of the 2013 NBA D-League Draft on Nov. 1, 2013 by the Tulsa 66ers.

PRO EXPERIENCE

Rookie

COLLEGE

Started his final 73 games in a row for Syracuse. Upon his departure, ranked sixth in Syracuse program history in total assists with 619 (career average of 4.4 a game). Became the 56th player in program history to record 1,000 career points.

Senior (2011-12): Finished his senior season averaging 8.9 points, 2.0 rebounds, 4.9 assists and 1.4 steals in 37 games (37 starts). One of 11 finalists for the Bob Cousy Collegiate Point Guard of the Year Award. Named to the USBWA All-District II Team. Voted to the All-BIG EAST Second Team. A member of the John R. Wooden Award Preseason Top 50 list. Finished fourth in the Big East in assist/turnover ratio (2.1). Averaged 13.8 points, 2.5 rebounds, 6.3 assists and 1.0 steals in Syracuse's four NCAA tournament games en route to the Elite Eight. **Junior (2010-11):**

Averaged a career-best 12.5 points along with 2.2 rebounds, 5.9 assists and 1.6 steals in 35 games (35 starts). One of 20 finalists for the Bob Cousy Collegiate Point Guard of the Year Award.

Sophomore (2009-10): Coming off the bench, averaged 9.1 points, 1.9 rebounds, 4.3 assists and 1.2 steals in 35 games. Named the National Sixth Man of the Year by The Sporting News. Had redshirted the 2008-09 season. Jardine scored 14 points in the Sweet 16 NCAA Tournament game versus eventual National Runner-up Butler. **Freshman (2007-08):** Posted averages of 5.5 points, 1.5 rebounds, 2.5 assists and 1.2 steals in 33 games (10 starts) in his first collegiate season.

USA BASKETBALL

Earned a spot on the 12-man 2011 USA Men's World University Games Team, coached by Purdue's Matt Painter. Team USA lost just one game and finished fifth in the tournament with a 7-1 record. Jardine averaged 7.8 points, 1.9 assists



THE 66ERS





THE 66ERS

and 1.8 rebounds in eight games (three starts). Collected 15 points and three assists when Team USA defeated Hungary, 102-53. Posted 16 points and three assists in a 112-68 win over Korea.

PERSONAL

Was born Antonio Stephen Jardine. Antonio is nicknamed "Scoop". The son of Angie Richards and Antonio Jardine. Has four siblings. His grandfather, Isaiah Wilson, played in the NBA

for the Detroit Pistons and in the ABA with the Memphis Tams. Majored in health and wellness. Attended Neumann-Goretti High School in Philadelphia, Pa. As a senior, he was named Philadelphia Daily News All-City Second Team and All-Catholic First Team. Made the Philadelphia Inquirer Second-Team All-Southeastern Pennsylvania squad. Second-team Class AAAA All-State.

COLLEGE STATISTICS

SEASON/TEAM	G-GS	MIN	FGM-FGA	PCT	3-PT.			REBOUNDS					AVERAGES						
					FGM-FGA	PCT	FTM-FTA	PCT	OFF	DEF	TOT	AST	STL	TO	BLK	PTS	RPG	APG	PPG
07-08 Syracuse	33-10	647	71-152	.467	5-18	.278	34-41	.829	10	40	50	82	38	59	3	181	1.5	2.5	5.5
09-10 Syracuse	35-0	778	114-233	.489	21-54	.389	69-92	.750	12	56	68	151	41	67	2	318	1.9	4.3	9.1
10-11 Syracuse	35-35	1122	154-371	.415	56-157	.357	73-110	.664	16	61	77	205	55	100	5	437	2.2	5.9	12.5
11-12 Syracuse	37-37	934	126-266	.474	39-103	.379	38-69	.551	15	72	87	181	50	85	4	329	2.4	4.9	8.9
TOTALS	140-82	3481	465-1022	.455	121-332	.364	214-312	.686	53	229	282	619	184	311	14	1265	2.0	4.4	9.0



66ers 33

GRANT JERRETT

POSITION: Forward HEIGHT: 6-10 WEIGHT: 220

BIRTHDATE

7/8/93

HIGH SCHOOL

Lutheran (La Verne, Calif.)

COLLEGE

Arizona

HOMETOWN

Chino Hills, Calif.

HOW ACQUIRED

Selected as the No. 1 overall pick of the 2013 NBA D-League Draft on Nov. 1, 2013 by the Tulsa 66ers.

PRO EXPERIENCE

Rookie

PROFESSIONAL CAREER

Drafted by the Portland Trail Blazers as the 40th overall pick of the 2013 NBA Draft. The Oklahoma City Thunder acquired Jerrett's rights on draft night in exchange for cash considerations.

COLLEGE

Freshman (2012-13): Played in 34 games, averaging 5.2 points and 3.6 rebounds in 17.8 minutes. Scored in double figures on five occasions. Scored a career-high 15 points on 6-for-8 shooting against Oral Roberts. Grabbed a career-high 10 rebounds along with five points against UCLA. Scored 14 points along with five rebounds against UCLA. Scored 10 points along with six rebounds against Colorado. Scored seven points along with five rebounds in a Sweet 16 game against Ohio State.

PERSONAL

Was the Gatorade California player of the year his senior year at Lutheran High School in La Verne, Calif. Rated as the No. 9 overall high school prospect in the country and the No. 2 power forward to go with a scout grade of 97 by ESPN.com. A McDonald's All-American, who also participated in the Jordan Brand Classic.



THE 66ERS





COLLEGE STATISTICS

SEASON/TEAM	G-GS	MIN	FGM-FGA	PCT	3-PT.			REBOUNDS					AVERAGES						
					FGM-FGA	PCT	FTM-FTA	PCT	OFF	DEF	TOT	AST	STL	TO	BLK	PTS	RPG	APG	PPG
12-13 Arizona	34-2	606	63-154	.409	32-79	.405	18-22	.818	37	85	122	18	16	19	33	176	3.6	0.5	5.2
TOTALS	34-2	606	63-154	.409	32-79	.405	18-22	.818	37	85	122	18	16	19	33	176	3.6	0.5	5.2



66ers 50

JON KREFT

POSITION: Center

HEIGHT: 7-0

WEIGHT: 262

BIRTHDATE

10/21/86

HIGH SCHOOL

Douglas (Parkland, Fla.)

COLLEGE

Florida State

HOMETOWN

Coral Springs, Fla.

HOW ACQUIRED

Traded from the Santa Cruz Warriors in exchange for a future second-round pick on Nov. 4, 2013. Originally drafted by Santa Cruz as the 20th overall pick in the 2013 NBA D-League Draft.

PRO EXPERIENCE

1 in Europe

INTERNATIONAL CAREER

Played for Tsmoki-Minsk in Belarus, averaging 4.0 points and 2.0 rebounds in three games in 2012-13.

COLLEGE

Senior (2011-12): Averaged 2.8 points and 2.3 rebounds in 35 games. Helped lead the Seminoles to their first ever ACC Championship. Contributed to the Seminole defense that, as a team, finished fifth in the nation in field goal percentage defense (.381) and seventh in the nation in blocked shots (6.1 blocks per game). **Junior (2010-11):** Averaged 3.2 points and 2.3 rebounds as he played in 25 games in his first year at Florida State. Pulled down a season-best six rebounds against Stetson. Joined the Seminoles after two seasons at Chipola Community College, where he had been named the No. 6 overall JUCO prospect in the nation for the 2008-09 season by the Midwest Scouting Service and the No. 12 overall JUCO prospect and a four star prospect in 2009 by JUCO Junction. **Chipola Community College (2008-09, 2009-10):** Played two seasons for one of the top junior college programs in the nation and earned his associates degree in August of 2009. Chipola finished the 2009 season with a 34-2 overall record. Helped lead Chipola to the nation's No. 1 ranking in the final regular season JUCO poll and into the Final Four of the National Junior College Tournament in Hutchinson, Kansas.



THE 66ERS





THE 66ERS

PERSONAL

Son of Paula and Bruce Kreft. Older brother, Dan, played a Northwestern from 1994-96. Graduated from Stoneman Douglas High School in Parkland, Fla. Averaged a double-double of 12 points, 10 rebounds, 3.8 blocked shots and 3.0 assists per game as a senior.

An All-State third team selection by the Florida Sports Writers Association as a senior. Led the Eagles to a 22-5 record and into the regional finals of the Class 6A State Tournament.

COLLEGE STATISTICS

SEASON/TEAM	G	MIN	FGM-FGA	PCT	3-PT.			FTM-FTA	PCT	REBOUNDS					AVERAGES				
					FGM-FGA	PCT	PCT			OFF	DEF	TOT	AST	STL	TO	BLK	PTS	RPG	APG
10-11 Florida St	25	244	28-59	.475	0-0	-	23-45	.511	17	41	58	7	4	27	10	79	2.3	0.3	3.2
11-12 Florida St	35	361	39-84	.464	0-0	-	20-27	.741	31	50	81	8	10	39	22	98	2.3	0.2	2.8
TOTALS	60	605	67-143	.469	0-0	-	43-72	.597	48	91	139	15	14	66	32	177	2.3	0.3	3.0



66ers

23

MARIO LITTLE

POSITION: Guard

HEIGHT: 6-6

WEIGHT: 218

BIRTHDATE

12/29/87

HIGH SCHOOL

George Washington (Chicago, Ill.)

COLLEGE

Kansas

HOMETOWN

Chicago, Ill.

HOW ACQUIRED

Joined the Tulsa 66ers after participating in Tulsa's Open Tryouts on October 20-21, 2012.

PRO EXPERIENCE

2 (1 in NBA D-League, 1 in Europe)

2012-13 AVERAGES

In 15 games (one start), averaged 3.9 points, 2.1 rebounds and 12.4 minutes with the Tulsa 66ers.

NBA D-LEAGUE

2012-13: Scored in double digits twice, including an 11-point performance against Bakersfield on Dec. 15. Made the 66ers roster after Tulsa's open tryout in October. Spent a portion of the season on Tulsa's inactive list.

INTERNATIONAL CAREER

Spent the 2011-12 season playing overseas for SK Dnipro Azot Dniprodzerzhynsk in Ukraine. Averaged 11.8 points, 6.6 rebounds, 2.8 assists and 30.1 minutes in 20 games.

COLLEGE

2010-11 (Senior): Played in 32 games and earned one start. Scored in double-digits in three games and averaged 5.1 points per game. Best performance came against Missouri (2/7) when he scored 17 points off 7-of-9 shooting, hit 3-of-3 from behind the arc and collected five rebounds. Shot 55.8 percent from the field in conference play. Was a part of three Big 12 regular-season championship teams, two Big 12 Championship teams, two Sweet 16 teams and one Elite Eight. **2009-10 (Junior Redshirt):** Sat out the season due to injury, but participated in practice and traveled with team. **2008-09 (Junior):** Appeared in 23 games on the season with three starts, all against Big 12 competition. Posted three games in double figures and averaged 4.7 points per contest. Scored 5.6 ppg against Big 12 foes. Preseason Big 12 Newcomer of the Year. **Junior College:** Led the Chipola Indians to their fifth-straight conference championship in 2007-08. Averaged 15.2 points, 5.5 rebounds and 2.6 assists in his second year at Chipola College



THE 66ERS





THE 66ERS

as the Indians posted a 35-2 record, the most victories of any JUCO team in the country. Was named both Player of the Year in the Panhandle Conference and NJCAA All-America in 2008. As a freshman he averaged 8.9 points, 5.9 rebounds and 1.8 assists as Chipola finished with a 33-3 overall record. Helped lead Chipola to a Panhandle Conference title and second place in the NJCAA National Championship his freshman year.

PERSONAL

Full name is Mario Deantwan Little. Born in Chicago, Ill. Has two older brothers, Michael, and Marcus Dixon. Named Chicago-Area Player of the Year in 2006 during his senior season at George Washington High School.

NBA D-LEAGUE CAREER HIGHS

Minutes	36	12/15/12	Tulsa at Bakersfield
Field Goals	4	4/4/13	Tulsa at Iowa
Field Goals Attempted	10 (2x)	4/4/13	Tulsa at Iowa
Three-Point Field Goals	1 (5x)	4/2/13	Tulsa at Sioux Falls
Three-Point Attempts	6	12/6/12	Tulsa at Rio Grande Valley
Free Throws	4	12/15/12	Tulsa at Bakersfield
Free Throw Attempts	4	12/15/12	Tulsa at Bakersfield
Offensive Rebounds	1 (3x)	4/4/13	Tulsa at Iowa
Defensive Rebounds	6 (2x)	4/4/13	Tulsa at Iowa
Rebounds	7 (2x)	4/4/13	Tulsa at Iowa
Assists	5	12/15/12	Tulsa at Bakersfield
Steals	4	4/4/13	Tulsa at Iowa
Turnovers	3 (2x)	3/19/13	Tulsa vs. Bakersfield
Blocked Shots	2	12/6/12	Tulsa at Rio Grande Valley
Points	11	12/15/12	Tulsa at Bakersfield

CAREER NBA D-LEAGUE STATISTICS

SEASON/TEAM	G-GS	MIN	FGM-FGA	PCT	3-PT.			REBOUNDS					AVERAGES						
					FGM-FGA	PCT	FTM-FTA	PCT	OFF	DEF	TOT	AST	STL	TO	BLK	PTS	RPG	APG	PPG
12-13 Tulsa	15-1	186	24-64	.375	5-30	.167	6-6	1.000	3	28	31	13	6	14	5	68	2.1	0.9	3.9
TOTALS	15-1	186	24-64	.375	5-30	.167	6-6	1.000	3	28	31	13	6	14	5	68	2.1	0.9	3.9



9

NICK MURPHY

POSITION: Guard

HEIGHT: 6-4

WEIGHT: 215

BIRTHDATE

1/6/88

HIGH SCHOOL

Harmony Prep (Cincinnati, Ohio)

COLLEGE

Jacksonville State

HOMETOWN

Bronx, N.Y.

HOW ACQUIRED

Selected in the fourth round (62nd overall pick) of the 2013 NBA D-League Draft on Nov. 1, 2013 by the Tulsa 66ers.

PRO EXPERIENCE

2 in NBA D-League

2012-13 AVERAGES

In 41 games (14 starts), averaged 5.8 points, 2.7 rebounds, 2.0 assists and 1.4 steals with the Iowa Energy.

NBA D-LEAGUE

2012-13: Scored in double-digits in 10 of 41 games, including a four-game stretch of 11 points or more. **2011-12:** Averaged 10.8 points, 5.3 rebounds, 1.8 assists and 1.1 steals per contest over 49 regular season games (13 starts). Averaged 8.0 points, 2.5 rebounds, 1.0 assists and 1.5 steals in two 2012 D-League Playoff games (16.5 minutes per game). Originally selected in the fourth Round (54th Overall) by the Iowa Energy in the 2011 NBA D-League Draft.

COLLEGE

Ranked first in Jacksonville State's Division I history with 1,498 career points (4th all-time in school history) and 679 career rebounds. Averaged 13.3 points per game in 113 games at Jacksonville State. Never averaged less than 10.0 points per game a season. **Senior (2010-2011):** Averaged 15.5 points, 5.9 rebounds, 2.5 assists, 1.9 steals, and 34.8 minutes in 28 games. **Junior (2009-2010):** Became 3rd player in Jacksonville State's Division I history to record 1,000 career points. Tallied his 500th career rebound against Tennessee Tech on Feb. 27, 2010, tying School's Division I record of 18 rebounds in a game (vs. Reinhardt on Dec. 12, 2009). Led team in rebounds per game (7.0), starts (26), and 2nd on the team in scoring (14.5 ppg). Averaged 2.1 assists, 1.6 steals, 32.4 minutes in 29 games. **Sophomore (2008-2009):** Led team with 5.3 rebounds per game. Averaged 10.0 points, 1.4 assists, 1.5 steals, and 23.2 minutes in 28 games. Scored in double-digits 17 times. **Freshman (2007-2008):** Averaged 13.0 points, 5.7 rebounds,



THE 66ERS





THE 66ERS

2.1 assists, 1.8 assists, and 29.7 minutes in 28 games.

PERSONAL

Born on Jan. 6, 1988, in Bronx, N.Y. The son of Dorothy Johnson and Lance Murphy. Has four brothers - Kevin Johnson, Steve Johnson, Donavan Johnson and Everton Johnson - and two sisters - Chantay Murphy and Vinnette Johnson. Majored in business. Played two seasons at Cardinal Spellman before playing his senior season at Harmony Prep in Cincinnati, Ohio. A first team All-Bronx performer. Nominated for the McDonald's All-America Game, as well as the Wendy's All-America Game.

NBA D-LEAGUE CAREER HIGHS

Minutes	38	3/1/12	Iowa at Canton
Field Goals	9	2/3/12	Iowa vs. Dakota
Field Goals Attempted	20	11/30/11	Iowa at Rio Grande Valley
Three-Point Field Goals	1 (6x)	3/7/13	Iowa at Tulsa
Three-Point Attempts	3	1/6/13	Iowa at Bakersfield
Free Throws	8	12/10/11	Iowa vs. Sioux Falls
Free Throw Attempts	11	2/28/12	Iowa at Dakota
Offensive Rebounds	5	12/16/11	Iowa vs. Fort Wayne
Defensive Rebounds	10	3/4/12	Iowa vs. Canton
Rebounds	11 (4x)	3/8/12	Iowa at Erie
Assists	6	12/17/11	Iowa vs. Reno
Steals	5 (2x)	11/24/12	Iowa at Sioux Falls
Turnovers	4 (4x)	3/15/13	Iowa vs. Sioux Falls
Blocked Shots	2 (3x)	12/28/12	Iowa vs. Los Angeles
Points	23	2/3/12	Iowa vs. Dakota

CAREER NBA D-LEAGUE STATISTICS

SEASON/TEAM	G-GS	MIN	FGM-FGA	PCT	3-PT.			FTM-FTA	PCT	REBOUNDS					AVERAGES				
					FGM-FGA	PCT	PCT			OFF	DEF	TOT	AST	STL	TO	BLK	PTS	RPG	APG
11-12 Iowa	49-13	1235	192-376	.511	3-10	.300	142-184	.772	80	181	261	87	55	77	12	529	5.3	1.8	10.8
12-13 Iowa	41-14	766	89-224	.397	3-16	.188	58-79	.734	27	84	111	80	56	54	8	239	2.7	2.0	5.8
TOTALS	90-27	2,001	281-600	.468	6-26	.231	200-263	.760	107	265	372	167	111	131	20	768	4.1	1.9	8.5



32

LARRY OWENS

POSITION: Forward

HEIGHT: 6-7

WEIGHT: 215

BIRTHDATE

1/8/83

HIGH SCHOOL

East Mesa (Mesa, Ariz.)

COLLEGE

Oral Roberts

HOMETOWN

Mesa, Ariz.

HOW ACQUIRED

Allocated to the Tulsa 66ers after spending training camp with the New Orleans Hornets on Nov. 4, 2009.

PRO EXPERIENCE

7 (3 in NBA D-League, 4 in Europe)

NBA D-LEAGUE

Holds Tulsa 66ers career records for points (1,731), field goals made (662), field goals attempted (1,412), steals (187), games played (137), games started (118) and minutes played (4,281). Holds 66ers career averages of 13.8 points, 5.1 rebounds, 3.3 assists, 1.5 steals and 34.2 minutes in 137 games (118 starts). Has received multiple NBA call-ups during his time with Tulsa, signing with the San Antonio Spurs and Washington Wizards in 2010-11 and the New Jersey Nets in 2011-12. A two-time member of the All-NBA D-League Defensive Team. **2011-12:** In 32 games (26 starts) with the 66ers, averaged 12.8 points, 4.6 rebounds, 3.5 assists, 1.8 steals and 1.3 blocks. Named to the NBA D-League All-Defensive Second Team. Called up by the New Jersey Nets on Jan. 18. Went on to play six games for the Nets, averaging 2.2 points, 2.2 rebounds and 12.5 minutes. **2010-11:** In 43 games (42 starts) with the 66ers, averaged 12.4 points, 5.0 rebounds, 3.0 assists and 1.2 steals. Recipient of the NBA D-League's Jason Collie Sportsmanship Award, which honors the player who best represents the ideals of character and conduct on and off the court. Named to the All-NBA D-League Second Team and NBA D-League All-Defensive Team. Named a starter on the West squad in the NBA D-League All-Star Game. Received two NBA GATORADE Call-Ups with the San Antonio Spurs on Jan. 16 and the Washington Wizards on April 6. Averaged 1.3 points and 4.4 minutes in seven games with the Spurs and 6.2 points, 2.2 rebounds, 1.4 assists, 1.4 steals and 1.0 blocks in 22.4 minutes in five games with Washington. **2009-10:** Saw action in 50 games (50 starts) with the 66ers, averaging 15.8 points and 5.5 rebounds per game while collecting 172 assists and 106 steals.

NBA CAREER

In 19 total NBA appearances, averages 2.8 points, 1.5 rebounds and 11.5 minutes. **2011-12:** Averaged 2.2 points, 2.2 rebounds and 12.5 minutes in six games with the New Jersey Nets. **2010-11:**



THE 66ERS





Averaged 1.3 points and 4.4 minutes in seven games with the San Antonio Spurs and 6.2 points, 2.2 rebounds, 1.4 assists, 1.4 steals and 1.0 blocks in 22.4 minutes in five games with the Washington Wizards.

INTERNATIONAL CAREER

2012-13: Spent last season playing for Dijon in France, averaging 6.7 points, 3.0 rebounds and 1.0 steals in 26 games. **2008-09:** Played in 35 games for Belgacom Liège Basket in Belgium while averaging 12.8 points, 4.2 rebounds and 1.7 assists. **2007-08:** Saw action in 38 games for Belgacom Liège Basket in Belgium while averaging 12.0 points, 5.3 rebounds and 1.9 assists per game. **2006-07:** Played in France for Clermont where he appeared in 34 games, averaging 10 points, 5.2 rebounds and 2.3 assists per game.

COLLEGE

Senior (2005-06): Named the 2006 Mid-Continent Conference Defensive Player of the Year. Averaged 12.5 points and 7.9 rebounds per game. First-team all-conference honors. Helped ORU to the Mid-Con regular season and tournament titles, and ORU's first NCAA Tournament appearance in 22 years. **Junior (2004-05):** Named to the Mid-Con All-Newcomer Team. ORU was 13-2 when Owens was in the starting line-up. **Junior College:** Spent two seasons at Yavapai (Ariz.) Community College (2001-03). Second-Team NJCAA All-American, Region and ACCAC MVP in 2002-03. Yavapai career leader in scoring and steals, second in rebounding, fourth in assists. Averaged 22.7 points and 10.6 rebounds per game as a sophomore. Finished sophomore year with 13 double-doubles and six 30-point games.

PERSONAL

Named All-State and East Mesa Player of the Year following his senior season at Westwood High School in Mesa, Ariz.



THE 66ERS

NBA D-LEAGUE CAREER HIGHS

Minutes	48 (3x)	1/13/12	Tulsa vs. Dakota
Field Goals	14	2/18/10	Tulsa vs. Maine
Field Goals Attempted	21	2/18/10	Tulsa vs. Maine
Three-Point Field Goals	5	4/2/10	Tulsa vs. Iowa
Three-Point Attempts	7 (2x)	1/13/12	Tulsa vs. Dakota
Free Throws	12	3/2/12	Tulsa vs. Rio Grande Valley
Free Throw Attempts	12 (2x)	3/2/12	Tulsa vs. Rio Grande Valley
Offensive Rebounds	6	11/26/10	Tulsa vs. Iowa
Defensive Rebounds	10	11/19/10	Tulsa vs. Bakersfield
Rebounds	13	11/19/10	Tulsa vs. Bakersfield
Assists	9 (3x)	3/25/10	Tulsa vs. Bakersfield
Steals	5	2/25/10	Tulsa vs. Springfield
Turnovers	8	3/19/11	Tulsa vs. Canton
Blocked Shots	3	12/29/11	Tulsa vs. Idaho
Points	37	2/18/10	Tulsa vs. Maine

CAREER NBA D-LEAGUE STATISTICS

SEASON/TEAM	G-GS	MIN	FGM-FGA	PCT	3-PT.			FTM-FTA	PCT	REBOUNDS					AVERAGES				
					FGM-FGA	PCT	FTM-FTA			PCT	OFF	DEF	TOT	AST	STL	TO	BLK	PTS	RPG
09-10 Tulsa	50-50	1817	299-611	.489	52-137	.380	139-180	.380	82	194	276	172	75	131	29	789	5.5	3.4	15.8
10-11 Tulsa	43-42	1320	206-432	.477	37-111	.333	83-113	.735	69	146	215	129	53	87	21	532	5.0	3.0	12.4
11-12 Tulsa	32-26	1142	157-369	.425	30-101	.297	66-76	.868	38	108	146	113	59	72	42	410	4.6	3.5	12.8
TOTALS	125-118	4279	662-1412	.469	119-349	.341	288-369	.780	189	448	637	414	187	300	92	1731	5.1	3.3	13.8



66ers

34

MAURICE SUTTON

POSITION: Center

HEIGHT: 6-11

WEIGHT: 220

BIRTHDATE

7/31/89

HIGH SCHOOL

Largo (Largo, Md.)

COLLEGE

Villanova

HOMETOWN

Largo, Md.

HOW ACQUIRED

Selected in the third round (45th overall pick) of the 2013 NBA D-League Draft on Nov. 1, 2013 by the Tulsa 66ers.

PRO EXPERIENCE

Rookie

COLLEGE

Finished his career with 100 blocked shots, which ranks 11th all-time at Villanova. **Senior (2012-13):** Averaged 3.2 points and 2.7 rebounds in 31 games (10 starts). Established a career high with six blocked shots in a win over Delaware on Dec. 16 alongside eight rebounds and five assists. **Junior (2011-12):** Averaged 3.6 points and 3.1 rebounds in 25 games (seven starts). Posted a pair of double-doubles in Big East action against Marquette and Notre Dame. Logged 129 minutes over the final five games after seeing 135 minutes of action in his first 18 appearances. Earned his first two career Big East Tournament starting assignments at Madison Square Garden and averaged 5.0 points and 3.5 rebounds in those two outings. **Sophomore (2010-11):** Averaged 2.4 points per game, 1.3 rebounds and 1.0 blocks per game in 27 games off the bench. Connected on .538 of his field goal attempts and averaged 1.0 blocked shots per contest. Posted eight points, five rebounds and a pair of blocked shots to an 83-72 win at No. 3 Syracuse on Jan. 22. **Freshman (2009-10):** Averaged 1.8 points, 2.3 rebounds and 1.0 blocks in 26 games (seven starts). Contributed a key blocked shot in the final seconds of Villanova's 73-70 overtime victory over Robert Morris to help preserve a lead. His 25 blocked shots on the season led the Wildcats. Redshirted during the 2008-09 season.



THE 66ERS





PERSONAL

Parents are Maurice Sutton, Sr., and Gwen Sutton. Has two older siblings, Terry Barnes and Candace Sutton-Pearson, who played college basketball at the University of North Carolina before graduating in 2004. Mother, Gwen Sutton, played basketball at North Carolina State and father, Maurice Sutton, Sr.,

played football at Norfolk State. Majored in communication. Cousin of former NBA forward Chris Gatling. Attended Largo High School, capturing the Class 3A Maryland State Championship. Averaged a near triple-double his senior season with 18.0 points, 13.0 rebounds and 9.0 blocks.

COLLEGE STATISTICS

SEASON/TEAM	G-GS	MIN	FGM-FGA	PCT	3-PT.			FTM-FTA	PCT	REBOUNDS					AVERAGES				
					FGM-FGA	PCT	FTM-FTA			OFF	DEF	TOT	AST	STL	TO	BLK	PTS	RPG	APG
09-10 Villanova	26-7	267	17-41	.415	0-0	-	12-22	.545	29	31	60	3	4	21	25	46	2.3	0.1	1.8
10-11 Villanova	27-0	285	21-39	.538	0-0	-	24-40	.600	20	43	63	6	4	18	28	66	2.3	0.2	2.4
11-12 Villanova	25-7	343	35-66	.530	0-1	.000	19-29	.655	34	44	78	9	9	15	19	89	3.1	0.4	3.6
12-13 Villanova	31-10	294	33-66	.500	0-0	-	33-53	.623	26	58	84	12	11	27	28	99	2.7	0.4	3.2
TOTALS	109-34	1189	106-212	.500	0-1	.000	88-144	.611	109	176	285	30	28	81	100	300	2.6	0.3	2.8



66ers

22

CHASE TAPLEY

POSITION: Guard

HEIGHT: 6-3

WEIGHT: 195

BIRTHDATE

6/3/91

HIGH SCHOOL

Sacramento (Sacramento, Calif.)

COLLEGE

San Diego State

HOMETOWN

Sacramento, Calif.

HOW ACQUIRED

Selected in the second round (28th overall pick) of the 2013 NBA D-League Draft on Nov. 1, 2013 by the Tulsa 66ers.

PRO EXPERIENCE

Rookie

COLLEGE

The second-winningest player in San Diego State history with 103 career wins. Is the only player to participate in four NCAA tournaments while at SDSU. In four seasons, he played 134 games and made 114 starts. Scored in double figures 80 times, 14 of which were of the 20-point variety. After his senior year ranked third in school history in 3-point field goals, fourth in scoring and fourth in steals.

Senior (2012-13): Averaged 13.5 points, 3.2 rebounds, 2.7 assists and 1.4 steals in 33 games (32 starts). Ranked third in the Mountain West in 3-point field goal percentage (.376), fourth in steals (46) and fifth in 3-point field goals (70). Named to the All-Mountain West Third Team, the NABC All-District 17 Second Team and Hawaiian Airlines Diamond Head Classic All-Tournament Squad. Scored in double figures 23 times and led the team in scoring on nine different occasions. Recorded three games of 20 or more points. Combined for 27 points in SDSU's two games in the NCAA Tournament against Oklahoma and Florida Gulf Coast. **Junior (2011-12):** Averaged 15.8 points, 4.3 rebounds, 2.3 assists and 1.8 steals in 34 games (34 starts). Ranked first in the Mountain West in minutes played (1,157), second in scoring (15.8 points per game), second in 3-point percentage (.433), third in 3-point field goals made (77), third in steals (60) and third in field-goal percentage (.455). Voted to the All-Mountain West Second Team. Named a NABC All-District 17 honoree. Selected to the Mountain West All-Tournament Team. Scored in double figures 30 times and eclipsed the



THE 66ERS





20-point plateau nine times. At one point, he made at least one three-pointer in a career-long 19 straight games and scored in double figures in a personal-best 18 consecutive game. Registered 19 points, six rebounds and a team-best four assists vs. North Carolina State in the second round of the NCAA tournament. **Sophomore (2010-11):** Averaged 8.6 points, 2.4 rebounds, 1.3 steals in 34 games (31 starts). Shot 38.0 percent from beyond the arc and 82.8 percent from the free throw line. Ended the season by making at least one three-point field goal in 15 of his final 17 games. Reached double figures in scoring 14 times. **Freshman (2009-10):** Averaged 7.6 points, 2.3 rebounds and 2.2 assists in 33 games (17 starts). Finished with an assist-to-turnover ratio of 1.85 and shot 50.0 percent from the field. One of only two freshmen in NCAA Division I in 2009-10 to average 7.0 points, have an assist-to-turnover ratio of 1.50 or better and shoot at least 50.0 percent from the field.

PERSONAL

Full name is Alexander Chase Buchanan-Tapley. Son of Alice and Tommy Tapley. Father played basketball at Arkansas State. Studied social science at SDSU. Attended Sacramento High School and averaged 23.2 points while leading his team to the Northern California state finals and a 27-7 overall record during his senior year.



THE 66ERS



COLLEGE STATISTICS

SEASON/TEAM	G-GS	MIN	FGM-FGA	PCT	3-PT.			REBOUNDS					AVERAGES						
					FGM-FGA	PCT	FTM-FTA	PCT	OFF	DEF	TOT	AST	STL	TO	BLK	PTS	RPG	APG	PPG
09-10 San Diego St	33-17	773	98-196	.500	35-93	.376	20-28	.714	21	55	76	72	37	39	13	251	2.3	2.2	7.6
10-11 San Diego St	34-31	867	113-233	.485	31-108	.380	24-29	.828	21	61	82	64	44	45	8	291	2.4	1.9	8.6
11-12 San Diego St	34-34	1157	200-440	.455	77-178	.433	60-83	.723	22	124	146	77	60	55	15	537	4.3	2.3	15.8
12-13 San Diego St	33-32	1016	162-378	.429	70-186	.376	53-66	.803	10	95	105	90	46	43	18	447	3.2	2.8	13.5
TOTALS	134-114	3813	573-1247	.460	223-565	.395	157-206	.762	74	335	409	303	187	182	54	1526	3.1	2.3	11.4



18 BEN UZOH

POSITION: Guard

HEIGHT: 6-3

WEIGHT: 205

BIRTHDATE

3/18/88

HIGH SCHOOL

Warren (San Antonio, Texas)

COLLEGE

Tulsa

HOMETOWN

San Antonio, Texas

HOW ACQUIRED

Acquired from the Springfield Armor in a three-team trade with Springfield and the Iowa Energy on Oct. 31, 2013.

PRO EXPERIENCE

3 (1 in NBA, 2 in NBA D-League)

2012-13 AVERAGES

Averaged 12.6 points, 5.2 assists, 4.2 rebounds and 1.3 steals in 50 games (47 starts) with the Springfield Armor.

NBA D-LEAGUE

Holds career averages of 13.4 points, 4.9 rebounds, 4.9 assists and 1.4 steals in 74 career NBA D-League Games (68 starts). **2012-13:** Averaged 12.6 points, 4.2 rebounds, and 5.2 assists in 50 games (47 starts) with the Springfield Armor. Scored in double figures 33 times. Recorded four double-doubles during the season. Had 11 assists in 2 games. **2011-12:** Averaged 14.9 points, 5.9 rebounds, 3.9 assists and 1.4 steals in 30.8 minutes with the Rio Grande Valley Vipers in 20 games (18 starts). Was called up by the Cleveland Cavaliers for two games and the Toronto Raptors for 16 games. **2010-11:** Played four games with the Springfield Armor before receiving a call up from the New Jersey Nets. Averaged 16.0 points, 8.0 rebounds, 5.8 assists, 2.3 steals and 1.0 blocks in his brief time with the Armor.

NBA CAREER

Holds career NBA averages of 4.0 points, 2.1 rebounds and 2.2 assists in 60 games (eight starts) **2011-12:** Was called up from the Rio Grande Valley Vipers by the Cleveland Cavaliers for two games and the Toronto Raptors for 16 games. Averaged 4.8 points, 3.9 rebounds, 3.7 assists and 1.0 steals in 22.3 minutes per game with the Raptors. Recorded a triple-double in the regular season finale against the Nets with 12 points, 11 rebounds and 12 assists. Averaged 2.0 points, 2.0 rebounds and 1.0 assists in his two games with Cleveland. **2010-11:** Saw action in 42 games with the New Jersey Nets after being called up by Springfield. Averaged 3.8 points, 1.5 rebounds and 1.6 assists in 42 games.

COLLEGE

Owns TU's school records in career games (141),



THE 66ERS





games started (140) and made free throws (464) and ranks in the top 10 all-time in five other statistical categories - points (third, 1,951), assists (third, 425), blocks (sixth, 99) steals (eighth, 162) and rebounds (ninth, 705). Senior (2009-10): Earned first-team all-C-USA honors and was an NABC second-team All-C-USA selection as well as a Second-Team All-C-USA pick by the Sporting News. Averaged 15.3 points, 4.7 rebounds and a team-leading 4.7 assists in 35 games (35 starts). Had a team-best 12 20+ point scoring games. Scored in double digits in 27 games. Junior (2008-09): Led Tulsa in scoring with a 14.0 average. Was named to the C-USA Second-Team All-Conference Team for the second straight year. Had six 20-point scoring games. Sophomore (2007-08): Averaged 15.6 points and 5.4 rebounds in 39 games (39 all starts). Was named to the All-C-USA Second Team. Tallied 34 double-figure scoring games and had nine 20+ point games. Freshman (2006-07): Averaged 9.9 points, 5.0 rebounds, 1.5 assists and 1.1 steals in 31 games (30 starts). Was named to the Conference USA All-Freshman Team. Had 17 double-figure scoring games. Became the third-leading freshman scorer of all-time in school history with 306 points.



THE 66ERS

PERSONAL

Born March 18, 1988 in Houston, Texas. Parents are Francis and Caroline Uzoh. Has three sisters. Best non-athletic talents are playing the piano and singing. Majored in exercise sports science. Was a three-year letterwinner and starter at San Antonio Warren High School. Helped his team register records of 35-5 as a junior and 30-10 his senior season. Averaged 23.0 points and 9.5 rebounds as a senior. Was named the San Antonio Express-News Area Player of the Year and was a first-team Class 5A all-state, all-district and all-region selection as a senior. Was named the MVP of District 27-5A his senior season.

NBA D-LEAGUE CAREER HIGHS

Minutes	45	11/24/12	Springfield at Canton
Field Goals	13	1/21/12	Rio Grande Valley at Reno
Field Goals Attempted	21 (2x)	1/19/13	Springfield at Canton
Three-Point Field Goals	2 (4x)	2/10/13	Springfield at Maine
Three-Point Attempts	6	2/10/13	Springfield at Maine
Free Throws	10 (2x)	12/8/12	Springfield vs. Canton
Free Throw Attempts	14	12/8/12	Springfield vs. Canton
Offensive Rebounds	7	1/14/12	Rio Grande Valley at Canton
Defensive Rebounds	10	12/7/12	Springfield vs. Fort Wayne
Rebounds	12 (2x)	1/17/12	Rio Grande Valley at Sioux Falls
Assists	11 (2x)	3/4/13	Springfield vs. Erie
Steals	5	12/8/12	Springfield vs. Canton
Turnovers	6 (3x)	3/14/13	Springfield vs. Texas
Blocked Shots	3 (2x)	2/1/13	Springfield at Iowa
Points	30	12/8/12	Springfield vs. Canton

CAREER NBA D-LEAGUE STATISTICS

SEASON/TEAM	G-GS	MIN	FGM-FGA	PCT	3-PT.			FTM-FTA	PCT	REBOUNDS					AVERAGES				
					FGM-FGA	PCT	FTM-FTA			PCT	OFF	DEF	TOT	AST	STL	TO	BLK	PTS	RPG
10-11 Springfield	4-3	133	28-46	.609	0-2	.00	8-13	.615	6	26	32	23	9	12	4	64	8.0	5.8	16.0
11-12 Rio Grande	20-18	616	107-224	.478	6-25	.240	77-98	.786	47	70	117	78	27	41	3	297	5.8	3.9	14.8
12-13 Springfield	50-47	1670	261-638	.409	17-61	.636	91-143	.636	61	151	212	262	66	120	17	630	4.2	5.2	12.6
TOTALS	74-68	2419	396-908	.436	23-908	.261	176-254	.693	114	247	361	363	102	173	24	991	4.9	4.9	13.4



15 ISAIAH WILKERSON

POSITION: Guard

HEIGHT: 6-3

WEIGHT: 215

BIRTHDATE

11/13/90

HIGH SCHOOL

Curtis (Staten Island, N.Y.)

COLLEGE

New Jersey Institute of Technology

HOMETOWN

Staten Island, N.Y.

HOW ACQUIRED

Drafted in the eighth round (118th pick) of the 2012 NBA D-League Draft on Nov. 2, 2012.

PRO EXPERIENCE

1 in NBA D-League

2012-13 AVERAGES

Averaged 1.9 points and 7.4 minutes in 28 games with the Tulsa 66ers.

NBA D-LEAGUE

2012-13: Led the 66ers in assists on two occasions. Scored a career-best 10 points against Austin on March 30. Spent a portion of the season on Tulsa's inactive list.

COLLEGE

Scored 1,577 career points and collected 616 rebounds, the most in NJIT's Division 1 era. Second player in NJIT's D1 era to score 1,000 points. A 3-year captain. An AP All-American honorable mention. Started in 110 of 113 games.

2011-12 (Senior): Named honorable mention All-America by the Associated Press, becoming the first NJIT student-athlete in any sport to earn AP All-America honors since the program began Division I competition in 2006-07. All-Great West Conference First Team selection. Great West Conference Player of the Year. Averaged 16.2 points and 6.6 rebounds in 31.1 minutes per game.

2010-11 (Junior): Great West Conference Player of the Year by CollegeInsider.com and an official First-Team All-GWC pick as voted by coaches and SIDs. Led the Highlanders in scoring (13.6 ppg) and rebounding (6.2 rpg). In Great West play, he averaged 16.5 points and 6.2 rebounds for the Highlanders, who finished in second place with a 9-3 record in GWC games. In conference games only, he ranked fifth among all GWC players in scoring and tied for sixth in rebounding.

2009-10 (Sophomore): All-Great West Conference honorable mention. Double-figure scorer in 22 games. Averaged 13.0 points and 4.9 rebounds per game. **2008-09 (Freshman):** Enrolled in NJIT for the second semester and made his college playing debut on December 20 without benefit of



THE 66ERS





a practice. Scored an average of 12.5 points per game with 3.5 rebounds.

PERSONAL

Full name is Isaiah Jamal Wilkerson. Son of Beaun and Linda Wilkerson. Played at Curtis High School on Staten Island under Coach Paul Blanchard. As a senior, led Curtis to a school-record 25 wins (14-0 in the Staten Island Division of the NYC PSAL). Averaged 16.6 points, earning First-Team All-Staten Island honors in the NY Daily News.

NBA D-LEAGUE CAREER HIGHS

Minutes	26	1/11/13	Tulsa at Sioux Falls
Field Goals	3 (2x)	3/30/13	Tulsa vs. Austin
Field Goals Attempted	7	3/30/13	Tulsa vs. Austin
Three-Point Field Goals	1	2/12/13	Tulsa at Texas
Three-Point Attempts	3	1/11/13	Tulsa at Santa Cruz
Free Throws	4	3/30/13	Tulsa vs. Austin
Free Throw Attempts	4	3/30/13	Tulsa vs. Austin
Offensive Rebounds	1 (2x)	3/30/13	Tulsa vs. Austin
Defensive Rebounds	3	3/30/13	Tulsa vs. Austin
Rebounds	3	3/30/13	Tulsa vs. Austin
Assists	3 (2x)	3/30/13	Tulsa vs. Austin
Steals	1 (3x)	3/30/13	Tulsa vs. Austin
Turnovers	3 (3x)	3/30/13	Tulsa vs. Austin
Blocked Shots			
Points	10	3/30/13	Tulsa vs. Austin

CAREER NBA D-LEAGUE STATISTICS

SEASON/TEAM	G-GS	MIN	FGM-FGA	PCT	3-PT.			FTM-FTA	PCT	REBOUNDS					AVERAGES				
					FGM-FGA	PCT	FTM-FTA			PCT	OFF	DEF	TOT	AST	STL	TO	BLK	PTS	RPG
12-13 Tulsa	28-0	207	21-61	.344	2-10	.200	8-9	.200	3	15	18	22	3	25	0	52	0.6	0.8	1.9
TOTALS	28-0	207	21-61	.344	2-10	.200	8-9	.200	3	15	18	22	3	25	0	52	0.6	0.8	1.9



66ERS ROSTER

2013-14 Alphabetical Roster

#	PLAYER	POS	HT	WT	DOB	FROM	NBADL YRS
24	Xavier Alexander	G	6-6	225	10/19/88	Southern Nazarene	1
10	Rodney Bartholomew	F	6-8	230	5/21/88	Indiana Tech	1
11	Scoop Jardine	G	6-2	195	8/9/88	Syracuse	R
33	Grant Jerrett	F	6-10	220	7/8/93	Arizona	R
50	Jon Kreft	C	7-0	262	10/21/86	Florida State	R
23	Mario Little	F	6-6	218	12/29/87	Kansas	1
9	Nick Murphy	G	6-4	215	1/6/88	Jacksonville State	2
32	Larry Owens	F	6-7	215	1/8/83	Oral Roberts	3
34	Maurice Sutton	C	6-11	220	7/31/89	Villanova	R
22	Chase Tapley	G	6-3	195	6/3/91	San Diego State	R
18	Ben Uzoh	G	6-3	205	3/18/88	Tulsa	3
15	Isaiah Wilkerson	G	6-3	215	11/13/90	N.J. Institute of Technology	1

2013-14 Numerical Roster

#	PLAYER	POS	HT	WT	DOB	FROM	NBADL YRS
9	Nick Murphy	G	6-4	215	1/6/88	Jacksonville State	2
10	Rodney Bartholomew	F	6-8	230	5/21/88	Indiana Tech	1
11	Scoop Jardine	G	6-2	195	8/9/88	Syracuse	R
15	Isaiah Wilkerson	G	6-3	215	11/13/90	N.J. Institute of Technology	1
18	Ben Uzoh	G	6-3	205	3/18/88	Tulsa	3
22	Chase Tapley	G	6-3	195	6/3/91	San Diego State	R
23	Mario Little	F	6-6	218	12/29/87	Kansas	1
24	Xavier Alexander	G	6-6	225	10/19/88	Southern Nazarene	1
32	Larry Owens	F	6-7	215	1/8/83	Oral Roberts	3
33	Grant Jerrett	F	6-10	220	7/8/93	Arizona	R
34	Maurice Sutton	C	6-11	220	7/31/89	Villanova	R
50	Jon Kreft	C	7-0	262	10/21/86	Florida State	R

THE 66ERS





SEASON
REVIEW



2012-13 Season Notes

Getting Their Kicks on Route 66: The Thunder assigned a player to the Tulsa 66ers 40 times, the most assignments by an NBA team in NBA D-League history. The Thunder's number of assignments were more than the second and third most (Houston with 16 and San Antonio with 14) combined. Oklahoma City was very active in utilizing their NBA D-League affiliate, located just over 100 miles away and connected by Route 66 – the famous highway from which the 66ers' name originated.

NBA TEAMS WITH THE MOST D-LEAGUE ASSIGNMENTS		
NBA Team	D-League Affiliate	# of Assignments
Oklahoma City Thunder	Tulsa 66ers	40
Houston Rockets	Rio Grande Valley Vipers	16
San Antonio Spurs	Austin Toros	14
Boston Celtics	Maine Red Claws	13
Golden State Warriors	Santa Cruz Warriors	12

Thunder Road: The Tulsa 66ers saw five different players assigned to them from the Oklahoma City Thunder this season – all of who played in at least three NBA D-League games. Thunder players Reggie Jackson, Perry Jones, Jeremy Lamb, DeAndre Liggins and Daniel Orton all played for both Oklahoma City and Tulsa during the season. Daniel Orton led the Thunder assignments with 29 games as a 66er this season. Reggie Jackson lead all OKC assignees in D-League averages with 28.0 points, 8.3 rebounds and 7.3 assists. The 66ers had at least one Oklahoma City assignee in uniform for 34 of their 50 regular-season games.

OKC THUNDER PLAYERS IN TULSA				
Player	Games	PTS	REB	AST
Daniel Orton	29	12.5	7.8	1.9
Jeremy Lamb	21	21.0	5.3	3.0
DeAndre Liggins	19	11.6	6.9	4.3
Perry Jones	15	14.3	7.3	1.7
Reggie Jackson	3	28.0	8.3	7.3

Assignments Crack the Starting Five: Three 66ers started for both the 66ers and Thunder in the 2012-13 season. DeAndre Liggins, who started in 19 regular-season games for Tulsa, made his first NBA start on Jan. 13 against the Portland Trail Blazers. Perry Jones started 15 66ers games before making his first NBA start against the Milwaukee Bucks on April 17. Reggie Jackson started three games for Tulsa before starting in nine postseason contests for Oklahoma City.

Team Basketball: The 66ers showed that when you share the ball, good things happen. Tulsa was 19-7 when five or more players score in double digits, including 7-2 when six or more players score in double figures. The 66ers were also 23-8 when they distributed more assists than their opponent. Tulsa averaged 20.1 assists per game – the sixth-best average in the NBA D-League.

The Butler Effect: The Tulsa 66ers acquired forward Rasual Butler from the available player pool on January 18. The 11-year NBA veteran made an immediate impact, finishing the season averaging 17.8 points, 5.1 rebounds, 1.5 assists, 1.4 blocks and 32.6 minutes in 31 games (23 starts). Prior to acquiring Butler, Tulsa averaged 94.3 points per game. In the 31 games Butler has seen action, the 66ers average 99.2 points. Butler has scored in double figures 27 times, including 11 20+ point performances and two outings in the 30's. His efforts earned Butler the title of 2013 NBA Development League Impact Player of the Year, as voted on by the NBA D-League's 16 head coaches. Awarded to a player who joined an NBA D-League team's roster after Dec. 6, the Impact Player of the Year award honors an athlete who made the greatest contribution following his in-season acquisition.

Mr. October: Oklahoma City Thunder guard Reggie Jackson was named the NBA Development League Performer of the Week for games played Dec. 17-23. Jackson led the 66ers to two wins, averaging a team-high 32.0 points to go with 8.0 rebounds, 7.0 assists and 37.5 minutes. He led the team in scoring and assists in both games. Jackson had two assignments to Tulsa during the season, which allowed him to see more minutes and gain confidence in the Thunder system. Following his time with the 66ers, Jackson saw a rise in responsibility with OKC, eventually starting in nine playoff games for the Thunder.

Quinn Gets Called Up by Cavs: Tulsa 66ers guard Chris Quinn signed a contract with the Cleveland Cavaliers for the remainder of the season on Mar. 20. Quinn became the second 66er and to receive a GATORADE NBA Call-Up in the 2012-13 season and the 18th call-up in the team's eight-year history. Daniel Orton was called up by the Oklahoma City Thunder on Oct. 31. Quinn was acquired by Tulsa from the available player pool on Dec. 28 and saw action in 25 games (23 starts) with the 66ers. During his time in Tulsa, Quinn averaged 12.7 points, 2.6 rebounds, 6.1 assists and 1.3 steals in 32.5 minutes. A five-year NBA veteran, Quinn was originally signed as an undrafted free agent with the Miami Heat in 2006.

Housewarming Party: The 66ers returned to the SpiritBank Event Center after three seasons downtown at the Tulsa Convention Center. In their 24 home games, the 66ers went 15-9 (.625) at the SBEC.

SEASON REVIEW





Leading Lamb: Oklahoma City Thunder assignee Jeremy Lamb - who spent 21 games with the 66ers in the regular season – was one of the top scorers in the NBA D-League, averaging 21.0 points. In order to qualify as a league-leader, a player must have spent at least 25 games in the D-League, explaining why Lamb is not on the list.

The Syracuse Sharpshooter: Tulsa guard Andy Rautins led the NBA D-League in 3-point field goals (152) and finished third in 3-pointers a game (3.2). The Syracuse product and 2013 NBA D-League Showcase 3-Point Shootout champion boasted a .437 shooting percentage from behind the arc. Rautins broke the NBA D-League record for most made 3-point field goals in a single season surpassing the 143 set by Blake Ahearn (Austin/Dakota) in the 2008-09 season. Earlier in this season, Rautins passed Moses Ehambe (117 3-point makes) as the all-time leader in made 3's in 66ers history.

3-POINTERS MADE IN A SINGLE SEASON			
Player	Team	Season	3PM
Andy Rautins	Tulsa	2012-13	152
Blake Ahearn	Austin/Dakota	2008-09	143
Desmon Farmer	Reno	2009-10	138
Ernest Scott	Rio Grande Valley	2009-10	133
Marcus Landry	Reno	2012-13	128

Youth Ball: The 66ers entered the postseason with six rookies on their roster – the most in franchise history for a playoff-bound Tulsa squad. Ron Anderson, Rodney Bartholomew, Dominique Sutton, Tony Taylor, Hollis Thompson and Isaiah Wilkerson were all in their first season out of college and playing professional basketball for the first time.

Holding Opponents: The 66ers held their opponents to 97.4 points per game – good for third best in the league. In their 27 wins, the 66ers limited their opponent to an average of 92.1 points.

Rajakovic Finds Success in First Year: Tulsa Head Coach Darko Rajakovic led the 66ers to a 27-23 record to have Tulsa finish above .500 for the sixth time in the franchise's nine-year history. Rajakovic tied former Tulsa coach Nate Tibbetts for the most wins in franchise history under a first-year head coach. By winning 25 times in 43 games, Rajakovic became the fastest coach to achieve 25 career wins with the 66ers (Tibbetts accumulated his 25th win in his 46th game in 2009-10).

1ST SEASON AS 66ERS HEAD COACH		
Coach	Year	Record
Darko Rajakovic	2012-13	27-23
Nate Tibbetts	2009-10	27-23
Joey Meyer	2005-06	24-24
Dale Osbourne	2011-12	19-26
Paul Woolpert	2008-09	15-35

Shooting Efficiency: The 66ers finished the year ranked third in the league in field goal percentage with a .460 average. Tulsa finished 11-3 when it shot over 50 percent from the field as a team. The 66ers were first in the league in 3-point shooting with a .375 average.

Starting Five Surprises: The 66ers produced 28 different starting lineups in their 50 games. Andy Rautins led the team with 31 starts. No single lineup was used in more than nine games.

First to Four: The Oklahoma City Thunder was the only NBA team in the 2012-13 season to have four players assigned to an NBA D-League team at once. Perry Jones, Jeremy Lamb, DeAndre Liggins and Daniel Orton all saw action for the 66ers in Tulsa's 110-99 win over Iowa on Mar. 7.

66ers Sweep Showcase Skills Contests: The Tulsa 66ers swept the 2012 NBA D-League Showcase skills contests on Jan. 9 with Andy Rautins winning the 3-Point Shootout and Dominique Sutton claiming the Slam Dunk Competition crown. The pair of contests were a part of the annual NBA D-League Showcase, hosted at the Reno Events Center in Reno, Nev.

Dominant Defense: Tulsa has seen strong defensive play during its season-best six-game winning streak (Feb. 12 - Mar. 2). The 66ers held their opponents to 90 points or less in five of the six games. Tulsa's opponents averaged 86.8 points during the six-game streak

Like a Broken Record: Tulsa saw two individual franchise records broken over a short period in late January. On Jan. 28 at Erie, Andy Rautins tied the all-time franchise record for most 3-point field goals in a game by making eight on 11 attempts. The following game, Travis Hyman tied the all-time franchise record for blocks in a game by swatting nine Springfield shots in under 18 minutes on Jan. 30.





2012-13 SEASON STATISTICS

2012-13 Regular Season Statistics

Player	G	GS	MIN	FGM	FGA	Pct.	3PM	3PA	Pct.	FTM	FTA	Pct.	OR	DR	REB	Avg.	AST	PF	TO	BS	ST	PTS	Avg.
Reggie Jackson	3	3	114	33	55	.600	5	14	.357	13	13	1.000	2	20	22	7.3	25	7	8	0	1	84	28.0
Jeremy Lamb	21	21	691	169	345	.490	37	105	.352	66	75	.880	32	79	111	5.3	64	42	52	17	26	441	21.0
Rasual Butler	31	23	1010	201	475	.423	60	173	.347	90	107	.841	31	128	159	5.1	47	44	62	43	21	552	17.8
Perry Jones	15	15	485	88	195	.451	5	17	.294	33	51	.647	27	83	110	7.3	26	40	15	9	18	214	14.3
Andy Rautins	48	31	1425	223	507	.440	152	348	.437	48	62	.774	21	113	134	2.8	115	93	103	5	48	646	13.5
Chris Quinn	25	23	812	123	259	.475	29	78	.372	43	48	.896	9	55	64	2.6	152	61	42	6	33	318	12.7
Daniel Orton	29	29	821	124	232	.534	1	2	.500	114	169	.675	63	164	227	7.8	54	126	86	64	31	363	12.5
DeAndre Liggins	19	19	650	78	173	.451	29	63	.460	36	54	.667	23	109	132	6.9	82	51	49	7	33	221	11.6
Dominique Sutton	48	29	1333	182	357	.510	2	10	.200	122	198	.616	118	180	298	6.2	73	185	79	12	77	488	10.2
Hollis Thompson	48	10	961	157	351	.447	21	73	.288	52	72	.722	56	128	184	3.8	42	67	56	7	30	387	8.1
Tony Taylor	50	24	1127	115	272	.423	28	69	.406	91	114	.798	15	68	83	1.7	159	125	73	2	31	349	7.0
Ron Anderson	44	17	911	105	214	.491	0	1	.000	52	107	.486	103	112	215	4.9	55	98	46	23	22	262	6.0
Rodney Bartholomew	47	3	734	102	199	.513	1	2	.500	48	75	.640	89	131	220	4.7	33	116	51	11	24	253	5.4
Brady Morningstar	16	0	224	26	76	.342	11	34	.324	5	7	.714	5	19	24	1.5	21	13	21	0	12	68	4.3
Mario Little	15	1	186	24	64	.375	5	30	.167	6	6	1.000	3	28	31	2.1	13	17	14	5	6	59	3.9
Travis Hyman	25	1	266	33	74	.446	0	0	-	16	50	.320	20	34	54	2.2	12	49	33	37	8	82	3.3
Will Creekmore	4	0	39	5	14	.357	0	3	.000	2	4	.500	2	6	8	2.0	3	3	2	1	0	12	3.0
Anthony Vereen	3	1	34	2	8	.250	0	0	-	3	6	.500	2	8	10	3.3	1	5	1	0	2	7	2.3
Isaiah Wilkerson	28	0	207	21	61	.344	2	10	.200	8	9	.889	3	15	18	0.6	22	17	25	0	3	52	1.9
Brandon Brooks	4	0	27	1	7	.143	0	2	.000	1	1	1.000	1	1	2	0.5	4	3	4	0	0	3	0.8
TOTALS	50		12060	1812	3938	.460	388	1034	.375	849	1228	.691	625	1481	2106	42.1	1003	1162	822	249	426	4861	97.2
OPPONENTS	50		12060	1776	3925	.452	325	989	.329	995	1378	.722	596	1426	2022	40.4	877	1070	784	202	452	4872	97.4

2012-13 Season Averages and Highs

PLAYER	----- Single-Game Highs -----							----- Average-Per-Game -----						
	MIN	REB	AST	ST	TO	BL	PTS	MIN	REB	AST	STL	TO	BLK	PTS
Reggie Jackson	39	9	11	1	4	0	37	38.0	7.3	8.3	0.3	2.7	0.0	28.0
Jeremy Lamb	42	10	8	4	7	4	33	32.9	5.3	3.0	1.2	2.5	0.8	21.0
Rasual Butler	46	10	4	4	6	5	32	32.6	5.1	1.5	0.7	2.0	1.4	17.8
Perry Jones	41	18	4	2	2	2	26	32.3	7.3	1.7	1.2	1.0	0.6	14.3
Andy Rautins	45	8	7	4	7	2	28	29.7	2.8	2.4	1.0	2.1	0.1	13.5
Chris Quinn	39	6	12	5	4	2	21	32.5	2.6	6.1	1.3	1.7	0.2	12.7
Daniel Orton	39	13	6	5	6	5	30	28.3	7.8	1.9	1.1	3.0	2.2	12.5
DeAndre Liggins	43	14	10	4	6	2	19	34.2	6.9	4.3	1.7	2.6	0.4	11.6
Dominique Sutton	46	16	6	4	5	2	22	27.8	6.2	1.5	1.6	1.6	0.3	10.2
Hollis Thompson	44	14	5	3	6	1	25	20.0	3.8	0.9	0.6	1.2	0.1	8.1
Tony Taylor	39	6	8	3	5	1	21	22.5	1.7	3.2	0.6	1.5	0.0	7.0
Ron Anderson	40	12	4	4	4	3	16	20.7	4.9	1.3	0.5	1.0	0.5	6.0
Rodney Bartholomew	31	14	3	3	4	2	21	15.6	4.7	0.7	0.5	1.1	0.2	5.4
Brady Morningstar	24	4	4	3	4	0	16	14.0	1.5	1.3	0.8	1.3	0.0	4.3
Mario Little	36	7	5	4	3	2	11	12.4	2.1	0.9	0.4	0.9	0.3	3.9
Travis Hyman	24	7	2	1	4	9	9	10.6	2.2	0.5	0.3	1.3	1.5	3.3
Will Creekmore	15	3	2	0	1	1	8	9.8	2.0	0.8	0.0	0.5	0.3	3.0
Anthony Vereen	19	5	1	2	1	0	5	11.3	3.3	0.3	0.7	0.3	0.0	2.3
Isaiah Wilkerson	26	3	3	1	3	0	10	7.4	0.6	0.8	0.1	0.9	0.0	1.9
Brandon Brooks	9	1	2	0	2	0	3	6.8	0.5	1.0	0.0	1.0	0.0	0.8
TEAM	270	57	31	14	24	14	123	241.2	42.1	20.1	8.5	16.4	5.0	97.2
OPPONENTS	270	60	25	15	26	9	121	241.2	40.4	17.5	9.0	15.7	4.0	97.4



2012-13 HOME/ROAD STATISTICS



2012-13 Home Game Statistics (15-9)

Player	G	GS	MIN	FGM	FGA	Pct.	3PM	3PA	Pct.	FTM	FTA	Pct.	OR	DR	REB	Avg.	AST	PF	TO	BS	ST	PTS	Avg.
Reggie Jackson	3	3	114	33	55	.600	13	13	1.000	5	14	.357	2	20	22	7.3	25	7	8	0	1	84	28.0
Jeremy Lamb	12	12	396	81	199	.407	40	44	.909	12	57	.211	16	49	65	5.4	34	19	28	8	11	214	17.8
Rasual Butler	14	9	443	76	196	.388	46	57	.807	14	65	.215	15	61	76	5.4	23	17	31	16	7	212	15.1
Perry Jones	9	9	310	58	126	.460	18	28	.643	2	9	.222	20	56	76	8.4	16	22	9	8	9	136	15.1
Andy Rautins	24	14	709	121	267	.453	25	36	.694	80	178	.449	12	57	69	2.9	51	46	48	3	31	347	14.5
Chris Quinn	11	10	338	56	104	.538	28	31	.903	17	34	.500	1	20	21	1.9	61	26	20	1	11	157	14.3
Daniel Orton	14	14	414	65	113	.575	53	83	.639	0	0	-	29	81	110	7.9	32	61	45	29	22	183	13.1
DeAndre Liggins	11	11	381	45	93	.484	26	36	.722	12	30	.400	16	59	75	6.8	46	31	22	4	20	128	11.6
Dominique Sutton	25	15	697	95	181	.525	67	111	.604	1	1	1.000	67	73	140	5.6	38	99	44	7	43	258	10.3
Hollis Thompson	24	6	489	76	178	.427	28	38	.737	5	29	.172	31	68	99	4.1	23	33	25	4	15	185	7.7
Tony Taylor	25	12	519	58	131	.443	32	41	.780	18	38	.474	5	29	34	1.4	67	61	29	0	18	166	6.6
Brady Morningstar	9	0	154	20	56	.357	2	4	.500	8	25	.320	3	13	16	1.8	14	8	8	0	6	50	5.6
Ron Anderson	20	7	383	40	92	.435	27	50	.540	0	1	.000	46	44	90	4.5	22	38	20	10	9	107	5.4
Rodney Bartholomew	22	2	320	26	64	.406	20	30	.667	0	0	-	30	59	89	4.0	15	51	25	3	13	72	3.3
Will Creekmore	4	0	39	5	14	.357	2	4	.500	0	3	.000	2	6	8	2.0	3	3	2	1	0	12	3.0
Travis Hyman	12	1	127	14	34	.412	8	31	.258	0	0	-	10	18	28	2.3	5	27	13	9	5	36	3.0
Mario Little	7	0	55	6	15	.400	0	0	-	2	6	.333	0	8	8	1.1	3	4	7	0	0	14	2.0
Isaiah Wilkerson	14	0	88	9	27	.333	6	6	1.000	0	2	.000	2	8	10	0.7	11	8	10	0	1	24	1.7
Brandon Brooks	2	0	15	1	4	.250	1	1	1.000	0	1	.000	0	0	0	0.0	2	3	3	0	0	3	1.5
Anthony Vereen	1	0	9	0	1	.000	0	2	.000	0	0	-	0	5	5	5.0	0	1	0	0	0	0	0.0
TOTALS	25		6000	885	1950	.454	442	646	.684	176	493	.357	307	734	1041	41.6	491	565	397	103	222	2388	95.5
OPPONENTS	25		6000	876	1916	.457	480	673	.713	156	481	.324	273	723	996	39.8	417	540	403	95	225	2388	95.5

2012-13 Road Game Statistics (11-13)

Player	G	GS	MIN	FGM	FGA	Pct.	3PM	3PA	Pct.	FTM	FTA	Pct.	OR	DR	REB	Avg.	AST	PF	TO	BS	ST	PTS	Avg.
Jeremy Lamb	9	9	295	88	146	.603	26	31	.839	25	48	.521	16	30	46	5.1	30	23	24	9	15	227	25.2
Rasual Butler	17	14	567	125	279	.448	44	50	.880	46	108	.426	16	67	83	4.9	24	27	31	27	14	340	20.0
Perry Jones	6	6	175	30	69	.435	15	23	.652	3	8	.375	7	27	34	5.7	10	18	6	1	9	78	13.0
Andy Rautins	24	17	716	102	240	.425	23	26	.885	72	170	.424	9	56	65	2.7	64	47	55	2	17	299	12.5
Daniel Orton	15	15	407	59	119	.496	61	86	.709	1	2	.500	34	83	117	7.8	22	65	41	35	9	180	12.0
DeAndre Liggins	8	8	269	33	80	.413	10	18	.556	17	33	.515	7	50	57	7.1	36	20	27	3	13	93	11.6
Chris Quinn	14	13	474	67	155	.432	15	17	.882	12	44	.273	8	35	43	3.1	91	35	22	5	22	161	11.5
Dominique Sutton	23	14	636	87	176	.494	55	87	.632	1	9	.111	51	107	158	6.9	35	86	35	5	34	230	10.0
Hollis Thompson	24	4	472	81	173	.468	24	34	.706	16	44	.364	25	60	85	3.5	19	34	31	3	15	202	8.4
Tony Taylor	25	12	608	57	141	.404	59	73	.808	10	31	.323	10	39	49	2.0	92	64	44	2	13	183	7.3
Rodney Bartholomew	25	1	414	76	135	.563	28	45	.622	1	2	.500	59	72	131	5.2	18	65	26	8	11	181	7.2
Ron Anderson	24	10	528	65	122	.533	25	57	.439	0	0	-	57	68	125	5.2	33	60	26	13	13	155	6.5
Mario Little	8	1	131	18	49	.367	6	6	1.000	3	24	.125	3	20	23	2.9	10	13	7	5	6	45	5.6
Travis Hyman	13	0	139	19	40	.475	8	19	.421	0	0	-	10	16	26	2.0	7	22	20	28	3	46	3.5
Anthony Vereen	2	1	25	2	7	.286	3	4	.750	0	0	-	2	3	5	2.5	1	4	1	0	2	7	3.5
Brady Morningstar	7	0	70	6	20	.300	3	3	1.000	3	9	.333	2	6	8	1.1	7	5	13	0	6	18	2.6
Isaiah Wilkerson	14	0	119	12	34	.353	2	3	.667	2	8	.250	1	7	8	0.6	11	9	15	0	2	28	2.0
Brandon Brooks	2	0	12	0	3	.000	0	0	-	0	1	.000	1	1	2	1.0	2	0	1	0	0	0	0.0
TOTALS	25		6060	927	1988	.466	407	582	.699	212	541	.392	318	747	1065	42.6	512	597	425	146	204	2473	98.9
OPPONENTS	25		6060	900	2009	.448	515	705	.730	169	508	.333	323	703	1026	41.0	460	530	381	107	227	2484	99.4





2012-13 GAME-BY-GAME RESULTS

2012-13 Game-by-Game Results

Date	Opponent	W/L	Record	Score	High Scorer	High Rebounder	Assist Leader	Attendance
Nov 23	Texas	W	1-0	83-76	DeAndre Liggins 15	DeAndre Liggins 11 Daniel Orton 11	DeAndre Liggins 10	2258
Nov 25	Texas	W	2-0	91-89	Daniel Orton 24	Daniel Orton 12	DeAndre Liggins 7	1674
Nov 30	Rio Grande Valley	W	3-0	97-94	Jeremy Lamb 33	Daniel Orton 10 Jeremy Lamb 10	Daniel Orton 5	1782
Dec 5	Sioux Falls	L	3-1	101-110	Jeremy Lamb 23	Perry Jones 7	Tony Taylor 6	2001
Dec 6	at Rio Grande Valley	L	3-2	87-99	Dominique Sutton 22 Jeremy Lamb 22	Dominique Sutton 10	Brady Morningstar 2 Tony Taylor 2	4860
Dec 8	Rio Grande Valley	W	4-2	109-98	Dominique Sutton 21	Dominique Sutton 10	Reggie Jackson 11	2484
Dec 9	Rio Grande Valley	W	5-2	85-81	Jeremy Lamb 21	Daniel Orton 10	Jeremy Lamb 7	1241
Dec 14	at Bakersfield	L	5-3	94-101	Jeremy Lamb 24	Rodney Bartholomew 8	Tony Taylor 8550	
Dec 15	at Bakersfield	W	6-3	114-98	Jeremy Lamb 26	Rodney Bartholomew 14	Tony Taylor 6 Jeremy Lamb 6	550
Dec 21	Iowa	W	7-3	104-91	Reggie Jackson 27	Perry Jones 10	Reggie Jackson 9	1675
Dec 22	Canton	W	8-3	99-91	Reggie Jackson 37	Reggie Jackson 9	Reggie Jackson 5	1599
Dec 28	at Canton	L	8-4	96-104	Perry Jones 26	Daniel Orton 7	Chris Quinn 7	2450
Dec 29	at Canton	L	8-5	80-89	Chris Quinn 17	DeAndre Liggins 6 Rodney Bartholomew 6	Chris Quinn 7	2314
Jan 4	Idaho	L	8-6	99-114	Andy Rautins 18 Dominique Sutton 18	Dominique Sutton 16	Chris Quinn 6	1161
Jan 5	Texas	L	8-7	80-116	Perry Jones 25	Perry Jones 16	Tony Taylor 4	2147
Jan 8	Maine (in Reno)	W	9-7	105-93	Daniel Orton 25	Hollis Thompson 14	Jeremy Lamb 7	-
Jan 10	Fort Wayne (in Reno)	L	9-8	115-121	Jeremy Lamb 33	Jeremy Lamb 8	Andy Rautins 5 Tony Taylor 5	-
Jan 11	at Santa Cruz	L	9-9	72-93	Hollis Thompson 18	Perry Jones 18	Tony Taylor 4 Perry Jones 4	2505
Jan 13	at Santa Cruz	L	9-10	80-92	Andy Rautins 16 Dominique Sutton 16	Dominique Sutton 12	Andy Rautins 3 Ron Anderson 3 Dominique Sutton 3	2200
Jan 18	Austin	L	9-11	99-101	Dominique Sutton 21	Hollis Thompson 10	Chris Quinn 8	1146
Jan 19	Austin	W	10-11	96-87	Chris Quinn 21	Dominique Sutton 12	Chris Quinn 7	1725
Jan 22	at Iowa	W	11-11	111-106	Jeremy Lamb 30	Daniel Orton 13	Jeremy Lamb 8	2114
Jan 25	Los Angeles	W	12-11	107-84	Jeremy Lamb 30	Andy Rautins 8 Ron Anderson 8 Jeremy Lamb 8	Chris Quinn 6	1437
Jan 26	Los Angeles	L	12-12	100-109	Andy Rautins 27	Daniel Orton 11	Tony Taylor 6	1795
Jan 28	at Erie	W	13-12	105-95	Andy Rautins 28	Dominique Sutton 11	Chris Quinn 7	1264
Jan 30	at Springfield	W	14-12	107-100	Rasual Butler 24	Dominique Sutton 13	Chris Quinn 4 Andy Rautins 4	1483
Feb 1	Erie	W	15-12	105-98	Andy Rautins 22	Rasual Butler 10	Andy Rautins 7	2865
Feb 2	Santa Cruz	L	15-13	90-105	Rasual Butler 22	Dominique Sutton 11	Chris Quinn 9	2173
Feb 9	at Austin	L	15-14	103-106 (OT)	Rasual Butler 28	Ron Anderson 10	Chris Quinn 6	4088
Feb 10	at Texas	L	15-15	82-106	Andy Rautins 23	Rasual Butler 6 Ron Anderson 6 Hollis Thompson 6	Tony Taylor 6	4206
Feb 12	at Texas	W	16-15	123-90	Rasual Butler 28	Dominique Sutton 12	Chris Quinn 12	3666
Feb 22	at Sioux Falls	W	17-15	88-83	Rasual Butler 18	Ron Anderson 12	Chris Quinn 6	3214
Feb 23	at Sioux Falls	W	18-15	94-72	Rasual Butler 17	Dominique Sutton 9	Chris Quinn 7	5093

SEASON REVIEW



2012-13 GAME-BY-GAME RESULTS



2012-13 Game-by-Game Results (cont.)

Date	Opponent	W/L	Record	Score	High Scorer	High Rebounder	Assist Leader	Attendance
Feb 26	Iowa	W	19-15	102-89	Chris Quinn 20	Ron Anderson 10	Chris Quinn 6	1524
Mar 1	Reno	W	20-15	92-88	Jeremy Lamb 23	Rasual Butler 7 Dominique Sutton 7	Chris Quinn 4	2006
Mar 2	Sioux Falls	W	21-15	102-99	Perry Jones 21	Rasual Butler 7 Perry Jones 7	DeAndre Liggins 5	2429
Mar 7	Iowa	L	21-16	95-103	Daniel Orton 30	Daniel Orton 9	Chris Quinn 5 Andy Rautins 5	2695
Mar 10	at Iowa	W	22-16	110-99	Jeremy Lamb 19	Daniel Orton 10	Chris Quinn 9	6314
Mar 13	at Los Angeles	L	22-17	108-110	Rasual Butler 24	Daniel Orton 7	Chris Quinn 8	204
Mar 15	at Idaho	W	23-17	110-95	Jeremy Lamb 29	Daniel Orton 10	Chris Quinn 5 Daniel Orton 5	2987
Mar 16	at Idaho	W	24-17	100-98 (OT)	Jeremy Lamb 22	Daniel Orton 12	DeAndre Liggins 6	3591
Mar 19	Bakersfield	L	24-18	70-101	Rasual Butler 20	Rodney Bartholomew 13	Andy Rautins 3 Ron Anderson 3 Mario Little 3	1552
Mar 23	Iowa	W	25-18	93-85	Andy Rautins 24	Perry Jones 13	Daniel Orton 6	2875
Mar 26	at Rio Grande Valley	L	25-19	94-104	Rasual Butler 27	Dominique Sutton 10	Tony Taylor 6	4133
Mar 27	at Rio Grande Valley	L	25-20	105-118	Daniel Orton 25	Daniel Orton 12	DeAndre Liggins 8	4339
Mar 29	at Austin	W	26-20	91-90	Rasual Butler 20	DeAndre Liggins 12	DeAndre Liggins 7	3864
Mar 30	Austin	L	26-21	83-99	DeAndre Liggins 18	Hollis Thompson 7	Isaiah Wilkerson 3	2613
Apr 2	at Sioux Falls	L	26-22	92-97	Rasual Butler 32	Ron Anderson 11	Tony Taylor 8	2500
Apr 4	at Iowa	L	26-23	112-118 (OT)	Rasual Butler 30	Dominique Sutton 11	Andy Rautins 6 Dominique Sutton 6 Tony Taylor 6	2794
Apr 6	Fort Wayne	W	27-23	101-87	Rodney Bartholomew 21	DeAndre Liggins 14	DeAndre Liggins 9	2845

SEASON REVIEW



Tulsa vs. the NBA D-League

	Record	Home	Road	Neutral	Overtime
Overall	27-23	15-9	11-13	1-1	1-2
Central	16-13	10-6	6-7	0-0	0-2
East	6-3	3-0	2-2	1-1	0-0
West	5-7	2-3	3-4	0-0	1-0

Month-by-Month Records

	Record	Home	Road	Neutral	Overtime
November	3-0	3-0	0-0	0-0	0-0
December	5-5	4-1	1-4	0-0	0-0
January	6-7	2-4	3-2	1-1	0-0
February	5-3	2-4	3-2	0-0	0-1
March	7-6	3-3	4-3	0-0	1-0
April	1-2	1-0	0-2	0-0	0-1



2012-13 GAME-BY-GAME

2012-13 Game-by-Game Statistics

Date	Game	FG-A	PCT	3FG-A	PCT	FT-A	PCT	OR-DR-TR	AST	ST	TO	BS	PTS
11/23	@ TUL	32-74	.432	5-16	.313	14-24	.583	12-38-50	24	8	22	1	83
	TEX	26-67	.388	7-25	.280	17-33	.515	9-30-39	15	11	21	8	76
11/25	@ TUL	32-66	.485	9-19	.474	18-26	.692	4-27-31	17	9	17	3	91
	TEX	29-65	.446	5-18	.278	26-36	.722	12-30-42	14	9	20	4	89
11/30	@ TUL	40-92	.435	9-26	.346	8-13	.615	15-34-49	20	12	15	5	97
	RGV	34-80	.425	9-31	.290	17-28	.607	12-32-44	12	10	16	4	94
12/5	@ TUL	36-83	.434	8-22	.364	21-28	.750	11-21-32	16	8	12	5	101
	SXF	38-78	.487	6-19	.316	28-36	.778	11-32-43	16	7	15	4	110
12/6	TUL	32-77	.416	4-24	.167	19-23	.826	11-31-42	11	9	21	8	87
	@ RGV	34-76	.447	8-20	.400	23-35	.657	14-30-44	23	12	17	6	99
12/8	@ TUL	40-81	.494	10-20	.500	19-22	.864	13-32-45	26	7	24	4	109
	RGV	29-64	.453	9-29	.310	31-44	.705	6-20-26	18	10	19	7	98
12/9	@ TUL	32-90	.356	5-21	.238	16-26	.615	17-29-46	19	13	14	6	85
	RGV	29-73	.397	4-24	.167	19-24	.792	12-36-48	15	9	26	9	81
12/14	TUL	36-79	.456	9-30	.300	13-22	.591	13-30-43	27	8	20	7	94
	@ BAK	38-80	.475	6-23	.261	19-25	.760	12-29-41	20	12	16	4	101
12/15	TUL	41-75	.547	9-18	.500	23-35	.657	13-35-48	26	8	27	3	114
	@ BAK	36-80	.450	5-23	.217	21-35	.600	12-20-32	25	13	19	2	98
12/21	@ TUL	41-81	.506	7-16	.438	15-28	.536	12-30-42	22	14	16	2	104
	IOW	32-69	.464	2-10	.200	25-37	.676	9-28-37	14	9	20	3	91
12/22	@ TUL	36-72	.500	4-15	.267	23-31	.742	11-28-39	14	5	9	4	99
	CAN	36-72	.500	6-17	.353	13-21	.619	8-23-31	16	4	11	1	91
12/28	TUL	37-74	.500	4-14	.286	18-27	.667	6-24-30	17	12	20	3	96
	@ CAN	37-75	.493	6-16	.375	24-32	.750	13-31-44	16	14	21	2	104
12/29	TUL	31-73	.425	5-13	.385	13-18	.722	10-18-28	20	12	11	0	80
	@ CAN	32-67	.478	6-18	.333	19-27	.704	12-30-42	16	6	23	4	89
1/4	@ TUL	33-80	.413	7-25	.280	26-36	.722	15-28-43	13	6	14	7	99
	IDA	45-86	.523	4-9	.444	20-31	.645	16-33-49	24	6	16	1	114
1/5	@ TUL	30-79	.380	1-13	.077	19-33	.576	16-24-40	13	3	13	3	80
	TEX	45-84	.536	9-20	.450	17-21	.810	10-34-44	21	9	11	2	116
1/8	TUL	39-75	.520	4-15	.267	23-30	.767	10-31-41	22	13	20	3	105
	MNE	32-75	.427	4-20	.200	25-31	.806	11-24-35	8	9	22	5	93
1/10	TUL	41-76	.539	10-19	.526	23-35	.657	13-22-35	21	6	20	4	115
	FTW	43-82	.524	8-18	.444	27-34	.794	13-20-33	15	10	14	2	121
1/11	TUL	27-79	.342	4-20	.200	14-20	.700	14-34-48	13	8	21	2	72
	@ SC	33-78	.423	7-20	.350	20-28	.714	12-33-45	14	10	16	6	83
1/13	TUL	26-72	.361	5-19	.263	23-35	.657	13-23-36	14	7	26	4	80
	@ SC	34-75	.453	11-24	.458	13-21	.619	8-25-33	18	12	18	7	92
1/18	@ TUL	37-80	.463	5-16	.313	20-28	.714	8-28-36	19	13	12	1	99
	AUS	41-81	.506	5-13	.385	14-22	.636	13-33-46	21	7	17	1	101
1/19	@ TUL	34-67	.507	10-18	.556	18-26	.692	8-33-41	18	9	20	1	96
	AUS	33-82	.402	5-19	.263	16-16	1.000	11-29-40	15	7	15	6	87
1/22	TUL	39-83	.470	11-23	.478	22-30	.733	17-33-50	19	8	19	14	111
	@ IOW	41-88	.466	3-14	.214	21-34	.618	15-26-41	21	13	12	4	106
1/25	@ TUL	40-85	.471	9-26	.346	18-27	.667	18-39-57	29	9	20	7	107
	LA	30-73	.411	3-12	.250	21-29	.724	6-27-33	19	12	17	7	84
1/26	@ TUL	30-72	.417	11-27	.407	29-40	.725	19-29-48	23	8	24	7	100
	LA	38-73	.521	5-13	.385	28-41	.683	10-27-37	13	14	14	1	109
1/28	TUL	42-74	.568	9-19	.474	12-17	.706	12-25-37	20	9	15	9	105
	@ ERI	35-76	.461	8-20	.400	17-20	.850	11-18-29	19	5	14	2	95



2012-13 GAME-BY-GAME



2012-13 Game-by-Game Statistics

Date	Game	FG-A	PCT	3FG-A	PCT	FT-A	PCT	OR-DR-TR	AST	ST	TO	BS	PTS
1/30	TUL	46-86	.535	6-18	.333	9-16	.563	12-34-46	20	7	15	11	107
	@ SPR	41-95	.432	7-19	.368	11-15	.733	16-28-44	25	5	8	4	100
2/1	@ TUL	37-78	.474	7-15	.467	24-34	.706	11-30-41	18	8	13	5	105
	ERI	38-86	.442	6-16	.375	16-23	.696	13-32-45	13	9	15	3	98
2/2	@ TUL	32-79	.405	5-16	.313	21-33	.636	15-26-41	22	9	18	3	90
	SC	39-76	.513	6-14	.429	21-31	.677	12-29-41	19	9	14	3	105
2/9	TUL	39-87	.448	11-24	.458	14-21	.667	16-23-39	18	11	14	3	103
	@ AUS	40-82	.488	4-14	.286	22-27	.815	18-30-48	22	7	19	8	106
2/10	TUL	31-80	.388	11-21	.524	9-18	.500	16-24-40	20	5	18	4	82
	@ TEX	40-74	.541	8-17	.471	18-25	.720	10-32-42	14	6	14	5	106
2/12	TUL	42-81	.519	13-23	.565	26-28	.929	8-40-48	31	4	16	7	123
	@ TEX	31-87	.356	3-17	.176	25-33	.758	16-28-44	14	5	12	4	90
2/22	TUL	37-80	.463	3-15	.200	11-16	.688	9-41-50	15	6	15	6	88
	@ SFX	32-81	.395	6-25	.240	13-22	.591	7-32-39	16	6	12	6	83
2/23	TUL	37-77	.481	9-20	.450	11-16	.688	13-35-48	23	13	20	7	94
	@ SFX	27-80	.338	1-17	.059	17-26	.654	14-23-37	14	8	17	9	72
2/26	@ TUL	40-82	.488	12-22	.545	10-17	.588	13-28-41	24	5	15	7	102
	IWA	39-84	.464	4-21	.190	7-10	.700	6-24-30	19	6	13	5	89
3/1	@ TUL	34-67	.507	7-20	.350	17-25	.680	8-29-37	16	7	18	5	92
	REN	32-80	.400	7-25	.280	17-25	.680	16-27-43	15	9	14	1	88
3/2	@ TUL	38-77	.494	9-18	.500	17-22	.773	7-26-33	20	13	17	6	102
	SFX	35-79	.443	10-22	.455	19-22	.864	15-28-43	17	11	22	6	99
3/7	@ TUL	35-82	.427	5-25	.200	20-25	.800	15-25-40	21	6	15	5	95
	IWA	37-80	.463	9-22	.409	20-25	.800	15-27-42	23	8	15	5	103
3/10	TUL	42-76	.553	12-24	.500	14-18	.778	11-26-37	26	7	21	9	110
	@ IWA	36-80	.450	6-12	.500	21-29	.724	15-21-36	15	6	18	2	99
3/13	TUL	41-82	.500	11-24	.458	15-25	.600	18-22-40	19	8	16	5	108
	@ LA	39-76	.513	9-18	.500	23-33	.697	14-25-39	25	7	18	3	110
3/15	TUL	41-73	.562	9-24	.375	19-25	.760	9-30-39	25	14	21	4	110
	@ IDA	33-70	.471	7-19	.368	22-27	.815	9-25-34	11	8	22	0	95
3/16	TUL	38-85	.447	5-26	.192	19-29	.655	16-31-47	15	14	19	9	100
	@ IDA	35-89	.393	3-18	.167	25-37	.676	26-34-60	11	11	25	1	98
3/19	@ TUL	28-76	.368	5-21	.238	9-17	.529	16-29-45	15	7	24	2	70
	BAK	38-79	.481	10-24	.417	15-23	.652	9-33-42	13	13	13	1	101
3/23	@ TUL	37-81	.457	13-29	.448	6-12	.500	13-24-47	26	9	21	5	93
	IWA	27-74	.365	7-19	.368	24-29	.828	9-32-41	15	12	17	2	85
3/26	TUL	35-83	.422	13-26	.500	11-16	.688	16-32-48	21	6	18	6	94
	@ RGV	39-84	.464	7-32	.219	19-24	.792	12-33-45	25	15	12	6	104
3/27	TUL	36-80	.450	11-26	.423	22-27	.815	10-34-44	24	5	14	5	105
	@ RGV	40-85	.471	17-37	.459	21-24	.875	9-32-41	25	12	11	5	118
3/29	TUL	33-80	.413	10-18	.556	15-20	.750	14-38-52	21	5	17	11	91
	@ AUS	28-82	.341	6-19	.316	28-32	.875	9-34-43	15	7	9	6	90
3/30	@ TUL	29-64	.453	5-11	.455	20-29	.690	7-24-31	13	7	13	2	83
	AUS	40-74	.541	7-18	.389	12-17	.706	9-30-39	23	8	13	2	99
4/2	TUL	38-85	.447	8-24	.333	8-12	.667	14-27-41	18	6	12	1	92
	@ SFX	37-77	.481	6-16	.375	17-25	.680	11-31-42	23	5	12	5	97
4/4	TUL	39-91	.429	10-29	.345	24-33	.727	14-35-49	28	6	22	4	112
	@ IWA	39-90	.433	11-32	.344	29-35	.829	15-33-48	18	11	15	4	118
4/6	@ TUL	43-87	.494	4-21	.190	11-14	.786	13-32-45	21	14	19	4	101
	FTW	34-82	.415	7-21	.333	12-18	.667	13-23-36	19	6	22	4	87

SEASON REVIEW





2012-13 TEAM SUPERLATIVES

Tulsa's Record When...

Tulsa	Record
Shooting 50% or better	11-3
Shooting under 50%	16-20
Opponents shooting 50% or better	1-8
Opponents shooting under 50%	26-15
Bench outscores opponent bench	19-7
Bench outscored by opponent bench	8-16
When the benches are tied	0-0
More points in the paint or tied	13-6
Fewer points in the paint	14-17
More second chance points or tied	14-10
Fewer second chance points	13-13
More fast break points or tied	10-8
Fewer fast break points	17-15
More rebounds than opponent	21-10
Fewer rebounds than opponent	6-12
Same number of rebounds	0-1
In games decided by 6 points or less	9-6
5 Tulsa players score 10+	12-5
6+ Tulsa players score 10+	7-2
Tulsa 10+ reb. more than opp.	7-1
Tulsa 10+ fewer reb. than opp.	3-4
Overtime Games	1-2
Tulsa has at least one NBA assignment	19-15
Opp. has at least one NBA assignment	8-12

Tulsa	Record
Create 10+ steals	9-4
Surrender 10+ steals	8-10
More assists than opponent	23-8
Fewer assists than opponent	4-14
Same number of assists	0-1
Largest lead	.48 at TEX; 2/12
Largest deficit	.43 vs. TEX; 1/5
Largest halftime lead	.32 at TEX; 2/12
Largest halftime deficit	.14 vs. TEX; 1/5
Largest margin of victory	.33 at TEX; 2/12
Largest margin of defeat	.36 vs. TEX; 1/5
Smallest margin of victory	.1 at AUS; 3/29
Smallest margin of defeat	.2 (2x) MR: at LA; 3/13
Most points scored in a half	.72 at TEX; 2/12
Fewest points scored in a half	.26 (1st half) vs. BAK; 3/19
Most points scored in a quarter	.40 at IWA; 3/10
Fewest points scored in a quarter	.10 (3rd qtr) at SC; 1/11
Longest winning streak	.6 games: 2/12 vs. TEX – 3/2 vs. SFX
Longest losing streak	.4 games (2x) MR: 1/10 vs. FTW – 1/18 vs. AUS
1st game back-to-back	.8-7
2nd game of back-to-back	.7-8
1st game after a win	.15-10
1st game after a loss	.11-13

Margin of Victory/Defeat

	1	2	3	4	5	6	7	8	9	10	11	12	13	14	15	16	17	18	19	20	21	22	23	24	25+
Won by:	1	2	2	2	2		3	2	2	1	2	1	2	1	1	1						1			1
Lost by:		2	1		1	2	1	2	3	1		2	1		2						1		1	1	2

Back-to-Back Games

Game One		Game Two	
1.... 12/5..... Sioux Falls	L, 101-110	12/6..... at Rio Grande Valley	L, 87-99
2.... 12/8..... Rio Grande Valley	W, 109-98	12/9..... Rio Grande Valley	W, 85-81
3.... 12/14..... at Bakersfield	L, 94-101	12/15..... at Bakersfield	W, 114-98
4.... 12/21..... Iowa	W, 104-91	12/22..... Canton	W, 99-91
5.... 12/28..... at Canton	L, 96-104	12/29..... at Canton	L, 80-89
6.... 1/4..... Idaho	L, 99-114	1/5..... Texas	L, 80-116
7.... 1/10..... Fort Wayne (in Reno)	L, 115-121	1/11..... at Santa Cruz	L, 72-93
8.... 1/18..... Austin	L, 99-101	1/19..... Austin	W, 96-87
9.... 1/25..... Los Angeles	W, 107-84	1/26..... Los Angeles	L, 100-109
10... 2/1..... Erie	W, 105-98	2/2..... Santa Cruz	L, 90-105
11... 2/22..... at Sioux Falls	W, 88-83	2/23..... at Sioux Falls	W, 94-72
12... 3/1..... Reno	W, 92-88	3/2..... Sioux Falls	W, 102-99
13... 3/15..... at Idaho	W, 110-95	3/16..... at Idaho	W, 100-98 (OT)
14... 3/26..... at Rio Grande Valley	L, 94-104	3/27..... at Rio Grande Valley	L, 105-118
15... 3/29..... at Austin	W, 91-90	3/30..... Austin	L, 83-99

Record in Game One: 8-7

Record in Game Two: 7-8

SEASON REVIEW



2012-13 STARTING LINEUPS



Starting Lineups

Forward	Forward	Center	Guard	Guard	GS	W	L
Rautins	Sutton	Orton	Liggins	Taylor	1	1	0
Sutton	Thompson	Orton	Liggins	Taylor	1	1	0
Liggins	Sutton	Orton	Lamb	Taylor	1	1	0
Rautins	Jones	Orton	Lamb	Taylor	3	0	3
Sutton	Jones	Orton	Lamb	Taylor	2	1	1
Rautins	Sutton	Orton	Lamb	Jackson	1	1	0
Thompson	Sutton	Orton	Lamb	Taylor	1	1	0
Vereen	Thompson	Orton	Lamb	Taylor	1	0	1
Bartholomew	Little	Orton	Lamb	Taylor	1	1	0
Rautins	Jones	Sutton	Liggins	Jackson	1	1	0
Jones	Thompson	Bartholomew	Liggins	Jackson	1	1	0
Thompson	Jones	Orton	Rautins	Taylor	2	0	2
Liggins	Jones	Orton	Rautins	Quinn	1	0	1
Rautins	Jones	Orton	Lamb	Quinn	1	0	1
Thompson	Sutton	Anderson	Rautins	Taylor	2	0	2
Thompson	Sutton	Bartholomew	Rautins	Quinn	1	1	0
Butler	Sutton	Orton	Lamb	Quinn	3	2	1
Butler	Sutton	Anderson	Rautins	Quinn	9	7	2
Butler	Sutton	Hyman	Rautins	Quinn	1	0	1
Liggins	Jones	Anderson	Lamb	Quinn	2	2	0
Liggins	Butler	Orton	Rautins	Quinn	1	0	1
Liggins	Jones	Orton	Lamb	Quinn	1	1	0
Liggins	Butler	Orton	Lamb	Quinn	1	0	1
Liggins	Sutton	Orton	Lamb	Quinn	2	2	0
Butler	Sutton	Anderson	Rautins	Taylor	3	0	3
Liggins	Jones	Orton	Rautins	Taylor	1	1	0
Liggins	Butler	Orton	Rautins	Taylor	4	1	3
Liggins	Butler	Anderson	Lamb	Taylor	1	1	0

28 different lineups were used throughout the course of the 50-game season

Record in Starting Lineup

Starter	GS	W	L	Starter	GS	W	L
Anderson	16	10	6	Little	1	1	0
Bartholomew	3	3	0	Orton	29	14	15
Butler	22	11	11	Quinn	23	15	8
Hyman	1	0	1	Rautins	31	13	18
Jackson	3	3	0	Sutton	29	19	10
Jones	15	7	8	Taylor	21	9	12
Lamb	21	13	8	Thompson	9	4	5
Liggins	19	13	6	Vereen	1	0	1





2012-13 TEAM HIGHS/LOWS

2012-13 Tulsa Highs/Lows

	HIGH	LOW
Points	123 at Texas; 2/12	70 at Bakersfield; 3/19
1st Quarter	37 at Texas; 2/12	11 vs. Rio Grande Valley; 12/9
2nd Quarter	40 at Iowa; 3/10	11 vs. Bakersfield; 3/19
3rd Quarter	36 vs. Canton; 12/22	10 at Santa Cruz; 1/11
4th Quarter	36 at Iowa; 1/22	10 at Texas; 2/10
1st Half	72 at Texas; 2/12	26 vs. Bakersfield; 3/19
2nd Half	62 vs. Iowa; 12/21	31 at Santa Cruz; 1/13
Overtime	6 at Idaho; 3/16	2 at Austin; 2/9
FG Made	46 at Springfield; 1/30	27 at Santa Cruz; 1/11
FG Attempted	92 vs. Rio Grande Valley; 11/30	64 vs. Austin; 3/30
FG Percentage568 at Erie; 1/28	.342 at Santa Cruz; 1/11
3P Made	13 (3x) MR: at Rio Grande Valley; 3/26	1 vs. Texas; 1/5
3P Attempted	30 at Bakersfield; 12/14	13 vs. Texas; 1/5
3P Percentage565 at Texas; 2/12	.077 vs. Texas; 1/5
FT Made	29 vs. Los Angeles; 1/26	6 vs. Iowa; 3/23
FT Attempted	40 vs. Los Angeles; 1/26	12 (2x) MR: at Sioux Falls; 4/2
FT Percentage929 at Texas; 2/12	.500 (2x) MR: vs. Iowa; 3/23
Off. Rebounds	19 vs. Los Angeles; 1/26	4 vs. Texas; 11/25
Def. Rebounds	41 at Sioux Falls; 2/22	18 at Canton; 12/29
Tot. Rebounds	57 vs. Los Angeles; 1/25	28 at Canton; 12/29
Assists	31 at Texas; 2/12	11 at Rio Grande Valley; 12/6
Steals	14 (4x) MR: vs. Fort Wayne; 4/6	3 vs. Texas; 1/5
Turnovers	27 at Bakersfield; 12/15	10 vs. Canton; 12/22
Blocks	14 at Iowa; 1/22	0 at Canton; 12/29

2012-13 Opponent Highs/Lows

	HIGH	LOW
Points	121 at Fort Wayne; 1/10	72 at Sioux Falls; 2/23
FG Made	45 (2x) MR: vs. Texas; 1/5	27 (2x) MR: vs. Iowa; 3/23
FG Attempted	95 at Springfield; 1/30	64 vs. Rio Grande Valley; 12/8
FG Percentage541 (2x) MR: vs. Austin; 3/30	.338 at Sioux Falls; 2/23
3P Made	17 at Rio Grande Valley; 3/27	1 at Sioux Falls; 2/23
3P Attempted	37 at Rio Grande Valley; 3/27	9 vs. Idaho; 1/4
3P Percentage500 (2x) MR: at Los Angeles; 3/13	.059 at Sioux Falls; 2/23
FT Made	31 vs. Rio Grande Valley; 12/8	11 at Springfield; 1/30
FT Attempted	44 vs. Rio Grande Valley; 12/8	15 at Springfield; 1/30
FT Percentage	1.000 vs. Austin; 1/19	.515 vs. Texas; 11/3
Off. Rebounds	26 at Idaho; 3/16	6 (3x) MR: vs. Iowa; 2/26
Def. Rebounds	49 vs. Idaho; 1/4	18 at Erie; 1/28
Tot. Rebounds	60 at Idaho; 3/16	26 vs. Rio Grande Valley; 12/8
Assists	25 (5x) MR: at Rio Grande Valley; 3/27	8 vs. Maine; 1/8
Steals	15 at Rio Grande Valley; 3/26	4 vs. Canton; 12/22
Turnovers	26 vs. Rio Grande Valley; 12/9	8 at Springfield; 1/30
Blocks	9 (2x) MR: at Sioux Falls; 2/23	1 (4x) MR: vs. Reno; 3/1



2012-13 INDIVIDUAL HIGHS



2012-13 Tulsa Individual Game Highs

	High	Player	Opponent	Date
Minutes	44:47	Andy Rautins	Austin	2/9
FG Made	14	Reggie Jackson	Canton	12/22
FG Attempted	34	Rasual Butler	Iowa	4/4
3P Made	8	Andy Rautins	Erie	1/28
3P Attempted	13 (2x)	MR: Rasual Butler	Iowa	4/4
FT Made	10 (5x)	MR: Dominique Sutton	Santa Cruz	1/13
FT Attempted	13	Dominique Sutton	Canton	12/22
Off. Rebounds	10	Dominique Sutton	Idaho	1/4
Def. Rebounds	15	Perry Jones	Santa Cruz	1/11
Tot. Rebounds	18	Perry Jones	Santa Cruz	1/11
Assists	12	Chris Quinn	Texas	2/12
Steals	5	Chris Quinn	Erie	1/28
Blocks	9	Travis Hyman	Springfield	1/30
Points	37	Reggie Jackson	Canton	12/22
Points in Quarter	19	Rasual Butler (3rd)	Rio Grande	3/26
Points in a Half	23	Jeremy Lamb (1st)	Bakersfield	12/15

2012-13 Opponent Individual Game Highs

	High	Player	Opponent	Date
Minutes	46:42	Cory Joseph	Austin	2/9
FG Made	16	Andrew Goudelock	Rio Grande	3/27
FG Attempted	34	Tony Mitchell	Fort Wayne	4/6
3P Made	8	Andrew Goudelock	Rio Grande	3/27
3P Attempted	13 (2x)	Tony Mitchell	Fort Wayne	4/6
FT Made	11 (3x)	MR: Paul Harris	Iowa	4/4
FT Attempted	13	Taylor Griffin	Santa Cruz	1/11
Off. Rebounds	10	JaMychal Green	Austin	2/9
Def. Rebounds	12 (4x)	MR: Hilton Armstrong	Santa Cruz	2/2
Tot. Rebounds	21	JaMychal Green	Austin	2/9
Assists	12	Chris Wright	Iowa	1/22
Steals	7	Terrence Jones	Rio Grande	3/26
Blocks	4 (3x)	Chris Daniels	Rio Grande	3/27
Points	42	Andrew Goudelock	Rio Grande	3/27





DOUBLE FIGURES & GAME LEADERS

2012-13 Double Figures and Game Leaders

	Double Figures					Double-Doubles		Game Leaders		
	10+ Pts	20+ Pts	30+ Pts	10+ Reb	10+ Ast	Pts/Reb	Pts/Ast	Pts	Reb	Ast
Ron Anderson	12	0	0	4	0	2	0	0	7	1
Rodney Bartholomew	11	1	0	1	0	1	0	1	3	0
Rasual Butler	27	11	1	2	0	2	0	11	4	0
Reggie Jackson	3	3	1	0	1	0	1	2	1	3
Perry Jones	11	4	0	4	0	3	0	3	6	1
Jeremy Lamb	20	13	4	1	0	1	0	14	3	4
DeAndre Liggins	12	0	0	4	1	3	1	2	5	7
Mario Little	2	0	0	0	0	0	0	0	0	0
Brady Morningstar	1	0	0	0	0	0	0	0	0	0
Daniel Orton	17	4	1	9	0	8	0	4	9	3
Chris Quinn	18	3	0	0	1	0	1	3	1	19
Andy Rautins	31	8	0	0	0	0	0	6	1	6
Dominique Sutton	25	4	0	11	0	10	0	5	13	1
Tony Taylor	14	2	0	0	0	0	0	0	0	10
Hollis Thompson	16	2	0	0	0	2	0	1	4	0
Isaiah Wilkerson	1	0	0	0	0	0	0	0	0	2

SEASON REVIEW





HISTORY AND RECORDS



PAST RECORDS & COACHES

Year-by-Year Record and Winning Percentage

Season	Home	Road	Overall
2005-06	15-9 (.625)	9-15 (.375)	24-24 (.500)
2006-07	12-13 (.480)	9-16 (.360)	21-29 (.420)
2007-08	14-11 (.560)	12-13 (.480)	26-24 (.520)
2008-09	8-17 (.320)	7-18 (.280)	15-35 (.300)
2009-10	16-8 (.667)	10-13 (.435)	27-23 (.540)
2010-11	17-8 (.680)	16-9 (.640)	33-17 (.660)
2011-12	13-12 (.520)	10-15 (.400)	23-27 (.460)
2012-13	16-9 (.640)	11-14 (.440)	27-23 (.540)
Total:	111-87 (.561)	84-113 (.426)	196-202 (.492)

Year-by-Year Coaches and Records

Season	Coach	Record	Pct.	Finish	Playoffs
2005-06	Joey Meyer	24-24	.500	5th	Did Not Qualify
2006-07	Joey Meyer	21-29	.420	4th/East	Did Not Qualify
2007-08	Joey Meyer	26-24	.520	3rd/Southwest	Did Not Qualify
2008-09	Paul Woolpert	15-35	.300	5th/Southwest	Did Not Qualify
2009-10	Nate Tibbetts	27-23	.540	5th/Western	Second Place
2010-11	Nate Tibbetts	33-17	.660	4th/Western	Semifinals
2011-12	Nate Tibbetts	4-1	.800	<i>(left for assistant position in Cleveland)</i>	
2011-12	Dale Osbourne	19-26	.422	6th/Western	Did Not Qualify
2012-13	Darko Rajakovic	27-23	.540	3rd/Central	Semifinals
Totals		196-202	.492		

Coaches Overall Records

Coach	Regular Season Record	Pct.	Playoff Record	Pct.
Joey Meyer	71-77	.480	-	-
Paul Woolpert	15-35	.300	-	-
Nate Tibbetts	60-40	.600	6-6	.500
Dale Osbourne	19-26	.422	-	-
Darko Rajakovic	27-23	.540	2-3	.400
Totals	196-202	.492	8-9	.471

Past 66ers Coaches



Joey Meyer
2005-08



Paul Woolpert
2008-09



Nate Tibbetts
2009-11



Dale Osbourne
2011-12

HISTORY AND RECORDS



YEAR-BY-YEAR STATISTICS & AWARDS



66ers Year-by-Year Statistics

YEAR	G	FGM	FGA	PCT.	3FGM	3FGA	PCT.	FTM	FTA	PCT.	REB	AST	STL	TO	BS	PTS	AVG.
2005-06	48	1794	3779	.475	316	861	.367	906	1310	.692	1969	1011	380	859	217	4810	100.2
2006-07	50	1905	4039	.472	371	1021	.363	940	1291	.728	2050	1105	363	863	227	5121	102.4
2007-08	50	1970	4111	.479	296	776	.381	1065	1419	.751	2125	1131	374	796	277	5301	106.0
2008-09	50	1887	4064	.464	292	843	.346	916	1330	.689	2094	1056	389	869	243	4982	99.6
2009-10	50	1893	3976	.476	329	840	.392	916	1264	.725	2113	978	414	813	225	5031	100.6
2010-11	50	1888	4002	.472	288	834	.345	1086	1486	.731	2113	1031	452	838	248	5150	103.0
2011-12	50	1798	3980	.452	284	845	.336	816	1177	.336	2098	951	444	824	245	4696	93.9
2012-13	50	1812	3938	.460	388	1034	.375	849	1228	.691	2106	1003	426	822	249	4861	97.2

Opponents Year-by-Year Statistics

YEAR	G	FGM	FGA	PCT.	3FGM	3FGA	PCT.	FTM	FTA	PCT.	REB	AST	STL	TO	BS	PTS	AVG.
2005-06	48	1771	3825	.463	214	600	.357	1013	1416	.715	2133	876	360	850	116	4769	99.4
2006-07	50	2016	4133	.488	303	794	.382	910	1239	.734	2192	1158	393	853	214	5245	104.9
2007-08	50	1962	4111	.477	384	1014	.379	1015	1340	.757	2090	1108	418	812	181	5323	106.5
2008-09	50	1944	4170	.466	285	683	.330	1073	1447	.742	2255	1038	439	759	220	5246	104.9
2009-10	50	1796	3877	.463	313	865	.362	1049	1401	.749	2041	918	446	835	199	4954	99.1
2010-11	50	1790	3919	.457	288	853	.338	1073	1432	.749	2037	985	439	952	250	4941	98.8
2011-12	50	1725	3843	.449	295	880	.335	934	1281	.729	2082	895	434	876	244	4679	93.6
2012-13	50	1776	3925	.452	325	989	.329	995	1378	.722	2022	877	452	784	202	4872	97.4

Annual NBA D-League Awards

NBA D-League Impact Player of the Year

2012-13 Rasual Butler

All-NBA D-League Team

2012-13 Rasual Butler (Honorable Mention)
Daniel Orton (Honorable Mention)

2011-12 Marcus Lewis (Second Team)
Ryan Reid (Honorable Mention)

2010-11 Larry Owens (Second Team)

2009-10 Mustafa Shakur (Second Team)
Larry Owens (Third Team)

2007-08 Ramon Sessions (Honorable Mention)
Mike Hall (Honorable Mention)
Nick Fazekas (Honorable Mention)

2006-07 Will Conroy (Second Team)
Alan Anderson (Honorable Mention)
Cheyne Gadson (Honorable Mention)

2005-06 John Lucas (Second Team)
Desmon Farmer (Honorable Mention)
Will Conroy (Honorable Mention)

All-NBA D-League All-Rookie Team

2012-13 Dominique Sutton (Second Team)
Tony Taylor (Third Team)

2011-12 Dwight Buycks (First Team)

All-NBA D-League All-Defensive Team

2011-12 Jerome Dyson (Second Team)
Marcus Lewis (Second Team)
Larry Owens (Second Team)

NBA All-Star Weekend Participants

2011-12 Jerome Dyson (West Team)
Marcus Lewis (West Team)

2010-11 Larry Owens (West Team)

2009-10 Mustafa Shakur (West Team)

2008-09 Keith Clark (Slam Dunk Contest)
Gary Forbes (Three-Point)

2007-08 Nick Fazekas (Red Team)
Adam Harrington (Three-Point)

2006-07 Will Conroy (East Team)

HISTORY AND RECORDS





TEAM SINGLE-GAME RECORDS

Tulsa High/Low Scoring Games

Highest Scoring Games

Pts	Opponent	Date
139	Roanoke	3/09/06
132	at Anaheim	2/20/08
130	at Texas	12/14/10
128	at Colorado	2/11/09
126	Sioux Falls	1/2/10
126	Sioux Falls	1/27/07
125	Iowa	4/2/10
125	Colorado	12/28/08
125	at Bakersfield	1/09/08
125	Austin	3/09/07
124	at Roanoke	4/01/06

Lowest Scoring Games

Pts	Opponent	Date
68	at Idaho	1/8/09
69	at Ft. Worth	3/11/06
70	Bakersfield	3/19/13
70	Albuquerque	11/18/05
72	at Santa Cruz	1/11/13
77	Idaho	12/29/11
77	at Los Angeles	12/08/06
77	at Idaho	4/13/07
78	Texas	2/5/12
78	at Iowa	1/27/09
78	at Austin	12/26/08

Team Single-Game Records

Most Points Scored

Game: 139 Roanoke 3/09/06

Fewest Points Scored

Game: 68 at Idaho 1/8/09

Field Goals Made

Game: 54 Austin 3/09/07

Low Game: 21 at Idaho 1/8/09

Field Goals Attempted

Game: 102 at Colorado 3/01/08

Low Game: 61 Idaho 2/14/12

Three-Point Field Goals Made

Game: 16 Fort Worth 3/30/07

Low Game: 0 Albuquerque 12/9/05

Three-Point Field Goals Attempted

Game: 47 at Roanoke 4/02/06

Low Game: 5 Erie 12/23/11

Free Throws Made

Game: 41 at Arkansas 1/13/06

Low Game: 6 Iowa 3/23/13

6 Texas 2/5/12

Free Throws Attempted

Game: 61 at Arkansas 1/13/06

Low Game: 8 Austin 3/09/07

Rebounds

Game: 60 Fort Wayne 12/19/07

Low Game: 25 at Iowa 12/23/07

Assists

Game: 37 Fort Wayne 12/19/07

Low Game: 3 Albuquerque 11/19/05

Personal Fouls

Game: 37 RGV 3/14/08

Low Game: 11 Dakota 3/22/09

11 Colorado 4/3/09

Steals

Game: 18 Florida 1/29/06

Low Game: 0 at RGV 12/09/07

Turnovers

Game: 29 at Arkansas 3/30/06

29 at Sioux Falls 12/13/08

Low Game: 2 at Colorado 3/29/08

Blocks

Game: 14 at Iowa 1/22/13

Low Game: 0 at Canton 12/29

0 at Dakota 12/15/08

HISTORY AND RECORDS



OPPONENTS SINGLE-GAME RECORDS



Opponents High/Low Scoring Games

Highest Scoring Games

Pts	Opponent	Date
138	at Colorado	2/11/09
131	at Austin	4/1/09
131	at Anaheim	2/20/08
131	at Dakota	12/21/07
130	at Colorado	1/03/07
128	Colorado	12/28/08
128	Roanoke	2/15/06
127	at Idaho	2/22/07
126	at Rio Grande V.	3/13/10
124	at Idaho	3/19/10
124	Rio Grande V.	3/8/09

Lowest Scoring Games

Pts	Opponent	Date
72	at Sioux Falls	2/23/13
73	Florida	1/29/06
74	at Springfield	12/10/09
76	Texas	11/23/12
76	Springfield	12/17/11
76	at Idaho	11/25/11
76	at Austin	4/10/07
78	Dakota	1/2/12
79	Reno	2/2/12
79	at Albuquerque	1/16/08
80	at Fort Wayne	11/23/07

Opponents Single-Game Records

Most Points Scored

Game: 138 at Colorado 2/11/09

Fewest Points Scored

Game: 73 Florida 1/29/06

Field Goals Made

Game: 56 at Colorado 1/03/07

Low Game: 24 Fort Wayne 1/28/12

Field Goals Attempted

Game: 102 Bakersfield 12/19/06

Low Game: 57 Albuquerque 11/18/05

Three-Point Field Goals Made

Game: 17 at Rio Grande 3/27/13

Low Game: 0 Iowa 3/12/09

0 at Erie 3/5/09

0 Albuquerque 4/07/06

0 at Albq. 11/27/05

Three-Point Field Goals Attempted

Game: 37 at Rio Grande 3/27/13

Low Game: 3 Albuquerque 4/07/06

Free Throws Made

Game: 44 Fort Wayne 1/28/12

Low Game: 4 Dakota 1/22/12

Free Throws Attempted

Game: 61 Fort Wayne 1/28/12

Low Game: 10 at Albq. 1/16/08

Rebounds

Game: 62 Fort Worth 3/30/07

Low Game: 26 Rio Grande 12/8/12

Assists

Game: 38 at Colorado 2/11/09

Low Game: 5 Albuquerque 11/18/05

Steals

Game: 20 at Maine 1/30/11

Low Game: 0 at RGV 12/09/07

Turnovers

Game: 30 at Sioux Falls 12/10/10

Low Game: 4 at Colorado 3/29/08

Blocks

Game: 17 at Colorado 1/2/09

Low Game: 0 11x; MR, at ID 12/26/10





INDIVIDUAL SINGLE-GAME RECORDS

Individual Single-Game Records

	High	Player	Opponent	Date
Minutes	53	Yemi Ogunoye	Colorado	12/28/08
	53	David Noel	at Colorado	3/01/08
Points	48	Desmon Farmer	Albuquerque	3/28/07
Rebounds	25	Marcus Lewis	Texas	12/30/11
Assists	20	Will Conroy	at Sioux Falls	1/06/07
Steals	6 (4x)	MR: Marcus Lewis	Sioux Falls	2/16/11
Blocked Shots	9 (4x)	MR: Travis Hyman	at Springfield	1/30/13
Field Goals Made	18	Ryan Humphrey	Albuquerque	2/21/09
Field Goals Attempted	34	Rasual Butler	Iowa	4/4/13
Three-Point FG Made	8	Andy Rautins	at Erie	1/28/13
	8	Moses Ehambe	at Austin	3/31/10
	8	Marcus Vinicius	Fort Worth	3/31/07
Three-Point FG Attempted	14	Marcus Vinicius	Dakota	4/01/07
	14	Mike Hall	Colorado	4/03/08
Free Throws Made	16	Alan Anderson	Sioux Falls	1/27/07
Free Throws Attempted	18	Marcus Lewis	Idaho	2/14/12

Opponents Single-Game Records

	High	Player	Opponent	Date
Minutes	52:22	Marcus Williams	Austin	3/13/09
Points	44	Mike Harris	at Rio Grande Valley	3/13/10
	44	Desmon Farmer	Rio Grande Valley	3/14/08
Rebounds	23 (4x)	MR: Dwayne Jones	Austin	3/13/09
Assists	16	Curtis Stinson	Iowa	3/12/09
	16	Randy Livingston	at Idaho	1/04/08
Steals	9	Avery Bradley	at Maine	1/30/11
Blocked Shots	7	Will Foster	at Idaho	11/25/11
Field Goals Made	17 (2x)	MR: Ivan Johnson	at Erie	3/5/11
Field Goals Attempted	34	Tony Mitchell	Fort Wayne	4/6/13
Three-Point FG Made	8	Andrew Goudelock	at Rio Grande Valley	3/27/13
	8	Clay Tucker	Arkansas	1/06/06
	8	Frank Williams	at Sioux Falls	1/06/07
Three-Point FG Attempted	17	Clay Tucker	Arkansas	1/06/06
Free Throws Made	19	Malik Hairston	at Austin	11/29/08
Free Throws Attempted	21	Dwayne Mitchell	at Iowa	12/23/07

HISTORY AND RECORDS



PLAYOFF RESULTS



2012-13 Playoff Results

Quarterfinals: Tulsa 2, Canton 1

Date	Game	FG-A	PCT	3FG-A	PCT	FT-A	PCT	OR-DR-TR	AST	ST	TO	BS	PTS
4/10	@ Tulsa	48-79	.608	11-24	.458	11-13	.848	5-28-33	23	10	9	5	118
	Canton	34-70	.486	9-20	.450	22-35	.629	11-21-32	20	3	16	2	99
4/12	Tulsa	31-87	.356	11-32	.344	7-11	.636	13-20-33	16	13	12	1	80
	@ Canton	36-72	.500	5-13	.385	25-34	.735	13-39-52	20	10	20	2	102
4/14	Tulsa	35-70	.500	12-25	.480	18-26	.692	8-26-34	13	10	15	3	100
	@ Canton	40-80	.500	8-21	.381	10-18	.556	13-26-39	21	9	15	3	98

Semifinals: Rio Grande Valley 2, Tulsa 0

Date	Game	FG-A	PCT	3FG-A	PCT	FT-A	PCT	OR-DR-TR	AST	ST	TO	BS	PTS
4/10	@ Tulsa	33-81	.407	8-21	.381	18-23	.783	12-27-39	10	8	18	3	92
	Rio Grande Valley	42-84	.500	13-29	.448	19-15	.667	12-33-45	22	8	17	3	107
4/10	Tulsa	40-90	.444	7-27	.259	19-24	.792	8-26-34	23	15	8	3	106
	@ Rio Grande Valley	39-75	.520	19-43	.442	16-21	.762	10-39-49	28	5	23	13	113

2010-11 Playoff Results

Quarterfinals: Tulsa 2, Texas 0

Date	Game	FG-A	PCT	3FG-A	PCT	FT-A	PCT	OR-DR-TR	AST	ST	TO	BS	PTS
4/6	Tulsa	35-83	.422	7-18	.389	17-23	.739	14-25-39	19	12	10	4	94
	@ Texas	32-73	.438	6-21	.286	13-16	.812	12-32-44	18	4	20	9	83
4/8	@ Tulsa	39-75	.520	8-16	.500	18-26	.692	9-36-45	28	7	19	9	94
	Texas	32-87	.368	10-21	.476	15-19	.789	14-25-39	21	10	14	2	89

Semifinals: Iowa 2, Tulsa 0

Date	Game	FG-A	PCT	3FG-A	PCT	FT-A	PCT	OR-DR-TR	AST	ST	TO	BS	PTS
4/15	@ Tulsa	32-69	.464	4-15	.267	28-32	.875	7-27-34	17	9	15	8	96
	Iowa	40-88	.455	8-24	.333	15-17	.882	13-29-42	15	9	14	3	103
4/18	Tulsa	34-81	.420	6-20	.300	20-24	.833	9-33-42	20	10	16	3	94
	@ Iowa	40-87	.460	7-18	.389	20-27	.741	12-33-45	19	7	18	5	107

2009-10 Playoff Results

Quarterfinals: Tulsa 2, Sioux Falls 1

Date	Game	FG-A	PCT	3FG-A	PCT	FT-A	PCT	OR-DR-TR	AST	ST	TO	BS	PTS
4/8	@ Tulsa	44-78	.564	7-15	.467	24-32	.750	10-26-36	16	7	10	8	119
	Sioux Falls	40-75	.533	5-10	.500	24-32	.750	8-28-36	15	5	15	3	109
4/9	Tulsa	36-85	.424	8-21	.381	19-27	.704	19-33-52	14	11	20	13	99
	@ Sioux Falls	36-80	.450	9-18	.500	25-30	.833	9-30-39	25	15	17	10	106
4/11	Tulsa	37-76	.487	8-18	.444	29-38	.763	13-36-49	13	10	14	3	111
	@ Sioux Falls	35-86	.407	7-20	.350	24-26	.923	10-33-43	22	10	11	6	101

Semifinals: Tulsa 2, Iowa 1

Date	Game	FG-A	PCT	3FG-A	PCT	FT-A	PCT	OR-DR-TR	AST	ST	TO	BS	PTS
4/16	@ Tulsa	36-89	.404	12-31	.387	18-24	.750	17-32-49	22	6	15	8	102
	Iowa	39-88	.443	5-20	.250	24-36	.667	17-36-53	19	8	14	5	107
4/18	Tulsa	42-86	.488	14-25	.560	19-23	.826	9-41-50	23	4	14	3	117
	@ Iowa	35-96	.365	5-17	.294	31-38	.816	16-30-46	13	8	10	4	106
4/20	Tulsa	37-82	.451	9-23	.391	44-51	.863	17-29-46	17	7	17	6	127
	@ Iowa	44-96	.458	4-20	.200	30-35	.857	16-26-42	17	8	11	6	122

NBA D-League Finals: Rio Grande Valley 2, Tulsa 0

Date	Game	FG-A	PCT	3FG-A	PCT	FT-A	PCT	OR-DR-TR	AST	ST	TO	BS	PTS
4/25	@ Tulsa	32-81	.395	9-28	.321	34-43	.791	12-34-46	17	6	13	2	107
	Rio Grande V.	45-82	.549	7-19	.368	27-34	.794	8-43-51	26	6	18	2	124
4/27	Tulsa	37-81	.457	6-19	.316	11-16	.688	8-32-40	24	8	9	7	91
	@ Rio Grande V.	37-89	.416	7-30	.233	13-16	.813	17-36-53	19	6	17	5	94



PLAYOFF RECORDS

Tulsa High/Low Scoring Playoff Games

Highest Scoring Games

Pts	Opponent	Date
127	at Iowa	4/20/10
119	Sioux Falls	4/8/10
118	Canton	4/10/13
117	at Iowa	4/18/10
111	at Sioux Falls	4/11/10

Lowest Scoring Games

Pts	Opponent	Date
80	at Canton	4/12/13
91	at Rio Grande V.	4/27/10
92	Rio Grande Valley	4/19/13
94	at Iowa	4/18/11
94	Texas	4/8/11
94	at Texas	4/6/11

Team Single-Game Playoff Records

Most Points Scored

Game: 127 at Iowa 4/20/10

Fewest Points Scored

Game: 80 at Canton 4/12/13

Field Goals Made

Game: 48 Canton 4/10/13
 Low Game: 31 at Canton 4/12/13

Field Goals Attempted

Game: 90 at Rio Grande 4/21/13
 Low Game: 69 Iowa 4/15/11

Three-Point Field Goals Made

Game: 14 at Iowa 4/18/10
 Low Game: 4 Iowa 4/15/11

Three-Point Field Goals Attempted

Game: 32 at Canton 4/12/13
 Low Game: 15 Iowa 4/15/11

Free Throws Made

Game: 44 at Iowa 4/20/10
 Low Game: 7 at Canton 4/12/13

Free Throws Attempted

Game: 51 at Iowa 4/20/10
 Low Game: 11 at Canton 4/12/13

Rebounds

Game: 52 at Sioux Falls 4/9/10
 Low Game: 33 at Canton 4/12/13
 33 Canton 4/10/13

Assists

Game: 28 Texas 4/8/11
 Low Game: 10 Rio Grande 4/19/13

Personal Fouls

Game: 30 Rio Grande 4/25/10
 Low Game: 15 at Rio Grande 4/27/10

Steals

Game: 15 at Rio Grande 4/21/13
 Low Game: 4 at Iowa 4/18/10

Turnovers

Game: 20 at Sioux Falls 4/9/10
 Low Game: 9 (3x) MR: at Rio Grande 4/21/13

Blocks

Game: 13 at Sioux Falls 4/9/10
 Low Game: 1 at Canton 4/12/13





Opponents High/Low Scoring Playoff Games

Highest Scoring Games

Pts	Opponent	Date
124	Rio Grande Valley	4/25/10
122	at Iowa	4/20/10
113	at Rio Grande V.	4/21/13
109	Sioux Falls	4/8/10
107	Rio Grande Valley	4/19/13
107	at Iowa	4/18/11
107	Iowa	4/16/10

Lowest Scoring Games

Pts	Opponent	Date
83	at Texas	4/6/11
89	Texas	4/8/11
94	at Rio Grande V.	4/27/10
98	at Canton	4/14/13
99	Canton	4/10/13

Opponents Single-Game Playoff Records

Most Points Scored

Game: 124 Rio Grande V. 4/25/10

Fewest Points Scored

Game: 83 at Texas 4/6/11

Field Goals Made

Game: 45 Rio Grande V. 4/25/10
 Low Game: 32 Texas 4/8/11
 32 at Texas 4/6/11

Field Goals Attempted

Game: 96 at Iowa 4/20/10
 96 at Iowa 4/18/10
 Low Game: 70 Canton 4/10/13

Three-Point Field Goals Made

Game: 16 at Rio Grande 4/21/13
 Low Game: 4 at Iowa 4/20/10

Three-Point Field Goals Attempted

Game: 43 at Rio Grande 4/21/13
 Low Game: 4 at Iowa 4/20/10

Free Throws Made

Game: 31 at Iowa 4/18/10
 Low Game: 10 Rio Grande 4/19/13
 10 at Canton 4/14/13

Free Throws Attempted

Game: 38 at Iowa 4/18/10
 Low Game: 16 at Texas 4/6/11
 16 at Rio Grande 4/27/10

Rebounds

Game: 53 at Rio Grande 4/27/10
 53 Iowa 4/16/10
 Low Game: 32 Canton 4/10/13

Assists

Game: 28 at Rio Grande 4/21/13
 Low Game: 13 at Iowa 4/18/10

Steals

Game: 15 at Sioux Falls 4/9/10
 Low Game: 3 Canton 4/10/13

Turnovers

Game: 24 at Rio Grande 4/21/13
 Low Game: 10 at Iowa 4/18/10

Blocks

Game: 13 at Rio Grande 4/21/13
 Low Game: 2 (3x) MR: at Canton 4/12/13





PLAYOFF RECORDS

Individual Single-Game Playoffs Records

	High	Player	Opponent	Date
Minutes	44:06	Larry Owens	at Iowa	4/18/11
Points	30	Kyle Weaver	Sioux Falls	4/8/10
Rebounds	14	Larry Owens	at Iowa	4/20/10
Assists	13	Jerome Dyson	Texas	4/8/11
Steals	5 (4x)	MR: Jeremy Lamb	at Canton	4/12/13
Blocked Shots	4 (5x)	MR: Marcus Lewis	Iowa	4/15/11
Field Goals Made	12	Larry Owens	at Rio Grande Valley	4/27/10
Field Goals Attempted	24	Jeremy Lamb	Rio Grande Valley	4/19/13
Three-Point FG Made	5	DeAndre Liggins	at Canton	4/14/13
	5	Robert Vaden	at Iowa	4/18/11
	5	Kyle Weaver	Sioux Falls	4/8/10
Three-Point FG Attempted	11	Rasual Butler	at Rio Grande Valley	4/21/13
Free Throws Made	15	Deron Washington	at Iowa	4/20/10
Free Throws Attempted	17	Deron Washington	at Iowa	4/20/10

Opponents Single-Game Playoffs Records

	High	Player	Opponent	Date
Minutes	48	Chris McCray	at Sioux Falls	4/11/10
	48	Daid Bailey	at Sioux Falls	4/9/10
Points	36	Kirk Penney	at Sioux Falls	4/11/10
Rebounds	18	Scott VanderMeer	at Iowa	4/18/11
Assists	13	Curtis Stinson	at Iowa	4/18/11
Steals	4 (4x)	MR: Kyle Weaver	at Canton	4/12/13
Blocked Shots	8	Greg Stiemsma	at Sioux Falls	4/9/10
Field Goals Made	12	Curtis Stinson	at Iowa	4/20/10
	12	Kris Penney	at Sioux Falls	4/11/10
Field Goals Attempted	28	Joe Alexander	Texas	4/8/11
Three-Point FG Made	6	Brady Morningstar	at Canton	4/14/13
Three-Point FG Attempted	10	Brady Morningstar	at Canton	4/14/13
	10	Stefhon Hannah	Iowa	4/15/11
Free Throws Made	11	Chris McCray	at Sioux Falls	4/11/10
Free Throws Attempted	11 (x7)	MR: Mark Tyndale	at Iowa	4/20/10

HISTORY AND RECORDS



OVERTIME AND OPENING NIGHT



All-Time Overtime Results

Date	Opponent	Result	Date	Opponent	Result
1/6/06	Arkansas	W, 105-103	3/12/09	Iowa	W, 108-107
2/2/06	Arkansas	L, 109-112	3/13/09	Austin	L, 108-111
2/11/06	Fort Worth	W, 102-99	3/27/09	at RGV	W, 112-110
11/25/06	Arkansas	W, 115-111	12/19/09	RGV	W, 98-89
12/19/06	Bakersfield	W, 120-117 (2OT)	1/22/10	at Sioux Falls	W, 121-119
12/29/06	at Arkansas	W, 103-98	2/6/10	at Bakersfield	L, 111-112
1/13/07	Colorado	L, 118-121	3/5/10	Dakota	W, 106-96 (2OT)
1/27/07	Sioux Falls	W, 126-123	12/16/10	Fort Wayne	W, 100-93
2/22/07	Idaho	L, 124-127	1/8/11	at Texas	W, 96-95
3/28/07	Albuquerque	W, 112-107	1/20/11	Reno	W, 112-107
4/1/07	Dakota	W, 115-107	1/13/12	at Dakota	L, 109-113 (2OT)
1/10/08	at Colorado	W, 112-110	1/16/12	Canton	L, 103-110
3/1/08	at Colorado	W, 119-116	2/17/12	at Sioux Falls	W, 119-114
3/14/08	RGV	W, 123-117	3/23/12	Iowa	L, 95-101
12/5/08	Albuquerque	L, 93-102	2/9/13	at Austin	L, 103-106
12/7/08	at Los Angeles	W, 101-97	3/16/13	at Idaho	W, 100-98
12/13/08	at Sioux Falls	L, 91-99	4/4/13	at Iowa	L, 112-118 (2OT)
12/28/08	Colorado	L, 125-128			

Totals: 35 Overtime Games 22-13 (.629)
13-8 at home, 8-6 on road
2-2 in double overtime

All-Time Opening Night Results

Home Opener (2-6)

Date	Opponent	Result	Score
*11/18/05	Albuquerque	L	83-70
*11/24/06	Arkansas	L	98-95
11/30/07	Colorado	L	104-100
12/5/08	Albuquerque	L	93-102
*11/27/09	Utah	L	85-100
11/26/10	Iowa	L	111-123
12/3/11	Austin	W	109-96
*11/23/12	Texas	W	83-76

Road Opener (2-6)

Date	Opponent	Result	Score
11/23/05	Ft. Worth	L	81-80
12/8/06	Los Angeles	L	90-77
*11/23/07	Ft. Wayne	W	88-80
*11/28/08	Rio Grande Valley	L	82-83
12/1/09	Austin	L	79-97
*11/19/10	Bakersfield	L	101-104
*11/25/11	Idaho	W	89-76
12/6/12	Rio Grande Valley	L	87-99

*Season opening games (3-5)





CAREER STATISTICAL LEADERS

66ers All-Time Career Statistical Leaders

Points

1. Larry Owens	1,731
2. Jerome Dyson	1,512
3. Desmon Farmer	1,423
4. Mike Hall	1,279
5. Marcus Lewis	1,249

Free Throws Made

1. Jerome Dyson	400
2. Will Conroy	297
3. Larry Owens	288
4. Desmon Farmer	252
5. Elijah Milsap	246

Blocked Shots

1. Cezary Trybanski	209
2. Keith Closs	133
3. Larry Owens	92
4. Latavious Williams	75
5. Marcus Lewis	67

Field Goals Made

1. Larry Owens	662
2. Marcus Lewis	528
3. Jerome Dyson	496
4. Desmon Farmer	493
5. Mike Hall	462

Free Throws Attempted

1. Jerome Dyson	518
2. Will Conroy	434
3. Marcus Lewis	387
4. Larry Owens	369
5. Desmon Farmer	365

Games Played

1. Marcus Lewis	137
2. Larry Owens	125
3. Jeremy Kelly	116
4. Moses Ehambe	100
5. Cezary Trybanski	93

Field Goals Attempted

1. Larry Owens	1,412
2. Desmon Farmer	1,081
3. Mike Hall	1,029
4. Jerome Dyson	1,167
5. Moses Ehambe	982

Rebounds

1. Marcus Lewis	989
2. Latavious Williams	710
3. Larry Owens	637
4. Mike Hall	627
5. Will Conroy	414

Games Started

1. Larry Owens	118
2. Mike Hall	68
3. Will Conroy	67
4. Jeremy Kelly	59
5. Ryan Reid	58

3-Point Field Goals Made

1. Moses Ehambe	220
2. Desmon Farmer	185
3. Robert Vaden	153
4. Andy Rautins	152
5. Mike Hall	128

Assists

1. Will Conroy	761
2. Jeremy Kelly	423
3. Larry Owens	414
4. Mustafa Shakur	324
5. Larry Owens	301

Minutes Played

1. Larry Owens	4,281
2. Marcus Lewis	3,509
3. Will Conroy	3,112
4. Mike Hall	2,981
5. Jeremy Kelly	2,921

3-Point Field Goals Attempted

1. Moses Ehambe	503
2. Desmon Farmer	471
3. Jerome Dyson	389
4. Robert Vaden	366
5. Mike Hall	359

Steals

1. Larry Owens	187
2. Jerome Dyson	147
T3. Jeremy Kelly	125
T3. Will Conroy	125
5. Marcus Lewis	103





66ers All-Time Season Statistical Leaders

Points

1. Mustafa Shakur (09-10)	905
2. Larry Owens (09-10)	789
3. Jerome Dyson (11-12)	783
4. Denham Brown (06-07)	782
5. Desmon Farmer (05-06)	766

Field Goals Made

1. Mustafa Shakur (09-10)	324
2. Denham Brown (06-07)	309
3. Larry Owens (09-10)	299
4. Marcus Lewis (11-12)	292
5. Desmon Farmer (05-06)	266

Field Goals Attempted

1. Denham Brown (06-07)	665
2. Mustafa Shakur (09-10)	664
3. Mike Hall (07-08)	627
4. Jerome Dyson (11-12)	613
5. Larry Owens (09-10)	611

3-Point Field Goals Made

1. Andy Rautins (12-13)	152
2. Moses Ehambe (09-10)	117
3. Desmon Farmer (05-06)	111
4. Moses Ehambe (08-09)	103
5. Adam Harrington (07-08)	80

3-Point Field Goals Attempted

1. Andy Rautins (12-13)	348
2. Desmon Farmer (05-06)	256
3. Moses Ehambe (09-10)	255
4. Moses Ehambe (08-09)	248
5. Desmon Farmer (06-07)	208

Free Throws Made

1. Elijah Milsap (10-11)	246
2. Jerome Dyson (11-12)	220
3. Mustafa Shakur (09-10)	207
4. Jerome Dyson (10-11)	180
5. Ramon Sessions (07-08)	219

Free Throws Attempted

1. Elijah Milsap (10-11)	325
2. Jerome Dyson (11-12)	292
3. Mustafa Shakur (09-10)	277
4. Jerome Dyson (10-11)	226
5. Will Conroy (06-07)	222

Rebounds

1. Marcus Lewis (11-12)	583
2. Latavious Williams (09-10)	361
3. Mike Hall (07-08)	354
4. Latavious Williams (10-11)	351
5. Keith Clark (08-09)	333

Assists

1. Will Conroy (06-07)	447
2. Latavious Williams (10-11)	351
3. Mustafa Shakur (09-10)	324
4. Will Conroy (05-06)	305
5. Jason Fontenet (07-08)	193

Steals

1. Mustafa Shakur (09-10)	106
2. Dominique Sutton (12-13)	77
3. Larry Owens (09-10)	75
T4. Jerome Dyson (10-11)	74
T4. Yemi Ogunoye (08-09)	74

Blocked Shots

1. Keith Closs (07-08)	137
2. Cezary Trybanski (06-07)	121
3. Cezary Trybanski (05-06)	87
4. Daniel Orton (12-13)	64
5. Cole Aldrich (10-11)	55

Games

T1. Tony Taylor (12-13)	50
T1. Elijah Milsap (10-11)	50
T1. Larry Owens (09-10)	50
T1. Moses Ehambe (08-09)	50
T1. Jean Felix (06-07)	50

Games Started

1. Larry Owens (09-10)	50
2. Yemi Ogunoye (08-09)	48
3. Mustafa Shakur (09-10)	47
4. Marcus Lewis (11-12)	45
T5. Jerome Dyson (11-12)	44
T5. Elijah Milsap (10-11)	44

Minutes Played

1. Yemi Ogunoye (08-09)	1,877
2. Larry Owens (09-10)	1,818
3. Mike Hall (07-08)	1,791
4. Mustafa Shakur (09-10)	1,779
5. Marcus Lewis (11-12)	1,665





YEAR-BY-YEAR LEADERS

Year-by-Year Statistical Leaders

Scoring

Year	Player	G	Pts	Avg.
2005-06	Desmon Farmer	48	789	16.4
2006-07	Denham Brown	42	782	18.6
2007-08	Mike Hall	48	777	16.2
2008-09	Derrick Dial	47	625	13.3
2009-10	Mustafa Shakur	47	905	19.3
2010-11	Jerome Dyson	27	729	15.5
2011-12	Jerome Dyson	44	783	17.8
2012-13	Rasual Butler	31	552	17.8

Blocked Shots

Year	Player	G	Blk	Avg.
2005-06	Cezary Trybanski	45	88	2.0
2006-07	Cezary Trybanski	48	121	2.5
2007-08	Keith Closs	49	133	2.7
2008-09	Keith Clark	49	42	0.9
2009-10	DeVon Hardin	36	37	1.0
2010-11	Cole Aldrich	21	55	2.6
2011-12	Larry Owens	32	42	1.3
2012-13	Daniel Orton	29	64	2.2

Rebounding

Year	Player	G	Reb	Avg.
2005-06	Ersan Ilyasova	46	324	7.0
2006-07	Mike Hall	32	272	8.5
2007-08	Mike Hall	48	355	7.4
2008-09	Keith Clark	49	333	6.8
2009-10	Lataw. Williams	47	361	7.7
2010-11	Lataw. Williams	41	351	8.6
2011-12	Marcus Lewis	46	583	12.7
2012-13	Dominique Sutton	48	298	6.2

Field Goal Percentage (Min. 20 Games)

Year	Player	FGM	FGA	Pct.
2005-06	Shawn. Johnson	67	104	.644
2006-07	Frans Steyn	114	202	.564
2007-08	Keith Closs	120	200	.600
2008-09	Gary Forbes	202	395	.511
2009-10	Marcus Lewis	73	135	.541
2010-11	Lataw. Williams	225	352	.639
2011-12	Marcus Lewis	292	512	.570
2012-13	Daniel Orton	124	232	.534

Assists

Year	Player	G	Ast	Avg.
2005-06	Will Conroy	47	314	6.7
2006-07	Will Conroy	42	447	10.6
2007-08	Jason Fontenet	44	191	4.3
2008-09	Jeremy Kelly	47	184	3.9
2009-10	Mustafa Shakur	47	324	6.9
2010-11	Zabian Dowdell	18	82	4.6
2011-12	Jerome Dyson	44	172	3.9
2012-13	Tony Taylor	50	159	3.2

Free Throw Percentage (Min. 20 Games)

Year	Player	FT	FTA	Pct.
2005-06	Shawn. Johnson	44	77	.571
2006-07	Alan Anderson	87	100	.870
2007-08	Mike Hall	172	202	.851
2008-09	Moses Ehambe	47	56	.839
2009-10	Moses Ehambe	45	53	.849
2010-11	Brandon Brooks	19	21	.905
2011-12	Brady Morningstar	170	403	.893
2012-13	Jeremy Lamb	66	75	.880

Steals

Year	Player	G	Stl	Avg.
2005-06	Will Conroy	47	71	1.5
2006-07	Jean Felix	50	59	1.2
2007-08	Jeremy Kelly	47	58	1.2
2008-09	Yemi Ogunoye	49	74	1.5
2009-10	Mustafa Shakur	47	106	2.3
2010-11	Zabian Dowdell	18	43	2.4
2011-12	Jerome Dyson	44	73	1.7
2012-13	Dominique Sutton	48	79	1.6

Minutes Played

Year	Player	G	Min	Avg.
2005-06	Desmon Farmer	48	1,545	32.2
2006-07	Will Conroy	42	1,648	39.2
2007-08	Mike Hall	48	1,792	37.3
2008-09	Yemi Ogunoye	49	1,868	38.1
2009-10	Larry Owens	50	1,818	36.6
2010-11	Larry Owens	43	1,320	30.5
2011-12	Marcus Lewis	46	1,665	36.2
2012-13	Andy Rautins	48	1,425	29.7

HISTORY AND RECORDS



YEAR-BY-YEAR STATISTICS



2012-13 Regular Season Statistics (27-23)

Player	G	GS	MIN	FGM	FGA	Pct.	3PM	3PA	Pct.	FTM	FTA	Pct.	OR	DR	REB	Avg.	AST	PF	TO	BS	ST	PTS	Avg.
Reggie Jackson	3	3	114	33	55	.600	5	14	.357	13	13	1.000	2	20	22	7.3	25	7	8	0	1	84	28.0
Jeremy Lamb	21	21	691	169	345	.490	37	105	.352	66	75	.880	32	79	111	5.3	64	42	52	17	26	441	21.0
Rasual Butler	31	23	1010	201	475	.423	60	173	.347	90	107	.841	31	128	159	5.1	47	44	62	43	21	552	17.8
Perry Jones	15	15	485	88	195	.451	5	17	.294	33	51	.647	27	83	110	7.3	26	40	15	9	18	214	14.3
Andy Rautins	48	31	1425	223	507	.440	152	348	.437	48	62	.774	21	113	134	2.8	115	93	103	5	48	646	13.5
Chris Quinn	25	23	812	123	259	.475	29	78	.372	43	48	.896	9	55	64	2.6	152	61	42	6	33	318	12.7
Daniel Orton	29	29	821	124	232	.534	1	2	.500	114	169	.675	63	164	227	7.8	54	126	86	64	31	363	12.5
DeAndre Liggins	19	19	650	78	173	.451	29	63	.460	36	54	.667	23	109	132	6.9	82	51	49	7	33	221	11.6
Dominique Sutton	48	29	1333	182	357	.510	2	10	.200	122	198	.616	118	180	298	6.2	73	185	79	12	77	488	10.2
Hollis Thompson	48	10	961	157	351	.447	21	73	.288	52	72	.722	56	128	184	3.8	42	67	56	7	30	387	8.1
Tony Taylor	50	24	1127	115	272	.423	28	69	.406	91	114	.798	15	68	83	1.7	159	125	73	2	31	349	7.0
Ron Anderson	44	17	911	105	214	.491	0	1	.000	52	107	.486	103	112	215	4.9	55	98	46	23	22	262	6.0
Rodney Bartholomew	47	3	734	102	199	.513	1	2	.500	48	75	.640	89	131	220	4.7	33	116	51	11	24	253	5.4
Brady Morningstar	16	0	224	26	76	.342	11	34	.324	5	7	.714	5	19	24	1.5	21	13	21	0	12	68	4.3
Mario Little	15	1	186	24	64	.375	5	30	.167	6	6	1.000	3	28	31	2.1	13	17	14	5	6	59	3.9
Travis Hyman	25	1	266	33	74	.446	0	0	-	16	50	.320	20	34	54	2.2	12	49	33	37	8	82	3.3
Will Creekmore	4	0	39	5	14	.357	0	3	.000	2	4	.500	2	6	8	2.0	3	3	2	1	0	12	3.0
Anthony Vereen	3	1	34	2	8	.250	0	0	-	3	6	.500	2	8	10	3.3	1	5	1	0	2	7	2.3
Isaiah Wilkerson	28	0	207	21	61	.344	2	10	.200	8	9	.889	3	15	18	0.6	22	17	25	0	3	52	1.9
Brandon Brooks	4	0	27	1	7	.143	0	2	.000	1	1	1.000	1	1	2	0.5	4	3	4	0	0	3	0.8
TOTALS	50		12060	1812	3938	.460	388	1034	.375	849	1228	.691	625	1481	2106	42.1	1003	1162	822	249	426	4861	97.2
OPPONENTS	50		12060	1776	3925	.452	325	989	.329	995	1378	.722	596	1426	2022	40.4	877	1070	784	202	452	4872	97.4

2011-12 Regular Season Statistics (23-27)

Player	G	GS	MIN	FGM	FGA	Pct.	3PM	3PA	Pct.	FTM	FTA	Pct.	OR	DR	REB	Avg.	AST	PF	TO	BS	ST	PTS	Avg.
Lazar Hayward	3	3	103	28	50	.560	4	8	.500	12	14	.857	6	11	17	5.7	8	15	10	1	1	72	24.0
Reggie Jackson	1	1	41	10	27	.370	0	5	.000	2	3	.667	1	6	7	7.0	8	2	2	0	0	22	22.0
Jerome Dyson	44	44	1497	254	613	.414	55	193	.285	220	292	.753	47	109	156	3.5	172	143	154	10	73	783	17.8
Dwight Buycks	28	2	751	165	332	.497	26	74	.351	68	88	.773	23	53	76	2.7	74	41	59	1	35	424	15.1
Marcus Lewis	46	45	1665	292	512	.570	0	3	.000	109	212	.514	163	420	583	12.7	143	116	126	42	42	693	15.1
Larry Owens	32	26	1143	157	369	.425	30	101	.297	66	76	.868	38	108	146	4.6	113	91	72	42	59	410	12.8
Robert Vaden	36	30	1154	169	391	.432	79	177	.446	44	56	.786	12	87	99	2.8	88	100	50	11	34	461	12.8
Ryan Reid	25	25	791	127	248	.512	0	0	.000	43	61	.705	74	139	213	8.5	30	80	53	22	24	297	11.9
Brady Morningstar	48	20	1330	170	403	.422	46	120	.383	75	84	.893	21	83	104	2.2	106	80	69	7	42	461	9.6
Delroy James	26	1	534	90	209	.431	5	20	.250	44	62	.710	48	77	125	4.8	34	48	34	14	27	229	8.8
Billy Rush	14	13	321	43	110	.391	9	43	.209	25	30	.833	7	49	56	4.0	15	20	21	6	8	120	8.6
Xavier Alexander	42	9	918	103	250	.412	10	39	.256	48	104	.462	55	84	139	3.3	75	98	59	15	36	264	6.3
Nkem Ojougboh	23	8	500	57	126	.452	0	1	.000	23	35	.657	34	93	127	5.5	20	50	27	38	10	137	6.0
Curtis Sumpter	27	15	545	61	157	.389	15	49	.306	14	17	.824	36	76	112	4.1	29	69	49	22	19	151	5.6
LaDustin Williams	25	5	329	42	107	.393	5	12	.417	11	21	.524	15	21	36	1.4	25	20	17	3	19	100	4.0
Ben Colon	11	0	181	12	28	.429	0	0	.000	6	13	.462	17	27	44	4.0	5	29	12	4	8	30	2.7
Brian Barkdoll	29	3	212	15	33	.455	0	0	.000	5	7	.714	14	30	44	1.5	5	37	6	3	4	35	1.2
Will Creekmore	9	0	61	3	14	.214	0	0	.000	1	2	.500	4	10	14	1.6	1	15	4	4	3	7	0.8
Nolan Richardson	2	0	6	0	1	.000	0	0	.000	0	0	.500	0	0	0	0.0	0	0	0	0	0	0	0.0
Totals:	50		12075	1798	3980	.452	284	845	.336	816	1177	.693	615	1483	2098	42.0	951	1054	824	245	444	4696	93.9
Opponents:	50		12075	1725	3843	.449	295	880	.335	934	1281	.729	575	1507	2082	41.6	895	1063	876	244	434	4679	93.6





YEAR-BY-YEAR STATISTICS

2010-11 Regular-Season Statistics (33-17)

Player	G	GS	MIN	FGM	FGA	Pct.	3PM	3PA	Pct.	FTM	FTA	Pct.	OR	DR	REB	Avg.	AST	PF	TO	BS	ST	PTS	Avg.
Jerome Dyson	47	10	1266	242	554	.437	65	196	.332	180	226	.796	31	114	145	3.1	108	123	125	16	74	729	15.5
Elijah Millsap	50	44	1431	241	548	.440	33	97	.340	246	325	.757	60	205	265	5.3	130	144	111	17	61	761	15.2
Byron Mullens	14	14	388	86	162	.531	1	4	.250	36	49	.735	35	60	95	6.8	14	40	29	20	10	209	14.9
Zabian Dowdell	18	18	528	95	230	.413	14	45	.311	57	72	.792	6	32	38	2.1	82	45	32	2	43	261	14.5
Latavious Williams	41	26	1102	225	352	.639	0	1	.000	90	124	.726	131	220	351	8.6	20	99	51	40	24	540	13.2
Larry Owens	43	42	1321	206	432	.477	37	111	.333	83	113	.735	69	146	215	5.0	129	110	97	21	53	532	12.4
Tweety Carter	31	13	823	115	283	.406	50	134	.373	70	87	.805	9	52	61	2.0	120	60	58	0	23	350	11.3
Robert Vaden	45	17	1260	175	425	.412	74	189	.392	45	63	.714	10	96	106	2.4	100	104	72	15	40	469	10.4
Cole Aldrich	21	21	615	86	158	.544	0	0	.000	45	56	.804	54	127	181	8.6	27	82	37	55	10	217	10.3
Ryan Reid	48	33	1075	146	290	.503	0	1	.000	115	154	.747	101	177	278	5.8	50	139	74	22	35	407	8.5
Marcus Lewis	49	3	1188	163	317	.514	0	0	.000	62	134	.463	98	172	270	5.5	85	119	71	17	39	388	7.9
Matt Bouldin	9	1	199	22	58	.379	4	15	.267	19	25	.760	6	17	23	2.6	28	26	12	4	8	67	7.4
Brandon Brooks	33	4	521	55	121	.455	8	29	.276	19	21	.905	12	40	52	1.6	99	36	44	7	18	137	4.2
Garrett Williamson	21	4	318	30	70	.429	2	12	.167	18	36	.500	8	18	26	1.2	38	33	22	11	14	80	3.8
Perry Stevenson	2	0	33	1	2	.500	0	0	.000	1	1	1.000	2	5	7	3.5	1	5	3	1	0	3	1.5
Totals:	50		12060	1888	4002	.472	288	834	.345	1086	1486	.731	632	1481	2113	42.3	1031	1165	838	248	452	5150	103.0
Opponents:	50		12060	1790	3919	.457	288	853	.338	1073	1432	.749	581	1456	2037	40.7	985	1192	903	250	439	4941	98.8

2009-10 Regular-Season Statistics (27-23)

Player	G	GS	MIN	FGM	FGA	Pct.	3PM	3PA	Pct.	FTM	FTA	Pct.	OR	DR	REB	Avg.	AST	PF	TO	BS	ST	PTS	Avg.
D.J. White	10	10	394	84	138	.609	0	1	.000	34	39	.872	30	81	111	11.1	12	31	26	14	7	202	20.2
Mustafa Shakur	47	47	1779	324	664	.488	50	131	.382	207	277	.747	47	165	212	4.5	324	119	151	9	106	905	19.3
Larry Owens	50	50	1818	299	611	.489	52	137	.380	139	180	.772	82	194	276	5.5	172	160	131	29	75	789	15.8
Byron Mullens	27	27	850	161	360	.447	15	35	.429	72	104	.692	57	145	202	7.5	27	76	77	25	17	409	15.1
Cecil Brown	30	13	912	147	306	.480	48	103	.466	80	95	.842	5	69	74	2.5	71	54	43	3	20	422	14.1
Moses Ehambe	50	18	1389	244	551	.443	117	255	.459	45	53	.849	19	113	132	2.6	53	78	52	10	24	650	13.0
Zabian Dowdell	10	2	270	52	98	.531	3	15	.200	22	32	.688	8	22	30	3.0	37	19	19	0	9	129	12.9
Kyle Weaver	5	5	214	26	63	.413	5	15	.333	5	5	1.000	5	22	27	5.4	36	17	22	7	7	62	12.4
Deron Washington	41	20	1077	147	360	.408	30	98	.306	144	202	.713	41	141	182	4.4	77	136	76	27	38	468	11.4
Chris Richard	12	12	350	46	81	.568	0	0	.000	15	26	.577	33	64	97	8.1	12	54	29	11	14	107	8.9
Latavious Williams	47	9	969	152	288	.528	1	12	.083	61	100	.610	123	238	361	7.7	32	111	55	35	32	366	7.8
Keith Clark	5	2	99	12	23	.522	1	3	.333	9	13	.692	4	15	19	3.8	4	12	6	1	5	34	6.8
DeVon Hardin	36	29	736	85	172	.494	0	1	.000	49	77	.636	50	115	165	4.6	20	95	45	37	13	219	6.1
JaJuan Smith	4	0	65	8	24	.333	5	17	.294	0	0	.000	5	6	11	2.8	15	9	5	0	5	21	5.3
Wink Adams	9	2	202	20	50	.400	1	10	.100	1	2	.500	3	25	28	3.1	27	16	14	0	15	42	4.7
Marcus Lewis	42	3	659	73	135	.541	0	0	.000	22	41	.537	66	70	136	3.2	38	80	40	8	22	168	4.0
Rodney Webb	3	0	31	4	9	.444	0	0	.000	0	0	.000	4	5	9	3.0	2	3	2	0	0	8	2.7
Mitch Johnson	7	0	60	2	13	.154	0	1	.000	6	8	.750	0	6	6	0.9	7	9	5	0	1	10	1.4
Byron Eaton	2	0	18	1	7	.143	0	1	.000	0	0	.000	0	4	4	2.0	1	4	5	0	0	2	1.0
Steven Hill	11	1	88	4	8	.500	0	0	.000	3	8	.375	9	13	22	2.0	3	14	7	8	1	11	1.0
Yemi Ogunoye	10	0	148	2	15	.133	1	5	.200	2	2	1.000	5	4	9	0.9	8	10	3	1	3	7	0.7
Totals:	50		12124	1893	3976	0.476	329	840	.392	916	1264	.725	596	1517	2113	42.3	978	1107	813	225	414	5031	100.6
Opponents:	50		12121	1796	3877	0.463	313	865	0.362	1049	1401	0.749	568	1473	2041	40.8	918	1090	835	199	446	4954	99.1



YEAR-BY-YEAR STATISTICS



2008-09 Regular-Season Statistics (15-35)

Player	G	GS	MIN	FGM	FGA	Pct.	3PM	3PA	Pct.	FTM	FTA	Pct.	OR	DR	REB	Avg.	AST	PF	TO	BS	ST	PTS	Avg.
Ronald Dupree	18	16	660	125	267	.468	15	48	.313	92	133	.692	24	96	120	6.7	67	53	59	9	28	357	19.8
D.J. White	6	5	188	46	82	.561	0	0	.000	18	21	.857	15	28	43	7.2	7	17	10	9	4	110	18.3
Gary Forbes	30	26	957	202	395	.511	22	65	.338	115	156	.737	47	123	170	5.7	121	85	94	13	34	541	18.0
Herbert Hill	5	4	177	43	75	.573	0	0	.000	2	6	.333	14	34	48	9.6	7	15	15	17	2	88	17.6
Kyle Weaver	2	2	89	14	27	.519	1	6	.167	5	6	.833	5	10	15	7.5	18	5	7	4	6	34	17.0
Ryan Humphrey	36	25	1010	217	428	.507	0	2	.000	132	205	.644	90	174	264	7.3	49	95	119	35	29	566	15.7
Derrick Dial	47	13	1389	236	515	.458	64	185	.346	87	131	.664	55	187	242	5.1	173	118	70	30	33	623	13.3
Keith Clark	49	29	1350	233	466	.500	20	87	.230	104	167	.623	85	249	334	6.8	71	167	87	42	40	590	12.0
Chris Richard	20	20	624	103	194	.531	0	0	.000	33	52	.635	51	114	165	8.3	33	64	44	10	13	239	12.0
Moses Ehambe	50	4	945	177	431	.411	103	248	.415	47	56	.839	12	73	85	1.7	39	54	40	2	21	504	10.1
Shaun Livingston	11	10	323	45	110	.409	0	5	.000	14	17	.824	6	33	39	3.5	66	26	32	6	7	104	9.5
Jeremy Kelly	47	36	1317	153	375	.408	45	126	.357	92	124	.742	18	113	131	2.8	184	152	126	10	51	443	9.4
Gary Ervin	25	0	454	71	151	.470	4	19	.211	54	70	.771	20	41	61	2.4	75	41	29	2	23	200	8.0
Steven Hill	7	5	146	20	36	.556	0	0	.000	13	25	.520	15	26	41	5.9	2	21	10	16	2	53	7.6
Chris Ellis	20	6	374	43	114	.377	0	1	.000	48	59	.814	47	56	103	5.2	21	61	36	8	12	134	6.7
Yemi Ogunoye	49	48	1877	128	309	.414	15	41	.366	48	80	.600	69	140	209	4.3	85	110	61	28	74	319	6.5
Terrell Everett	2	1	39	3	16	.188	0	0	.000	3	3	1.000	0	3	3	1.5	4	6	5	1	1	9	4.5
Antoine Jordan	2	0	36	4	8	.500	1	2	.500	0	0	.000	0	1	1	0.5	4	4	2	0	0	9	4.5
Marcus Hill	5	0	36	8	14	.571	2	4	.500	0	0	.000	2	2	4	0.8	1	6	3	1	1	18	3.6
Adam Liberty	16	0	188	16	51	.314	0	4	.000	9	19	.474	3	16	19	1.2	29	29	18	1	8	41	2.6
Totals:	50		12175	1887	4064	.464	292	843	.346	916	1330	.689	578	1519	2097	41.9	1056	1129	867	244	389	4982	99.6
Opponents:	50		12175	1944	4170	.466	285	863	.330	1073	1447	.742	661	1597	2258	45.2	1038	1067	758	220	439	5246	104.9

2007-08 Regular Season Statistics (26-24)

Player	G	GS	MIN	FGM	FGA	Pct.	3PM	3PA	Pct.	FTM	FTA	Pct.	OR	DR	REB	Avg.	AST	PF	TO	BS	ST	PTS	Avg.
Ramon Sessions	24	17	870	166	357	.465	4	12	.333	170	219	.776	51	106	157	6.5	183	45	84	2	38	506	21.1
David Noel	17	14	680	138	263	.525	46	94	.489	32	60	.533	20	82	102	6.0	66	52	43	14	25	354	20.8
Ronald Dupree	9	3	303	76	129	.589	5	10	.500	18	29	.621	13	44	57	6.3	21	31	28	4	10	175	19.4
Nick Fazekas	28	24	858	224	405	.553	3	17	.176	85	110	.773	81	197	278	9.9	47	62	67	21	28	536	19.1
Maurice Ager	8	5	269	47	117	.402	16	37	.432	29	48	.604	1	14	15	1.9	15	19	15	0	6	139	17.4
Adam Harrington	40	35	1331	234	534	.438	80	188	.426	109	136	.801	19	94	113	2.8	135	103	76	6	41	657	16.4
Mike Hall	48	43	1791	259	627	.413	71	206	.345	165	193	.855	128	226	354	7.4	147	97	84	14	52	754	15.7
Derrick Dial	4	2	109	21	45	.467	7	17	.412	8	10	.800	6	15	21	5.3	6	11	6	1	5	57	14.3
Glen McGowan	17	10	399	72	141	.511	1	3	.333	65	78	.833	31	55	86	5.1	19	40	29	1	9	210	12.4
Jason Fontenet	45	19	1094	146	317	.461	36	80	.450	75	85	.882	10	87	97	2.2	193	70	81	0	33	403	9.0
Russell Carter	7	5	163	25	56	.446	2	9	.222	10	12	.833	17	18	35	5.0	15	18	6	0	5	62	8.9
Dwight Brewington	20	0	320	61	120	.508	6	17	.353	26	33	.788	29	37	66	3.3	22	32	25	6	6	154	7.7
Jeremy Kelly	47	22	1264	137	327	.419	18	76	.237	64	94	.681	37	107	144	3.1	180	177	94	12	59	356	7.6
Scott Merritt	46	18	791	129	256	.504	0	4	.000	62	81	.765	65	99	164	3.6	21	116	52	22	17	320	7.0
Keith Closs	49	12	936	12	207	.604	2	4	.500	61	90	.678	71	158	229	4.7	36	78	53	137	12	313	6.4
Chris Ellis	48	21	804	93	195	.477	0	0	.000	72	108	.667	79	134	213	4.4	26	146	56	35	17	258	5.4
Mustafa Al-Sayyad	6	0	44	8	12	.667	1	2	.500	8	12	.667	2	3	5	0.8	4	2	7	0	0	25	4.2
Dwight Jones	9	0	66	10	20	.500	0	2	.000	1	2	.500	4	3	7	0.8	4	8	4	0	4	21	2.3
Freddy Robinson	6	0	14	3	8	.375	0	1	.000	3	3	1.000	0	4	4	0.7	0	1	1	0	1	9	1.5
Totals:	50		12100	1974	4136	.477	298	779	.383	1063	1403	.758	664	1483	2147	42.9	1140	1108	811	275	368	5309	106.2
Opponents:	50		12095	1962	4116	.477	384	1011	.380	1015	1339	.758	618	1472	2090	41.8	1111	1123	815	181	416	5323	106.5

HISTORY AND RECORDS





YEAR-BY-YEAR STATISTICS

2006-07 Regular-Season Statistics (21-29)

Player	G	GS	MIN	FGM	FGA	Pct.	3PM	3PA	Pct.	FTM	FTA	Pct.	OR	DR	REB	Avg.	AST	PF	TO	BS	ST	PTS	Avg.
Desmon Farmer	32	20	1051	220	478	.460	73	208	.351	124	181	.685	33	92	125	3.9	86	66	63	6	33	637	19.9
Denham Brown	42	23	1340	309	665	.465	33	76	.434	131	167	.784	78	150	228	5.4	76	76	94	8	44	782	18.6
Marcus Vinicius	13	6	430	84	175	.480	26	70	.371	24	31	.774	11	76	87	6.7	31	24	31	3	16	218	16.8
Cheyne Gadson	22	16	755	138	301	.458	19	51	.373	63	83	.759	10	64	74	3.4	91	56	58	1	13	358	16.3
Alan Anderson	26	8	749	152	279	.545	19	42	.452	87	100	.870	47	53	100	3.8	69	77	80	0	27	410	15.8
Mike Hall	32	27	1180	196	398	.492	55	149	.369	55	65	.846	110	162	272	8.5	60	76	37	4	39	502	15.7
Will Conroy	42	41	1639	212	485	.437	46	133	.346	161	222	.725	49	166	215	5.1	447	91	172	1	54	631	15.0
John Edwards	5	2	113	26	43	.605	0	0	.000	13	16	.813	3	10	13	2.6	3	20	17	2	2	65	13.0
Jeff Varem	6	1	179	30	63	.476	7	17	.412	11	18	.611	20	28	48	8.0	18	10	13	4	10	78	13.0
Damir Markota	10	6	282	39	85	.459	12	31	.387	14	18	.778	7	41	48	4.8	18	15	25	6	7	104	10.4
Mustafa Al-Sayyad	13	5	244	40	69	.580	0	0	.000	27	50	.540	24	34	58	4.5	4	45	25	10	5	107	8.2
Jean Felix	50	29	1138	128	330	.388	62	172	.360	64	82	.780	60	163	223	4.5	67	124	54	10	59	382	7.6
Jason Fontenet	2	0	73	5	14	.357	1	2	.500	4	4	1.000	3	6	9	4.5	4	6	6	0	2	15	7.5
Frans Steyn	49	19	832	114	201	.567	0	1	.000	70	141	.496	75	122	197	4.0	5	185	71	34	12	298	6.1
Chris Ellis	7	7	145	15	33	.455	0	0	.000	11	12	.917	10	24	34	4.9	3	31	13	7	2	41	5.9
Marcus Taylor	22	5	330	52	112	.464	3	15	.200	13	14	.929	12	9	21	1.0	20	22	22	0	8	120	5.5
Morro Dos Santos	7	4	136	15	35	.429	0	0	.000	4	4	1.000	6	20	26	3.7	6	22	8	6	5	34	4.9
Cezary Trybanski	48	28	1101	90	162	.556	0	1	.000	54	67	.806	86	144	230	4.8	25	125	44	121	9	234	4.9
Jeremy Kelly	22	3	322	32	78	.410	10	34	.294	7	11	.636	5	27	32	1.5	64	53	18	1	16	81	3.7
Adam Spanich	11	0	99	7	28	.250	5	15	.333	3	3	1.000	2	6	8	0.7	7	9	7	1	0	22	2.0
J.J. Sullinger	2	0	13	1	3	.333	0	2	.000	0	0	.000	0	1	1	0.5	1	2	2	0	0	2	1.0
Scott Merritt	1	0	13	0	2	.000	0	0	.000	0	0	.000	0	1	1	1.0	0	1	1	2	1	0	0.0
Totals:	50		12165	1905	4039	.472	371	1019	.364	940	1289	.729	651	1399	2050	41.0	1105	1136	861	227	364	5121	102.4
Opponents:	50		12163	2015	4131	.488	303	793	.382	910	1238	.735	711	1479	2190	43.8	1156	1149	853	214	392	5243	104.9

2005-06 Regular-Season Statistics (23-23)

Player	G	GS	MIN	FGM	FGA	Pct.	3PM	3PA	Pct.	FTM	FTA	Pct.	OR	DR	REB	Avg.	AST	PF	TO	BS	ST	PTS	Avg.
John Lucas	33	33	1157	219	436	.502	61	137	.445	58	74	.784	29	74	103	3.1	128	73	45	2	50	557	16.9
Desmon Farmer	46	29	1514	266	581	.458	111	256	.434	123	176	.699	29	136	165	3.6	96	120	78	4	42	766	16.7
Brandon Bass	1	0	25	7	13	.538	0	0	.000	2	4	.500	4	1	5	5.0	0	1	1	2	0	16	16.0
Sean Banks	11	5	252	53	114	.465	10	30	.333	34	46	.739	14	22	36	3.3	11	19	30	2	4	150	13.6
Bernard King	33	21	1038	161	335	.481	18	69	.261	101	124	.815	44	83	127	3.8	149	128	89	6	26	441	13.4
Will Conroy	45	26	1424	213	433	.492	31	84	.369	131	202	.649	48	150	198	4.4	305	95	149	2	68	588	13.1
Ersan Ilyasova	44	19	1243	207	516	.401	67	191	.351	67	94	.713	57	243	300	6.8	45	146	88	43	26	548	12.5
Torrye Braggs	13	8	380	44	99	.444	0	1	.000	59	78	.756	28	64	92	7.1	34	54	50	3	13	147	11.3
Tang Hamilton	5	3	130	23	50	.460	2	2	1.000	8	10	.800	11	25	36	7.2	5	10	8	1	1	56	11.2
Eddie Basden	14	8	358	63	130	.485	7	23	.304	14	30	.467	18	45	63	4.5	39	23	30	1	34	147	10.5
Otis George	45	33	1113	173	341	.507	0	0	.000	110	163	.675	107	169	276	6.1	33	171	70	17	35	456	10.1
Tony Kitchings	14	5	295	55	96	.573	0	0	.000	20	39	.513	21	64	85	6.1	18	35	33	13	6	130	9.3
Shawnon Johnson	25	6	442	67	104	.644	0	0	.000	44	77	.571	39	57	96	3.8	25	77	51	16	5	178	7.1
Quemont Greer	11	0	92	21	43	.488	0	2	.000	14	18	.778	9	12	21	1.9	3	15	5	2	5	56	5.1
Marcus Taylor	8	0	58	16	29	.552	0	3	.000	1	1	1.000	3	1	4	0.5	6	7	5	0	0	33	4.1
Cezary Trybanski	43	15	708	56	101	.554	0	0	.000	48	68	.706	60	86	146	3.4	20	96	47	87	16	160	3.7
Marcus Hill	14	0	168	17	50	.340	4	14	.286	1	2	.500	8	18	26	1.9	15	21	7	3	5	39	2.8
Seamus Boxley	36	13	424	39	90	.433	0	4	.000	17	27	.630	21	40	61	1.7	20	24	18	3	13	95	2.6
Cedric Suitt	7	6	126	7	13	.538	0	0	.000	3	7	.429	11	16	27	3.9	1	21	15	10	4	17	2.4
Ronald Blackshear	3	0	25	2	10	.200	1	5	.200	0	0	.000	1	1	2	0.7	0	3	0	0	1	5	1.7
Anthony Wilkins	22	0	149	12	41	.293	2	15	.133	6	9	.667	0	20	20	0.9	16	8	9	0	3	32	1.5
Totals:	46		11117	1721	3625	.475	314	836	.376	861	1249	.689	562	1327	1889	41.1	969	1147	828	217	357	4617	100.4
Opponents:	46		11113	1701	3669	.464	207	581	.356	973	1363	.714	669	1390	2059	44.8	844	1114	818	156	349	4582	99.6

HISTORY AND RECORDS



YEAR-BY-YEAR RESULTS



2012-13 Game-by-Game Results (27-23)

Date	Opponent	W/L	Score	W/L Margin
11/25	at Idaho	W	89-76	+13
11/23	Texas	W	83-76	+7
11/25	Texas	W	91-89	+2
11/30	Rio Grande Valley	W	97-94	+3
12/5	Sioux Falls	L	101-110	-9
12/6	at Rio Grande Valley	L	87-99	-12
12/8	Rio Grande Valley	W	109-98	+11
12/9	Rio Grande Valley	W	85-81	+4
12/14	at Bakersfield	L	94-101	-7
12/15	at Bakersfield	W	114-98	+16
12/21	Iowa	W	104-91	+13
12/22	Canton	W	99-91	+8
12/28	at Canton	L	96-104	-8
12/29	at Canton	L	80-89	-9
1/4	Idaho	L	99-114	-5
1/5	Texas	L	80-116	-36
1/8	Maine (in Reno)	W	105-93	+12
1/10	Fort Wayne (in Reno)	L	115-121	-6
1/11	at Santa Cruz	L	72-93	-21
1/13	at Santa Cruz	L	80-92	-12
1/18	Austin	L	99-101	-2
1/19	Austin	W	96-87	+9
1/22	at Iowa	W	111-106	+5
1/25	Los Angeles	W	107-84	+23
1/26	Los Angeles	L	100-109	-9
1/28	at Erie	W	105-95	+10
1/30	at Springfield	W	107-100	+7
2/1	Erie	W	105-98	+7
2/2	Santa Cruz	L	90-105	-15

Date	Opponent	W/L	Score	W/L Margin
2/9	at Austin	L	103-106 (OT)	-3
2/10	at Texas	L	82-106	-24
2/12	at Texas	W	123-90	+33
2/22	at Sioux Falls	W	88-83	+5
2/23	at Sioux Falls	W	94-72	+22
2/26	Iowa	W	102-89	+13
3/1	Reno	W	92-88	+4
3/2	Sioux Falls	W	102-99	+3
3/7	Iowa	L	95-103	-8
3/10	at Iowa	W	110-99	+11
3/13	at Los Angeles	L	108-110	-2
3/15	at Idaho	W	110-95	+15
3/16	at Idaho	W	100-98 (OT)	+2
3/19	Bakersfield	L	70-101	-31
3/23	Iowa	W	93-85	+8
3/26	at Rio Grande Valley	L	94-104	-10
3/27	at Rio Grande Valley	L	105-118	-13
3/29	at Austin	W	91-90	+1
3/30	Austin	L	83-99	-16
4/2	at Sioux Falls	L	92-97	-5
4/4	at Iowa	L	112-118	-6
4/6	Fort Wayne	W	101-87	+14

Playoffs

4/10	Canton	W	119-99	+19
4/12	at Canton	L	80-102	-22
4/14	at Canton	W	100-98	+2
4/19	Rio Grande Valley	L	92-107	-15
4/21	at Rio Grande Valley	L	106-113	-7

2011-12 Game-by-Game Results (23-27)

Date	Opponent	W/L	Score	W/L Margin
11/25	at Idaho	W	89-76	+13
11/26	at Idaho	W	97-85	+12
11/30	at Texas	W	97-84	+13
12/2	at Austin	L	83-96	-13
12/3	Austin	W	109-96	+13
12/7	at Austin	L	80-94	-14
12/9	at Dakota	W	98-88	+10
12/11	at Dakota	L	80-93	-13
12/16	Reno	L	88-105	-17
12/17	Springfield	W	87-76	+11
12/23	at Erie	W	85-83	+2
12/29	Idaho	L	77-95	-18
12/30	at Texas	L	87-96	-9
1/5	Texas	W	107-86	+21
1/7	Maine	W	108-83	+25
1/8	Austin	L	90-91	-1
1/10	Texas	L	86-94	-8
1/12	at Fort Wayne	W	111-92	+19
1/13	at Dakota	L	109-113 (2OT)	-4
1/15	at Iowa	L	96-97	-1
1/16	Canton	L	103-110 (OT)	-7
1/18	at Texas	L	103-108	-5
1/21	at Iowa	W	98-91	+7
1/2	Dakota	W	89-78	+11
1/27	Fort Wayne	W	87-81	+6

Date	Opponent	W/L	Score	W/L Margin
1/28	Fort Wayne	L	82-94	-12
2/2	Reno	W	85-79	+6
2/4	Texas	W	96-81	+15
2/5	Texas	L	78-94	-16
2/8	at Los Angeles	L	98-110	-12
2/10	at Bakersfield	L	86-102	-16
2/11	at Bakersfield	L	96-107	-11
2/14	Idaho	L	92-100	-8
2/17	at Sioux Falls	W	119-114 (OT)	+5
2/19	at Sioux Falls	L	96-100	-4
2/21	Maine	L	84-86	-2
2/22	at Austin	L	87-114	-27
3/2	Rio Grande Valley	L	94-99	-5
3/3	Rio Grande Valley	W	109-100	+9
3/7	Idaho	W	94-87	+7
3/11	at Fort Wayne	W	91-89	+2
3/16	Springfield	W	106-97	+9
3/17	Springfield	W	97-88	+9
3/23	Iowa	L	95-101 (OT)	-6
3/24	Iowa	W	100-87	+13
3/27	Bakersfield	L	102-108	-6
3/30	at Rio Grande Valley	L	93-94	-1
3/31	at Rio Grande Valley	W	101-83	+18
4/6	at Maine	L	99-100	-1
4/7	at Maine	L	82-84	-2





YEAR-BY-YEAR RESULTS

2010-11 Game-by-Game Results (33-17)

Date	Opponent	W/L	Score	W/L Margin
11/19	at Bakersfield	L	101-104	-3
11/20	at Bakersfield	W	108-93	+15
11/26	Iowa	L	111-123	-12
11/27	Iowa	W	116-108	+8
12/2	Austin	W	94-83	+11
12/4	at Texas	L	99-110	-11
12/5	Rio Grande Valley	L	105-117	-12
12/10	at Sioux Falls	W	120-102	+18
12/11	at Sioux Falls	W	121-98	+23
12/14	at Texas	W	130-116	+14
12/16	Fort Wayne	W	100-93 (OT)	+7
12/17	Fort Wayne	L	80-92	-12
12/19	Iowa	W	109-104	+5
12/26	at Idaho	W	102-88	+14
12/28	at Reno	L	91-98	-7
12/30	at Austin	W	107-93	+14
1/1	at Texas	W	99-94	+5
1/2	at Austin	W	110-91	+19
1/5	Fort Wayne	W	115-86	+29
1/7	Fort Wayne	W	119-106	+13
1/8	at Texas	W	96-95 (OT)	+1
1/10	Sioux Falls	W	103-83	+20
1/12	at Dakota	W	96-92	+4
1/14	at New Mexico	W	113-107	+6
1/15	at New Mexico	W	100-95	+5
1/20	Reno	W	112-107 (OT)	+5
1/22	Texas	W	112-96	+6
1/27	at Springfield	W	107-101	+6

Date	Opponent	W/L	Score	W/L Margin
1/28	at Springfield	W	118-98	+20
1/30	at Maine	L	106-109	-3
2/4	Utah	W	100-96	+4
2/5	at Texas	L	110-94	-16
2/11	Utah	L	88-96	-12
2/12	Utah	L	95-113	-18
2/24	Erie	W	117-115	+2
2/26	Texas	W	94-86	+8
2/27	Sioux Falls	W	100-98	+2
3/4	at Erie	W	103-97	+6
3/5	at Erie	L	96-98	-2
3/11	Sioux Falls	L	76-91	-15
3/12	Sioux Falls	W	100-95	+5
3/14	at Utah	L	103-110	-7
3/16	at Idaho	L	85-94	-9
3/18	at New Mexico	W	107-91	+16
3/19	at New Mexico	L	86-99	-13
3/22	Austin	W	97-94	+3
3/25	Texas	L	85-105	-20
3/26	Rio Grande Valley	L	94-100	-6
4/1	Dakota	W	97-82	+15
4/2	Dakota	W	118-84	+34

Playoffs

4/6	at Texas	W	94-83	+11
4/8	Texas	W	104-89	+15
4/15	Iowa	L	96-103	-7
4/18	at Iowa	L	94-107	-13

2009-10 Game-by-Game Results (27-23)

Date	Opponent	W/L	Score	W/L Margin
11/27	Utah	L	85-100	-15
11/28	Utah	W	98-87	+11
12/1	at Austin	L	79-97	-18
12/2	at Austin	W	92-90	+2
12/4	at Rio Grande Valley	L	100-104	-4
12/5	Rio Grande Valley	L	89-94	-5
12/10	at Springfield	W	90-74	+16
12/12	at Springfield	W	98-91	+7
12/13	at Maine	L	82-87	-5
12/18	Rio Grande Valley	W	108-90	+18
12/19	Rio Grande Valley	W	94-89 (OT)	+5
12/26	at Reno	L	87-102	-15
12/27	at Reno	W	100-95	+5
1/2	Sioux Falls	W	126-110	+16
1/3	Sioux Falls	W	113-98	+15
1/5	at Utah	W	99-96	+3
1/7	Albuquerque	L	97-101	-4
1/14	Austin	W	103-95	+8
1/16	Erie	L	91-97	-6
1/17	Erie	L	97-102	-5
1/22	at Sioux Falls	W	121-119 (OT)	+2
1/23	at Sioux Falls	L	90-98	-8
1/28	Iowa	L	104-107	-3
1/29	Iowa	W	111-87	+24
1/31	Sioux Falls	L	106-113	-7
2/3	at Utah	L	103-111	-8
2/5	at Utah	W	103-96	+7
2/6	at Bakersfield	L	111-112 (OT)	-1
2/8	at Los Angeles	W	101-100	+1
2/10	at Los Angeles	W	102-90	+12

Date	Opponent	W/L	Score	W/L Margin
2/18	Maine	W	113-107	+6
2/25	Springfield	W	107-101	+6
2/27	at Reno	W	96-94	+2
2/28	at Reno	L	101-113	-12
3/2	at Austin	L	87-95	-8
3/4	Austin	W	100-88	+12
3/5	Dakota	W	106-96 (2OT)	+10
3/7	Fort Wayne	W	98-94	+4
3/8	Fort Wayne	W	101-77	+24
3/13	at Rio Grande Valley	L	103-126	-23
3/14	at Rio Grande Valley	L	101-106	-5
3/19	at Idaho	L	113-124	-11
3/20	at Idaho	L	95-110	-15
3/25	Bakersfield	L	109-120	-11
3/26	Albuquerque	W	106-86	+20
3/28	Albuquerque	W	100-84	+16
3/31	at Austin	W	109-104	+5
4/2	Iowa	W	125-87	+38
4/3	Iowa	L	93-105	-12
4/4	at Reno	L	88-105	-17

Playoffs

4/8	Sioux Falls	W	119-109	+10
4/9	at Sioux Falls	L	99-106	-7
4/11	at Sioux Falls	W	111-101	+10
4/16	Iowa	L	102-107	-5
4/18	at Iowa	W	117-106	+11
4/20	at Iowa	W	127-122	+5
4/25	Rio Grande Valley	L	107-124	-17
4/27	at Rio Grande Valley	L	91-94	-3



YEAR-BY-YEAR RESULTS



2008-09 Game-by-Game Results (15-35)

Date	Opponent	W/L	Score	W/L Margin
11/28...	at Rio Grande Valley	L	82-83	-1
11/29...	at Austin	L	91-105	-14
12/5.....	Albuquerque	L	93-102	-9
12/7.....	at Los Angeles	W	101-97	+4
12/9.....	at Anaheim	W	97-94	+3
12/11...	at Bakersfield	L	98-107	-9
12/13...	at Sioux Falls	L	91-99	-8
12/14...	at Dakota	L	94-114	-20
12/18...	Rio Grande Valley	L	80-89	-9
12/20...	Colorado	W	111-104	+7
12/23...	at Colorado	L	95-99	-3-8
12/26...	at Austin	L	78-89	-11
12/28...	Colorado	L	125-128	-3
12/30...	Utah	L	82-98	-16
1/2.....	at Colorado	W	115-108	+7
1/4.....	at Reno	L	103-112	-9
1/6.....	Erie	W	94-85	+9
1/8.....	at Idaho	L	68-82	-14
1/16.....	Rio Grande Valley	L	100-104	-4
1/18.....	Anaheim	L	97-100	-3
1/21.....	at Rio Grande Valley	W	113-103	+10
1/23.....	at Utah	L	95-105	-10
1/27.....	at Iowa	L	78-91	-13
1/30.....	Austin	L	91-111	-20
1/31.....	Austin	L	88-102	-14

Date	Opponent	W/L	Score	W/L Margin
2/5.....	Reno	L	93-100	-7
2/7.....	Idaho	W	110-106	+4
2/8.....	Sioux Falls	L	102-111	-9
2/11.....	at Colorado	L	128-138	-10
2/20.....	Albuquerque	L	110-113	-3
2/21.....	Albuquerque	L	114-120	-6
2/27.....	Fort Wayne	L	116-123	-7
2/28.....	Austin	L	83-89	-6
3/5.....	at Erie	L	92-108	-16
3/7.....	Rio Grande Valley	L	96-99	-3
3/8.....	Rio Grande Valley	L	101-124	-23
3/12.....	Iowa	W	108-107	+1
3/13.....	Austin	L	109-111	-2
3/15.....	at Albuquerque	W	100-97	+3
3/17.....	at Albuquerque	L	93-101	-8
3/18.....	at Colorado	L	103-116	-13
3/21.....	Los Angeles	W	98-97	+1
3/22.....	Dakota	W	112-102	+10
3/27.....	at Rio Grande Valley	W	112-110	+2
3/29.....	Bakersfield	W	98-91	+7
4/1.....	at Austin	L	119-131	-12
4/3.....	Colorado	W	121-119	+2
4/5.....	at Fort Wayne	L	86-105	-19
4/10.....	at Albuquerque	L	115-119	-4
4/11.....	at Albuquerque	W	104-98	+6

2007-08 Game-by-Game Results (26-24)

Date	Opponent	W/L	Score	W/L Margin
11/23...	at Fort Wayne	W	88-80	+8
11/24...	at Sioux Falls	W	117-109	+8
11/30...	Colorado	L	100-104	-4
12/2.....	Rio Grande Valley	L	103-107	-4
12/8.....	at Austin	L	105-109	-4
12/9.....	at Rio Grande Valley	L	99-106	-7
12/15...	Iowa	W	113-81	+32
12/19...	Fort Wayne	W	122-92	+30
12/21...	at Dakota	L	108-131	-23
12/23...	at Iowa	L	113-118	-5
12/27...	at Austin	L	79-90	-11
12/28...	at Austin	L	87-113	-26
12/30...	Austin	L	98-103	-5
1/4.....	at Idaho	L	92-101	-9
1/5.....	at Utah	W	111-103	-8
1/9.....	at Bakersfield	W	125-115	+10
1/10.....	at Colorado	W	112-110 (OT)	+2
1/12.....	Rio Grande Valley	W	117-92	+25
1/16.....	at Albuquerque	W	94-79	+15
1/17.....	Colorado	L	92-121	-29
1/19.....	Anaheim	W	94-93	+1
1/24.....	Dakota	W	110-100	+10
1/26.....	Austin	W	114-107	+7
1/27.....	Austin	W	120-119	+1
2/1.....	Rio Grande Valley	W	113-100	+13

Date	Opponent	W/L	Score	W/L Margin
2/2.....	Austin	W	117-105	+12
2/8.....	Albuquerque	L	108-124	-16
2/9.....	Albuquerque	W	113-104	+9
2/14.....	Los Angeles	L	99-113	-14
2/19.....	at Los Angeles	L	100-104	-4
2/20.....	at Anaheim	W	132-131	+1
2/22.....	Utah	L	99-119	-20
2/24.....	Bakersfield	W	117-88	+29
2/28.....	at Albuquerque	W	112-103	+9
3/1.....	at Colorado	W	119-116 (OT)	+3
3/7.....	Albuquerque	L	98-110	-12
3/8.....	Sioux Falls	W	107-104	+3
3/13.....	Colorado	W	111-102	+9
3/14.....	Rio Grande Valley	W	123-117 (OT)	+6
3/20.....	at Albuquerque	L	104-119	-15
3/21.....	at Albuquerque	L	108-114	-6
3/24.....	at Rio Grande Valley	L	94-109	-15
3/25.....	at Rio Grande Valley	W	98-93	+5
3/29.....	at Colorado	W	122-121	+1
3/30.....	at Colorado	L	83-107	-24
4/3.....	Colorado	L	81-86	-5
4/5.....	Albuquerque	L	112-118	-6
4/6.....	Idaho	L	117-123	-6
4/11.....	at Rio Grande Valley	L	95-101	-6
4/12.....	at Austin	W	114-109	+5

HISTORY AND RECORDS





YEAR-BY-YEAR RESULTS

2006-07 Game-by-Game Results (21-29)

Date	Opponent	W/L	Score	W/L Margin
11/24	Arkansas	L	95-98	-3
11/25	Arkansas	W	115-111(OT)	+4
12/1	Dakota	W	105-100	+5
12/2	Dakota	L	81-105	-24
12/6	Austin	W	88-84	+4
12/8	at Los Angeles	L	77-90	-23
12/9	at Bakersfield	W	113-95	+18
12/12	at Anaheim	W	105-98	+7
12/15	at Fort Worth	L	91-97	-6
12/16	Fort Worth	L	100-110	-10
12/19	Bakersfield	W	120-117(OT)	+3
12/22	Bakersfield	L	106-116	-10
12/23	Anaheim	L	78-88	-10
12/29	at Arkansas	W	103-98(OT)	+5
12/30	at Arkansas	W	110-106	+4
1/3	at Colorado	L	108-130	-22
1/5	Sioux Falls	L	112-123	-11
1/6	at Sioux Falls	W	119-115	+4
1/12	at Dakota	L	99-119	-20
1/13	Colorado	L	118-121(OT)	-3
1/16	at Albuquerque	W	100-97	+3
1/17	Anaheim	L	92-107	-15
1/19	at Austin	L	89-105	-16
1/20	at Austin	L	81-88	-7
1/26	Sioux Falls	W	98-90	+8

Date	Opponent	W/L	Score	W/L Margin
1/27	Sioux Falls	W	126-123(OT)	+3
2/2	at Colorado	L	104-113	-9
2/3	at Dakota	W	112-105	+7
2/6	Idaho	L	84-91	-7
2/9	Idaho	L	96-101	-5
2/10	Albuquerque	L	101-120	-19
2/13	at Anaheim	W	108-97	+11
2/15	at Los Angeles	L	106-114	-8
2/22	at Idaho	L	124-127(OT)	-3
3/4	at Fort Worth	L	95-110	-15
3/7	Los Angeles	W	103-96	+7
3/9	Austin	W	125-93	+32
3/10	Arkansas	W	110-96	+14
3/13	at Fort Worth	L	81-92	-11
3/18	at Dakota	L	99-110	-11
3/23	at Sioux Falls	L	105-115	-10
3/24	at Sioux Falls	L	104-123	-19
3/28	Albuquerque	W	112-107(OT)	+5
3/30	Fort Worth	W	123-99	+24
3/31	Fort Worth	L	99-100	-1
4/1	Dakota	W	115-107(OT)	+8
4/6	Austin	L	97-99	-2
4/7	at Arkansas	L	115-118	-3
4/10	at Austin	W	97-76	+21
4/13	at Idaho	L	77-103	-26

2005-06 Game-by-Game Results (23-23)

Date	Opponent	W/L	Score	W/L Margin
11/18	Albuquerque	L	68-80	-12
11/19	Albuquerque	W	102-99	+3
11/23	at Fort Worth	L	80-81	-1
11/25	at Albuquerque	L	88-98	-10
11/27	at Albuquerque	L	82-93	-11
12/1	Fayetteville	W	91-84	+7
12/3	Fayetteville	W	91-85	+6
12/10	Roanoke	L	102-107	-5
12/18	at Albuquerque	L	90-104	-14
12/22	at Arkansas	W	107-96	+11
12/27	at Fort Worth	W	87-85	+2
12/28	at Austin	L	107-114	-7
12/30	at Austin	L	103-105	-2
12/31	Arkansas	W	104-88	+16
1/6	Arkansas	W	105-103(OT)	+2
1/7	Arkansas	L	98-100	-2
1/13	at Arkansas	W	102-97	+5
1/15	at Albuquerque	L	83-105	-22
1/16	Fort Worth	W	100-89	+11
1/18	at Florida	L	99-106	-7
1/19	at Florida	L	108-114	-6
1/28	Florida	L	93-102	-9
1/29	Florida	W	92-73	+19

Date	Opponent	W/L	Score	W/L Margin
2/2	Arkansas	L	109-112(OT)	-3
2/3	at Arkansas	W	118-115	+3
2/10	Austin	L	87-97	-10
2/11	Fort Worth	W	102-99(OT)	+3
2/15	Roanoke	L	121-128	-7
2/18	Austin	L	98-100	-2
2/25	at Austin	L	81-98	-17
2/26	at Austin	W	109-102	+7
3/3	Fort Worth	L	90-99	-9
3/4	Austin	W	120-103	+17
3/9	Roanoke	W	139-108	+31
3/11	at Fort Worth	L	69-96	-27
3/12	at Fort Worth	W	96-85	+11
3/17	at Fayetteville	L	110-120	-10
3/19	at Fayetteville	L	102-106	-4
3/21	at Fayetteville	W	120-106	+14
3/28	Austin	W	110-105	+5
3/30	at Arkansas	W	123-105	+18
4/1	at Roanoke	W	124-105	+19
4/2	at Roanoke	L	91-100	-9
4/5	Florida	W	99-95	+4
4/7	Albuquerque	W	119-104	+15
4/8	Fort Worth	W	98-86	+12

HISTORY AND RECORDS



RECORDS VS. OPPONENTS



All-Time Records vs. Opponents

66ers vs.	REGULAR SEASON						PLAYOFFS					
	TOTALS		HOME		ROAD		TOTALS		HOME		ROAD	
	W	L	W	L	W	L	W	L	W	L	W	L
Albuquerque*	15	19	7	9	8	10	-	-	-	-	-	-
Anaheim*	5	3	1	3	4	0	-	-	-	-	-	-
Arkansas*	10	4	4	3	6	1	-	-	-	-	-	-
Austin	21	28	13	11	8	17	-	-	-	-	-	-
Bakersfield	7	10	3	4	4	6	-	-	-	-	-	-
Canton	1	3	1	1	0	2	2	1	1	0	1	1
Colorado*	7	11	3	5	4	6	-	-	-	-	-	-
Dakota*	11	7	8	1	3	6	-	-	-	-	-	-
Erie	6	4	3	2	3	2	-	-	-	-	-	-
Fayetteville*	3	2	2	0	1	2	-	-	-	-	-	-
Florida*	2	3	2	1	0	2	-	-	-	-	-	-
Fort Wayne	11	5	8	3	3	2	-	-	-	-	-	-
Fort Worth*	6	8	4	3	2	5	-	-	-	-	-	-
Idaho	7	13	2	5	5	7	-	-	-	-	-	-
Iowa	13	9	10	5	3	4	2	3	0	2	2	1
Los Angeles	6	7	3	2	3	5	-	-	-	-	-	-
Maine	3	5	2	1	1	4	-	-	-	-	-	-
Reno	5	7	3	2	2	5	-	-	-	-	-	-
Rio Grande Valley	13	20	9	9	4	11	0	4	0	2	0	2
Roanoke*	2	3	1	2	1	1	-	-	-	-	-	-
Santa Cruz	0	3	0	1	0	2	-	-	-	-	-	-
Sioux Falls	17	11	9	5	8	6	2	1	1	0	1	1
Springfield	9	0	4	0	5	0	-	-	-	-	-	-
Texas	11	9	6	4	5	5	2	0	1	0	1	0
Utah*	4	12	2	5	2	4	-	-	-	-	-	-

*Defunct team





ALL-TIME ROSTER

WINK ADAMS **G** **6-0** **200** **UNLV**

YEAR	G	GS	MIN	FGM	FGA	Pct.	FTM	FTA	Pct.	3PM	3PA	Pct.	PTS	Avg.	OR	DR	REB	Avg.	AST	PF	TO	BS	ST
09-10	9	2	202	20	50	0.400	1	2	0.500	1	10	0.100	42	4.7	3	25	28	3.1	27	16	14	0	15

MAURICE AGER **G** **6-5** **202** **MICHIGAN STATE**

*2007-08 NBA Assignment from Dallas Mavericks

YEAR	G	GS	MIN	FGM	FGA	Pct.	FTM	FTA	Pct.	3PM	3PA	Pct.	PTS	Avg.	OR	DR	REB	Avg.	AST	PF	TO	BS	ST
06-07	8	5	269	47	117	0.402	29	48	0.604	16	37	0.432	139	17.4	1	14	15	1.9	15	19	15	0	6

COLE ALDRICH **C** **6-11** **245** **KANSAS**

YEAR	G	GS	MIN	FGM	FGA	Pct.	FTM	FTA	Pct.	3PM	3PA	Pct.	PTS	Avg.	OR	DR	REB	Avg.	AST	PF	TO	BS	ST
10-11	21	21	615	86	158	0.544	45	56	0.804	0	0	-	217	10.3	54	127	181	8.6	27	82	37	55	10

XAVIER ALEXANDER **G** **6-6** **225** **SOUTHERN NAZARENE**

YEAR	G	GS	MIN	FGM	FGA	Pct.	FTM	FTA	Pct.	3PM	3PA	Pct.	PTS	Avg.	OR	DR	REB	Avg.	AST	PF	TO	BS	ST
11-12	42	9	918	103	250	0.412	48	104	0.462	10	39	0.256	264	6.3	55	84	139	6.3	75	98	59	15	36

MUSTAFA AL-SAYYAD **F** **6-9** **235** **FRESNO STATE**

YEAR	G	GS	MIN	FGM	FGA	Pct.	FTM	FTA	Pct.	3PM	3PA	Pct.	PTS	Avg.	OR	DR	REB	Avg.	AST	PF	TO	BS	ST
06-07	13	5	253	40	70	0.571	27	50	0.540	0	0	0.000	107	8.2	24	34	58	4.5	4	45	25	10	6
07-08	6	0	42	8	12	0.667	8	12	0.667	1	2	0.500	25	4.2	3	2	5	0.8	4	2	7	0	0

ALAN ANDERSON **G** **6-6** **223** **MICHIGAN STATE**

*2006-07 NBA Call-Up to Charlotte Bobcats

YEAR	G	GS	MIN	FGM	FGA	Pct.	FTM	FTA	Pct.	3PM	3PA	Pct.	PTS	Avg.	OR	DR	REB	Avg.	AST	PF	TO	BS	ST
06-07	26	8	748	152	279	0.545	87	100	0.870	19	42	0.452	410	15.8	47	53	100	3.8	69	77	80	0	26

RON ANDERSON **F** **6-8** **280** **SOUTH FLORIDA**

YEAR	G	GS	MIN	FGM	FGA	Pct.	FTM	FTA	Pct.	3PM	3PA	Pct.	PTS	Avg.	OR	DR	REB	Avg.	AST	PF	TO	BS	ST
12-13	44	17	911	105	214	.491	52	107	0.486	0	1	0.000	262	6.0	103	112	215	4.9	55	98	46	23	22

SEAN BANKS **F** **6-8** **210** **MEMPHIS**

*2005-06 NBA Assignment from New Orleans Hornets

YEAR	G	GS	MIN	FGM	FGA	Pct.	FTM	FTA	Pct.	3PM	3PA	Pct.	PTS	Avg.	OR	DR	REB	Avg.	AST	PF	TO	BS	ST
05-06	12	5	269	54	117	0.462	34	46	0.739	10	32	0.313	152	12.7	15	24	39	3.3	12	20	32	2	5

BRIAN BARKDOLL **C** **6-11** **255** **NORTHWEST NAZARENE**

YEAR	G	GS	MIN	FGM	FGA	Pct.	FTM	FTA	Pct.	3PM	3PA	Pct.	PTS	Avg.	OR	DR	REB	Avg.	AST	PF	TO	BS	ST
11-12	29	3	212	15	33	0.455	5	7	0.000	0	0	0.000	35	1.2	14	30	44	1.5	5	37	6	3	4

RODNEY BARTHOLOMEW **F** **6-8** **230** **INDIANA TECH**

YEAR	G	GS	MIN	FGM	FGA	Pct.	FTM	FTA	Pct.	3PM	3PA	Pct.	PTS	Avg.	OR	DR	REB	Avg.	AST	PF	TO	BS	ST
12-13	47	3	734	102	199	0.513	48	75	0.640	1	2	0.500	253	5.4	89	131	220	4.7	33	116	51	11	24

EDDIE BASDEN **G** **6-5** **216** **CHARLOTTE**

*2005-06 NBA Assignment from Chicago Bulls

YEAR	G	GS	MIN	FGM	FGA	Pct.	FTM	FTA	Pct.	3PM	3PA	Pct.	PTS	Avg.	OR	DR	REB	Avg.	AST	PF	TO	BS	ST
05-06	14	8	356	63	130	0.485	14	30	0.467	7	23	0.304	147	10.5	18	45	63	4.5	39	23	30	1	34

BRANDON BASS **F** **6-8** **240** **LOUISIANA STATE**

*2005-06 NBA Assignment from New Orleans Hornets

YEAR	G	GS	MIN	FGM	FGA	Pct.	FTM	FTA	Pct.	3PM	3PA	Pct.	PTS	Avg.	OR	DR	REB	Avg.	AST	PF	TO	BS	ST
05-06	1	0	26	7	13	0.538	2	4	0.500	0	0	0.000	16	16.0	4	1	5	5.0	0	1	1	2	0

RONALD BLACKSHEAR **G** **6-5** **210** **MARSHALL**

YEAR	G	GS	MIN	FGM	FGA	Pct.	FTM	FTA	Pct.	3PM	3PA	Pct.	PTS	Avg.	OR	DR	REB	Avg.	AST	PF	TO	BS	ST
05-06	3	0	25	2	10	0.200	0	0	0.000	1	5	0.200	5	1.7	1	1	2	0.7	0	3	0	0	1

HISTORY AND RECORDS



ALL-TIME ROSTER



MATT BOULDIN G 6-5 230 GONZAGA

YEAR	G	GS	MIN	FGM	FGA	Pct.	FTM	FTA	Pct.	3PM	3PA	Pct.	PTS	Avg.	OR	DR	REB	Avg.	AST	PF	TO	BS	ST
10-11	9	1	199	22	58	0.379	19	25	0.760	4	15	0.267	67	7.4	6	17	23	2.6	28	26	12	4	8

SEAMUS BOXLEY F 6-7 225 PORTLAND STATE

YEAR	G	GS	MIN	FGM	FGA	Pct.	FTM	FTA	Pct.	3PM	3PA	Pct.	PTS	Avg.	OR	DR	REB	Avg.	AST	PF	TO	BS	ST
05-06	38	15	475	48	108	0.444	19	30	0.633	0	6	0.000	115	3.0	21	42	63	1.7	21	29	20	5	13

TORRAYE BRAGGS F 6-8 245 XAVIER

YEAR	G	GS	MIN	FGM	FGA	Pct.	FTM	FTA	Pct.	3PM	3PA	Pct.	PTS	Avg.	OR	DR	REB	Avg.	AST	PF	TO	BS	ST
05-06	14	8	400	47	106	0.443	64	85	0.753	0	1	0.000	158	11.3	29	64	93	6.6	35	58	55	3	14

DWIGHT BREWINGTON G 6-5 190 LIBERTY

YEAR	G	GS	MIN	FGM	FGA	Pct.	FTM	FTA	Pct.	3PM	3PA	Pct.	PTS	Avg.	OR	DR	REB	Avg.	AST	PF	TO	BS	ST
07-08	21	0	326	61	120	0.508	26	35	0.743	6	17	0.353	154	7.3	29	37	66	3.1	22	32	26	6	6

BRANDON BROOKS G 6-2 185 ALABAMA STATE

YEAR	G	GS	MIN	FGM	FGA	Pct.	FTM	FTA	Pct.	3PM	3PA	Pct.	PTS	Avg.	OR	DR	REB	Avg.	AST	PF	TO	BS	ST
10-11	33	4	521	55	121	0.455	19	21	0.905	8	29	0.276	137	4.2	12	40	52	1.6	99	36	44	7	18
12-13	4	0	27	1	7	0.143	1	1	1.000	0	2	0.000	3	0.8	1	1	2	0.5	4	3	4	0	0

CECIL BROWN G 6-4 185 UC SANTA BARBARA

YEAR	G	GS	MIN	FGM	FGA	Pct.	FTM	FTA	Pct.	3PM	3PA	Pct.	PTS	Avg.	OR	DR	REB	Avg.	AST	PF	TO	BS	ST
09-10	30	13	912	147	306	0.480	80	95	0.842	48	103	0.466	422	14.1	5	69	74	2.5	71	54	43	3	20

DENHAM BROWN G 6-5 215 CONNECTICUT

YEAR	G	GS	MIN	FGM	FGA	Pct.	FTM	FTA	Pct.	3PM	3PA	Pct.	PTS	Avg.	OR	DR	REB	Avg.	AST	PF	TO	BS	ST
06-07	42	24	1351	309	667	0.463	131	168	0.780	33	76	0.434	782	18.6	78	150	228	5.4	76	76	94	8	44

RASUAL BUTLER G 6-7 215 LA SALLE

YEAR	G	GS	MIN	FGM	FGA	Pct.	FTM	FTA	Pct.	3PM	3PA	Pct.	PTS	Avg.	OR	DR	REB	Avg.	AST	PF	TO	BS	ST
12-13	31	23	1010	201	475	0.423	90	107	0.841	60	173	0.347	552	17.8	31	128	159	5.1	47	44	62	43	21

DWIGHT BUYCKS G 6-3 190 MARQUETTE

YEAR	G	GS	MIN	FGM	FGA	Pct.	FTM	FTA	Pct.	3PM	3PA	Pct.	PTS	Avg.	OR	DR	REB	Avg.	AST	PF	TO	BS	ST
11-12	28	2	751	165	332	0.497	68	88	0.773	26	74	0.351	424	15.1	23	53	76	2.7	74	41	59	1	35

RUSSELL CARTER G 6-4 220 NOTRE DAME

YEAR	G	GS	MIN	FGM	FGA	Pct.	FTM	FTA	Pct.	3PM	3PA	Pct.	PTS	Avg.	OR	DR	REB	Avg.	AST	PF	TO	BS	ST
07-08	6	5	160	25	55	0.455	10	12	0.833	2	9	0.222	62	10.3	16	17	33	5.5	15	18	6	0	5

TWEETY CARTER G 5-11 185 BAYLOR

YEAR	G	GS	MIN	FGM	FGA	Pct.	FTM	FTA	Pct.	3PM	3PA	Pct.	PTS	Avg.	OR	DR	REB	Avg.	AST	PF	TO	BS	ST
10-11	31	13	823	115	283	0.406	70	87	0.805	50	134	0.373	350	2.0	9	52	61	2.0	120	60	58	0	23

KEITH CLARK F 6-8 242 OKLAHOMA

YEAR	G	GS	MIN	FGM	FGA	Pct.	FTM	FTA	Pct.	3PM	3PA	Pct.	PTS	Avg.	OR	DR	REB	Avg.	AST	PF	TO	BS	ST
08-09	49	29	1350	233	466	0.500	104	167	0.623	20	87	0.230	590	12.0	84	249	333	6.8	71	167	87	42	40
09-10	5	2	99	12	23	0.522	9	13	0.692	0	1	0.000	34	6.8	4	15	19	3.8	4	12	6	1	5

KEITH CLOSS C 7-2 215 C. CONNECTICUT STATE

YEAR	G	GS	MIN	FGM	FGA	Pct.	FTM	FTA	Pct.	3PM	3PA	Pct.	PTS	Avg.	OR	DR	REB	Avg.	AST	PF	TO	BS	ST
07-08	49	11	914	120	200	0.600	61	89	0.685	1	3	0.333	302	6.2	65	150	215	4.4	32	77	50	133	17

HISTORY AND RECORDS





ALL-TIME ROSTER

BEN COLON																							
G											6-8		225		FLORIDA STATE COLLEGE								
YEAR	G	GS	MIN	FGM	FGA	Pct.	FTM	FTA	Pct.	3PM	3PA	Pct.	PTS	Avg.	OR	DR	REB	Avg.	AST	PF	TO	BS	ST
11-12	11	0	181	12	28	0.429	6	13	0.462	0	0	0.000	30	2.7	17	27	44	4.0	5	29	12	4	8

WILL CONROY																						
G											6-2		195		WASHINGTON							

*2006-07 NBA Call-Up to Memphis Grizzlies

YEAR	G	GS	MIN	FGM	FGA	Pct.	FTM	FTA	Pct.	3PM	3PA	Pct.	PTS	Avg.	OR	DR	REB	Avg.	AST	PF	TO	BS	ST
05-06	47	26	1464	219	448	0.489	136	210	0.648	31	87	0.356	605	12.9	48	151	199	4.2	314	98	151	2	71
06-07	42	41	1648	212	488	0.434	161	224	0.719	46	131	0.351	631	15.0	49	166	215	5.1	447	91	172	1	54

WILL CREEKMORE																						
G											6-9		235		MISSOURI STATE							

YEAR	G	GS	MIN	FGM	FGA	Pct.	FTM	FTA	Pct.	3PM	3PA	Pct.	PTS	Avg.	OR	DR	REB	Avg.	AST	PF	TO	BS	ST
11-12	9	0	61	3	14	0.214	1	2	0.500	0	0	0.000	7	0.8	4	10	14	1.6	1	15	4	4	3
12-13	4	0	39	5	14	0.357	2	4	0.500	0	3	0.000	12	3.0	2	6	8	2.0	3	3	2	1	0

DERRICK DIAL																						
G											6-4		184		E. MICHIGAN							

YEAR	G	GS	MIN	FGM	FGA	Pct.	FTM	FTA	Pct.	3PM	3PA	Pct.	PTS	Avg.	OR	DR	REB	Avg.	AST	PF	TO	BS	ST
06-07	4	2	108	21	45	0.467	8	10	0.800	7	17	0.412	57	14.3	6	15	21	5.3	6	11	6	1	5
07-08	47	13	1392	237	516	0.459	87	131	0.664	64	185	0.346	625	13.3	55	187	242	5.1	173	118	70	30	33

MORRO DOS SANTOS																						
F											6-11		230		BRAZIL							

YEAR	G	GS	MIN	FGM	FGA	Pct.	FTM	FTA	Pct.	3PM	3PA	Pct.	PTS	Avg.	OR	DR	REB	Avg.	AST	PF	TO	BS	ST
06-07	7	4	136	15	35	0.429	4	4	1.000	0	0	0.000	34	4.9	6	20	26	3.7	6	22	8	6	5

ZABIAN DOWDELL																						
G											6-3		195		VIRGINIA TECH							

YEAR	G	GS	MIN	FGM	FGA	Pct.	FTM	FTA	Pct.	3PM	3PA	Pct.	PTS	Avg.	OR	DR	REB	Avg.	AST	PF	TO	BS	ST
09-10	10	2	270	52	98	0.531	22	32	0.688	3	15	0.200	129	12.9	8	22	30	3.0	37	19	19	0	9
10-11	18	18	528	95	230	0.413	57	75	0.792	14	45	0.311	261	14.5	6	32	38	2.1	82	45	32	2	43

RONALD DUPREE																						
F											6-7		209		LOUISIANA STATE							

*2007-08 NBA Call-Up to Seattle SuperSonics

YEAR	G	GS	MIN	FGM	FGA	Pct.	FTM	FTA	Pct.	3PM	3PA	Pct.	PTS	Avg.	OR	DR	REB	Avg.	AST	PF	TO	BS	ST
06-07	9	2	282	67	115	0.583	16	27	0.593	5	11	0.455	155	17.2	12	41	53	5.9	21	28	27	2	9
07-08	18	16	660	126	268	0.470	92	133	0.692	15	48	0.313	359	19.9	24	95	119	6.6	67	53	59	9	28

JEROME DYSON																						
G											6-3		180		CONNECTICUT							

YEAR	G	GS	MIN	FGM	FGA	Pct.	FTM	FTA	Pct.	3PM	3PA	Pct.	PTS	Avg.	OR	DR	REB	Avg.	AST	PF	TO	BS	ST
10-11	47	10	1266	242	554	0.437	180	226	0.796	65	196	0.332	729	15.5	31	114	145	3.1	108	123	125	16	74
11-12	44	44	1497	254	613	0.414	220	292	0.753	55	193	0.285	783	17.8	47	109	156	3.5	172	143	154	10	73

BYRON EATON																						
G											5-11		215		OKLAHOMA STATE							

YEAR	G	GS	MIN	FGM	FGA	Pct.	FTM	FTA	Pct.	3PM	3PA	Pct.	PTS	Avg.	OR	DR	REB	Avg.	AST	PF	TO	BS	ST
09-10	2	0	18	1	7	0.143	0	0	0.000	0	1	0.000	2	1.0	0	4	4	2.0	1	4	5	0	0

JOHN EDWARDS																						
C											7-0		275		KENT STATE							

YEAR	G	GS	MIN	FGM	FGA	Pct.	FTM	FTA	Pct.	3PM	3PA	Pct.	PTS	Avg.	OR	DR	REB	Avg.	AST	PF	TO	BS	ST
06-07	5	2	113	26	43	0.605	13	16	0.813	0	0	0.000	65	13.0	3	10	13	2.6	3	20	17	2	2

MOSES EHAMBE																						
G											6-6		200		ORAL ROBERTS							

YEAR	G	GS	MIN	FGM	FGA	Pct.	FTM	FTA	Pct.	3PM	3PA	Pct.	PTS	Avg.	OR	DR	REB	Avg.	AST	PF	TO	BS	ST
08-09	50	4	947	177	431	0.411	47	56	0.839	103	248	0.415	504	10.1	12	73	85	1.7	39	54	40	2	21
09-10	50	18	1389	244	551	0.443	45	53	0.459	117	255	0.459	650	13.0	19	113	132	2.6	53	78	53	10	24

HISTORY AND RECORDS



ALL-TIME ROSTER



CHRIS ELLIS **F** **6-9** **265** **WAKE FOREST**

YEAR	G	GS	MIN	FGM	FGA	Pct.	FTM	FTA	Pct.	3PM	3PA	Pct.	PTS	Avg.	OR	DR	REB	Avg.	AST	PF	TO	BS	ST
06-07	7	7	151	15	33	0.455	11	12	0.917	0	0	0.000	41	5.9	10	24	34	4.9	3	31	13	7	2
07-08	48	19	816	98	202	0.485	72	107	0.673	1	5	0.200	269	5.6	78	132	210	4.4	33	147	59	36	19
08-09	20	6	384	43	114	0.377	48	59	0.814	0	1	0.000	134	6.7	47	56	103	5.2	21	61	36	8	12

GARY ERVIN **G** **6-0** **182** **ARKANSAS**

YEAR	G	GS	MIN	FGM	FGA	Pct.	FTM	FTA	Pct.	3PM	3PA	Pct.	PTS	Avg.	OR	DR	REB	Avg.	AST	PF	TO	BS	ST
08-09	25	0	455	71	151	0.470	54	70	0.771	4	19	0.211	200	8.0	19	42	61	2.4	75	41	29	2	23

TERRELL EVERETT **G** **6-4** **185** **OKLAHOMA**

YEAR	G	GS	MIN	FGM	FGA	Pct.	FTM	FTA	Pct.	3PM	3PA	Pct.	PTS	Avg.	OR	DR	REB	Avg.	AST	PF	TO	BS	ST
08-09	2	1	39	3	16	0.188	3	3	1.000	0	0	0.000	9	4.5	0	3	3	1.5	4	6	5	1	1

DESMON FARMER **G** **6-5** **215** **SOUTHERN CALIFORNIA**

YEAR	G	GS	MIN	FGM	FGA	Pct.	FTM	FTA	Pct.	3PM	3PA	Pct.	PTS	Avg.	OR	DR	REB	Avg.	AST	PF	TO	BS	ST
05-06	48	30	1545	274	604	0.454	128	184	0.696	113	264	0.428	789	16.4	30	142	172	3.6	102	126	84	4	44
06-07	32	20	1048	219	477	0.459	124	181	0.685	72	207	0.348	634	19.8	33	92	125	3.9	86	66	63	6	33

NICK FAZEKAS **C** **6-11** **235** **NEVADA**

*2007-08 NBA Assignment from Dallas Mavericks

YEAR	G	GS	MIN	FGM	FGA	Pct.	FTM	FTA	Pct.	3PM	3PA	Pct.	PTS	Avg.	OR	DR	REB	Avg.	AST	PF	TO	BS	ST
07-08	28	20	857	224	405	0.553	85	110	0.773	3	17	0.176	536	19.1	80	197	277	9.9	48	62	66	23	26

JEAN FELIX **F** **6-7** **205** **ALABAMA**

YEAR	G	GS	MIN	FGM	FGA	Pct.	FTM	FTA	Pct.	3PM	3PA	Pct.	PTS	Avg.	OR	DR	REB	Avg.	AST	PF	TO	BS	ST
06-07	50	28	1150	128	327	0.391	64	83	0.771	62	170	0.365	382	7.6	60	163	223	4.5	67	124	54	10	59

JASON FONTENET **G** **5-10** **165** **OREGON STATE**

YEAR	G	GS	MIN	FGM	FGA	Pct.	FTM	FTA	Pct.	3PM	3PA	Pct.	PTS	Avg.	OR	DR	REB	Avg.	AST	PF	TO	BS	ST
06-07	2	0	73	5	14	0.357	4	4	1.000	1	2	0.500	15	7.5	3	6	9	4.5	4	6	6	0	2
07-08	44	19	1100	147	314	0.468	74	89	0.831	33	75	0.440	401	9.1	10	91	101	2.3	191	73	80	0	37

GARY FORBES **F** **6-7** **220** **MASSACHUSETTS**

YEAR	G	GS	MIN	FGM	FGA	Pct.	FTM	FTA	Pct.	3PM	3PA	Pct.	PTS	Avg.	OR	DR	REB	Avg.	AST	PF	TO	BS	ST
08-09	30	26	956	202	395	0.511	115	156	0.737	22	65	0.338	541	18.0	47	123	170	5.7	121	85	94	13	34

CHEYNE GADSON **G** **6-3** **190** **OKLAHOMA STATE**

YEAR	G	GS	MIN	FGM	FGA	Pct.	FTM	FTA	Pct.	3PM	3PA	Pct.	PTS	Avg.	OR	DR	REB	Avg.	AST	PF	TO	BS	ST
06-07	22	16	764	138	300	0.460	63	82	0.768	19	51	0.373	358	16.3	10	64	74	3.4	91	56	58	1	13

OTIS GEORGE **F** **6-8** **225** **LOUISVILLE**

YEAR	G	GS	MIN	FGM	FGA	Pct.	FTM	FTA	Pct.	3PM	3PA	Pct.	PTS	Avg.	OR	DR	REB	Avg.	AST	PF	TO	BS	ST
05-06	47	35	1187	182	355	0.513	121	177	0.684	0	0	0.000	485	10.3	115	177	292	6.2	35	177	70	17	36

QUEMONT GREER **F** **6-7** **240** **DEPAUL**

YEAR	G	GS	MIN	FGM	FGA	Pct.	FTM	FTA	Pct.	3PM	3PA	Pct.	PTS	Avg.	OR	DR	REB	Avg.	AST	PF	TO	BS	ST
05-06	11	0	91	21	43	0.488	14	18	0.778	0	2	0.000	56	5.1	5	16	21	1.9	3	15	5	2	5

MIKE HALL **F** **6-8** **230** **GEORGE WASHINGTON**

*2006-07 NBA Call-Up to Washington Wizards

YEAR	G	GS	MIN	FGM	FGA	Pct.	FTM	FTA	Pct.	3PM	3PA	Pct.	PTS	Avg.	OR	DR	REB	Avg.	AST	PF	TO	BS	ST
06-07	32	28	1189	196	396	0.495	55	64	0.859	55	149	0.369	502	15.7	110	162	272	8.5	60	76	38	4	38
07-08	48	40	1792	266	633	0.420	172	202	0.851	73	210	0.348	777	16.2	130	225	355	7.4	140	95	78	17	53

HISTORY AND RECORDS





ALL-TIME ROSTER

TANG HAMILTON **F** **6-8** **220** **MISSISSIPPI STATE**

YEAR	G	GS	MIN	FGM	FGA	Pct.	FTM	FTA	Pct.	3PM	3PA	Pct.	PTS	Avg.	OR	DR	REB	Avg.	AST	PF	TO	BS	ST
05-06	5	3	129	23	50	0.460	8	10	0.800	2	2	1.000	56	11.2	11	25	36	7.2	5	10	8	1	1

DEVON HARDEN **F** **6-11** **250** **CALIFORNIA**

YEAR	G	GS	MIN	FGM	FGA	Pct.	FTM	FTA	Pct.	3PM	3PA	Pct.	PTS	Avg.	OR	DR	REB	Avg.	AST	PF	TO	BS	ST
09-10	36	29	736	85	172	0.494	49	77	0.636	0	1	0.000	219	6.1	50	115	165	4.6	20	95	45	37	13

ADAM HARRINGTON **G** **6-5** **200** **AUBURN**

YEAR	G	GS	MIN	FGM	FGA	Pct.	FTM	FTA	Pct.	3PM	3PA	Pct.	PTS	Avg.	OR	DR	REB	Avg.	AST	PF	TO	BS	ST
07-08	41	32	1305	234	527	0.444	108	134	0.806	80	186	0.430	656	16.0	19	94	113	2.8	132	99	72	8	42

LAZAR HAYWARD **F** **6-6** **225** **MARQUETTE**

*2011-12 NBA Assignment from Oklahoma City Thunder

YEAR	G	GS	MIN	FGM	FGA	Pct.	FTM	FTA	Pct.	3PM	3PA	Pct.	PTS	Avg.	OR	DR	REB	Avg.	AST	PF	TO	BS	ST
11-12	3	3	103	28	50	0.560	12	14	0.857	4	8	0.857	72	24.0	6	11	17	5.7	8	15	10	1	1

HERBERT HILL **C** **6-10** **232** **PROVIDENCE**

YEAR	G	GS	MIN	FGM	FGA	Pct.	FTM	FTA	Pct.	3PM	3PA	Pct.	PTS	Avg.	OR	DR	REB	Avg.	AST	PF	TO	BS	ST
08-09	5	4	177	43	75	0.573	2	6	0.333	0	0	0.000	88	17.6	14	34	48	9.6	7	15	15	17	2

MARCUS HILL **G** **6-5** **195** **TULSA**

YEAR	G	GS	MIN	FGM	FGA	Pct.	FTM	FTA	Pct.	3PM	3PA	Pct.	PTS	Avg.	OR	DR	REB	Avg.	AST	PF	TO	BS	ST
05-06	15	0	179	18	55	0.327	6	7	0.857	3	15	0.200	45	3.0	7	20	27	1.8	14	23	7	3	4
08-09	5	0	37	4	14	0.571	0	0	0.000	2	4	0.500	18	3.6	2	2	4	0.8	1	6	3	1	1

STEVEN HILL **C** **7-0** **245** **ARKANSAS**

*2008-09 NBA Assignment from Oklahoma City Thunder

YEAR	G	GS	MIN	FGM	FGA	Pct.	FTM	FTA	Pct.	3PM	3PA	Pct.	PTS	Avg.	OR	DR	REB	Avg.	AST	PF	TO	BS	ST
08-09	7	5	146	20	36	0.556	13	25	0.520	0	0	0.000	53	7.6	14	26	40	5.7	2	22	10	16	2
09-10	11	1	88	4	8	0.500	3	8	0.375	0	0	-	11	1.0	9	13	22	2.0	3	14	7	8	1

RYAN HUMPHREY **F** **6-8** **235** **NOTRE DAME**

YEAR	G	GS	MIN	FGM	FGA	Pct.	FTM	FTA	Pct.	3PM	3PA	Pct.	PTS	Avg.	OR	DR	REB	Avg.	AST	PF	TO	BS	ST
08-09	36	25	1006	216	427	0.506	132	205	0.644	0	2	0.000	564	15.7	90	175	265	7.4	49	95	119	35	29

TRAVIS HYMAN **C** **7-0** **245** **BOWIE STATE**

YEAR	G	GS	MIN	FGM	FGA	Pct.	FTM	FTA	Pct.	3PM	3PA	Pct.	PTS	Avg.	OR	DR	REB	Avg.	AST	PF	TO	BS	ST
12-13	25	1	266	33	74	0.446	16	50	0.320	0	0	-	82	3.3	20	34	54	2.2	12	49	33	37	8

ERSAN ILYASOVA **F** **6-9** **235** **TURKEY**

*2005-06 NBA Assignment from Milwaukee Bucks

YEAR	G	GS	MIN	FGM	FGA	Pct.	FTM	FTA	Pct.	3PM	3PA	Pct.	PTS	Avg.	OR	DR	REB	Avg.	AST	PF	TO	BS	ST
05-06	46	19	1297	218	536	0.407	70	99	0.707	68	195	0.349	574	12.5	60	264	324	7.0	46	151	90	38	33

REGGIE JACKSON **G** **6-3** **208** **BOSTON COLLEGE**

*2011-12 and 2012-13 NBA Assignment from Oklahoma City Thunder

YEAR	G	GS	MIN	FGM	FGA	Pct.	FTM	FTA	Pct.	3PM	3PA	Pct.	PTS	Avg.	OR	DR	REB	Avg.	AST	PF	TO	BS	ST
11-12	1	1	41	10	27	0.370	2	3	0.667	0	5	0.000	22	22.0	1	6	7	7.0	8	2	2	0	0
12-13	3	3	114	33	55	0.600	13	13	1.000	5	14	0.357	84	28.0	2	20	22	7.3	25	7	8	0	1

DELROY JAMES **F** **6-8** **225** **RHODE ISLAND**

YEAR	G	GS	MIN	FGM	FGA	Pct.	FTM	FTA	Pct.	3PM	3PA	Pct.	PTS	Avg.	OR	DR	REB	Avg.	AST	PF	TO	BS	ST
11-12	26	1	534	90	209	0.431	44	62	0.710	5	20	0.250	229	8.8	48	77	125	4.8	34	48	34	14	27

HISTORY AND RECORDS



ALL-TIME ROSTER



SHAWNSON JOHNSON **F** **6-9** **250** **NORTH TEXAS STATE**

YEAR	G	GS	MIN	FGM	FGA	Pct.	FTM	FTA	Pct.	3PM	3PA	Pct.	PTS	Avg.	OR	DR	REB	Avg.	AST	PF	TO	BS	ST
05-06	25	6	441	67	104	0.644	44	77	0.571	0	0	0.000	178	7.1	39	57	96	3.8	29	79	51	16	5

DWIGHT JONES **G** **6-2** **180** **HOUSTON BAPTIST**

YEAR	G	GS	MIN	FGM	FGA	Pct.	FTM	FTA	Pct.	3PM	3PA	Pct.	PTS	Avg.	OR	DR	REB	Avg.	AST	PF	TO	BS	ST
07-08	10	1	98	18	30	0.600	6	9	0.667	0	1	0.000	42	4.2	6	4	10	1.0	10	9	3	0	3

PERRY JONES **F** **6-11** **235** **BAYLOR**

*2012-13 NBA Assignment from Oklahoma City Thunder

YEAR	G	GS	MIN	FGM	FGA	Pct.	FTM	FTA	Pct.	3PM	3PA	Pct.	PTS	Avg.	OR	DR	REB	Avg.	AST	PF	TO	BS	ST
12-13	15	15	485	88	195	0.451	33	51	0.647	5	17	0.294	214	14.3	27	83	110	7.3	26	40	15	9	18

ANTOINE JORDAN **G** **6-4** **188** **SIENA**

YEAR	G	GS	MIN	FGM	FGA	Pct.	FTM	FTA	Pct.	3PM	3PA	Pct.	PTS	Avg.	OR	DR	REB	Avg.	AST	PF	TO	BS	ST
08-09	2	0	36	4	8	0.500	0	0	0.000	1	2	0.500	9	4.5	0	1	1	0.5	4	4	2	0	0

JEREMY KELLY **G** **6-5** **205** **TENNESSEE-MARTIN**

YEAR	G	GS	MIN	FGM	FGA	Pct.	FTM	FTA	Pct.	3PM	3PA	Pct.	PTS	Avg.	OR	DR	REB	Avg.	AST	PF	TO	BS	ST
06-07	22	3	322	32	78	0.410	7	11	0.636	10	36	0.278	81	3.7	5	27	32	1.5	64	50	18	2	16
07-08	47	20	1278	132	315	0.419	62	92	0.674	17	72	0.236	343	7.3	34	105	139	3.0	175	175	94	13	58
08-09	47	36	1321	154	376	0.410	92	124	0.742	45	126	0.357	445	9.5	18	113	131	2.8	184	152	126	9	51

BERNARD KING **G** **6-5** **195** **TEXAS A&M**

YEAR	G	GS	MIN	FGM	FGA	Pct.	FTM	FTA	Pct.	3PM	3PA	Pct.	PTS	Avg.	OR	DR	REB	Avg.	AST	PF	TO	BS	ST
05-06	34	22	1062	166	346	0.480	102	126	0.810	18	70	0.257	452	13.3	44	87	131	3.9	154	131	94	6	29

TONY KITCHINGS **C** **6-10** **260** **SOUTH CAROLINA**

YEAR	G	GS	MIN	FGM	FGA	Pct.	FTM	FTA	Pct.	3PM	3PA	Pct.	PTS	Avg.	OR	DR	REB	Avg.	AST	PF	TO	BS	ST
05-06	16	7	346	60	110	0.545	21	42	0.500	0	0	0.000	141	8.8	24	71	95	5.9	24	40	34	15	7

JEREMY LAMB **G** **6-5** **180** **CONNECTICUT**

*2012-13 NBA Assignment from Oklahoma City Thunder

YEAR	G	GS	MIN	FGM	FGA	Pct.	FTM	FTA	Pct.	3PM	3PA	Pct.	PTS	Avg.	OR	DR	REB	Avg.	AST	PF	TO	BS	ST
12-13	21	21	691	169	345	0.490	66	75	0.880	37	105	0.352	441	21.0	32	79	111	5.3	64	42	52	17	26

MARCUS LEWIS **F** **6-8** **245** **ORAL ROBERTS**

YEAR	G	GS	MIN	FGM	FGA	Pct.	FTM	FTA	Pct.	3PM	3PA	Pct.	PTS	Avg.	OR	DR	REB	Avg.	AST	PF	TO	BS	ST
09-10	42	3	659	73	135	0.541	22	41	0.537	0	0	-	168	4.0	66	70	136	3.2	38	80	40	8	22
10-11	49	3	1188	163	317	0.514	62	134	0.463	0	0	-	388	7.9	98	172	270	5.5	85	119	71	17	39
11-12	46	45	1665	292	512	0.570	109	212	0.514	0	3	0.000	693	15.1	163	420	583	12.7	143	116	126	42	42

ADAM LIBERTY **G** **6-2** **180** **ORAL ROBERTS**

YEAR	G	GS	MIN	FGM	FGA	Pct.	FTM	FTA	Pct.	3PM	3PA	Pct.	PTS	Avg.	OR	DR	REB	Avg.	AST	PF	TO	BS	ST
08-09	16	0	188	16	51	0.314	9	19	0.474	0	4	0.000	41	2.6	3	16	19	1.2	29	29	18	1	8

DEANDRE LIGGINS **G** **6-6** **209** **KENTUCKY**

*2012-13 NBA Assignment from Oklahoma City Thunder

YEAR	G	GS	MIN	FGM	FGA	Pct.	FTM	FTA	Pct.	3PM	3PA	Pct.	PTS	Avg.	OR	DR	REB	Avg.	AST	PF	TO	BS	ST
12-13	19	19	650	78	173	0.451	36	54	0.667	29	63	0.460	221	11.6	23	109	132	6.9	82	51	49	7	33

MARIO LITTLE **F** **6-6** **222** **KANSAS**

YEAR	G	GS	MIN	FGM	FGA	Pct.	FTM	FTA	Pct.	3PM	3PA	Pct.	PTS	Avg.	OR	DR	REB	Avg.	AST	PF	TO	BS	ST
12-13	15	1	186	24	64	0.375	6	6	1.000	6	30	0.167	59	3.9	3	28	31	2.1	13	17	14	5	6





ALL-TIME ROSTER

SHAUN LIVINGSTON **G** **6-7** **185** **PEORIA CENTRAL HS (IL)**

*2008-09 NBA Call-Up to Oklahoma City Thunder

YEAR	G	GS	MIN	FGM	FGA	Pct.	FTM	FTA	Pct.	3PM	3PA	Pct.	PTS	Avg.	OR	DR	REB	Avg.	AST	PF	TO	BS	ST
08-09	11	10	323	44	109	0.404	14	17	0.824	0	5	0.000	102	9.3	6	33	39	3.5	66	26	32	6	7

JOHN LUCAS **G** **6-0** **180** **OKLAHOMA STATE**

*2005-06 NBA Call-Up to Houston Rockets (2x)

YEAR	G	GS	MIN	FGM	FGA	Pct.	FTM	FTA	Pct.	3PM	3PA	Pct.	PTS	Avg.	OR	DR	REB	Avg.	AST	PF	TO	BS	ST
05-06	35	35	1226	232	456	0.509	65	81	0.802	61	141	0.433	590	16.9	30	82	112	3.2	135	77	48	2	55

DAMIR MARKOTA **C** **6-10** **225** **BOSNIA**

*2006-07 NBA Assignment from Milwaukee Bucks

YEAR	G	GS	MIN	FGM	FGA	Pct.	FTM	FTA	Pct.	3PM	3PA	Pct.	PTS	Avg.	OR	DR	REB	Avg.	AST	PF	TO	BS	ST
06-07	10	6	282	39	85	0.459	14	18	0.778	12	31	0.387	104	10.4	7	41	48	4.8	18	18	25	6	7

GLEN MCGOWAN **F** **6-9** **230** **PEPPERDINE**

YEAR	G	GS	MIN	FGM	FGA	Pct.	FTM	FTA	Pct.	3PM	3PA	Pct.	PTS	Avg.	OR	DR	REB	Avg.	AST	PF	TO	BS	ST
07-08	18	8	399	72	141	0.511	65	78	0.833	1	3	0.333	210	11.7	31	55	86	4.8	19	40	29	1	8

SCOTT MERRITT **F** **6-10** **240** **MARQUETTE**

YEAR	G	GS	MIN	FGM	FGA	Pct.	FTM	FTA	Pct.	3PM	3PA	Pct.	PTS	Avg.	OR	DR	REB	Avg.	AST	PF	TO	BS	ST
06-07	1	0	14	0	2	0.000	0	0	0.000	0	0	0.000	0	0.0	0	1	1	1.0	0	1	1	2	1
07-08	46	15	782	125	252	0.496	60	82	0.733	0	4	0.000	310	6.7	62	96	158	3.4	20	114	51	21	16

ELIJAH MILLSAP **F** **6-6** **210** **UAB**

YEAR	G	GS	MIN	FGM	FGA	Pct.	FTM	FTA	Pct.	3PM	3PA	Pct.	PTS	Avg.	OR	DR	REB	Avg.	AST	PF	TO	BS	ST
10-11	50	44	1431	241	548	0.440	246	325	0.757	33	97	0.340	761	15.2	60	205	265	5.3	103	144	111	17	61

BRADY MORNINGSTAR **G** **6-4** **185** **KANSAS**

YEAR	G	GS	MIN	FGM	FGA	Pct.	FTM	FTA	Pct.	3PM	3PA	Pct.	PTS	Avg.	OR	DR	REB	Avg.	AST	PF	TO	BS	ST
11-12	48	20	1330	170	403	0.422	75	84	0.893	46	120	0.383	461	9.6	21	83	104	2.2	106	80	69	7	42
12-13	16	0	224	26	76	0.342	5	7	0.714	11	34	0.324	68	4.3	5	19	24	1.5	21	13	21	0	12

BYRON MULLENS **G** **6-4** **195** **ARIZONA**

*2009-11 NBA Assignment from Oklahoma City Thunder

YEAR	G	GS	MIN	FGM	FGA	Pct.	FTM	FTA	Pct.	3PM	3PA	Pct.	PTS	Avg.	OR	DR	REB	Avg.	AST	PF	TO	BS	ST
09-10	27	27	850	161	360	0.447	72	104	0.692	15	35	0.429	409	15.1	57	145	202	7.5	27	76	77	25	17
10-11	14	14	388	86	162	0.531	36	49	0.735	1	4	0.250	209	14.9	35	60	95	6.8	14	40	29	20	10

DAVID NOEL **G** **6-6** **223** **NORTH CAROLINA**

*2007-08 NBA Assignment from Milwaukee Bucks

YEAR	G	GS	MIN	FGM	FGA	Pct.	FTM	FTA	Pct.	3PM	3PA	Pct.	PTS	Avg.	OR	DR	REB	Avg.	AST	PF	TO	BS	ST
07-08	17	13	674	138	263	0.525	32	60	0.533	46	94	0.489	354	20.8	20	82	102	6.0	66	50	43	14	25

YEMI OGUNOYE **F** **6-9** **210** **ORAL ROBERTS**

YEAR	G	GS	MIN	FGM	FGA	Pct.	FTM	FTA	Pct.	3PM	3PA	Pct.	PTS	Avg.	OR	DR	REB	Avg.	AST	PF	TO	BS	ST
08-09	49	48	1868	127	308	0.412	48	80	0.600	15	41	0.366	317	6.5	69	140	209	4.3	85	111	62	28	74
09-10	10	0	148	2	15	0.133	2	2	1.000	1	5	0.200	7	0.7	5	4	9	0.9	8	10	3	1	0

DANIEL ORTON **C** **6-10** **255** **KENTUCKY**

*2012-13 NBA Assignment from Oklahoma City Thunder

YEAR	G	GS	MIN	FGM	FGA	Pct.	FTM	FTA	Pct.	3PM	3PA	Pct.	PTS	Avg.	OR	DR	REB	Avg.	AST	PF	TO	BS	ST
12-13	29	29	821	124	232	0.534	114	169	0.675	1	2	0.500	363	12.5	63	164	227	7.8	54	126	86	64	31

HISTORY AND RECORDS



ALL-TIME ROSTER



LARRY OWENS

F 6-7 215

ORAL ROBERTS

YEAR	G	GS	MIN	FGM	FGA	Pct.	FTM	FTA	Pct.	3PM	3PA	Pct.	PTS	Avg.	OR	DR	REB	Avg.	AST	PF	TO	BS	ST
09-10	50	50	1818	299	611	0.489	139	180	0.772	52	137	0.380	789	15.8	82	194	276	5.5	172	160	131	29	75
10-11	43	32	1321	206	432	0.477	83	113	0.735	37	111	0.333	532	12.4	69	146	215	5.0	129	110	97	21	53
11-12	32	26	1143	157	369	0.425	66	76	0.868	30	101	0.297	410	12.8	38	108	146	4.6	113	91	72	42	59

NKEM OJOUGBOH

F 6-9 225

NORTHEASTERN

YEAR	G	GS	MIN	FGM	FGA	Pct.	FTM	FTA	Pct.	3PM	3PA	Pct.	PTS	Avg.	OR	DR	REB	Avg.	AST	PF	TO	BS	ST
11-12	23	8	500	57	126	0.452	23	35	0.657	0	1	0.000	137	6.0	34	93	127	5.5	20	50	27	38	10

CHRIS QUINN

G 6-2 175

NOTRE DAME

YEAR	G	GS	MIN	FGM	FGA	Pct.	FTM	FTA	Pct.	3PM	3PA	Pct.	PTS	Avg.	OR	DR	REB	Avg.	AST	PF	TO	BS	ST
12-13	25	23	812	123	259	0.475	43	48	0.896	29	78	0.372	318	12.7	9	55	64	2.6	152	61	42	6	33

ANDY RAUTINS

G 6-4 204

SYRACUSE

YEAR	G	GS	MIN	FGM	FGA	Pct.	FTM	FTA	Pct.	3PM	3PA	Pct.	PTS	Avg.	OR	DR	REB	Avg.	AST	PF	TO	BS	ST
12-13	48	31	1425	223	507	0.440	48	62	0.774	152	348	0.437	646	13.5	21	113	134	2.8	115	93	103	5	48

RYAN REID

F 6-8 245

FLORIDA STATE

YEAR	G	GS	MIN	FGM	FGA	Pct.	FTM	FTA	Pct.	3PM	3PA	Pct.	PTS	Avg.	OR	DR	REB	Avg.	AST	PF	TO	BS	ST
10-11	48	33	1075	146	290	0.503	115	154	0.747	0	1	0.000	407	8.5	101	177	278	5.8	50	139	74	22	35
11-12	25	25	791	127	248	0.512	43	61	0.705	0	0	0.000	297	11.9	74	139	213	8.5	30	80	53	22	24

CHRIS RICHARD

F 6-9 245

FLORIDA

YEAR	G	GS	MIN	FGM	FGA	Pct.	FTM	FTA	Pct.	3PM	3PA	Pct.	PTS	Avg.	OR	DR	REB	Avg.	AST	PF	TO	BS	ST
08-09	20	20	613	103	194	0.531	33	52	0.635	0	0	0.000	239	12.0	50	114	164	8.2	33	65	45	10	13
09-10	12	12	350	46	81	0.568	15	26	0.577	0	0	-	107	8.9	33	64	97	8.1	12	54	29	11	14

NOLAN RICHARDSON

G 6-2 180

MIDWESTERN STATE

YEAR	G	GS	MIN	FGM	FGA	Pct.	FTM	FTA	Pct.	3PM	3PA	Pct.	PTS	Avg.	OR	DR	REB	Avg.	AST	PF	TO	BS	ST
11-12	2	0	6	0	1	0.000	0	0	0.000	0	0	0.000	0	0	0	0	0	0	0	0	0	0	0

FREDDY ROBINSON

G 6-5 210

COLORADO STATE

YEAR	G	GS	MIN	FGM	FGA	Pct.	FTM	FTA	Pct.	3PM	3PA	Pct.	PTS	Avg.	OR	DR	REB	Avg.	AST	PF	TO	BS	ST
07-08	6	0	28	2	9	0.222	3	3	1.000	0	1	0.000	7	1.2	1	7	8	1.3	0	3	1	0	1

BILLY RUSH

F 6-7 210

ROBERT MORRIS

YEAR	G	GS	MIN	FGM	FGA	Pct.	FTM	FTA	Pct.	3PM	3PA	Pct.	PTS	Avg.	OR	DR	REB	Avg.	AST	PF	TO	BS	ST
10-11	1	0	1	0	0	-	0	0	-	0	0	-	0	0.0	0	0	0	0.0	0	0	0	0	0
11-12	14	13	321	43	110	0.391	25	30	0.833	9	43	0.209	120	8.6	7	49	56	4.0	15	20	21	6	8

RAMON SESSIONS

G 6-3 190

NEVADA

*2007-08 NBA Assignment from Milwaukee Bucks

YEAR	G	GS	MIN	FGM	FGA	Pct.	FTM	FTA	Pct.	3PM	3PA	Pct.	PTS	Avg.	OR	DR	REB	Avg.	AST	PF	TO	BS	ST
07-08	24	13	869	165	356	0.463	168	220	0.764	4	12	0.333	502	20.9	52	106	158	6.6	182	44	83	2	38

MUSTAFA SHAKUR

G 6-4 195

ARIZONA

YEAR	G	GS	MIN	FGM	FGA	Pct.	FTM	FTA	Pct.	3PM	3PA	Pct.	PTS	Avg.	OR	DR	REB	Avg.	AST	PF	TO	BS	ST
09-10	47	47	1779	324	664	0.488	207	277	0.747	50	131	0.382	905	19.3	47	165	212	4.5	324	119	151	9	99

HISTORY AND RECORDS





ALL-TIME ROSTER

JAJUAN SMITH **G** **6-2** **195** **TENNESSEE**

YEAR	G	GS	MIN	FGM	FGA	Pct.	FTM	FTA	Pct.	3PM	3PA	Pct.	PTS	Avg.	OR	DR	REB	Avg.	AST	PF	TO	BS	ST
09-10	4	0	65	8	24	0.333	0	0	0.000	5	17	0.294	21	5.3	5	6	11	2.8	15	9	5	0	5

ADAM SPANICH **G** **6-7** **200** **SOUTHERN CALIFORNIA**

YEAR	G	GS	MIN	FGM	FGA	Pct.	FTM	FTA	Pct.	3PM	3PA	Pct.	PTS	Avg.	OR	DR	REB	Avg.	AST	PF	TO	BS	ST
06-07	11	0	99	7	28	0.250	3	3	1.000	5	15	0.333	22	2.0	2	6	8	0.7	7	9	7	1	0

FRANS STEYN **C** **7-2** **290** **SOUTHWEST BAPTIST**

YEAR	G	GS	MIN	FGM	FGA	Pct.	FTM	FTA	Pct.	3PM	3PA	Pct.	PTS	Avg.	OR	DR	REB	Avg.	AST	PF	TO	BS	ST
06-07	49	18	831	14	202	0.564	70	140	0.500	0	1	0.000	298	6.1	75	122	197	4.0	5	185	72	33	12

DOMINIQUE SUTTON **F** **6-5** **209** **NORTH CAROLINA CENTRAL**

YEAR	G	GS	MIN	FGM	FGA	Pct.	FTM	FTA	Pct.	3PM	3PA	Pct.	PTS	Avg.	OR	DR	REB	Avg.	AST	PF	TO	BS	ST
12-13	48	29	1333	182	357	0.510	122	198	0.616	2	10	0.200	488	10.2	118	180	298	6.2	73	185	79	12	77

CEDRIC SUITT **F** **6-11** **245** **PEPPERDINE**

YEAR	G	GS	MIN	FGM	FGA	Pct.	FTM	FTA	Pct.	3PM	3PA	Pct.	PTS	Avg.	OR	DR	REB	Avg.	AST	PF	TO	BS	ST
05-06	8	6	138	9	15	0.600	3	6	0.500	0	0	0.000	21	2.6	12	16	28	3.5	1	21	17	10	4

JJ SULLINGER **G** **6-5** **210** **OHIO STATE**

YEAR	G	GS	MIN	FGM	FGA	Pct.	FTM	FTA	Pct.	3PM	3PA	Pct.	PTS	Avg.	OR	DR	REB	Avg.	AST	PF	TO	BS	ST
06-07	2	0	13	1	2	0.500	0	0	0.000	0	1	0.000	2	1.0	0	1	1	0.5	1	2	2	0	0

CURTIS SUMPTER **F** **6-7** **225** **VILLANOVA**

YEAR	G	GS	MIN	FGM	FGA	Pct.	FTM	FTA	Pct.	3PM	3PA	Pct.	PTS	Avg.	OR	DR	REB	Avg.	AST	PF	TO	BS	ST
11-12	27	15	545	61	157	0.389	14	17	0.824	15	49	0.306	151	5.6	36	76	112	4.1	29	69	49	22	19

MARCUS TAYLOR **G** **6-3** **195** **MICHIGAN STATE**

YEAR	G	GS	MIN	FGM	FGA	Pct.	FTM	FTA	Pct.	3PM	3PA	Pct.	PTS	Avg.	OR	DR	REB	Avg.	AST	PF	TO	BS	ST
05-06	8	0	59	16	29	0.552	1	1	1.000	0	3	0.000	33	4.1	3	1	4	0.5	6	7	5	0	0
06-07	22	5	328	52	112	0.464	13	15	0.867	3	20	0.150	120	5.5	12	9	21	1.0	20	22	22	0	8

TONY TAYLOR **G** **6-1** **187** **GEORGE WASHINGTON**

YEAR	G	GS	MIN	FGM	FGA	Pct.	FTM	FTA	Pct.	3PM	3PA	Pct.	PTS	Avg.	OR	DR	REB	Avg.	AST	PF	TO	BS	ST
12-13	50	24	1127	115	272	0.423	91	114	0.798	28	69	0.406	349	7.0	15	68	83	1.7	159	125	73	2	31

HOLLIS THOMPSON **F** **6-8** **212** **GEORGETOWN**

YEAR	G	GS	MIN	FGM	FGA	Pct.	FTM	FTA	Pct.	3PM	3PA	Pct.	PTS	Avg.	OR	DR	REB	Avg.	AST	PF	TO	BS	ST
12-13	48	10	961	157	351	0.447	52	72	0.722	21	73	0.288	387	8.1	56	128	184	3.8	42	67	56	7	30

CEZARY TRYBANSKI **C** **7-2** **235** **POLAND**

YEAR	G	GS	MIN	FGM	FGA	Pct.	FTM	FTA	Pct.	3PM	3PA	Pct.	PTS	Avg.	OR	DR	REB	Avg.	AST	PF	TO	BS	ST
05-06	45	15	728	56	103	0.544	48	68	0.706	0	0	0.000	160	3.6	60	87	147	3.3	20	102	48	88	16
06-07	48	28	1103	90	162	0.556	54	67	0.806	0	1	0.000	234	4.9	86	144	230	4.8	25	125	44	121	9

ROBERT VADEN **G** **6-5** **215** **UAB**

YEAR	G	GS	MIN	FGM	FGA	Pct.	FTM	FTA	Pct.	3PM	3PA	Pct.	PTS	Avg.	OR	DR	REB	Avg.	AST	PF	TO	BS	ST
10-11	45	17	1260	175	425	0.412	45	63	0.714	74	189	0.392	469	10.4	10	96	106	2.4	100	104	72	15	40
11-12	36	30	1154	169	391	0.432	44	56	0.786	79	177	0.446	461	12.8	12	87	99	2.8	88	100	50	11	34

JEFF VAREM **G** **6-6** **240** **WASHINGTON STATE**

YEAR	G	GS	MIN	FGM	FGA	Pct.	FTM	FTA	Pct.	3PM	3PA	Pct.	PTS	Avg.	OR	DR	REB	Avg.	AST	PF	TO	BS	ST
06-07	6	1	179	30	63	0.476	11	18	0.611	7	17	0.412	78	13.0	20	28	48	8.0	18	10	13	4	10

HISTORY AND RECORDS



ALL-TIME ROSTER



ANTHONY VEREEN F 6-6 244 TEXAS-ARLINGTON

YEAR	G	GS	MIN	FGM	FGA	Pct.	FTM	FTA	Pct.	3PM	3PA	Pct.	PTS	Avg.	OR	DR	REB	Avg.	AST	PF	TO	BS	ST
12-13	3	1	34	2	8	0.250	3	6	0.500	0	0	-	7	2.3	2	8	10	3.3	1	5	1	0	2

MARCUS VINICIUS F 6-8 225 BRAZIL

*2006-07 NBA Assignment from New Orleans Hornets

YEAR	G	GS	MIN	FGM	FGA	Pct.	FTM	FTA	Pct.	3PM	3PA	Pct.	PTS	Avg.	OR	DR	REB	Avg.	AST	PF	TO	BS	ST
06-07	13	6	430	85	176	0.483	24	31	0.774	27	71	0.380	221	17.0	11	76	87	6.7	31	24	31	3	16

DERON WASHINGTON F 6-7 220 VIRGINIA TECH

YEAR	G	GS	MIN	FGM	FGA	Pct.	FTM	FTA	Pct.	3PM	3PA	Pct.	PTS	Avg.	OR	DR	REB	Avg.	AST	PF	TO	BS	ST
09-10	41	20	1077	147	360	0.408	144	202	0.713	30	98	0.306	468	11.4	41	141	182	4.4	77	136	76	27	38

KYLE WEAVER G 6-6 201 WASHINGTON STATE

*2008-10 NBA Assignment from Oklahoma City Thunder

YEAR	G	GS	MIN	FGM	FGA	Pct.	FTM	FTA	Pct.	3PM	3PA	Pct.	PTS	Avg.	OR	DR	REB	Avg.	AST	PF	TO	BS	ST
08-09	2	2	89	14	27	0.519	5	6	0.833	1	6	0.167	34	17.0	5	10	15	7.5	18	5	7	4	6
09-10	5	5	214	26	63	0.413	5	5	1.000	5	15	0.333	62	12.4	5	22	27	5.4	36	17	22	7	7

RODNEY WEBB F 6-7 220 FLORIDA ATLANTIC

YEAR	G	GS	MIN	FGM	FGA	Pct.	FTM	FTA	Pct.	3PM	3PA	Pct.	PTS	Avg.	OR	DR	REB	Avg.	AST	PF	TO	BS	ST
09-10	3	0	31	4	9	0.444	0	0	0.000	0	0	0.000	8	2.7	4	5	9	3.0	2	3	2	0	0

D.J. WHITE F 6-7 210 INDIANA

*2008-09 NBA Assignment from Oklahoma City Thunder

YEAR	G	GS	MIN	FGM	FGA	Pct.	FTM	FTA	Pct.	3PM	3PA	Pct.	PTS	Avg.	OR	DR	REB	Avg.	AST	PF	TO	BS	ST
08-09	6	5	188	46	82	0.561	18	21	0.587	0	0	0.000	110	18.3	15	28	43	7.2	7	17	10	9	4
09-10	10	10	394	84	138	0.609	34	39	0.872	0	1	0.000	202	20.2	30	81	11	11.1	12	31	26	14	7

ISAIAH WILKERSON G 6-3 226 N.J. INSTITUTE OF TECHNOLOGY

YEAR	G	GS	MIN	FGM	FGA	Pct.	FTM	FTA	Pct.	3PM	3PA	Pct.	PTS	Avg.	OR	DR	REB	Avg.	AST	PF	TO	BS	ST
12-13	28	0	207	21	61	0.344	8	9	0.889	2	10	0.200	52	1.9	3	15	18	0.6	22	17	25	0	3

ANTHONY WILKINS F 6-7 220 KENT STATE

YEAR	G	GS	MIN	FGM	FGA	Pct.	FTM	FTA	Pct.	3PM	3PA	Pct.	PTS	Avg.	OR	DR	REB	Avg.	AST	PF	TO	BS	ST
05-06	22	0	152	12	41	0.293	6	9	0.667	2	15	0.133	32	1.5	0	20	20	0.9	16	8	9	0	3

LADUSTIN WILLIAMS G 6-1 160 ARKANSAS-FORT SMITH

YEAR	G	GS	MIN	FGM	FGA	Pct.	FTM	FTA	Pct.	3PM	3PA	Pct.	PTS	Avg.	OR	DR	REB	Avg.	AST	PF	TO	BS	ST
11-12	25	5	329	42	107	0.393	11	21	0.524	5	12	0.417	100	4.0	15	21	36	1.4	25	20	17	3	19

LATAVIOUS WILLIAMS F 6-8 220

YEAR	G	GS	MIN	FGM	FGA	Pct.	FTM	FTA	Pct.	3PM	3PA	Pct.	PTS	Avg.	OR	DR	REB	Avg.	AST	PF	TO	BS	ST
09-10	47	9	969	152	288	0.528	61	100	0.610	1	12	0.083	366	7.8	123	238	361	7.7	32	111	55	35	32
10-11	41	26	1102	225	352	0.639	90	124	0.726	0	1	0.000	540	13.2	131	220	351	8.6	20	99	51	40	24

GARRETT WILLIAMSON G 6-5 205 ST. JOSEPH'S

YEAR	G	GS	MIN	FGM	FGA	Pct.	FTM	FTA	Pct.	3PM	3PA	Pct.	PTS	Avg.	OR	DR	REB	Avg.	AST	PF	TO	BS	ST
10-11	21	4	318	30	70	0.429	28	36	0.500	2	12	0.167	80	3.8	8	18	26	1.8	38	33	22	11	14

HISTORY AND RECORDS





NBA
D-LEAGUE



2012-13 NBA D-LEAGUE REVIEW

2012-13 NBA D-League Season

NBA D-League Champion	Rio Grande Valley Vipers
Development Champions Award	Rio Grande Valley Vipers
Most Valuable Player	Andrew Goudelock (Rio Grande Valley)
Rookie of the Year	Tony Mitchell (Fort Wayne)
Defensive Player of the Year	Stefhon Hannah (Santa Cruz)
Jason Collier Sportsmanship Award	Ron Howard (Fort Wayne)
Impact Player of the Year	Rasual Butler (Tulsa)
Most Improved Player	Cameron Jones (Santa Cruz)
Executive of the Year	Bill Boyce (Texas)
Dennis Johnson Coach of the Year	Alex Jensen (Canton)

2012-13 All-NBA D-League Teams

First Team:

Andrew Goudelock ... Guard ... Rio Grande Valley
 Jerel McNeal..... Guard Bakersfield
 Tony Mitchell.....ForwardFort Wayne
 Demetris NicholsForward Sioux Falls
 Brian Butch.....Center..... Bakersfield

Second Team:

Cory Joseph Guard Austin
 Travis Leslie Guard Santa Cruz
 Damion James.....Forward Bakersfield
 Kris Joseph.....Forward Springfield
 Tim OhlbrechtCenter... Rio Grande Valley

Third Team:

D.J. Kennedy Guard ... Rio Grande Valley
 Justin Holiday Guard Idaho
 DaJuan Summers....Forward Maine
 Chris Wright.....Forward Maine
 Jerome Jordan.....Center..... Los Angeles

Honorable Mentions:

Justin Dentmon..... Guard Texas
 Chris Wright..... Guard Iowa
 Stefhon Hannah..... Guard Santa Cruz
 Kyle Gibson Guard Canton
 Ron Howard.....ForwardFort Wayne
Rasual Butler Forward Tulsa
 Samardo Samuels...Forward Reno
 Arinze Onuaku.....Forward Canton
 Renaldo MajorForward Bakersfield
 Willie ReedCenter..... Springfield
Daniel Orton Center Tulsa
 Hilton ArmstrongCenter..... Santa Cruz





2012-13 NBA D-League All-Rookie Teams

First Team:

Jorge Gutierrez..... Guard Canton
 Scott Machado..... Guard Santa Cruz
 Tony Mitchell..... Forward Fort Wayne
 Kris Joseph..... Forward Springfield
 Fab Melo..... Center..... Maine

Third Team:

Carlton Brown..... Guard Idaho
Tony Taylor..... Guard..... Tulsa
 Toure Murry Forward . Rio Grande Valley
 James Nunnally Forward Bakersfield
 Chris Cooper Center..... Bakersfield

Second Team:

Glen Rice Jr. Guard ... Rio Grande Valley
Dominique Sutton... Guard..... Tulsa
 JaMychal Green Forward Austin
 Chris Johnson..... Forward . Rio Grande Valley
 Micheal Eric Center..... Canton

2012-13 NBA D-League All-Defensive Teams

First Team:

Stefhon Hannah..... Guard Santa Cruz
 Jorge Gutierrez..... Guard Canton
 Chris Wright..... Forward Maine
 Damion Jams..... Forward Bakersfield
 Fab Melo..... Center..... Maine

Third Team:

Chris Roberts..... Guard Austin
 Sadiel Rojas Guard Fort Wayne
 Othyus Jeffers Forward Iowa
 Elijah Millsap Forward Los Angeles
 Mickell Gladness Center..... Santa Cruz

Second Team:

Justin Holiday Guard Idaho
 Cory Joseph Guard Austin
 Mark Tyndale Forward Maine
 Toure Murry Forward . Rio Grande Valley
 Hilton Armstrong Center..... Santa Cruz





2012-13 NBA D-LEAGUE REVIEW

2012-13 NBA D-League Performers of the Week

<u>Week</u>	<u>Player</u>	<u>Team</u>
Dec. 3	Jarvis Varnado	Sioux Falls
Dec. 10	Shelvin Mack	Maine
Dec. 17	Courtney Fortson	Los Angeles
Dec. 24	Reggie Jackson	Tulsa
Dec. 31	Paul Harris	Iowa
Jan. 8	Tony Mitchell	Fort Wayne
Jan. 14	Luke Harangody	Fort Wayne
Jan. 21	Demetris Nichols	Sioux Falls
Jan. 28	Tornike Shengelia	Springfield
Feb. 4	Demetris Nichols	Sioux Falls
	Donald Sloan	Sioux Falls
Feb. 11	Chris Wright	Maine
Feb. 25	Kris Joseph	Springfield
Mar. 4	Chris Wright	Maine
Mar. 11	Glen Rice Jr.	Rio Grande Valley
Mar. 18	Willie Reed	Springfield
Mar. 25	Andrew Goudelock	Rio Grande Valley
	Tony Mitchell	Fort Wayne
Apr. 1	Andrew Goudelock	Rio Grande Valley
Apr. 8	Brian Butch	Bakersfield

2012-13 NBA D-League Players of the Month

<u>Month</u>	<u>Player</u>	<u>Team</u>
Nov./Dec.	Travis Leslie	Santa Cruz
Jan.	Luke Harangody	Fort Wayne
Feb.	Demetris Nichols	Sioux Falls
Mar.	Andrew Goudelock	Rio Grande Valley
	Tony Mitchell	Fort Wayne





2012-13 NBA D-League Final Standings

East Division	W	L	Home		Road		Pct.	GB
			W	L	W	L		
Canton Charge	30	20	16	9	14	11	.600	0.0
Fort Wayne Mad Ants	27	23	16	9	11	14	.540	3.0
Maine Red Claws	26	24	14	11	12	13	.520	4.0
Erie BayHawks	26	24	14	11	12	13	.520	4.0
Springfield Armor	18	32	12	13	6	19	.360	12.0

Central Division	W	L	Home		Road		Pct.	GB
			W	L	W	L		
Rio Grande Valley Vipers	35	15	20	5	15	10	.700	0.0
Austin Toros	27	23	15	10	12	13	.540	8.0
Tulsa 66ers	27	23	16	9	11	14	.540	8.0
Sioux Falls Skyforce	25	25	13	12	12	13	.500	10.0
Texas Legends	21	29	13	12	8	17	.420	14.0
Iowa Energy	14	36	10	15	4	21	.280	21.0

West Division	W	L	Home		Road		Pct.	GB
			W	L	W	L		
Bakersfield Jam	36	14	22	3	14	11	.720	0.0
Santa Cruz Warriors	32	18	19	6	13	12	.640	4.0
Los Angeles D-Fenders	21	29	14	11	7	18	.420	15.0
Idaho Stampede	19	31	10	15	9	16	.380	17.0
Reno Bighorns	16	34	11	14	5	20	.320	20.0

2012-13 NBA D-League Playoffs



NBA D-LEAGUE



2012-13 D-LEAGUE REVIEW

2012-13 NBA D-League Statistical Leaders

Scoring Average	G	PTS	Avg
1. Justin Dentmon, Austin/Texas	42	962	22.9
2. Tony Mitchell, Fort Wayne	48	1049	21.9
3. Andrew Goudelock, Sioux Falls/RGV	51	1075	21.1
4. Samardo Samuels, Canton/Reno	34	673	19.8
5. Cory Joseph, Austin	26	504	19.4
6. Ron Howard, Fort Wayne	35	670	19.1
7. Demetris Nichols, Sioux Falls	49	918	18.7
8. Kris Joseph, Maine/Springfield	27	503	18.6
9. Cory Higgins, Erie	30	554	18.5
10. Chris Wright, Maine	39	713	18.3
11. Jerel McNeal, Bakersfield	44	796	18.1
12. DaJuan Summers, Maine	29	523	18.0
13. Rasual Butler, Tulsa	31	552	17.8
14. Courtney Fortson, Los Angeles	46	820	17.8
15. Morris Almond, Iowa, Los Angeles	44	780	17.7
16. Elijah Millsap, Los Angeles	44	764	17.4

Rebounds Per Game	G	REB	Avg
1. Brian Butch, Bakersfield	47	513	10.9
2. Samardo Samuels, Canton/Reno	34	349	10.3
3. Rick Jackson, Austin	48	480	10.0
4. James Mays, SPR/MAI/SFL	47	470	10.0
5. Arinze Onuaku, Canton	38	360	9.5
6. Chris Wright, Maine	39	358	9.2
7. Paul Harris, Iowa	47	415	8.8
8. Henry Sims, Erie	41	357	8.7

Assists Per Game	G	REB	Avg
1. Andre Barrett, Maine/Springfield	33	255	7.7
2. Courtney Fortson, Los Angeles	46	328	7.1
3. Chris Wright, Iowa	42	284	6.8
4. Walker Russell Jr., Fort Wayne/Reno	32	207	6.5
5. Coby Karl, Idaho	50	313	6.3
6. Chris Quinn, Tulsa	25	152	6.1
7. Sean Singletary, Texas	43	236	5.5
8. Jerel McNeal, Bakersfield	44	241	5.5

Minutes Per Game	G	AST	Avg
1. Cory Joseph, Austin	26	1004	38.6
2. Courtney Fortson, Los Angeles	46	1768	38.4
3. D.J. Kennedy, Erie/RGV	49	1835	37.4
4. Samardo Samuels, Canton/Reno	34	1260	37.1
5. Justin Dentmon, Austin/Texas	42	1556	37.0
6. Andrew Goudelock, Sioux Falls/RGV	51	1882	36.9
7. Marcus Landry, Reno	35	1291	36.9
8. Chris Wright, Iowa	42	1544	36.8

Steals Per Game	G	BLK	Avg
1. Justin Holiday, Idaho	47	114	2.4
2. Courtney Fortson, Los Angeles	46	93	2.0
3. Stefhon Hannah, Santa Cruz	49	96	2.0
4. Elijah Millsap, Los Angeles	44	86	2.0
5. Cory Joseph, Austin	26	50	1.9
6. Orien Greene, Los Angeles/Reno	43	82	1.9
7. Mark Tyndale, Sioux Falls/Maine	47	85	1.8
8. Jorge Gutierrez, Canton	50	89	1.8

Blocked Shots Per Game	G	BS	Avg
1. Fab Melo, Maine	33	103	3.1
2. Mickell Gladness, Santa Cruz	49	114	2.3
3. Hilton Armstrong, Santa Cruz	29	65	2.2
4. Daniel Orton, Tulsa	29	64	2.2
5. Jerome Jordan, Reno, Los Angeles	42	84	2.0
6. Sean Williams, Texas	30	59	2.0
7. Hassan Whiteside, Sioux Falls/RGV	36	69	1.9
8. Will Foster, Sioux Falls/Maine	33	63	1.9

Field Goal Percentage	FGM	FGA	Pct
1. Hilton Armstrong, Santa Cruz	140	223	.628
2. Jerome Jordan, Reno/Los Angeles	208	339	.614
3. Tim Ohlbrecht, Rio Grande Valley	164	271	.605
4. Jarvis Varnado, Sioux Falls	137	239	.573
5. Arinze Onuaku, Canton	195	346	.564
6. Willie Reed, Springfield	307	551	.557
7. Vernon Macklin, Rio Grande Valley	134	242	.554
8. Daniel Orton, Tulsa	124	232	.534

3-Point Field Goal Percentage	3PM	3PA	Pct
1. Darius Miller, Iowa	21	41	.512
2. Cory Joseph, Austin	35	73	.479
3. Terrel Harris, Rio Grande Valley	23	49	.469
4. DeAndre Liggins, Tulsa	29	63	.460
5. Andy Rautins, Tulsa	152	348	.437
6. Curtis Jerrells, Maine	24	55	.436
7. Chace Stanback, Erie	16	37	.432
8. Marcus Landry, Reno	128	299	.428

Free Throw Percentage	FTM	FTA	Pct
1. Chris Douglas-Roberts, Texas	75	83	.904
2. James Nunnally, Bakersfield	99	112	.884
3. Cory Higgins, Erie	103	117	.880
4. Shelvin Mack, Maine	84	96	.875
5. Antoine Agudio, Canton	107	123	.870
6. Xavier Silas, Maine	112	129	.868
7. Demetris Nichols, Sioux Falls	173	203	.852
8. Kyle Gibson, Canton	183	216	0.847



2012-13 D-LEAGUE REVIEW



2012-13 NBA D-League Team Statistics

Team	G	FGM	FGA	Pct	FTM	FTA	Pct	3PM	3PA	Pct	PTS	Avg	OR	DR	REB	Avg	AST	PF	TO	BS	ST
Austin	50	1985	4253	.467	826	1120	.738	318	861	.369	5114	102.3	707	1695	2402	48.0	1026	1117	858	279	410
Bakersfield	50	1920	4370	.439	1066	1397	.763	411	1209	.340	5317	106.3	691	1673	2364	47.3	1071	1108	847	262	505
Canton	50	1827	4044	.452	1009	1335	.756	290	822	.353	4953	99.1	645	1595	2240	44.8	943	1090	839	229	389
Erie	50	1853	4198	.441	909	1180	.770	353	985	.358	4968	99.4	628	1549	2177	43.5	1004	1022	778	194	421
Fort Wayne	50	1993	4587	.434	894	1236	.723	323	982	.329	5203	104.1	787	1623	2410	48.2	982	1100	759	309	484
Idaho	50	1851	4333	.427	974	1318	.739	331	977	.339	5007	100.1	734	1594	2328	46.6	889	1073	814	218	477
Iowa	50	1839	4227	.435	1030	1390	.741	274	809	.339	4982	99.6	652	1490	2142	42.8	950	1018	761	231	451
Los Angeles	50	1877	4123	.455	944	1315	.718	322	930	.346	5020	100.4	559	1521	2080	41.6	1069	1073	809	268	504
Maine	50	1908	4285	.445	939	1259	.746	396	1132	.350	5151	103.0	670	1496	2166	43.3	989	1036	816	377	465
Reno	50	1822	4163	.438	958	1352	.709	398	1154	.345	5000	100.0	582	1548	2130	42.6	988	1022	801	238	402
Rio Grande Valley	50	2034	4300	.473	1071	1462	.733	482	1354	.356	5621	112.4	672	1687	2359	47.2	1122	1028	868	325	503
Santa Cruz	50	1880	4249	.442	867	1219	.711	314	979	.321	4941	98.8	694	1730	2424	48.5	1069	1114	934	326	506
Sioux Falls	50	1892	4175	.453	863	1252	.689	333	1026	.325	4980	99.6	613	1599	2212	44.2	962	942	888	343	489
Springfield	50	1952	4437	.440	792	1149	.689	389	1067	.365	5085	101.7	750	1495	2245	44.9	933	1089	808	270	413
Texas	50	1747	4142	.422	1068	1442	.741	389	1161	.335	4951	99.0	657	1537	2194	43.9	867	1107	794	273	484
Tulsa	50	1812	3938	.460	849	1228	.691	388	1034	.375	4861	97.2	625	1481	2106	42.1	1003	1162	822	249	426
LEAGUE TOTALS	30192	67824		.445	15059	20654	.729	5711	16482	.346	81154	101.4	10666	25313	35979	45.0	15867	17101	13196	4391	7329
LEAGUE PER GAME AVG		37.7	84.8		18.8	25.8		7.1	20.6				13.3	31.6			19.8	21.4	16.5	5.5	9.2

2012-13 NBA D-League Team Averages Comparisons

TEAM	Points per Game		Field Goal Percentage		Turnovers per Game		Rebound Percentages		
	OWN	OPP	OWN	OPP	OWN	OPP	OFF	DEF	TOT
Austin	102.3	99.8	.467	.437	17.2	15.0	.321	.729	.531
Bakersfield	106.3	101.6	.439	.436	16.9	17.3	.295	.732	.511
Canton	99.1	96.0	.452	.438	16.8	14.6	.310	.726	.523
Erie	99.4	99.4	.441	.442	15.6	15.4	.286	.694	.492
Fort Wayne	104.1	101.5	.434	.440	15.2	17.3	.323	.706	.509
Idaho	100.1	102.3	.427	.461	16.3	17.2	.305	.729	.506
Iowa	99.6	103.9	.435	.462	15.2	16.3	.286	.695	.484
Los Angeles	100.4	103.3	.455	.441	16.2	17.5	.258	.673	.470
Maine	103.0	104.1	.445	.456	16.3	17.0	.302	.665	.485
Reno	100.0	105.0	.438	.463	16.0	16.0	.259	.700	.478
Rio Grande Valley	112.4	105.3	.473	.440	17.4	17.6	.304	.703	.511
Santa Cruz	98.8	96.8	.442	.408	18.7	17.1	.305	.718	.517
Sioux Falls	99.6	101.4	.453	.446	17.8	16.9	.280	.705	.496
Springfield	101.7	104.3	.440	.454	16.2	15.8	.321	.677	.494
Texas	99.0	100.8	.422	.449	15.9	17.4	.282	.690	.481
Tulsa	97.2	97.4	.460	.452	16.4	15.7	.305	.713	.510

BOLD indicates league best





2012-13 D-LEAGUE REVIEW

2012-13 NBA D-League Single-Game Highs

	High	Player	Team	Opponent	Date
Points (Top 5)	49	Jermaine Taylor	Maine	at Springfield	03/23/13
	49	Tony Mitchell	Fort Wayne	at Sioux Falls	04/05/13
	47	Tony Mitchell	Fort Wayne	Austin	03/22/13
	42	Demetris Nichols	Sioux Falls	Iowa	02/19/13
	42	Justin Dentmon	Texas	Springfield	04/05/13
	42	Jerel McNeal	Bakersfield	at Fort Wayne	03/10/13
	42	Andrew Goudelock	Rio Grande Valley	Tulsa	03/27/13
Rebounds:	25	Rick Jackson	Austin	Rio Grande Valley	01/27/13
	25	Mike Davis	Sioux Falls	at Texas	01/25/13
Assists:	17	Andre Barrett	Maine	Iowa	01/18/13
	17	Anthony Harris	Fort Wayne	Maine	01/31/13
Field Goals Made:	20	Jermaine Taylor	Maine	at Springfield	03/23/13
Free Throws Made:	14	Ron Howard	Fort Wayne	Maine	11/25/12
	14	Tony Mitchell	Fort Wayne	at Sioux Falls	04/05/13
	14	Shelvin Mack	Maine	at Erie	12/06/12
3PT Field Goals Made:	9	Darius Rice	Texas	at Sioux Falls	01/19/13
Blocked Shots:	14	Fab Melo	Maine	Erie	12/22/12
Steals:	7	Micah Downs	Maine	Springfield	12/31/12
	7	Paul Harris	Iowa	Austin	02/22/13
	7	Andrew Goudelock	Rio Grande Valley	at Reno	03/10/13
	7	Courtney Fortson	Los Angeles	Texas	03/06/13
	7	Cory Joseph	Austin	Canton	02/08/13
	7	Terrence Jones	Rio Grande Valley	Tulsa	03/26/13
	7	Stephen Dennis	Bakersfield	at Idaho	03/30/13
Minutes:	52	Jamario Moon	Los Angeles	Reno	12/15/12
	52	Tony Mitchell	Fort Wayne	Austin	03/22/13
Field Goals Att:	41	Tony Mitchell	Fort Wayne	Austin	03/22/13
Free Throws Att:	20	Ron Howard	Fort Wayne	at Maine	03/14/13
3PT Field Goals Att:	21	Darius Rice	Texas	at Sioux Falls	01/19/13
	21	Darius Rice	Texas	at Rio Grande Valley	01/23/13





2012-13 NBA D-League GATORADE Call-Ups

Player	D-League Team	NBA Team
Daniel Orton	Tulsa	Oklahoma City Thunder
James Anderson	Rio Grande Valley	San Antonio Spurs
		Houston Rockets
Kevin Jones	Canton	Cleveland Cavaliers
Jeff Adrien	Rio Grande Valley	Charlotte Bobcats
Chris Douglas-Roberts	Texas	Dallas Mavericks
Shelvin Mack	Maine	Washington Wizards
		Philadelphia 76ers
		Atlanta Hawks
Garrett Temple	Reno	Washington Wizards
Jarvis Varnado	Sioux Falls	Boston Celtics
		Miami Heat
Lazar Hayward	Los Angeles	Minnesota Timberwolves
Mike James	Texas	Dallas Mavericks
Damion James	Bakersfield	Brooklyn Nets
Chris Johnson	Santa Cruz	Minnesota Timberwolves
Chris Johnson	Rio Grande Valley	Memphis Grizzlies
Tim Ohlbrecht	Rio Grande Valley	Houston Rockets
Henry Sims	Erie	New Orleans Hornets
Terrel Harris	Erie	New Orleans Hornets
Malcolm Thomas	Los Angeles	Golden State Warriors
		Chicago Bulls
Maalik Wyans	Rio Grande Valley	Los Angeles Clippers
Travis Leslie	Santa Cruz	Utah Jazz
Chris Wright	Iowa	Dallas Mavericks
DaJuan Summers	Maine	Los Angeles Clippers
Chris Quinn	Tulsa	Cleveland Cavaliers
Justin Dentmon	Texas	Dallas Mavericks
Jerel McNeal	Bakersfield	Utah Jazz
Justin Holiday	Idaho	Philadelphia 76ers
Kris Joseph	Springfield	Brooklyn Nets
Scott Machado	Santa Cruz	Golden State Warriors
Andrew Goudelock	Rio Grande Valley	Los Angeles Lakers
Willie Reed	Springfield	Memphis Grizzlies
Dwayne Jones	Texas	Golden State Warriors

***36 Call-Ups, 31 Players**



2012-13 D-LEAGUE REVIEW

2012-13 NBA D-League Assignments

Player	D-League Team	NBA Team	Date Assigned
Perry Jones	Tulsa 66ers	Oklahoma City Thunder	April 19, 2013
Jeremy Lamb	Tulsa 66ers	Oklahoma City Thunder	April 19, 2013
DeAndre Liggins	Tulsa 66ers	Oklahoma City Thunder	April 19, 2013
Diante Garrett	Bakersfield Jam	Phoenix Suns	April 11, 2013
Perry Jones	Tulsa 66ers	Oklahoma City Thunder	April 9, 2013
Jeremy Lamb	Tulsa 66ers	Oklahoma City Thunder	April 9, 2013
DeAndre Liggins	Tulsa 66ers	Oklahoma City Thunder	April 9, 2013
Tim Ohlbrecht	Rio Grande Valley Vipers	Houston Rockets	April 9, 2013
Scott Machado	Santa Cruz Warriors	Golden State Warriors	April 8, 2013
Keyon Dooling	Reno Bighorns	Memphis Grizzlies	April 6, 2013
Tony Wroten	Reno Bighorns	Memphis Grizzlies	April 6, 2013
Diante Garrett	Bakersfield Jam	Phoenix Suns	April 6, 2013
Jeremy Lamb	Tulsa 66ers	Oklahoma City Thunder	April 6, 2012
DeAndre Liggins	Tulsa 66ers	Oklahoma City Thunder	April 6, 2012
Aron Baynes	Austin Toros	San Antonio Spurs	April 5, 2013
Robert Sacre	L.A. D-Fenders	L.A. Lakers	April 4, 2013
Darius Morris	L.A. D-Fenders	L.A. Lakers	April 4, 2013
DeAndre Liggins	Tulsa 66ers	Oklahoma City Thunder	Mar. 26, 2013
Daniel Orton	Tulsa 66ers	Oklahoma City Thunder	Mar. 26, 2013
DeAndre Liggins	Tulsa 66ers	Oklahoma City Thunder	Mar. 23, 2013
Daniel Orton	Tulsa 66ers	Oklahoma City Thunder	Mar. 23, 2013
Perry Jones	Tulsa 66ers	Oklahoma City Thunder	Mar. 23, 2013
Aron Baynes	Austin Toros	San Antonio Spurs	Mar. 25, 2013
Terrence Jones	Rio Grande Valley Vipers	Houston Rockets	Mar. 21, 2013
Jarvis Varnado	Sioux Falls Skyforce	Miami Heat	Mar. 1, 2013
Tyshawn Taylor	Springfield Armor	Brooklyn Nets	Mar. 18, 2013
Tornike Shengelia	Springfield Armor	Brooklyn Nets	Mar. 18, 2013
Aron Baynes	Austin Toros	San Antonio Spurs	Mar. 15, 2013
Nando De Colo	Austin Toros	San Antonio Spurs	Mar. 15, 2013
Tyshawn Taylor	Springfield Armor	Brooklyn Nets	Mar. 15, 2013
Tornike Shengelia	Springfield Armor	Brooklyn Nets	Mar. 15, 2013
Kevin Jones	Canton Charge	Cleveland Cavaliers	Mar. 13, 2013
Kent Bazemore	Santa Cruz Warriors	Golden State Warriors	Mar. 12, 2012
Malcolm Thomas	Santa Cruz Warriors	Golden State Warriors	Mar. 12, 2012
Perry Jones	Tulsa 66ers	Oklahoma City Thunder	Mar. 10, 2012
Jeremy Lamb	Tulsa 66ers	Oklahoma City Thunder	Mar. 10, 2012
Darius Morris	L.A. D-Fenders	L.A. Lakers	Mar. 9, 2012
Robert Sacre	L.A. D-Fenders	L.A. Lakers	Mar. 9, 2012
Darius Morris	L.A. D-Fenders	L.A. Lakers	Mar. 7, 2012
Robert Sacre	L.A. D-Fenders	L.A. Lakers	Mar. 7, 2012
DeAndre Liggins	Tulsa 66ers	Oklahoma City Thunder	Mar. 7, 2012
Daniel Orton	Tulsa 66ers	Oklahoma City Thunder	Mar. 7, 2012
Quincy Acy	Bakersfield Jam	Toronto Raptors	Mar. 4, 2012
Kevin Jones	Canton Charge	Cleveland Cavaliers	Mar. 2, 2013
Mike Scott	Bakersfield Jam	Atlanta Hawks	Mar. 1, 2012
Jarvis Varnado	Sioux Falls Skyforce	Miami Heat	Mar. 1, 2013
Fab Melo	Maine Red Claws	Boston Celtics	Mar. 1, 2013
Aron Baynes	Austin Toros	San Antonio Spurs	Feb. 28, 2013
Tornike Shengelia	Springfield Armor	Brooklyn Nets	Feb. 28, 2013
Perry Jones	Tulsa 66ers	Oklahoma City Thunder	Feb. 28, 2013
Jeremy Lamb	Tulsa 66ers	Oklahoma City Thunder	Feb. 28, 2013
DeAndre Liggins	Tulsa 66ers	Oklahoma City Thunder	Feb. 28, 2013
Kevin Jones	Canton Charge	Cleveland Cavaliers	Feb. 28, 2013
Tyler Honeycutt	Rio Grande Valley Vipers	Houston Rockets	Feb. 24, 2013
Dexter Pittman	Sioux Falls Skyforce	Miami Heat	Feb. 18, 2013
Greg Smith	Rio Grande Valley Vipers	Houston Rockets	Feb. 10, 2013
Fab Melo	Maine Red Claws	Boston Celtics	Feb. 8, 2013
Miles Plumlee	Fort Wayne Mad Ants	Indiana Pacers	Feb. 4, 2013
Dexter Pittman	Sioux Falls Skyforce	Miami Heat	Feb. 3, 2013
Doron Lamb	Fort Wayne Mad Ants	Milwaukee Bucks	Feb. 3, 2013
Terrence Jones	Rio Grande Valley Vipers	Houston Rockets	Feb. 1, 2013
Aron Baynes	Austin Toros	San Antonio Spurs	Feb. 1, 2013

NBA D-LEAGUE

2012-13 D-LEAGUE REVIEW



2012-13 NBA D-League Assignments

Player	D-League Team	NBA Team	Date Assigned
Miles Plumlee	Fort Wayne Mad Ants	Indiana Pacers	Jan. 31, 2013
Kevin Jones	Canton Charge	Cleveland Cavaliers	Jan. 30, 2012
Julyan Stone	Iowa Energy	Denver Nuggets	Jan. 30, 2013
Jared Cunningham	Texas Legends	Dallas Mavericks	Jan. 28, 2013
Josh Selby	Canton Charge	Cleveland Cavaliers	Jan. 24, 2013
Cory Joseph	Austin Toros	San Antonio Spurs	Jan. 24, 2013
Cory Joseph	Austin Toros	San Antonio Spurs	Jan. 23, 2013
Donatas Motiejunas	Rio Grande Valley Vipers	Houston Rockets	Jan. 22, 2013
Tyshawn Taylor	Springfield Armor	Brooklyn Nets	Jan. 22, 2013
Tornike Shengelia	Springfield Armor	Brooklyn Nets	Jan. 22, 2013
Jeremy Lamb	Tulsa 66ers	Oklahoma City Thunder	Jan. 21, 2013
Daniel Orton	Tulsa 66ers	Oklahoma City Thunder	Jan. 21, 2013
Kevin Jones	Canton Charge	Cleveland Cavaliers	Jan. 21, 2012
Jeremy Tyler	Santa Cruz Warriors	Golden State Warriors	Jan. 20, 2013
Dexter Pittman	Sioux Falls Skyforce	Miami Heat	Jan. 18, 2013
Terrence Jones	Rio Grande Valley Vipers	Houston Rockets	Jan. 16, 2013
Miles Plumlee	Fort Wayne Mad Ants	Indiana Pacers	Jan. 16, 2013
Doron Lamb	Fort Wayne Mad Ants	Milwaukee Bucks	Jan. 12, 2013
Fab Melo	Maine Red Claws	Boston Celtics	Jan. 11, 2013
Tony Wroten	Reno Bighorns	Memphis Grizzlies	Jan. 11, 2013
Diante Garrett	Bakersfield Jam	Phoenix Suns	Jan. 10, 2013
Patrick Beverly	Rio Grande Valley Vipers	Houston Rockets	Jan. 7, 2013
Will Barton	Idaho Stampede	Portland Trail Blazers	Jan. 6, 2013
Nolan Smith	Idaho Stampede	Portland Trail Blazers	Jan. 6, 2013
Robert Sacre	L.A. D-Fenders	L.A. Lakers	Jan. 5, 2013
Kris Joseph	Maine Red Claws	Boston Celtics	Jan. 4, 2013
Nando De Colo	Austin Toros	San Antonio Spurs	Jan. 4, 2013
Jeremy Lamb	Tulsa 66ers	Oklahoma City Thunder	Jan. 4, 2013
Perry Jones	Tulsa 66ers	Oklahoma City Thunder	Jan. 4, 2013
Daniel Orton	Tulsa 66ers	Oklahoma City Thunder	Jan. 4, 2013
Jon Leuer	Canton Charge	Cleveland Cavaliers	Jan. 3, 2013
Orlando Johnson	Fort Wayne Mad Ants	Indiana Pacers	Jan. 3, 2013
Miles Plumlee	Fort Wayne Mad Ants	Indiana Pacers	Jan. 3, 2013
Kent Bazemore	Santa Cruz Warriors	Golden State Warriors	Dec. 31, 2012
Jeremy Tyler	Santa Cruz Warriors	Golden State Warriors	Dec. 31, 2012
Darius Miller	Iowa Energy	New Orleans Hornets	Dec. 31, 2012
Royce White	Rio Grande Valley Vipers	Houston Rockets	Dec. 29, 2012
Miles Plumlee	Fort Wayne Mad Ants	Indiana Pacers	Dec. 28, 2012
Samardo Samuels	Canton Charge	Cleveland Cavaliers	Dec. 28, 2012
Kent Bazemore	Santa Cruz Warriors	Golden State Warriors	Dec. 27, 2012
Jeremy Tyler	Santa Cruz Warriors	Golden State Warriors	Dec. 27, 2012
Quincy Miller	Iowa Energy	Denver Nuggets	Dec. 27, 2012
DeAndre Liggins	Tulsa 66ers	Oklahoma City Thunder	Dec. 27, 2012
Perry Jones	Tulsa 66ers	Oklahoma City Thunder	Dec. 27, 2012
Daniel Orton	Tulsa 66ers	Oklahoma City Thunder	Dec. 27, 2012
Terrence Jones	Rio Grande Valley Vipers	Houston Rockets	Dec. 26, 2012
Tony Wroten	Reno Bighorns	Utah Jazz	Dec. 26, 2012
Dexter Pittman	Sioux Falls Skyforce	Miami Heat	Dec. 24, 2012
Fab Melo	Maine Red Claws	Boston Celtics	Dec. 24, 2012
Jeremy Tyler	Santa Cruz Warriors	Golden State Warriors	Dec. 23, 2012
Kent Bazemore	Santa Cruz Warriors	Golden State Warriors	Dec. 23, 2012
Kris Joseph	Maine Red Claws	Boston Celtics	Dec. 22, 2012
Reggie Jackson	Tulsa 66ers	Oklahoma City Thunder	Dec. 21, 2012
Arnett Moultrie	Sioux Falls Skyforce	Philadelphia 76ers	Dec. 21, 2012
Tyshawn Taylor	Springfield Armor	Brooklyn Nets	Dec. 21, 2012
Tornike Shengelia	Springfield Armor	Brooklyn Nets	Dec. 21, 2012
Chris Copeland	Erie BayHawks	New York Knicks	Dec. 20, 2012
James White	Erie BayHawks	New York Knicks	Dec. 20, 2012
Kawhi Leonard	Austin Toros	San Antonio Spurs	Dec. 19, 2012
DeAndre Liggins	Tulsa 66ers	Oklahoma City Thunder	Dec. 19, 2012
Perry Jones	Tulsa 66ers	Oklahoma City Thunder	Dec. 19, 2012
Amar'e Stoudemire	Erie BayHawks	New York Knicks	Dec. 18, 2012

NBA D-LEAGUE





2012-13 D-LEAGUE REVIEW

2012-13 NBA D-League Assignments

Player	D-League Team	NBA Team	Date Assigned
Chris Copeland	Erie BayHawks	New York Knicks	Dec. 18, 2012
James White	Erie BayHawks	New York Knicks	Dec. 18, 2012
Josh Selby	Reno Bighorns	Memphis Grizzlies	Dec. 17, 2012
Cory Joseph	Austin Toros	San Antonio Spurs	Dec. 17, 2012
Terrence Jones	Rio Grande Valley Vipers	Houston Rockets	Dec. 14, 2012
Donatas Motiejunas	Rio Grande Valley Vipers	Houston Rockets	Dec. 14, 2012
Victor Claver	Idaho Stampede	Portland Trail Blazers	Dec. 14, 2012
Joel Freeland	Idaho Stampede	Portland Trail Blazers	Dec. 14, 2012
Jeremy Lamb	Tulsa 66ers	Oklahoma City Thunder	Dec. 14, 2012
Daniel Orton	Tulsa 66ers	Oklahoma City Thunder	Dec. 14, 2012
Miles Plumlee	Fort Wayne Mad Ants	Indiana Pacers	Dec. 13, 2012
Fab Melo	Maine Red Claws	Boston Celtics	Dec. 12, 2012
Khris Middleton	Fort Wayne Mad Ants	Detroit Pistons	Dec. 12, 2012
Kim English	Fort Wayne Mad Ants	Detroit Pistons	Dec. 12, 2012
Jared Cunningham	Texas Legends	Dallas Mavericks	Dec. 11, 2012
Reggie Jackson	Tulsa 66ers	Oklahoma City Thunder	Dec. 8, 2012
Kris Joseph	Maine Red Claws	Boston Celtics	Dec. 8, 2012
Daniel Orton	Tulsa 66ers	Oklahoma City Thunder	Dec. 8, 2012
Jeremy Lamb	Tulsa 66ers	Oklahoma City Thunder	Dec. 8, 2012
Victor Claver	Idaho Stampede	Portland Trail Blazers	Dec. 7, 2012
Will Barton	Idaho Stampede	Portland Trail Blazers	Dec. 7, 2012
Jon Leuer	Canton Charge	Cleveland Cavaliers	Dec. 7, 2012
Quincy Acy	Bakersfield Jam	Toronto Raptors	Dec. 6, 2012
Perry Jones	Tulsa 66ers	Oklahoma City Thunder	Dec. 3, 2012
Nando de Colo	Austin Toros	San Antonio Spurs	Dec. 2, 2012
Kris Joseph	Maine Red Claws	Boston Celtics	Dec. 2, 2012
Jeremy Tyler	Santa Cruz Warriors	Golden State Warriors	Dec. 2, 2012
John Jenkins	Bakersfield Jam	Atlanta Hawks	Dec. 1, 2012
Mike Scott	Bakersfield Jam	Atlanta Hawks	Dec. 1, 2012
Cory Joseph	Austin Toros	San Antonio Spurs	Dec. 1, 2012
Kent Bazemore	Santa Cruz Warriors	Golden State Warriors	Nov. 30, 2012
Terrence Jones	Rio Grande Valley Vipers	Houston Rockets	Nov. 30, 2012
Scott Machado	Rio Grande Valley Vipers	Houston Rockets	Nov. 30, 2012
Kevin Jones	Canton Charge	Cleveland Cavaliers	Nov. 29, 2012
Fab Melo	Maine Red Claws	Boston Celtics	Nov. 29, 2012
Kris Joseph	Maine Red Claws	Boston Celtics	Nov. 29, 2012
Kendall Marshall	Bakersfield Jam	Phoenix Suns	Nov. 29, 2012
Jeremy Lamb	Tulsa 66ers	Oklahoma City Thunder	Nov. 29, 2012
Robert Sacre	L.A. D-Fenders	L.A. Lakers	Nov. 28, 2012
Robert Sacre	L.A. D-Fenders	L.A. Lakers	Nov. 27, 2012
Tony Wroten	Reno Bighorns	Utah Jazz	Nov. 27, 2012
Kevin Murphy	Reno Bighorns	Utah Jazz	Nov. 26, 2012
Darius Johnson-Odom	L.A. D-Fenders	L.A. Lakers	Nov. 25, 2012
Daniel Orton	Tulsa 66ers	Oklahoma City Thunder	Nov. 22, 2012
DeAndre Liggins	Tulsa 66ers	Oklahoma City Thunder	Nov. 22, 2012
Miles Plumlee	Fort Wayne Mad Ants	Indiana Pacers	Nov. 22, 2012
Orlando Johnson	Fort Wayne Mad Ants	Indiana Pacers	Nov. 22, 2012
Darius Johnson-Odom	L.A. D-Fenders	L.A. Lakers	Nov. 17, 2012
Cory Joseph	Austin Toros	San Antonio Spurs	Nov. 15, 2012
Darius Johnson-Odom	L.A. D-Fenders	L.A. Lakers	Nov. 14, 2012
Fab Melo	Maine Red Claws	Boston Celtics	Nov. 14, 2012
Kris Joseph	Maine Red Claws	Boston Celtics	Nov. 14, 2012
Donatas Motiejunas	Rio Grande Valley Vipers	Houston Rockets	Nov. 14, 2012
Scott Machado	Rio Grande Valley Vipers	Houston Rockets	Nov. 14, 2012
Quincy Miller	Iowa Energy	Denver Nuggets	Nov. 13, 2012
Darius Johnson-Odom	L.A. D-Fenders	L.A. Lakers	Nov. 10, 2012
Tyler Honeycutt	Reno Bighorns	Sacramento Kings	Nov. 7, 2012



Year-by-Year D-League Champions

Season	League Champion	Runner-Up
2001-02	Greenville Groove	North Charleston Lowgators
2002-03	Mobile Revelers	Fayetteville Patriots
2003-04	Asheville Altitude	Huntsville Flight
2004-05	Asheville Altitude	Columbus Riverdragons
2005-06	Albuquerque Thunderbirds	Fort Worth Flyers
2006-07	Dakota Wizards	Colorado 14ers
2007-08	Idaho Stampede	Austin Toros
2008-09	Colorado 14ers	Utah Flash
2009-10	Rio Grande Valley Vipers	Tulsa 66ers
2010-11	Iowa Energy	Rio Grande Valley Vipers
2011-12	Austin Toros	Los Angeles D-Fenders
2012-13	Rio Grande Valley Vipers	Santa Cruz Warriors

Year-by-Year Award Winners

Season	Most Valuable Player	Coach of the Year	Rookie of the Year
2001-02	Ansu Sesay (Greenville)		Fred House (North Charleston)
2002-03	Devin Brown (Fayetteville)		Devin Brown (Fayetteville)
2003-04	Tierre Brown (Charleston)		Desmond Penigar (Asheville)
2004-05	Matt Carroll (Roanoke)		James Thomas (Roanoke)
2005-06	Marcus Fizer (Austin)		Will Bynum (Roanoke)
2006-07	Randy Livingston (Idaho)	Bryan Gates (Idaho)	Louis Amundson (Colorado)
2007-08	Kasib Powell (Sioux Falls)	Bryan Gates (Idaho)	Blake Ahearn (Dakota)
2008-09	Courtney Sims (Iowa)	Quin Snyder (Austin)	Othys Jeffers (Iowa)
2009-10	Mike Harris (Rio Grande Val.)	Chris Finch (Rio Grande Val.)	Alonzo Gee (Austin)
2010-11	Curtis Stinson (Iowa)	Nick Nurse (Iowa)	DeShawn Sims (Maine)
2011-12	Justin Dentmon (Austin)	Eric Musselman (L.A.)	Edwin Ubiles (Dakota)
2012-13	Andrew Goudelock (Rio Grande V)	Alex Jensen (Canton)	Tony Mitchell (Fort Wayne)

Season	Defensive Player of the Year	Impact Player of the Year	Sportsmanship Award
2001-02	Jeff Myers (Greenville)		Mike Wilks (Huntsville)
2002-03	Mikki Moore (Roanoke)		Billy Thomas (Greenville)
2003-04	Karim Shabazz (Charleston)		
2004-05	Derrick Zimmerman (Columbus)		
2005-06	Derrick Zimmerman (Austin)		Ime Udoka (Fort Worth)
2006-07	Renaldo Major (Dakota)		Roger Powel (Arkansas)
2007-08	Mouhamed Sene (Idaho)	Morris Almond (Utah)	Billy Thomas (Colorado)
	Stephane Lasme (L.A.)		
2008-09	Brent Petway (Idaho)	Eddie Gill (Colorado)	Will Conroy (Albuquerque)
2009-10	Greg Stiemsma (Sioux Falls)	Brian Butch (Bakersfield)	Andre Ingram (Utah)
2010-11	Chris Johnson (Dakota)	Jeff Adrien (Rio Grande Val.)	Larry Owens (Tulsa)
2011-12	Stephon Hannah (Dakota)	Eric Dawson (Austin)	Moses Ehambe (Iowa)
2012-13	Stephon Hannah (Santa Cruz)	Rasual Butler (Tulsa)	Ron Howard (Fort Wayne)





2013-14 D-LEAGUE PREVIEW

2013-14 NBA D-League Key Dates

- October 1 2013 NBA Training Camps open for practice
- October 28 Rosters Set for 2013-14 NBA Opening Day (by 5.p.m. ET)
- October 29 2013-14 NBA Season Tips Off
- November 1 NBA D-League Draft, 7 p.m. ET
- November 9-10 NBA D-League players arrive in markets
- November 11 NBA D-League training camps begin
- November 14-20 NBA D-League Preseason Games (exact dates, locations, TBD)
- November 21 NBA D-League 10-man opening day rosters set by 5 p.m. ET
- November 22 2012-13 NBA D-League regular season begins
- January 5-9 NBA D-League Showcase (Reno, NV)
- January 6 NBA 10-day contracts can now be signed
- February 15 NBA D-League All-Star Game (New Orleans, LA)
- April 5 NBA D-League regular season ends
- April 9 NBA D-League Postseason begins (earliest possible start date)

2013-14 NBA D-League Teams and NBA Affiliates

Team	NBA Affiliate
Austin Toros	San Antonio Spurs
Bakersfield Jam	Atlanta Hawks, Los Angeles Clippers, Phoenix Suns, Toronto Raptors, Utah Jazz
Canton Charge	Cleveland Cavaliers
Delaware 87ers	Philadelphia 76ers
Erie BayHawks	New York Knicks
Fort Wayne Mad Ants	Charlotte Bobcats, Detroit Pistons, Indiana Pacers, Memphis Grizzlies, Milwaukee Bucks, Orlando Magic
Idaho Stampede	Portland Trail Blazers
Iowa Energy	Chicago Bulls, Denver Nuggets, Minnesota Timberwolves, New Orleans Pelicans, Washington Wizards
Los Angeles D-Fenders	L.A. Lakers
Maine Red Claws	Boston Celtics
Reno Bighorns	Sacramento Kings
Rio Grande Valley Vipers	Houston Rockets
Santa Cruz Warriors	Golden State Warriors
Sioux Falls SkyForce	Miami Heat
Springfield Armor	Brooklyn Nets
Texas Legends	Dallas Mavericks
Tulsa 66ers	Oklahoma City Thunder





NBA AFFILIATE:



AUSTIN TOROS

12885 N. Highway 183
Suite 107
Austin, TX 78750
(512) 236-8333
AustinToros.com



Ken McDonald
Head Coach

Chariman & CEO.....Peter M. Holt
General Manager.....Brian Pauga
Head Coach.....Ken McDonald
Assistant Coach.....Anthony Carter
Assistant Coach.....Ira Newble
Athletic Trainer.....Keith Abrams
Radio Broadcaster.....Marc Hoenig
Public Relations.....Perri Travillion
Public Relations Email.....ptravillion@autsintoros.com

2012-13 Results and 2013-14 Matchups

2012-13 Results

Date	Site	Result	Score
Jan. 18	Tulsa	L	99-101
Jan. 19	Tulsa	W	96-87
Feb. 9	Austin	L	103-106 (OT)
Mar. 29	Austin	W	91-90
Mar. 30	Tulsa	L	83-99

2013-14 Matchups

Date	Site	Time
Dec. 27	Tulsa	7:00 p.m.
Dec. 29	Austin	3:00 p.m.
Jan. 31	Austin	7:30 p.m.
Feb. 1	Austin	12:00 p.m.
Mar. 29	Tulsa	7:00 p.m.

Series History

66ers vs. Austin All-Time

Season	Home	Road	Total
2005-06	2-2	1-3	3-5
2006-07	2-1	1-2	3-3
2007-08	3-1	1-3	4-4
2008-09	0-4	0-3	0-7
2009-10	2-0	2-2	4-2
2010-11	2-0	2-0	4-0
2011-12	1-1	0-3	1-4
2012-13	1-2	1-1	2-3
Totals:	13-11	8-17	21-28

Team Info:

Home Arena..... Cedar Park Center (4,672)
Colors Black and Silver
Year Founded 2005
2012-13 Record..... 27-23
2012-13 Playoffs..... Lost in Semifinals

66ers vs. Austin:

Last Win..... 3/29/13 (91-90 at Austin)
Last Home Win 1/19/13 (96-87 at Tulsa)
Last Road Win 3/29/13 (91-90 at Austin)
Last Loss 3/30/13 (83-99 at Tulsa)
Last Home Loss..... 3/30/13 (83-99 at Tulsa)
Last Road Loss..... 2/9/13 (87-114 at Austin)
Current Streak Lost One





OPPONENTS



BAKERSFIELD JAM

1400 Norris Road
Bakersfield, CA 93308
(661) 615-6550
BakersfieldJam.com

NBA AFFILIATES:



Majority Owner Stan Ellis
 Managing Partner David Higdon
 Head Coach Will Voigt
 Assistant Coach/Strength and Conditioning Coach John Bryant
 Assistant Coach Rod Baker
 Player Development Coach George Galanopoulos
 Head Video Coordinator Danny Mills
 Head Athletic Trainer Shaun Mirza
 Webcast Broadcaster Rick Hudgens, Matt Guinn, Alex Lee
 Public Relations William Aquije
 Public Relations Email william@bakersfieldjam.com



Will Voigt
Head Coach

2012-13 Results and 2013-14 Matchups

2012-13 Results

Date	Site	Result	Score
Dec. 14	Bakersfield	L	94-101
Dec. 15	Bakersfield	W	114-98
Mar. 19	Tulsa	L	70-101

2013-14 Matchups

Date	Site	Time
Jan. 17	Bakersfield	7:00 p.m.
Mar. 16	Tulsa	4:00 p.m.

Series History

66ers vs. Bakersfield All-Time

Season	Home	Road	Total
2006-07	1-1	1-0	2-1
2007-08	1-0	1-0	2-0
2008-09	1-0	0-1	1-1
2009-10	0-1	0-1	0-2
2010-11	0-0	1-1	1-1
2011-12	0-1	0-2	0-3
2012-13	0-1	1-1	1-2
Totals:	3-4	4-6	7-10

Team Info:

Home Arena Dignity Health Event Center (750)
 Colors Red and Blue
 Year Founded 2006
 2012-13 Record 36-14
 2012-13 Playoffs Lost in First Round

66ers vs. Bakersfield:

Last Win 12/15/12 (114-98 at Bakersfield)
 Last Home Win 03/29/09 (98-91 at Tulsa)
 Last Road Win 12/15/12 (114-98 at Bakersfield)
 Last Loss 3/19/13 (70-101 at Tulsa)
 Last Home Loss 3/19/13 (70-101 at Tulsa)
 Last Road Loss 12/14/12 (94-101 at Bakersfield)
 Current Streak Lost One




NBA AFFILIATE:



CANTON CHARGE

1101 Market Avenue North
Canton, OH 44702
(330) 489-1701
CantonCharge.com



Steve Hetzel
Head Coach

Chairman/Majority Owner..... Dan Gilbert
Senior Vice President and Chief Operating Officer Alan Mowrey
Vice President of Basketball Operations, Cleveland Cavaliers David Griffin
Director of Development League Operations Mike Gansey
Head Coach..... Steve Hetzel
Assistant Coach..... James Posey
Athletic Trainer..... Mike Gittinger
Webcast Broadcaster Scott Zurilla
Public Relations..... Sean Wyatt
Public Relations Email..... swyatt@cantoncharge.com

2012-13 Results and 2013-14 Matchups

2012-13 Results

Date	Site	Result	Score
Dec. 22	Tulsa	W	99-91
Dec. 28	Canton	L	96-104
Dec. 29	Canton	L	80-89

2013-14 Matchups

Date	Site	Time
Dec. 11	Canton	6:00 p.m.
Apr. 4	Tulsa	7:00 p.m.

Series History

66ers vs. Canton All-Time

Season	Home	Road	Total
2011-12	0-1	0-0	0-1
2012-13	1-0	0-2	1-2
Totals:	1-1	0-2	1-3

Team Info:

Home Arena..... Canton Memorial Civic Center (3,942)
Colors Wine and Gold
Year Founded 2011
2012-13 Record..... 30-20
2012-13 Playoffs..... Lost in First Round

66ers vs. Canton:

Last Win..... 12/22/12 (99-91 at Tulsa)
Last Home Win 12/22/12 (99-91 at Tulsa)
Last Road Win n/a
Last Loss 12/29/12 (80-89 at Canton)
Last Home Loss..... 1/16/12 (103-110 at Tulsa)
Last Road Loss..... 12/29/12 (80-89 at Canton)
Current Streak Lost Two





OPPONENTS



NBA AFFILIATE:



DELAWARE 87ERS

300 Martin Luther King Jr. Blvd.
Wilmington, DE 19801
(302) 504-7587
Sevens.com



Rod Baker
Head Coach

Managing Owner Josh Harris
 Chief Executive Officer Scott O'Neil
 President Aaron Moszer
 General Manager Brandon Williams
 Head Coach Rod Baker
 Assistant Coach TBD
 Athletic Trainer TBD
 Webcast Broadcaster TBD
 Public Relations Nicole Pender
 Public Relations Email nicolepender@sevens.com

2012-13 Results and 2013-14 Matchups

2012-13 Results

Date	Site	Result	Score
Did not compete			

2013-14 Matchups

Date	Site	Time
Dec. 6	Tulsa	7:00 p.m.
Feb. 7	Tulsa	7:00 p.m.
Feb. 8	Tulsa	7:00 p.m.

Series History

Team Info:

Home Arena Bob Carpenter Center (3,748)
 Colors Red, Blue and White
 Year Founded 2013
 2012-13 Record n/a
 2012-13 Playoffs n/a

66ers vs. Delaware:

Last Win n/a
 Last Home Win n/a
 Last Road Win n/a
 Last Loss n/a
 Last Home Loss n/a
 Last Road Loss n/a
 Current Streak n/a



NBA AFFILIATE:



ERIE BAYHAWKS

110 East 8th Street
Erie, PA 16501
(814) 790-5600
ErieBayHawks.com



Gene Cross
Head Coach

Majority Owner and Managing Partner..... Steven J. Demetriou
Lead Local Investor Owen McCormick
Team President..... Matt Bresee
Vice President Mike Uden
Assistant GM, New York Knicks; GM, Bayhawks Basketball Operations..... Allan Houston
Head Coach..... Gene Cross
Assistant Coach..... Ben McDonald
Athletic Trainer..... Kyle Creasy
Radio Broadcaster..... Chris "Red" Hughes
Public Relations..... Jason Vaughan
Public Relations Email..... jason.vaughan@nbaerie.com

2012-13 Results and 2013-14 Matchups

2012-13 Results

Date	Site	Result	Score
Jan. 28	Erie	W	105-95
Feb. 1	Tulsa	W	105-98

2013-14 Matchups

Date	Site	Time
Mar. 5	Tulsa	11:00 a.m.

Series History

66ers vs. Erie All-Time

Season	Home	Road	Total
2008-09	1-0	0-1	1-1
2009-10	0-2	0-0	0-2
2010-11	1-0	1-1	2-1
2011-12	1-0	0-0	1-0
2012-13	1-0	1-0	2-0
Totals:	4-2	2-2	6-4

Team Info:

Home Arena..... Erie Insurance Arena (5,400)
Colors Black, Gold and Red
Year Founded 2008
2012-13 Record..... 26-24
2012-13 Playoffs..... Did Not Qualify

66ers vs. Erie:

Last Win..... 2/1/13 (105-98 at Tulsa)
Last Home Win 2/1/13 (105-98 at Tulsa)
Last Road Win 1/28/13 (105-95 at Tulsa)
Last Loss 3/5/11 (96-98 at Erie)
Last Home Loss..... 1/17/09 (97-102 at Tulsa)
Last Road Loss..... 3/5/11 (96-98 at Erie)
Current Streak Won Three



OPPONENTS



NBA AFFILIATES:



FORT WAYNE MAD ANTS

1910 St. Joe Center Road
Suite 61
Fort Wayne, IN 46825
(260) 469-4667
FortWayneHoops.com

Team President and General Manager..... Jeff Potter
 Head Coach..... Conner Henry
 Assistant Coach..... Steve Gansey
 Athletic Trainer..... Zach Thiele
 Radio Broadcaster..... Bill Hazen
 Public Relations..... Audrey Siebrase
 Public Relations Email..... audrey@fortwaynehoops.com



Conner Henry
Head Coach

2012-13 Results and 2013-14 Matchups

2012-13 Results

Date	Site	Result	Score
Jan. 10	Reno*	L	115-121
Apr. 6	Tulsa	W	101-87

2013-14 Matchups

Date	Site	Time
Jan. 8	Reno	5:30 p.m.

*Fort Wayne was designated the home team

Series History

66ers vs. Fort Wayne All-Time

Season	Home	Road	Total
2007-08	1-0	1-0	2-0
2008-09	0-1	0-1	0-2
2009-10	2-0	0-0	2-0
2010-11	3-1	0-0	3-1
2011-12	1-1	2-0	3-1
2012-13	1-0	0-1	1-1
Totals:	8-3	3-2	11-5

Team Info:

Home Arena..... Allen County War Memorial Coliseum (8,800)
 Colors Crimson and Yellow
 Year Founded 2007
 2012-13 Record 27-23
 2012-13 Playoffs Lost in First Round

66ers vs. Fort Wayne:

Last Win 4/6/13 (101-87 at Tulsa)
 Last Home Win 4/6/13 (101-87 at Tulsa)
 Last Road Win 3/11/12 (91-89 at Fort Wayne)
 Last Loss 1/10/13 (115-121 at Reno/Showcase)
 Last Home Loss 1/28/12 (82-94 at Tulsa)
 Last Road Loss 1/10/13 (115-121 at Reno/Showcase)
 Current Streak Won One



NBA AFFILIATE:



IDAHO STAMPEDE

233 South Capitol Blvd.
Suite 100
Boise, ID 83702
(208) 388-4667
IdahoStampede.com



Michael Peck
Head Coach

Managing Investor..... Bill Ilett
President and General Manager Steve Brandes
Director of Basketball Operations..... Ed Flory
Head Coach..... Michael Peck
Assistant Coach..... Zendon Hamilton
Assistant Coach..... Rob Werdann
Athletic Trainer..... Ben Perez-Pringle
Webcast Broadcaster Mark Snider, Ross Cook
Public Relations..... Ty Carter
Public Relations Email..... Ty@IdahoStampede.com

2012-13 Results and 2013-14 Matchups

2012-13 Results

Date	Site	Result	Score
Jan. 4	Tulsa	L	99-114
Mar. 15	Idaho	W	110-95
Mar. 16	Idaho	W	100-98 (OT)

2013-14 Matchups

Date	Site	Time
Jan. 25	Tulsa	7:00 p.m.

Series History

66ers vs. Idaho All-Time

Season	Home	Road	Total
2006-07	0-2	0-2	0-4
2007-08	0-1	0-1	0-2
2008-09	1-0	0-1	1-1
2009-10	0-0	0-2	0-2
2010-11	0-0	1-1	1-1
2011-12	1-2	2-0	2-2
2012-13	0-1	2-0	2-1
Totals:	2-6	5-7	7-13

Team Info:

Home Arena..... CenturyLink Arena (4,241)
Colors Red, Black and Silver
Year Founded 1996 (CBA); 2006 (D-League)
2012-13 Record..... 19-31
2012-13 Playoffs..... Did Not Qualify

66ers vs. Idaho:

Last Win..... 3/16/13 (100-98, OT at Idaho)
Last Home Win 3/7/12 (94-87 at Tulsa)
Last Road Win 3/16/13 (100-98, OT at Idaho)
Last Loss 1/4/13 (99-114 at Tulsa)
Last Home Loss..... 1/4/13 (99-114 at Tulsa)
Last Road Loss..... 4/16/11 (85-94 at Idaho)
Current Streak Won Two



OPPONENTS




NBA AFFILIATES:



IOWA ENERGY

730 Third Street
Des Moines, IA 50309
(515) 564-8550
IowaNBA.com



Nate Bjorkgren
Head Coach

Ownership Group Representative	Jerry Crawford
General Manager	Chris Makris
Director of Operations	Randi Burrell
Head Coach	Nate Bjorkgren
Assistant Coach	Bruce Wilson
Assistant Coach	Dean Martin
Assistant Coach	Tyler Marsh
Athletic Trainer	Thomas Stier
Radio Broadcaster	TBD
Public Relations	Randi Burrell
Public Relations Email	rburrell@iowanba.com

2012-13 Results and 2013-14 Matchups

2012-13 Results

Date	Site	Result	Score
Dec. 21	Tulsa	W	104-91
Jan. 22	Iowa	W	111-106
Feb. 26	Tulsa	W	102-89
Mar. 7	Tulsa	L	95-103
Mar. 10	Iowa	W	110-99
Mar. 23	Tulsa	W	93-85
Apr. 4	Iowa	L	112-118(OT)

2013-14 Matchups

Date	Site	Time
Nov. 22	Tulsa	7:00 p.m.
Nov. 23	Tulsa	7:00 p.m.
Dec. 22	Iowa	4:00 p.m.
Feb. 4	Oklahoma City	11:00 a.m.
Feb. 11	Iowa	7:00 p.m.
Feb. 28	Iowa	7:00 p.m.
Mar. 22	Iowa	7:00 p.m.

Series History

66ers vs. Iowa All-Time

Season	Home	Road	Total
2006-07	1-0	0-2	1-2
2007-08	0-1	0-1	0-2
2008-09	1-0	0-1	1-1
2009-10	2-2	0-0	2-2
2010-11	2-1	0-0	2-1
2011-12	1-1	1-1	2-2
2012-13	3-1	2-1	5-2
Totals:	10-6	3-6	13-12

Team Info:

Home Arena..... Wells Fargo Arena (16,110)
 Colors Purple and Orange
 Year Founded 2007
 2012-13 Record..... 14-36
 2013-13 Playoffs..... Did Not Qualify

66ers vs. Iowa:

Last Win..... 3/23/13 (93-85 at Tulsa)
 Last Home Win 3/23/13 (93-85 at Tulsa)
 Last Road Win 3/10/13 (110-99 at Iowa)
 Last Loss 4/4/13 (112-118, OT at Iowa)
 Last Home Loss..... 3/7/13 (95-103 at Tulsa)
 Last Road Loss..... 4/4/13 (112-118, OT at Iowa)
 Current Streak Lost One

NBA D-LEAGUE





LOS ANGELES D-FENDERS

555 North Nash Street
El Segundo, CA 90245
(310) 426-6000
D-Fenders.com



NBA AFFILIATE:



President Joey Buss
Vice President, Basketball Operations Glenn Carraro
General Manager Nick Mazzella
Head Coach Bob MacKinnon
Player Development Coach Luke Walton
Athletic Trainer Nina Hsieh
Webcast Broadcaster Eric Rothman
Public Relations Evan Kaplan
Public Relations Email ekaplan@d-fenders.com



Bob MacKinnon
Head Coach

2012-13 Results and 2013-14 Matchups

2012-13 Results

Date	Site	Result	Score
Jan. 25	Tulsa	W	107-84
Jan. 26	Tulsa	L	100-109
Mar. 13	Los Angeles	L	108-110

2013-14 Matchups

Date	Site	Time
Jan. 7	Reno	9:00 p.m.
Jan. 18	Los Angeles	8:30 p.m.

Series History

66ers vs. Los Angeles All-Time

Season	Home	Road	Total
2006-07	1-0	0-2	1-2
2007-08	0-1	0-1	0-2
2008-09	1-0	1-0	2-0
2009-10	0-0	2-0	2-0
2010-11	0-0	0-0	0-0
2011-12	0-0	0-1	0-1
2012-13	1-1	0-1	1-2
Totals:	3-2	3-5	6-7

Team Info:

Home Arena Toyota Sports Center (365)
Colors Purple and Gold
Year Founded 2006
2012-13 Record 21-29
2012-13 Playoffs Did Not Qualify


66ers vs. Los Angeles:

Last Win 1/25/13 (107-84 at Tulsa)
Last Home Win 1/25/13 (107-84 at Tulsa)
Last Road Win 2/10/12 (102-90 at Los Angeles)
Last Loss 3/13/13 (108-110 at Los Angeles)
Last Home Loss 02/14/2008 (99-113 at Tulsa)
Last Road Loss 3/13/13 (108-110 at Los Angeles)
Current Streak Lost Two

NBA D-LEAGUE



OPPONENTS



NBA AFFILIATE:



MAINE RED CLAWS

413 Congress Street
Portland, ME 04101
(207) 210-6655
MaineRedClaws.com



Mike Taylor
Head Coach

President and Chairman..... William Ryan, Jr.
Executive Vice President..... DaJuan Eubanks
Director of Basketball Operations..... Cam Twiss
Head Coach..... Mike Taylor
Assistant Coach..... Tunde Adekola
Assistant Coach..... Ron Nored
Athletic Trainer..... Ryan Donovan
Radio Broadcaster..... Chris Sedenka, Rick Simonds
Public Relations..... Will McClaran
Public Relations Email..... wmccclaran@maineredclaws.com

2012-13 Results and 2012-13 Matchups

2012-13 Results

Date	Site	Result	Score
Jan. 8	Reno*	W	105-93

2013-14 Matchups

Date	Site	Time
Jan. 2	Maine	6:00 p.m.
Jan. 5	Maine	4:00 p.m.

*Tulsa was designated the home team

Series History

66ers vs. Maine All-Time

Season	Home	Road	Total
2009-10	1-0	0-1	1-1
2010-11	0-0	0-1	0-1
2011-12	1-1	0-2	1-3
2012-13	1-0	0-0	0-0
Totals:	3-1	0-4	3-5

Team Info:

Home Arena.....Portland Exposition Building (3,045)
Colors Red and Green
Year Founded 2009
2012-13 Record.....27-23
2012-13 Playoffs.....Lost in First Round

66ers vs. Maine:

Last Win..... 1/8/13 (105-93 at Reno/Showcase)
Last Home Win 1/8/13 (105-93 at Reno/Showcase)
Last Road Win n/a
Last Loss 4/7/12 (82-94 at Maine)
Last Home Loss..... 4/6/12 (99-100 at Maine)
Last Road Loss..... 4/7/12 (82-94 at Maine)
Current Streak Won One

NBA D-LEAGUE





NBA AFFILIATES:



RENO BIGHORNS

9393 Gateway Drive
Suite BH
Reno, NV 89511
(775) 284-2622
RenoBighorns.com



Joel Abelson
Head Coach

Owner/Managing Partner Herb Santos, Jr.
President Shayne Donohue
Head Coach..... Joel Abelson
Assistant Coach..... Tyrone Ellis
Assistant Coach..... Ross McMains
Athletic Trainer..... Jervae Odom
Webcast Broadcaster Dan Gustin, Ethan O'Bryant
Public Relations..... Heather Smith
Public Relations Email:..... hsmith@renobighorns.com

2012-13 Results and 2013-14 Matchups

2012-13 Results

Date	Site	Result	Score
Mar. 1	Tulsa	W	92-88

2013-14 Matchups

Date	Site	Time
Dec. 19	Tulsa	7:00 p.m.

Series History

66ers vs. Reno All-Time

Season	Home	Road	Total
2008-09	0-1	0-1	0-2
2009-10	0-0	2-3	2-3
2010-11	1-0	0-1	1-1
2011-12	1-1	0-0	1-1
2012-13	1-0	0-0	1-0
Totals:	3-2	2-5	5-7

Team Info:

Home Arena..... Reno Events Center (4,191)
Colors Green, Blue and Tan
Year Founded 2008
2012-13 Record..... 16-34
2012-13 Playoffs..... Did Not Qualify

66ers vs. Reno:

Last Win..... 3/1/13 (92-88 at Tulsa)
Last Home Win 3/1/13 (92-88 at Tulsa)
Last Road Win 2/27/10 (96-94 at Reno)
Last Loss 12/16/11 (88-105 at Tulsa)
Last Home Loss..... 12/16/11 (88-105 at Tulsa)
Last Road Loss..... 12/28/10 (91-98 at Reno)
Current Streak Won Two



OPPONENTS



NBA AFFILIATE:



RIO GRANDE VALLEY VIPERS

Uptown Plaza
4500 N. 10th Street, Suite 315
McAllen, TX 78504
(956) 972-1144
RGVipers.com



Nevada Smith
Head Coach

Ownership Group Representative Alonzo Cantu
 President Bert Garcia
 General Manager Gianluca Pascucci
 Head Coach Nevada Smith
 Associate Head Coach Paul Mokeski
 Assistant Coach Doug West
 Director of Player Development BJ Johnson
 Athletic Trainer and Strength and Conditioning Coach Long Hai Lam
 Radio Broadcaster Dennis Scott
 Public Relations Rebecca Sweat
 Public Relations Email rsweat@rgvipers.com

2012-13 Results and 2013-14 Matchups

2012-13 Results

Date	Site	Result	Score
Nov. 30	Tulsa	W	97-94
Dec. 6	Rio Grande	L	87-99
Dec. 8	Tulsa	W	109-98
Dec. 9	Tulsa	W	85-81
Mar. 26	Rio Grande	L	94-104
Mar. 27	Rio Grande	L	105-118

2013-14 Matchups

Date	Site	Time
Nov. 29	Rio Grande	7:00 p.m.
Jan. 27	Rio Grande	7:00 p.m.
Jan. 29	Rio Grande	7:00 p.m.
Feb. 21	Rio Grande	7:00 p.m.
Feb. 22	Rio Grande	7:00 p.m.
Mar. 1	Tulsa	7:00 p.m.
Mar. 28	Tulsa	7:00 p.m.

Series History

66ers vs. RGV All-Time

Season	Home	Road	Total
2007-08	3-1	1-3	4-4
2008-09	0-4	2-1	2-5
2009-10	2-1	0-3	2-4
2010-11	0-2	0-0	0-2
2011-12	1-1	1-1	2-2
2012-13	3-0	0-3	3-3
Totals:	9-9	4-11	13-20

Team Info:

Home Arena State Farm Arena (5,600)
 Colors Red, Black and Dark Grey
 Year Founded 2007
 2012-13 Record 35-15
 2012-13 Playoffs NBA D-League Champions

66ers vs. RGV:

Last Win 1/9/12 (85-81 at Tulsa)
 Last Home Win 1/9/12 (85-81 at Tulsa)
 Last Road Win 3/31/12 (101-83 at RGV)
 Last Loss 3/27/13 (105-118 at RGV)
 Last Home Loss 3/2/12 (94-99 at Tulsa)
 Last Road Loss 3/27/13 (105-118 at RGV)
 Current Streak Lost Two




NBA AFFILIATE:



SANTA CRUZ WARRIORS

903 Pacific Avenue
Suite 101
Santa Cruz, CA 95060
(831) 713-4400
SantaCruzBasketball.com



Casey Hill
Head Coach

Owners GSW Development LLC
 President Jim Weyermann
 General Manager Kirk Lacob
 Assistant General Manager Andrew Loomis
 Head Coach Casey Hill
 Assistant Coach Phil Hubbard
 Assistant Coach James Andrisevic
 Athletic Trainer Michael Douglas
 Radio Broadcaster Kevin Danna
 Public Relations Matt De Nesnera
 Public Relations Email mdenesnera@santacruzbasketball.com

2012-13 Results and 2013-14 Matchups

2012-13 Results

Date	Site	Result	Score
Jan. 11	Santa Cruz	L	72-93
Jan. 13	Santa Cruz	L	80-92
Feb. 2	Tulsa	L	90-105

2013-14 Matchups

Date	Site	Time
Jan. 24	Tulsa	7:00 p.m.

Series History

66ers vs. Santa Cruz All-Time

Season	Home	Road	Total
2012-13	0-1	0-2	0-3
Totals:	0-1	0-2	0-3

Previously known as the Dakota Wizards, who Tulsa collected an 11-7 overall record against (8-1 at home, 3-6 on the road)

Team Info:

Home Arena Kaiser Permanente Arena (2,700)
 Colors Blue and Gold
 Year Founded 2012
 2012-13 Record (as Dakota) 32-18
 2012-13 Playoffs NBA D-League Runner-Up

66ers vs. Santa Cruz:

Last Win 1/22/12 (89-78 at Tulsa vs. Dakota)
 Last Home Win 1/22/12 (89-78 at Tulsa vs. Dakota)
 Last Road Win 11/9/11 (98-88 at Dakota)
 Last Loss 2/2/13 (90-105 at Tulsa)
 Last Home Loss 2/2/13 (90-105 at Tulsa)
 Last Road Loss 1/13/13 (80-92 at Santa Cruz)
 Current Streak Lost Three



OPPONENTS



NBA AFFILIATE:



SIoux FALLS SKYFORCE

2131 S. Minnesota Ave.
Sioux Falls, SD 57105
(605) 332-0605
SkyforceOnline.com



Pat Delany
Head Coach

Owner Greg Heineman
 Owner/President Mike Heineman
 Vice President/General Manager Jeremy DeCurtins
 General Manager, Basketball Operations Adam Simon
 Head Coach Pat Delany
 Assistant Coach Octavio De La Grana
 Director, Basketball Operations Justin Van Kooten
 Athletic Trainer Dustin Schramm
 Radio Broadcaster Dan Peters
 Public Relations Brett Hansen
 Public Relations Email brett@skyforceonline.com

2012-13 Results and 2013-14 Matchups

2012-13 Results

Date	Site	Result	Score
Dec. 5	Tulsa	L	101-110
Feb. 22	Sioux Falls	W	88-83
Feb. 23	Sioux Falls	W	94-72
Mar. 2	Tulsa	W	102-99
Apr. 2	Sioux Falls	L	92-97

2013-14 Matchups

Date	Site	Time
Dec. 5	Tulsa	11:00 a.m.
Dec. 13	Sioux Falls	7:00 p.m.
Dec. 14	Sioux Falls	7:00 p.m.
Jan. 10	Tulsa	7:00 p.m.
Jan. 11	Tulsa	7:00 p.m.
Feb. 18	Tulsa	7:00 p.m.
Mar. 13	Tulsa	7:00 p.m.
Apr. 5	Sioux Falls	7:00 p.m.

Series History

66ers vs. Sioux Falls All-Time

Season	Home	Road	Total
2006-07	2-1	1-2	3-3
2007-08	1-0	1-0	2-0
2008-09	0-1	0-1	0-2
2009-10	2-0	1-2	3-2
2010-11	3-1	2-0	5-1
2011-12	0-0	1-1	1-1
2012-13	1-1	2-1	3-2
Totals:	9-4	8-7	17-11

Team Info:

Home Arena..... Sanford Pentagon (3,250)
 Colors Red, Yellow and Black
 Year Founded 1989 (CBA); 2006 (D-League)
 2012-13 Record 25-25
 2012-13 Playoffs Did Not Qualify

66ers vs. Sioux Falls:

Last Win 3/2/13 (102-99 at Tulsa)
 Last Home Win 3/2/13 (102-99 at Tulsa)
 Last Road Win 2/23/13 (94-72 at Sioux Falls)
 Last Loss 4/2/13 (92-97 at Sioux Falls)
 Last Home Loss 12/5/12 (101-110 at Tulsa)
 Last Road Loss 4/2/13 (92-97 at Sioux Falls)
 Current Streak Lost One



NBA AFFILIATE:



SPRINGFIELD ARMOR

One Monarch Place
Suite 220
Springfield, MA 01144
(413) 746-3263
ArmorHoops.com



Doug Overton
Head Coach

Managing Partner, HWS Group..... Michael Savit
President Alex Schwerin
General Manager..... Milton Lee
Head Coach..... Doug Overton
Assistant Coach..... Chris Carrawell
Athletic Trainer..... Mark Mahoney
Radio Broadcaster..... Pete Sousa
Public Relations..... Chris Matrich
Public Relations Email..... cmatrich@armorhoops.com

2012-13 Results and 2013-14 Matchups

2012-13 Results

Date	Site	Result	Score
Jan. 30	Springfield	W	107-100

2013-14 Matchups

Date	Site	Time
Jan. 3	Springfield	6:00 p.m.

Series History

66ers vs. Springfield All-Time

Season	Home	Road	Total
2009-10	1-0	2-0	3-0
2010-11	0-0	2-0	2-0
2011-12	3-0	0-0	3-0
2012-13	0-0	1-0	1-0
Totals:	4-0	5-0	9-0

Team Info:

Home Arena..... MassMutual Center (6,904)
Colors Red, Blue, Black and Silver
Year Founded 2009
2012-13 Record..... 18-32
2012-13 Playoffs..... Did Not Qualify

66ers vs. Springfield:

Last Win..... 1/30/13 (107-100 at Springfield)
Last Home Win 3/17/12 (97-88 at Tulsa)
Last Road Win 1/30/13 (107-100 at Springfield)
Last Loss n/a
Last Home Loss..... n/a
Last Road Loss..... n/a
Current Streak Won Nine



OPPONENTS

TEXAS LEGENDS



NBA AFFILIATE:



TEXAS LEGENDS

2601 Avenue of the Stars
Suite 300
Frisco, TX 75034
(214) 469-0822
TexLegends.com



Eduardo Najera
Head Coach

Owners Donnie Nelson, Evan Wyly, Sonny Xiao, Eduardo Najera
 President Bill Boyce
 General Manager Del Harris
 Assistant General Manager Nancy Lieberman
 Head Coach Eduardo Najera
 Assistant Coach Tyler Gatlin
 Assistant Coach Dean Murray
 Assistant Coach Charlie Parker
 Assistant Coach Hollis Price
 Athletic Trainer Jackie Fisher
 Radio Broadcaster RJ Choppy
 Public Relations Britney Wynn
 Public Relations Email bwynn@texlegends.com

2012-13 Results and 2013-14 Matchups

2012-13 Results

Date	Site	Result	Score
Nov. 23	Tulsa	W	83-76
Nov. 25	Tulsa	W	91-89
Jan. 5	Tulsa	L	80-116
Feb. 10	Texas	L	82-106
Feb. 12	Texas	W	123-90

2013-14 Matchups

Date	Site	Time
Nov. 30	Texas	7:00 p.m.
Dec. 8	Tulsa	4:00 p.m.
Feb. 26	Texas	7:00 p.m.
Mar. 8	Tulsa	7:00 p.m.
Mar. 15	Texas	7:00 p.m.
Mar. 20	Tulsa	7:00 p.m.

Series History

66ers vs. Texas All-Time

Season	Home	Road	Total
2010-11	2-1	3-2	5-3
2011-12	2-1	1-3	3-4
2012-13	2-1	1-1	3-2
Totals:	6-3	5-6	11-9

Team Info:

Home Arena Dr. Pepper Arena (3,500)
 Colors Navy, Light Royal, Silver and White
 Year Founded 2010
 2012-13 Record 21-29
 2012-13 Playoffs Did Not Qualify

66ers vs. Texas:

Last Win 2/12/13 (123-90 at Texas)
 Last Home Win 11/25/12 (91-89 at Tulsa)
 Last Road Win 2/12/13 (123-90 at Texas)
 Last Loss 2/10/13 (82-106 at Texas)
 Last Home Loss 1/5/13 (80-116 at Tulsa)
 Last Road Loss 2/10/13 (82-106 at Texas)
 Current Streak Won One