

# MEDIA GUIDE

2012 2013

TULSA



PROUD  
AFFILIATE





NOVEMBER

SUN	MON	TUE	WED	THU	FRI	SAT
18	19	20	21	22	23 TEX 7 PM	24
25 TEX 4 PM	26	27	28	29	30 RGV 7 PM	

JANUARY

SUN	MON	TUE	WED	THU	FRI	SAT
		1	2	3	4 IDA 7 PM	5 TEX 7 PM
6	7	8	9	10	11 SCW 9 PM	12
13 SCW 7 PM	14	15	16	17	18 AUS 7 PM	19 AUS 7 PM
20	21	22 IWA 7 PM	23	24	25 LAD 7 PM	26 LAD 7 PM
27	28 ERI 6 PM	29	30 SPG 6 PM	31		

MARCH

SUN	MON	TUE	WED	THU	FRI	SAT
					1 RNO 7 PM	2 SXF 7 PM
3	4	5	6	7 IWA 11 AM	8	9
10 IWA 4 PM	11	12	13 LAD 9 PM	14	15 IDA 8 PM	16 IDA 8 PM
17	18	19 BAK 7 PM	20	21	22	23 IWA 7 PM
24	25 31	26 RGV 7 PM	27 RGV 7 PM	28	29 AUS 7:30 PM	30 AUS 7 PM

DECEMBER

SUN	MON	TUE	WED	THU	FRI	SAT
						1
2	3	4	5 SXF 11 AM	6 RGV 7 PM	7	8 RGV 7 PM
9 RGV 4 PM	10	11	12	13	14 BAK 9 PM	15 BAK 9 PM
16	17	18	19	20	21 IWA 7 PM	22 CTN 7 PM
23	24	25	26	27	28 CTN 6:30 PM	29 CTN 6:30 PM
30	31					

FEBRUARY

SUN	MON	TUE	WED	THU	FRI	SAT
					1 ERI 7 PM	2 SCW 7 PM
3	4	5	6	7	8	9 AUS 7:30 PM
10 TEX 3 PM	11	12 TEX 7 PM	13	14	15	16
17	18	19	20	21	22 SXF 7 PM	23 SXF 7 PM
24	25	26 IWA 7 PM	27	28		

APRIL

SUN	MON	TUE	WED	THU	FRI	SAT
	1	2 SXF 7 PM	3	4 IWA 7 PM	5	6 FWN 7 PM

\* ALL TIMES ARE CENTRAL

AWAY HOME

FOR LIVE GAME COVERAGE OF EVERY HOME AND AWAY GAME TUNE IN TO:



OR WATCH THE FUTURECAST LIVE STREAM AT TULSA66ERS.COM



**SpiritBank**  
EVENT CENTER

BIXBY, OKLAHOMA

GET YOUR TICKETS TODAY!

918.585.8444

INFO@TULSA66ERS.COM

facebook.com/tulsa66ers @TULSA66ERS



PROUD AFFILIATE OF THE OKLAHOMA CITY THUNDER

TULSA66ERS.COM



# 66ers

## 2012-13 Media Guide

### GENERAL INFORMATION

Quick Facts .....	4
Photo Roster .....	5
Schedule .....	6
Team Identity .....	7
Media Information .....	8
SpiritBank Event Center .....	10
City of Tulsa .....	13
66ers in the Community .....	14
NBA D-League Cares .....	15
All-Time Call-Ups and Assignments .....	16

### STAFF

Business Office Staff .....	18
Head Coach Darko Rajakovic .....	19
Support Staff and Basketball Operations .....	20

### THE 66ERS

Ron Anderson .....	24
Rodney Batholomew .....	26
Will Creekmore .....	28
Travis Hyman .....	30
Mario Little .....	32
Brady Morningstar .....	34
Andy Rautins .....	36
Dominique Sutton .....	38
Tony Taylor .....	40
Hollis Thompson .....	42
Anthony Vereen .....	44
Isaiah Wilkerson .....	46

### SEASON REVIEW

The 2011-12 Season .....	50
Season Timeline .....	51
Season Statistics .....	52
Home/Road Statistics .....	53
Game-by-Game Results .....	54
Team Superlatives .....	58
Starting Lineups .....	59
Team Highs/Lows .....	60
Individual Highs .....	61
Double Figures and Back-to-Backs .....	62

### HISTORY AND RECORDS

Team History .....	64
Past Records and Coaches .....	66
Year-by-Year Statistics and Awards .....	67
Team Single-Game Record .....	68
Opponents Single-Game Records .....	69
Individual Single-Game Records .....	70
Playoff Results .....	71
Playoff Records .....	72
Overtime and Opening Night .....	75
Career and Season Leaders .....	76
Year-by-Year Leaders .....	77
Year-by-Year Statistics .....	78
All-Time Records vs. Opponents .....	81
Year-by-Year Results .....	82
All-Time Roster .....	86

### NBA D-LEAGUE

NBA D-League Overview .....	96
2011-12 D-League Review .....	97
NBA D-League History .....	106
2012-1 D-League Preview .....	107
Opponent Information .....	108

### ABOUT THE GUIDE

The 2012-13 Tulsa 66ers media guide was designed, written and edited by 66ers PR manager, Ben Coldagelli. Statistical information was provided by the NBA Development League. Photography by NBAE via Getty Images, Rich Crimi and Shane Bevel.

The information contained in this publication was compiled by the Tulsa 66ers and is provided as a courtesy to fans and the media and may be used only for personal or editorial purposes. Any commercial use of this information is prohibited without the prior written consent of the Tulsa 66ers.

All NBA D-League and team insignias depicted in this publication are the property of NBA Properties, Inc. and the respective teams of the NBA Development League and may not be reproduced for commercial purposes without the prior written consent of NBA Properties, Inc.



# QUICK FACTS

## 2012-13 Quick Facts

### Team Information:

Team Name ..... Tulsa 66ers  
 NBA Affiliate ..... Oklahoma City Thunder  
 Front Office Address ..... 10425 South 82nd East Avenue  
 ..... Suite 105  
 ..... Tulsa, OK 74133  
 Business Phone ..... 918-585-8444  
 Business Fax ..... 918-585-8444  
 Ticket Information ..... 918-585-8444  
 Email ..... info@tulsa66ers.com  
 Arena ..... SpiritBank Event Center (3,700)  
 Arena Address ..... 10441 S. Regal Blvd.  
 ..... Tulsa, OK 74133  
 Year Established ..... 2005  
 Team Colors ..... Navy (Pantone 282C)  
 ..... Blue (Pantone 285C)  
 ..... Red (Pantone 1788C)  
 ..... Yellow (Pantone 1235C)  
 2011-12 Record ..... 23-27  
 Overall Record ..... 169-179 (.486)  
 Overall Playoff Record ..... 6-6 (.500)  
 Website ..... Tulsa66ers.com  
 Facebook Page ..... Facebook.com/Tulsa66ers  
 Twitter Handle ..... @Tulsa66ers  
 Instagram Account ..... @Tulsa\_66ers  
 Radio ..... 1300 AM, ESPN Radio  
 Radio Play-by-Play ..... Don King

### Team Ownership:

Ownership ..... Professional Basketball Club, LLC  
 Chairman, Dorchester Capital; Chairman & CEO, Oklahoma City Thunder ..... Clayton I. Bennett  
 CEO, Chesapeake Energy Corporation ..... Aubrey K. McClendon  
 President, CEO & Chairman, MidFirst Bank ..... G. Jeffrey Records, Jr.  
 Chairman, CEO & President, Sandridge Energy Inc. .... Tom L. Ward  
 Chairman, President & CEO, American Fidelity Company ..... William M. Cameron  
 Chairman, Howard Investments ..... Robert E. Howard, II  
 Managing Partner, Dobson Partnership ..... Everett R. Dobson  
 President, Balon Corporation ..... Jay Scaramucci, Jr.

### Front Office Directory:

President ..... Jim Brylewski  
 Director, Minor League Operations/Pro Scout ..... Brandon Barnett  
 Head Coach ..... Darko Rajakovic  
 Assistant Coach ..... Tyrone Ellis  
 Athletic Trainer ..... Tony Katzenmeier  
 Video Analyst ..... Glenn Wong  
 Athletic Performance Coordinator ..... Jordan Webb  
 Public Relations Manager ..... Ben Coldagelli



## 2012-13 Opening Night Photo Roster



**Ron Anderson**  
Forward | 6-8 | 280  
South Florida



**Rodney Bartholomew**  
Forward | 6-8 | 230  
Indiana Tech



**Will Creekmore**  
Center | 6-9 | 232  
Missouri State



**Travis Hyman**  
Center | 7-0 | 245  
Bowie State



**Mario Little**  
Forward | 6-6 | 222  
Kansas



**Brady Morningstar**  
Guard | 6-4 | 180  
Kansas



**Andy Rautins**  
Guard | 6-4 | 204  
Syracuse




**Dominique Sutton**  
Forward | 6-5 | 209  
North Carolina Central



**Tony Taylor**  
Guard | 6-1 | 187  
George Washington



**Hollis Thompson**  
Forward | 6-8 | 212  
Georgetown



**Anthony Vereen**  
Pos. | 6-6 | 244  
Texas-Arlington



**Isaiah Wilkerson**  
Guard | 6-3 | 226  
N.J. Institute of Technology

**PLEASE NOTE:** As an NBA Development League affiliate, the Tulsa 66ers will likely see multiple transactions throughout the year. For an up-to-date roster during the 2012-13 season, please visit [Tulsa66ers.com](http://Tulsa66ers.com)



# SCHEDULE

## 2012-13 Schedule

### NOVEMBER

Fri.	23	<b>Texas</b>	7:00 pm
Sun.	25	<b>Texas</b>	4:00 pm
Fri.	30	<b>Rio Grande V.</b>	7:00 pm

### DECEMBER

Wed.	5	<b>Sioux Falls</b>	11:00 am
Thu.	6	at Rio Grande V.	7:00 pm
Sat.	8	<b>Rio Grande V.</b>	7:00 pm
Sun.	9	<b>Rio Grande V.</b>	4:00 pm
Fri.	14	at Bakersfield	9:00 pm
Sat.	15	at Bakersfield	9:00 pm
Fri.	21	<b>Iowa</b>	7:00 pm
Sat.	22	<b>Canton</b>	7:00 pm
Fri.	28	at Canton	6:30 pm
Sat.	29	at Canton	6:30 pm

### JANUARY

Fri.	4	<b>Idaho</b>	7:00 pm
Sat.	5	<b>Texas</b>	7:00 pm
Fri.	11	at Warriors	9:00 pm
Sun.	13	at Warriors	7:00 pm
Fri.	18	<b>Austin</b>	7:00 pm
Sat.	19	<b>Austin</b>	7:00 pm
Tue.	22	at Iowa	7:00 pm
Fri.	25	<b>Los Angeles</b>	7:00 pm
Sat.	26	<b>Los Angeles</b>	7:00 pm
Mon.	28	at Erie	6:00 pm
Wed.	30	at Springfield	6:00 pm

### FEBRUARY

Fri.	1	<b>Erie</b>	7:00 pm
Sat.	2	<b>Warriors</b>	7:00 pm
Sat.	9	at Austin	7:30 pm
Sun.	10	at Texas	3:30 pm
Tue.	12	at Texas	7:00 pm
Fri.	22	at Sioux Falls	7:00 pm
Sat.	23	at Sioux Falls	7:00 pm
Tue.	26	<b>Iowa</b>	7:00 pm

### MARCH

Fri.	1	<b>Reno</b>	7:00 pm
Sat.	2	<b>Sioux Falls</b>	7:00 pm
Thu.	7	<b>Iowa</b>	11:00 am
Sun.	10	at Iowa	4:00 pm
Wed.	13	at Los Angeles	9:00 pm
Fri.	15	at Idaho	8:00 pm
Sat.	16	at Idaho	8:00 pm
Tue.	19	<b>Bakersfield</b>	7:00 pm
Sat.	23	<b>Iowa</b>	7:00 pm
Tue.	26	at Rio Grande V.	7:00 pm
Wed.	27	at Rio Grande V.	7:00 pm
Fri.	29	at Austin	7:30 pm
Sat.	30	<b>Austin</b>	7:00 pm

### APRIL

Tue.	2	at Sioux Falls	7:00 pm
Thu.	4	at Iowa	7:00 pm
Sat.	6	<b>Ft. Wayne</b>	7:00 pm

\*All times are CST



## Tulsa 66ers Logos




**TULSA 66ERS Official Colors**

66ers Dk. Blue	Pantone 282C	100c/68m/54k	45g/98b
66ers Blue	Pantone 285C	89c/43m	125g/195b
66ers Red	Pantone 1788C	84m/88y	240r/81g/51b
66ers Yellow	Pantone 1235C	29m/91y	253r/187g/48b



### LOGO ON COLORED BACKGROUNDS



### PARTIAL LOGO



## Tulsa 66ers Uniforms



**PLEASE NOTE:** The NBA and WNBA team logos can only be reproduced in full color; no other coloration is allowed.

The NBA and individual WNBA member team identifications and trademarks, copyrighted designs and other forms of intellectual property of their respective leagues, and the respective member teams, and may not be used without the prior written consent of NBA Properties, Inc. All rights reserved.

Proper trademark usage for proper trademark usage, please contact NBA Properties at 312/470-0000.

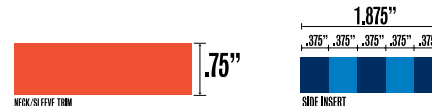
**OFFICIAL TEAM COLORS OR USE**

THUNDER BLUE:	PMS 285C
THUNDER NAVY:	PMS 282C
THUNDER RED:	PMS 1788C
THUNDER YELLOW:	PMS 1235C

### HOME UNIFORM



### ROAD UNIFORM





# MEDIA INFORMATION

## Public Relations Contact Information

Public Relations Manager..... Ben Coldagelli  
 Email Address.....bcoldagelli@tulsa66ers.com  
 Phone..... (918) 585-8447  
 Mobile..... (918) 384-9917  
 Fax..... (918) 398-6930  
 Mailing Address..... 10425 South 82nd East Avenue  
 ..... Suite 105  
 .....Tulsa, OK 74133

## Media Guidelines

The following media guidelines have been established to assist coverage of the 66ers and to provide a professional, comfortable working environment for all members of the media. Additional information, including press releases, photography, etc., are available upon request to media. Any questions not covered in the publication can be directed to Ben Coldagelli, Tulsa 66ers Manager of Public Relations, at bcoldagelli@tulsa66ers.com.

### MEDIA ACCESS TO LOCKER ROOMS:

Media access begins one hour before the start of the game and will be open for a 45-minute time frame, with each player available for a maximum of 15 minutes during that time (ex: doors will open at 6 p.m. for a 7 p.m. tip off). Locker rooms will be reopened to the media after the game no later than 10 minutes following the game’s conclusion and shall remain open to the media for a minimum of thirty 30 minutes. During postgame player availability, please respect the player’s time to shower and change clothes before conducting an interview. Players must be fully dressed during all locker room interviews.

### MEDIA CREDENTIALS:

Credentials may be requested by calling the public relations department 24 hours prior to the game. Credentials are issued to accredited members of the media who are on assignment to cover a specific game. Please confirm your credential request prior to arriving at the game. Credentials should be used for work at all times and are non-transferable. Unauthorized use of a credential may subject the bearer to ejection from the arena and forfeiture of the credential.

### NBA SCOUTING CREDENTIAL REQUESTS

Scouting requests should be submitted at least 24 hours prior to the desired game, and by 5 p.m. (CT) on Friday for games on Sunday and Monday to ensure credentials and proper seating arrangements are made. Once the NBA D-League Office processes requests for credentials, they will be forwarded to the individual teams.

### CREDENTIAL PICKUP

Credentials can be picked up at the will call ticket window, located on the north side of the main lobby of the SpiritBank Event Center.

### INTERVIEW REQUESTS

Requests that require special accommodations should be made ahead of time by calling the Public Relations Department at 918-585-8447.

### GAME NOTES AND STATISTICS

Printed game notes are available at the arena two hours before each game, during the game and postgame. Game notes can also be found online the morning of the game on Tulsa66ers.com. Box scores will be distributed to the media seating area after each quarter along with the conclusion of the game.

### PRACTICE TIMES AND POLICIES

Practice times may be obtained by contacting the Public Relations Department. Practice times and locations are subject to change.





## Tulsa Media Outlets

### PRINT MEDIA

#### TULSA WORLD

PO Box 1770, Tulsa, OK, 74102  
Ph: 918-581-8300  
Fax: 918-581-8352  
Sports Editor: Michael Peters, michael.peters@tulsaworld.com  
Sports Desk: sports@tulsaworld.com  
Writer: Kevin Henry, khenry@penwell.com  
Writer: Duane DaPron, ddapron@penwell.com  
Writer: Bill Haisten, bill.haisten@tulsaworld.com

#### TULSA BUSINESS JOURNAL

20 E. 5th Ave., Suite 105, Tulsa, OK 74103  
Ph: 918-585-6655  
Fax: 918-295-4890  
Sports Editor: Ray Tuttle, rtuttle@tulsabusinessjournal.com

#### THE OKLAHOMAN

PO Box 25125, Oklahoma City, OK 73125  
Ph: 405-475-3231  
Fax: 405-475-3138  
Sports Editor: Mike Sherman, msherman@opubco.com  
Sports Writer: Darnell Mayberry, dmayberry@opubco.com  
Sports Writer: John Rohde, jrohde@opubco.com

#### GREATER TULSA REPORTER

7116 S. Mingo Rd., Suite 103, Tulsa, OK 74133  
Ph: (918) 254-1515  
Editor: Forest Cameron, fcameron@grnews.com

#### TULSA BEACON

PO BOX 35099, Tulsa, OK 74153  
Ph: (918) 523-4425  
Fax: (918) 523-4408  
Sports Columnist: Jeff Brucculer, jeffb@tulsabeacon.com

#### BROKEN ARROW LEDGER

110 W. Kenosha, Broken Arrow, OK 74012  
Ph: 918-258-7171  
Fax: 918-258-9908  
Sports Editor: Doug Quinn, dquinn@baledger.com

#### URBAN TULSA WEEKLY

710 S. Kenosha, Tulsa, OK 74120  
Ph: 918-592-5550  
Fax: 918-592-5970  
Sports Editor: Dwayne Davis, d\_davis316@yahoo.com

#### THE JOURNAL RECORD

401 S. Boston Ave., Tulsa, OK 74103  
Ph: 918-295-0098  
Tulsa Bureau Chief: Kirby Davis, kirby.davis@journalrecord.com

### RADIO BROADCASTERS

#### KYAL 97.1 FM "SPORTS ANIMAL"

2448 E. 81st St., Suite 5500, Tulsa, OK 74137  
Ph: 918-492-2660  
Fax: 918-492-8840  
Sports Director: Kevin Ward, kward@sportsanimaltulsa.com

#### KTBZ 1430 AM "THE BUZZ"

2625 S. Memorial Dr., Tulsa, OK 74129  
Ph: 918-388-0513  
Fax: 918-665-0555  
Program Director: Chris Plank, cplank@1430thebuzz.com  
Talent: Jeremie Poplin, jpoplin@1430thebuzz.com  
Talent: Don King, donking@clearchannel.com

#### KFAQ 1170 AM "TULSA'S TALK RADIO"

4590 E. 29th St., Tulsa, OK 74114  
Ph: 918-743-7814  
Fax: 918-743-7613  
General Manager: Randy Bush, rbush@journalbroadcastgroup.com  
Program Director: Brian Gann, bgann@journalbroadcastgroup.com

#### KRMG 740 AM "NEWS TALK 740"

7136 S. Yale Ave., Suite 500, Tulsa, OK 74136  
Ph: 918-493-7400  
Fax: 918-493-5345  
Sports News: Rick Couri, rick.couri@cox.com  
News Director: Dan Potter, dan.potter@coxradi.com

### TELEVISION BROADCASTERS

#### KOKI Fox 23

2625 S. Memorial, Tulsa, OK 74129  
Ph: 918-369-6397  
Fax: 918-388-0516  
Sports Director: Steve Layman, slayman@fox23.com  
Sports: Nathan Thompson, nthompson@fox23.com

#### KJRH Channel 2 NBC

3701 S. Peoria Ave., Tulsa, OK 74105  
Ph: 918-743-2222  
Fax: 918-748-1438  
Sports Desk, sports@kjr.com  
Sports Director: Al Jerkins, jerkins@kjr.com  
Sports: Jason Shackelford, shackelford@kjr.com  
Sports: Cayden McFarland, mcfarland@kjr.com

#### KOTV Channel 6 CBS

302 S. Frankfort, Tulsa, OK 74120  
Ph: 918-732-6000  
Fax: 918-732-6016  
Sports Director: John Holcomb, john.holcomb@newson6.net  
Sports: J.B. Long, jb.long@newson6.net

#### KTUL NewsChannel 8 ABC

PO Box 8, Tulsa, OK 74101  
Ph: 918-445-8888  
Fax: 918-445-9359  
Sports Director: Chris Lincoln, clincoln@ktul.com  
Sports: Ruben Diaz, rdiaz@ktul.com  
Sports: Rick Pendergraft, rpendergraft@ktul.com



# SPIRITBANK

## EVENT CENTER

### HOME OF THE 66ERS...

The SpiritBank Event Center is a Global Spectrum managed sports and entertainment venue and home of the Tulsa 66ers. The arena was designed with versatility and flexibility in mind, built to play host to concerts, rodeos, thrill shows, wrestling and MMA events, NBA scrimmages, cheerleading & basketball tournaments, circuses, and family shows such as Cirque du Soleil, Disney Live, Harlem Globetrotters and Sesame Street Live.

The primary purpose of the SpiritBank Event Center is to provide a first class gathering place for sports and entertainment to the South Tulsa and Bixby areas. Located within the Regal Plaza Shopping Center at 104th and Memorial, the state-of-the-art building has hosted acts such as Lynyrd Skynyrd, ZZ Top, John Legend, Willie Nelson and Miranda Lambert.

The arena will host 24 Tulsa 66ers home games in the 2012-13 campaign, starting with opening night on Nov. 23 against the Texas Legends.

In October of 2012, the arena welcomed the Oklahoma City Thunder's annual Blue and White Scrimmage to Bixby. A training-camp tradition, the Blue and White Scrimmage offers a chance for the Thunder to connect with Oklahoma

communities, bringing the excitement of Thunder Basketball to fans across the state. This season's scrimmage was the first to take place in the greater Tulsa area.



*The SpiritBank Event Center, located in the Bixby/South Tulsa area, serves as the new home arena of the Tulsa 66ers.*



## Directions to the SpiritBank Event Center

**SpiritBank Event Center**  
**10441 S. Regal Blvd.**  
**Tulsa, OK 74133**

**From Oklahoma City:** Merge onto I-40 E toward I-35 E; Slight left at I-35 N/US-62 E (signs for I-35 N/US-62 E/I-44/Tulsa/Wichita); Take exit 138A to merge onto I-44 E toward Tulsa (toll road); Take exit 218 to merge onto Creek Turnpike E (toll road); Take the US-64E/Memorial Drive Exit (toll road); Turn right onto US-64E/S Memorial Drive; Turn left on E 103rd St; Take 1st right onto S 82nd E Ave.

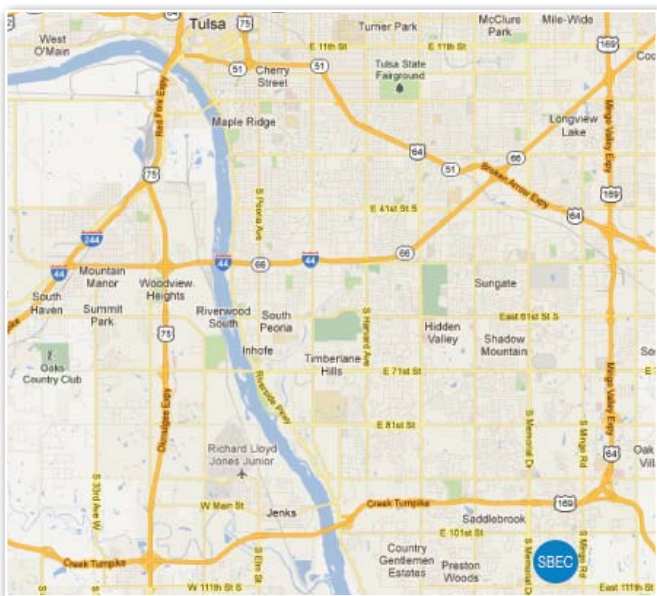
**From Stillwater, Okla.:** Travel east on OK-51 E/E 6th Ave toward S Lewis St.; Turn right onto OK-48 S; Turn left onto OK-33 E/W 111th St S/W 121st St S; Turn left onto the I-44 E/Turnpike Entrance ramp to Tulsa (partial toll road); Merge onto I-44 E (toll road); Take exit 218 to merge onto Creek Turnpike E (toll road); Take the US-64E/Memorial Drive Exit (toll road); Turn right onto US-64E/S Memorial Drive; Turn left on E 103rd St; Take 1st right onto S 82nd E Ave.

**From Fayetteville, Ark.:** Merge onto US-412 W (partial toll road); Continue on I-44 W; Slight left to stay on I-44 W; Take exit 234A to merge onto US-169 S toward Broken Arrow; Take the Memorial Drive exit toward US-64 E; Turn left onto US-64 E/S Memorial Drive; Turn left on E 103rd St; Take 1st right onto S 82nd E Ave.

**From Kansas City, Mo.:** Merge onto I-35 S (entering Kansas); Slight right at Overland Pkwy/US-69 S; Turn right at W. Atkinson Rd./US-160 W/US-69 S; Continue on US-400 E/US-69 Alt S; Turn left at SE Beasley Rd./Historic US-66 E/KS-66 E/US-400 Alt W; Turn right at KS-26 S/S. Main St.; Slight left at US-166 E/US-400 E; Slight right to merge onto I-44 W toward Tulsa (partial toll road); Take exit 34 to merge onto I-44 W/US-412 W toward OK-66/Tulsa; Slight left onto I-44 W; Take exit 234A to merge onto US-169 S toward Broken Arrow; Take the Memorial Drive exit toward US-64 E; Turn left onto US-64 E/S Memorial Drive; Turn left on E 103rd St; Take 1st right onto S 82nd E Ave.

**From Dallas, Texas:** Merge onto US-75 N; Continue onto US-69 N/N Mississippi Ave and continue to follow US-69 N; Merge onto Indian Nation Turnpike via the ramp to Henryetta/Tulsa (partial toll road); Continue onto US-75 N; Take the exit onto Creek Turnpike E (toll road); Take the Memorial Drive exit toward US-64 E; Turn left onto US-64 E/S Memorial Drive; Turn left on E 103rd St; Take 1st right onto S 82nd E Ave.

## Maps to the SpiritBank Event Center





# THE CITY OF TULSA


## ***WELCOME TO GREEN COUNTRY..***

What began as Tulse Town in 1836 under a sturdy oak tree, which still stands today at 18th and Cheyenne Streets, is today the second largest city in Oklahoma. Ask people to describe Tulsa, and you'll likely get many different answers. It was a city forever changed by the discovery of oil in 1901. It is home to art deco treasures and nationally renowned museums. Its African American heritage left its mark, in both the business and music worlds. And it's a city of nostalgia and special memories for countless Americans due to its location on historic Route 66.

Tulsa is nestled in the northeastern quadrant of Oklahoma, right in the heart of "Green Country." The rolling green hills and wooded terrain of the city lies at an elevation of 700 feet above sea level and offers a temperate climate. Tulsans enjoy 227 days of sunshine a year and an average daily temperature of 61 degrees. The rainfall average is approximately 40 inches, and continually changing conditions occur in the city during all four seasons.

Our city boasts a widely diversified business base, including aerospace, telecommunications, manufacturing, construction, high technology, healthcare, education, transportation and energy.

Tulsa, one of "America's Most Livable Communities," is known as the Mecca for arts in Oklahoma. Art deco masterpieces are prevalent in many of our downtown buildings and churches.



*With a population of 396,466, the City of Tulsa ranks as the 45th largest city in the United States by population.*



Spectacular works of art dot the trails of our beautiful River Parks. From the Tulsa Ballet and Tulsa Opera, to Broadway plays and musicals at the Performing Arts Center, to the Philbrook and the largest collection of Western American art at the Gilcrease, Tulsa's rich cultural legacy greatly enhances our citizen's quality of life.

For a great shopping experience, a visit to Cherry Street or Utica Square is a must, and for those who would rather spend the afternoon on the links, Tulsa has several exclusive golf courses to choose from. During summer months, Rodgers and Hammerstein's classic musical, Oklahoma!, is performed at the Discoveryland amphitheater where a barbecue dinner and roping lessons add to the evening's entertainment. Tulsa is also home to several outstanding events too numerous to list, but those worth a mention include Mayfest, the Gateway International Balloon Festival, Oktoberfest and the Tulsa Pow Wow of Champions.

The Tulsa Port of Catoosa is acclaimed as one of the largest, most inland river-ports in the United States. The Tulsa International Airport offers direct service to most major U.S. cities and is another important contributor to our economic growth.

Ten higher education facilities serve the metropolitan Tulsa area. Options range from community college and vocational studies to undergraduate, graduate, and professional degree programs at both public and private universities.

In addition to the 66ers, Tulsa is a home to a wide array of sporting events. Downtown Tulsa's BOK Center hosts the WNBA's Tulsa Shock and the Tulsa Oilers of the Central Hockey League. The beautiful downtown baseball stadium, OneOK Field, is home of the Colorado Rockies AA affiliate - the Tulsa Drillers.

Tulsa's two NCAA Division I schools, the University of Tulsa and Oral Roberts University, also provide a diverse choice of sporting events. Tulsa is also just a drive away from the University of Oklahoma and Oklahoma State University.



*The 19,199-seat BOK Center is downtown Tulsa's state-of-the-art sports and entertainment venue that opened in fall 2008.*

## HISTORY OF TULSA...

Tulsa's first "town council" meeting in 1836, under an oak tree which still stands on a hill near the downtown area, was presided over by Archie Yahola, a full blooded Creek Indian and chief of the Tulsa Lochapokas. The name Tulsa was derived from "tallasi," a contraction of the Creek "Tallahassee" or "tallahassee," meaning "old town."

The town's initial growth came as a center for ranchers, farmers, and traders. When the post office was established in 1879, the name Tulsa became official. Cattle ranching became a major business in the area and led to the extension of the Frisco Railroad into the city in 1882.

Tulsa was incorporated as a municipality on January 8, 1898. With the discovery of oil in nearby Red Fork in 1901, the city grew quickly, reaching a population of 7,298 by the time of Oklahoma statehood in 1907. By 1920, the population had reached 72,075 and Tulsa soon earned the title, "Oil Capital of the World."

Although oil-related businesses remain an important part of the city's economy, Tulsa has developed a widely diversified business base which includes nationally prominent companies in aviation and aerospace, telecommunications, data processing, manufacturing, and distribution. The community's employment base is diverse and balanced among several job sectors including manufacturing, construction, services, high technology, health care, education, and transportation.

Today, Tulsa has grown to become a thriving community with a well-earned reputation as simply a great place to live. The original Council Oak tree spreads its branches overlooking a city park against a backdrop of high-rise buildings and expressways. It is a reminder that, while the city has branched out in many directions, its roots have remained strong.



*The City of Tulsa manages 125 parks covering roughly 6,000 acres including nature centers, golf courses, Tulsa Zoo & Living Museum, Tulsa Garden Center (pictured above) and many city parks.*



# 66ERS IN THE COMMUNITY

## **COMMITTED TO THE COMMUNITY...**

One of the most essential values of the Tulsa 66ers and Oklahoma City Thunder organizations can be summed up with one simple yet strong word: community.

In Tulsa, the 66ers are committed to creating programs and partnerships that have significant impacts on the community. Through numerous activities scheduled during each season, the 66ers organization strives to make an impact off the court, such as serving hot dinners at the Salvation Army for the past three seasons.

The Tulsa 66ers also continue to visit area elementary schools to read stories to students and emphasize the importance of education and literacy through the NBA D-League's Read to Achieve program. Through "Fit 66 Clinics," Tulsa 66ers players and staff visit local middle schools to encourage students to lead healthier, more active lives, and learn simple and fun ways to be physically active each day.

Students aren't the only target for community efforts. Tulsa 66ers players also visit local area assisted living centers to play BINGO with residents as well as partner up with the Tulsa Food Bank to help organize canned donations.

The 2012-13 season will be no different, as the 66ers are excited to carry out initiatives that will continue to serve and enhance the Tulsa community.



*For the third season in a row, the entire Tulsa 66ers team served hot meals at the Salvation Army during the holiday season.*



## NBA D-LEAGUE Cares

**NBA D-LEAGUE CARES** is the league's social responsibility initiative that builds on the NBA and WNBA's long tradition of addressing important social issues with a focus in the areas of Education, Youth and Family Development, and Health & Wellness.

### MISSION:

Through year round programs, the NBA D-League strives to provide unparalleled access to the players, coaches and staff in order to improve the quality of life in our communities. By addressing important social issues such as education, youth and family development, and health and wellness, the NBA D-League, its teams, and players support a range of programs and initiatives that strive to positively impact children and families in all communities.

### EDUCATION:

The NBA D-League is dedicated to supporting programs that stress the importance of education and provide the necessary resources and safe places to foster growth. By involving our teams, players and staff locally, the NBA D-League continues its support of schools, libraries and community-based organizations in their concerted effort to open doors to success in children's lives.



### YOUTH AND FAMILY DEVELOPMENT:

The NBA D-League, its teams and players have a commitment to making sure that children and families worldwide have the necessary safe places and resources to fulfill their dreams. In an effort to support their development, the NBA D-League supports this commitment by creating places where kids and families can live, learn or play, such as libraries, computer rooms and basketball courts. NBA D-League players encourage kids to make healthy lifestyle choices and use the game of basketball is used as a tool to teach valuable life skills such as sportsmanship, respect, teamwork, and more. NBA D-League teams actively pursue volunteer activities in the community, including hands-on service projects, schools and local non-profit organizations.

### HEALTH & WELLNESS:

The NBA Development League strives to develop a love of basketball in youth as an extension of the Jr. NBA/ Jr. WNBA Program in each of our 16 local markets. The Jr. NBA/Jr. WNBA believes that lessons learned on- and off-the-court as a member of a team are lessons that are infinitely useful in building relationships at school, home and work. By stressing fundamental skill development, teamwork, sportsmanship and positive adult participation, the Jr. NBA/Jr. WNBA aims to develop a life-long passion for the game of basketball by providing a support structure that not only encourages participation, but also makes the game fun and rewarding for players, coaches, officials and parents.





# CALL-UPS AND ASSIGNMENTS

## All-Time NBA Call-Ups

SEASON	NAME	NBA TEAM(S)
2011-12	Jerome Dyson	New Orleans
2011-12	Larry Owens	New Jersey
2011-12	Ryan Reid	Oklahoma City
2010-11	Zabian Dowdell	Phoenix
2010-11	Larry Owens	San Antonio
2010-11	Larry Owens	Washington
2010-11	Robert Vaden	Oklahoma City
2009-10	Mustafa Shakur	Oklahoma City
2009-10	Chris Richard	Chicago
2008-09	Shaun Livingston	Oklahoma City
2007-08	Ronald Dupree	Seattle
2006-07	Will Conroy	Memphis
2006-07	Alan Anderson	Charlotte
2006-07	Mike Hall	Washington
2005-06	John Lucas	Houston (twice)

## All Time NBA Assignments

SEASON	NAME	NBA TEAM	G	MIN	FG%	REB	AST	STL	BLK	PTS
2011-12	Lazar Hayward	Thunder	3	34.3	56.0%	5.7	2.7	0.3	0.3	24.0
2011-12	Reggie Jackson	Thunder	1	41	37.0%	7	8	0	0	22.0
2010-11	Cole Aldrich	Thunder	21	29.3	54.4%	8.6	1.3	.50	2.62	10.3
2010-11	Byron Mullens	Thunder	14	27.7	53.1%	6.8	1.0	.71	1.43	14.9
2009-10	Byron Mullens	Thunder	27	31.5	44.7%	7.5	1.0	0.6	0.9	15.1
2009-10	D.J. White	Thunder	10	39.4	60.9%	11.1	1.2	0.7	1.4	20.2
2009-10	Kyle Weaver	Thunder	5	42.8	41.3%	5.4	7.2	1.4	1.4	12.4
2009-10	Mustafa Shakur	Thunder	4	25.5	31.4%	3.5	5.2	1.3	0.3	6.8
2008-09	Kyle Weaver	Thunder	2	44.5	51.9%	7.5	9.0	3.0	2.0	17.0
2008-09	D.J. White	Thunder	6	31.3	56.1%	0.7	0.7	2.0	0.8	10.2
2008-09	Steven Hill	Thunder	7	20.9	55.6%	5.7	0.3	0.3	2.3	7.6
2007-08	Ramon Sessions	Bucks	24	36.2	46.3%	6.6	7.6	1.6	0.1	20.9
2007-08	Nick Fazekas	Mavericks	28	30.6	55.3%	9.9	1.7	0.9	0.8	19.1
2007-08	Maurice Ager	Mavericks	8	33.6	40.2%	1.9	1.9	0.8	0.0	17.4
2007-08	David Noel	Bucks	17	39.6	52.5%	6.0	3.9	1.5	0.8	18.9
2006-07	Marcus Vinicius	Hornets	13	33.1	48.3%	6.7	2.4	1.2	0.2	17.0





THE  
STAFF



# Jim Brylewski

## President



Jim Brylewski enters his fifth season as President of the Tulsa 66ers. Brylewski's duties include organizing the team's day-to-day business operations as well as marketing, advertising and promotional efforts. Brylewski, a graduate of Michigan State University, came to Tulsa from the Youngstown SteelHounds of the Central Hockey League.

Previous to Youngstown, Brylewski worked with Sharks Minor Holdings (Worcester Sharks & Cleveland Barons of the American Hockey League). Brylewski assisted the Sharks organization in the relocation of the business operations of the Cleveland AHL franchise to Worcester, MA. In Cleveland, Brylewski served as the Barons Vice President of Marketing and Sales where he oversaw the organization's Marketing, Promotions, Merchandise, Corporate Sales, Ticketing and Game Entertainment Departments.

Brylewski began his career in 1988 as an event promotions supervisor with the Detroit Tigers. During his tenure with the Tigers (1988-1996), Brylewski oversaw the team's promotion and game entertainment departments. Brylewski also played a vital part in the creation of corporate sales inventory and the development of promotions, including kids running the bases and the first annual Detroit Negro League Celebration.

From 1996-2000 he was the Advertising and Promotions Manager with the Baltimore Orioles where they set franchise records in attendance and corporate sales revenue. In his final season with the Orioles, Brylewski was also responsible for the day-to-day operations of the team's ballpark entertainment, most notably the planning and scripting of Cal Ripken's 3,000 hit ceremony.

## Tulsa 66ers Business Office



Ted Williams  
Vice President - Sales



Ashley Tufnell  
Office Manager



Michelle Matthews  
Senior Account Executive



Adam Arms  
Account Executive



John Karlish  
Account Executive



Eliot Rowland  
Account Executive



Stephanie Williams  
Account Executive



# Darko Rajakovic

## Head Coach



Darko Rajakovic enters his first season as the head coach of the Tulsa 66ers. A Serbian native, Rajakovic is the first head coach born outside of North America in NBA D-League history. The 33-year-old boasts a diverse coaching background with an emphasis in player development.

Rajakovic has spent the past three years as the head coach of Espacio Torrelozones of the Spanish EBA League. In his first season (2007), Rajakovic led Torrelozones to the Primera Division de Baloncesto title, promoting the team to the Liga EBA. During Rajakovic's tenure, Torrelozones saw numerous players receive invitations to the youth national teams of Spain, Serbia, Montenegro, Denmark and Congo.

Rajakovic began his coaching career at 16 years old with BC Borac Cacak in Cacak, Serbia. As the youngest head coach in the team's history, Rajakovic coached Borac Cacak to two national tournaments.

Multiple Borac Cacak players represented Serbia in international youth tournaments and two of Rajakovic's players were selected to Serbia's Senior National Team, competing at the European Championship and World Championship.

Following his three year stint in Cacak, Rajakovic was named the head coach of the U-20 and U-18 teams of Red Star Belgrade in Serbia's capital and largest city. At 19 years old, Rajakovic was again the youngest head coach in team history. The Serbian native focused his coaching efforts on developing and preparing his players to compete for Red Star's top team. Rajakovic also scouted



and signed many of the players in Red Star's system.

During his eight-year stint in Belgrade, Rajakovic led Red Star to two Serbian championships and several international club tournaments.

In 2007, Rajakovic left Red Star to begin his own basketball academy in Belgrade, focusing on individual development. Rajakovic would work with European players during their off months on improving their skills, primarily shooting, through video analysis and individual and group workouts. After three years of owning and managing the academy, Rajakovic accepted the head coach position with Espacio Torrelozones and moved to Madrid.

The Serbian has also been active in many international tournaments and events including Basketball Without Borders, NBA and FIBA Camp and the Eurocamp in Treviso, Italy, in 2003 and 2004. In addition to his experience in Europe, Rajakovic has served as an assistant coach for the San Antonio Spurs' NBA Summer League teams since 2004.

In his free time, Rajakovic enjoys jazz music, theatre and hiking. He received a basketball coaching degree from the Belgrade Basketball Academy in 2004 and a degree in sports management from BK University in Belgrade in 2006.

Rajakovic speaks Serbian, Croatian and Bosnian languages as native, but is also fluent in English, Spanish and basic Greek.



## Tyrone Ellis

### Assistant Coach

Tyrone Ellis comes to Tulsa after spending 10 years playing professionally in Europe, most recently with Lucentum Alicante in Spain. The Texas native spent four years as a member of the Republic of Georgia's National Team, helping the team advance to EuroBasket's A Division.

In addition, he has worked as a coach at the Steve Nash Nike Skills Academy, Reebok Breakout Challenge, Pride Performance and Court Vision Consulting as well as serving as an assistant coach of the Phoenix Suns' NBA Summer League squad in both 2009 and 2010.

Before playing overseas, Ellis was drafted by the NBA D-League's Huntsville Flight as the 42nd pick in the 2001 draft, the league's inaugural season. Ellis received both a Masters in Education-Kinesiology and Bachelor of Science-Sports Management and Marketing from Southern Nazarene University in Bethany, Okla.



## Brandon Barnett

### Director of Minor League Operations/Pro Scout

Brandon Barnett begins his fifth season with the Tulsa 66ers. Barnett joined the organization after working for the NBA League office in New York City for the previous five years. Barnett brings an extensive background in minor league basketball to Tulsa. While with the league office, Barnett served most recently as Senior Coordinator of Basketball Operations for the NBA Development League.

He joined the D-League during the 2004-05 season as an intern and quickly solidified his value to the Basketball Operations department. Barnett's role in the D-League, among other things, involved evaluating, recruiting and signing players for the league.

A native of Shaker Heights, Ohio, Barnett graduated cum laude from Emerson College in Boston, Mass., in 2003, with a Bachelor's degree in Broadcast Journalism.




## Glenn Wong

### Video Analyst

Glenn Wong enters his first season with the Tulsa 66ers as Video Analyst. Wong recently concluded a three year professional playing career in Ireland.

Wong has served in various capacities for USA Basketball since 2007, most recently serving as the video coordinator for USA Basketball's U-18 Team that competed in the FIBA Americas Tournament in Brazil.

Wong attended Amherst College in Amherst, Mass., and also holds a Masters in Business Administration from Dublin Business School. Glenn played four years of basketball while at Amherst and was a member of its 2007 NCAA Division III National Championship Team.



## Jordan Webb

### Athletic Performance Coordinator

Jordan Webb enters his second season as the team's Athletic Performance Coordinator. Webb is responsible for the development and implementation of strength and nutritional programs for the 66ers, as well as assisting each player in establishing a personalized diet and offseason training program.

Prior to joining the 66ers staff, the Tiffin, Ohio native served as the Assistant Fitness Coach for the Seattle Sounders FC during the 2010 and 2011 seasons.

Webb graduated from Missouri Valley College where he double-majored in Sports and Exercise Science and Sports Business Management.



## Tony Katzenmeir

### Athletic Trainer

Tony Katzenmeir enters his third season as the Athletic Trainer for the Tulsa 66ers. Katzenmeir came to Oklahoma from Santa Monica, Calif., where he was most recently employed by Athletes' Performance and Core Performance.

He received his Bachelor's degree from Kansas State University, where he gained experience working with the Wildcats' basketball, baseball and football teams as a student trainer. He then earned his Master's degree at Eastern Illinois University before being hired on full-time as the institution's athletic trainer.

Katzenmeir has also served as an athletic training intern with the Kansas City Chiefs and the New England Patriots.



## Ben Coldagelli

### Public Relations Manager

Ben Coldagelli enters his first season with the Tulsa 66ers as Public Relations Manager. Coldagelli handles all day-to-day basketball communications and corporate communications for the team, as well as all community relations efforts. He also provides content for the 66ers website and is the primary media contact for the organization.

Coldagelli comes to the 66ers after working in the athletics communications office of the University of Oklahoma. He also served as a three-year member of the Oklahoma City Thunder's game night staff.

A native of New Berlin, Wisc., Coldagelli earned his Bachelor's degree in Journalism-Public Relations from the University of Oklahoma.





THE  
66ERS



adidas



66ers

42



# RON ANDERSON #42

POSITION: Forward HEIGHT/WEIGHT: 6-8/260 COLLEGE: South Florida  
HOMETOWN: Upper Marlboro, Maryland BIRTHDATE: 9/12/1989

## ACQUIRED:

Drafted in the fourth round (54th pick) of the 2012 NBA D-League Draft on Nov. 2, 2012.

## COLLEGE:

Averaged 6.9 points and 5.5 rebounds in his senior season and 7.0 points and 6.4 rebounds in his junior year. Played his first two seasons at Kansas State University before transferring to South Florida. Led South Florida in field goal percentage in both his senior and junior seasons.

**2011-12 (Senior):** Averaged 6.9 points and 5.5 rebounds. Went 97-for-177 from the field, good for a .548 shooting percentage. Saw action in 36 games (including 29 starts), averaging 26.3 minutes. Put together 10 double-digit scoring performances, including a season-best 17 points against Georgia Southern. **2010-11 (Junior):** Led South Florida, and was 14th in the BIG EAST, in rebounds per game at 6.4. Led the team with 28 blocks. Posted highest field goal percentage among Bulls at .503 (83-165). Sat out the entire 2009-10 season due to NCAA transfer rules. **2008-09 (Sophomore/Kansas State):** Competed off the bench in all 34 games. Averaged 18.8 minutes per contest and added 5.2 points per game. Was 59-of-113 from the field and led the team with a .522 field goal

percentage. Eighth in the Big 12 Conference in offensive rebounds and 19th in total rebounds. **2007-08 (Freshman/Kansas State):** Saw action in 30 games with six starts as a true freshman. Played double-digit minutes in 18 games, including 20 or more minutes in six contests. Averaged 3.3 points on 54.8 percent shooting (40-of-73) with 3.6 rebounds, 0.5 assists and 0.4 steals in 12.0 minutes per game. First on the team in field goal percentage and was third in rebounding.

## PERSONAL

Born Sept. 12, 1989 in Voorhees, N.J. Son of Ron Anderson, Sr., and Gail Anderson. Two-year starter and letterman at The McCallie School in Chattanooga, Tenn. Father Ron played 10 seasons (1984-94) in the NBA for the Cleveland Cavaliers, Indiana Pacers, Philadelphia 76ers, New Jersey Nets and Washington Bullets and scored 7,056 points in his career.

## YEAR-BY-YEAR COLLEGE STATISTICS

SEASON	TEAM	MIN	FGM-FGA	FG%	3PM-3PA	3P%	FTM-FTA	FT%	REB	AST	BLK	STL	PF	TO	PTS
2011-12	South Florida	26.3	2.7-4.9	.548	0.0-0.0	.000	1.5-3.0	.491	5.5	1.1	0.6	0.6	3.0	1.6	6.9
2010-11	South Florida	22.5	2.5-5.0	.503	0.0-0.1	.000	1.9-3.0	.653	6.4	1.2	0.8	0.5	2.8	1.5	7.0
2008-09	Kansas State	18.8	1.7-3.3	.522	0.0-0.0	.000	1.7-3.4	.504	5.3	1.1	0.4	0.7	2.0	1.0	5.2
2007-08	Kansas State	12.0	1.3-2.4	.548	0.0-0.0	.000	0.6-1.3	.462	3.6	0.5	0.2	0.4	1.3	0.5	3.3

# RODNEY



# BARTHOLOMEW #50

**POSITION:** Forward    **HEIGHT/WEIGHT:** 6-8/230    **COLLEGE:** Indiana Tech  
**HOMETOWN:** Port Sulphur, Louisiana    **BIRTHDATE:** 5/21/1988

## ACQUIRED:

Drafted in the fifth round (70th pick) of the 2012 NBA D-League Draft on Nov. 2, 2012.

## COLLEGE:

One of the top NAIA players in 2011-12, leading the nation in offensive rebounds per game in both his junior and senior seasons. A 2011-12 NAIA First-Team All-American and WHAC Conference Player of the Year. Spent his first two seasons at Corning Community College. Averaged a double-double in all four seasons of college.

**2011-12 (Senior):** Named to the NAIA All-American First Team along with the WHAC Conference Player of the Year. Selected to the WHAC All-Conference First Team. Four-time WHAC Player of the Week and the NAIA National Player of the Week (1/31). Ranked first in the NAIA in offensive rebounds per game (4.71), second in total rebound (354) and third in total rebounds per game (11.42). Also ranked ninth in the NAIA in defensive rebounds (6.71) and 12th in field goal percentage (.596). Averaged 17.5 points per game. Averaged 18 double-doubles. Made a school-record 178 free throws. Posted a career-high 30 points against Indiana East and 22 rebounds against

Cornerstone University. **2010-11 (Junior):** Member of the NAIA All-American Honorable Mention Team. Named the WHAC Conference Newcomer of the Year along with being selected to the WHAC All-Conference First Team and All-Newcomer Team. Two-time WHAC Player of the Week. Ranked first in the NAIA in offensive rebounds per game (4.39), second in total rebounds (363) and third in total rebounds per game (11.00). Averaged 13.5 games, scoring a season-high 27 points against Concordia. Recorded 17 double-doubles. **2008-09 (Freshman) and 2009-10 (Sophomore):** Spent first two college seasons playing for Corning Community College in Corning, New York. Averaged a double-double in his two season with 16.3 ppg and 14.2 rpg. Named an NJCAA All-American and Corning's Male Athlete of the Year. Two-time member of the All-Mid State Athletic Conference Team.

## PERSONAL

Two-sport athlete at Plaquemines High School (LA), being named to the All-State team in football (played wide receiver) and All-District in basketball.

## YEAR-BY-YEAR COLLEGE STATISTICS

Year	Team	GP	FG%	3P%	FT%	OFF	DEF	REB	AST	STL	BLK	TO	PTS
2010-11	Indiana Tech	33	54.5	0.0	63.2	4.4	6.6	11.0	1.2	1.1	0.6	3.0	13.5
2011-12	Indiana Tech	31	59.6	0.0	68.2	4.7	6.7	11.4	1.0	1.5	1.1	3.5	17.5

- Junior College Statistics Not Available -

WIN



# WILL CREEKMORE #44

POSITION: Center

HEIGHT/WEIGHT: 6-9/235

COLLEGE: Missouri State

HOMETOWN: Tulsa, Oklahoma

BIRTHDATE: 4/9/1989

## ACQUIRED:

Signed to the Tulsa 66ers as a free agent on Feb. 15, 2012.

## 2011-12:

Began the season playing for Ehingen of the German Pro-A League where he averaged 8.4 points and 3.8 rebounds in 18 games. Appeared in nine games with the 66ers toward the end of the season, averaging 1.6 rebounds in 6.8 minutes per game. Recorded a career-high four rebounds against Idaho on March 7.

## COLLEGE:

Averaged 11.3 points while shooting .569 from the field in his senior season. Played his final three college seasons at Missouri State after transferring from Boston University.

**2010-11 (Senior):** Averaged 11.3 points, 6.5 rebounds and 1.1 assists in his senior season. Recorded a .569 field goal percentage (148-for-260). A consistent starter, averaging 24.8 minutes a game.

**2009-10 (Junior):** Started 34 of 36 games and finished fourth on the squad in scoring (8.6) and third in rebounding (4.7) during his first full season of competition with the Bears. Was a two-time MVC Prairie Farms Scholar-Athlete of the Week and earned MVC Scholar-Athlete first team. Selected as MSU's Missouri Valley Conference State Farm Good Neighbor Award recipient for Winter 2009-10. Named MVP of CollegelInsider.com Postseason

Tournament after posting four straight double-figure scoring games. **2008-09 (Sophomore):** Named to Missouri Valley Conference All-Newcomer Team and All-Academic Team during his sophomore season. Averaged 7.7 points and 5.7 rebounds per game. Became eligible on Dec. 20, 2008 after transferring to Missouri State from Boston University midway through the 2007-08 school year. **2007-08 (Freshman/Boston University):** Saw action in four games for Boston University before transferring to Missouri State at the end of the fall 2007 semester. Scored 11 points and secured 10 rebounds in 12.5 minutes per game for the Terriers.

## PERSONAL

Born and raised in Tulsa. Full name is William Thomas Creekmore. Son of Tom and Beverly Creekmore. Has two older sisters, Allison and Julia. Was a four-year starter for Thomas Edison Prep in Tulsa. After leading the state of Oklahoma in rebounding his junior and senior seasons, he was named to the Oklahoma Coaches Association, Max Preps, High Schools Sports Magazine, Tulsa World and Daily Oklahoman all-state team in 2006-07. Averaged 23 points, 17 rebounds, 4 assists and 3 blocked shots his senior season for coach Michael Parish. Completed his high school career with a 4.0+ grade-point average.

## NBA D-LEAGUE CAREER STATISTICS

Year	G	GS	MIN	FGM	FGA	Pct.	3PM	3PA	Pct.	FTM	FTA	Pct.	OR	DR	REB	Avg.	AST	Pf	TO	BS	ST	PTS	Avg.
2011-12	9	0	61	3	14	0.214	0	0	-	1	2	0.500	4	10	14	1.6	1	15	4	4	3	7	0.8
Total:	9	0	61	3	14	0.214	0	0	-	1	2	0.500	4	10	14	1.6	1	15	4	4	3	7	0.8



# TRAVIS HYMAN #41

POSITION: Center

HEIGHT/WEIGHT: 7-0/245

COLLEGE: Bowie State

HOMETOWN: Annapolis, Maryland

BIRTHDATE: 7/12/1987

## ACQUIRED:

Drafted in the second round (22nd pick) of the 2012 NBA D-League Draft on Nov. 2, 2012.

## COLLEGE:

All-Central Intercollegiate Athletic Association (CIAA) in 2012. CIAA Defensive Player of the Year in 2009-2010 and 2011-2012. NABC Atlantic Region (District II) All-District Second Team member in 2012.

**2011-12 (Senior):** Averaged 11.5 points per game and 8.2 rebounds. Started in all 24 of Bowie State's games, averaging 26.1 minutes.

**2010-11 (Junior):** Averaged a double-double with 15.2 points per game and 10.0 rebounds. Recorded 96 blocked shots in his 19 games (5.1

per game). Shot .507 percent from the field. **2009-10 (Sophomore):** Scored 10.2 points per game his first season at Bowie State. Averaged 6.7 rebounds and 4.1 blocks per game. Started 13 of 16 games, averaging 21.4 minutes.

## PERSONAL:

Attended Old Mill High School in Maryland. Parents are Taresa Hyman and Michael Johnson. Has two sisters, Latrice and Nichol, and one brother, Gerard.

## YEAR-BY-YEAR COLLEGE STATISTICS

SEASON	GP-GS	MIN/AVG	FG-FGAPCT	FG-FGA	PCT	FT-FTA	PCT	OFF	DEF	TOT	AVG	PF	FO	AST	TO	BLK	STL	PTS	AVG
2009-10	26-13	557/21.4	97-222 .437	0-0	.000	71-137	.518	56	117	173	6.7	81	1	16	50	105	16	265	10.2
2010-11	19-19	457/24.1	114-225 .507	0-0	.000	61-122	.500	65	125	190	10.0	74	5	14	61	96	10	289	15.2
2011-12	24-24	626/26.1	92-199 .462	1-1	1.000	52-112	.464	65	136	201	8.4	85	5	27	70	64	32	237	9.9





# MARIO LITTLE #22

POSITION: Forward

HEIGHT/WEIGHT: 6-6/218

COLLEGE: Kansas

HOMETOWN: Chicago, Illinois

BIRTHDATE: 12/29/1987

## ACQUIRED:

Invited to Tulsa 66ers training camp after his performance at Tulsa's Open Tryouts on October 20-21, 2012.

## 2011-12:

Spent the 2011-12 season playing overseas for SK Dnipro Azot Dniprodzerzhynsk in Ukraine.

## COLLEGE:

A versatile player who contributed mainly at the three and four positions while at KU. Was a part of three Big 12 regular-season championship teams, two Big 12 Championship teams, two Sweet 16 teams and one Elite Eight. Hampered with injuries his first season at KU and appeared in 23 contests in 2008-09. Had great success at Chipola College (Fla.) where his teams' combined record was 68-5 in two seasons. Rated as Rivals.com's No. 1 JUCO player nationally in 2008.

**2010-11 (Senior):** Played in 32 games and earned one start. Scored in double-digits in three games and averaged 5.1 points per game. Best performance came against Missouri (2/7) when he scored 17 points off 7-of-9 shooting, hit 3-of-3 from behind the arc and collected five redounds. Shot 55.8 percent from the field in conference play. **2009-10 (Junior Redshirt):** Sat

out the season due to injury, but participated in practice and traveled with team. **2008-09 (Junior):** Appeared in 23 games on the season with three starts, all against Big 12 competition. Posted three games in double figures and averaged 4.7 points per contest. Scored 5.6 ppg against Big 12 foes. Preseason Big 12 Newcomer of the Year. **Junior College:** Led the Chipola Indians to their fifth-straight conference championship in 2007-08. Averaged 15.2 points, 5.5 rebounds and 2.6 assists in his second year at Chipola College as the Indians posted a 35-2 record, the most victories of any JUCO team in the country. Was named both Player of the Year in the Panhandle Conference and NJCAA All-America in 2008. As a freshman he averaged 8.9 points, 5.9 rebounds and 1.8 assists as Chipola finished with a 33-3 overall record. Helped lead Chipola to a Panhandle Conference title and second place in the NJCAA National Championship his freshman year.

## PERSONAL:

Full name is Mario Deantwan Little. Born in Chicago, Ill. Has two older brothers, Michael, and Marcus Dixon. Named Chicago-Area Player of the Year in 2006 during his senior season at George Washington High School.

## YEAR-BY-YEAR COLLEGE STATISTICS

SEASON	TEAM	MIN	FGM-FGA	FG%	3PM-3PA	3P%	FTM-FTA	FT%	REB	AST	BLK	STL	PF	TO	PTS
2010-11	Kansas	13.7	2.0-4.2	.481	0.3-0.9	.367	0.8-1.1	.694	2.9	0.8	0.3	0.4	1.6	0.6	5.1
2008-09	Kansas	12.5	1.8-3.6	.512	0.1-0.3	.375	0.9-1.4	.625	3.2	0.9	0.2	0.5	1.6	0.8	4.7

- Junior College Statistics Not Available -

BRADY



# MORNINGSTAR #12

POSITION: Guard

HEIGHT/WEIGHT: 6-4/185

COLLEGE: Kansas

HOMETOWN: Lawrence, Kansas

BIRTHDATE: 1/23/1986

## ACQUIRED:

Drafted by the Tulsa 66ers in the third round (34th pick) of the 2011 NBA D-League Draft on Nov. 3, 2011.

## 2011-12:

Averaged 9.6 points, 2.2 rebounds and 2.2 assists in 48 appearances. The former Kansas Jayhawk led the 66ers in free throw percentage by shooting 75-for-84 (.893). Averaged 27.7 minutes per game, making 20 starts. Scored a career-best 29 points against Dakota on Dec. 9, 2011.

## COLLEGE:

A 2010 KU graduate who played five seasons in a Jayhawk uniform. Was a part of one NCAA National Championship, three NCAA Elite Eights, four NCAA Sweet 16s, five Big 12 regular-season titles and four Big 12 Tournament championships. Played in 116 games for KU with 68 starts.

**2010-11 (Senior):** An All-Big 12 Honorable Mention selection who played in all 38 games and earned 25 starts including the final 16 games. Averaged 7.3 points a game, hitting double figures nine times. Second on the team in assists, dishing 3.3 per game. Played 30 minutes or more in 15 games and averaged 27.5 minutes per game on the season. Averaged 2.2 rebounds per game. Led the Big 12 in assist-to-turnover ratio at 2.8 for all games and 4.4 for conference games. In conference play shot a team-best 53.1 percent from behind the arc, hitting 26-of-49. A Big 12 All-Defensive Team selection, he was ninth in the league in steals per game (1.4) and ranked second on the team. Selected to the Academic All-Big 12 Second Team.

**2009-10 (Junior):** Had nine starts in 27 games played. All nine starts came in conference play. Averaged 21.4

minutes, 4.1 points, 2.3 rebounds, 2.9 assists and 1.1 steals per game. Led the Big 12 in conference games only in assist-to-turnover ratio at 2.6 (49 assists, 19 turnovers). Had nine games with multiple steals. Mainly played wing and made 40.2 percent from the field, including 39.6 from three-point range. Shot 50 percent or better nine times. Third on the team with 79 assists. **2008-09 (Sophomore):** Started 34 of 35 games for the Jayhawks (gave way to Brennan Bechard on Senior Day). Had six games of 10-plus points, including three in Big 12 play. Made a team-high 42 percent from three-point range and was second in the Big 12 in three-point field goal percentage in conference games played at 44.4 percent. Second on the team in minutes played with a 30.4 average. Logged 30-plus minutes in 21 games. Hit multiple three-pointers in 16 games. **2006-07 (Freshman):** Appeared in 16 games and averaged 2.1 points. Had four games of 10 minutes or more, including a season-high 14 minutes against Northern Arizona in the season opener. Appeared in seven conference games.

## PERSONAL:

Full name is Brady Craig Morningstar. Born in Hinsdale, Ill. Parents are Roger and Linda Morningstar. Father, Roger, was a KU basketball standout on the 1974 and 1975 Big Eight Conference championship teams under head coach Ted Owens. Sister, Linsey, was a senior setter/defensive specialist on the Kansas volleyball team in 2006. Sister, Jamie, was a letterwinner at KU in volleyball from 1999-2002. Averaged 18 points as a senior at Free State High School in Lawrence, Kansas.

## NBA D-LEAGUE CAREER STATISTICS

Year	G	GS	MIN	FGM	FGA	Pct.	3PM	3PA	Pct.	FTM	FTA	Pct.	OR	DR	REB	Avg.	AST	PF	TO	BS	ST	PTS	Avg.
2011-12	48	20	1330	170	403	0.422	46	120	0.383	75	84	0.893	21	83	104	2.2	106	80	69	7	42	461	9.6
Total	48	20	1330	170	403	0.422	46	120	0.383	75	84	0.893	21	83	104	2.2	106	80	69	7	42	461	9.6



adidas



66ers

10



SPALDING



NBA  
DEVELOPMENT  
LEAGUE

# ANDY RAUTINS #10

POSITION: Guard

HEIGHT/WEIGHT: 6-4/190

COLLEGE: Syracuse

HOMETOWN: Syracuse, New York

BIRTHDATE: 11/02/86

## ACQUIRED:

Acquired via the NBA D-League Affiliate Rule after spending 2011-12 training camp with the Oklahoma City Thunder.

## 2011-12:

Spent the 2011-12 season playing in Spain for Lucentum Alicante where he appeared in 17 games and averaged 7.3 points, 1.8 rebounds and 1.2 assists in 15.4 minutes per contest.

## NBA CAREER:

Selected by New York in second round (38th overall) of 2010 NBA Draft. Appeared in five games with the Knicks in the 2010-11 season, averaging 1.6 points and 4.8 minutes.

## COLLEGE:

In four years at Syracuse, averaged 8.8 points and 2.7 assists on .396 shooting in 127 games (65 starts). Went 282-754 (.374) from 3-point range. Second on all-time Syracuse list in 3-pointers made (282) trailing only Gerry McNamara (400). Ranks 46th on all-time Orange scoring list with 1,121 career points (father Leo ranks 53rd with 1,031). As a senior, Earned All-Big East second team honors, as well as fifth team All-American honors from The Sporting News and honorable mention All-American honors from Yahoo! Sports and The Associated Press.

**2009-10 (Redshirt Senior):** Capped college career with career-high 12.1 point per game average and All-Big East second team honors. Second on team in scoring, first in free throw shooting (career-high .815 on 66-81 FTs). Went 98-241 (.407) from 3-point range, recording the sixth-best single-season mark in Orange

history. Started all 35 games (averaged 32.5 minutes). Recorded seven 20-plus scoring games with season-high 28 at Providence. Handed-out career-high 10 assists vs. Georgetown in Big East Tournament at MSG. Averaged 16.7 points in NCAA Tournament. **2008-09 (Redshirt Junior):** Averaged 10.5 points and 3.0 assists in 37 games (10 starts) in returning to Orange off knee surgery. Went 102-279 (.366) from 3-point range. **2006-07 (Sophomore):** Averaged 7.2 points and was 67-188 (.356) from downtown over 35 games (20 starts). Posted 12 double-figure scoring games. Awarded a medical redshirt following post-season knee surgery and sat out 2007-08 season. **2005-06 (Freshman):** Averaged 2.9 points in 20 games off the bench. Went 15-46 (.326) from 3-point range and converted a 3-pointer in 11 of 20 appearances.

## PERSONAL:

Majored in communications and rhetorical studies at Syracuse. Was a member of the Canadian Senior Men's National Team. The squad, coached by his father Leo, finished fourth at the 2009 FIBA Americas Tournament and earned a spot in the 2010 World Championships. Son of former Syracuse standout Leo Rautins, who played two NBA seasons and had a stint in 1987 training camp with the Knicks. Leo - now color analyst for Toronto Raptors - was first Canadian to be selected in first round of NBA Draft (17th overall by Sixers in 1983). Played for coach Bob McKenney at Jamesville-DeWitt HS and was a member of the school's 2004 Class A NY State championship squad.

## NBA CAREER STATISTICS (TOTALS)

Season	Team	GP	GS	MIN	FGM	FGA	FG%	3PM	3PA	3P%	FTM	FTA	FT%	OR	DR	REB	AST	STL	BLK	TO	PF	PTS
2010-11	NYK	5	0	24	3	7	0.429	1	4	0.250	1	2	0.500	0	1	1	3	1	0	7	0	8
Total		5	0	24	3	7	0.429	1	4	0.250	1	2	0.500	0	1	1	3	1	0	7	0	8



DOMI

adidas



66ers

21

# NIOUVE SUTTON #21

POSITION: Guard

HEIGHT/WEIGHT: 6-5/212

COLLEGE: North Carolina Central

HOMETOWN: Durham, North Carolina

BIRTHDATE: 10/20/86

### ACQUIRED:

Drafted by the Tulsa 66ers in the first round as the sixth overall pick of the 2012 NBAD-League Draft on Nov. 2, 2012.

### COLLEGE:

Named to the 2011-12 University Division All-State Men's Basketball First Team by the North Carolina Collegiate Sports Information Association and the 2012 Boxtorow Division I HBCU All-American Second Team. A First-Team All-MEAC (Mid-Eastern Athletic Conference) selection. Spent his first three seasons at Kansas State, playing in 90 games (76 starts). In his junior season at K-State, Sutton averaged 7.2 points, 5.8 rebounds, 1.9 assists and 1.2 steals.

**2011-12 (Senior):** Finished fourth in the MEAC with 16.6 points per game and seventh in conference for rebounds with 7.4. Shot a league-best 59.3 percent from the field. Collected a team-best nine double-doubles and scored 20-plus points six times, including 29 points against Wagner on Nov. 16. Three-time MEAC Player of the Week. University Division All-State Men's Basketball First Team member and a 2012 Boxtorow Division I HBCU All-American Second Team member. First-Team All-MEAC (Mid-Eastern Athletic Conference) selection. Sat out the 2010-11 season due to NCAA Transfer rules.

**2009-10 (Junior/Kansas State):** Saw action in all 37 games with 36 starts as a junior, marking 78 consecutive games as a Wildcat. Averaged 7.2 points on 47.7 percent shooting (95-of-199), including 33.3 percent (5-of-15) from 3-point range, with 5.8 rebounds, 1.9 assists and 1.2 steals in 24 minutes per game. Connected on 59 percent (72-of-122) from the free throw line. Had at least two steals in 15 games. **2008-09 (Sophomore/Kansas State):** Saw action in all 34 games with 32 starts as a sophomore.

Averaged 7.5 points on 48.5 percent shooting (97-of-200), including 23.8 percent (5-of-21) from 3-point range, with 5.4 rebounds, 1.1 steals and 1.0 assist in 22.9 minutes per game. Connected on 68.3 percent (56-of-82) from the free throw line. Shot 48.5 percent from the field. . Tied the school single-game record for steals against Idaho State on Jan. 3 with eight. Placed 18th in the Big 12 in rebounding and 14th in offensive rebounds. Started 15 of 16 Big 12 games, averaging 22.6 minutes per game. **2007-08 (Freshman/Kansas State):** Saw action in 19 games with eight starts as a true freshman. Averaged 3.3 points on 52.2 percent shooting (24-of-46), including 14.3 percent (1-of-7) from 3-point range, with 2.5 rebounds, 1.1 steals and 0.6 assists in 13.5 minutes per game. Connected on 59.1 percent (13-of-22) from the free throw line. Saw action in 13 Big 12 games with five starts. Averaged 2.5 points on 43.3 percent shooting (13-of-30) in conference-only games with 2.6 rebounds and 1.2 steals in 14.0 minutes per game.

### PERSONAL:

Full name is Dominique Leondras Sutton. Born in Durham, N.C. Parents are Quintin Sutton and Katrina Reid. Attended The Patterson School in Lenoir, N.C. Has one brother, Lavaedeau Lee. Majored in social science.

## YEAR-BY-YEAR COLLEGE STATISTICS

SEASON	TEAM	MIN	FGM-FGA	FG%	3PM-3PA	3P%	FTM-FTA	FT%	REB	AST	BLK	STL	PF	TO	PTS
2011-12	NC Central	33.9	5.7-9.9	.579	0.0-0.1	.000	5.0-7.5	.664	7.4	1.7	0.5	2.2	3.1	2.6	16.4
2009-10	Kansas State	24.0	2.6-5.4	.477	0.1-0.4	.333	1.9-3.3	.590	5.8	1.9	0.2	1.2	3.0	1.7	7.2
2008-09	Kansas State	22.9	2.9-5.9	.485	0.1-0.6	.238	1.6-2.4	.683	5.4	1.0	0.2	1.1	2.6	1.6	7.5
2007-08	Kansas State	13.5	1.3-2.4	.522	0.1-0.4	.143	0.7-1.2	.591	2.5	0.6	0.3	1.1	1.7	0.6	3.3



adidas

66ers

7

SPALDING



# TONY TAYLOR #7

POSITION: Guard

HEIGHT/WEIGHT: 6-1/191

COLLEGE: George Washington

HOMETOWN: Sleepy Hollow, New York

BIRTHDATE: 9/9/1990

## ACQUIRED:

Drafted by the Tulsa 66ers in the second round as the 32nd overall pick of the 2012 NBA D-League Draft on Nov. 2, 2012.

## COLLEGE:

Ranks 19th all-time at George Washington with 1,345 points, fourth all-time with 486 assists and ninth all-time with 130 steals. Started 117 of his 121 career games, averaging 31.6 minutes per game over his four seasons. Led the team in assists in all four seasons.

**2011-12 (Senior):** Named to the 2011-12 Preseason Atlantic 10 All-Conference First Team. Led the team in scoring (13.1 ppg), assists (4.3 apg), field goals made (136) and free throws made (102), while finishing second on the team in steals (42) and 3-pointers made (31). **2010-11 (Junior):** A 2011 Atlantic 10 All-Conference Second Team selection. Led George Washington in scoring (15.0 ppg), assists (14.4), and steals (40). Started all 31 games. **2009-10 (Sophomore):** Team leader in assists with 129 and 3-point shooting percentage with .373 (19-51). **2008-09**

**(Freshman):** Dished out a team-leading 79 assists. Averaged 6.6 points per game and 2.0 assists.

## PERSONAL:

Born in Sleepy Hollow, NY. Full name is Tony C. Taylor II. Son of Tony and MaryAnn Taylor. Has an older brother, Tyrone, and a younger sister, Sayge. Majored in psychology.

## YEAR-BY-YEAR COLLEGE STATISTICS

SEASON	TEAM	MIN	FGM-FGA	FG%	3PM-3PA	3P%	FTM-FTA	FT%	REB	AST	BLK	STL	PF	TO	PTS
2011-12	George Wash.	34.4	4.4-11.0	.399	1.0-3.0	.333	3.3-4.2	.779	2.5	4.3	0.1	1.4	2.5	2.8	13.1
2010-11	George Wash.	33.4	4.8-11.4	.422	1.3-3.8	.339	4.1-5.9	.694	3.3	4.6	0.0	1.3	2.3	2.6	15.0
2009-10	George Wash.	30.3	3.2-7.5	.427	0.6-1.6	.373	2.4-3.8	.622	3.0	4.2	0.0	0.9	1.7	1.6	9.4
2008-09	George Wash.	27.9	1.8-5.5	.323	0.8-2.4	.333	2.2-3.2	.697	2.0	2.8	0.2	0.7	2.3	1.7	6.6



HOL

# KELIS THOMPSON #32

POSITION: Forward

HEIGHT/WEIGHT: 6-8/212

COLLEGE: Georgetown

HOMETOWN: Pasadena, California

BIRTHDATE: 4/3/91

## ACQUIRED:

Acquired via the NBA D-League Affiliate Rule after spending 2011-12 training camp with the Oklahoma City Thunder.

## COLLEGE:

Earned All-Big East Honorable Mention as a junior. Ranks first all-time in school history with a 44 percent three-point percentage. Ranks 12th all time in school history with 128 3-pointers made.

**2011-12 (Junior):** Ranked second on team in scoring (12.8 ppg) and third in rebounding (5.5 rpg). Scored in double figures in 25 of 33 games played, including four games with 20 or more points. Scored a season-high 23 points in an NCAA Tournament game against North Carolina State. Scored 21 points on 9-for-15 shooting, and added 10 rebounds against IUPUI. Scored 20 points three times, against NJIT, West Virginia, and St. John's. **Sophomore (2010-11):** Ranked second on team in rebounding (4.4 rpg) and fourth on team in scoring (8.6 ppg). Scored in double figures in 12 of 32 games played. Scored a career-high 26 points on 8-for-10 shooting in an NCAA Tournament game against VCU. Scored 18 points along with nine rebounds against North Carolina State. Grabbed a season-high 10 rebounds along with 11 points against

UNC-Asheville. Scored 15 points along with six rebounds against St. John's. **Freshman (2009-10):** Averaged 4.8 points and 2.4 rebounds in 19.5 minutes per game. Scored in double figures five times. Scored a season-high 16 points twice, against Ohio in an NCAA Tournament game and against Lafayette. Scored 12 points along with five rebounds against Villanova.

## PERSONAL:

Full name is Keith Hollis Thompson II. A native of Pasadena, Calif. The son of Debra Shaw and Keith Thompson. Attended Loyolla High School in Los Angeles, Calif. Has two older siblings, Bryan and Brandi, and two younger, Courtney and Christian.

## YEAR-BY-YEAR COLLEGE STATISTICS

SEASON	TEAM	MIN	FGM-FGA	FG%	3PM-3PA	3P%	FTM-FTA	FT%	REB	AST	BLK	STL	PF	TO	PTS
2011-12	Georgetown	31.1	4.7-10.1	.464	1.8-4.1	.430	1.7-2.5	.679	5.5	1.5	0.5	0.7	2.2	1.7	12.8
2010-11	Georgetown	23.3	3.1-5.9	.519	1.3-2.9	.457	1.1-1.6	.720	4.4	0.7	0.4	0.8	2.2	0.8	8.6
2009-10	Georgetown	19.5	1.6-3.6	.451	0.8-1.9	.438	0.7-1.1	.615	2.4	1.0	0.4	0.9	2.4	0.8	4.8

ANT



# ANTHONY VEREEN #34

**POSITION:** Forward    **HEIGHT/WEIGHT:** 6-6/244    **COLLEGE:** Texas-Arlington  
**HOMETOWN:** Houston, Texas    **BIRTHDATE:** 1/21/1986

**ACQUIRED:**

Selected in the 6th round of the 2011 NBDL Draft by the Texas Legends. Was traded to the Tulsa 66ers in exchange for Solomon Bozeman on Nov. 5, 2012.

**2011-12:**

Was only player on the 2011-2012 Texas Legends roster to play in all 50 games. Averaged 9.68 points per game on .510 from the field. Grabbed 4.5 rebounds per game.

**COLLEGE:**

Scored 17.7 points per game his senior season and was named to the All-Southland Conference First Team. 2008 Southland Conference Tournament MVP.

**2008-09 (Senior):** Averaged 17.7 points per game with 6.5 rebounds and 2.2 assists. A First-Team All-Southland Conference selection. Shot .581 from the field and averaged 29.6 minutes per game.

**2007-08 (Junior):** All-Southland-Conference Honorable Mention, MVP of the Southland Conference Tournament, and member of the Southland Conference All-Tournament

Team. Scored an average of 13.8 points per game and brought down 4.8 rebounds. Collected a .568 shooting percentage in 22.8 minutes per game. **2006-07 (Sophomore):** Averaged 11.0 points, 5.8 rebounds and 1.2 assists per game. Boasted a .596 shooting percentage. **2005-06 (Freshman):** Scored 5.5 points per game and collected 2.2 rebounds. Averaged 13.9 minutes a game.

**PERSONAL:**

Born Jan. 21, 1986, in Hammond, La. Parents are Irma and Anthony Vereen. A McDonald's High School All-American nominee in 2005 at Gulf Shores High School, where he averaged 17.0 points and 13.0 rebounds per game.

## NBA D-LEAGUE CAREER STATISTICS

Year	G	GS	MIN	FGM	FGA	Pct.	3PM	3PA	Pct.	FTM	FTA	Pct.	OR	DR	REB	Avg.	AST	PF	TO	BS	ST	PTS	Avg.
2011-12	43	13	930	159	302	0.526	3	9	0.333	98	131	0.748	76	103	179	4.2	43	119	50	8	17	419	9.7
Total	43	13	930	159	302	0.526	3	9	0.333	98	131	0.748	76	103	179	4.2	43	119	50	8	17	419	9.7

ISAI



# AH WILKERSON #15

POSITION: Guard

HEIGHT/WEIGHT: 6-3/215

COLLEGE: NJ Institute of Tech.

HOMETOWN: Staten Island, New York

BIRTHDATE: 11/13/1990

## ACQUIRED:

Drafted in the eighth round (118th pick) of the 2012 NBA D-League Draft on Nov. 2, 2012.

## COLLEGE:

Scored 1,577 career points and collected 616 rebounds, the most in NJIT's Division 1 era. Second player in NJIT's D1 era to score 1,000 points. A 3-year captain. An AP All-American honorable mention. Started in 110 of 113 games.

**2011-12 (Senior):** Named honorable mention All-America by the Associated Press, becoming the first NJIT student-athlete in any sport to earn AP All-America honors since the program began Division I competition in 2006-07. All-Great West Conference First Team selection. Great West Conference Player of the Year. Averaged 16.2 points and 6.6 rebounds in 31.1 minutes per game. **2010-11 (Junior):** Great West Conference Player of the Year by CollegeInsider.com and an official First-Team All-GWC pick as voted by coaches and SIDs. Led the Highlanders in scoring (13.6 ppg) and rebounding (6.2 rpg). In Great West play, he averaged 16.5 points and 6.2 rebounds for the Highlanders, who finished in second place with a 9-3 record in GWC games. In conference games only, he ranked fifth among all GWC players in scoring and tied

for sixth in rebounding. **2009-10 (Sophomore):** All-Great West Conference honorable mention. Double-figure scorer in 22 games. Averaged 13.0 points and 4.9 rebounds per game. **2008-09 (Freshman):** Enrolled in NJIT for the second semester and made his college playing debut on December 20 without benefit of a practice. Scored an average of 12.5 points per game with 3.5 rebounds.

## PERSONAL:

Full name is Isaiah Jamal Wilkerson. Son of Beaun and Linda Wilkerson. Played at Curtis High School on Staten Island under Coach Paul Blanchard. As a senior, led Curtis to a school-record 25 wins (14-0 in the Staten Island Division of the NYC PSAL). Averaged 16.6 ppg, earning first-team all-Staten Island honors in the NY Daily News.

## YEAR-BY-YEAR COLLEGE STATISTICS

SEASON	TEAM	MIN	FGM-FGA	FG%	3PM-3PA	3P%	FTM-FTA	FT%	REB	AST	BLK	STL	PF	TO	PTS
2011-12	NJIT	31.1	5.6-12.9	.434	1.4-3.7	.373	3.6-4.4	.816	6.6	2.1	0.2	1.8	2.8	1.7	16.2
2010-11	NJIT	27.9	5.0-11.9	.419	1.4-4.0	.355	2.3-3.2	.708	6.2	1.2	0.2	0.7	2.8	2.3	13.6
2009-10	NJIT	30.3	4.2-10.8	.388	1.2-3.8	.309	3.5-4.8	.732	4.9	2.1	0.2	1.3	3.1	2.3	13.0
2008-09	NJIT	32.9	4.3-12.0	.360	1.1-4.1	.278	2.7-3.5	.766	3.5	1.6	0.0	0.9	2.2	3.5	12.5







# SEASON REVIEW



# SEASON REVIEW

## ***THE 2011-12 SEASON...***

Coming off two consecutive trips to the NBA D-League playoffs, the Tulsa 66ers posted a 23-27 record in the 2011-12 season. Tulsa claimed sixth place in the D-League's Western Conference, narrowly missing a postseason appearance by two wins.

Two weeks into the start of the 2011-12 campaign, Tulsa Head Coach Nate Tibbets accepted an assistant coaching position with the NBA's Cleveland Cavaliers after leading the 66ers to a 4-1 start. In over two seasons with the franchise, Tibbets had compiled a 64-41 (.610) record and guided the squad to two-straight postseason appearances, including a trip to the 2010 NBA D-League Finals.

Then-assistant Dale Osbourne was immediately named the club's new head coach on December 5. Osbourne claimed his first win of his D-League head coaching career when the team took down Dakota 98-88 on December 9.

The 66ers were led throughout the year by veteran center Marcus Lewis, who collected a team-best 34 double-doubles in 46 games. Lewis averaged 15.1 points per game and led the D-League with an average of 12.7 rebounds. The center also overtook the 66ers' all-time top spot for rebounds (989) and games played (137).

Guard Jerome Dyson also impressed on a nightly basis, boasting a team-best 17.8 points per game – good for the league's ninth-best scoring average.



*Jerome Dyson, an NBA D-League All-Rookie Team selection, received a GATORADE Call-Up to the New Orleans Hornets following the 2011-12 season. The guard averaged 17.8 ppg as a 66er.*



The Tulsa duo were named to the starting lineup of the Western Conference All-Star Team at the NBA D-League All-Star Game in Orlando, Fla. Lewis recorded a double-double in the game with 14 points and 10 rebounds while Dyson dished out a game-high 8 assists in the West's 135-132 victory.

Lewis received another high honor by being named to the All-NBA D-League Second Team at the conclusion of the season. Teammate Ryan Reid received an honorable mention at forward. Other postseason awards included guard Dwight Buycks earning First-Team All-Rookie honors and Dyson, Lewis and Owens all being named to the All-Defensive Second Team.

Exemplifying the 66ers and NBA D-League's commitment to constantly developing and improving its players for the next level, Tulsa saw three of its players receive GATORADE Call-Ups in the 2011-12 season.

At the conclusion of the D-League season, Dyson received a GATORADE Call-Up to the NBA's New Orleans Hornets. The guard received significant playing time in nine games, averaging 7.4 points and 20 minutes. Dyson's breakout game came in the Hornets' April 18 contest against Memphis where he shot 5-for-7 from the field and 14-for-16 at the charity stripe to notch a career-high 24 points.

Reid was called up to Oklahoma City on February 6 and appeared in five games as a member of the Thunder before being assigned to Tulsa on March 16. During his time in a Thunder uniform, the forward scored 8 points and brought down a pair of rebounds in 17 minutes of action.

At the D-League level, Reid was one of the 66ers key impact players, averaging 11.9 points and 8.5 rebounds in 25 games.

Owens received his third call-up in two years when the New Jersey Nets signed him on January 18. While with the Nets, the Oral Roberts product collected 13 points and 13 rebounds in his seven games with the club.

On February 4, Owens returned to Tulsa, where he would finish the year averaging 12.8 points, 4.6 rebounds and 1.3 blocks. By the end of the season, Owens became the 66ers' all-time leader in points (1,731), steals (187) and minutes played (4,281).

In addition to the trio of call-ups, the 66ers also saw D-League assignments for Oklahoma City players Lazar Hayward and Reggie Jackson.

Hayward appeared in three D-League contests, averaging 24 points and 5.7 boards while shooting 4-for-8 from behind the 3-point line. In Jackson's lone appearance (a 100-87 win over Iowa), he totaled 22 points with 8 assists and 7 rebounds in 41 minutes. The 66ers were 3-1 when either of the two Thunder players were featured in the lineup.

In addition to honing NBA-level talent on the court, the 66ers also saw two head coaches receive assistant positions with NBA teams within a nine-month span. In addition to Tibbetts leaving for Cleveland early on in the season, Osbourne was offered a position with the Portland Trail Blazers in August.

## 2011-12 SEASON TIMELINE



**Dec. 5:** Nate Tibbetts accepts an assistant coach position with Cleveland

**Nov. 25:** Tulsa takes down Idaho, 89-76, in the 2011-12 season opener



**Dec. 9:** Dale Osbourne collects his first win as the 66ers' head coach, taking down Dakota, 98-88



**Jan. 10-12:** Tulsa goes 1-1 at the 2012 NBA D-League Showcase in Reno, Nev. The 66ers defeated Fort Wayne, 111-92



**Feb. 25:** Marcus Lewis and Jerome Dyson represent the West as starters in the NBA D-League All-Star Game

**Feb. 6:** Forward Ryan Reid is called up to Oklahoma City, where he scored 8 points in five games



**Mar. 22:** Oklahoma City guard Reggie Jackson is assigned to Tulsa for one game, leading the 66ers to a 100-87 win with 22 points, 8 assists and 7 boards

**Mar. 3-17:** Tulsa wins five-straight games, its longest streak of the year



**Apr. 10:** The New Orleans Hornets sign Jerome Dyson, who would average 7.4 points and 20 minutes in nine games

**Apr. 7:** The 66ers end the season with an 84-82 loss to Maine, finishing the season at 23-27



**May 2:** The NBA D-League names Marcus Lewis as a member of the All-NBA D-League Second Team



# 2011-12 SEASON STATISTICS

## 2011-12 Regular Season Statistics

Player	G	GS	MIN	FGM	FGA	Pct.	3PM	3PA	Pct.	FTM	FTA	Pct.	OR	DR	REB	Avg.	AST	PF	TO	BS	ST	PTS	Avg.
Lazar Hayward	3	3	103	28	50	.560	4	8	.500	12	14	.857	6	11	17	5.7	8	15	10	1	1	72	24.0
Reggie Jackson	1	1	41	10	27	.370	0	5	.000	2	3	.667	1	6	7	7.0	8	2	2	0	0	22	22.0
Jerome Dyson	44	44	1497	254	613	.414	55	193	.285	220	292	.753	47	109	156	3.5	172	143	154	10	73	783	17.8
Dwight Buycks	28	2	751	165	332	.497	26	74	.351	68	88	.773	23	53	76	2.7	74	41	59	1	35	424	15.1
Marcus Lewis	46	45	1665	292	512	.570	0	3	.000	109	212	.514	163	420	583	12.7	143	116	126	42	42	693	15.1
Larry Owens	32	26	1143	157	369	.425	30	101	.297	66	76	.868	38	108	146	4.6	113	91	72	42	59	410	12.8
Robert Vaden	36	30	1154	169	391	.432	79	177	.446	44	56	.786	12	87	99	2.8	88	100	50	11	34	461	12.8
Ryan Reid	25	25	791	127	248	.512	0	0	.000	43	61	.705	74	139	213	8.5	30	80	53	22	24	297	11.9
Brady Morningstar	48	20	1330	170	403	.422	46	120	.383	75	84	.893	21	83	104	2.2	106	80	69	7	42	461	9.6
Delroy James	26	1	534	90	209	.431	5	20	.250	44	62	.710	48	77	125	4.8	34	48	34	14	27	229	8.8
Billy Rush	14	13	321	43	110	.391	9	43	.209	25	30	.833	7	49	56	4.0	15	20	21	6	8	120	8.6
Xavier Alexander	42	9	918	103	250	.412	10	39	.256	48	104	.462	55	84	139	3.3	75	98	59	15	36	264	6.3
Nkem Ojougboh	23	8	500	57	126	.452	0	1	.000	23	35	.657	34	93	127	5.5	20	50	27	38	10	137	6.0
Curtis Sumpter	27	15	545	61	157	.389	15	49	.306	14	17	.824	36	76	112	4.1	29	69	49	22	19	151	5.6
LaDustin Williams	25	5	329	42	107	.393	5	12	.417	11	21	.524	15	21	36	1.4	25	20	17	3	19	100	4.0
Ben Colon	11	0	181	12	28	.429	0	0	.000	6	13	.462	17	27	44	4.0	5	29	12	4	8	30	2.7
Brian Barkdoll	29	3	212	15	33	.455	0	0	.000	5	7	.714	14	30	44	1.5	5	37	6	3	4	35	1.2
Will Creekmore	9	0	61	3	14	.214	0	0	.000	1	2	.500	4	10	14	1.6	1	15	4	4	3	7	0.8
Nolan Richardson	2	0	6	0	1	.000	0	0	.000	0	0	.500	0	0	0	0.0	0	0	0	0	0	0	0.0
<b>Totals:</b>	50		12075	1798	3980	.452	284	845	.336	816	1177	.693	615	1483	2098	42.0	951	1054	824	245	444	4696	93.9
<b>Opponents:</b>	50		12075	1725	3843	.449	295	880	.335	934	1281	.729	575	1507	2082	41.6	895	1063	876	244	434	4679	93.6

## 2011-12 Season Averages and Highs

PLAYER	----- Single-Game Highs -----							----- Average-Per-Game -----						
	MIN	REB	AST	ST	TO	BL	PTS	MIN	REB	AST	STL	TO	BLK	PTS
Lazar Hayward	37	7	6	1	4	1	30	34.3	5.7	2.7	0.3	3.3	0.3	24.0
Reggie Jackson	41	7	8	0	2	0	22	41.0	7.0	8.0	0.0	2.0	0.0	22.0
Jerome Dyson	46	10	9	4	8	2	31	34.0	3.5	3.9	1.7	3.5	0.2	17.8
Dwight Buycks	41	6	8	4	6	1	30	26.8	2.7	2.6	1.3	2.1	0.0	15.1
Marcus Lewis	45	25	9	4	7	3	27	36.2	12.7	3.1	0.9	2.7	0.9	15.1
Larry Owens	48	10	7	5	7	5	24	35.7	4.6	3.5	1.8	2.3	1.3	12.8
Robert Vaden	44	6	6	4	5	3	29	32.1	2.8	2.4	0.9	1.4	0.3	12.8
Ryan Reid	42	14	4	3	5	4	20	31.6	8.5	1.2	1.0	2.1	0.9	11.9
Brady Morningstar	46	6	6	4	5	1	29	27.7	2.2	2.2	0.9	1.4	0.1	9.6
Delroy James	36	11	4	3	4	3	24	20.5	4.8	1.3	1.0	1.3	0.5	8.8
Billy Rush	36	12	3	2	6	2	16	22.9	4.0	1.1	0.6	1.5	0.4	8.6
Xavier Alexander	40	8	5	3	5	2	21	21.9	3.3	1.8	0.9	1.4	0.4	6.3
Nkem Ojougboh	36	13	3	2	3	7	15	21.7	5.5	0.9	0.4	1.2	1.7	6.0
Curtis Sumpter	34	11	5	2	4	2	16	20.2	4.1	1.1	0.7	1.8	0.8	5.6
LaDustin Williams	36	6	5	3	4	1	21	13.2	1.4	1.0	0.8	0.7	0.1	4.0
Ben Colon	25	10	2	2	3	1	7	16.5	4.0	0.5	0.7	1.1	0.4	2.7
Brian Barkdoll	19	6	2	1	1	1	9	7.3	1.5	0.2	0.1	0.2	0.1	1.2
Will Creekmore	12	4	1	1	2	1	2	6.8	1.6	0.1	0.3	0.4	0.4	0.8
Nolan Richardson	4	0	0	0	0	0	0	3.0	0.0	0.0	0.0	0.0	0.0	0.0
<b>Team:</b>	270	58	30	15	27	12	119	241.5	42.0	19.0	8.9	16.5	4.9	93.9
<b>Opponents:</b>	270	52	26	14	26	12	114	241.5	41.6	17.9	8.7	17.5	4.9	93.6

# 2011-12 HOME/ROAD STATISTICS



## 2011-12 Home Game Statistics (13-12)

Player	G	GS	MIN	FGM	FGA	Pct.	3PM	3PA	Pct.	FTM	FTA	Pct.	OR	DR	REB	Avg.	AST	PF	TO	BS	ST	PTS	Avg.
Lazar Hayward	3	3	103	28	50	.560	12	14	.857	4	8	.500	72	24.0	6	11	17	5.7	8	15	10	1	1
Reggie Jackson	1	1	41	10	27	.370	2	3	.667	0	5	.000	22	22.0	1	6	7	7.0	8	2	2	0	0
Jerome Dyson	22	22	729	125	294	.425	101	134	.754	25	91	.275	376	17.1	26	59	85	3.9	88	75	72	7	29
Dwight Buycks	13	1	350	75	146	.514	39	50	.780	12	35	.343	201	15.5	7	24	31	2.4	36	21	25	1	14
Marcus Lewis	23	22	801	137	231	.593	46	98	.469	0	1	.000	320	13.9	63	199	262	11.4	70	55	58	24	22
Larry Owens	17	12	588	75	181	.414	47	52	.904	15	55	.273	212	12.5	21	58	79	4.6	67	49	46	25	30
Robert Vaden	20	16	610	89	204	.436	28	35	.800	37	89	.416	243	12.2	5	45	50	2.5	44	48	20	7	19
Ryan Reid	12	12	382	60	109	.550	23	33	.697	0	0	.000	143	11.9	29	72	101	8.4	16	37	26	16	10
Billy Rush	5	4	114	19	38	.500	10	11	.909	4	12	.333	52	10.4	3	16	19	3.8	6	6	6	3	3
Brady Morningstar	24	11	694	81	204	.397	38	39	.974	17	57	.298	217	9.0	9	50	59	2.5	58	46	34	4	26
Delroy James	15	1	308	49	113	.434	27	36	.750	1	10	.100	126	8.4	26	54	80	5.3	19	33	25	9	15
Xavier Alexander	21	7	492	68	145	.469	22	50	.440	7	23	.304	165	7.9	31	42	73	3.5	39	42	25	11	20
Ben Colon	3	0	61	5	11	.455	4	9	.444	0	0	.000	14	4.7	7	10	17	5.7	2	5	3	2	3
Nkem Ojougboh	12	4	243	24	60	.400	9	11	.818	0	0	.000	57	4.8	11	42	53	4.4	11	23	12	22	5
Curtis Sumpter	13	6	237	22	65	.338	6	8	.750	4	20	.200	54	4.2	9	28	37	2.8	12	33	22	11	7
LaDustin Williams	14	2	148	17	45	.378	9	12	.750	0	2	.000	43	3.1	6	13	19	1.4	7	5	5	2	4
Brian Barkdoll	14	1	98	10	17	.588	2	3	.667	0	0	.000	22	1.6	6	11	17	1.2	3	23	5	0	2
Will Creekmore	4	0	30	3	9	.333	0	0	.000	0	0	.000	6	1.5	2	5	7	1.8	0	7	3	2	1
Nolan Richardson	2	0	6	0	1	.000	0	0	.000	0	0	.000	0	0.0	0	0	0	0.0	0	0	0	0	0
<b>Team:</b>	25		6030	897	1950	.460	425	598	.711	126	408	.309	2345	93.8	268	745	1013	40.5	494	525	399	147	211
<b>Opponents:</b>	25		6030	839	1913	.439	481	650	.740	137	414	.331	2296	91.8	280	744	1024	41.0	412	539	432	103	208

## 2011-12 Road Game Statistics (10-15)

Player	G	GS	MIN	FGM	FGA	Pct.	3PM	3PA	Pct.	FTM	FTA	Pct.	OR	DR	REB	Avg.	AST	PF	TO	BS	ST	PTS	Avg.
Jerome Dyson	22	22	768	129	319	.404	119	158	.753	30	102	.294	407	18.5	21	50	71	3.2	84	68	82	3	44
Marcus Lewis	23	23	864	155	281	.552	63	114	.553	0	2	.000	373	16.2	100	221	321	14.0	73	61	68	18	20
Dwight Buycks	15	1	401	90	186	.484	29	38	.763	14	39	.359	223	14.9	16	29	45	3.0	38	20	34	0	21
Robert Vaden	16	14	544	80	187	.428	16	21	.762	42	88	.477	218	13.6	7	42	49	3.1	44	52	30	4	15
Larry Owens	15	14	555	82	188	.436	19	24	.792	15	46	.326	198	13.2	17	50	67	4.5	46	42	26	17	29
Ryan Reid	13	13	409	67	139	.482	20	28	.714	0	0	.000	154	11.8	45	67	112	8.6	14	43	27	6	14
Brady Morningstar	24	9	636	89	199	.447	37	45	.822	29	63	.460	244	10.2	12	33	45	1.9	48	34	35	3	16
Delroy James	11	0	226	41	96	.427	17	26	.654	4	10	.400	103	9.4	22	23	45	4.1	15	15	9	5	12
Billy Rush	9	9	207	24	72	.333	15	19	.789	5	31	.161	68	7.6	4	33	37	4.1	9	14	15	3	5
Nkem Ojougboh	11	4	257	33	66	.500	14	24	.583	0	1	.000	80	7.3	23	51	74	6.7	9	27	15	16	5
Curtis Sumpter	14	9	308	39	92	.424	8	9	.889	11	29	.379	97	6.9	27	48	75	5.4	17	36	27	11	12
LaDustin Williams	11	3	181	25	62	.403	2	9	.222	5	10	.500	57	5.2	9	8	17	1.5	18	15	12	1	15
Xavier Alexander	21	2	426	35	105	.333	26	54	.481	3	16	.188	99	4.7	24	42	66	3.1	36	56	34	4	16
Ben Colon	8	0	120	7	17	.412	2	4	.500	0	0	.000	16	2.0	10	17	27	3.4	3	24	9	2	5
Brian Barkdoll	15	2	114	5	16	.313	3	4	.750	0	0	.000	13	0.9	8	19	27	1.8	2	14	1	3	2
Will Creekmore	5	0	31	0	5	.000	1	2	.500	0	0	.000	1	0.2	2	5	7	1.4	1	8	1	2	2
<b>Team:</b>	25		6045	901	2030	.444	391	579	.675	158	437	.362	2351	94.0	347	738	1085	43.4	457	529	425	98	233
<b>Opponents:</b>	25		6045	886	1930	.459	453	631	.718	158	466	.339	2383	95.3	295	763	1058	42.3	483	524	444	141	226



# 2011-12 GAME-BY-GAME

## 2011-12 Game-by-Game Statistics

Date	Game	FG-A	PCT	3FG-A	PCT	FT-A	PCT	OR-DR-TR	AST	ST	TO	BS	PTS
11/25	TUL	27-76	.355	6-27	.222	29-41	.707	21-35-56	13	8	18	2	89
	@ IDA	30-73	.411	7-25	.280	9-15	.600	10-29-39	22	8	19	10	76
11/26	TUL	32-72	.444	7-16	.438	26-32	.813	16-34-50	14	7	18	1	97
	@ IDA	33-69	.478	6-20	.300	13-23	.565	7-24-31	17	8	18	9	85
11/30	TUL	39-77	.506	5-13	.385	14-20	.700	12-31-43	14	11	21	6	97
	@ TEX	31-82	.378	1-15	.067	21-31	.677	19-27-46	16	9	19	5	84
12/2	TUL	31-78	.397	4-19	.211	17-23	.739	15-28-43	10	6	18	4	83
	@ AUS	31-79	.392	5-21	.238	29-34	.853	19-26-45	14	9	16	4	96
12/3	@ TUL	39-78	.500	8-20	.400	23-35	.657	18-30-48	24	7	17	2	109
	AUS	34-74	.459	13-24	.542	15-20	.750	5-23-28	21	5	17	1	96
12/7	TUL	31-81	.383	1-10	.100	17-29	.586	29-29-58	10	8	27	4	80
	@ AUS	36-84	.429	5-15	.333	17-23	.739	18-27-45	15	10	17	4	94
12/9	TUL	37-93	.398	9-22	.409	15-27	.556	22-35-57	16	7	13	2	98
	@ DAK	35-80	.438	9-23	.391	9-20	.450	11-38-49	18	9	15	3	88
12/11	TUL	35-71	.493	1-9	.111	9-14	.643	11-27-38	18	9	21	4	80
	@ DAK	37-77	.481	7-14	.500	12-23	.522	16-26-42	17	10	17	1	93
12/16	@ TUL	35-76	.461	1-13	.077	17-23	.739	8-27-35	17	6	11	3	88
	REN	41-74	.554	4-14	.286	19-26	.731	8-31-39	17	4	14	1	105
12/17	@ TUL	32-75	.427	5-7	.714	18-23	.783	16-31-47	16	7	22	10	87
	SPR	32-93	.344	4-13	.308	8-14	.571	24-27-51	7	12	18	5	76
12/23	TUL	30-69	.435	1-5	.200	24-36	.667	8-26-34	16	11	11	5	85
	@ ERI	32-71	.451	5-18	.278	14-17	.824	11-31-42	14	3	24	6	83
12/29	@ TUL	29-69	.420	3-16	.188	16-22	.727	9-25-34	13	8	21	7	77
	IDA	41-86	.477	5-17	.294	8-15	.533	16-34-50	20	13	17	3	95
12/30	TUL	30-80	.375	5-19	.263	22-39	.564	21-26-47	15	11	17	2	87
	@ TEX	31-67	.463	8-16	.500	26-33	.788	11-34-45	20	10	21	3	96
1/5	@ TUL	41-83	.494	4-11	.364	21-33	.636	14-35-49	25	8	13	8	107
	TEX	30-74	.405	3-13	.231	23-29	.793	9-28-37	16	9	19	2	86
1/7	@ TUL	41-81	.506	5-22	.227	21-24	.875	10-31-41	29	13	8	4	108
	MAI	29-74	.392	4-11	.364	21-26	.808	13-27-40	10	5	20	8	83
1/8	@ TUL	36-70	.514	7-16	.438	11-14	.786	2-30-32	22	8	18	4	90
	AUS	32-77	.416	5-17	.294	22-26	.846	15-31-46	19	7	17	4	91
1/10	@ TUL	32-69	.464	8-18	.444	14-21	.667	9-25-34	13	7	19	9	86
	TEX	39-82	.476	6-11	.545	10-13	.769	14-27-41	19	7	15	3	94
1/12	TUL	46-85	.541	7-18	.389	12-14	.857	7-35-42	18	11	17	2	111
	@ FTW	34-75	.453	4-13	.308	20-29	.690	8-26-34	12	12	20	2	92
1/13	TUL	44-96	.458	9-28	.321	12-16	.750	13-29-42	16	12	17	1	109
	@ DAK	40-82	.488	6-22	.273	27-33	.818	13-33-46	19	10	21	10	113
1/15	TUL	41-73	.562	5-11	.455	10-12	.833	6-35-41	23	5	20	7	97
	@ IOW	36-90	.400	8-23	.348	16-18	.889	14-24-38	18	10	13	5	96
1/16	@ TUL	43-91	.473	7-21	.333	10-13	.769	8-35-43	27	9	16	12	103
	CAN	40-88	.455	6-11	.545	24-34	.706	15-33-48	19	11	18	5	110
1/18	TUL	40-86	.465	10-21	.476	13-19	.684	12-25-37	22	14	17	2	103
	@ TEX	10-78	.513	3-17	.176	25-30	.833	9-31-40	24	11	19	9	108
1/21	TUL	40-85	.471	7-18	.389	11-18	.611	22-33-55	22	9	22	5	98
	@ IOW	35-85	.412	9-21	.429	12-22	.545	17-21-38	19	12	16	5	91
1/22	@ TUL	36-68	.529	2-10	.200	15-22	.682	11-30-41	12	15	27	2	89
	DAK	35-76	.461	4-15	.267	4-11	.364	10-20-30	11	10	26	2	78
1/27	@ TUL	36-76	.474	6-16	.375	9-19	.474	10-25-35	18	13	5	4	87
	FTW	33-70	.471	3-10	.300	12-22	.545	11-30-41	22	4	15	4	81
1/28	@ TUL	28-85	.329	6-25	.240	20-31	.645	15-29-44	17	9	17	7	82
	FTW	24-68	.353	2-7	.286	44-61	.721	13-37-50	12	9	14	7	94
2/2	@ TUL	33-83	.398	3-11	.273	16-16	1.000	13-29-42	19	9	13	8	85
	REN	25-67	.373	3-20	.150	26-30	.867	9-34-43	12	7	21	3	79
2/4	@ TUL	37-78	.474	5-14	.357	17-21	.810	15-32-47	24	5	14	6	96
	TEX	27-75	.360	3-14	.214	24-32	.750	13-26-39	17	11	15	4	81
2/5	@ TUL	34-83	.410	4-17	.235	6-11	.545	11-26-37	19	10	12	6	78
	TEX	40-83	.482	2-16	.125	12-16	.750	12-37-49	19	8	15	9	94

# 2011-12 GAME-BY-GAME



## 2011-12 Game-by-Game Statistics (cont.)

Date	Game	FG-A	PCT	3FG-A	PCT	FT-A	PCT	OR-DR-TR	AST	ST	TO	BS	PTS
2/8	TUL	38-82	.463	9-23	.391	13-22	.591	9-27-36	25	6	12	4	98
	@ LOS	39-80	.488	11-22	.500	21-30	.700	12-33-45	23	9	13	5	110
2/10	TUL	37-84	.440	5-16	.312	7-16	.438	12-26-38	29	13	14	4	86
	@ BAK	37-70	.529	14-22	.636	14-24	.583	9-37-46	26	10	22	3	103
2/11	TUL	36-84	.429	11-18	.611	13-18	.722	10-26-36	30	4	10	5	96
	@ BAK	38-75	.507	5-20	.250	26-32	.813	12-35-47	24	6	14	7	107
2/14	@ TUL	32-61	.525	6-13	.462	22-40	.550	6-25-31	21	11	16	4	92
	IDA	35-74	.474	7-21	.333	23-30	.767	13-30-43	23	9	21	55	100
2/17	TUL	47-86	.547	12-20	.600	13-23	.565	10-34-44	25	12	26	9	119
	@ SXF	39-85	.459	5-19	.263	31-39	.795	11-33-44	22	14	22	7	114
2/19	TUL	37-76	.487	5-13	.385	17-28	.607	7-21-28	20	13	16	5	96
	@ SXF	37-74	.500	5-16	.312	21-29	.724	13-34-47	25	9	22	6	100
2/21	@ TUL	36-86	.419	5-17	.294	7-14	.500	9-30-39	21	6	10	2	84
	MAI	30-67	.469	4-16	.250	22-30	.733	3-38-41	16	5	16	8	86
2/22	TUL	34-74	.459	3-11	.273	16-24	.667	6-24-30	17	10	16	3	87
	@ AUS	44-76	.579	10-22	.455	16-20	.800	5-35-40	22	6	17	1	114
3/2	@ TUL	33-78	.423	3-18	.167	25-30	.833	14-27-41	23	17	3	6	94
	RGV	35-71	.493	11-24	.458	18-28	.643	11-31-42	25	23	6	3	99
3/3	@ TUL	42-85	.494	6-13	.462	19-32	.594	17-33-50	23	7	17	6	109
	RGV	33-76	.434	7-23	.304	27-38	.711	5-29-34	17	9	12	5	100
3/7	@ TUL	31-70	.443	8-22	.364	24-33	.727	8-31-39	13	9	14	2	94
	IDA	30-70	.429	5-20	.250	22-26	.846	7-32-39	14	6	15	3	87
3/11	TUL	32-66	.485	2-12	.167	15-23	.652	5-30-35	14	7	18	4	81
	@ FTW	30-74	.405	3-16	.188	16-19	.842	10-27-37	18	12	14	2	79
3/16	@ TUL	38-70	.543	3-13	.231	27-31	.871	4-37-41	17	5	18	12	106
	SPR	38-93	.409	6-19	.316	15-18	.833	11-25-36	17	10	9	5	97
3/17	@ TUL	36-78	.462	2-14	.143	23-30	.767	10-42-52	21	9	18	7	97
	SPR	30-90	.333	9-29	.310	19-23	.826	15-27-42	14	11	16	3	88
3/23	@ TUL	36-85	.424	6-21	.286	17-24	.708	6-29-35	23	11	14	4	95
	IOW	38-81	.469	5-16	.312	20-25	.800	12-40-52	16	9	21	6	101
3/24	@ TUL	41-88	.466	8-18	.444	10-14	.714	13-23-36	18	11	17	4	100
	IOW	31-65	.477	7-13	.538	18-21	.857	8-22-30	15	9	26	3	87
3/27	@ TUL	40-84	.476	5-22	.227	17-22	.773	12-28-40	26	6	12	6	102
	BAK	37-68	.544	9-20	.450	25-36	.694	8-24-33	17	10	12	2	108
3/30	TUL	33-81	.407	7-16	.438	20-27	.741	18-28-46	16	14	4	5	93
	@ RGV	38-79	.481	5-22	.227	13-20	.650	16-26-42	17	20	5	4	94
3/31	TUL	39-85	.459	13-21	.619	10-12	.833	15-36-81	26	8	15	4	101
	@ RGV	28-80	.350	8-25	.320	19-24	.792	10-28-38	18	7	16	6	83
4/6	TUL	37-88	.420	4-16	.250	21-16	.808	15-33-48	14	6	13	2	99
	@ MNE	39-82	.476	7-17	.412	15-23	.652	9-34-43	21	7	12	9	100
4/7	TUL	33-85	.388	7-23	.304	9-14	.643	17-36-53	19	6	17	9	82
	@ MNE	31-80	.388	5-14	.357	17-26	.654	13-33-49	17	11	10	12	84



# 2011-12 GAME-BY-GAME

## 2011-12 Game-by-Game Recaps

Date	Opponent	W/L	Record	Score	High Scorer	High Rebounder	Assist Leader	Attendance
Nov 25	at Idaho	W	1-0	89-76	Jerome Dyson 20	Marcus Lewis 16	Jerome Dyson 4	2789
Nov 26	at Idaho	W	2-0	97-85	Jerome Dyson 26	Marcus Lewis 16	Jerome Dyson 3 Dwight Buycks 3	2125
Nov 30	at Texas	W	3-0	97-84	Marcus Lewis 19	Ben Colon 10	Dwight Buycks 4	3012
Dec 2	at Austin	L	3-1	83-96	Jerome Dyson 17	Ryan Reid 12	Marcus Lewis 3 Dwight Buycks 3	2939
Dec 3	Austin	W	4-1	109-96	Marcus Lewis 22	Marcus Lewis 12	Jerome Dyson 7	1708
Dec 7	at Austin	L	4-2	80-94	Jerome Dyson 20	Marcus Lewis 18	Jerome Dyson 4	2488
Dec 9	at Dakota	W	5-2	98-88	Brady Morningstar 29	Nkem Ojougboh 13	LaDustin Williams 4	2575
Dec 11	at Dakota	L	5-3	80-93	Ryan Reid 15 Nkem Ojougboh 15	Nkem Ojougboh 11	Brady Morningstar 6	2727
Dec 16	Reno	L	5-4	88-105	Brady Morningstar 21	Nkem Ojougboh 8	Curtis Sumpter 5 Brady Morningstar 5	Not listed
Dec 17	Springfield	W	6-4	87-76	Xavier Alexander 21	Nkem Ojougboh 10	Brady Morningstar 6	2084
Dec 23	at Erie	W	7-4	85-83	Marcus Lewis 25	Marcus Lewis 15	Marcus Lewis 8	2505
Dec 29	Idaho	L	7-5	77-95	Billy Rush 16	Marcus Lewis 14	Jerome Dyson 9	1733
Dec 30	at Texas	L	7-6	87-96	Jerome Dyson 20 Dwight Buycks 20	Marcus Lewis 25	Marcus Lewis 6	3830
Jan 5	Texas	W	8-6	107-86	Dwight Buycks 22	Marcus Lewis 12	Jerome Dyson 8	1209
Jan 7	Maine	W	9-6	108-83	Dwight Buycks 19	Marcus Lewis 16	Larry Owens 6 Dwight Buycks 6	1888
Jan 8	Austin (in Reno)	L	9-7	90-91	Jerome Dyson 25	Marcus Lewis 12	Brady Morningstar 5	1359
Jan 10	Texas (in Reno)	L	9-8	86-94	Dwight Buycks 21	Marcus Lewis 11	Robert Vaden 3 Larry Owens 3 Jerome Dyson 3	Not listed
Jan 12	at Fort Wayne	W	10-8	111-92	Marcus Lewis 23	Marcus Lewis 12	Brady Morningstar 4	Not listed
Jan 13	at Dakota	L	10-9	109-113 (OT)	Dwight Buycks 24	Marcus Lewis 12	Dwight Buycks 7	2745
Jan 15	at Iowa	L	10-10	96-97	Marcus Lewis 24	Marcus Lewis 14	Jerome Dyson 8	4517
Jan 16	Canton	L	10-11	103-110 (OT)	Brady Morningstar 21	Marcus Lewis 12	Jerome Dyson 9	1246
Jan 18	at Texas	L	10-12	103-108	Dwight Buycks 30	Marcus Lewis 16	Jerome Dyson 5 Dwight Buycks 5	3586
Jan 21	at Iowa	W	11-12	98-91	Brady Morningstar 23	Marcus Lewis 17	Jerome Dyson 6	6467
Jan 22	Dakota	W	12-12	89-78	Ryan Reid 19 Jerome Dyson 19	Marcus Lewis 16	Xavier Alexander 4	1379
Jan 27	Fort Wayne	W	13-12	87-81	Jerome Dyson 21	Marcus Lewis 11	Marcus Lewis 4 Jerome Dyson 4 Brady Morningstar 4	1995
Jan 28	Fort Wayne	L	13-13	82-94	Robert Vaden 18	Jerome Dyson 10	Jerome Dyson 4	2221
Feb 2	Reno	W	14-13	85-79	Jerome Dyson 31	Ryan Reid 14	Robert Vaden 4 Jerome Dyson 4	1836
Feb 4	Texas	W	15-13	96-81	Xavier Alexander 14	Marcus Lewis 13	Marcus Lewis	3095
Feb 5	Texas	L	15-14	78-94	Jerome Dyson 30	Marcus Lewis 11	Larry Owens 6	1461
Feb 8	at Los Angeles	L	15-15	98-110	Jerome Dyson 19 Jerome Dyson 6	Marcus Lewis 11	Robert Vaden 6	250
Feb 10	at Bakersfield	L	15-16	86-102	Delroy James 19	Marcus Lewis 12	Marcus Lewis 8	500
Feb 11	at Bakersfield	L	15-17	96-107	Robert Vaden 29	Marcus Lewis 20	Jerome Dyson 8	500
Feb 14	Idaho	L	15-18	92-100	Robert Vaden 29	Marcus Lewis 13	Larry Owens 6	1266
Feb 17	at Sioux Falls	W	16-18	119-114 (OT)	Delroy James 24	Marcus Lewis 16	Marcus Lewis 6	2710



# 2011-12 GAME-BY-GAME



## 2011-12 Game-by-Game Recaps (cont.)

Date	Opponent	W/L	Record	Score	High Scorer	High Rebounder	Assist Leader	Attendance
Feb 19	at Sioux Falls	L	16-19	96-100	Larry Owens 24	Robert Vaden 5 Larry Owens 5 LaDustin Williams 5	LaDustin Williams 5	2263
Feb 21	Maine	L	16-20	84-86	Robert Vaden 17 Marcus Lewis 17	Marcus Lewis 10	Robert Vaden 5	2139
Feb 22	at Austin	L	16-21	87-114	Marcus Lewis 25	Marcus Lewis 12	Robert Vaden 5 Brady Morningstar 5	3418
Mar 2	Rio Grande Valley	L	16-22	94-99	Lazar Hayward 30	Marcus Lewis 12	Jerome Dyson 5	3028
Mar 3	Rio Grande Valley	W	17-22	109-100	Lazar Hayward 26	Marcus Lewis 16	Marcus Lewis 9	2502
Mar 7	Idaho	W	18-22	94-87	Marcus Lewis 17	Marcus Lewis 7	Delroy James 4	3810
Mar 11	at Fort Wayne	W	19-22	81-79	Marcus Lewis 22	Marcus Lewis 18	Dwight Buycks 5	4294
Mar 16	Springfield	W	20-22	106-97	Dwight Buycks 23	Marcus Lewis 10	Larry Owens 7	1845
Mar 17	Springfield	W	21-22	97-88	Marcus Lewis 27	Marcus Lewis 15	Lazar Hayward 6	2247
Mar 23	Iowa	L	21-23	95-101 (OT)	Jerome Dyson 23	Ryan Reid 12	Marcus Lewis 5	2652
Mar 24	Iowa	W	22-23	100-87	Reggie Jackson 22	Ryan Reid 8	Reggie Jackson 8	3466
Mar 27	Bakersfield	L	22-24	102-108	Dwight Buycks 30	Marcus Lewis 9	Dwight Buycks 8	2237
Mar 30	at Rio Grande Valley	L	22-25	93-94	Jerome Dyson 28	Marcus Lewis 12 Nkem Ojougboh 12	Larry Owens 4 Jerome Dyson 4 Dwight Buycks 4	5120
Mar 31	at Rio Grande Valley	W	23-25	101-83	Jerome Dyson 20	Marcus Lewis 13	Larry Owens 7 Jerome Dyson 7	5120
Apr 6	at Maine	L	23-26	99-100	Jerome Dyson 26	Ryan Reid 13	Marcus Lewis 4 Larry Owens 4	3045
Apr 7	at Maine	L	23-27	82-84	Delroy James 18	Marcus Lewis 16	Larry Owens 6	3045

## Tulsa vs. the D-League in 2011-12

	Record	Home	Road	Neutral	Overtime
<b>Overall</b>	23-27	13-11	9-15	1-1	1-3
<b>East</b>	32-10	7-4	5-6	1-0	1-3
<b>West</b>	10-17	6-7	4-9	0-1	0-0

## Month-by-Month Records in 2011-12

	Record	Home	Road	Neutral	Overtime
<b>November</b>	3-0	0-0	3-0	0-0	0-0
<b>December</b>	4-6	2-2	2-4	0-0	0-0
<b>January</b>	6-7	4-3	1-3	1-1	0-2
<b>February</b>	3-8	2-3	1-5	0-0	1-0
<b>March</b>	7-4	5-3	2-1	0-0	0-1
<b>April</b>	0-2	0-0	0-2	0-0	0-0



# 2011-12 TEAM SUPERLATIVES

## Tulsa's Record When...

Shooting 50% or better.....	7-2	Overtime Games .....	1-3
Shooting under 50%.....	16-25	Create 10+ steals .....	5-11
Opponents shooting 50% or better .....	10-9	Surrender 10+ steals .....	9-9
Opponents shooting under 50%.....	13-18	More assists than opponent .....	15-10
Bench outscores opponent bench.....	12-5	Fewer assists than opponent.....	7-14
Bench outscored by opponent bench.....	11-20	Same number of assists .....	1-1
When the benches are tied.....	1-0	Sunday games.....	2-5
More rebounds than opponent .....	15-6	Monday games .....	0-1
Fewer rebounds than opponent.....	6-20	Tuesday games .....	0-4
Same number of rebounds.....	2-0	Wednesday games.....	2-4
15 or fewer turnovers.....	10-8	Thursday games.....	3-1
Five 66ers players score 10+ .....	18-9	Friday games.....	5-10
Six+ 66ers players score 10+ .....	7-3	Saturday games .....	10-3
Tulsa 10+ rebounds More than opp.....	10-2	Day games (4:00 start or earlier).....	2-5
Tulsa 10+ fewer rebounds than opp.....	0-7	Night games .....	21-22
Three Tulsa players score 20+ .....	0-0		

## Miscellaneous Superlatives

Largest lead.....	36 vs. Maine, 1/7	Smallest margin of defeat.....	1 (3x) MR: vs. RGV, 3/30
Largest deficit .....	31 vs. Austin, 2/22	Most points scored in a half.....	67 (1st) vs. Fort Wayne, 1/12
Largest halftime lead .....	36 vs. Maine, 1/7	Fewest points scored in a half.....	34 (1st) vs. Texas, 2/5
Largest halftime deficit.....	18 vs. Texas, 12/30	Most points scored in a quarter .....	40 (2nd) vs. Austin, 12/3
Largest margin of victory .....	25 vs. Maine, 1/7	Fewest points scored in a quarter .....	9 (3rd) vs. Idaho, 12/29
Largest margin of defeat.....	18 vs. Idaho, 12/29	Longest winning streak.....	5 (3/3-3/17)
Smallest margin of victory .....	2 (2x) MR: vs. Fort Wayne, 3/11	Longest losing streak.....	5 (2/5-2/14)

## Margin of Victory/Defeat

	1	2	3	4	5	6	7	8	9	10	11	12	13	14	15	16	17	18	19	20	21	22	23	24	25+	
<b>Won by:</b>	1	3			1	2	3	1	5	1	2	1	4		1			1			1					1
<b>Lost by:</b>	3	2		2	2	2	1	1	1		1	2	2	1		2	1	1	1							1

# 2011-12 STARTING LINEUPS



## 2011-12 Starting Lineups and Records

Forward	Forward	Center	Guard	Guard	GS	W	L
Reid	Sumpter	Lewis	Dyson	Rush	6	4	2
Rush	Reid	Barkdoll	Morningstar	Alexander	1	1	0
Reid	Sumpter	Barkdoll	Morningstar	Rush	1	0	1
Rush	Sumpter	Ojouboh	Alexander	Morningstar	2	1	1
Lewis	Sumpter	Ojouboh	Rush	Morningstar	1	1	0
Rush	Lewis	Ojouboh	Morningstar	Dyson	2	0	2
Alexander	Lewis	Ojouboh	Morningstar	Dyson	1	1	0
Alexander	Owens	Lewis	Morningstar	Dyson	3	1	2
Owens	Lewis	Ojouboh	Morningstar	Dyson	2	1	1
Vaden	Owens	Lewis	Morningstar	Dyson	2	0	2
Vaden	Reid	Lewis	Morningstar	Dyson	5	3	2
Sumpter	Lewis	Reid	Vaden	Dyson	3	2	1
Sumpter	Owens	Lewis	Vaden	Dyson	1	0	1
Alexander	Owens	Lewis	Vaden	Dyson	1	0	1
Vaden	Owens	Lewis	Williams	Dyson	4	1	3
Owens	Lewis	Barkdoll	Vaden	Williams	1	0	1
Hayward	Owens	Lewis	Vaden	Dyson	2	1	1
Alexander	James	Lewis	Vaden	Dyson	1	1	0
Buycks	Dyson	Vaden	Owens	Lewis	1	1	0
Vaden	Owens	Reid	Buycks	Dyson	1	1	0
Hayward	Lewis	Reid	Vaden	Dyson	1	1	0
Owens	Reid	Lewis	Vaden	Dyson	5	1	4
Owens	Reid	Lewis	Dyson	Jackson	1	0	1

## Player Records When Starting

Starter	GS	W	L	Starter	GS	W	L
Alexander	9	5	4	Rush	13	7	6
Barkdoll	3	1	2	Sumpter	14	8	6
Dyson	42	19	23	Vaden	28	11	17
Lewis	44	19	25	Williams	5	1	4
Morningstar	20	9	11	James	1	1	0
Ojouboh	8	4	4	Buycks	2	2	0
Owens	25	8	17	Hayward	3	3	0
Reid	24	13	11				



# 2011-12 TEAM HIGHS/LOWS

## 2011-12 Tulsa Highs/Lows

	HIGH	LOW
<b>Points</b>		
1st Quarter.....	37 vs. Sioux Falls; 2/17	13 vs. Texas; 2/5
2nd Quarter.....	40 vs. Austin; 12/3	11 at Texas; 12/30
3rd Quarter.....	40 vs. RGV; 3/31	9 vs. Idaho; 12/29
4th Quarter.....	39 vs. Texas; 1/18	14 vs. Reno; 12/16
1st Half.....	65 vs. Texas; 1/5	33 at Texas; 12/30
2nd Half.....	58 at Dakota; 12/9	25 vs. Austin; 12/7
1st Overtime.....	6 (2x) MR: vs. Canton; 1/16	5 vs. Iowa; 3/23
Game.....	119 vs. Sioux Falls; 2/17	77 vs. Idaho; 12/29
<b>FG Made</b> .....	46 vs. Fort Wayne; 1/12	27 vs. Idaho; 11/25
<b>FG Attempted</b> .....	96 vs. Dakota; 1/13	61 vs. Idaho; 2/14
<b>FG Percentage</b> .....	.547 vs. Sioux Falls; 2/17	.329 vs. Fort Wayne; 1/28
<b>3P Made</b> .....	13 vs. Rio Grande Valley; 3/31	1 (4x) MR: vs. Erie; 12/23
<b>3P Attempted</b> .....	28 vs. Dakota; 1/13	5 vs. Erie; 12/23
<b>3P Percentage</b> .....	.714 vs. Springfield; 12/17	.077 vs. Reno; 12/16
<b>FT Made</b> .....	29 vs. Idaho; 11/25	6 vs. Texas; 2/5
<b>FT Attempted</b> .....	41 vs. Idaho; 11/25	11 vs. Texas; 2/5
<b>FT Percentage</b> .....	1.000 vs. Reno; 2/2	.500 vs. Maine; 2/21
<b>Off. Rebounds</b> .....	29 vs. Austin; 12/7	2 vs. Austin; 1/8
<b>Def. Rebounds</b> .....	42 vs. Springfield; 3/17	21 vs. Sioux Falls; 2/19
<b>Tot. Rebounds</b> .....	58 vs. Austin; 12/7	28 vs. Sioux Falls; 2/19
<b>Assists</b> .....	30 vs. BAK; 2/11	10 (2x) MR: vs. Austin; 12/7
<b>Steals</b> .....	15 vs. Dakota; 1/22	6 (4x) MR: vs. Bakersfield; 3/27
<b>Turnovers</b> .....	27 (2x) MR: vs. Dakota; 1/22	10 vs. Maine; 2/21
<b>Blocks</b> .....	12 (2x) MR: vs. Springfield; 3/16	1 (2x) MR: vs. Dakota; 1/13

## 2011-12 Opponent Highs/Lows

	HIGH	LOW
<b>Points</b> .....	114 vs. Sioux Falls; 2/17	76 vs. Idaho; 11/25
<b>FG Made</b> .....	44 vs. Austin; 2/22	24 vs. Fort Wayne; 1/28
<b>FG Attempted</b> .....	93 vs. Springfield; 12/17	64 vs. Maine; 2/21
<b>FG Percentage</b> .....	.579 vs. Austin; 2/22	.333 vs. Springfield; 3/17
<b>3P Made</b> .....	14 vs. Bakersfield; 2/10	1 at Texas; 11/30
<b>3P Attempted</b> .....	29 vs. Springfield; 3/17	7 vs. Fort Wayne; 1/28
<b>3P Percentage</b> .....	.545 (2x) MR: vs. Canton; 1/16	.067 vs. Texas; 11/30
<b>FT Made</b> .....	44 vs. Fort Wayne; 1/28	4 vs. Dakota; 1/22
<b>FT Attempted</b> .....	61 vs. Fort Wayne; 1/28	11 vs. Dakota; 1/22
<b>FT Percentage</b> .....	.889 vs. Iowa; 1/15	.364 vs. Dakota; 1/22
<b>Off. Rebounds</b> .....	24 vs. Springfield; 12/17	3 vs. Maine; 2/21
<b>Def. Rebounds</b> .....	40 vs. Iowa; 3/23	20 vs. Dakota; 1/22
<b>Tot. Rebounds</b> .....	52 vs. Iowa; 3/23	28 vs. Austin; 12/3
<b>Assists</b> .....	26 vs. Bakersfield; 2/10	7 vs. Springfield; 12/17
<b>Steals</b> .....	14 vs. Sioux Falls; 2/17	3 vs. Erie; 12/23
<b>Turnovers</b> .....	26 vs. Dakota; 1/22	9 vs. Springfield; 3/16
<b>Blocks</b> .....	12 vs. Maine; 4/7	1 vs. Austin; 12/3

# 2011-12 INDIVIDUAL HIGHS



## 2011-12 Tulsa Individual Game Highs

	High	Player	Opponent	Date
Points.....	31	Jerome Dyson	Reno	2/2
Minutes.....	46	Brady Morningstar	Dakota	12/9
FG Made.....	13	Marcus Lewis	Springfield	3/17
.....	13	Jerome Dyson	Texas	2/5
FG Attempted.....	23	Lazar Hayward	Rio Grande Valley	3/2
.....	23	Jerome Dyson	Texas	2/5
.....	23	Brady Morningstar	Reno	12/16
3P Made.....	6	Rob Vaden	Bakersfield	2/11
3P Attempted.....	15	Rob Vaden	Bakersfield	2/11
FT Made.....	12	Larry Owens	Rio Grande Valley	3/2
FT Attempted.....	18	Marcus Lewis	Idaho	2/14
Off. Rebounds.....	11	Marcus Lewis	Iowa	1/16
Def. Rebounds.....	15	Marcus Lewis	Fort Wayne	3/11
Tot. Rebounds.....	25	Marcus Lewis	Texas	12/30
Assists.....	9	Jerome Dyson	Canton	1/16
Steals.....	5	Larry Owens	Iowa	1/15
Blocks.....	7	Nkem Ojougboh	Texas	1/10

## 2011-12 Opponent Individual Game Highs

	High	Player	Opponent	Date
Points.....	32	Keith McLeod	Canton	1/16
FG Made.....	14	Mike Efevberha	Iowa	1/15
FG Attempts.....	25	Dennis Horner	Springfield	3/16
3P Made.....	6	Gerald Green	Los Angeles	2/8
3P Attempted.....	11	Justin Dentmon	Austin	2/22
FT Made.....	16	Trey Gilder	Sioux Falls	2/17
FT Attempted.....	16	Trey Gilder	Sioux Falls	2/17
Tot. Rebounds.....	18	Sadiel Rojas	Fort Wayne	1/28
Assists.....	12	Vance Cooksey	Texas	1/10
Steals.....	6	Keith McLeod	Canton	1/16
Blocks.....	7	Will Foster	Idaho	11/25



# DOUBLE FIGURES & BACK-TO-BACKS

## 2011-12 Double Figures and Game Leaders

	Double Figures					Double-Doubles		Game Leaders		
	10+ Pts	20+ Pts	30+ Pts	10+ Reb	10+ Ast	Pts/Reb	Pts/Ast	Pts	Reb	Ast
Xavier Alexander	9	1						2		
Brian Barkdoll										
Dwight Buycks	23	8	2					5		3
Jerome Dyson	38	19	2	1				12		10
Lazar Hayward	3	2	1					2		1
Reggie Jackson	1	1						1		1
Delroy James	8	1		3		3		1		
Marcus Lewis	37	10		35		34		8	31	5
Brady Morningstar	21	5						2		1
Nkem Ojougboh	6			3		2			2	
Larry Owens	20	3		1		2				3
Ryan Reid	17	1		10		10		1	3	
Nolan Richardson										
Curtis Sumpter	5			2		2				
Robert Vaden	26	3						3		2
LaDustin Williams										

## 2011-12 Back-to-Back Games

Game One		Game Two	
1.....	11/25 .. at Idaho .....W, 89-76	11/26...at Idaho.....	W, 97-85
2.....	12/2.... at Austin .....L, 83-96	12/3 ...vs. Austin .....	W, 109-96
3.....	12/16 .. vs. Reno .....L, 88-105	12/17 ..vs. Springfield .....	W, 87-76
4.....	12/29.. vs. Idaho .....L, 77-95	12/30 ..at Texas .....	L, 87-96
5.....	1/7 ..... vs. Maine.....W, 108-83	1/8 .....vs. Austin .....	L, 90-91
6.....	1/15.... at Iowa .....L, 96-97	1/16 ...vs. Canton .....	L, 103-110 (OT)
7.....	1/27 .... vs. Fort Wayne.....W, 87-81	1/28 ....vs. Fort Wayne .....	L, 82-94
8.....	2/4 ..... vs. Texas .....W, 96-81	2/5 .....vs. Texas.....	L, 78-94
9.....	2/10.... at Bakersfield .....L, 86-102	2/11....at Bakersfield.....	L, 96-107
10.....	2/21.... vs. Maine.....L, 84-86	2/22 ....at Austin.....	L, 87-114
11.....	3/2..... vs. Rio Grande V...L, 94-99	3/3 .....vs. Rio Grande V ...	W, 109-100
12.....	3/16.... vs. Springfield .....	3/17 ...vs. Springfield .....	W, 97-88
13.....	3/23.... vs. Iowa.....L, 95-101	3/24 ....vs. Iowa .....	W, 100-87
14.....	3/30.... at Rio Grande V .....L, 93-94	3/31 ....at Rio Grande V.....	W, 101-83
15.....	4/6..... at Maine .....L, 99-100	4/7 .....at Maine.....	L, 82-84

**Record in Game One:** 5-10

**Record in Game Two:** 7-8



# HISTORY AND RECORDS



# HISTORY

## AND RECORDS

### ***THE HISTORY OF THE 66ERS...***

The National Basketball Development League was formed in 2001 with eight franchises in the southeastern United States. After four seasons and two NBDL titles, one of these original teams – the Asheville Altitude – was purchased by Southwest Basketball, LLC, and relocated to Tulsa, Okla., as part of D-League’s efforts to expand throughout the country.

Deriving its name from the world-famous Route 66 that runs through the city, the Tulsa 66ers were born. Playing games downtown at the Tulsa Convention Center, the 66ers began as the NBA D-League affiliate of the Chicago Bulls, Indiana Pacers, Milwaukee Bucks and New Orleans Hornets.

Tulsa would also serve as the affiliate of the Dallas Mavericks and New York Knicks throughout their first three seasons, all under Head Coach Joey Meyer (2005-2008). During his tenure in Tulsa, Meyer’s teams finished .500 or better in two of his three seasons, claiming an overall record of 71-77.

Three years into the 66ers presence in Oklahoma, big changes began working in the state. On July 2, 2008, the Professional Basketball, LLC., and the National Basketball Association announced that an NBA franchise would be relocated to Oklahoma City from Seattle.

A few weeks later, on July 31, the Professional Basketball Club, LLC., purchased the Tulsa 66ers from Southwest Basketball, LLC.



*The Tulsa 66ers’ mascot, Routie the Roadrunner, cheers on the team during their first season in Oklahoma (2005-06).*





In addition to the new ownership, the Oklahoma City Thunder became the third NBA to purchase an NBA D-League affiliate as sole owners of their affiliates. At the time, the Los Angeles D-Fenders (L.A. Lakers) and Austin Toros (San Antonio) were the only other D-League teams to be owned and affiliated by an NBA club.

In their first season of affiliation with the Thunder, the 66ers moved its home games to the brand-new SpiritBank Event Center in the southern suburb of Bixby. Under Head Coach Paul Woolpert, the 66ers went 15-35 and claimed fifth place in the Southwest. Following the season, the team returned to the Tulsa Convention Center, where it would remain for the following three seasons.

Woolpert was replaced in the 2009-10 season by Nate Tibbetts, who quickly turned the team around to a title contender. After a fifth-place regular-season finish of 27-23, the 66ers advanced thru the postseason to the 2010 NBA D-League Finals before falling to Rio Grande Valley. Tibbetts' Tulsa squad returned to the postseason the following year, advancing to the semifinals after a franchise-best regular season with a 33-17 record.

Two weeks into the start of the 2011-12 campaign, Tibbetts accepted an assistant coaching position with the NBA's Cleveland Cavaliers. In over two seasons with the franchise, Tibbetts left the team with 64-41 (.610) overall record.

Then-assistant Dale Osbourne was immediately named the club's new head coach. Osbourne's club would go on to finish 23-27 and claim sixth in the Western Conference. Following the season, Osbourne was offered a coaching position with the Portland Trail Blazers.

In addition to sending two head coaches to the NBA level, the 66ers have produced 17 GATORADE Call-Ups to the NBA in the team's seven-season history. Tulsa has also seen 20 NBA players be assigned to the 66ers for at least one game.

Filling the coaching vacancy, the 66ers and the Oklahoma City Thunder made a historic hire when naming Darko Rajakovic as the club's new head coach. A native of Serbia, Rajakovic is the first head coach in the history of the NBA D-League that was born outside of North America. His experience in developing players in Europe suggest a promising future for the 66ers organization.

In addition to the coach announcement, the 66ers will return to the SpiritBank Event Center in Bixby for the 2012-13 season. The arena will begin the new era of Tulsa basketball with a new NBA-style court and improved scoreboards.

## 66ERS LOGO HISTORY



2009-Present



2007-2009



2005-2007



# PAST RECORDS & COACHES

## Year-by-Year Record and Winning Percentage

Season	Home	Road	Overall
2005-06	15-9 (.625)	9-15 (.375)	24-24 (.500)
2006-07	12-13 (.480)	9-16 (.360)	21-29 (.420)
2007-08	14-11 (.560)	12-13 (.480)	26-24 (.520)
2008-09	8-17 (.320)	7-18 (.280)	15-35 (.300)
2009-10	16-8 (.667)	10-13 (.435)	27-23 (.540)
2010-11	17-8 (.680)	16-9 (.640)	33-17 (.660)
2011-12	13-12 (.520)	10-15 (.400)	23-27 (.460)
<b>Total:</b>	<b>95-78 (.549)</b>	<b>73-99 (.424)</b>	<b>169-179 (.486)</b>

## Year-by-Year Coaches and Records

Season	Coach	Record	Pct.	Finish	Playoffs
2005-06	Joey Meyer	24-24	.500	5th	Did Not Qualify
2006-07	Joey Meyer	21-29	.420	4th/East	Did Not Qualify
2007-08	Joey Meyer	26-24	.520	3rd/Southwest	Did Not Qualify
2008-09	Paul Woolpert	15-35	.300	5th/Southwest	Did Not Qualify
2009-10	Nate Tibbetts	27-23	.540	5th/Western	Second Place
2010-11	Nate Tibbetts	33-17	.660	4th/Western	Semifinals
2011-12	Nate Tibbetts	4-1	.800	<i>(left for assistant position in Cleveland)</i>	
2011-12	Dale Osbourne	19-26	.422	6th/Western	Did Not Qualify
<b>Totals</b>		<b>169-179</b>	<b>.486</b>		

## Coaches Overall Records

Coach	Regular Season Record	Pct.	Playoff Record	Pct.
Joey Meyer	71-77	.480	-	-
Paul Woolpert	15-35	.300	-	-
Nate Tibbetts	60-40	.600	6-6	.500
Dale Osbourne	19-26	.422	-	-
<b>Totals</b>	<b>169-179</b>	<b>.486</b>	<b>6-6</b>	<b>.500</b>

## Past 66ers Coaches



**Joey Meyer**  
2005-08



**Paul Woolpert**  
2008-09



**Nate Tibbetts**  
2009-11



**Dale Osbourne**  
2011-12

# YEAR-BY-YEAR STATISTICS & AWARDS



## 66ers Year-by-Year Statistics

YEAR	G	FGM	FGA	PCT.	3FGM	3FGA	PCT.	FTM	FTA	PCT.	REB	AST	STL	TO	BS	PTS	AVG.
2005-06	48	1794	3779	.475	316	861	.367	906	1310	.692	1969	1011	380	859	217	4810	100.2
2006-07	50	1905	4039	.472	371	1021	.363	940	1291	.728	2050	1105	363	863	227	5121	102.4
2007-08	50	1970	4111	.479	296	776	.381	1065	1419	.751	2125	1131	374	796	277	5301	106.0
2008-09	50	1887	4064	.464	292	843	.346	916	1330	.689	2094	1056	389	869	243	4982	99.6
2009-10	50	1893	3976	.476	329	840	.392	916	1264	.725	2113	978	414	813	225	5031	100.6
2010-11	50	1888	4002	.472	288	834	.345	1086	1486	.731	2113	1031	452	838	248	5150	103.0
2011-12	50	1798	3980	.452	284	845	.336	816	1177	.336	2098	951	444	824	245	4696	93.9

## Opponents Year-by-Year Statistics

YEAR	G	FGM	FGA	PCT.	3FGM	3FGA	PCT.	FTM	FTA	PCT.	REB	AST	STL	TO	BS	PTS	AVG.
2005-06	48	1771	3825	.463	214	600	.357	1013	1416	.715	2133	876	360	850	116	4769	99.4
2006-07	50	2016	4133	.488	303	794	.382	910	1239	.734	2192	1158	393	853	214	5245	104.9
2007-08	50	1962	4111	.477	384	1014	.379	1015	1340	.757	2090	1108	418	812	181	5323	106.5
2008-09	50	1944	4170	.466	285	683	.330	1073	1447	.742	2255	1038	439	759	220	5246	104.9
2009-10	50	1796	3877	.463	313	865	.362	1049	1401	.749	2041	918	446	835	199	4954	99.1
2010-11	50	1790	3919	.457	288	853	.338	1073	1432	.749	2037	985	439	952	250	4941	98.8
2011-12	50	1725	3843	.449	295	880	.335	934	1281	.729	2082	895	434	876	244	4679	93.6

## Annual NBA D-League Awards

### All-NBA D-League Team

2011-12	Marcus Lewis (Second Team) Ryan Reid (Honorable Mention)
2010-11	Larry Owens (Second Team)
2009-10	Mustafa Shakur (Second Team) Larry Owens (Third Team)
2007-08	Ramon Sessions (Honorable Men- tion) Mike Hall (Honorable Mention) Nick Fazekas (Honorable Mention)
2006-07	Will Conroy (Second Team) Alan Anderson (Honorable Mention) Cheyne Gadson (Honorable Mention)
2005-06	John Lucas (Second Team) Desmon Farmer (Honorable Mention) Will Conroy (Honorable Mention)

### All-NBA D-League All-Rookie Team

2011-12	Dwight Buycks (First Team)
---------	----------------------------

### All-NBA D-League All-Defensive Team

2011-12	Jerome Dyson (Second Team) Marcus Lewis (Second Team) Larry Owens (Second Team)
---------	---

### NBA All-Star Weekend Participants

2011-12	Jerome Dyson (West Team) Marcus Lewis (West Team)
2010-11	Larry Owens (West Team)
2009-10	Mustafa Shakur (West Team)
2008-09	Keith Clark (Slam Dunk Contest) Gary Forbes (Three-Point)
2007-08	Nick Fazekas (Red Team) Adam Harrington (Three-Point)
2006-07	Will Conroy (East Team)



# TEAM SINGLE-GAME RECORDS

## Tulsa High/Low Scoring Games

### Highest Scoring Games

Pts	Opponent	Date
139	Roanoke	3/09/06
132	at Anaheim	2/20/08
130	at Texas	12/14/10
128	at Colorado	2/11/09
126	Sioux Falls	1/2/10
126	Sioux Falls	1/27/07
125	Iowa	4/2/10
125	Colorado	12/28/08
125	at Bakersfield	1/09/08
125	Austin	3/09/07
124	at Roanoke	4/01/06

### Lowest Scoring Games

Pts	Opponent	Date
68	at Idaho	1/8/09
69	at Ft. Worth	3/11/06
70	Albuquerque	11/18/05
77	Idaho	12/29/11
77	at Los Angeles	12/08/06
77	at Idaho	4/13/07
78	Texas	2/5/12
78	at Iowa	1/27/09
78	at Austin	12/26/08
79	at Austin	12/1/09
79	at Austin	12/27/07

## Team Single-Game Records

### Most Points Scored

Game: 139 Roanoke 3/09/06

### Fewest Points Scored

Game: 68 at Idaho 1/8/09

### Field Goals Made

Game: 54 Austin 3/09/07

Low Game: 21 at Idaho 1/8/09

### Field Goals Attempted

Game: 102 at Colorado 3/01/08

Low Game: 61 Idaho 2/14/12

### Three-Point Field Goals Made

Game: 16 Fort Worth 3/30/07

Low Game: 0 Albq. 12/9/05

### Three-Point Field Goals Attempted

Game: 47 at Roanoke 4/02/06

Low Game: 5 Erie 12/23/11

### Free Throws Made

Game: 41 at Arkansas 1/13/06

Low Game: 6 Texas 2/5/12

### Free Throws Attempted

Game: 61 at Arkansas 1/13/06

Low Game: 8 Austin 3/09/07

### Rebounds

Game: 60 Fort Wayne 12/19/07

Low Game: 25 at Iowa 12/23/07

### Assists

Game: 37 Fort Wayne 12/19/07

Low Game: 3 Albuquerque 11/19/05

### Personal Fouls

Game: 37 RGV 3/14/08

Low Game: 11 Dakota 3/22/09

11 Colorado 4/3/09

### Steals

Game: 18 Florida 1/29/06

Low Game: 0 at RGV 12/09/07

### Turnovers

Game: 29 at Arkansas 3/30/06

29 at Sioux Falls 12/13/08

Low Game: 2 at Colorado 3/29/08

### Blocks

Game: 13 Austin 12/2/10

Low Game: 0 at Dakota 12/15/08

# OPPONENTS SINGLE-GAME RECORDS



## Opponents High/Low Scoring Games

### Highest Scoring Games

Pts	Opponent	Date
138	at Colorado	2/11/09
131	at Austin	4/1/09
131	at Anaheim	2/20/08
131	at Dakota	12/21/07
130	at Colorado	1/03/07
128	Colorado	12/28/08
128	Roanoke	2/15/06
127	at Idaho	2/22/07
126	at Rio Grande V.	3/13/10
124	at Idaho	3/19/10
124	Rio Grande V.	3/8/09

### Lowest Scoring Games

Pts	Opponent	Date
73	Florida	1/29/06
74	at Springfield	12/10/09
76	Springfield	12/17/11
76	at Idaho	11/25/11
76	at Austin	4/10/07
78	Dakota	1/2/12
79	Reno	2/2/12
79	at Albuquerque	1/16/08
80	at Fort Wayne	11/23/07
81	Texas	2/4/12
81	Fort Wayne	1/27/12
81	at Fort Worth	11/23/05

## Opponents Single-Game Records

### Most Points Scored

Game: 138 at Colorado 2/11/09

### Fewest Points Scored

Game: 73 Florida 1/29/06

### Field Goals Made

Game: 56 at Colorado 1/03/07  
 Low Game: 24 Fort Wayne 1/28/12

### Field Goals Attempted

Game: 102 Bakersfield 12/19/06  
 Low Game: 57 Albuquerque 11/18/05

### Three-Point Field Goals Made

Game: 16 at Colorado 3/18/09  
 Low Game: 0 Iowa 3/12/09  
 0 at Erie 3/5/09  
 0 Albuquerque 4/07/06  
 0 at Albq. 11/27/05

### Three-Point Field Goals Attempted

Game: 36 at Colorado 3/29/08  
 Low Game: 3 Albuquerque 4/07/06

### Free Throws Made

Game: 44 Fort Wayne 1/28/12  
 Low Game: 4 Dakota 1/22/12

### Free Throws Attempted

Game: 61 Fort Wayne 1/28/12  
 Low Game: 10 at Albq. 1/16/08

### Rebounds

Game: 62 Fort Worth 3/30/07  
 Low Game: 28 Austin 12/3/11  
 28 at Sioux Falls 1/06/07

### Assists

Game: 38 at Colorado 2/11/09  
 Low Game: 5 Albuquerque 11/18/05

### Steals

Game: 20 at Maine 1/30/11  
 Low Game: 0 at RGV 12/09/07

### Turnovers

Game: 30 at Sioux Falls 12/10/10  
 Low Game: 4 at Colorado 3/29/08

### Blocks

Game: 17 at Colorado 1/2/09  
 Low Game: 0 11x; MR, at ID 12/26/10



# INDIVIDUAL SINGLE-GAME RECORDS

## Individual Single-Game Records

	<b>High</b>	<b>Player</b>	<b>Opponent</b>	<b>Date</b>
Minutes	53	Yemi Ogunoye	Colorado	12/28/08
	53	David Noel	at Colorado	3/01/08
Points	48	Desmon Farmer	Albuquerque	3/28/07
Rebounds	25	Marcus Lewis	Texas	12/30/11
Assists	20	Will Conroy	at Sioux Falls	1/06/07
Steals	6 (4x)	MR Marcus Lewis	Sioux Falls	2/16/11
Blocked Shots	9	Ersan Ilyasova	Fort Worth	3/03/06
	9	Cezary Trybanski	Fort Worth	2/11/06
	9	Cezary Trybanski	Arkansas	2/02/06
Field Goals Made	18	Ryan Humphrey	Albuquerque	2/21/09
Field Goals Attempted	31	Desmon Farmer	Albuquerque	3/28/07
Three-Point FG Made	8	Moses Ehambe	at Austin	3/31/10
	8	Marcus Vinicius	Fort Worth	3/31/07
Three-Point FG Attempted	14	Marcus Vinicius	Dakota	4/01/07
	14	Mike Hall	Colorado	4/03/08
Free Throws Made	16	Alan Anderson	Sioux Falls	1/27/07
Free Throws Attempted	18	Marcus Lewis	Idaho	2/14/12

## Opponents Single-Game Records

	<b>High</b>	<b>Player</b>	<b>Opponent</b>	<b>Date</b>
Minutes	52:22	Marcus Williams	Austin	3/13/09
Points	44	Mike Harris	at Rio Grande Valley	3/13/10
	44	Desmon Farmer	Rio Grande Valley	3/14/08
Rebounds	23 (4x)	MR: Dwayne Jones	Austin	3/13/09
Assists	16	Curtis Stinson	Iowa	3/12/09
	16	Randy Livingston	at Idaho	1/04/08
Steals	9	Avery Bradley	at Maine	1/30/11
Blocked Shots	7	Will Foster	at Idaho	11/25/11
Field Goals Made	17 (2x)	MR: Ivan Johnson	at Erie	3/5/11
Field Goals Attempted	31 (2x)	MR: Ivan Johnson	at Erie	3/5/11
Three-Point FG Made	8	Clay Tucker	Arkansas	1/06/06
	8	Frank Williams	at Sioux Falls	1/06/07
Three-Point FG Attempted	17	Clay Tucker	Arkansas	1/06/06
Free Throws Made	19	Malik Hairston	at Austin	11/29/08
Free Throws Attempted	21	Dwayne Mitchell	at Iowa	12/23/07



## 2010-11 Playoff Results

### Quarterfinals: Tulsa 2, Texas 0

Date	Game	FG-A	PCT	3FG-A	PCT	FT-A	PCT	OR-DR-TR	AST	ST	TO	BS	PTS
4/6	Tulsa	35-83	.422	7-18	.389	17-23	.739	14-25-39	19	12	10	4	94
	@ Texas	32-73	.438	6-21	.286	13-16	.812	12-32-44	18	4	20	9	83
4/8	@ Tulsa	39-75	.520	8-16	.500	18-26	.692	9-36-45	28	7	19	9	94
	Texas	32-87	.368	10-21	.476	15-19	.789	14-25-39	21	10	14	2	89

### Semifinals: Iowa 2, Tulsa 0

Date	Game	FG-A	PCT	3FG-A	PCT	FT-A	PCT	OR-DR-TR	AST	ST	TO	BS	PTS
4/15	@ Tulsa	32-69	.464	4-15	.267	28-32	.875	7-27-34	17	9	15	8	96
	Iowa	40-88	.455	8-24	.333	15-17	.882	13-29-42	15	9	14	3	103
4/18	Tulsa	34-81	.420	6-20	.300	20-24	.833	9-33-42	20	10	16	3	94
	@ Iowa	40-87	.460	7-18	.389	20-27	.741	12-33-45	19	7	18	5	107

## 2009-10 Playoff Results

### Quarterfinals: Tulsa 2, Sioux Falls 1

Date	Game	FG-A	PCT	3FG-A	PCT	FT-A	PCT	OR-DR-TR	AST	ST	TO	BS	PTS
4/8	@ Tulsa	44-78	.564	7-15	.467	24-32	.750	10-26-36	16	7	10	8	119
	Sioux Falls	40-75	.533	5-10	.500	24-32	.750	8-28-36	15	5	15	3	109
4/9	Tulsa	36-85	.424	8-21	.381	19-27	.704	19-33-52	14	11	20	13	99
	@ Sioux Falls	36-80	.450	9-18	.500	25-30	.833	9-30-39	25	15	17	10	106
4/11	Tulsa	37-76	.487	8-18	.444	29-38	.763	13-36-49	13	10	14	3	111
	@ Sioux Falls	35-86	.407	7-20	.350	24-26	.923	10-33-43	22	10	11	6	101

### Semifinals: Tulsa 2, Iowa 1

Date	Game	FG-A	PCT	3FG-A	PCT	FT-A	PCT	OR-DR-TR	AST	ST	TO	BS	PTS
4/16	@ Tulsa	36-89	.404	12-31	.387	18-24	.750	17-32-49	22	6	15	8	102
	Iowa	39-88	.443	5-20	.250	24-36	.667	17-36-53	19	8	14	5	107
4/18	Tulsa	42-86	.488	14-25	.560	19-23	.826	9-41-50	23	4	14	3	117
	@ Iowa	35-96	.365	5-17	.294	31-38	.816	16-30-46	13	8	10	4	106
4/20	Tulsa	37-82	.451	9-23	.391	44-51	.863	17-29-46	17	7	17	6	127
	@ Iowa	44-96	.458	4-20	.200	30-35	.857	16-26-42	17	8	11	6	122

### NBA D-League Finals: Rio Grande Valley 2, Tulsa 0

Date	Game	FG-A	PCT	3FG-A	PCT	FT-A	PCT	OR-DR-TR	AST	ST	TO	BS	PTS
4/25	@ Tulsa	32-81	.395	9-28	.321	34-43	.791	12-34-46	17	6	13	2	107
	Rio Grande V.	45-82	.549	7-19	.368	27-34	.794	8-43-51	26	6	18	2	124
4/27	Tulsa	37-81	.457	6-19	.316	11-16	.688	8-32-40	24	8	9	7	91
	@ Rio Grande V.	37-89	.416	7-30	.233	13-16	.813	17-36-53	19	6	17	5	94



# PLAYOFF RECORDS

## Tulsa High/Low Scoring Playoff Games

### Highest Scoring Games

Pts	Opponent	Date
127	at Iowa	4/20/10
119	Sioux Falls	4/8/10
117	at Iowa	4/18/10
111	at Sioux Falls	4/11/10
107	Rio Grande Valley	4/25/10

### Lowest Scoring Games

Pts	Opponent	Date
91	at Rio Grande V.	4/27/10
94	at Iowa	4/18/11
94	Texas	4/8/11
94	at Texas	4/6/11
96	Iowa	4/15/11

## Team Single-Game Playoff Records

### Most Points Scored

Game: 127 at Iowa 4/20/10

### Fewest Points Scored

Game: 91 at Rio Grande 4/27/10

### Field Goals Made

Game: 44 Sioux Falls 4/8/10  
 Low Game: 32 Rio Grande V. 4/25/10  
 32 Iowa 4/15/11

### Field Goals Attempted

Game: 89 Iowa 4/16/10  
 Low Game: 69 Iowa 4/15/11

### Three-Point Field Goals Made

Game: 14 at Iowa 4/18/10  
 Low Game: 4 Iowa 4/15/11

### Three-Point Field Goals Attempted

Game: 31 Iowa 4/16/10  
 Low Game: 15 Iowa 4/15/11

### Free Throws Made

Game: 44 at Iowa 4/20/10  
 Low Game: 11 at Rio Grande 4/27/10

### Free Throws Attempted

Game: 51 at Iowa 4/20/10  
 Low Game: 16 at Rio Grande 4/27/10

### Rebounds

Game: 52 at Sioux Falls 4/9/10  
 Low Game: 36 Sioux Falls 4/8/10

### Assists

Game: 28 Texas 4/8/11  
 Low Game: 13 at Sioux Falls 4/11/10

### Personal Fouls

Game: 30 Rio Grande V. 4/25/10  
 Low Game: 15 at Rio Grande 4/27/10

### Steals

Game: 12 at Texas 4/6/11  
 Low Game: 4 at Iowa 4/18/10

### Turnovers

Game: 20 at Sioux Falls 4/9/10  
 Low Game: 9 at Rio Grande 4/27/10

### Blocks

Game: 13 at Sioux Falls 4/9/10  
 Low Game: 2 Rio Grande V. 4/25/10





## Opponents High/Low Scoring Playoff Games

### Highest Scoring Games

Pts	Opponent	Date
124	Rio Grande Valley	4/25/10
122	at Iowa	4/20/10
109	Sioux Falls	4/8/10
107	at Iowa	4/18/11
107	Iowa	4/16/10

### Lowest Scoring Games

Pts	Opponent	Date
83	at Texas	4/6/11
89	Texas	4/8/11
94	at Rio Grande V.	4/27/10
101	at Sioux Falls	4/11/10
103	Iowa	4/15/11

## Opponents Single-Game Playoff Records

### Most Points Scored

Game: 124 Rio Grande V. 4/25/10

### Fewest Points Scored

Game: 83 at Texas 4/6/11

### Field Goals Made

Game: 45 Rio Grande V. 4/25/10  
 Low Game: 32 Texas 4/8/11  
 32 at Texas 4/6/11

### Field Goals Attempted

Game: 96 at Iowa 4/20/10  
 96 at Iowa 4/18/10  
 Low Game: 73 at Texas 4/6/11

### Three-Point Field Goals Made

Game: 10 Texas 4/8/11  
 Low Game: 4 at Iowa 4/20/10

### Three-Point Field Goals Attempted

Game: 30 at Rio Grande 4/27/10  
 Low Game: 4 at Iowa 4/20/10

### Free Throws Made

Game: 31 at Iowa 4/18/10  
 Low Game: 13 at Texas 4/6/11  
 13 at Rio Grande 4/27/10

### Free Throws Attempted

Game: 38 at Iowa 4/18/10  
 Low Game: 16 at Texas 4/6/11  
 16 at Rio Grande 4/27/10

### Rebounds

Game: 53 at Rio Grande 4/27/10  
 53 Iowa 4/16/10  
 Low Game: 36 Sioux Falls 4/8/10

### Assists

Game: 26 Rio Grande V. 4/25/10  
 Low Game: 13 at Iowa 4/18/10

### Steals

Game: 15 at Sioux Falls 4/9/10  
 Low Game: 4 at Texas 4/6/11

### Turnovers

Game: 20 at Texas 4/6/11  
 Low Game: 10 at Iowa 4/18/10

### Blocks

Game: 10 at Sioux Falls 4/9/10  
 Low Game: 2 Texas 4/8/11



# PLAYOFF RECORDS

## Individual Single-Game Playoffs Records

	<b>High</b>	<b>Player</b>	<b>Opponent</b>	<b>Date</b>
Minutes	44:06	Larry Owens	at Iowa	4/18/11
Points	30	Kyle Weaver	Sioux Falls	4/8/10
Rebounds	14	Larry Owens	at Iowa	4/20/10
Assists	13	Jerome Dyson	Texas	4/8/11
Steals	5	Matt Bouldin	at Iowa	4/18/11
	5	Kyle Weaver	at Sioux Falls	4/11/10
	5	Mustafa Shakur	at Sioux Falls	4/9/10
Blocked Shots	4 (5x)	MR: Marcus Lewis	Iowa	4/15/11
Field Goals Made	12	Larry Owens	at Rio Grande Valley	4/27/10
Field Goals Attempted	20	Elijah Millsap	at Iowa	4/18/11
Three-Point FG Made	5	Robert Vaden	at Iowa	4/18/11
	5	Kyle Weaver	Sioux Falls	4/8/10
Three-Point FG Attempted	10	JaJuan Smith	Rio Grande Valley	4/25/10
	10	Robert Vaden	at Texas	4/6/10
Free Throws Made	15	Deron Washington	at Iowa	4/20/10
Free Throws Attempted	17	Deron Washington	at Iowa	4/20/10

## Opponents Single-Game Playoffs Records

	<b>High</b>	<b>Player</b>	<b>Opponent</b>	<b>Date</b>
Minutes	48	Chris McCray	at Sioux Falls	4/11/10
	48	Daid Bailey	at Sioux Falls	4/9/10
Points	36	Kirk Penney	at Sioux Falls	4/11/10
Rebounds	18	Scott VanderMeer	at Iowa	4/18/11
Assists	13	Curtis Stinson	at Iowa	4/18/11
Steals	4	Chris Roberts	Texas	4/8/11
	4	Jeff Trepagnier	at Iowa	4/18/10
	4	Chris McCray	at Sioux Falls	4/11/10
Blocked Shots	8	Greg Stiemsma	at Sioux Falls	4/9/10
Field Goals Made	12	Curtis Stinson	at Iowa	4/20/10
	12	Kris Penney	at Sioux Falls	4/11/10
Field Goals Attempted	28	Joe Alexander	Texas	4/8/11
Three-Point FG Made	4	Ernest Scott	Rio Grande Valley	4/25/10
	4	David Bailey	at Sioux Falls	4/9/10
Three-Point FG Attempted	10	Stefhon Hannah	Iowa	4/15/11
Free Throws Made	11	Chris McCray	at Sioux Falls	4/11/10
Free Throws Attempted	11 (x7)	MR: Mark Tyndale	at Iowa	4/20/10

# OVERTIME AND OPENING NIGHT



## All-Time Overtime Results

Date	Opponent	Result	Date	Opponent	Result
1/6/2006	Arkansas	W, 105-103	12/13/08	at Sioux Falls	L, 91-99
2/2/2006	Arkansas	L, 109-112	12/28/08	Colorado	L, 125-128
2/11/2006	Fort Worth	W, 102-99	3/12/09	Iowa	W, 108-107
11/25/2006	Arkansas	W, 115-111	3/13/09	Austin	L, 108-111
12/19/2006	Bakersfield	W, 120-117 (2OT)	3/27/09	at RGV	W, 112-110
12/29/2006	at Arkansas	W, 103-98	12/19/09	RGV	W, 98-89
1/13/2007	Colorado	L, 118-121	1/22/10	at Sioux Falls	W, 121-119
1/27/2007	Sioux Falls	W, 126-123	2/6/10	at Bakersfield	L, 111-112
2/22/2007	Idaho	L, 124-127	3/5/10	Dakota	W, 106-96 (2OT)
3/28/2007	Albuquerque	W, 112-107	12/16/10	Fort Wayne	W, 100-93
4/1/2007	Dakota	W, 115-107	1/8/11	at Texas	W, 96-95
1/10/2008	at Colorado	W, 112-110	1/20/11	Reno	W, 112-107
3/1/2008	at Colorado	W, 119-116	1/13/12	at Dakota	L, 109-113 (2OT)
3/14/2008	RGV	W, 123-117	1/16/12	Canton	L, 103-110
12/5/08	Albuquerque	L, 93-102	2/17/12	at Sioux Falls	W, 119-114
12/7/08	at Los Angeles	W, 101-97	3/23/12	Iowa	L, 95-101
<b>Totals:</b>	<b>32 Overtime Games 21-11 (.656)</b>				
	<b>13-8 at home, 8-3 on road</b>				
	<b>2-1 in double overtime</b>				

## All-Time Opening Night Results

### HOME OPENER

Date	Opponent	Result	Score
*11/18/05	Albuquerque	L	83-70
*11/24/06	Arkansas	L	98-95
11/30/07	Colorado	L	104-100
12/5/08	Albuquerque	L	93-102
*11/27/09	Utah	L	85-100
11/26/10	Iowa	L	111-123
12/3/11	Austin	W	109-96

### ROAD OPENER

Date	Opponent	Result	Score
11/23/05	Ft. Worth	L	81-80
12/8/06	Los Angeles	L	90-77
*11/23/07	Ft. Wayne	W	88-80
*11/28/08	Rio Grande Valley	L	82-83
12/1/09	Austin	L	79-97
*11/19/10	Bakersfield	L	101-104
*11/25/11	Idaho	W	89-76

\*Season opening games (2-5)

## Top Home Opener Attendance

Attendance	Opponent	Date
4,159	Utah	11/27/09
3,011	Albuquerque	11/18/05
3,003	Albuquerque	12/5/08
2,871	Iowa	11/26/10
1,746	Arkansas	11/24/06



# CAREER & SEASON LEADERS

## 66ers All-Time Career Statistical Leaders

### Points

1. Larry Owens	1,731
2. Jerome Dyson	1,512
3. Desmon Farmer	1,423
4. Mike Hall	1,279
5. Marcus Lewis	1,249

### Steals

1. Larry Owens	187
2. Jerome Dyson	147
3. Larry Owens	128
T4. Jeremy Kelly	125
T4. Will Conroy	125

### Minutes Played

1. Larry Owens	4,281
2. Marcus Lewis	3,509
3. Will Conroy	3,112
4. Mike Hall	2,981
5. Jeremy Kelly	2,921

### Rebounds

1. Marcus Lewis	989
2. Latavious Williams	710
3. Larry Owens	637
4. Mike Hall	627
5. Will Conroy	414

### Blocked Shots

1. Cezary Trybanski	209
2. Keith Closs	133
3. Larry Owens	92
4. Latavious Williams	75
5. Marcus Lewis	67

### Personal Fouls

1. Jeremy Kelly	377
2. Larry Owens	361
3. Marcus Lewis	315
4. Jerome Dyson	266
5. Chris Ellis	239

### Assists

1. Will Conroy	761
2. Jeremy Kelly	423
3. Larry Owens	414
4. Mustafa Shakur	324
5. Larry Owens	301

### Games Played

1. Marcus Lewis	137
2. Larry Owens	125
3. Jeremy Kelly	116
4. Moses Ehambe	100
5. Cezary Trybanski	93

## 66ers All-Time Season Statistical Leaders

### Points

1. Mustafa Shakur (09-10)	905
2. Larry Owens (09-10)	789
3. Jerome Dyson (11-12)	783
4. Denham Brown (06-07)	782
5. Desmon Farmer (05-06)	766

### Assists

1. Will Conroy (06-07)	447
2. Latavious Williams (10-11)	351
3. Mustafa Shakur (09-10)	324
4. Will Conroy (05-06)	305
5. Jason Fontenet (07-08)	193

### Blocked Shots

1. Keith Closs (07-08)	137
2. Cezary Trybanski (06-07)	121
3. Cezary Trybanski (05-06)	87
4. Cole Aldrich (10-11)	55
5. Ersan Ilyasova (05-06)	43

### Rebounds

1. Marcus Lewis (11-12)	583
2. Latavious Williams (09-10)	361
3. Mike Hall (07-08)	354
4. Latavious Williams (10-11)	351
5. Keith Clark (08-09)	333

### Steals

1. Mustafa Shakur (09-10)	106
2. Larry Owens (09-10)	75
T3. Jerome Dyson (10-11)	74
T3. Yemi Ogunoye (08-09)	74
5. Jerome Dyson (11-12)	73

### Minutes Played

1. Yemi Ogunoye (08-09)	1,877
2. Larry Owens (09-10)	1,818
3. Mike Hall (07-08)	1,791
4. Mustafa Shakur (09-10)	1,779
5. Marcus Lewis (11-12)	1,665



## Year-by-Year Statistical Leaders

### Scoring

Year	Player	G	Pts	Avg.
2005-06	Desmon Farmer	48	789	16.4
2006-07	Denham Brown	42	782	18.6
2007-08	Mike Hall	48	777	16.2
2008-09	Derrick Dial	47	625	13.3
2009-10	Mustafa Shakur	47	905	19.3
2010-11	Jerome Dyson	27	729	15.5
2011-12	Jerome Dyson	44	783	17.8

### Rebounding

Year	Player	G	Rebs	Avg.
2005-06	Ersan Ilyasova	46	324	7.0
2006-07	Mike Hall	32	272	8.5
2007-08	Mike Hall	48	355	7.4
2008-09	Keith Clark	49	333	6.8
2009-10	Lataw. Williams	47	361	7.7
2010-11	Lataw. Williams	41	351	8.6
2011-12	Marcus Lewis	46	583	12.7

### Assists

Year	Player	G	Asts	Avg.
2005-06	Will Conroy	47	314	6.7
2006-07	Will Conroy	42	447	10.6
2007-08	Jason Fontenet	44	191	4.3
2008-09	Jeremy Kelly	47	184	3.9
2009-10	Mustafa Shakur	47	324	6.9
2010-11	Zabian Dowdell	18	82	4.6
2011-12	Jerome Dyson	44	172	3.9

### Steals

Year	Player	G	Stls	Avg.
2005-06	Will Conroy	47	71	1.5
2006-07	Jean Felix	50	59	1.2
2007-08	Jeremy Kelly	47	58	1.2
2008-09	Yemi Ogunoye	49	74	1.5
2009-10	Mustafa Shakur	47	106	2.3
2010-11	Zabian Dowdell	18	43	2.4
2011-12	Jerome Dyson	44	73	1.7

### Blocked Shots

Year	Player	G	Blks	Avg.
2005-06	Cezary Trybanski	45	88	2.0
2006-07	Cezary Trybanski	48	121	2.5
2007-08	Keith Closs	49	133	2.7
2008-09	Keith Clark	49	42	0.9
2009-10	DeVon Hardin	36	37	1.0
2010-11	Cole Aldrich	21	55	2.6
2011-12	Larry Owens	32	42	1.3

### Field Goal Percentage (Min. 20 Games)

Year	Player	FGM	FGA	Pct.
2005-06	Shawn. Johnson	67	104	.644
2006-07	Frans Steyn	114	202	.564
2007-08	Keith Closs	120	200	.600
2008-09	Gary Forbes	202	395	.511
2009-10	Marcus Lewis	73	135	.541
2010-11	Lataw. Williams	225	352	.639
2011-12	Marcus Lewis	292	512	.570

### Free Throw Percentage (Min. 20 Games)

Year	Player	FT	FTA	Pct.
2005-06	Shawn. Johnson	44	77	.571
2006-07	Alan Anderson	87	100	.870
2007-08	Mike Hall	172	202	.851
2008-09	Moses Ehambe	47	56	.839
2009-10	Moses Ehambe	45	53	.849
2010-11	Brandon Brooks	19	21	.905
2011-12	Brady Morningstar	170	403	.893

### Minutes Played

Year	Player	G	Min	Avg.
2005-06	Desmon Farmer	48	1,545	32.2
2006-07	Will Conroy	42	1,648	39.2
2007-08	Mike Hall	48	1,792	37.3
2008-09	Yemi Ogunoye	49	1,868	38.1
2009-10	Larry Owens	50	1,818	36.6
2010-11	Larry Owens	43	1,320	30.5
2011-12	Marcus Lewis	46	1,665	36.2



# YEAR-BY-YEAR STATISTICS

## 2011-12 Regular Season Statistics (23-27)

Player	G	GS	MIN	FGM	FGA	Pct.	3PM	3PA	Pct.	FTM	FTA	Pct.	OR	DR	REB	Avg.	AST	PF	TO	BS	ST	PTS	Avg.
Lazar Hayward	3	3	103	28	50	.560	4	8	.500	12	14	.857	6	11	17	5.7	8	15	10	1	1	72	24.0
Reggie Jackson	1	1	41	10	27	.370	0	5	.000	2	3	.667	1	6	7	7.0	8	2	2	0	0	22	22.0
Jerome Dyson	44	44	1497	254	613	.414	55	193	.285	220	292	.753	47	109	156	3.5	172	143	154	10	73	783	17.8
Dwight Buycks	28	2	751	165	332	.497	26	74	.351	68	88	.773	23	53	76	2.7	74	41	59	1	35	424	15.1
Marcus Lewis	46	45	1665	292	512	.570	0	3	.000	109	212	.514	163	420	583	12.7	143	116	126	42	42	693	15.1
Larry Owens	32	26	1143	157	369	.425	30	101	.297	66	76	.868	38	108	146	4.6	113	91	72	42	59	410	12.8
Robert Vaden	36	30	1154	169	391	.432	79	177	.446	44	56	.786	12	87	99	2.8	88	100	50	11	34	461	12.8
Ryan Reid	25	25	791	127	248	.512	0	0	.000	43	61	.705	74	139	213	8.5	30	80	53	22	24	297	11.9
Brady Morningstar	48	20	1330	170	403	.422	46	120	.383	75	84	.893	21	83	104	2.2	106	80	69	7	42	461	9.6
Delroy James	26	1	534	90	209	.431	5	20	.250	44	62	.710	48	77	125	4.8	34	48	34	14	27	229	8.8
Billy Rush	14	13	321	43	110	.391	9	43	.209	25	30	.833	7	49	56	4.0	15	20	21	6	8	120	8.6
Xavier Alexander	42	9	918	103	250	.412	10	39	.256	48	104	.462	55	84	139	3.3	75	98	59	15	36	264	6.3
Nkem Ojougboh	23	8	500	57	126	.452	0	1	.000	23	35	.657	34	93	127	5.5	20	50	27	38	10	137	6.0
Curtis Sumpter	27	15	545	61	157	.389	15	49	.306	14	17	.824	36	76	112	4.1	29	69	49	22	19	151	5.6
LaDustin Williams	25	5	329	42	107	.393	5	12	.417	11	21	.524	15	21	36	1.4	25	20	17	3	19	100	4.0
Ben Colon	11	0	181	12	28	.429	0	0	.000	6	13	.462	17	27	44	4.0	5	29	12	4	8	30	2.7
Brian Barkdoll	29	3	212	15	33	.455	0	0	.000	5	7	.714	14	30	44	1.5	5	37	6	3	4	35	1.2
Will Creekmore	9	0	61	3	14	.214	0	0	.000	1	2	.500	4	10	14	1.6	1	15	4	4	3	7	0.8
Nolan Richardson	2	0	6	0	1	.000	0	0	.000	0	0	.500	0	0	0	0.0	0	0	0	0	0	0	0.0
<b>Totals:</b>	50		12075	1798	3980	.452	284	845	.336	816	1177	.693	615	1483	2098	42.0	951	1054	824	245	444	4696	93.9
<b>Opponents:</b>	50		12075	1725	3843	.449	295	880	.335	934	1281	.729	575	1507	2082	41.6	895	1063	876	244	434	4679	93.6

## 2010-11 Regular-Season Statistics (33-17)

Player	G	GS	MIN	FGM	FGA	Pct.	3PM	3PA	Pct.	FTM	FTA	Pct.	OR	DR	REB	Avg.	AST	PF	TO	BS	ST	PTS	Avg.
Jerome Dyson	47	10	1266	242	554	.437	65	196	.332	180	226	.796	31	114	145	3.1	108	123	125	16	74	729	15.5
Elijah Millsap	50	44	1431	241	548	.440	33	97	.340	246	325	.757	60	205	265	5.3	130	144	111	17	61	761	15.2
Byron Mullens	14	14	388	86	162	.531	1	4	.250	36	49	.735	35	60	95	6.8	14	40	29	20	10	209	14.9
Zabian Dowdell	18	18	528	95	230	.413	14	45	.311	57	72	.792	6	32	38	2.1	82	45	32	2	43	261	14.5
Latavious Williams	41	26	1102	225	352	.639	0	1	.000	90	124	.726	131	220	351	8.6	20	99	51	40	24	540	13.2
Larry Owens	43	42	1321	206	432	.477	37	111	.333	83	113	.735	69	146	215	5.0	129	110	97	21	53	532	12.4
Tweety Carter	31	13	823	115	283	.406	50	134	.373	70	87	.805	9	52	61	2.0	120	60	58	0	23	350	11.3
Robert Vaden	45	17	1260	175	425	.412	74	189	.392	45	63	.714	10	96	106	2.4	100	104	72	15	40	469	10.4
Cole Aldrich	21	21	615	86	158	.544	0	0	.000	45	56	.804	54	127	181	8.6	27	82	37	55	10	217	10.3
Ryan Reid	48	33	1075	146	290	.503	0	1	.000	115	154	.747	101	177	278	5.8	50	139	74	22	35	407	8.5
Marcus Lewis	49	3	1188	163	317	.514	0	0	.000	62	134	.463	98	172	270	5.5	85	119	71	17	39	388	7.9
Matt Bouldin	9	1	199	22	58	.379	4	15	.267	19	25	.760	6	17	23	2.6	28	26	12	4	8	67	7.4
Brandon Brooks	33	4	521	55	121	.455	8	29	.276	19	21	.905	12	40	52	1.6	99	36	44	7	18	137	4.2
Garrett Williamson	21	4	318	30	70	.429	2	12	.167	18	36	.500	8	18	26	1.2	38	33	22	11	14	80	3.8
Perry Stevenson	2	0	33	1	2	.500	0	0	.000	1	1	1.000	2	5	7	3.5	1	5	3	1	0	3	1.5
<b>Totals:</b>	50		12060	1888	4002	.472	288	834	.345	1086	1486	.731	632	1481	2113	42.3	1031	1165	838	248	452	5150	103.0
<b>Opponents:</b>	50		12060	1790	3919	.457	288	853	.338	1073	1432	.749	581	1456	2037	40.7	985	1192	903	250	439	4941	98.8

# YEAR-BY-YEAR STATISTICS



## 2009-10 Regular-Season Statistics (27-23)

Player	G	GS	MIN	FGM	FGA	Pct.	3PM	3PA	Pct.	FTM	FTA	Pct.	OR	DR	REB	Avg.	AST	PF	TO	BS	ST	PTS	Avg.
D.J. White	10	10	394	84	138	.609	0	1	.000	34	39	.872	30	81	111	11.1	12	31	26	14	7	202	20.2
Mustafa Shakur	47	47	1779	324	664	.488	50	131	.382	207	277	.747	47	165	212	4.5	324	119	151	9	106	905	19.3
Larry Owens	50	50	1818	299	611	.489	52	137	.380	139	180	.772	82	194	276	5.5	172	160	131	29	75	789	15.8
Byron Mullens	27	27	850	161	360	.447	15	35	.429	72	104	.692	57	145	202	7.5	27	76	77	25	17	409	15.1
Cecil Brown	30	13	912	147	306	.480	48	103	.466	80	95	.842	5	69	74	2.5	71	54	43	3	20	422	14.1
Moses Ehambe	50	18	1389	244	551	.443	117	255	.459	45	53	.849	19	113	132	2.6	53	78	52	10	24	650	13.0
Zabian Dowdell	10	2	270	52	98	.531	3	15	.200	22	32	.688	8	22	30	3.0	37	19	19	0	9	129	12.9
Kyle Weaver	5	5	214	26	63	.413	5	15	.333	5	5	1.000	5	22	27	5.4	36	17	22	7	7	62	12.4
Deron Washington	41	20	1077	147	360	.408	30	98	.306	144	202	.713	41	141	182	4.4	77	136	76	27	38	468	11.4
Chris Richard	12	12	350	46	81	.568	0	0	.000	15	26	.577	33	64	97	8.1	12	54	29	11	14	107	8.9
Latavious Williams	47	9	969	152	288	.528	1	12	.083	61	100	.610	123	238	361	7.7	32	111	55	35	32	366	7.8
Keith Clark	5	2	99	12	23	.522	1	3	.333	9	13	.692	4	15	19	3.8	4	12	6	1	5	34	6.8
DeVon Hardin	36	29	736	85	172	.494	0	1	.000	49	77	.636	50	115	165	4.6	20	95	45	37	13	219	6.1
JaJuan Smith	4	0	65	8	24	.333	5	17	.294	0	0	.000	5	6	11	2.8	15	9	5	0	5	21	5.3
Wink Adams	9	2	202	20	50	.400	1	10	.100	1	2	.500	3	25	28	3.1	27	16	14	0	15	42	4.7
Marcus Lewis	42	3	659	73	135	.541	0	0	.000	22	41	.537	66	70	136	3.2	38	80	40	8	22	168	4.0
Rodney Webb	3	0	31	4	9	.444	0	0	.000	0	0	.000	4	5	9	3.0	2	3	2	0	0	8	2.7
Mitch Johnson	7	0	60	2	13	.154	0	1	.000	6	8	.750	0	6	6	0.9	7	9	5	0	1	10	1.4
Byron Eaton	2	0	18	1	7	.143	0	1	.000	0	0	.000	0	4	4	2.0	1	4	5	0	0	2	1.0
Steven Hill	11	1	88	4	8	.500	0	0	.000	3	8	.375	9	13	22	2.0	3	14	7	8	1	11	1.0
Yemi Ogunoye	10	0	148	2	15	.133	1	5	.200	2	2	1.000	5	4	9	0.9	8	10	3	1	3	7	0.7
<b>Totals:</b>	50		12124	1893	3976	0.476	329	840	.392	916	1264	.725	596	1517	2113	42.3	978	1107	813	225	414	5031	100.6
<b>Opponents:</b>	50		12121	1796	3877	0.463	313	865	0.362	1049	1401	0.749	568	1473	2041	40.8	918	1090	835	199	446	4954	99.1

## 2008-09 Regular-Season Statistics (15-35)

Player	G	GS	MIN	FGM	FGA	Pct.	3PM	3PA	Pct.	FTM	FTA	Pct.	OR	DR	REB	Avg.	AST	PF	TO	BS	ST	PTS	Avg.
Ronald Dupree	18	16	660	125	267	.468	15	48	.313	92	133	.692	24	96	120	6.7	67	53	59	9	28	357	19.8
D.J. White	6	5	188	46	82	.561	0	0	.000	18	21	.857	15	28	43	7.2	7	17	10	9	4	110	18.3
Gary Forbes	30	26	957	202	395	.511	22	65	.338	115	156	.737	47	123	170	5.7	121	85	94	13	34	541	18.0
Herbert Hill	5	4	177	43	75	.573	0	0	.000	2	6	.333	14	34	48	9.6	7	15	15	17	2	88	17.6
Kyle Weaver	2	2	89	14	27	.519	1	6	.167	5	6	.833	5	10	15	7.5	18	5	7	4	6	34	17.0
Ryan Humphrey	36	25	1010	217	428	.507	0	2	.000	132	205	.644	90	174	264	7.3	49	95	119	35	29	566	15.7
Derrick Dial	47	13	1389	236	515	.458	64	185	.346	87	131	.664	55	187	242	5.1	173	118	70	30	33	623	13.3
Keith Clark	49	29	1350	233	466	.500	20	87	.230	104	167	.623	85	249	334	6.8	71	167	87	42	40	590	12.0
Chris Richard	20	20	624	103	194	.531	0	0	.000	33	52	.635	51	114	165	8.3	33	64	44	10	13	239	12.0
Moses Ehambe	50	4	945	177	431	.411	103	248	.415	47	56	.839	12	73	85	1.7	39	54	40	2	21	504	10.1
Shaun Livingston	11	10	323	45	110	.409	0	5	.000	14	17	.824	6	33	39	3.5	66	26	32	6	7	104	9.5
Jeremy Kelly	47	36	1317	153	375	.408	45	126	.357	92	124	.742	18	113	131	2.8	184	152	126	10	51	443	9.4
Gary Ervin	25	0	454	71	151	.470	4	19	.211	54	70	.771	20	41	61	2.4	75	41	29	2	23	200	8.0
Steven Hill	7	5	146	20	36	.556	0	0	.000	13	25	.520	15	26	41	5.9	2	21	10	16	2	53	7.6
Chris Ellis	20	6	374	43	114	.377	0	1	.000	48	59	.814	47	56	103	5.2	21	61	36	8	12	134	6.7
Yemi Ogunoye	49	48	1877	128	309	.414	15	41	.366	48	80	.600	69	140	209	4.3	85	110	61	28	74	319	6.5
Terrell Everett	2	1	39	3	16	.188	0	0	.000	3	3	1.000	0	3	3	1.5	4	6	5	1	1	9	4.5
Antoine Jordan	2	0	36	4	8	.500	1	2	.500	0	0	.000	0	1	1	0.5	4	4	2	0	0	9	4.5
Marcus Hill	5	0	36	8	14	.571	2	4	.500	0	0	.000	2	2	4	0.8	1	6	3	1	1	18	3.6
Adam Liberty	16	0	188	16	51	.314	0	4	.000	9	19	.474	3	16	19	1.2	29	29	18	1	8	41	2.6
<b>Totals:</b>	50		12175	1887	4064	.464	292	843	.346	916	1330	.689	578	1519	2097	41.9	1056	1129	867	244	389	4982	99.6
<b>Opponents:</b>	50		12175	1944	4170	.466	285	863	.330	1073	1447	.742	661	1597	2258	45.2	1038	1067	758	220	439	5246	104.9



# YEAR-BY-YEAR STATISTICS

## 2007-08 Regular Season Statistics (26-24)

Player	G	GS	MIN	FGM	FGA	Pct.	3PM	3PA	Pct.	FTM	FTA	Pct.	OR	DR	REB	Avg.	AST	PF	TO	BS	ST	PTS	Avg.
Ramon Sessions	24	17	870	166	357	.465	4	12	.333	170	219	.776	51	106	157	6.5	183	45	84	2	38	506	21.1
David Noel	17	14	680	138	263	.525	46	94	.489	32	60	.533	20	82	102	6.0	66	52	43	14	25	354	20.8
Ronald Dupree	9	3	303	76	129	.589	5	10	.500	18	29	.621	13	44	57	6.3	21	31	28	4	10	175	19.4
Nick Fazekas	28	24	858	224	405	.553	3	17	.176	85	110	.773	81	197	278	9.9	47	62	67	21	28	536	19.1
Maurice Ager	8	5	269	47	117	.402	16	37	.432	29	48	.604	1	14	15	1.9	15	19	15	0	6	139	17.4
Adam Harrington	40	35	1331	234	534	.438	80	188	.426	109	136	.801	19	94	113	2.8	135	103	76	6	41	657	16.4
Mike Hall	48	43	1791	259	627	.413	71	206	.345	165	193	.855	128	226	354	7.4	147	97	84	14	52	754	15.7
Derrick Dial	4	2	109	21	45	.467	7	17	.412	8	10	.800	6	15	21	5.3	6	11	6	1	5	57	14.3
Glen McGowan	17	10	399	72	141	.511	1	3	.333	65	78	.833	31	55	86	5.1	19	40	29	1	9	210	12.4
Jason Fontenet	45	19	1094	146	317	.461	36	80	.450	75	85	.882	10	87	97	2.2	193	70	81	0	33	403	9.0
Russell Carter	7	5	163	25	56	.446	2	9	.222	10	12	.833	17	18	35	5.0	15	18	6	0	5	62	8.9
Dwight Brewington	20	0	320	61	120	.508	6	17	.353	26	33	.788	29	37	66	3.3	22	32	25	6	6	154	7.7
Jeremy Kelly	47	22	1264	137	327	.419	18	76	.237	64	94	.681	37	107	144	3.1	180	177	94	12	59	356	7.6
Scott Merritt	46	18	791	129	256	.504	0	4	.000	62	81	.765	65	99	164	3.6	21	116	52	22	17	320	7.0
Keith Closs	49	12	936	12	207	.604	2	4	.500	61	90	.678	71	158	229	4.7	36	78	53	137	12	313	6.4
Chris Ellis	48	21	804	93	195	.477	0	0	.000	72	108	.667	79	134	213	4.4	26	146	56	35	17	258	5.4
Mustafa Al-Sayyad	6	0	44	8	12	.667	1	2	.500	8	12	.667	2	3	5	0.8	4	2	7	0	0	25	4.2
Dwight Jones	9	0	66	10	20	.500	0	2	.000	1	2	.500	4	3	7	0.8	4	8	4	0	4	21	2.3
Freddy Robinson	6	0	14	3	8	.375	0	1	.000	3	3	1.000	0	4	4	0.7	0	1	1	0	1	9	1.5
<b>Totals:</b>	50		12100	1974	4136	.477	298	779	.383	1063	1403	.758	664	1483	2147	42.9	1140	1108	811	275	368	5309	106.2
<b>Opponents:</b>	50		12095	1962	4116	.477	384	1011	.380	1015	1339	.758	618	1472	2090	41.8	1111	1123	815	181	416	5323	106.5

## 2006-07 Regular-Season Statistics (21-29)

Player	G	GS	MIN	FGM	FGA	Pct.	3PM	3PA	Pct.	FTM	FTA	Pct.	OR	DR	REB	Avg.	AST	PF	TO	BS	ST	PTS	Avg.
Desmon Farmer	32	20	1051	220	478	.460	73	208	.351	124	181	.685	33	92	125	3.9	86	66	63	6	33	637	19.9
Denham Brown	42	23	1340	309	665	.465	33	76	.434	131	167	.784	78	150	228	5.4	76	76	94	8	44	782	18.6
Marcus Vinicius	13	6	430	84	175	.480	26	70	.371	24	31	.774	11	76	87	6.7	31	24	31	3	16	218	16.8
Cheyne Gadson	22	16	755	138	301	.458	19	51	.373	63	83	.759	10	64	74	3.4	91	56	58	1	13	358	16.3
Alan Anderson	26	8	749	152	279	.545	19	42	.452	87	100	.870	47	53	100	3.8	69	77	80	0	27	410	15.8
Mike Hall	32	27	1180	196	398	.492	55	149	.369	55	65	.846	110	162	272	8.5	60	76	37	4	39	502	15.7
Will Conroy	42	41	1639	212	485	.437	46	133	.346	161	222	.725	49	166	215	5.1	447	91	172	1	54	631	15.0
John Edwards	5	2	113	26	43	.605	0	0	.000	13	16	.813	3	10	13	2.6	3	20	17	2	2	65	13.0
Jeff Varem	6	1	179	30	63	.476	7	17	.412	11	18	.611	20	28	48	8.0	18	10	13	4	10	78	13.0
Damir Markota	10	6	282	39	85	.459	12	31	.387	14	18	.778	7	41	48	4.8	18	15	25	6	7	104	10.4
Mustafa Al-Sayyad	13	5	244	40	69	.580	0	0	.000	27	50	.540	24	34	58	4.5	4	45	25	10	5	107	8.2
Jean Felix	50	29	1138	128	330	.388	62	172	.360	64	82	.780	60	163	223	4.5	67	124	54	10	59	382	7.6
Jason Fontenet	2	0	73	5	14	.357	1	2	.500	4	4	1.000	3	6	9	4.5	4	6	6	0	2	15	7.5
Frans Steyn	49	19	832	114	201	.567	0	1	.000	70	141	.496	75	122	197	4.0	5	185	71	34	12	298	6.1
Chris Ellis	7	7	145	15	33	.455	0	0	.000	11	12	.917	10	24	34	4.9	3	31	13	7	2	41	5.9
Marcus Taylor	22	5	330	52	112	.464	3	15	.200	13	14	.929	12	9	21	1.0	20	22	22	0	8	120	5.5
Morro Dos Santos	7	4	136	15	35	.429	0	0	.000	4	4	1.000	6	20	26	3.7	6	22	8	6	5	34	4.9
Cezary Trybanski	48	28	1101	90	162	.556	0	1	.000	54	67	.806	86	144	230	4.8	25	125	44	121	9	234	4.9
Jeremy Kelly	22	3	322	32	78	.410	10	34	.294	7	11	.636	5	27	32	1.5	64	53	18	1	16	81	3.7
Adam Spanich	11	0	99	7	28	.250	5	15	.333	3	3	1.000	2	6	8	0.7	7	9	7	1	0	22	2.0
J.J. Sullinger	2	0	13	1	3	.333	0	2	.000	0	0	.000	0	1	1	0.5	1	2	2	0	0	2	1.0
Scott Merritt	1	0	13	0	2	.000	0	0	.000	0	0	.000	0	1	1	1.0	0	1	1	2	1	0	0.0
<b>Totals:</b>	50		12165	1905	4039	.472	371	1019	.364	940	1289	.729	651	1399	2050	41.0	1105	1136	861	227	364	5121	102.4
<b>Opponents:</b>	50		12163	2015	4131	.488	303	793	.382	910	1238	.735	711	1479	2190	43.8	1156	1149	853	214	392	5243	104.9



# YEAR-BY-YEAR STATISTICS



## 2005-06 Regular-Season Statistics (23-23)

Player	G	GS	MIN	FGM	FGA	Pct.	3PM	3PA	Pct.	FTM	FTA	Pct.	OR	DR	REB	Avg.	AST	PF	TO	BS	ST	PTS	Avg.
John Lucas	33	33	1157	219	436	.502	61	137	.445	58	74	.784	29	74	103	3.1	128	73	45	2	50	557	16.9
Desmon Farmer	46	29	1514	266	581	.458	111	256	.434	123	176	.699	29	136	165	3.6	96	120	78	4	42	766	16.7
Brandon Bass	1	0	25	7	13	.538	0	0	.000	2	4	.500	4	1	5	5.0	0	1	1	2	0	16	16.0
Sean Banks	11	5	252	53	114	.465	10	30	.333	34	46	.739	14	22	36	3.3	11	19	30	2	4	150	13.6
Bernard King	33	21	1038	161	335	.481	18	69	.261	101	124	.815	44	83	127	3.8	149	128	89	6	26	441	13.4
Will Conroy	45	26	1424	213	433	.492	31	84	.369	131	202	.649	48	150	198	4.4	305	95	149	2	68	588	13.1
Ersan Ilyasova	44	19	1243	207	516	.401	67	191	.351	67	94	.713	57	243	300	6.8	45	146	88	43	26	548	12.5
Torrye Braggs	13	8	380	44	99	.444	0	1	.000	59	78	.756	28	64	92	7.1	34	54	50	3	13	147	11.3
Tang Hamilton	5	3	130	23	50	.460	2	2	1.000	8	10	.800	11	25	36	7.2	5	10	8	1	1	56	11.2
Eddie Basden	14	8	358	63	130	.485	7	23	.304	14	30	.467	18	45	63	4.5	39	23	30	1	34	147	10.5
Otis George	45	33	1113	173	341	.507	0	0	.000	110	163	.675	107	169	276	6.1	33	171	70	17	35	456	10.1
Tony Kitchings	14	5	295	55	96	.573	0	0	.000	20	39	.513	21	64	85	6.1	18	35	33	13	6	130	9.3
Shawson Johnson	25	6	442	67	104	.644	0	0	.000	44	77	.571	39	57	96	3.8	25	77	51	16	5	178	7.1
Quemont Greer	11	0	92	21	43	.488	0	2	.000	14	18	.778	9	12	21	1.9	3	15	5	2	5	56	5.1
Marcus Taylor	8	0	58	16	29	.552	0	3	.000	1	1	1.000	3	1	4	0.5	6	7	5	0	0	33	4.1
Cezary Trybanski	43	15	708	56	101	.554	0	0	.000	48	68	.706	60	86	146	3.4	20	96	47	87	16	160	3.7
Marcus Hill	14	0	168	17	50	.340	4	14	.286	1	2	.500	8	18	26	1.9	15	21	7	3	5	39	2.8
Seamus Boxley	36	13	424	39	90	.433	0	4	.000	17	27	.630	21	40	61	1.7	20	24	18	3	13	95	2.6
Cedric Suitt	7	6	126	7	13	.538	0	0	.000	3	7	.429	11	16	27	3.9	1	21	15	10	4	17	2.4
Ronald Blackshear	3	0	25	2	10	.200	1	5	.200	0	0	.000	1	1	2	0.7	0	3	0	0	1	5	1.7
Anthony Wilkins	22	0	149	12	41	.293	2	15	.133	6	9	.667	0	20	20	0.9	16	8	9	0	3	32	1.5
<b>Totals:</b>	46		11117	1721	3625	.475	314	836	.376	861	1249	.689	562	1327	1889	41.1	969	1147	828	217	357	4617	100.4
<b>Opponents:</b>	46		11113	1701	3669	.464	207	581	.356	973	1363	.714	669	1390	2059	44.8	844	1114	818	156	349	4582	99.6

## All-Time Records vs. Opponents

	Regular Season						Playoffs						
	TOTALS		HOME		ROAD		TOTALS		HOME		ROAD		
	W	L	W	L	W	L	W	L	W	L	W	L	
<b>66ers vs.</b>													
Albuquerque	15	19	7	9	8	10	-	-	-	-	-	-	-
Anaheim	5	3	1	3	4	0	-	-	-	-	-	-	-
Arkansas	10	4	4	3	6	1	-	-	-	-	-	-	-
Austin	19	25	12	9	7	16	-	-	-	-	-	-	-
Bakersfield	6	8	3	3	3	5	-	-	-	-	-	-	-
Canton	0	1	0	1	0	0	-	-	-	-	-	-	-
Colorado	7	11	3	5	4	6	-	-	-	-	-	-	-
Dakota	11	7	8	1	3	6	-	-	-	-	-	-	-
Erie	4	4	2	2	2	2	-	-	-	-	-	-	-
Fayetteville	3	2	2	0	1	2	-	-	-	-	-	-	-
Florida	2	3	2	1	0	2	-	-	-	-	-	-	-
Fort Wayne	10	4	7	3	3	1	-	-	-	-	-	-	-
Fort Worth	6	8	4	3	2	5	-	-	-	-	-	-	-
Idaho	5	12	2	5	3	7	-	-	-	-	-	-	-
Iowa	8	7	7	4	1	3	2	3	0	2	2	1	
Los Angeles	5	5	2	1	3	4	-	-	-	-	-	-	-
Maine	2	5	2	1	0	4	-	-	-	-	-	-	-
Reno	4	7	2	2	2	5	-	-	-	-	-	-	-
Rio Grande Valley	10	17	6	9	4	8	0	2	0	1	0	1	
Roanoke	2	3	1	2	1	1	-	-	-	-	-	-	-
Sioux Falls	14	9	8	4	6	5	2	1	1	0	1	1	
Springfield	8	0	4	0	4	0	-	-	-	-	-	-	-
Texas	8	7	4	3	4	4	2	0	1	0	1	0	
Utah	4	12	2	5	2	4	-	-	-	-	-	-	-



# YEAR-BY-YEAR RESULTS

## 2011-12 Game-by-Game Results (23-27)

Date	Opponent	W/L	Score	W/L Margin
11/25	at Idaho	W	89-76	+13
11/26	at Idaho	W	97-85	+12
11/30	at Texas	W	97-84	+13
12/2	at Austin	L	83-96	-13
12/3	Austin	W	109-96	+13
12/7	at Austin	L	80-94	-14
12/9	at Dakota	W	98-88	+10
12/11	at Dakota	L	80-93	-13
12/16	Reno	L	88-105	-17
12/17	Springfield	W	87-76	+11
12/23	at Erie	W	85-83	+2
12/29	Idaho	L	77-95	-18
12/30	at Texas	L	87-96	-9
1/5	Texas	W	107-86	+21
1/7	Maine	W	108-83	+25
1/8	Austin	L	90-91	-1
1/10	Texas	L	86-94	-8
1/12	at Fort Wayne	W	111-92	+19
1/13	at Dakota	L	109-113 (2OT)	-4
1/15	at Iowa	L	96-97	-1
1/16	Canton	L	103-110 (OT)	-7
1/18	at Texas	L	103-108	-5
1/21	at Iowa	W	98-91	+7
1/2	Dakota	W	89-78	+11
1/27	Fort Wayne	W	87-81	+6

Date	Opponent	W/L	Score	W/L Margin
1/28	Fort Wayne	L	82-94	-12
2/2	Reno	W	85-79	+6
2/4	Texas	W	96-81	+15
2/5	Texas	L	78-94	-16
2/8	at Los Angeles	L	98-110	-12
2/10	at Bakersfield	L	86-102	-16
2/11	at Bakersfield	L	96-107	-11
2/14	Idaho	L	92-100	-8
2/17	at Sioux Falls	W	119-114 (OT)	+5
2/19	at Sioux Falls	L	96-100	-4
2/21	Maine	L	84-86	-2
2/22	at Austin	L	87-114	-27
3/2	Rio Grande Valley	L	94-99	-5
3/3	Rio Grande Valley	W	109-100	+9
3/7	Idaho	W	94-87	+7
3/11	at Fort Wayne	W	91-89	+2
3/16	Springfield	W	106-97	+9
3/17	Springfield	W	97-88	+9
3/23	Iowa	L	95-101 (OT)	-6
3/24	Iowa	W	100-87	+13
3/27	Bakersfield	L	102-108	-6
3/30	at Rio Grande Valley	L	93-94	-1
3/31	at Rio Grande Valley	W	101-83	+18
4/6	at Maine	L	99-100	-1
4/7	at Maine	L	82-84	-2

## 2010-11 Game-by-Game Results (33-17)

Date	Opponent	W/L	Score	W/L Margin
11/19	at Bakersfield	L	101-104	-3
11/20	at Bakersfield	W	108-93	+15
11/26	Iowa	L	111-123	-12
11/27	Iowa	W	116-108	+8
12/2	Austin	W	94-83	+11
12/4	at Texas	L	99-110	-11
12/5	Rio Grande Valley	L	105-117	-12
12/10	at Sioux Falls	W	120-102	+18
12/11	at Sioux Falls	W	121-98	+23
12/14	at Texas	W	130-116	+14
12/16	Fort Wayne	W	100-93 (OT)	+7
12/17	Fort Wayne	L	80-92	-12
12/19	Iowa	W	109-104	+5
12/26	at Idaho	W	102-88	+14
12/28	at Reno	L	91-98	-7
12/30	at Austin	W	107-93	+14
1/1	at Texas	W	99-94	+5
1/2	at Austin	W	110-91	+19
1/5	Fort Wayne	W	115-86	+29
1/7	Fort Wayne	W	119-106	+13
1/8	at Texas	W	96-95 (OT)	+1
1/10	Sioux Falls	W	103-83	+20
1/12	at Dakota	W	96-92	+4
1/14	at New Mexico	W	113-107	+6
1/15	at New Mexico	W	100-95	+5
1/20	Reno	W	112-107 (OT)	+5
1/22	Texas	W	112-96	+6
1/27	at Springfield	W	107-101	+6

Date	Opponent	W/L	Score	W/L Margin
1/28	at Springfield	W	118-98	+20
1/30	at Maine	L	106-109	-3
2/4	Utah	W	100-96	+4
2/5	at Texas	L	110-94	-16
2/11	Utah	L	88-96	-12
2/12	Utah	L	95-113	-18
2/24	Erie	W	117-115	+2
2/26	Texas	W	94-86	+8
2/27	Sioux Falls	W	100-98	+2
3/4	at Erie	W	103-97	+6
3/5	at Erie	L	96-98	-2
3/11	Sioux Falls	L	76-91	-15
3/12	Sioux Falls	W	100-95	+5
3/14	at Utah	L	103-110	-7
3/16	at Idaho	L	85-94	-9
3/18	at New Mexico	W	107-91	+16
3/19	at New Mexico	L	86-99	-13
3/22	Austin	W	97-94	+3
3/25	Texas	L	85-105	-20
3/26	Rio Grande Valley	L	94-100	-6
4/1	Dakota	W	97-82	+15
4/2	Dakota	W	118-84	+34

### Playoffs

4/6	at Texas	W	94-83	+11
4/8	Texas	W	104-89	+15
4/15	Iowa	L	96-103	-7
4/18	at Iowa	L	94-107	-13

# YEAR-BY-YEAR RESULTS



## 2009-10 Game-by-Game Results (27-23)

Date	Opponent	W/L	Score	W/L Margin
11/27	.. Utah	L	85-100	-15
11/28	.. Utah	W	98-87	+11
12/1	... at Austin	L	79-97	-18
12/2	... at Austin	W	92-90	+2
12/4	... at Rio Grande Valley	L	100-104	-4
12/5	... Rio Grande Valley	L	89-94	-5
12/10	.. at Springfield	W	90-74	+16
12/12	.. at Springfield	W	98-91	+7
12/13	.. at Maine	L	82-87	-5
12/18	.. Rio Grande Valley	W	108-90	+18
12/19	.. Rio Grande Valley	W	94-89 (OT)	+5
12/26	.. at Reno	L	87-102	-15
12/27	.. at Reno	W	100-95	+5
1/2	... Sioux Falls	W	126-110	+16
1/3	... Sioux Falls	W	113-98	+15
1/5	... at Utah	W	99-96	+3
1/7	... Albuquerque	L	97-101	-4
1/14	... Austin	W	103-95	+8
1/16	... Erie	L	91-97	-6
1/17	... Erie	L	97-102	-5
1/22	... at Sioux Falls	W	121-119 (OT)	+2
1/23	... at Sioux Falls	L	90-98	-8
1/28	... Iowa	L	104-107	-3
1/29	... Iowa	W	111-87	+24
1/31	... Sioux Falls	L	106-113	-7
2/3	... at Utah	L	103-111	-8
2/5	... at Utah	W	103-96	+7
2/6	... at Bakersfield	L	111-112 (OT)	-1
2/8	... at Los Angeles	W	101-100	+1
2/10	... at Los Angeles	W	102-90	+12

Date	Opponent	W/L	Score	W/L Margin
2/18	... Maine	W	113-107	+6
2/25	... Springfield	W	107-101	+6
2/27	... at Reno	W	96-94	+2
2/28	... at Reno	L	101-113	-12
3/2	... at Austin	L	87-95	-8
3/4	... Austin	W	100-88	+12
3/5	... Dakota	W	106-96 (2OT)	+10
3/7	... Fort Wayne	W	98-94	+4
3/8	... Fort Wayne	W	101-77	+24
3/13	... at Rio Grande Valley	L	103-126	-23
3/14	... at Rio Grande Valley	L	101-106	-5
3/19	... at Idaho	L	113-124	-11
3/20	... at Idaho	L	95-110	-15
3/25	... Bakersfield	L	109-120	-11
3/26	... Albuquerque	W	106-86	+20
3/28	... Albuquerque	W	100-84	+16
3/31	... at Austin	W	109-104	+5
4/2	... Iowa	W	125-87	+38
4/3	... Iowa	L	93-105	-12
4/4	... at Reno	L	88-105	-17

### Playoffs

4/8	... Sioux Falls	W	119-109	+10
4/9	... at Sioux Falls	L	99-106	-7
4/11	... at Sioux Falls	W	111-101	+10
4/16	... Iowa	L	102-107	-5
4/18	... at Iowa	W	117-106	+11
4/20	... at Iowa	W	127-122	+5
4/25	... Rio Grande Valley	L	107-124	-17
4/27	... at Rio Grande Valley	L	91-94	-3

## 2008-09 Game-by-Game Results (15-35)

Date	Opponent	W/L	Score	W/L Margin
11/28	... at Rio Grande Valley	L	82-83	-1
11/29	... at Austin	L	91-105	-14
12/5	... Albuquerque	L	93-102	-9
12/7	... at Los Angeles	W	101-97	+4
12/9	... at Anaheim	W	97-94	+3
12/11	... at Bakersfield	L	98-107	-9
12/13	... at Sioux Falls	L	91-99	-8
12/14	... at Dakota	L	94-114	-20
12/18	... Rio Grande Valley	L	80-89	-9
12/20	... Colorado	W	111-104	+7
12/23	... at Colorado	L	95-99	-3
12/26	... at Austin	L	78-89	-11
12/28	... Colorado	L	125-128	-3
12/30	... Utah	L	82-98	-16
1/2	... at Colorado	W	115-108	+7
1/4	... at Reno	L	103-112	-9
1/6	... Erie	W	94-85	+9
1/8	... at Idaho	L	68-82	-14
1/16	... Rio Grande Valley	L	100-104	-4
1/18	... Anaheim	L	97-100	-3
1/21	... at Rio Grande Valley	W	113-103	+10
1/23	... at Utah	L	95-105	-10
1/27	... at Iowa	L	78-91	-13
1/30	... Austin	L	91-111	-20
1/31	... Austin	L	88-102	-14

Date	Opponent	W/L	Score	W/L Margin
2/5	... Reno	L	93-100	-7
2/7	... Idaho	W	110-106	+4
2/8	... Sioux Falls	L	102-111	-9
2/11	... at Colorado	L	128-138	-10
2/20	... Albuquerque	L	110-113	-3
2/21	... Albuquerque	L	114-120	-6
2/27	... Fort Wayne	L	116-123	-7
2/28	... Austin	L	83-89	-6
3/5	... at Erie	L	92-108	-16
3/7	... Rio Grande Valley	L	96-99	-3
3/8	... Rio Grande Valley	L	101-124	-23
3/12	... Iowa	W	108-107	+1
3/13	... Austin	L	109-111	-2
3/15	... at Albuquerque	W	100-97	+3
3/17	... at Albuquerque	L	93-101	-8
3/18	... at Colorado	L	103-116	-13
3/21	... Los Angeles	W	98-97	+1
3/22	... Dakota	W	112-102	+10
3/27	... at Rio Grande Valley	W	112-110	+2
3/29	... Bakersfield	W	98-91	+7
4/1	... at Austin	L	119-131	-12
4/3	... Colorado	W	121-119	+2
4/5	... at Fort Wayne	L	86-105	-19
4/10	... at Albuquerque	L	115-119	-4
4/11	... at Albuquerque	W	104-98	+6



# YEAR-BY-YEAR RESULTS

## 2007-08 Game-by-Game Results (26-24)

Date	Opponent	W/L	Score	W/L Margin
11/23	at Fort Wayne	W	88-80	+8
11/24	at Sioux Falls	W	117-109	+8
11/30	Colorado	L	100-104	-4
12/2	Rio Grande Valley	L	103-107	-4
12/8	at Austin	L	105-109	-4
12/9	at Rio Grande Valley	L	99-106	-7
12/15	Iowa	W	113-81	+32
12/19	Fort Wayne	W	122-92	+30
12/21	at Dakota	L	108-131	-23
12/23	at Iowa	L	113-118	-5
12/27	at Austin	L	79-90	-11
12/28	at Austin	L	87-113	-26
12/30	Austin	L	98-103	-5
1/4	at Idaho	L	92-101	-9
1/5	at Utah	W	111-103	-8
1/9	at Bakersfield	W	125-115	+10
1/10	at Colorado	W	112-110 (OT)	+2
1/12	Rio Grande Valley	W	117-92	+25
1/16	at Albuquerque	W	94-79	+15
1/17	Colorado	L	92-121	-29
1/19	Anaheim	W	94-93	+1
1/24	Dakota	W	110-100	+10
1/26	Austin	W	114-107	+7
1/27	Austin	W	120-119	+1
2/1	Rio Grande Valley	W	113-100	+3

Date	Opponent	W/L	Score	W/L Margin
2/2	Austin	W	117-105	+12
2/8	Albuquerque	L	108-124	-16
2/9	Albuquerque	W	113-104	+9
2/14	Los Angeles	L	99-113	-14
2/19	at Los Angeles	L	100-104	-4
2/20	at Anaheim	W	132-131	+1
2/22	Utah	L	99-119	-20
2/24	Bakersfield	W	117-88	+29
2/28	at Albuquerque	W	112-103	+9
3/1	at Colorado	W	119-116 (OT)	+3
3/7	Albuquerque	L	98-110	-12
3/8	Sioux Falls	W	107-104	+3
3/13	Colorado	W	111-102	+9
3/14	Rio Grande Valley	W	123-117 (OT)	+6
3/20	at Albuquerque	L	104-119	-15
3/21	at Albuquerque	L	108-114	-6
3/24	at Rio Grande Valley	L	94-109	-15
3/25	at Rio Grande Valley	W	98-93	+5
3/29	at Colorado	W	122-121	+1
3/30	at Colorado	L	83-107	-24
4/3	Colorado	L	81-86	-5
4/5	Albuquerque	L	112-118	-6
4/6	Idaho	L	117-123	-6
4/11	at Rio Grande Valley	L	95-101	-6
4/12	at Austin	W	114-109	+5

## 2006-07 Game-by-Game Results (21-29)

Date	Opponent	W/L	Score	W/L Margin
11/24	Arkansas	L	95-98	-3
11/25	Arkansas	W	115-111(OT)	+4
12/1	Dakota	W	105-100	+5
12/2	Dakota	L	81-105	-24
12/6	Austin	W	88-84	+4
12/8	at Los Angeles	L	77-90	-23
12/9	at Bakersfield	W	113-95	+18
12/12	at Anaheim	W	105-98	+7
12/15	at Fort Worth	L	91-97	-6
12/16	Fort Worth	L	100-110	-10
12/19	Bakersfield	W	120-117(OT)	+3
12/22	Bakersfield	L	106-116	-10
12/23	Anaheim	L	78-88	-10
12/29	at Arkansas	W	103-98(OT)	+5
12/30	at Arkansas	W	110-106	+4
1/3	at Colorado	L	108-130	-22
1/5	Sioux Falls	L	112-123	-11
1/6	at Sioux Falls	W	119-115	+4
1/12	at Dakota	L	99-119	-20
1/13	Colorado	L	118-121(OT)	-3
1/16	at Albuquerque	W	100-97	+3
1/17	Anaheim	L	92-107	-15
1/19	at Austin	L	89-105	-16
1/20	at Austin	L	81-88	-7
1/26	Sioux Falls	W	98-90	+8

Date	Opponent	W/L	Score	W/L Margin
1/27	Sioux Falls	W	126-123(OT)	+3
2/2	at Colorado	L	104-113	-9
2/3	at Dakota	W	112-105	+7
2/6	Idaho	L	84-91	-7
2/9	Idaho	L	96-101	-5
2/10	Albuquerque	L	101-120	-19
2/13	at Anaheim	W	108-97	+11
2/15	at Los Angeles	L	106-114	-8
2/22	at Idaho	L	124-127(OT)	-3
3/4	at Fort Worth	L	95-110	-15
3/7	Los Angeles	W	103-96	+7
3/9	Austin	W	125-93	+32
3/10	Arkansas	W	110-96	+14
3/13	at Fort Worth	L	81-92	-11
3/18	at Dakota	L	99-110	-11
3/23	at Sioux Falls	L	105-115	-10
3/24	at Sioux Falls	L	104-123	-19
3/28	Albuquerque	W	112-107(OT)	+5
3/30	Fort Worth	W	123-99	+24
3/31	Fort Worth	L	99-100	-1
4/1	Dakota	W	115-107(OT)	+8
4/6	Austin	L	97-99	-2
4/7	at Arkansas	L	115-118	-3
4/10	at Austin	W	97-76	+21
4/13	at Idaho	L	77-103	-26

# YEAR-BY-YEAR RESULTS



## 2005-06 Game-by-Game Results (23-23)

Date	Opponent	W/L	Score	W/L Margin
11/18...	Albuquerque	L.....	68-80.....	-12
11/19...	Albuquerque	W.....	102-99.....	+3
11/23...	at Fort Worth	L.....	80-81.....	-1
11/25...	at Albuquerque	L.....	88-98.....	-10
11/27...	at Albuquerque	L.....	82-93.....	-11
12/1.....	Fayetteville	W.....	91-84.....	+7
12/3.....	Fayetteville	W.....	91-85.....	+6
12/10...	Roanoke	L.....	102-107.....	-5
12/18...	at Albuquerque	L.....	90-104.....	-14
12/22...	at Arkansas	W.....	107-96.....	+11
12/27...	at Fort Worth	W.....	87-85.....	+2
12/28...	at Austin	L.....	107-114.....	-7
12/30...	at Austin	L.....	103-105.....	-2
12/31...	Arkansas	W.....	104-88.....	+16
1/6.....	Arkansas	W.....	105-103(OT).....	+2
1/7.....	Arkansas	L.....	98-100.....	-2
1/13.....	at Arkansas	W.....	102-97.....	+5
1/15.....	at Albuquerque	L.....	83-105.....	-22
1/16.....	Fort Worth	W.....	100-89.....	+11
1/18.....	at Florida	L.....	99-106.....	-7
1/19.....	at Florida	L.....	108-114.....	-6
1/28.....	Florida	L.....	93-102.....	-9
1/29.....	Florida	W.....	92-73.....	+19

Date	Opponent	W/L	Score	W/L Margin
2/2.....	Arkansas	L.....	109-112(OT).....	-3
2/3.....	at Arkansas	W.....	118-115.....	+3
2/10.....	Austin	L.....	87-97.....	-10
2/11.....	Fort Worth	W.....	102-99(OT).....	+3
2/15.....	Roanoke	L.....	121-128.....	-7
2/18.....	Austin	L.....	98-100.....	-2
2/25.....	at Austin	L.....	81-98.....	-17
2/26.....	at Austin	W.....	109-102.....	+7
3/3.....	Fort Worth	L.....	90-99.....	-9
3/4.....	Austin	W.....	120-103.....	+17
3/9.....	Roanoke	W.....	139-108.....	+31
3/11.....	at Fort Worth	L.....	69-96.....	-27
3/12.....	at Fort Worth	W.....	96-85.....	+11
3/17.....	at Fayetteville	L.....	110-120.....	-10
3/19.....	at Fayetteville	L.....	102-106.....	-4
3/21.....	at Fayetteville	W.....	120-106.....	+14
3/28.....	Austin	W.....	110-105.....	+5
3/30.....	at Arkansas	W.....	123-105.....	+18
4/1.....	at Roanoke	W.....	124-105.....	+19
4/2.....	at Roanoke	L.....	91-100.....	-9
4/5.....	Florida	W.....	99-95.....	+4
4/7.....	Albuquerque	W.....	119-104.....	+15
4/8.....	Fort Worth	W.....	98-86.....	+12



# ALL-TIME ROSTER

**WINK ADAMS** **G** **6-0** **200** **UNLV**

YEAR	G	GS	MIN	FGM	FGA	Pct.	FTM	FTA	Pct.	3PM	3PA	Pct.	PTS	Avg.	OR	DR	REB	Avg.	AST	PF	TO	BS	ST
09-10	9	2	202	20	50	0.400	1	2	0.500	1	10	0.100	42	4.7	3	25	28	3.1	27	16	14	0	15

**MAURICE AGER** **G** **6-5** **202** **MICHIGAN STATE**

\*2007-08 NBA Assignment from Dallas Mavericks

YEAR	G	GS	MIN	FGM	FGA	Pct.	FTM	FTA	Pct.	3PM	3PA	Pct.	PTS	Avg.	OR	DR	REB	Avg.	AST	PF	TO	BS	ST
06-07	8	5	269	47	117	0.402	29	48	0.604	16	37	0.432	139	17.4	1	14	15	1.9	15	19	15	0	6

**COLE ALDRICH** **C** **6-11** **245** **KANSAS**

YEAR	G	GS	MIN	FGM	FGA	Pct.	FTM	FTA	Pct.	3PM	3PA	Pct.	PTS	Avg.	OR	DR	REB	Avg.	AST	PF	TO	BS	ST
10-11	21	21	615	86	158	0.544	45	56	0.804	0	0	-	217	10.3	54	127	181	8.6	27	82	37	55	10

**XAVIER ALEXANDER** **G** **6-6** **225** **SOUTHERN NAZARENE**

YEAR	G	GS	MIN	FGM	FGA	Pct.	FTM	FTA	Pct.	3PM	3PA	Pct.	PTS	Avg.	OR	DR	REB	Avg.	AST	PF	TO	BS	ST
11-12	42	9	918	103	250	0.412	48	104	0.462	10	39	0.256	264	6.3	55	84	139	6.3	75	98	59	15	36

**MUSTAFA AL-SAYYAD** **F** **6-9** **235** **FRESNO STATE**

YEAR	G	GS	MIN	FGM	FGA	Pct.	FTM	FTA	Pct.	3PM	3PA	Pct.	PTS	Avg.	OR	DR	REB	Avg.	AST	PF	TO	BS	ST
06-07	13	5	253	40	70	0.571	27	50	0.540	0	0	0.000	107	8.2	24	34	58	4.5	4	45	25	10	6
07-08	6	0	42	8	12	0.667	8	12	0.667	1	2	0.500	25	4.2	3	2	5	0.8	4	2	7	0	0

**ALAN ANDERSON** **G** **6-6** **223** **MICHIGAN STATE**

\*2006-07 NBA Call-Up to Charlotte Bobcats

YEAR	G	GS	MIN	FGM	FGA	Pct.	FTM	FTA	Pct.	3PM	3PA	Pct.	PTS	Avg.	OR	DR	REB	Avg.	AST	PF	TO	BS	ST
06-07	26	8	748	152	279	0.545	87	100	0.870	19	42	0.452	410	15.8	47	53	100	3.8	69	77	80	0	26

**SEAN BANKS** **F** **6-8** **210** **MEMPHIS**

\*2005-06 NBA Assignment from New Orleans Hornets

YEAR	G	GS	MIN	FGM	FGA	Pct.	FTM	FTA	Pct.	3PM	3PA	Pct.	PTS	Avg.	OR	DR	REB	Avg.	AST	PF	TO	BS	ST
05-06	12	5	269	54	117	0.462	34	46	0.739	10	32	0.313	152	12.7	15	24	39	3.3	12	20	32	2	5

**BRIAN BARKDOLL** **C** **6-11** **255** **NORTHWEST NAZARENE**

YEAR	G	GS	MIN	FGM	FGA	Pct.	FTM	FTA	Pct.	3PM	3PA	Pct.	PTS	Avg.	OR	DR	REB	Avg.	AST	PF	TO	BS	ST
11-12	29	3	212	15	33	0.455	5	7	0.000	0	0	0.000	35	1.2	14	30	44	1.5	5	37	6	3	4

**EDDIE BASDEN** **G** **6-5** **216** **CHARLOTTE**

\*2005-06 NBA Assignment from Chicago Bulls

YEAR	G	GS	MIN	FGM	FGA	Pct.	FTM	FTA	Pct.	3PM	3PA	Pct.	PTS	Avg.	OR	DR	REB	Avg.	AST	PF	TO	BS	ST
05-06	14	8	356	63	130	0.485	14	30	0.467	7	23	0.304	147	10.5	18	45	63	4.5	39	23	30	1	34

**BRANDON BASS** **F** **6-8** **240** **LOUISIANA STATE**

\*2005-06 NBA Assignment from New Orleans Hornets

YEAR	G	GS	MIN	FGM	FGA	Pct.	FTM	FTA	Pct.	3PM	3PA	Pct.	PTS	Avg.	OR	DR	REB	Avg.	AST	PF	TO	BS	ST
05-06	1	0	26	7	13	0.538	2	4	0.500	0	0	0.000	16	16.0	4	1	5	5.0	0	1	1	2	0

**RONALD BLACKSHEAR** **G** **6-5** **210** **MARSHALL**

YEAR	G	GS	MIN	FGM	FGA	Pct.	FTM	FTA	Pct.	3PM	3PA	Pct.	PTS	Avg.	OR	DR	REB	Avg.	AST	PF	TO	BS	ST
05-06	3	0	25	2	10	0.200	0	0	0.000	1	5	0.200	5	1.7	1	1	2	0.7	0	3	0	0	1

**MATT BOULDIN** **G** **6-5** **230** **GONZAGA**

YEAR	G	GS	MIN	FGM	FGA	Pct.	FTM	FTA	Pct.	3PM	3PA	Pct.	PTS	Avg.	OR	DR	REB	Avg.	AST	PF	TO	BS	ST
10-11	9	1	199	22	58	0.379	19	25	0.760	4	15	0.267	67	7.4	6	17	23	2.6	28	26	12	4	8

# ALL-TIME ROSTER



**SEAMUS BOXLEY** F 6-7 225 PORTLAND STATE

YEAR	G	GS	MIN	FGM	FGA	Pct.	FTM	FTA	Pct.	3PM	3PA	Pct.	PTS	Avg.	OR	DR	REB	Avg.	AST	PF	TO	BS	ST
05-06	38	15	475	48	108	0.444	19	30	0.633	0	6	0.000	115	3.0	21	42	63	1.7	21	29	20	5	13

**TORRAYE BRAGGS** F 6-8 245 XAVIER

YEAR	G	GS	MIN	FGM	FGA	Pct.	FTM	FTA	Pct.	3PM	3PA	Pct.	PTS	Avg.	OR	DR	REB	Avg.	AST	PF	TO	BS	ST
05-06	14	8	400	47	106	0.443	64	85	0.753	0	1	0.000	158	11.3	29	64	93	6.6	35	58	55	3	14

**DWIGHT BREWINGTON** G 6-5 190 LIBERTY

YEAR	G	GS	MIN	FGM	FGA	Pct.	FTM	FTA	Pct.	3PM	3PA	Pct.	PTS	Avg.	OR	DR	REB	Avg.	AST	PF	TO	BS	ST
07-08	21	0	326	61	120	0.508	26	35	0.743	6	17	0.353	154	7.3	29	37	66	3.1	22	32	26	6	6

**BRANDON BROOKS** G 6-2 185 ALABAMA STATE

YEAR	G	GS	MIN	FGM	FGA	Pct.	FTM	FTA	Pct.	3PM	3PA	Pct.	PTS	Avg.	OR	DR	REB	Avg.	AST	PF	TO	BS	ST
10-11	33	4	521	55	121	0.455	19	21	0.905	8	29	0.276	137	4.2	12	40	52	1.6	99	36	44	7	18

**CECIL BROWN** G 6-4 185 UC SANTA BARBARA

YEAR	G	GS	MIN	FGM	FGA	Pct.	FTM	FTA	Pct.	3PM	3PA	Pct.	PTS	Avg.	OR	DR	REB	Avg.	AST	PF	TO	BS	ST
09-10	30	13	912	147	306	0.480	80	95	0.842	48	103	0.466	422	14.1	5	69	74	2.5	71	54	43	3	20

**DENHAM BROWN** G 6-5 215 CONNECTICUT

YEAR	G	GS	MIN	FGM	FGA	Pct.	FTM	FTA	Pct.	3PM	3PA	Pct.	PTS	Avg.	OR	DR	REB	Avg.	AST	PF	TO	BS	ST
06-07	42	24	1351	309	667	0.463	131	168	0.780	33	76	0.434	782	18.6	78	150	228	5.4	76	76	94	8	44

**DWIGHT BUYCKS** G 6-3 190 MARQUETTE

YEAR	G	GS	MIN	FGM	FGA	Pct.	FTM	FTA	Pct.	3PM	3PA	Pct.	PTS	Avg.	OR	DR	REB	Avg.	AST	PF	TO	BS	ST
11-12	28	2	751	165	332	0.497	68	88	0.773	26	74	0.351	424	15.1	23	53	76	2.7	74	41	59	1	35

**RUSSELL CARTER** G 6-4 220 NOTRE DAME

YEAR	G	GS	MIN	FGM	FGA	Pct.	FTM	FTA	Pct.	3PM	3PA	Pct.	PTS	Avg.	OR	DR	REB	Avg.	AST	PF	TO	BS	ST
07-08	6	5	160	25	55	0.455	10	12	0.833	2	9	0.222	62	10.3	16	17	33	5.5	15	18	6	0	5

**TWEETY CARTER** G 5-11 185 BAYLOR

YEAR	G	GS	MIN	FGM	FGA	Pct.	FTM	FTA	Pct.	3PM	3PA	Pct.	PTS	Avg.	OR	DR	REB	Avg.	AST	PF	TO	BS	ST
10-11	31	13	823	115	283	0.406	70	87	0.805	50	134	0.373	350	2.0	9	52	61	2.0	120	60	58	0	23

**KEITH CLARK** F 6-8 242 OKLAHOMA

YEAR	G	GS	MIN	FGM	FGA	Pct.	FTM	FTA	Pct.	3PM	3PA	Pct.	PTS	Avg.	OR	DR	REB	Avg.	AST	PF	TO	BS	ST
08-09	49	29	1350	233	466	0.500	104	167	0.623	20	87	0.230	590	12.0	84	249	333	6.8	71	167	87	42	40

09-10	5	2	99	12	23	0.522	9	13	0.692	0	1	0.000	34	6.8	4	15	19	3.8	4	12	6	1	5
-------	---	---	----	----	----	-------	---	----	-------	---	---	-------	----	-----	---	----	----	-----	---	----	---	---	---

**KEITH CLOSS** C 7-2 215 C. CONNECTICUT STATE

YEAR	G	GS	MIN	FGM	FGA	Pct.	FTM	FTA	Pct.	3PM	3PA	Pct.	PTS	Avg.	OR	DR	REB	Avg.	AST	PF	TO	BS	ST
07-08	49	11	914	120	200	0.600	61	89	0.685	1	3	0.333	302	6.2	65	150	215	4.4	32	77	50	133	17

**BEN COLON** G 6-8 225 FLORIDA STATE COLLEGE

YEAR	G	GS	MIN	FGM	FGA	Pct.	FTM	FTA	Pct.	3PM	3PA	Pct.	PTS	Avg.	OR	DR	REB	Avg.	AST	PF	TO	BS	ST
11-12	11	0	181	12	28	0.429	6	13	0.462	0	0	0.000	30	2.7	17	27	44	4.0	5	29	12	4	8

**WILL CONROY** G 6-2 195 WASHINGTON

\*2006-07 NBA Call-Up to Memphis Grizzlies

YEAR	G	GS	MIN	FGM	FGA	Pct.	FTM	FTA	Pct.	3PM	3PA	Pct.	PTS	Avg.	OR	DR	REB	Avg.	AST	PF	TO	BS	ST
05-06	47	26	1464	219	448	0.489	136	210	0.648	31	87	0.356	605	12.9	48	151	199	4.2	314	98	151	2	71

06-07	42	41	1648	212	488	0.434	161	224	0.719	46	131	0.351	631	15.0	49	166	215	5.1	447	91	172	1	54
-------	----	----	------	-----	-----	-------	-----	-----	-------	----	-----	-------	-----	------	----	-----	-----	-----	-----	----	-----	---	----



# ALL-TIME ROSTER

## **WILL CREEKMORE** **G** **6-9** **235** **MISSOURI STATE**

YEAR	G	GS	MIN	FGM	FGA	Pct.	FTM	FTA	Pct.	3PM	3PA	Pct.	PTS	Avg.	OR	DR	REB	Avg.	AST	PF	TO	BS	ST
11-12	9	0	61	3	14	0.214	1	2	0.500	0	0	0.000	7	0.8	4	10	14	1.6	1	15	4	4	3

## **DERRICK DIAL** **G** **6-4** **184** **E. MICHIGAN**

YEAR	G	GS	MIN	FGM	FGA	Pct.	FTM	FTA	Pct.	3PM	3PA	Pct.	PTS	Avg.	OR	DR	REB	Avg.	AST	PF	TO	BS	ST
06-07	4	2	108	21	45	0.467	8	10	0.800	7	17	0.412	57	14.3	6	15	21	5.3	6	11	6	1	5
07-08	47	13	1392	237	516	0.459	87	131	0.664	64	185	0.346	625	13.3	55	187	242	5.1	173	118	70	30	33

## **MORRO DOS SANTOS** **F** **6-11** **230** **BRAZIL**

YEAR	G	GS	MIN	FGM	FGA	Pct.	FTM	FTA	Pct.	3PM	3PA	Pct.	PTS	Avg.	OR	DR	REB	Avg.	AST	PF	TO	BS	ST
06-07	7	4	136	15	35	0.429	4	4	1.000	0	0	0.000	34	4.9	6	20	26	3.7	6	22	8	6	5

## **ZABIAN DOWDELL** **G** **6-3** **195** **VIRGINIA TECH**

YEAR	G	GS	MIN	FGM	FGA	Pct.	FTM	FTA	Pct.	3PM	3PA	Pct.	PTS	Avg.	OR	DR	REB	Avg.	AST	PF	TO	BS	ST
09-10	10	2	270	52	98	0.531	22	32	0.688	3	15	0.200	129	12.9	8	22	30	3.0	37	19	19	0	9
10-11	18	18	528	95	230	0.413	57	75	0.792	14	45	0.311	261	14.5	6	32	38	2.1	82	45	32	2	43

## **RONALD DUPREE** **F** **6-7** **209** **LOUISIANA STATE**

\*2007-08 NBA Call-Up to Seattle SuperSonics

YEAR	G	GS	MIN	FGM	FGA	Pct.	FTM	FTA	Pct.	3PM	3PA	Pct.	PTS	Avg.	OR	DR	REB	Avg.	AST	PF	TO	BS	ST
06-07	9	2	282	67	115	0.583	16	27	0.593	5	11	0.455	155	17.2	12	41	53	5.9	21	28	27	2	9
07-08	18	16	660	126	268	0.470	92	133	0.692	15	48	0.313	359	19.9	24	95	119	6.6	67	53	59	9	28

## **JEROME DYSON** **G** **6-3** **180** **CONNECTICUT**

YEAR	G	GS	MIN	FGM	FGA	Pct.	FTM	FTA	Pct.	3PM	3PA	Pct.	PTS	Avg.	OR	DR	REB	Avg.	AST	PF	TO	BS	ST
10-11	47	10	1266	242	554	0.437	180	226	0.796	65	196	0.332	729	15.5	31	114	145	3.1	108	123	125	16	74
11-12	44	44	1497	254	613	0.414	220	292	0.753	55	193	0.285	783	17.8	47	109	156	3.5	172	143	154	10	73

## **BYRON EATON** **G** **5-11** **215** **OKLAHOMA STATE**

YEAR	G	GS	MIN	FGM	FGA	Pct.	FTM	FTA	Pct.	3PM	3PA	Pct.	PTS	Avg.	OR	DR	REB	Avg.	AST	PF	TO	BS	ST
09-10	2	0	18	1	7	0.143	0	0	0.000	0	1	0.000	2	1.0	0	4	4	2.0	1	4	5	0	0

## **JOHN EDWARDS** **C** **7-0** **275** **KENT STATE**

YEAR	G	GS	MIN	FGM	FGA	Pct.	FTM	FTA	Pct.	3PM	3PA	Pct.	PTS	Avg.	OR	DR	REB	Avg.	AST	PF	TO	BS	ST
06-07	5	2	113	26	43	0.605	13	16	0.813	0	0	0.000	65	13.0	3	10	13	2.6	3	20	17	2	2

## **MOSES EHAMBE** **G** **6-6** **200** **ORAL ROBERTS**

YEAR	G	GS	MIN	FGM	FGA	Pct.	FTM	FTA	Pct.	3PM	3PA	Pct.	PTS	Avg.	OR	DR	REB	Avg.	AST	PF	TO	BS	ST
08-09	50	4	947	177	431	0.411	47	56	0.839	103	248	0.415	504	10.1	12	73	85	1.7	39	54	40	2	21
09-10	50	18	1389	244	551	0.443	45	53	0.459	117	255	0.459	650	13.0	19	113	132	2.6	53	78	53	10	24

## **CHRIS ELLIS** **F** **6-9** **265** **WAKE FOREST**

YEAR	G	GS	MIN	FGM	FGA	Pct.	FTM	FTA	Pct.	3PM	3PA	Pct.	PTS	Avg.	OR	DR	REB	Avg.	AST	PF	TO	BS	ST
06-07	7	7	151	15	33	0.455	11	12	0.917	0	0	0.000	41	5.9	10	24	34	4.9	3	31	13	7	2
07-08	48	19	816	98	202	0.485	72	107	0.673	1	5	0.200	269	5.6	78	132	210	4.4	33	147	59	36	19
08-09	20	6	384	43	114	0.377	48	59	0.814	0	1	0.000	134	6.7	47	56	103	5.2	21	61	36	8	12

## **GARY ERVIN** **G** **6-0** **182** **ARKANSAS**

YEAR	G	GS	MIN	FGM	FGA	Pct.	FTM	FTA	Pct.	3PM	3PA	Pct.	PTS	Avg.	OR	DR	REB	Avg.	AST	PF	TO	BS	ST
08-09	25	0	455	71	151	0.470	54	70	0.771	4	19	0.211	200	8.0	19	42	61	2.4	75	41	29	2	23

## **TERRELL EVERETT** **G** **6-4** **185** **OKLAHOMA**

YEAR	G	GS	MIN	FGM	FGA	Pct.	FTM	FTA	Pct.	3PM	3PA	Pct.	PTS	Avg.	OR	DR	REB	Avg.	AST	PF	TO	BS	ST
08-09	2	1	39	3	16	0.188	3	3	1.000	0	0	0.000	9	4.5	0	3	3	1.5	4	6	5	1	1



# ALL-TIME ROSTER



## DESMON FARMER SOUTHERN CALIFORNIA

YEAR	G	GS	MIN	FGM	FGA	Pct.	FTM	FTA	Pct.	3PM	3PA	Pct.	PTS	Avg.	OR	DR	REB	Avg.	AST	PF	TO	BS	ST
05-06	48	30	1545	274	604	0.454	128	184	0.696	113	264	0.428	789	16.4	30	142	172	3.6	102	126	84	4	44
06-07	32	20	1048	219	477	0.459	124	181	0.685	72	207	0.348	634	19.8	33	92	125	3.9	86	66	63	6	33

## NICK FAZEKAS NEVADA

\*2007-08 NBA Assignment from Dallas Mavericks

YEAR	G	GS	MIN	FGM	FGA	Pct.	FTM	FTA	Pct.	3PM	3PA	Pct.	PTS	Avg.	OR	DR	REB	Avg.	AST	PF	TO	BS	ST
07-08	28	20	857	224	405	0.553	85	110	0.773	3	17	0.176	536	19.1	80	197	277	9.9	48	62	66	23	26

## JEAN FELIX ALABAMA

YEAR	G	GS	MIN	FGM	FGA	Pct.	FTM	FTA	Pct.	3PM	3PA	Pct.	PTS	Avg.	OR	DR	REB	Avg.	AST	PF	TO	BS	ST
06-07	50	28	1150	128	327	0.391	64	83	0.771	62	170	0.365	382	7.6	60	163	223	4.5	67	124	54	10	59

## JASON FONTENET OREGON STATE

YEAR	G	GS	MIN	FGM	FGA	Pct.	FTM	FTA	Pct.	3PM	3PA	Pct.	PTS	Avg.	OR	DR	REB	Avg.	AST	PF	TO	BS	ST
06-07	2	0	73	5	14	0.357	4	4	1.000	1	2	0.500	15	7.5	3	6	9	4.5	4	6	6	0	2
07-08	44	19	1100	147	314	0.468	74	89	0.831	33	75	0.440	401	9.1	10	91	101	2.3	191	73	80	0	37

## GARY FORBES MASSACHUSETTS

YEAR	G	GS	MIN	FGM	FGA	Pct.	FTM	FTA	Pct.	3PM	3PA	Pct.	PTS	Avg.	OR	DR	REB	Avg.	AST	PF	TO	BS	ST
08-09	30	26	956	202	395	0.511	115	156	0.737	22	65	0.338	541	18.0	47	123	170	5.7	121	85	94	13	34

## CHEYNE GADSON OKLAHOMA STATE

YEAR	G	GS	MIN	FGM	FGA	Pct.	FTM	FTA	Pct.	3PM	3PA	Pct.	PTS	Avg.	OR	DR	REB	Avg.	AST	PF	TO	BS	ST
06-07	22	16	764	138	300	0.460	63	82	0.768	19	51	0.373	358	16.3	10	64	74	3.4	91	56	58	1	13

## OTIS GEORGE LOUISVILLE

YEAR	G	GS	MIN	FGM	FGA	Pct.	FTM	FTA	Pct.	3PM	3PA	Pct.	PTS	Avg.	OR	DR	REB	Avg.	AST	PF	TO	BS	ST
05-06	47	35	1187	182	355	0.513	121	177	0.684	0	0	0.000	485	10.3	115	177	292	6.2	35	177	70	17	36

## QUEMONT GREER DEPAUL

YEAR	G	GS	MIN	FGM	FGA	Pct.	FTM	FTA	Pct.	3PM	3PA	Pct.	PTS	Avg.	OR	DR	REB	Avg.	AST	PF	TO	BS	ST
05-06	11	0	91	21	43	0.488	14	18	0.778	0	2	0.000	56	5.1	5	16	21	1.9	3	15	5	2	5

## MIKE HALL GEORGE WASHINGTON

\*2006-07 NBA Call-Up to Washington Wizards

YEAR	G	GS	MIN	FGM	FGA	Pct.	FTM	FTA	Pct.	3PM	3PA	Pct.	PTS	Avg.	OR	DR	REB	Avg.	AST	PF	TO	BS	ST
06-07	32	28	1189	196	396	0.495	55	64	0.859	55	149	0.369	502	15.7	110	162	272	8.5	60	76	38	4	38
07-08	48	40	1792	266	633	0.420	172	202	0.851	73	210	0.348	777	16.2	130	225	355	7.4	140	95	78	17	53

## TANG HAMILTON MISSISSIPPI STATE

YEAR	G	GS	MIN	FGM	FGA	Pct.	FTM	FTA	Pct.	3PM	3PA	Pct.	PTS	Avg.	OR	DR	REB	Avg.	AST	PF	TO	BS	ST
05-06	5	3	129	23	50	0.460	8	10	0.800	2	2	1.000	56	11.2	11	25	36	7.2	5	10	8	1	1

## DEVON HARDEN CALIFORNIA

YEAR	G	GS	MIN	FGM	FGA	Pct.	FTM	FTA	Pct.	3PM	3PA	Pct.	PTS	Avg.	OR	DR	REB	Avg.	AST	PF	TO	BS	ST
09-10	36	29	736	85	172	0.494	49	77	0.636	0	1	0.000	219	6.1	50	115	165	4.6	20	95	45	37	13

## ADAM HARRINGTON AUBURN

YEAR	G	GS	MIN	FGM	FGA	Pct.	FTM	FTA	Pct.	3PM	3PA	Pct.	PTS	Avg.	OR	DR	REB	Avg.	AST	PF	TO	BS	ST
07-08	41	32	1305	234	527	0.444	108	134	0.806	80	186	0.430	656	16.0	19	94	113	2.8	132	99	72	8	42

## LAZAR HAYWARD MARQUETTE

\*2011-12 NBA Assignment from Oklahoma City Thunder

YEAR	G	GS	MIN	FGM	FGA	Pct.	FTM	FTA	Pct.	3PM	3PA	Pct.	PTS	Avg.	OR	DR	REB	Avg.	AST	PF	TO	BS	ST
11-12	3	3	103	28	50	0.560	12	14	0.857	4	8	0.857	72	24.0	6	11	17	5.7	8	15	10	1	1



# ALL-TIME ROSTER

## HERBERT HILL C 6-10 232 PROVIDENCE

YEAR	G	GS	MIN	FGM	FGA	Pct.	FTM	FTA	Pct.	3PM	3PA	Pct.	PTS	Avg.	OR	DR	REB	Avg.	AST	PF	TO	BS	ST
08-09	5	4	177	43	75	0.573	2	6	0.333	0	0	0.000	88	17.6	14	34	48	9.6	7	15	15	17	2

## MARCUS HILL G 6-5 195 TULSA

YEAR	G	GS	MIN	FGM	FGA	Pct.	FTM	FTA	Pct.	3PM	3PA	Pct.	PTS	Avg.	OR	DR	REB	Avg.	AST	PF	TO	BS	ST
05-06	15	0	179	18	55	0.327	6	7	0.857	3	15	0.200	45	3.0	7	20	27	1.8	14	23	7	3	4
08-09	5	0	37	4	14	0.571	0	0	0.000	2	4	0.500	18	3.6	2	2	4	0.8	1	6	3	1	1

## STEVEN HILL C 7-0 245 ARKANSAS

\*2008-09 NBA Assignment from Oklahoma City Thunder

YEAR	G	GS	MIN	FGM	FGA	Pct.	FTM	FTA	Pct.	3PM	3PA	Pct.	PTS	Avg.	OR	DR	REB	Avg.	AST	PF	TO	BS	ST
08-09	7	5	146	20	36	0.556	13	25	0.520	0	0	0.000	53	7.6	14	26	40	5.7	2	22	10	16	2
09-10	11	1	88	4	8	0.500	3	8	0.375	0	0	-	11	1.0	9	13	22	2.0	3	14	7	8	1

## RYAN HUMPHREY F 6-8 235 NOTRE DAME

YEAR	G	GS	MIN	FGM	FGA	Pct.	FTM	FTA	Pct.	3PM	3PA	Pct.	PTS	Avg.	OR	DR	REB	Avg.	AST	PF	TO	BS	ST
08-09	36	25	1006	216	427	0.506	132	205	0.644	0	2	0.000	564	15.7	90	175	265	7.4	49	95	119	35	29

## ERSAN ILYASOVA F 6-9 235 TURKEY

\*2005-06 NBA Assignment from Milwaukee Bucks

YEAR	G	GS	MIN	FGM	FGA	Pct.	FTM	FTA	Pct.	3PM	3PA	Pct.	PTS	Avg.	OR	DR	REB	Avg.	AST	PF	TO	BS	ST
05-06	46	19	1297	218	536	0.407	70	99	0.707	68	195	0.349	574	12.5	60	264	324	7.0	46	151	90	38	33

## REGGIE JACKSON G 6-3 208 BOSTON COLLEGE

\*2011-12 NBA Assignment from Oklahoma City Thunder

YEAR	G	GS	MIN	FGM	FGA	Pct.	FTM	FTA	Pct.	3PM	3PA	Pct.	PTS	Avg.	OR	DR	REB	Avg.	AST	PF	TO	BS	ST
11-12	1	1	41	10	27	0.370	2	3	0.667	0	5	0.000	22	22.0	1	6	7	7.0	8	2	2	0	0

## DELROY JAMES F 6-8 225 RHODE ISLAND

YEAR	G	GS	MIN	FGM	FGA	Pct.	FTM	FTA	Pct.	3PM	3PA	Pct.	PTS	Avg.	OR	DR	REB	Avg.	AST	PF	TO	BS	ST
11-12	26	1	534	90	209	0.431	44	62	0.710	5	20	0.250	229	8.8	48	77	125	4.8	34	48	34	14	27

## SHAWNSON JOHNSON F 6-9 250 NORTH TEXAS STATE

YEAR	G	GS	MIN	FGM	FGA	Pct.	FTM	FTA	Pct.	3PM	3PA	Pct.	PTS	Avg.	OR	DR	REB	Avg.	AST	PF	TO	BS	ST
05-06	25	6	441	67	104	0.644	44	77	0.571	0	0	0.000	178	7.1	39	57	96	3.8	29	79	51	16	5

## DWIGHT JONES G 6-2 180 HOUSTON BAPTIST

YEAR	G	GS	MIN	FGM	FGA	Pct.	FTM	FTA	Pct.	3PM	3PA	Pct.	PTS	Avg.	OR	DR	REB	Avg.	AST	PF	TO	BS	ST
07-08	10	1	98	18	30	0.600	6	9	0.667	0	1	0.000	42	4.2	6	4	10	1.0	10	9	3	0	3

## ANTOINE JORDAN G 6-4 188 SIENA

YEAR	G	GS	MIN	FGM	FGA	Pct.	FTM	FTA	Pct.	3PM	3PA	Pct.	PTS	Avg.	OR	DR	REB	Avg.	AST	PF	TO	BS	ST
08-09	2	0	36	4	8	0.500	0	0	0.000	1	2	0.500	9	4.5	0	1	1	0.5	4	4	2	0	0

## JEREMY KELLY G 6-5 205 TENNESSEE-MARTIN

YEAR	G	GS	MIN	FGM	FGA	Pct.	FTM	FTA	Pct.	3PM	3PA	Pct.	PTS	Avg.	OR	DR	REB	Avg.	AST	PF	TO	BS	ST
06-07	22	3	322	32	78	0.410	7	11	0.636	10	36	0.278	81	3.7	5	27	32	1.5	64	50	18	2	16
07-08	47	20	1278	132	315	0.419	62	92	0.674	17	72	0.236	343	7.3	34	105	139	3.0	175	175	94	13	58
08-09	47	36	1321	154	376	0.410	92	124	0.742	45	126	0.357	445	9.5	18	113	131	2.8	184	152	126	9	51

## BERNARD KING G 6-5 195 TEXAS A&M

YEAR	G	GS	MIN	FGM	FGA	Pct.	FTM	FTA	Pct.	3PM	3PA	Pct.	PTS	Avg.	OR	DR	REB	Avg.	AST	PF	TO	BS	ST
05-06	34	22	1062	166	346	0.480	102	126	0.810	18	70	0.257	452	13.3	44	87	131	3.9	154	131	94	6	29

# ALL-TIME ROSTER



## TONY KITCHINGS

C 6-10 260 SOUTH CAROLINA

YEAR	G	GS	MIN	FGM	FGA	Pct.	FTM	FTA	Pct.	3PM	3PA	Pct.	PTS	Avg.	OR	DR	REB	Avg.	AST	PF	TO	BS	ST
05-06	16	7	346	60	110	0.545	21	42	0.500	0	0	0.000	141	8.8	24	71	95	5.9	24	40	34	15	7

## MARCUS LEWIS

F 6-8 245 ORAL ROBERTS

YEAR	G	GS	MIN	FGM	FGA	Pct.	FTM	FTA	Pct.	3PM	3PA	Pct.	PTS	Avg.	OR	DR	REB	Avg.	AST	PF	TO	BS	ST
09-10	42	3	659	73	135	0.541	22	41	0.537	0	0	-	168	4.0	66	70	136	3.2	38	80	40	8	22
10-11	49	3	1188	163	317	0.514	62	134	0.463	0	0	-	388	7.9	98	172	270	5.5	85	119	71	17	39
11-12	46	45	1665	292	512	0.570	109	212	0.514	0	3	0.000	693	15.1	163	420	583	12.7	143	116	126	42	42

## ADAM LIBERTY

G 6-2 180 ORAL ROBERTS

YEAR	G	GS	MIN	FGM	FGA	Pct.	FTM	FTA	Pct.	3PM	3PA	Pct.	PTS	Avg.	OR	DR	REB	Avg.	AST	PF	TO	BS	ST
08-09	16	0	188	16	51	0.314	9	19	0.474	0	4	0.000	41	2.6	3	16	19	1.2	29	29	18	1	8

## SHAUN LIVINGSTON

G 6-7 185 PEORIA CENTRAL HS (IL)

\*2008-09 NBA Call-Up to Oklahoma City Thunder

YEAR	G	GS	MIN	FGM	FGA	Pct.	FTM	FTA	Pct.	3PM	3PA	Pct.	PTS	Avg.	OR	DR	REB	Avg.	AST	PF	TO	BS	ST
08-09	11	10	323	44	109	0.404	14	17	0.824	0	5	0.000	102	9.3	6	33	39	3.5	66	26	32	6	7

## JOHN LUCAS

G 6-0 180 OKLAHOMA STATE

\*2005-06 NBA Call-Up to Houston Rockets (2x)

YEAR	G	GS	MIN	FGM	FGA	Pct.	FTM	FTA	Pct.	3PM	3PA	Pct.	PTS	Avg.	OR	DR	REB	Avg.	AST	PF	TO	BS	ST
05-06	35	35	1226	232	456	0.509	65	81	0.802	61	141	0.433	590	16.9	30	82	112	3.2	135	77	48	2	55

## DAMIR MARKOTA

C 6-10 225 BOSNIA

\*2006-07 NBA Assignment from Milwaukee Bucks

YEAR	G	GS	MIN	FGM	FGA	Pct.	FTM	FTA	Pct.	3PM	3PA	Pct.	PTS	Avg.	OR	DR	REB	Avg.	AST	PF	TO	BS	ST
06-07	10	6	282	39	85	0.459	14	18	0.778	12	31	0.387	104	10.4	7	41	48	4.8	18	18	25	6	7

## GLEN MCGOWAN

F 6-9 230 PEPPERDINE

YEAR	G	GS	MIN	FGM	FGA	Pct.	FTM	FTA	Pct.	3PM	3PA	Pct.	PTS	Avg.	OR	DR	REB	Avg.	AST	PF	TO	BS	ST
07-08	18	8	399	72	141	0.511	65	78	0.833	1	3	0.333	210	11.7	31	55	86	4.8	19	40	29	1	8

## SCOTT MERRITT

F 6-10 240 MARQUETTE

YEAR	G	GS	MIN	FGM	FGA	Pct.	FTM	FTA	Pct.	3PM	3PA	Pct.	PTS	Avg.	OR	DR	REB	Avg.	AST	PF	TO	BS	ST
06-07	1	0	14	0	2	0.000	0	0	0.000	0	0	0.000	0	0.0	0	1	1	1.0	0	1	1	2	1
07-08	46	15	782	125	252	0.496	60	82	0.733	0	4	0.000	310	6.7	62	96	158	3.4	20	114	51	21	16

## ELIJAH MILLSAP

F 6-6 210 UAB

YEAR	G	GS	MIN	FGM	FGA	Pct.	FTM	FTA	Pct.	3PM	3PA	Pct.	PTS	Avg.	OR	DR	REB	Avg.	AST	PF	TO	BS	ST
10-11	50	44	1431	241	548	0.440	246	325	0.757	33	97	0.340	761	15.2	60	205	265	5.3	103	144	111	17	61

## BRADY MORNINGSTAR

G 6-4 185 KANSAS

YEAR	G	GS	MIN	FGM	FGA	Pct.	FTM	FTA	Pct.	3PM	3PA	Pct.	PTS	Avg.	OR	DR	REB	Avg.	AST	PF	TO	BS	ST
11-12	48	20	1330	170	403	0.422	75	84	0.893	46	120	0.383	461	9.6	21	83	104	2.2	106	80	69	7	42

## BYRON MULLENS

G 6-4 195 ARIZONA

\*2009-11 NBA Assignment from Oklahoma City Thunder

YEAR	G	GS	MIN	FGM	FGA	Pct.	FTM	FTA	Pct.	3PM	3PA	Pct.	PTS	Avg.	OR	DR	REB	Avg.	AST	PF	TO	BS	ST
09-10	27	27	850	161	360	0.447	72	104	0.692	15	35	0.429	409	15.1	57	145	202	7.5	27	76	77	25	17
10-11	14	14	388	86	162	0.531	36	49	0.735	1	4	0.250	209	14.9	35	60	95	6.8	14	40	29	20	10

## DAVID NOEL

G 6-6 223 NORTH CAROLINA

\*2007-08 NBA Assignment from Milwaukee Bucks

YEAR	G	GS	MIN	FGM	FGA	Pct.	FTM	FTA	Pct.	3PM	3PA	Pct.	PTS	Avg.	OR	DR	REB	Avg.	AST	PF	TO	BS	ST
07-08	17	13	674	138	263	0.525	32	60	0.533	46	94	0.489	354	20.8	20	82	102	6.0	66	50	43	14	25



# ALL-TIME ROSTER

**YEMI OGUNOYE** **F** **6-9** **210** **ORAL ROBERTS**

YEAR	G	GS	MIN	FGM	FGA	Pct.	FTM	FTA	Pct.	3PM	3PA	Pct.	PTS	Avg.	OR	DR	REB	Avg.	AST	PF	TO	BS	ST
08-09	49	48	1868	127	308	0.412	48	80	0.600	15	41	0.366	317	6.5	69	140	209	4.3	85	111	62	28	74
09-10	10	0	148	2	15	0.133	2	2	1.000	1	5	0.200	7	0.7	5	4	9	0.9	8	10	3	1	0

**LARRY OWENS** **F** **6-7** **215** **ORAL ROBERTS**

YEAR	G	GS	MIN	FGM	FGA	Pct.	FTM	FTA	Pct.	3PM	3PA	Pct.	PTS	Avg.	OR	DR	REB	Avg.	AST	PF	TO	BS	ST
09-10	50	50	1818	299	611	0.489	139	180	0.772	52	137	0.380	789	15.8	82	194	276	5.5	172	160	131	29	75
10-11	43	32	1321	206	432	0.477	83	113	0.735	37	111	0.333	532	12.4	69	146	215	5.0	129	110	97	21	53
11-12	32	26	1143	157	369	0.425	66	76	0.868	30	101	0.297	410	12.8	38	108	146	4.6	113	91	72	42	59

**NKEM OJUGBOH** **F** **6-9** **225** **NORTHEASTERN**

YEAR	G	GS	MIN	FGM	FGA	Pct.	FTM	FTA	Pct.	3PM	3PA	Pct.	PTS	Avg.	OR	DR	REB	Avg.	AST	PF	TO	BS	ST
11-12	23	8	500	57	126	0.452	23	35	0.657	0	1	0.000	137	6.0	34	93	127	5.5	20	50	27	38	10

**RYAN REID** **F** **6-8** **245** **FLORIDA STATE**

YEAR	G	GS	MIN	FGM	FGA	Pct.	FTM	FTA	Pct.	3PM	3PA	Pct.	PTS	Avg.	OR	DR	REB	Avg.	AST	PF	TO	BS	ST
10-11	48	33	1075	146	290	0.503	115	154	0.747	0	1	0.000	407	8.5	101	177	278	5.8	50	139	74	22	35
11-12	25	25	791	127	248	0.512	43	61	0.705	0	0	0.000	297	11.9	74	139	213	8.5	30	80	53	22	24

**CHRIS RICHARD** **F** **6-9** **245** **FLORIDA**

YEAR	G	GS	MIN	FGM	FGA	Pct.	FTM	FTA	Pct.	3PM	3PA	Pct.	PTS	Avg.	OR	DR	REB	Avg.	AST	PF	TO	BS	ST
08-09	20	20	613	103	194	0.531	33	52	0.635	0	0	0.000	239	12.0	50	114	164	8.2	33	65	45	10	13
09-10	12	12	350	46	81	0.568	15	26	0.577	0	0	-	107	8.9	33	64	97	8.1	12	54	29	11	14

**NOLAN RICHARDSON** **G** **6-2** **180** **MIDWESTERN STATE**

YEAR	G	GS	MIN	FGM	FGA	Pct.	FTM	FTA	Pct.	3PM	3PA	Pct.	PTS	Avg.	OR	DR	REB	Avg.	AST	PF	TO	BS	ST
11-12	2	0	6	0	1	0.000	0	0	0.000	0	0	0.000	0	0	0	0	0	0	0	0	0	0	0

**FREDDY ROBINSON** **G** **6-5** **210** **COLORADO STATE**

YEAR	G	GS	MIN	FGM	FGA	Pct.	FTM	FTA	Pct.	3PM	3PA	Pct.	PTS	Avg.	OR	DR	REB	Avg.	AST	PF	TO	BS	ST
07-08	6	0	28	2	9	0.222	3	3	1.000	0	1	0.000	7	1.2	1	7	8	1.3	0	3	1	0	1

**BILLY RUSH** **F** **6-7** **210** **ROBERT MORRIS**

YEAR	G	GS	MIN	FGM	FGA	Pct.	FTM	FTA	Pct.	3PM	3PA	Pct.	PTS	Avg.	OR	DR	REB	Avg.	AST	PF	TO	BS	ST
10-11	1	0	1	0	0	-	0	0	-	0	0	-	0	0.0	0	0	0	0.0	0	0	0	0	0
11-12	14	13	321	43	110	0.391	25	30	0.833	9	43	0.209	120	8.6	7	49	56	4.0	15	20	21	6	8

**RAMON SESSIONS** **G** **6-3** **190** **NEVADA**

\*2007-08 NBA Assignment from Milwaukee Bucks

YEAR	G	GS	MIN	FGM	FGA	Pct.	FTM	FTA	Pct.	3PM	3PA	Pct.	PTS	Avg.	OR	DR	REB	Avg.	AST	PF	TO	BS	ST
07-08	24	13	869	165	356	0.463	168	220	0.764	4	12	0.333	502	20.9	52	106	158	6.6	182	44	83	2	38

**MUSTAFA SHAKUR** **G** **6-4** **195** **ARIZONA**

YEAR	G	GS	MIN	FGM	FGA	Pct.	FTM	FTA	Pct.	3PM	3PA	Pct.	PTS	Avg.	OR	DR	REB	Avg.	AST	PF	TO	BS	ST
09-10	47	47	1779	324	664	0.488	207	277	0.747	50	131	0.382	905	19.3	47	165	212	4.5	324	119	151	9	99

**JAJUAN SMITH** **G** **6-2** **195** **TENNESSEE**

YEAR	G	GS	MIN	FGM	FGA	Pct.	FTM	FTA	Pct.	3PM	3PA	Pct.	PTS	Avg.	OR	DR	REB	Avg.	AST	PF	TO	BS	ST
09-10	4	0	65	8	24	0.333	0	0	0.000	5	17	0.294	21	5.3	5	6	11	2.8	15	9	5	0	5

**ADAM SPANICH** **G** **6-7** **200** **SOUTHERN CALIFORNIA**

YEAR	G	GS	MIN	FGM	FGA	Pct.	FTM	FTA	Pct.	3PM	3PA	Pct.	PTS	Avg.	OR	DR	REB	Avg.	AST	PF	TO	BS	ST
06-07	11	0	99	7	28	0.250	3	3	1.000	5	15	0.333	22	2.0	2	6	8	0.7	7	9	7	1	0

# ALL-TIME ROSTER



**FRANS STEYN** **C** **7-2** **290** **SOUTHWEST BAPTIST**

YEAR	G	GS	MIN	FGM	FGA	Pct.	FTM	FTA	Pct.	3PM	3PA	Pct.	PTS	Avg.	OR	DR	REB	Avg.	AST	PF	TO	BS	ST
06-07	49	18	831	14	202	0.564	70	140	0.500	0	1	0.000	298	6.1	75	122	197	4.0	5	185	72	33	12

**CEDRIC SUITT** **F** **6-11** **245** **PEPPERDINE**

YEAR	G	GS	MIN	FGM	FGA	Pct.	FTM	FTA	Pct.	3PM	3PA	Pct.	PTS	Avg.	OR	DR	REB	Avg.	AST	PF	TO	BS	ST
05-06	8	6	138	9	15	0.600	3	6	0.500	0	0	0.000	21	2.6	12	16	28	3.5	1	21	17	10	4

**JJ SULLINGER** **G** **6-5** **210** **OHIO STATE**

YEAR	G	GS	MIN	FGM	FGA	Pct.	FTM	FTA	Pct.	3PM	3PA	Pct.	PTS	Avg.	OR	DR	REB	Avg.	AST	PF	TO	BS	ST
06-07	2	0	13	1	2	0.500	0	0	0.000	0	1	0.000	2	1.0	0	1	1	0.5	1	2	2	0	0

**CURTIS SUMPTER** **F** **6-7** **225** **VILLANOVA**

YEAR	G	GS	MIN	FGM	FGA	Pct.	FTM	FTA	Pct.	3PM	3PA	Pct.	PTS	Avg.	OR	DR	REB	Avg.	AST	PF	TO	BS	ST
11-12	27	15	545	61	157	0.389	14	17	0.824	15	49	0.306	151	5.6	36	76	112	4.1	29	69	49	22	19

**MARCUS TAYLOR** **G** **6-3** **195** **MICHIGAN STATE**

YEAR	G	GS	MIN	FGM	FGA	Pct.	FTM	FTA	Pct.	3PM	3PA	Pct.	PTS	Avg.	OR	DR	REB	Avg.	AST	PF	TO	BS	ST
05-06	8	0	59	16	29	0.552	1	1	1.000	0	3	0.000	33	4.1	3	1	4	0.5	6	7	5	0	0
06-07	22	5	328	52	112	0.464	13	15	0.867	3	20	0.150	120	5.5	12	9	21	1.0	20	22	22	0	8

**CEZARY TRYBANSKI** **C** **7-2** **235** **POLAND**

YEAR	G	GS	MIN	FGM	FGA	Pct.	FTM	FTA	Pct.	3PM	3PA	Pct.	PTS	Avg.	OR	DR	REB	Avg.	AST	PF	TO	BS	ST
05-06	45	15	728	56	103	0.544	48	68	0.706	0	0	0.000	160	3.6	60	87	147	3.3	20	102	48	88	16
06-07	48	28	1103	90	162	0.556	54	67	0.806	0	1	0.000	234	4.9	86	144	230	4.8	25	125	44	121	9

**ROBERT VADEN** **G** **6-5** **215** **UAB**

YEAR	G	GS	MIN	FGM	FGA	Pct.	FTM	FTA	Pct.	3PM	3PA	Pct.	PTS	Avg.	OR	DR	REB	Avg.	AST	PF	TO	BS	ST
10-11	45	17	1260	175	425	0.412	45	63	0.714	74	189	0.392	469	10.4	10	96	106	2.4	100	104	72	15	40
11-12	36	30	1154	169	391	0.432	44	56	0.786	79	177	0.446	461	12.8	12	87	99	2.8	88	100	50	11	34

**JEFF VAREM** **G** **6-6** **240** **WASHINGTON STATE**

YEAR	G	GS	MIN	FGM	FGA	Pct.	FTM	FTA	Pct.	3PM	3PA	Pct.	PTS	Avg.	OR	DR	REB	Avg.	AST	PF	TO	BS	ST
06-07	6	1	179	30	63	0.476	11	18	0.611	7	17	0.412	78	13.0	20	28	48	8.0	18	10	13	4	10

**MARCUS VINICIUS** **F** **6-8** **225** **BRAZIL**

\*2006-07 NBA Assignment from New Orleans Hornets

YEAR	G	GS	MIN	FGM	FGA	Pct.	FTM	FTA	Pct.	3PM	3PA	Pct.	PTS	Avg.	OR	DR	REB	Avg.	AST	PF	TO	BS	ST
06-07	13	6	430	85	176	0.483	24	31	0.774	27	71	0.380	221	17.0	11	76	87	6.7	31	24	31	3	16

**DERON WASHINGTON** **F** **6-7** **220** **VIRGINIA TECH**

YEAR	G	GS	MIN	FGM	FGA	Pct.	FTM	FTA	Pct.	3PM	3PA	Pct.	PTS	Avg.	OR	DR	REB	Avg.	AST	PF	TO	BS	ST
09-10	41	20	1077	147	360	0.408	144	202	0.713	30	98	0.306	468	11.4	41	141	182	4.4	77	136	76	27	38

**KYLE WEAVER** **G** **6-6** **201** **WASHINGTON STATE**

\*2008-10 NBA Assignment from Oklahoma City Thunder

YEAR	G	GS	MIN	FGM	FGA	Pct.	FTM	FTA	Pct.	3PM	3PA	Pct.	PTS	Avg.	OR	DR	REB	Avg.	AST	PF	TO	BS	ST
08-09	2	2	89	14	27	0.519	5	6	0.833	1	6	0.167	34	17.0	5	10	15	7.5	18	5	7	4	6
09-10	5	5	214	26	63	0.413	5	5	1.000	5	15	0.333	62	12.4	5	22	27	5.4	36	17	22	7	7

**RODNEY WEBB** **F** **6-7** **220** **FLORIDA ATLANTIC**

YEAR	G	GS	MIN	FGM	FGA	Pct.	FTM	FTA	Pct.	3PM	3PA	Pct.	PTS	Avg.	OR	DR	REB	Avg.	AST	PF	TO	BS	ST
09-10	3	0	31	4	9	0.444	0	0	0.000	0	0	0.000	8	2.7	4	5	9	3.0	2	3	2	0	0



# ALL-TIME ROSTER

**D.J. WHITE** **F**      **6-7**      **210**      **INDIANA**

\*2008-09 NBA Assignment from Oklahoma City Thunder

YEAR	G	GS	MIN	FGM	FGA	Pct.	FTM	FTA	Pct.	3PM	3PA	Pct.	PTS	Avg.	OR	DR	REB	Avg.	AST	PF	TO	BS	ST
08-09	6	5	188	46	82	0.561	18	21	0.587	0	0	0.000	110	18.3	15	28	43	7.2	7	17	10	9	4
09-10	10	10	394	84	138	0.609	34	39	0.872	0	1	0.000	202	20.2	30	81	11	11.1	12	31	26	14	7

**ANTHONY WILKINS** **F**      **6-7**      **220**      **KENT STATE**

YEAR	G	GS	MIN	FGM	FGA	Pct.	FTM	FTA	Pct.	3PM	3PA	Pct.	PTS	Avg.	OR	DR	REB	Avg.	AST	PF	TO	BS	ST
05-06	22	0	152	12	41	0.293	6	9	0.667	2	15	0.133	32	1.5	0	20	20	0.9	16	8	9	0	3

**LADUSTIN WILLIAMS** **G**      **6-1**      **160**      **ARKANSAS-FORT SMITH**

YEAR	G	GS	MIN	FGM	FGA	Pct.	FTM	FTA	Pct.	3PM	3PA	Pct.	PTS	Avg.	OR	DR	REB	Avg.	AST	PF	TO	BS	ST
11-12	25	5	329	42	107	0.393	11	21	0.524	5	12	0.417	100	4.0	15	21	36	1.4	25	20	17	3	19

**LATAVIOUS WILLIAMS** **F**      **6-8**      **220**

YEAR	G	GS	MIN	FGM	FGA	Pct.	FTM	FTA	Pct.	3PM	3PA	Pct.	PTS	Avg.	OR	DR	REB	Avg.	AST	PF	TO	BS	ST
09-10	47	9	969	152	288	0.528	61	100	0.610	1	12	0.083	366	7.8	123	238	361	7.7	32	111	55	35	32
10-11	41	26	1102	225	352	0.639	90	124	0.726	0	1	0.000	540	13.2	131	220	351	8.6	20	99	51	40	24

**GARRETT WILLIAMSON** **G**      **6-5**      **205**      **ST. JOSEPH'S**

YEAR	G	GS	MIN	FGM	FGA	Pct.	FTM	FTA	Pct.	3PM	3PA	Pct.	PTS	Avg.	OR	DR	REB	Avg.	AST	PF	TO	BS	ST
10-11	21	4	318	30	70	0.429	28	36	0.500	2	12	0.167	80	3.8	8	18	26	1.8	38	33	22	11	14



NBA  
D-LEAGUE



# NBA DEVELOPMENT LEAGUE

## THE NBA DEVELOPMENT LEAGUE...

The NBA Development League, founded in 2001, is the NBA's official minor league. Featuring 16 teams with direct affiliations to NBA franchises, the NBA D-League is a proven developer of talent: 27 percent of players in the NBA at the conclusion of the 2011-12 season boasted NBA D-League experience, and the league continues to develop coaches, referees, and front-office staff for the NBA and its teams. In fostering the league's connection to the community, its teams, players and staff promote health and wellness, support local needs and interests, and assist in educational development through NBA D-League Cares programs. The NBA D-League also advances the game of basketball as the research and development arm of the NBA.

The NBA D-League season is made up of 50 regular-season games plus a postseason and runs from November to April. The league consisted consists of 16 teams during for the 2012-13 season: Austin Toros, Bakersfield Jam, Canton Charge, Erie BayHawks, Fort Wayne Mad Ants, Idaho Stampede, Iowa Energy, Los Angeles D-Fenders, Maine Red Claws, Reno Bighorns, Rio Grande Valley Vipers, Santa Cruz Warriors, Sioux Falls Skyforce, Springfield Armor, Texas Legends and Tulsa 66ers.

One hundred twenty players with NBA D-League experience were on 2011-12 NBA end-of-season rosters, representing 27 percent of all NBA players – an all-time high.



Sixty players with NBA D-League experience were featured on 2011-12 NBA Playoff rosters (25 percent)...





## 2011-12 NBA D-League Season

<b>2011-12 NBA D-League Champion</b> .....	Austin Toros
<b>Most Valuable Player</b> .....	Justin Dentmon (Austin)
<b>Rookie of the Year</b> .....	Edwin Ubiles (Dakota)
<b>Defensive Player of the Year</b> .....	Stefhon Hannah (Dakota)
<b>Jason Collier Sportsmanship Award</b> .....	Moses Ehambe (Iowa)
<b>Dennis Johnson Coach of the Year</b> .....	Eric Musselman (Los Angeles)

## 2011-12 All-NBA D-League Team Selections

### First Team:

Blake Ahearn.....	Guard.....	Reno
Justin Dentmon.....	Guard.....	Austin
Malcolm Thomas.....	Forward.....	Los Angeles
Edwin Ubiles.....	Forward.....	Dakota
Greg Smith.....	Center...	Rio Grande Valley

### Third Team:

Morris Almond.....	Guard.....	Maine
Jerry Smith.....	Guard.....	Springfield
Brandon Costner.....	Forward.....	Los Angeles
Dennis Horner.....	Forward.....	Springfield
Sean Williams.....	Center.....	Texas

### Second Team:

Courtney Fortson.....	Guard.....	Los Angeles
Elijah Millsap.....	Guard.....	Los Angeles
Eric Dawson.....	Forward.....	Austin
<b>Marcus Lewis.....</b>	<b>Forward.....</b>	<b>Tulsa</b>
Jeff Foote.....	Center.....	Springfield

### Honorable Mentions:

JamesOn Curry.....	Guard.....	Springfield
Andre Emmett.....	Guard.....	Reno
Mike Efevberha.....	Guard.....	Iowa
Stefhon Hannah.....	Guard.....	Dakota
Zach Andrews.....	Forward.....	Los Angeles
Marcus Dove.....	Forward.....	Dakota
D.J. Kenedy.....	Forward.....	Erie
Renaldo Major.....	Forward.....	Bakersfield
<b>Ryan Reid.....</b>	<b>Forward.....</b>	<b>Tulsa</b>
Mikki Moore.....	Center.....	Idaho

## 2011-12 NBA D-League All-Rookie and All-Defensive Teams

### All-Rookie First Team:

<b>Dwight Buycks.....</b>	<b>Guard.....</b>	<b>Tulsa</b>
Cameron Jones.....	Guard.....	Fort Wayne
Edwin Ubiles.....	Forward.....	Dakota
Malcolm Thomas.....	Forward.....	Los Angeles
Greg Smith.....	Center...	Rio Grande Valley

### All-Defensive First Team:

Stefhon Hannah.....	Guard.....	Dakota
Jerry Smith.....	Guard.....	Springfield
Marcus Dove.....	Forward.....	Dakota
Malcolm Thomas.....	Forward.....	Los Angeles
Sean Williams.....	Center.....	Texas

### All-Rookie Second Team:

Mustapha Farrakhan.....	Guard.....	Bakersfield
Kyle Gibson.....	Guard.....	Canton
D.J. Kennedy.....	Forward.....	Erie
Mychel Thompson.....	Forward.....	Erie
Jamie Vanderbeken.....	Center.....	Bakersfield

### Honorable Mentions:

<b>Jerome Dyson.....</b>	<b>Guard.....</b>	<b>Tulsa</b>
Courtney Fortson.....	Guard.....	Los Angeles
<b>Marcus Lewis.....</b>	<b>Forward.....</b>	<b>Tulsa</b>
<b>Larry Owens.....</b>	<b>Forward.....</b>	<b>Tulsa</b>
Mikki Moore.....	Center.....	Idaho



# 2011-12 D-LEAGUE REVIEW

## 2011-12 NBA D-League Players of the Week/Month

<u>Week</u>	<u>Player</u>	<u>Team</u>
Dec. 5	Walker Russell Jr.	Fort Wayne Mad Ants
Dec. 12	Brandon Costner	Los Angeles D-Fenders
Dec. 25	Anthony Mason Jr.	Sioux Falls Skyforce
Dec. 19	Stanley Asumnu	Rio Grande Valley Vipers
Jan. 3	Blake Ahearn	Reno Bighorns
	Andre Emmett	Reno Bighorns
Jan. 17	Justin Dentmon	Austin Toros
Jan. 24	Ben Uzoh	Rio Grande Valley Vipers
Jan. 30	Manny Harris	Canton Charge
Feb. 6	Jerry Smith	Springfield Armor
Feb. 13	Gerald Green	Los Angeles D-Fenders
Feb. 20	Manny Harris	Canton Charge
March 5	Morris Almond	Maine Red Claws
	Kenny Hayes	Maine Red Claws
March 12	Luke Harangody	Canton Charge
	Donald Sloan	Erie BayHawks
March 19	Marqus Blakely	Sioux Falls Skyforce
	Brian Butch	Bakersfield Jam
March 26	Cory Joseph	Austin Toros
April 2	Stefhon Hannah	Dakota Wizards
April 9	Elijah Millsap	Los Angeles D-Fenders

<u>Month</u>	<u>Player</u>	<u>Team</u>
Nov./Dec.	Brandon Costner	Los Angeles D-Fenders
Jan.	Justin Dentmon	Austin Toros
Feb.	Jerry Smith	Springfield Armor
March	Jamario Moon	Los Angeles D-Fenders

## 2011-12 NBA D-League Single-Game Highs

	<u>High</u>	<u>Player</u>	<u>Team</u>	<u>Opponent</u>	<u>Date</u>
<b>Points:</b>	52	Osiris Eldridge	Bakersfield	Los Angeles	12/16/11
	52	Kenny Hayes	Maine	Springfield	03/04/12
<b>Rebounds:</b>	<b>25</b>	<b>Marcus Lewis</b>	<b>Tulsa</b>	<b>Texas</b>	<b>12/30/11</b>
<b>Assists:</b>	19	Walker Russell Jr.	Fort Wayne	Bakersfield	01/09/12
<b>Field Goals Made:</b>	18	Edwin Ubiles	Dakota	Iowa	02/28/12
	18	Kenny Hayes	Maine	Springfield	03/04/12
<b>Free Throws Made:</b>	16	Trey Gilder	Sioux Falls	Tulsa	02/17/12
<b>3PT Field Goals Made:</b>	9	Kelvin Lewis	Rio Grande Valley	Austin	12/10/11
<b>Blocked Shots:</b>	9	Ben Strong	Iowa	Canton	03/29/12
<b>Steals:</b>	7	Marqus Blakely	Sioux Falls	Bakersfield	03/01/12
<b>Field Goals Att:</b>	31	Courtney Fortson	Los Angeles	Idaho	03/01/12
<b>Free Throws Att:</b>	20	Costner, Brandon	Los Angeles	Bakersfield	12/16/11
<b>3PT Field Goals Att:</b>	17	Kelvin Lewis	Rio Grande Valley	Reno	04/07/12
	17	Stefhon Hannah	Dakota	Iowa	01/28/12

# 2011-12 D-LEAGUE REVIEW



## 2011-12 NBA D-League Final Standings

Eastern Conference			Home		Road		Pct.	GB
	W	L	W	L	W	L		
Springfield Armor	29	21	18	6	10	14	0.580	0.0
Dakota Wizards	29	21	17	7	12	12	0.580	0.0
Erie BayHawks	28	22	15	9	12	12	0.560	1.0
Canton Charge	27	23	14	10	12	12	0.540	2.0
Iowa Energy	25	25	16	8	8	16	0.500	4.0
Maine Red Claws	21	29	11	13	9	15	0.420	8.0
Sioux Falls Skyforce	15	35	10	14	5	19	0.300	14.0
Fort Wayne Mad Ants	14	36	7	17	6	18	0.280	15.0

Western Conference			Home		Road		Pct.	GB
	W	L	W	L	W	L		
Los Angeles D-Fenders	38	12	20	4	16	8	0.760	0.0
Austin Toros	33	17	18	6	13	11	0.660	5.0
Bakersfield Jam	28	22	17	7	10	14	0.560	10.0
Rio Grande Valley Vipers	24	26	11	13	13	11	0.480	14.0
Texas Legends	24	26	14	10	8	16	0.480	14.0
<b>Tulsa 66ers</b>	<b>23</b>	<b>27</b>	<b>13</b>	<b>11</b>	<b>9</b>	<b>15</b>	<b>0.460</b>	<b>15.0</b>
Idaho Stampede	21	29	13	11	8	16	0.420	17.0
Reno Bighorns	21	29	11	13	8	16	0.420	17.0

## 2011-12 NBA D-League Playoffs





# 2011-12 D-LEAGUE REVIEW

## 2011-12 NBA D-League Statistic Leaders

### Scoring Averages Per 48 Minutes

	MIN	PTS.	Avg.
1. Mike Efeverberha, Iowa	1085	730	32.3
2. Brandon Costner, Los Angeles	1037	651	30.1
3. Justin Dentmon, Austin	1490	914	29.4
4. Eric Devendorf, Idaho/Reno	675	402	28.6
5. Eric Dawson, Austin	842	498	28.4
6. Greg Smith, Rio Grande Valley	732	431	28.3
7. Elijah Millsap, Los Angeles	1353	796	28.2
8. Booker Woodfox, Texas	1213	696	27.5
9. Stefhon Hannah, Dakota	933	533	27.4
10. Edwin Ubiles, Dakota	1409	804	27.4
<b>11. Dwight Buycks, Tulsa</b>	<b>751</b>	<b>424</b>	<b>27.1</b>
12. Juan Pattillo, Bakersfield	1258	709	27.1
13. Jerry Smith, Springfield	1365	744	26.2
14. Stanley Asumnu, Rio Grande Valley	811	439	26.0
15. Dennis Horner, Springfield	786	425	26.0
16. Ron Howard, Fort Wayne	1019	542	25.5
17. Sean Williams, Texas	779	411	25.3
<b>18. Jerome Dyson, Tulsa</b>	<b>1497</b>	<b>783</b>	<b>25.1</b>
19. Leo Lyons, Austin/Dakota	1064	556	25.1
20. Trey Gilder, Sioux Falls	1259	654	24.9
21. Kenny Hayes, Maine	1453	754	24.9
22. Frank Hassell, Canton	805	413	24.6
23. Courtney Fortson, LA/RGV	1072	533	23.9
24. Charles Garcia, Sioux Falls/Fort Wayne	1000	497	23.9
25. Marcus Dove, Dakota	1228	609	23.8
26. Tyrell Biggs, Canton	992	489	23.7
27. Paul Harris, Maine/Iowa	670	328	23.5
28. Marqus Blakely, Iowa/Sioux Falls	1089	527	23.2
29. Cameron Jones, Fort Wayne	1395	674	23.2
30. Mustapha Farrakhan, Bakersfield	730	352	23.1

### Rebounds Per 48 Minutes

	MIN	REB.	Avg.
1. Eric Dawson, Austin	842	306	17.4
<b>2. Marcus Lewis, Tulsa</b>	<b>1665</b>	<b>583</b>	<b>16.8</b>
3. Dante Milligan, Canton	1146	387	16.2
4. Frank Hassell, Canton	805	270	16.1
5. Sean Williams, Texas	779	241	14.8
6. David Palmer, Bakersfield/Reno	797	235	14.2
7. Leo Lyons, Austin/Dakota	1064	309	13.9
8. Zach Andrews, Los Angeles	1121	322	13.8
9. Kyle Goldcamp, Erie	1310	371	13.6
10. Malcolm Thomas, LA/Austin/RGV	804	227	13.6
11. Juan Pattillo, Bakersfield	1258	354	13.5
12. Marvin Phillips, Fort Wayne/Erie	845	237	13.5
13. Jamar Brown, Springfield	790	220	13.4
14. Greg Smith, Rio Grande Valley	732	203	13.3
15. Jeff Foote, Springfield	1274	349	13.1
16. Otis George, Los Angeles	983	267	13.0
17. Dennis Horner, Springfield	786	213	13.0
18. Curtis Withers, Dakota/Sioux Falls	948	256	13.0
<b>19. Ryan Reid, Tulsa</b>	<b>791</b>	<b>213</b>	<b>12.9</b>
20. Mikki Moore, Idaho	926	242	12.5

### Assists Per 48 Minutes

	MIN	AST.	Avg.
1. David Bailey, Idaho	997	208	10.0
2. Jeremy Wise, Bakersfield	1249	257	9.9
3. Vance Cooksey, Texas/RGV	908	184	9.7
4. Drew Neitzel, Texas	614	120	9.4
5. Brandon Ewing, Iowa	910	173	9.1
6. Curtis Stinson, Iowa	898	165	8.8
7. Mike Gerrity, Erie/Maine	620	113	8.7
8. Mustapha Farrakhan, Bakersfield	730	131	8.6
9. Courtney Fortson, LA/RGV	1072	192	8.6
10. Will Blalock, Reno	934	163	8.4
11. Keith McLeod, Canton/Erie	932	157	8.1
12. T.J. Campbell, Canton	1547	259	8.0
13. JamesOn Curry, Springfield	1506	250	8.0
14. Maurice Baker, Dakota	1773	289	7.8
15. Mardy Collins, Los Angeles	791	129	7.8
16. Kenny Hayes, Maine	1453	230	7.6
17. Orien Greene, Los Angeles	1197	182	7.3
18. Stefhon Hannah, Dakota	933	140	7.2
19. Justin Dentmon, Austin	1490	219	7.1
20. Dominique Coleman, Sioux Falls	1685	238	6.8

### Blocked Shots Per 48 Minutes

	MIN	BLK.	Avg.
1. Sean Williams, Texas	779	68	4.2
2. Ben Strong, Iowa	1088	76	3.4
3. Malcolm Thomas, LA/Austin/RGV	804	57	3.4
4. Anthony Kent, Maine	1048	69	3.2
5. Tommy Smith, Dakota	743	46	3.0
6. Dante Milligan, Canton	1146	67	2.8
7. Eric Dawson, Austin	842	47	2.7
8. Lawrence Hill, Texas/Maine	1212	66	2.6
9. Marcus Dove, Dakota	1228	65	2.5
10. Mike Anderson, Dakota	1093	55	2.4
11. Chris Ayer, Reno	775	35	2.2
12. Marqus Blakely, Iowa/Sioux Falls	1089	45	2.0
13. Greg Smith, Rio Grande Valley	732	30	2.0
14. Jamie Vanderbeken, Bakersfield	565	23	2.0
15. Damian Johnson, Bakersfield/Springfield	1059	43	1.9
16. Mikki Moore, Idaho	926	35	1.8
<b>17. Larry Owens, Tulsa</b>	<b>1143</b>	<b>42</b>	<b>1.8</b>
18. Jeff Foote, Springfield	1274	43	1.6
19. Trey Gilder, Sioux Falls	1259	42	1.6
20. Kyle Goldcamp, Erie	1310	43	1.6

### Steals Per 48 Minutes

	MIN	ST.	Avg.
1. Ramon Harris, Fort Wayne	751	51	3.3
2. Stefhon Hannah, Dakota	933	62	3.2
3. Dominique Coleman, Sioux Falls	1685	108	3.1
4. Tory Jackson, Fort Wayne	987	63	3.1
5. Preston Knowles, Springfield	519	34	3.1
6. Courtney Fortson, LA/RGV	1072	66	3.0
7. Jerry Smith, Springfield	1365	83	2.9
8. Marqus Blakely, Iowa/Sioux Falls	1089	64	2.8
9. Elijah Millsap, Los Angeles	1353	78	2.8
10. Marcus Dove, Dakota	1228	68	2.7
11. Brian Hamilton, LA/Sioux Falls	1006	56	2.7
12. Tommy Smith, Dakota	743	42	2.7
13. Orien Greene, Los Angeles	1197	66	2.6
<b>14. Larry Owens, Tulsa</b>	<b>1143</b>	<b>59</b>	<b>2.5</b>
15. JamesOn Curry, Springfield	1506	76	2.4
<b>16. Delroy James, Tulsa</b>	<b>534</b>	<b>27</b>	<b>2.4</b>
17. Juan Pattillo, Bakersfield	1258	64	2.4
18. Gabe Pruitt, Sioux Falls	1134	56	2.4
19. Chris Roberts, Texas	974	49	2.4
20. Curtis Stinson, Iowa	898	45	2.4

# 2011-12 D-LEAGUE REVIEW



## 2011-12 NBA D-League Final Standings

Team	G	FGM	FGA	Pct	FTM	FTA	Pct	3PM	3PA	Pct	PTS	Avg	OR	DR	REB	Avg	AST	PF	TO	BS	ST
Austin	50	1990	4147	.480	986	1258	.784	390	1039	.375	5356	107.1	642	1553	2195	43.9	1061	1019	758	179	400
Bakersfield	50	1855	4066	.456	1166	1539	.758	378	1095	.345	5254	105.1	585	1553	2138	42.8	1113	1065	821	250	427
Canton	50	1860	4063	.458	1025	1381	.742	369	941	.392	5114	102.3	606	1585	2191	43.8	883	1159	798	201	347
Dakota	50	1990	4111	.484	940	1269	.741	331	884	.374	5251	105.0	592	1540	2132	42.6	1014	1165	852	253	479
Erie	50	1921	4159	.462	979	1305	.750	328	933	.352	5149	103.0	598	1539	2137	42.7	1017	1109	763	239	399
Fort Wayne	50	1809	4133	.438	991	1351	.734	231	718	.322	4840	96.8	608	1424	2032	4.6	918	1088	797	134	442
Idaho	50	1840	3961	.465	877	1237	.709	362	1085	.334	4919	98.4	545	1533	2078	41.6	1062	1205	793	217	415
Iowa	50	1907	4047	.471	942	1248	.755	290	768	.378	5046	10.9	538	1578	2116	42.3	988	1075	845	264	378
Los Angeles	50	1926	3985	.483	1086	1526	.712	360	953	.378	5298	106.0	620	1555	2175	43.5	1105	1135	800	231	506
Maine	50	1852	3996	.463	947	1263	.750	316	921	.343	4967	99.3	480	1549	2029	4.6	961	1010	758	303	337
Reno	50	1926	4015	.480	1165	1516	.768	394	1060	.372	5411	108.2	572	1476	2048	41.0	1093	1154	839	188	393
Rio Grande Valley	50	2000	4310	.464	977	1402	.697	524	1500	.349	5501	11.0	686	1465	2151	43.0	1084	1158	859	266	459
Sioux Falls	50	1893	4059	.466	983	1343	.732	246	749	.328	5015	10.3	580	1401	1981	39.6	1014	1165	888	280	495
Springfield	50	1889	4341	.435	922	1284	.718	423	1223	.346	5123	102.5	761	1452	2213	44.3	871	1234	727	218	479
Texas	50	1849	4130	.448	1101	1428	.771	266	800	.333	5065	101.3	723	1441	2164	43.3	1016	1057	784	235	412
Tulsa	50	1798	3980	.452	816	1177	.693	284	845	.336	4696	93.9	615	1483	2098	42.0	951	1054	824	245	444

## 2011-12 NBA D-League Team Averages Comparisons

TEAM	Points per Game		Field Goal Percentage		Turnovers per Game		Rebound Percentages		
	OWN	OPP	OWN	OPP	OWN	OPP	OFF	DEF	TOT
Austin	107.1	101.1	.480	.462	15.2	15.4	.307	.709	.513
Bakersfield	105.1	105.3	.456	.466	16.4	15.3	.273	.728	.500
Canton	102.3	101.7	.458	.459	16.0	14.2	.287	.734	.513
Dakota	105.0	100.5	<b>.484</b>	.454	17.0	17.2	.290	.711	.506
Erie	103.0	102.8	.462	.461	15.3	15.6	.279	.712	.497
Fort Wayne	96.8	103.3	.438	.481	15.9	16.8	.278	.711	.485
Idaho	98.4	101.5	.465	.463	15.9	15.2	.256	.736	.493
Iowa	100.9	102.7	.471	.454	16.9	15.4	.261	.717	.496
Los Angeles	106.0	97.6	.483	<b>.442</b>	16.0	17.2	.306	<b>.740</b>	<b>.527</b>
Maine	99.3	103.7	.463	.449	15.2	13.5	.238	.686	.475
Reno	108.2	109.1	.480	.481	16.8	16.1	.281	.714	.500
Rio Grande Valley	<b>110.0</b>	109.8	.464	.475	17.2	17.6	.306	.686	.492
Sioux Falls	100.3	103.7	.466	.473	17.8	<b>18.1</b>	.282	.683	.482
Springfield	102.5	100.8	.435	.461	<b>14.5</b>	16.9	<b>.333</b>	.722	.515
Texas	101.3	102.8	.448	.472	15.7	16.1	.331	.685	.504
Tulsa	93.9	<b>93.6</b>	<b>.452</b>	<b>.449</b>	<b>16.5</b>	<b>17.5</b>	<b>.290</b>	<b>.721</b>	<b>.502</b>

BOLD indicates league best



# 2011-12 D-LEAGUE REVIEW

## 2011-12 NBA D-League All-Star Game Rosters

### EASTERN CONFERENCE

#### Starters

Jerry Smith	G	Springfield
Moses Ehambe	F	Iowa
Jeff Foote	C	Springfield
Edwin Ubiles	F	Dakota
Darnell Lazare	F	Fort Wayne

#### Reserves

Marqus Blakely	F	Sioux Falls
JamesOn Curry	G	Springfield
Charles Garcia	C	Sioux Falls
Keith McLeod	G	Erie
Lawrence Hill	G	Maine

**Head Coach:** Kevin Young (Iowa)

**Assistant:** Gene Cross (Iowa)

**Athletic Trainer:** Jeremy MacVarish (Iowa)

### WESTERN CONFERENCE

#### Starters

Jerome Dyson	G	Tulsa
Justin Dentmon	G	Austin
Gerald Green	F	Los Angeles
Marcus Lewis	F	Tulsa
Leo Lyons	F	Austin

#### Reserves

Blake Ahearn	G	Reno
Zach Andrews	C	Los Angeles
Andre Emmett	F	Reno
Elijah Millsap	G	Los Angeles
Tyren Johnson	C	Rio Grande Valley

**Head Coach:** Brad Jones (Austin)

**Assistant:** Taylor Jenkins (Austin)

**Assistant:** Alex Lloyd (Austin)

**Athletic Trainer:** Nixon Dorvilien (Austin)

## 2011-12 NBA D-League All-Star Game Box Score

### WEST

	POS	MIN	FGM-A	3PM-A	FTM-A	+/-	REBOUNDS			AST	PF	ST	TO	BS	BA	PTS
							OFF	DEF	TOT							
M. Lewis	F	22:07	7-8	0-0	0-0	0	4	6	10	1	2	0	0	1	0	14
G. Green	F	24:01	10-17	3-8	5-5	-6	1	2	3	1	1	0	1	0	0	28
J. Dentmon	G	21:40	6-12	2-5	1-3	-2	0	1	1	3	0	1	0	0	0	15
J. Dyson	G	21:23	2-7	1-2	0-0	+1	1	4	5	8	0	2	1	0	2	5
L. Lyons	F	21:40	6-9	2-4	1-2	-2	3	4	7	2	1	0	7	0	0	15
A. Emmett		16:13	7-11	1-3	0-0	+9	1	1	2	0	0	3	0	0	0	15
E. Millsap		18:37	2-5	0-1	3-4	+2	1	1	2	1	0	2	1	0	0	7
T. Johnson		17:36	2-5	1-2	0-0	+6	2	2	4	3	0	0	0	0	0	5
B. Ahearn		18:37	7-10	3-5	4-4	+2	0	1	1	8	3	2	4	0	0	21
Z. Andrews		18:06	5-9	0-0	0-0	+5	2	3	5	0	3	4	1	0	1	10
Total		200	54-93	13-30	14-18		15	25	40	27	10	14	15	1	3	135
			58.1%	43.3%	77.8%		TEAM REBS: 5				TOTAL TO: 15					

### EAST

	POS	MIN	FGM-A	3PM-A	FTM-A	+/-	REBOUNDS			AST	PF	ST	TO	BS	BA	PTS
							OFF	DEF	TOT							
E. Ubiles	G, F	21:09	4-9	0-2	0-2	-8	0	0	0	5	1	1	1	0	0	8
J. Smith	G	23:51	6-11	2-7	0-0	-7	1	4	5	6	3	1	1	0	0	14
M. Ehambe	G, F	23:29	9-17	6-11	0-0	-4	0	1	1	1	0	1	0	0	0	24
D. Lazare	F	20:27	6-9	0-0	1-2	-8	3	3	6	0	1	1	1	0	0	13
J. Foote	C	20:24	2-6	0-0	0-0	-8	2	5	7	1	1	1	2	1	1	4
M. Blakely		19:33	9-11	1-1	1-2	+5	1	4	5	1	1	0	0	0	0	20
J. Curry		24:01	10-16	4-7	1-2	+4	0	3	3	8	4	2	7	1	0	25
C. Garcia		18:54	5-6	1-2	1-1	+5	1	0	1	1	4	1	0	1	0	12
L. Hill		18:51	4-6	1-1	0-0	+5	2	4	6	0	0	2	2	0	0	9
K. McLeod		09:21	1-3	1-2	0-3	+1	0	2	2	3	0	0	3	0	0	3
Total		200	56-94	16-33	4-12		10	26	36	26	15	10	17	3	1	132
			59.6%	48.5%	33.3%		TEAM REBS: 9				TOTAL TO: 18					

# 2011-12 D-LEAGUE REVIEW



## 2011-12 NBA D-League GATORADE Call-Ups

<u>Player</u>	<u>D-League Team</u>	<u>NBA Team</u>
Xavier Silas.....	Maine .....	Philadelphia
Derrick Byars .....	Bakersfield .....	San Antonio
D.J. Kennedy .....	Erie .....	Cleveland
Dan Gadzuric.....	Texas .....	New York
Lester Hudson .....	Austin .....	Memphis
Sean Williams.....	Texas .....	Boston
Morris Almond.....	Maine .....	Washington
Mikki Moore .....	Idaho .....	Golden State
Jamario Moon.....	Los Angeles .....	Charlotte
Jerome Dyson .....	Tulsa .....	New Orleans
Blake Ahearn .....	Reno .....	Utah
Justin Dentmon.....	Austin .....	Toronto
Mike James .....	Erie .....	Chicago
Dennis Horner .....	Springfield .....	New Jersey
Lester Hudson .....	Austin .....	Cleveland
Cartier Martin.....	Iowa .....	Washington
Malcolm Thomas ...	Los Angeles .....	Houston
Ben Uzoh.....	Rio Grande Val. ...	Toronto
Alan Anderson .....	Canton .....	Toronto
Keith Benson .....	Sioux Falls .....	Golden State
Bobby Simmons .....	Reno .....	L.A. Clippers
Justin Dentmon.....	Austin .....	San Antonio
Mickell Gladness ...	Dakota .....	Golden State
Edwin Ubiles.....	Dakota .....	Washington
Manny Harris .....	Canton .....	Cleveland
Courtney Fortson....	Los Angeles .....	Houston
Donald Sloan .....	Erie .....	Cleveland
Eric Dawson .....	Austin .....	San Antonio
Jerry Smith .....	Springfield .....	New Jersey
Mike James .....	Erie .....	Chicago

<u>Player</u>	<u>D-League Team</u>	<u>NBA Team</u>
Jeff Foote.....	Springfield .....	New Orleans
Bobby Simmons .....	Reno .....	L.A. Clippers
Gerald Green.....	Los Angeles .....	New Jersey
Manny Harris .....	Canton .....	Cleveland
Eric Dawson .....	Austin .....	San Antonio
Mike James .....	Erie .....	Chicago
Andre Emmett.....	Reno .....	New Jersey
Mickell Gladness ...	Dakota .....	Miami
Ben Uzoh.....	Rio Grande Val. ...	Cleveland
Greg Smith .....	Rio Grande Val. ...	Houston
Donald Sloan.....	Erie .....	Atlanta
Lance Thomas.....	Austin .....	New Orleans
Ish Smith.....	Los Angeles .....	Orlando
Walker Russell, Jr. ...	Fort Wayne .....	Detroit
Larry Owens .....	Tulsa .....	New Jersey
Courtney Fortson....	Los Angeles .....	L.A. Clippers
Mike James .....	Erie.....	Chicago
Malcolm Thomas ...	Los Angeles.....	San Antonio
Cory Higgins.....	Erie.....	Denver
Mickell Gladness ...	Dakota.....	Miami
Terrel Harris.....	Rio Grande Val.....	Miami
Dennis Horner .....	Springfield .....	New Jersey
Cardell Johnson.....	Austin .....	New Orleans
Ryan Reid.....	Tulsa .....	Oklahoma City
Donald Sloan .....	Erie.....	Atlanta
Greg Stiemsma.....	Sioux Falls.....	Boston
Jamaal Tinsley.....	Los Angeles.....	Utah
Mychel Thompson ..	Erie.....	Cleveland
Lance Thomas.....	Austin .....	New Orleans
Chris Wright.....	Maine .....	Golden State



# 2011-12 D-LEAGUE REVIEW

## 2011-12 NBA D-League Assignments

<u>Date Assigned</u>	<u>Player</u>	<u>NBA Team</u>	<u>D-League Team</u>	<u>Date Recalled</u>
April 10, 2012 .....	Jerome Jordan .....	Erie BayHawks .....	New York Knicks .....	
April 10, 2012 .....	Chris Wright .....	Dakota Wizards .....	Golden State Warriors .....	
April 5, 2012 .....	Courtney Fortson .....	Rio Grande Valley Vipers .....	Houston Rockets .....	
April 5, 2012 .....	Josh Selby .....	Reno Bighorns.....	Memphis Grizzlies .....	
March 30, 2012....	Malcolm Thomas.....	Rio Grande Valley Vipers .....	Houston Rockets .....	
March 29, 2012....	Travis Leslie .....	Bakersfield Jam.....	Los Angeles Clippers.....	
March 26, 2012....	Josh Selby .....	Reno Bighorns.....	Memphis Grizzlies .....	
March 24, 2012....	Chris Wright .....	Dakota Wizards .....	Golden State Warriors .....	April 4, 2012
<b>March 24, 2012...</b>	<b>Reggie Jackson.....</b>	<b>Tulsa 66ers.....</b>	<b>Oklahoma City Thunder .....</b>	<b>March 25, 2012</b>
March 23, 2012....	Kelenna Azubuike ...	Texas Legends .....	Dallas Mavericks.....	
March 21, 2012....	Greg Smith .....	Rio Grande Valley Vipers .....	Houston Rockets .....	
March 20, 2012....	Cory Joseph .....	Austin Toros.....	San Antonio Spurs .....	
March 18, 2012....	Xavier Henry .....	Iowa Energy .....	New Orleans Hornets .....	March 19, 2012
<b>March 17, 2012...</b>	<b>Lazar Hayward.....</b>	<b>Tulsa 66ers.....</b>	<b>Oklahoma City Thunder .....</b>	<b>March 18, 2012</b>
March 13, 2012....	Sean Williams .....	Texas Legends .....	Dallas Mavericks.....	March 16, 2012
March 11, 2012....	Vernon Macklin .....	Fort Wayne Mad Ants .....	Detroit Pistons .....	
March 7, 2012....	Darius Morris.....	L.A. D-Fenders .....	L.A. Lakers.....	March 16, 2012
March 6, 2012....	Christian Eyenga.....	Canton Charge .....	Cleveland Cavaliers.....	
March 6, 2012 .....	Luke Harangody.....	Canton Charge .....	Cleveland Cavaliers.....	
March 5, 2012....	T.J. Ford .....	Austin Toros.....	San Antonio Spurs .....	March 6, 2012
March 3, 2012....	Cory Joseph .....	Austin Toros.....	San Antonio Spurs .....	March 9, 2012
March 2, 2012....	Lazar Hayward .....	Tulsa 66ers.....	Oklahoma City Thunder .....	March 4, 2012
March 2, 2012 .....	Jerome Jordan .....	Erie BayHawks .....	New York Knicks .....	March 8, 2012
March 2, 2012 .....	Travis Leslie .....	Bakersfield Jam.....	L.A. Clippers .....	March 12, 2012
March 2, 2012 .....	Lamar Odom .....	Texas Legends .....	Dallas Mavericks.....	March 3, 2012
Feb. 29, 2012 .....	Malcolm Lee .....	Sioux Falls Skyforce.....	Minnesota Timberwolves .....	March 9, 2012
Feb. 27, 2012 .....	Jeremy Tyler.....	Dakota Wizards.....	Golden State Warriors .....	March 6, 2012
Feb. 15, 2012 .....	Devin Ebanks.....	L.A. D-Fenders .....	L.A. Lakers.....	Feb. 28, 2012
Feb. 13, 2012 .....	Josh Selby .....	Reno.....	Memphis Grizzlies .....	Feb. 27, 2012
Feb. 9, 2012 .....	Greg Smith .....	Rio Grande Valley .....	Houston Rockets .....	Feb. 19, 2012
Feb. 7, 2012 .....	Craig Brackins.....	Maine Red Claws .....	Philadelphia 76ers .....	Mar. 1, 2012
Feb. 6, 2012 .....	Malcolm Lee.....	Sioux Falls Skyforce.....	Minnesota Timberwolves .....	Feb. 12, 2012
Feb. 3, 2012 .....	Marcus Morris .....	Rio Grande Valley Vipers .....	Houston Rockets .....	Feb. 20, 2012
Jan. 30, 2012.....	Malcolm Thomas.....	Austin Toros.....	San Antonio Spurs .....	Jan. 7, 2012
Jan. 26, 2012.....	Erie Bledsoe.....	Bakersfield Jam.....	Los Angeles Clippers .....	Jan. 28, 2012
Jan. 26, 2012 .....	Luke Harangody.....	Canton Charge .....	Cleveland Cavaliers.....	Feb. 1, 2012
Jan. 26, 2012 .....	Chris Wright .....	Dakota Wizards.....	Golden State Warriors .....	Feb. 6, 2012
Jan. 25, 2012.....	Derek Character.....	Los Angeles D-Fenders.....	Los Angeles Lakers .....	Feb. 7, 2012
Jan. 18, 2012.....	Jordan Williams.....	Springfield Armor.....	New Jersey Nets.....	Jan. 29, 2012
Jan. 18, 2012 .....	Darlington Hobson ...	Fort Wayne Mad Ants .....	Milwaukee Bucks .....	Feb. 1, 2012
Jan. 17, 2012.....	Jeremy Lin .....	Erie BayHawks .....	New York Knicks .....	Jan. 23, 2012
Jan. 17, 2012 .....	Jerome Jordan .....	Erie BayHawks .....	New York Knicks .....	Jan. 23, 2012
<b>Jan. 16, 2012 .....</b>	<b>Ryan Reid .....</b>	<b>Tulsa 66ers.....</b>	<b>Oklahoma City Thunder .....</b>	<b>Feb. 6, 2012</b>
Jan. 15, 2012.....	Dominique Jones .....	Texas Legends .....	Dallas Mavericks.....	Jan. 23, 2012





## 2011-12 NBA D-League Assignments

<u>Date Assigned</u>	<u>Player</u>	<u>NBA Team</u>	<u>D-League Team</u>	<u>Date Recalled</u>
Jan. 6, 2012.....	Yi Jianlian .....	Texas Legends.....	Dallas Mavericks.....	Jan. 9, 2012
Jan. 6, 2012.....	Sean Williams.....	Texas Legends.....	Dallas Mavericks.....	March 4, 2012
Jan. 4, 2012.....	Solomon Alabi.....	Bakersfield Jam .....	Toronto Raptors .....	Jan. 22, 2012
Jan. 4, 2012 .....	Christian Eyenga ....	Canton Charge.....	Cleveland Cavaliers.....	Jan. 23, 2012
Jan. 4, 2012 .....	Armon Johnson.....	Idaho Stampede.....	Portland Trail Blazers.....	Jan. 15, 2012
Jan. 4, 2012 .....	Luke Babbitt.....	Idaho Stampede.....	Portland Trail Blazers.....	Jan. 10, 2012
Jan. 3, 2012.....	Marcus Morris.....	Rio Grande Valley Vipers....	Houston Rockets .....	Jan. 16, 2012
Jan. 3, 2012 .....	Julyan Stone .....	Idaho Stampede.....	Denver Nuggets.....	Jan. 10, 2012
Jan. 3, 2012 .....	Jordan Hamilton.....	Idaho Stampede.....	Denver Nuggets.....	Jan. 15, 2012
Jan. 3, 2012 .....	Cory Joseph.....	Austin Toros .....	San Antonio Spurs .....	Jan. 11, 2012
Jan. 2, 2012.....	Gary Neal.....	Austin Toros .....	San Antonio Spurs .....	Jan. 3, 2012
Jan. 1, 2012.....	Tyler Honeycutt.....	Reno Bighorns .....	Sacramento Kings .....	Jan. 22, 2012
Jan. 1, 2012 .....	Hassan Whiteside...	Reno Bighorns .....	Sacramento Kings .....	Feb. 3, 2012
Jan. 1, 2012 .....	Hamady N'Diaye....	Iowa Energy .....	Washington Wizards .....	Jan. 30, 2012
Dec. 29, 2011 .....	Darington Hobson...	Fort Wayne Mad Ants.....	Milwaukee Bucks .....	Jan. 4, 2012
Dec. 21, 2011 .....	Sean Williams.....	Texas Legends.....	Dallas Mavericks.....	Dec. 22, 2011
Dec. 21, 2011 .....	Drew Neitzl .....	Texas Legends.....	Dallas Mavericks.....	Dec. 22, 2011
Dec. 21, 2011 .....	Jerome Randle .....	Texas Legends.....	Dallas Mavericks.....	Dec. 22, 2011
Dec. 17, 2011 .....	Andrew Goudelock	L.A. D-Fenders.....	Los Angeles Lakers .....	Dec. 18, 2011
Dec. 17, 2011 .....	Malcolm Thomas ....	L.A. D-Fenders.....	Los Angeles Lakers .....	Dec. 18, 2011



# NBA D-LEAGUE HISTORY

## Year-by-Year D-League Champions

Season	League Champion	Runner-Up
2001-02	Greenville Groove	North Charleston Lowgators
2002-03	Mobile Revelers	Fayetteville Patriots
2003-04	Asheville Altitude	Huntsville Flight
2004-05	Asheville Altitude	Columbus Riverdragons
2005-06	Albuquerque Thunderbirds	Fort Worth Flyers
2006-07	Dakota Wizards	Colorado 14ers
2007-08	Idaho Stampede	Austin Toros
2008-09	Colorado 14ers	Utah Flash
2009-10	Rio Grande Valley Vipers	<b>Tulsa 66ers</b>
2010-11	Iowa Energy	Rio Grande Valley Vipers
2011-12	Austin Toros	Los Angeles D-Fenders

## Year-by-Year Award Winners

Season	Most Valuable Player	Coach of the Year	Rookie of the Year
2001-02	Ansu Sesay (Greenville)		Fred House (North Charleston)
2002-03	Devin Brown (Fayetteville)		Devin Brown (Fayetteville)
2003-04	Tierre Brown (Charleston)		Desmond Penigar (Asheville)
2004-05	Matt Carroll (Roanoke)		James Thomas (Roanoke)
2005-06	Marcus Fizer (Austin)		Will Bynum (Roanoke)
2006-07	Randy Livingston (Idaho)	Bryan Gates (Idaho)	Louis Amundson (Colorado)
2007-08	Kasib Powell (Sioux Falls)	Bryan Gates (Idaho)	Blake Ahearn (Dakota)
2008-09	Courtney Sims (Iowa)	Quin Snyder (Austin)	Othys Jeffers (Iowa)
2009-10	Mike Harris (Rio Grande Val.)	Chris Finch (Rio Grande Val.)	Alonzo Gee (Austin)
2010-11	Curtis Stinson (Iowa)	Nick Nurse (Iowa)	DeShawn Sims (Maine)
2011-12	Justin Dentmon (Austin)	Eric Musselman (L.A.)	Edwin Ubiles (Dakota)

Season	Defensive Player of the Year	Impact Player of the Year	Sportsmanship Award
2001-02	Jeff Myers (Greenville)		Mike Wilks (Hunstville)
2002-03	Mikki Moore (Roanoke)		Billy Thomas (Greenville)
2003-04	Karim Shabazz (Charleston)		
2004-05	Derrick Zimmerman (Columbus)		
2005-06	Derrick Zimmerman (Austin)		Ime Udoka (Fort Worth)
2006-07	Renaldo Major (Dakota)		Roger Powel (Arkansas)
2007-08	Mouhamed Sene (Idaho)	Morris Almond (Utah)	Billy Thomas (Colorado)
	Stephane Lasmé (L.A.)		
2008-09	Brent Petway (Idaho)	Eddie Gill (Colorad)	Will Conroy (Albuquerque)
2009-10	Greg Stiemsma (Sioux Falls)	Brian Butch (Bakersfield)	Andre Ingram (Utah)
2010-11	Chris Johnson (Dakota)	Jeff Adrien (Rio Grande Val.)	<b>Larry Owens (Tulsa)</b>
2011-12	Stefhon Hannah (Dakota)	Eric Dawson (Austin)	Moses Ehambe (Iowa)



## 2012-13 NBA D-League Key Dates

November 2 .....	NBA D-League Draft, 7 PM ET
November 10-11 .....	NBA D-League players arrive in markets
November 12 .....	NBA D-League training camps begin
November 14-20 .....	NBA D-League Preseason Games (exact dates, locations, TBD)
November 21 .....	NBA D-League 10-player opening day rosters set by 5 p.m. ET
November 23 .....	2012-13 NBA D-League regular season begins
January 7-10 .....	NBA D-League Showcase (Reno, Nevada)
January 7 .....	NBA 10-day contracts can now be signed
February 16 .....	NBA D-League All-Star Game (Houston, TX)
April 6 .....	2012-13 NBA D-League regular season ends
April 10 .....	2013 NBA D-League Postseason begins (earliest possible start date)

## 2012-13 NBA D-League Teams and NBA Affiliates

<b>Team</b>	<b>NBA Affiliate</b>
Austin Toros .....	San Antonio Spurs
Bakersfield Jam .....	Atlanta Hawks, L.A. Clippers, Phoenix Suns, Toronto Raptors
Canton Charge .....	Cleveland Cavaliers
Erie BayHawks .....	New York Knicks
Fort Wayne Mad Ants .....	Charlotte Bobcats, Detroit Pistons, Indiana Pacers, Milwaukee Bucks
Idaho Stampede .....	Portland Trail Blazers
Iowa Energy .....	Chicago Bulls, Denver Nuggets, New Orleans Hornets, Washington Wizards
Los Angeles D-Fenders .....	L.A. Lakers
Maine Red Claws .....	Boston Celtics
Reno Bighorns .....	Memphis Grizzlies, Sacramento Kings, Utah Jazz
Rio Grande Valley Vipers .....	Houston Rockets
Santa Cruz Warriors .....	Golden State Warriors
Sioux Falls SkyForce .....	Miami Heat, Minnesota Timberwolves, Orlando Magic, Philadelphia 76ers
Springfield Armor .....	Brooklyn Nets
Texas Legends .....	Dallas Mavericks
<b>Tulsa 66ers .....</b>	<b>Oklahoma City Thunder</b>



# OPPONENTS




NBA AFFILIATE:



## AUSTIN TOROS

12885 N. Highway 183  
Suite 107  
Austin, TX 78750  
(512) 236-8333  
AustinToros.com



Taylor Jenkins  
Head Coach

Chief Operating Officer..... Peter Lubell  
 General Manager..... Sean Marks  
 Head Coach..... Taylor Jenkins  
 Assistant Coach..... Ken McDonald  
 Assistant Coach..... Ira Newble  
 Athletic Trainer..... Keith Abrams  
 Radio Broadcaster..... Marc Hoenig  
 Public Relations..... Perri Travillion  
 Public Relations Email..... ptravillion@autsintoros.com

### 2011-12 Results and 2012-13 Matchups

#### 2011-12 Results

Date	Site	Result	Score
Dec. 2	Austin	L	83-96
Dec. 3	Tulsa	W	109-96
Dec. 7	Austin	L	80-94
Jan. 8	Tulsa	L	90-91
Feb. 22	Austin	L	87-114

#### 2012-13 Matchups

Date	Site	Time
Jan. 18	Tulsa	7:00 p.m.
Jan. 19	Tulsa	7:00 p.m.
Feb. 9	Austin	7:30 p.m.
Mar. 29	Austin	7:30 p.m.
Mar. 30	Tulsa	7:00 p.m.

### Series History

#### 66ers vs. Austin All-Time

Season	Home	Road	Total
2005-06	2-2	1-3	3-5
2006-07	2-1	1-2	3-3
2007-08	3-1	1-3	4-4
2008-09	0-4	0-3	0-7
2009-10	2-0	2-2	4-2
2010-11	2-0	2-0	4-0
2011-12	1-1	0-3	1-4
<b>Totals:</b>	<b>19-25</b>	<b>12-9</b>	<b>7-16</b>

#### Team Info:

Home Arena..... Cedar Park Center (4,672)  
 Colors ..... Black and Silver  
 Year Founded ..... 2005  
 2011-12 Record ..... 33-17  
 2011-12 Playoffs ..... NBA D-League Champions

#### 66ers vs. Austin:

Last Win..... 12/03/2011 (109-96 at Tulsa)  
 Last Home Win ..... 12/03/2011 (109-96 at Tulsa)  
 Last Road Win ..... 01/02/2011 (110-91 at Austin)  
 Last Loss ..... 02/22/2012 (87-114 at Austin)  
 Last Home Loss ..... 01/08/2012 (90-91 at Tulsa)  
 Last Road Loss ..... 02/22/2012 (87-114 at Austin)  
 Current Streak ..... Lost Three



## BAKERSFIELD JAM

1400 Norris Road  
Bakersfield, CA 93308  
(661) 615-6550  
BakersfieldJam.com

### NBA AFFILIATES:



Will Voigt  
Head Coach

Majority Owner ..... Stan Ellis  
 Managing Partner ..... David Higdon  
 Director of Player Personnel ..... Brian Levy  
 Head Coach ..... Will Voigt  
 Assistant Coach ..... John Bryant  
 Assistant Coach ..... Brian Dignan  
 Video Coordinator ..... Nelson Terroba  
 Athletic Trainer ..... Shaun Mirza  
 Radio Broadcaster ..... Rick Hudgens, Matt Guinn, Alex Lee  
 Public Relations ..... William Aquije  
 Public Relations Email ..... william@bakersfieldjam.com

## 2011-12 Results and 2012-13 Matchups

### 2011-12 Results

Date	Site	Result	Score
Feb. 10	Bakersfield	L	86-102
Feb. 11	Bakersfield	L	96-107
Mar. 27	Tulsa	L	102-108

### 2012-13 Matchups

Date	Site	Time
Dec. 14	Bakersfield	9:00 p.m.
Dec. 15	Bakersfield	9:00 p.m.
Mar. 19	Tulsa	7:00 p.m.

## Series History

### 66ers vs. Bakersfield All-Time

Season	Home	Road	Total
2006-07	1-1	1-0	2-1
2007-08	1-0	1-0	2-0
2008-09	1-0	0-1	1-1
2009-10	0-1	0-1	0-2
2010-11	0-0	1-1	1-1
2011-12	0-1	0-2	0-3
<b>Totals:</b>	<b>3-3</b>	<b>3-5</b>	<b>6-8</b>

### Team Info:

Home Arena ..... Dignity Health Event Center (750)  
 Colors ..... Red and Blue  
 Year Founded ..... 2006  
 2011-12 Record ..... 28-22  
 2011-12 Playoffs ..... Lost in Semifinals

### 66ers vs. Bakersfield:

Last Win ..... 11/20/2010 (108-93 at Bakersfield)  
 Last Home Win ..... 03/29/2009 (98-91 at Tulsa)  
 Last Road Win ..... 11/20/2010 (108-93 at Bakersfield)  
 Last Loss ..... 03/27/2012 (102-108 at Tulsa)  
 Last Home Loss ..... 03/27/2012 (102-108 at Tulsa)  
 Last Road Loss ..... 02/11/2012 (96-107 at Bakersfield)  
 Current Streak ..... Lost Three



# OPPONENTS



NBA AFFILIATE:



## CANTON CHARGE

1101 Market Avenue North  
Canton, OH 44702  
(330) 489-1701  
CantonCharge.com



Alex Jensen  
Head Coach

Chairman/Majority Owner..... Dan Gilbert  
 Senior Vice President and Chief Operating Officer ..... Alan Mowrey  
 Vice President of Basketball Operations, Cleveland Cavaliers ..... David Griffin  
 Director of Development League Operations ..... Mike Gansey  
 Head Coach..... Alex Jensen  
 Assistant Coach..... Thomas Scott  
 Athletic Trainer..... Mike Gittinger  
 Radio Broadcaster..... Scott Zurilla  
 Public Relations..... Sean Wyatt  
 Public Relations Email..... swyatt@cantoncharge.com

### 2011-12 Results and 2012-13 Matchups

#### 2011-12 Results

Date	Site	Result	Score
Jan. 16	Tulsa	L	103-110 (OT)

#### 2012-13 Matchups

Date	Site	Time
Dec. 22	Tulsa	7:00 p.m.
Dec. 28	Canton	6:30 p.m.
Dec. 29	Canton	6:30 p.m.

### Series History

#### 66ers vs. Canton All-Time

Season	Home	Road	Total
2011-12	0-1	0-0	0-1
<b>Totals:</b>	<b>0-1</b>	<b>0-0</b>	<b>0-0</b>

#### Team Info:

Home Arena..... Canton Memorial Civic Center (3,942)  
 Colors ..... Wine and Gold  
 Year Founded ..... 2011  
 2011-12 Record ..... 27-23  
 2011-12 Playoffs ..... Lost in Semifinals

#### 66ers vs. Canton:

Last Win..... n/a  
 Last Home Win ..... n/a  
 Last Road Win ..... n/a  
 Last Loss ..... 01/16/2012 (103-110 at Tulsa)  
 Last Home Loss..... 01/16/2012 (103-110 at Tulsa)  
 Last Road Loss..... n/a  
 Current Streak ..... Lost One



NBA AFFILIATE:



## ERIE BAYHAWKS

110 East 8th Street  
Erie, PA 16501  
(814) 790-5600  
ErieBayHawks.com



Gene Cross  
Head Coach

Majority Owner and Managing Partner..... Steven J. Demetriou  
Lead Local Investor..... Owen McCormick  
Team President..... Matt Bresee  
Vice President..... Mike Uden  
Assistant GM, New York Knicks; GM, Bayhawks Basketball Operations..... Allan Houston  
Head Coach..... Gene Cross  
Assistant Coach..... Ben McDonald  
Athletic Trainer..... Kyle Creasy  
Radio Broadcaster..... Chris "Red" Hughes  
Public Relations..... Jason Vaughan  
Public Relations Email..... jason.vaughan@nbaerie.com

### 2011-12 Results and 2012-13 Matchups

#### 2011-12 Results

Date	Site	Result	Score
Dec. 23	Erie	W	85-83

#### 2012-13 Matchups

Date	Site	Time
Jan. 28	Erie	6:00 p.m.
Feb. 1	Tulsa	7:00 p.m.

### Series History

#### 66ers vs. Erie All-Time

Season	Home	Road	Total
2008-09	1-0	0-1	1-1
2009-10	0-2	0-0	0-2
2010-11	1-0	1-1	2-1
2011-12	1-0	0-0	1-0
<b>Totals:</b>	<b>3-2</b>	<b>1-2</b>	<b>4-4</b>

#### Team Info:

Home Arena..... Erie Insurance Arena (5,400)  
Colors..... Black, Gold and Red  
Year Founded..... 2008  
2011-12 Record..... 28-22  
2011-12 Playoffs..... Lost in Quarterfinals

#### 66ers vs. Erie:

Last Win..... 12/23/2011 (85-83 at Erie)  
Last Home Win..... 02/24/2011 (117-115 at Tulsa)  
Last Road Win..... 12/23/2011 (85-83 at Erie)  
Last Loss..... 03/05/2011 (96-98 at Erie)  
Last Home Loss..... 01/17/2009 (97-102 at Tulsa)  
Last Road Loss..... 03/05/2011 (96-98 at Erie)  
Current Streak..... Won One



# OPPONENTS



NBA AFFILIATES:



## FORT WAYNE MAD ANTS

1910 St. Joe Center Road  
Suite 61  
Fort Wayne, IN 46825  
(260) 469-4667  
FortWayneHoops.com



Duane Ticknor  
Head Coach

Team President and General Manager.....	Jeff Potter
Head Coach.....	Duane Ticknor
Assistant Coach.....	Steve Gansey
Athletic Trainer.....	Zach Thiele
Radio Broadcaster.....	Bill Hazen
Public Relations.....	Audrey Siebrase
Public Relations Email.....	audrey@fortwaynehoops.com

### 2011-12 Results and 2012-13 Matchups

#### 2011-12 Results

Date	Site	Result	Score
Jan. 12	Fort Wayne	W	111-92
Jan. 27	Tulsa	W	87-81
Jan. 28	Tulsa	L	82-94
Mar. 11	Fort Wayne	W	91-89

#### 2012-13 Matchups

Date	Site	Time
Jan. 10	Reno, Nev.	9:00 a.m.
Apr. 6	Tulsa	7:00 p.m.

### Series History

#### 66ers vs. Fort Wayne All-Time

Season	Home	Road	Total
2007-08	1-0	1-0	2-0
2008-09	0-1	0-1	0-2
2009-10	2-0	0-0	2-0
2010-11	3-1	0-0	3-1
2011-12	1-1	2-0	3-1
<b>Totals:</b>	<b>7-3</b>	<b>3-1</b>	<b>10-4</b>

#### Team Info:

Home Arena.....Allen County War Memorial Coliseum (8,800)  
 Colors .....Crimson and Yellow  
 Year Founded.....2007  
 2011-12 Record.....14-36  
 2011-12 Playoffs.....Did Not Qualify

#### 66ers vs. Fort Wayne:

Last Win.....03/11/2012 (91-89 at Fort Wayne)  
 Last Home Win.....01/27/2012 (87-81 at Tulsa)  
 Last Road Win.....03/11/2012 (91-89 at Fort Wayne)  
 Last Loss.....01/28/2012 (82-94 at Tulsa)  
 Last Home Loss.....01/28/2012 (82-94 at Tulsa)  
 Last Road Loss.....04/05/2009 (86-105 at Fort Wayne)  
 Current Streak.....Won One





NBA AFFILIATE:



# IDAHO STAMPEDE

233 South Capitol Blvd.  
Suite 100  
Boise, ID 83702  
(208) 388-4667  
IdahoStampede.com



Michael Peck  
Head Coach

Managing Investor..... Bill Ilett  
President and General Manager ..... Steve Brandes  
Director of Basketball Operations..... Ed Flory  
Head Coach..... Michael Peck  
Assistant Coach..... Barry Rohrsen  
Assistant Coach..... Scott Williams  
Athletic Trainer..... Kevin Taylor  
Radio Broadcaster..... Mark Snider  
Public Relations..... Travis Tate  
Public Relations Email..... Travis@IdahoStampede.com

## 2011-12 Results and 2012-13 Matchups

### 2011-12 Results

Date	Site	Result	Score
Nov. 25	Idaho	W	89-76
Nov. 26	Idaho	W	97-85
Dec. 29	Tulsa	L	77-95
Feb. 14	Tulsa	L	92-100
Mar. 7	Tulsa	W	94-87

### 2012-13 Matchups

Date	Site	Time
Jan. 4	Tulsa	7:00 p.m.
Mar. 15	Idaho	8:00 p.m.
Mar. 16	Idaho	8:00 p.m.

## Series History

### 66ers vs. Idaho All-Time

Season	Home	Road	Total
2006-07	0-2	0-2	0-4
2007-08	0-1	0-1	0-2
2008-09	1-0	0-1	1-1
2009-10	0-0	0-2	0-2
2010-11	0-0	1-1	1-1
2011-12	1-2	2-0	2-2
<b>Totals:</b>	<b>2-5</b>	<b>3-7</b>	<b>5-12</b>

### Team Info:

Home Arena..... CenturyLink Arena (4,241)  
Colors ..... Red, Black and Silver  
Year Founded ..... 1996 (CBA); 2006 (D-League)  
2011-12 Record ..... 21-29  
2011-12 Playoffs ..... Did Not Qualify

### 66ers vs. Idaho:

Last Win..... 03/07/2012 (94-87 at Tulsa)  
Last Home Win ..... 03/07/2012 (94-87 at Tulsa)  
Last Road Win ..... 11/26/2011 (97-85 at Idaho)  
Last Loss ..... 02/14/2012 (92-100 at Tulsa)  
Last Home Loss..... 02/14/2012 (92-100 at Tulsa)  
Last Road Loss..... 04/16/2011 (85-94 at Idaho)  
Current Streak ..... Won One



# OPPONENTS



NBA AFFILIATES:



Ownership Group Representative ..... Jerry Crawford  
 General Manager.....Chris Makris  
 Director of Operations .....Randi Burrell  
 Head Coach..... Kevin Young  
 Assistant Coach..... Bruce Wilson  
 Assistant Coach.....George Brosky  
 Assistant Coach.....Jordan Brady  
 Athletic Trainer..... Thomas Stier  
 Radio Broadcaster..... TBD  
 Public Relations.....Randi Burrell  
 Public Relations Email.....rburrell@iowanba.com

## IOWA ENERGY

730 Third Street  
 Des Moines, IA 50309  
 (515) 564-8550  
 IowaNBA.com



Kevin Young  
Head Coach

### 2011-12 Results and 2012-13 Matchups

#### 2011-12 Results

Date	Site	Result	Score
Jan. 15	Iowa	L	96-97
Jan. 21	Iowa	W	98-91
Mar. 23	Tulsa	L	95-101
Mar. 24	Tulsa	W	100-87

#### 2012-13 Matchups

Date	Site	Time
Dec. 21	Tulsa	7:00 p.m.
Jan. 22	Iowa	7:00 p.m.
Feb. 26	Tulsa	7:00 p.m.
Mar. 7	Tulsa	11:00 a.m.
Mar. 10	Iowa	4:00 p.m.
Mar. 23	Tulsa	7:00 p.m.
Apr. 4	Iowa	7:00 p.m.

### Series History

#### 66ers vs. Iowa All-Time

Season	Home	Road	Total
2006-07	1-0	0-2	1-2
2007-08	0-1	0-1	0-2
2008-09	1-0	0-1	1-1
2009-10	2-2	0-0	2-2
2010-11	2-1	0-0	2-1
2011-12	1-1	1-1	2-2
<b>Totals:</b>	<b>7-5</b>	<b>1-5</b>	<b>8-10</b>

#### Team Info:

Home Arena..... Wells Fargo Arena (16,110)  
 Colors ..... Purple and Orange  
 Year Founded ..... 2007  
 2011-12 Record ..... 25-25  
 2011-12 Playoffs ..... Lost in Quarterfinals

#### 66ers vs. Iowa:

Last Win.....03/24/2012 (100-87 at Tulsa)  
 Last Home Win .....03/24/2012 (100-87 at Tulsa)  
 Last Road Win .....01/21/2012 (98-91 at Iowa)  
 Last Loss .....03/23/2012 (95-101 at Tulsa)  
 Last Home Loss.....03/23/2012 (95-101 at Tulsa)  
 Last Road Loss.....01/15/2012 (96-97 at Iowa)  
 Current Streak ..... Won One



NBA AFFILIATE:



## LOS ANGELES D-FENDERS

555 North Nash Street  
El Segundo, CA 90245  
(310) 426-6000  
D-Fenders.com



Reggie Theus  
Head Coach

Owner/Governor ..... Dr. Jerry H. Buss  
 President ..... Joey Buss  
 General Manager ..... Glenn Carraro  
 Head Coach ..... Reggie Theus  
 Assistant Coach ..... Conner Henry  
 Assistant Coach ..... Phil Hubbard  
 Player Development Coach ..... Larry Lewis  
 Athletic Trainer ..... Nina Hsieh  
 Radio Broadcaster ..... Eric Rothman  
 Public Relations ..... Daniel Ramirez  
 Public Relations Email ..... dramirez@d-fenders.com

### 2011-12 Results and 2012-12 Matchups

#### 2011-12 Results

Date	Site	Result	Score
Feb. 8	Los Angeles	L	98-110

#### 2012-13 Matchups

Date	Site	Time
Jan. 25	Tulsa	7:00 p.m.
Jan. 26	Tulsa	7:00 p.m.
Mar. 13	Los Angeles	9:00 p.m.

### Series History

#### 66ers vs. Los Angeles All-Time

Season	Home	Road	Total
2006-07	1-0	0-2	1-2
2007-08	0-1	0-1	0-2
2008-09	1-0	1-0	2-0
2009-10	0-0	2-0	2-0
2010-11	0-0	0-0	0-0
2011-12	0-0	0-1	0-1
<b>Totals:</b>	<b>2-1</b>	<b>3-4</b>	<b>5-5</b>

#### Team Info:


Home Arena ..... Toyota Sports Center (350)  
 Colors ..... Purple and Gold  
 Year Founded ..... 2006  
 2011-12 Record ..... 38-12  
 2011-12 Playoffs ..... NBA D-League Runner-Up

#### 66ers vs. Los Angeles:

Last Win ..... 02/10/2012 (102-90 at Los Angeles)  
 Last Home Win ..... 03/21/2009 (98-97 at Tulsa)  
 Last Road Win ..... 02/10/2012 (102-90 at Los Angeles)  
 Last Loss ..... 02/08/2012 (98-110 at Los Angeles)  
 Last Home Loss ..... 02/14/2008 (99-113 at Tulsa)  
 Last Road Loss ..... 02/08/2012 (98-110 at Los Angeles)  
 Current Streak ..... Lost One



# OPPONENTS



NBA AFFILIATE:



## MAINE RED CLAWS

413 Congress Street  
Portland, ME 04101  
(207) 210-6655  
MaineRedClaws.com



Mike Taylor  
Head Coach

President and Chairman.....	William Ryan, Jr.
Executive Vice President.....	DaJuan Eubanks
Director of Basketball Operations.....	Cam Twiss
Head Coach.....	Mike Taylor
Assistant Coach.....	Tunde Adekola
Assistant Coach.....	J.P. Clark
Athletic Trainer.....	Jessica Kendall
Radio Broadcaster.....	Chris Sedenka
Public Relations.....	Jana Spaulding
Public Relations Email.....	jspaulding@maineredclaws.com

### 2011-12 Results and 2012-13 Matchups

#### 2011-12 Results

Date	Site	Result	Score
Jan. 7	Tulsa	W	108-83
Feb. 21	Tulsa	L	84-86
Apr. 6	Maine	L	99-100
Apr. 7	Maine	L	82-84

#### 2012-13 Matchups

Date	Site	Time
Jan. 8	Reno, Nev.	2:30 p.m.

### Series History

#### 66ers vs. Maine All-Time

Season	Home	Road	Total
2009-10	1-0	0-1	1-1
2010-11	0-0	0-1	0-1
2011-12	1-1	0-2	1-3
<b>Totals:</b>	<b>2-1</b>	<b>0-4</b>	<b>2-5</b>

#### Team Info:

Home Arena.....Portland Exposition Building (3,045)  
 Colors ..... Red and Green  
 Year Founded .....2009  
 2011-12 Record .....21-29  
 2011-12 Playoffs .....Did Not Qualify

#### 66ers vs. Maine:

Last Win.....01/07/2012 (108-83 at Tulsa)  
 Last Home Win .....01/07/2012 (108-83 at Tulsa)  
 Last Road Win .....n/a  
 Last Loss ..... 04/07/2012 (82-94 at Maine)  
 Last Home Loss..... 04/06/2012 (99-100 at Maine)  
 Last Road Loss..... 04/07/2012 (82-94 at Maine)  
 Current Streak .....Lost Three



NBA AFFILIATES:



## RENO BIGHORNS

9393 Gateway Drive  
Suite BH  
Reno, NV 89511  
(775) 284-2622  
RenoBighorns.com



Paul Mokeski  
Head Coach

Owner/Managing Partner .....Herb Santos, Jr.  
President .....Mike Reynolds  
Head Coach.....Paul Mokeski  
Assistant Coach.....Jason Glover  
Athletic Trainer.....Jervae Odom  
Radio Broadcaster.....Dan Gustin  
Public Relations.....Allison Strekal  
Public Relations Email:.....abeck@renobighorns.com

### 2011-12 Results and 2012-13 Matchups

#### 2011-12 Results

Date	Site	Result	Score
Dec. 16	Tulsa	L	88-105
Feb. 2	Tulsa	W	85-79

#### 2012-13 Matchups

Date	Site	Time
Jan. 4	Tulsa	7:00 p.m.
Mar. 15	Idaho	8:00 p.m.
Mar. 16	Idaho	8:00 p.m.

### Series History

#### 66ers vs. Reno All-Time

Season	Home	Road	Total
2008-09	0-1	0-1	0-2
2009-10	0-0	2-3	2-3
2010-11	1-0	0-1	1-1
2011-12	1-1	0-0	1-1
<b>Totals:</b>	<b>2-2</b>	<b>2-5</b>	<b>4-7</b>

#### Team Info:

Home Arena.....Reno Events Center (4,191)  
Colors .....Green, Blue and Tan  
Year Founded .....2008  
2011-12 Record .....21-29  
2011-12 Playoffs.....Did Not Qualify

#### 66ers vs. Reno:

Last Win.....02/02/2012 (85-79 at Tulsa)  
Last Home Win .....02/02/2012 (85-79 at Tulsa)  
Last Road Win .....02/27/2010 (96-94 at Reno)  
Last Loss .....12/16/2011 (88-105 at Tulsa)  
Last Home Loss.....12/16/2011 (88-105 at Tulsa)  
Last Road Loss.....12/28/2010 (91-98 at Reno)  
Current Streak .....Won One



# OPPONENTS



NBA AFFILIATE:



## RIO GRANDE VALLEY VIPERS

Uptown Plaza  
4500 N. 10th Street, Suite 315  
McAllen, TX 78504  
(956) 972-1144  
RGVipers.com



Nick Nurse  
Head Coach

Ownership Group Representative	Alonzo Cantu
President	Bert Garcia
Director of Basketball Operations	Monte McNair
Head Coach	Nick Nurse
Assistant Coach	Doug West
Assistant Coach	Matt Brase
Director of Player Development	BJ Johnson
Director of Player Personnel	Arturas Karnisovas
Director of Scouting	Jim Paulrus
Athletic Trainer and Strength and Conditioning Coach	Craig Skinner
Radio Broadcaster	Dennis Scott
Public Relations	Rebecca Sweat
Public Relations Email	rsweat@rgvipers.com

### 2011-12 Results and 2012-13 Matchups

#### 2011-12 Results

Date	Site	Result	Score
Mar. 2	Tulsa	L	94-99
Mar. 3	Tulsa	W	109-100
Mar. 30	RGV	L	93-94
Mar. 31	RGV	W	101-83

#### 2012-13 Matchups

Date	Site	Time
Nov. 30	Tulsa	7:00 p.m.
Dec. 6	RGV	7:00 p.m.
Dec. 8	Tulsa	7:00 p.m.
Dec. 9	Tulsa	4:00 p.m.
Mar. 26	RGV	7:00 p.m.
Mar. 27	RGV	7:00 p.m.

### Series History

#### 66ers vs. RGV All-Time

Season	Home	Road	Total
2007-08	3-1	1-3	4-4
2008-09	0-4	2-1	2-5
2009-10	2-1	0-3	2-4
2010-11	0-2	0-0	0-2
2011-12	1-1	1-1	2-2
<b>Totals:</b>	<b>6-9</b>	<b>4-8</b>	<b>10-17</b>

#### Team Info:

Home Arena..... State Farm Arena (5,600)  
 Colors ..... Red, Black and Dark Grey  
 Year Founded ..... 2007  
 2011-12 Record ..... 24-26  
 2011-12 Playoffs ..... Did Not Qualify

#### 66ers vs. RGV:

Last Win ..... 03/31/2012 (101-83 at RGV)  
 Last Home Win ..... 03/03/2012 (109-100 at Tulsa)  
 Last Road Win ..... 03/31/2012 (101-83 at RGV)  
 Last Loss ..... 03/30/2012 (93-94 at RGV)  
 Last Home Loss ..... 03/02/2012 (94-99 at Tulsa)  
 Last Road Loss ..... 03/30/2012 (93-94 at RGV)  
 Current Streak ..... Won One



NBA AFFILIATE:



## SANTA CRUZ WARRIORS

903 Pacific Avenue  
Suite 101  
Santa Cruz, CA 95060  
(831) 713-4400  
SantaCruzBasketball.com



Nate Bjorkgren  
Head Coach

Owners ..... GSW Development LLC  
 President ..... Jim Weyermann  
 Director of Player Personnel ..... Sammy Gelfand  
 Head Coach ..... Nate Bjorkgren  
 Assistant Coach ..... Vitaly Potapenko  
 Assistant Coach ..... Casey Hill  
 Athletic Trainer ..... Michael Douglas  
 Radio Broadcaster ..... TBA  
 Public Relations ..... Matt De Nesnera  
 Public Relations Email ..... mdenesnera@santacruzbasketball.com

### 2011-12 Results and 2012-13 Matchups

#### 2011-12 Results (as the Dakota Wizards)

Date	Site	Result	Score
Dec. 9	Dakota	W	98-88
Dec. 11	Dakota	L	80-93
Jan. 13	Dakota	L	109-113 (OT)
Jan. 22	Tulsa	W	89-78

#### 2012-13 Matchups

Date	Site	Time
Jan. 11	Santa Cruz	9:00 p.m.
Jan. 13	Santa Cruz	7:00 p.m.
Feb. 2	Tulsa	7:00 p.m.

### Series History

#### 66ers vs. Dakota All-Time

Season	Home	Road	Total
2006-07	2-1	1-2	3-3
2007-08	1-0	0-1	1-1
2008-09	1-0	0-1	1-1
2009-10	1-0	0-0	1-0
2010-11	2-0	1-0	3-0
2011-12	1-0	1-2	2-2
<b>Totals:</b>	<b>8-1</b>	<b>3-6</b>	<b>11-7</b>

#### Team Info:

Home Arena ..... Kaiser Permanente Arena (2,700)  
 Colors ..... Blue and Gold  
 Year Founded ..... 2012  
 2011-12 Record (as Dakota) ..... 29-21  
 2011-12 Playoffs ..... Lost in Quarterfinals

#### 66ers vs. Santa Cruz (as the Dakota Wizards):

Last Win ..... 01/22/2012 (89-78 at Tulsa)  
 Last Home Win ..... 01/22/2012 (89-78 at Tulsa)  
 Last Road Win ..... 11/09/2011 (98-88 at Dakota)  
 Last Loss ..... 01/13/2012 (109-1113 at Dakota)  
 Last Home Loss ..... 11/02/2006 (81-105 at Tulsa)  
 Last Road Loss ..... 01/13/2012 (109-1113 at Dakota)  
 Current Streak ..... Won One



# OPPONENTS




NBA AFFILIATES:



## SIoux FALLS SKYFORCE

2131 S. Minnesota Ave.  
Sioux Falls, SD 57105  
(605) 332-0605  
SkyforceOnline.com



Joel Abelson  
Head Coach

Owner ..... Greg Heineman  
 Owner/President ..... Mike Heineman  
 Vice President/General Manager ..... Jeremy DeCurtins  
 Assistant General Manager ..... Mike Gorsett  
 Basketball Operations Director ..... Scott Schroeder  
 Head Coach ..... Joel Abelson  
 Assistant Coach ..... DeSean Hadley  
 Assistant Coach ..... Darren Kohne  
 Assistant Coach ..... Jermaine Byrd  
 Athletic Trainer ..... Dustin Schramm  
 Radio Broadcaster ..... Dan Peters  
 Public Relations ..... Brett Hansen  
 Public Relations Email ..... brett@skyforceonline

### 2011-12 Results and 2012-13 Matchups

#### 2011-12 Results

Date	Site	Result	Score
Feb. 17	Sioux Falls	W	119-114 (OT)
Feb. 19	Sioux Falls	L	96-100

#### 2012-13 Matchups

Date	Site	Time
Dec. 5	Tulsa	11:00 a.m.
Feb. 22	Sioux Falls	7:00 p.m.
Feb. 23	Sioux Falls	7:00 p.m.
Mar. 2	Tulsa	7:00 p.m.
Apr. 2	Sioux Falls	7:00 p.m.

### Series History

#### 66ers vs. Sioux Falls All-Time

Season	Home	Road	Total
2006-07	2-1	1-2	3-3
2007-08	1-0	1-0	2-0
2008-09	0-1	0-1	0-2
2009-10	2-0	1-2	3-2
2010-11	3-1	2-0	5-1
2011-12	0-0	1-1	1-1
<b>Totals:</b>	<b>8-3</b>	<b>6-6</b>	<b>14-9</b>

#### Team Info:

Home Arena ..... Sioux Falls Arena (6,112)  
 Colors ..... Teal, Black and Silver  
 Year Founded ..... 1989 (CBA); 2006 (D-League)  
 2011-12 Record ..... 15-35  
 2011-12 Playoffs ..... Did Not Qualify

#### 66ers vs. Sioux Falls:

Last Win ..... 02/17/12 (119-114 at Sioux Falls)  
 Last Home Win ..... 03/12/11 (115-100 at Tulsa)  
 Last Road Win ..... 02/17/12 (119-114 at Sioux Falls)  
 Last Loss ..... 02/19/12 (96-100 at Sioux Falls)  
 Last Home Loss ..... 03/11/11 (76-91 at Tulsa)  
 Last Road Loss ..... 02/19/12 (96-100 at Sioux Falls)  
 Current Streak ..... Lost One





NBA AFFILIATE:



## SPRINGFIELD ARMOR

One Monarch Place  
Suite 220  
Springfield, MA 01144  
(413) 746-3263  
ArmorHoops.com



Bob MacKinnon  
Head Coach

Managing Partner, HWS Group..... Michael Savit  
President ..... Alex Schwerin  
General Manager..... Milton Lee  
Head Coach..... Bob MacKinnon  
Assistant Coach..... Chris Carrawell  
Athletic Trainer..... Mark Mahoney  
Radio Broadcaster..... TBD  
Public Relations..... Eli Pearlstein  
Public Relations Email..... epearlstein@armorhoops.com

### 2011-12 Results and 2012-13 Matchups

#### 2011-12 Results

Date	Site	Result	Score
Dec. 17	Tulsa	W	87-76
Mar. 16	Tulsa	W	106-97
Mar. 17	Tulsa	W	97-88

#### 2012-13 Matchups

Date	Site	Time
Jan. 30	Springfield	6:00 p.m.

### Series History

#### 66ers vs. Springfield All-Time

Season	Home	Road	Total
2009-10	1-0	2-0	3-0
2010-11	0-0	2-0	2-0
2011-12	3-0	0-0	3-0
<b>Totals:</b>	<b>4-0</b>	<b>4-0</b>	<b>8-0</b>

#### Team Info:

Home Arena..... MassMutual Center (6,904)  
Colors ..... Red, Blue, Black and Silver  
Year Founded ..... 2009  
2011-12 Record ..... 29-21  
2011-12 Playoffs ..... Lost in Quarterfinals

#### 66ers vs. Springfield:

Last Win..... 03/17/12 (97-88 at Tulsa)  
Last Home Win ..... 03/17/12 (97-88 at Tulsa)  
Last Road Win ..... 01/28/11 (118-98 at Springfield)  
Last Loss ..... n/a  
Last Home Loss..... n/a  
Last Road Loss..... n/a  
Current Streak ..... Won Eight



# OPPONENTS

## TEXAS LEGENDS



NBA AFFILIATE:



## TEXAS LEGENDS

2601 Avenue of the Stars  
Suite 300  
Frisco, TX 75034  
(214) 469-0822  
TexLegends.com



Eduardo Najera  
Head Coach

Owners .....Donnie Nelson, Evan Wyly, Sonny Xiao, Eduardo Najera  
 President .....Bill Boyce  
 General Manager.....Del Harris  
 Assistant General Manager..... Nancy Lieberman  
 Head Coach..... Eduardo Najera  
 Assistant Coach..... Ahmad Ajami  
 Assistant Coach..... Sam Perkins  
 Assistant Coach..... Travis Blakeley  
 Assistant Coach..... Tyler Gatlin  
 Athletic Trainer..... Jackie Fisher  
 Radio Broadcaster.....RJ Choppy  
 Public Relations..... Kyle Judkins  
 Public Relations Email..... kjudkins@texlegends.

### 2011-12 Results and 2012-13 Matchups

#### 2011-12 Results

Date	Site	Result	Score
Nov. 30	Texas	W	97-84
Dec. 30	Texas	L	87-96
Jan. 5	Tulsa	W	107-86
Jan. 10	Reno, Nev.	L	86-94
Jan. 18	Texas	L	103-108
Feb. 4	Tulsa	W	96-81
Feb. 5	Tulsa	L	98-110

#### 2012-13 Matchups

Date	Site	Time
Nov. 23	Tulsa	7:00 p.m.
Nov. 25	Tulsa	4:00 p.m.
Jan. 5	Texas	7:00 p.m.
Feb. 10	Texas	3:00 p.m.
Feb. 12	Texas	7:00 p.m.

### Series History

#### 66ers vs. Texas All-Time

Season	Home	Road	Total
2010-11	2-1	3-2	5-3
2011-12	2-1	1-3	3-4
<b>Totals:</b>	<b>4-2</b>	<b>4-5</b>	<b>8-7</b>

#### Team Info:

Home Arena.....Dr. Pepper Arena (3,500)  
 Colors .....Navy, Light Royal, Silver and White  
 Year Founded .....2010  
 2011-12 Record .....24-26  
 2011-12 Playoffs.....Did Not Qualify

#### 66ers vs. Texas:

Last Win.....02/04/12 (96-81 at Tulsa)  
 Last Home Win .....02/04/12 (96-81 at Tulsa)  
 Last Road Win..... 11/30/11 (97-84 at Texas)  
 Last Loss .....02/05/12 (98-110 at Tulsa)  
 Last Home Loss.....02/05/12 (98-110 at Tulsa)  
 Last Road Loss.....01/18/12 (103-108 at Texas)  
 Current Streak ..... Lost One



THUNDER



NOVEMBER

SUN	MON	TUE	WED	THU	FRI	SAT
				1 TNT S.A. 8:30	2 FSO POR 7:00	3
4 FSO ATL 6:00	5	6 FSO TOR 7:00	7	8 TNT CHI 7:00	9 FSO DET 7:00	10
11 FSO CLE 6:00	12 FSO DET 6:30	13	14 FSO MEM 7:00	15	16 FSO N.O. 7:00	17
18 FSO G.S. 6:00	19	20	21 FSO LAC 6:30	22	23 FSO BOS 6:30	24 FSO PHI 6:00
25	26 FSO CHA 7:00	27	28 FSO HOU 7:00	29	30 FSO UTA 7:00	

DECEMBER

SUN	MON	TUE	WED	THU	FRI	SAT
						1 FSO N.O. 7:00
2	3	4 FSO BKN 6:30	5	6	7 FSO LAL 8:30	8
9 FSO IND 6:00	10	11	12 FSO N.O. 7:00	13	14 FSO SAC 7:00	15
16	17 FSO S.A. 7:00	18	19 FSO ATL 6:30	20 FSO MIN 6:00	21	22
23	24	25 ABC MIA 4:30	26	27 TNT DAL 7:00	28	29 FSO HOU 7:00
30	31 FSO PHX 7:00					

JANUARY

SUN	MON	TUE	WED	THU	FRI	SAT
		1	2 FSO BKN 7:00	3	4 FSO PHI 7:00	5
6 FSO TOR NOON	7 FSO WAS 6:00	8	9 FSO MIN 7:00	10	11 FSO LAL 9:30	12
13 FSO POR 8:00	14 FSO PHX 8:00	15	16 FSO DEN 7:00	17	18 FSO DAL 8:30	19
20 FSO DEN 7:00	21	22 FSO LAC 9:30	23 FSO G.S. 9:30	24	25 FSO SAC 9:00	26
27 ABC LAL 2:30	28	29	30	31 FSO MEM 7:00		

FEBRUARY

SUN	MON	TUE	WED	THU	FRI	SAT
					1	2 FSO CLE 6:30
3	4 FSO DAL 7:00	5	6 FSO G.S. 7:00	7	8 FSO PHX 7:00	9
10 FSO PHX 7:00	11	12 FSO UTA 8:00	13	14 TNT MIA 7:00	15	16
17 ALL-STAR CHI 8:30	18	19	20 FSO HOU 7:00	21	22 FSO MIN 7:00	23
24 FSO CHI 8:30	25	26	27 FSO N.O. 7:00	28		

MARCH

SUN	MON	TUE	WED	THU	FRI	SAT
					1 FSO DEN 9:30	2
3 ABC LAC 2:30	4	5 TNT LAL 8:30	6	7 TNT N.Y. 7:00	8 FSO CHA 6:00	9
10 ABC BOS NOON	11 FSO S.A. 7:30	12	13 FSO UTA 7:00	14	15 FSO ORL 7:00	16
17 FSO DAL 6:30	18	19 FSO DEN 7:00	20 FSO MEM 7:00	21	22 FSO ORL 6:00	23
24 FSO POR 6:00	25	26	27 FSO WAS 7:00	28	29 FSO MIN 7:00	30 FSO MIL 7:30
31						

APRIL

SUN	MON	TUE	WED	THU	FRI	SAT
	1	2	3	4 TNT S.A. 9:30	5 FSO IND 7:00	6
7 ABC N.Y. NOON	8	9 FSO UTA 8:00	10	11 FSO G.S. 9:30	12 FSO POR 9:00	13
14	15 FSO SAC 7:00	16	17 FSO MIL 7:00	18	19	20

HOME	AWAY
------	------



FSO = FOX SPORTS OKLAHOMA



COX HD	OKC COX	TULSA COX	DIRECTV	DISH NETWORK	AT&T U-verse
722	37	27	679	Check guide	754

THUNDER.NBA.COM

