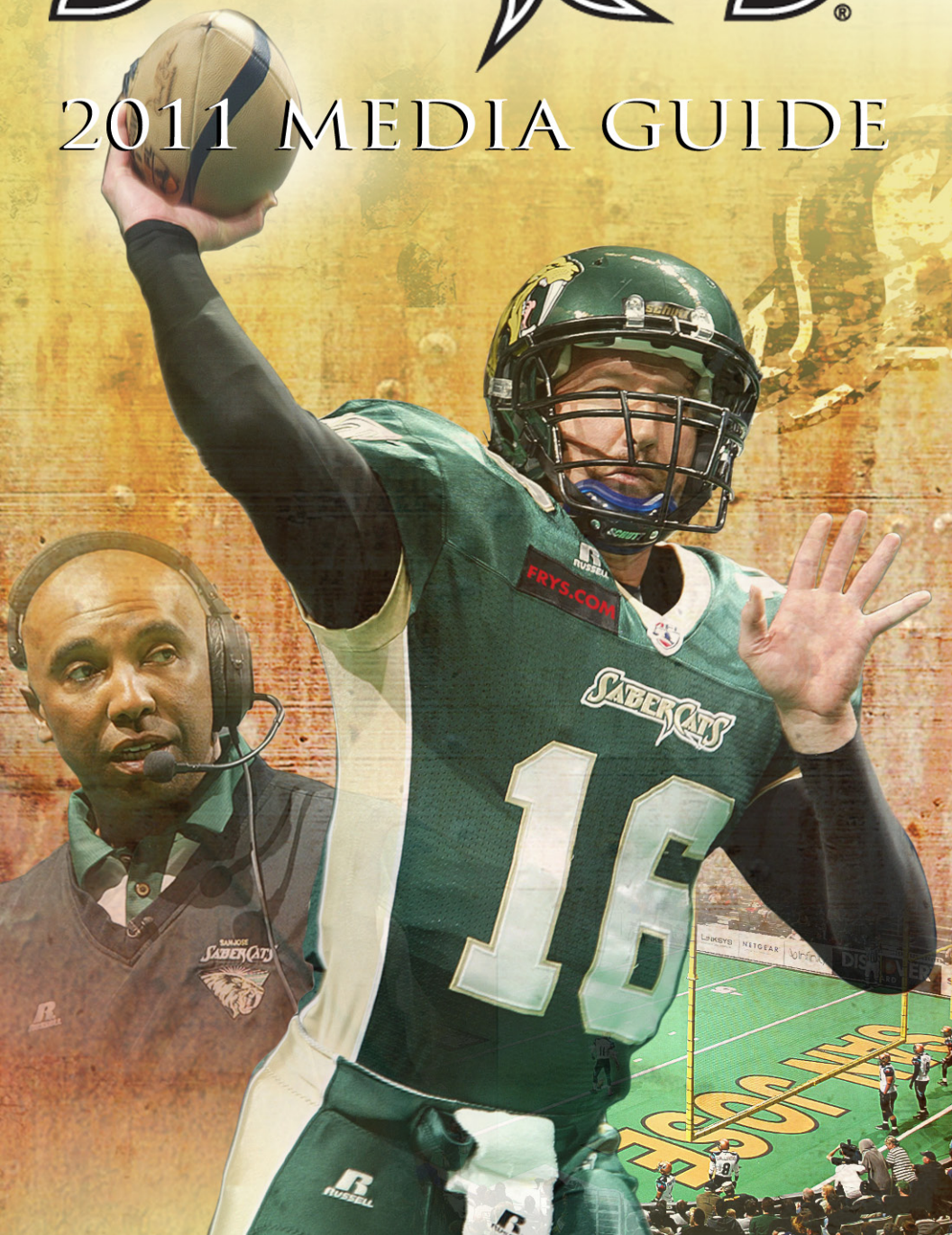


SABERCATS®

2011 MEDIA GUIDE



2011 SAN JOSE SABERCATS SCHEDULE

<u>DAY</u>	<u>DATE</u>	<u>OPPONENT</u>	<u>TIME (PDT)</u>	<u>RADIO/TV</u>
FRIDAY	MARCH 11	SPOKANE SHOCK	W, 76-48	1590/CSNCA
FRIDAY	MARCH 18	KANSAS CITY COMMAND	W, 60-57	1590/NONE
FRIDAY	MARCH 25	@ CHICAGO RUSH	L-54-41	1590/CSNCA
FRIDAY	APRIL 1	IOWA BARNSTORMERS	L, 76-69	1590/NONE
FRIDAY	APRIL 8	UTAH BLAZE	W, 75-55	1590/NONE
SATURDAY	APRIL 16	@ TULSA TALONS	5:00 P.M.	1590/CSN PLUS
SATURDAY	MAY 7	ARIZONA RATTILERS	7:30 P.M.	1590/NONE
SATURDAY	MAY 14	@ PITTSBURGH POWER	4:30 P.M.	1590/CSNBA
SATURDAY	MAY 21	@ UTAH BLAZE	6:00 P.M.	1590/CSNBA
SATURDAY	MAY 28	GEORGIA FORCE	7:30 P.M.	1590/NONE
SATURDAY	JUNE 4	@ DALLAS VIGILANTES	5:30 P.M.	1590/CSNBA
SATURDAY	JUNE 18	@ ARIZONA RATTILERS	7:00 P.M.	1590/CSNBA
SATURDAY	JUNE 25	@ CLEVELAND GLADIATORS	4:00 P.M.	1590/CSN+
SATURDAY	JULY 2	JACKSONVILLE SHARKS	7:30 P.M.	1590/NONE
SATURDAY	JULY 9	ORLANDO PREDATORS	7:30 P.M.	1590/NONE
SATURDAY	JULY 16	@ SPOKANE SHOCK	7:00 P.M.	1590/CSNCA
SATURDAY	JULY 23	@ TAMPA BAY STORM	4:30 P.M.	1590/CSNCA

All Game Times are Pacific. Dates and Times Subject to Change
 All Games Broadcast Live on KLIV 1590 AM
 Check Local Listings.



FRYS.COM



TABLE OF CONTENTS

ORGANIZATION	
TEAM DIRECTORY	1
MEDIA INFORMATION	2
2011 COACHING STAFF	
DARREN ARBET	3-5
SKIP FOSTER	5
JEFF JARNIGAN	6
ASSISTANT COACHES	7
FOOTBALL SUPPORT STAFF	8
2011 ROSTER AND PLAYER BIOS	
ROSTERS	9
OTIS AMEY	10-11
MCLEOD BETHEL-THOMPSON	11
MERVIN BROOKINS	12-13
CHAD COOK	13-14
NICHIREN FLOWERS	14-15
JUAN GAMBOA	15
TRESTIN GEORGE	16
SAMORA GOODSON	17
MARK GRIEB	18-21
ATLAS HERRION	22
RAY HISATAKE	23
ADAM HUEBNER	23-24
GEORGE HYPOLITE	24
ADAM JURATOVAC	25
AARON KIA	25
SHEMIAH LEGRANDE	25
MARK LEWIS	26
MATT MOSS	26
FRANCIS MAKI	27
DWIGHT MCLEAN	27
EDDIE MOTEN	28
CHIDO NWOKOCHA	29
GABE NYENHUIS	30
JAMARIO O'NEAL	31
CHRIS PERRI	31
ERIC PHILLIPS	32
ROBBIE POWELL	32-33
BURL TOLER	33
GUS TYSON	34
HISTORY	
ANNUAL RESULTS	35
RECORD VS. CURRENT TEAMS	36
SABERCATS SEASON STATS	37-51
SABERCATS TRADE HISTORY	52
AFL HONORS	53
HISTORICAL LOOK	54-55
ALL-TIME ALPHA ROSTER	56-57
AFL-AWARD WINNERS	57
RECORDS	
INDIVIDUAL RECORDS	58-61
TEAM RECORDS	61-62
CAREER LEADERS	63
LONG PLAYS	64
ANNUAL LEADERS	65-66
AFL DIRECTORY	
AFL DIRECTORY	67
PLAYOFF ROSTER	68
AFL SCHEDULE	69
NFL NETWORK SCHEDULE	70
AFL BILL OF RIGHTS	71
RULES OF THE GAME	72
ARENABOWL HISTORY	73
TEAM DIRECTORY INFO	74-78
SABERZONE	
BROADCAST INFORMATION	79
HP PAVILION	80
SABERCATS HISTORY AT HP	81
'CATS IN THE COMMUNITY	82
TICKET INFORMATION	83

SABERCATS®

SAN JOSE SABERCATS
 600 E. BROKAW ROAD
 SAN JOSE, CA 95112
 PH: 408-673-3400 - FAX: 408-673-3401
 WWW.THESANJOSESABERCATS.COM

FRONT OFFICE

OWNERSHIP	SABERCATS OF SAN JOSE, LLC
GENERAL PARTNER	SAN JOSE ARENA FOOTBALL COMPANY
DIRECTOR OF BUSINESS OPERATIONS	HANK STERN
TICKET SALES MANAGER	JIMMY DILKS
CORPORATE SALES MANAGER	JENNIFER SCHWARIBACH
MEDIA AND PUBLIC RELATIONS MANAGER	RYAN DONOUGH
TICKET SALES SUPERVISOR	MICHELLE SCANLON
TICKET SALES SUPERVISOR	JD NELSON
ACCOUNTING MANAGER	LAURA PHELPS
DIRECTORS, SABERKITTENS	MICHELLE AND CINDY LEHERRAN
GENERAL COUNSEL	ALEX CUROTTO
TEAM PHOTOGRAPHER	ARIC CRABB

FOOTBALL OPERATIONS

OWNER/HEAD COACH	DARREN ARBET (124-53 OVERALL/11 YEARS)
OFFENSIVE COORDINATOR	SKIP FOSTER
DEFENSIVE/SPECIAL TEAMS COORDINATOR	JEFF JARNIGAN
DEFENSIVE BACKS COACH	TYRONE PEACE
OFFENSIVE LINE COACH	JASPER HARVEY
ASSISTANT TRAINER/REHAB SPECIALIST	GREG MARSHALL
EQUIPMENT MANAGER	MIKE WOJCIK

MEDICAL STAFF

ATHLETIC TRAINER	JOSH GOLDSTEIN
------------------	----------------

GENERAL INFORMATION

YEAR IN THE AFL	15TH (139-72 REG. SEASON RECORD)
TEAM COLORS	SABERGOLD, GREEN CORAL, PLATINUM, BLACK
ALIGNMENT	NATIONAL CONFERENCE/WESTERN DIVISION
DIVISION TITLES	EIGHT (1995, 2000-03, 2006-08)
LEAGUE TITLES	THREE (2002, 2004, 2007)
RADIO PARTNER	KLIV-1590
TELEVISION PARTNER	COMCAST SPORTSNET
BROADCAST TALENT	BOB FITZGERALD, MIKE PAWLAWSKI, DAN DIBLEY, RICH CELLINI, STEVE PAPAN
STATISTICIAN	DAVID HARWOOD
PUBLIC ADDRESS ANNOUNCER	NICK LAINO
COORDINATOR OF OFF-FIELD OFFICIALS	JIM SPENCE



The San Jose SaberCats welcome you to their 15th season as members of the Arena Football League. The organization and media relations department strive to make its players, coaches and other personnel available in a timely and responsible manner to all accredited members of the media. The 2008 season is sure to provide many exciting moments in an effort to provide a professional working environment, the following guidelines have been established for the upcoming season.

CREDENTIAL REQUESTS - Access to SaberCats games for working media will require proper credentials. All credential requests should be directed to the team's media relations department. Requests may be sent on company letterhead via e-mail (r.donough@thesanjosesabercats.com), FAX (408-673-3400) or U.S. mail (600 East Brokaw Rd., San Jose, CA 95112). Requests should be submitted no later than noon the day prior to game day. Single game credentials may be picked up at the security entrance, located at the rear of the building, next to, but not in, the loading dock **MEDIA MEMBERS HOLDING SEASON PASSES SHOULD NOTIFY THE MEDIA RELATIONS OFFICE IN ORDER TO RESERVE SEATING IF PLANNING TO COVER A GAME. A MEDIA CREDENTIAL CANNOT BE USED TO SIT IN SPECTATOR SEATING AREAS.** Credentials are good for admittance to the press room and both team's post-game locker rooms. Media must wear their credentials in plain view at all times. All credentials are non-transferable and any unauthorized use will subject the bearer to ejection from the arena.

GAMEDAY INTERVIEW POLICY - All pre-game interviews may take place on the field up to 90 minutes prior to kickoff. Contact the SaberCats media relations department with requests. Following the game, Owner/Head Coach Darren Arbet will address the media in the hallway outside the team's locker room and players may be interviewed in an open locker room setting after a league mandated 10-minute "cooling off period." **THE SABERCATS MEDICAL TRAINING AREA IS OFF-LIMITS AT ALL TIMES.** For help in locating player or coaches for interviews, please contact any member of the SaberCats media relations staff. Visiting team interview requests should be made through the visiting team's media relations contact or by notifying a member of the SaberCats' media relations staff.

LOCKER ROOMS - The locker rooms are off-limits to media prior to kickoff. The rooms will re-open after the game following a league mandated 10-minute "cooling off" period. The officials' locker room is off-limits at all times to members of the media.

PHOTOGRAPHERS - Only photographers on assignment will be allowed access to designated photography locations surrounding the field of play. Because of limited photography positions, **NO FREELANCE PHOTOGRAPHER PASSES WILL BE ISSUED.**

PRESS BOX - Press seating is available to accredited media in the press box located on the north side of the arena's upper level. The elevator to the press room and press box is located on the north side of the building's concourse. There are sufficient phone lines and electrical outlets available in the press box. **ALL MEDIA MUST NOW ENTER HP PAVILION FOR SABERCATS GAMES VIA MEDIA ENTRANCE 'A' LOCATED AT THE REAR OF THE BUILDING, TO THE RIGHT OF THE BACK STAIRCASE.** HP Pavilion is equipped for wireless internet access.

PRESS LOUNGE - Media with season credentials, or those granted single-game credentials, are invited to have a pre-game meal in the press lounge, located on the arena's lower level (north side). The press room will open two hours before kickoff. Press lounge usage is limited to those presenting valid SaberCats or AFL passes. It is impossible to accommodate family, friends, guests, or others. Any abuse of dining room privileges may cause forfeiture of credential.

GAME NIGHT SERVICES - Press notes, media guides, lineups, programs and other pertinent information will be furnished by the SaberCats media relations department. Halftime statistics, as well as first and third quarter "quickie" stats, will be available in the press box and final statistical books will be made available approximately 15 minutes after the conclusion of the game. Any FAX requests should be made to a member of the SaberCats media relations staff.

REGULAR SEASON PRACTICES - Unless otherwise notified by the SaberCats media relations department, all regular season practice sessions are open to the media. Owner/Head Coach Darren Arbet and players will be available for interviews at the conclusion of each practice. The SaberCats practice facility is located at 1095 Dunford Way in Sunnyvale. In the event of inclement weather, practice times and location may change. Please contact the SaberCats media relations department for up-to-date information regarding the team's practice schedule. **THE LOCKER ROOM AT THE TEAM'S PRACTICE FACILITY IS CLOSED TO THE MEDIA AND PUBLIC AT ALL TIMES.**

SAN JOSÉ



ORGANIZATION



DARREN ARBET

OWNER/HEAD COACH

16TH YEAR, 15TH WITH SAN JOSE



A three-time ArenaBowl champion and two-time Arena Football League Coach of the

Year, Darren Arbet brings a passion and work ethic that is unmatched in the AFL. Entering his 15th season with the franchise, Arbet begins his 11th as head coach and first as part owner of the franchise.

Arbet's dedication and leadership turned the SaberCats into a perennial powerhouse, with Arbet ranking fourth all-time in regular season wins (112), second in winning percentage (.704) among coaches with at least 100 games coached and first in postseason winning percentage (.714) among coaches with at least 20 games coached. In 2007, Arbet became the fifth head coach in AFL history to win 100 games when San Jose defeated the Las Vegas Gladiators, 61-34, on May 12. He is the third fastest coach to accomplish the feat, reaching the century mark in just 145 games.

A leader of one of the most dominating teams over the past decade, Arbet guided the SaberCats to their ninth straight winning season and playoff appearance in 2008 after finishing the year with an 11-5 record - the eighth time in his 10 seasons the team has posted a double-digit regular season win total. The club also captured its third straight Western Division title and seventh under Arbet (eighth overall). He became only the second head coach in the history of the AFL to win three ArenaBowl titles after the SaberCats defeated the Columbus Destroyers, 55-33, on July 29, 2007.

Under the direction of Arbet, the SaberCats have been deemed by some, an AFL dynasty. The club has set league records for overall wins in a season (16 in 2002, 2007), consecutive wins in a regular season (13 in 2007), regular season wins to end a season (13 in 2007) and the longest regular season win streak (15 in 2000-01). The SaberCats also elevated the league record for most wins during a season to 19 in 2007, breaking the team's previous record (16) from 2002.

Due to the effectiveness and winning acumen of the SaberCats since 1999, Arbet was elevated throughout his SaberCats career. He was named the team's player personnel director the following season remaining in that capacity until taking over the general manager duties prior to the 2006 season, before being named owner of the franchise in 2011.

THE JOURNEY TO COACHING

Arbet never thought coaching would be his calling, but the game of football found its way into his life at a very young age. It was a game that he took a liking to at nine years old, thanks to his older brother Girman.

"He was a lot older than me. He played basketball at the local gyms, tackle football in the park with his buddies and he would come and get me, as he used to say, he didn't want me to be a sissy."

Arbet's brother was 27 years older than him at the time, but Girman took him under his wing to make sure his younger brother would become a strong kid. He didn't take it easy on his kid brother, splitting him out wide at receiver. Once Arbet reached the age of 13, Girman had no qualms about putting the ball in his hands, despite the older players his younger brother was competing against.

"He would pitch me the ball in one of those local parks and grown men were tackling me. He would take me down with the big boys and that's where I get that kind of toughness."

From there, Arbet's interest in football grew, as he moved on to Pop Warner, his favorite position being linebacker where he looked forward to being able to hit thanks to the tenacity that his brother instilled in him.

After playing four years at defensive end for Sacramento State (1981-85), Arbet joined the recently formed Arena Football League in 1989, playing fullback/linebacker for the

Maryland Commandos. New to the league, he fell in love with the sport that would later become a lifelong career for him.

"As a player, how can you not like Arena Football. Being in the arena, the fans are right on top of you. It's loud. The constant contact at that point in my life was something that I enjoyed. Being able to run into people, making a little money and playing on ESPN. It was great."

Before he could fully pursue the indoor game, his career was cut short due to a major wrist injury he had suffered while playing. In thinking about what he wanted to do with his career, the natural choice seemed like coaching due to his passion for football. Arbet, however, never gave much thought to the profession.

"I never was a guy who said I wanted to coach. I got my Bachelor of Arts in Criminal Justice. I never wanted to coach until I was injured. I got injured in Arena Football and I was hanging around Sacramento State and they lost a coach and I found out I wasn't going to be able to play because of my wrist."

Given his first opportunity to coach, Arbet was given the assignment of coaching tight ends while assisting with special teams and serving as the athletic department's academic advisor. Coaching wasn't something that he enjoyed immediately, however.

"The first day I hated it. We worked every day. I remember saying, I'm not a quitter, but after this year, I'm not going to do this. Before the year was out, I started enjoying it because as a coach your work is never done. By the time you get done with this game, you are doing the same thing for the next game. So your work is just never done and at first I didn't get the satisfaction. I didn't get any satisfaction out of it. No lunch breaks and that's the life of a coach. I started to enjoy it believe it or not."

Some of the coaches that Arbet worked with during his time at Sacramento State included former 49ers offensive coordinator Greg Knapp, now with the Houston Texans, the tight ends coach for the Denver Broncos, Clancy Barone as well as Robert Price, formerly of the Atlanta Falcons. Part of his success he credits to these men who gave him his first taste of being a football coach.

"Those guys were awesome. I learned so much about coaching. At that point I thought I had learned a lot and it was just a great experience for me and it paved the way for my career here, which I never thought I would do."

THE BEGINNING OF A LEGENDARY CAREER

After getting his feet wet at Sacramento State, Arbet heard about an opening back where his playing career ended, the Arena Football League. He was hired to serve as an assistant to then defensive coordinator of the Albany Firebirds, Doug Kay, working with the fullbacks and linebackers while breaking down game film.

Being a confident person, Arbet came into the position believing he had a wealth of knowledge about coaching, however, Kay didn't see the same thing Arbet saw in himself.

"I thought I had learned everything at Sac State. I thought I was a pretty good coach and kind of a hot shot. I went to Albany to work under Doug Kay and he had just won a championship in Tampa Bay. Everybody was telling me, 'This guy is hot, he's the next great head coach in the league. Go work for him.' From day one, he was on me. I did some work for him and I told him I'm a hard worker. He said, 'From what I see, I think you are rather lazy.'"

A diligent worker at heart, Arbet pushed himself to become better, going out of his way to better himself, but Kay made sure Arbet never became complacent. Thanks to Kay's tough teaching, Arbet earned himself an interview with a new franchise in the AFL, the San Jose SaberCats. The coaching staff was quite impressed with his advanced

knowledge of the indoor game.

"I remember interviewing with the SaberCats and they said, 'This guy knows everything.' I knew offense, defense, special teams, defensive line drills, quarterback drills, wide receiver drills."

CREATING A DYNASTY

Getting his first chance as a defensive assistant and special teams coordinator in 1995, Arbet never looked back. He was named head coach of the SaberCats in 1999 and immediately began to turn the SaberCats into one of the most successful franchises the AFL has seen over the past 24 years.

"It was the information that I had acquired through the years of being a coach. It wasn't what I knew or what I did. It was the people that we changed in the organization. We went more in depth with character, hard work and people who want to give a part of themselves to the team. They didn't have to be the best. Those were the three biggest things that we wanted. We just started surrounding ourselves with those types of people. We've won countless awards and accolades because of the people with the attitude and the dedication willing to give everything they had, whenever, for this team."

Arbet has had the fortune of working with some of the greatest minds in Arena Football, including Terry Malley, Skip Foster and Jeff Jarnigan. He doesn't believe that he would be here without the assistance of these coaches who have enjoyed great success themselves as head coaches in the AFL.

"You can't even put a price tag on it. There are all kinds of situations that come up with it, from the locker room, on the football field, when you are traveling. They've dealt with that before as head coaches and it has really helped me with the opportunity I've had here with the SaberCats."

FUELING THE RESURRECTION

Heading into his 16th season with San Jose, the passion and beliefs that helped make Arbet into one of the most successful coaches in Arena Football history have not wavered and with the beginning of a new chapter in SaberCats history, they are even more crucial.

"Respect is the biggest thing that I believe in. You see all those guys are giving something of themselves to be here. That's the reason I get on them, because that's the way I see the game and this position. You take on the position. You have to live it."

Looking back on his time with San Jose, Arbet can only marvel at what he has been a part of over the course of his coaching career. When he joined the SaberCats he never believed that he would become owner, a title he takes with great pride, but he still thinks he has room for improvement.

"The best part about it is I still feel I have a lot of room to grow and get better. As a coach and an employee of the SaberCats, I just feel honored. In life, we have opportunities and I've been blessed more than anybody to run the football side of the San Jose SaberCats. Now, I'm able to run everything that the San Jose SaberCats have to offer as an owner. In one lifetime, that's unbelievable. I feel like I'm living a dream."

PERSONAL

In his continued effort to grow as a coach and person, Arbet has taken part in the National Football League's Minority Internship Program. In 2004 Arbet was in the Atlanta Falcons' training camp, working as a special teams assistant and spent the 2003 offseason with the Pittsburgh Steelers' coaching staff for three weeks at their training camp.

Like many other players and coaches, Arbet has spent time in the broadcast booth. He recently served as a color analyst for Comcast Cable's coverage of high school and college football in the Bay Area delighting the viewing public with his keen insight and knowledge of the game. Arbet could also be heard on radio coverage of Sacramento State University football and was the radio analyst for national coverage of the 2004 Silicon Valley Football Classic.

Continuing to use his success and marketability to his advantage, Arbet, a native of Stockton, Calif., was inducted into that city's Black Sports Hall of Fame, along side other football greats like Derek Kennard and Webster Slaughter.

Arbet attended Edison High School in his hometown of Stockton where he competed in both football and track. He is the father of two sons, Lamar and Dominik, and resides in the Bay Area.

ALL-TIME REG. SEASON VICTORIES

COACH	YEARS	RECORD	PCT.
Tim Marcum	21	185-87	.680
Danny White	16	143-82	.636
Mike Hohensee	17	130-102	.560
Darren Arbet	11	110-47	.701
Mike Dailey	12	104-77	.575
Jay Gruen	9	82-54	.487
Michael Trigg	12	77-81	.726
Perry Moss	9	75-28-1	.726
John Gregory	12	75-61	.552
Ed Hodgkiss	7	57-53	.518

REG. SEASON WINNING PCT.

COACH	RECORD	PCT.
Perry Moss	75-28-1	.726
Darren Arbet	110-47	.701
Tim Marcum	185-87	.680
Doug Plank	43-21	.672
Will McClay	55-26-1	.671

MINIMUM 50 GAMES



ALL-TIME POSTSEASON VICTORIES

COACH	YEARS	RECORD	TITLES
Tim Marcum	21	27-12	7
Danny White	16	20-13	2
Darren Arbet	11	15-6	3
Mike Hohensee	17	12-12	1
Jay Gruen	9	11-7	2
Perry Moss	9	11-7	1
Mike Dailey	12	11-8	2
John Gregory	11	6-6	0
Bret Murray	3	5-2	1
Pat Sperduto	6	5-4	0

REG. SEASON WINNING PCT.

COACH	RECORD	PCT.
Darren Arbet	15-6	.714
Tim Marcum	27-12	.692
Jay Gruen	11-7	.611
Perry Moss	11-7	.611
Danny White	20-13	.606

MINIMUM 20 GAMES

ARBET'S ALL-TIME COACHING RECORD

YEARS	TEAM	W-L	PCT.	W-L	PCT.	W-L	PCT.
1999	SAN JOSE	6-8	.429	-	-	6-8	.429
2000	SAN JOSE	12-2	.857	1-1	.500	13-3	.813
2001	SAN JOSE	10-4	.714	1-1	.500	11-5	.688
2002	SAN JOSE#	13-1	.929	3-0	1.000	16-1	.941
2003	SAN JOSE	12-4	.750	1-1	.500	13-5	.722
2004	SAN JOSE#	11-5	.688	3-0	1.000	14-5	.737
2005	SAN JOSE	9-7	.563	0-1	.000	9-8	.529
2006	SAN JOSE	10-6	.625	1-1	.500	11-7	.611
2007	SAN JOSE#	13-3	.813	3-0	1.000	16-3	.842
2008	SAN JOSE	11-5	.688	2-1	.667	13-6	.684
2011	SAN JOSE	3-2	.600	0-0	.000	3-2	.600
CAREER TOTALS		110-47	.701	15-6	.714	125-53	.702

* - COACH OF THE YEAR, # - ARENABOWL CHAMPION

ARBET'S BACKGROUND

YEARS	COACHING BACKGROUND	HEAD COACH
2011-Present	Owner/Head Coach, San Jose SaberCats	Darren Arbet
2006-08	General Manager/Head Coach, San Jose SaberCats	Darren Arbet
2000-05	Director of Player Personnel/Head Coach, San Jose SaberCats	Darren Arbet
1999-2000	Head Coach, San Jose SaberCats	Darren Arbet
1995-99	Defensive Assistant/Special Teams Coordinator, San Jose SaberCats	Todd Shell
1994	Defensive Assistant, Albany Firebirds	
1990-94	Tight Ends, Sacramento State	



SKIP FOSTER

OFFENSIVE COORDINATOR

8TH YEAR, 1ST WITH SAN JOSE



ing the 2008 season as the head coach of the Lafayette Wildcatters of the Southern Indoor Football League.

Overall, Foster has 27 years of coaching experience and eight years in Arena Football and was a member of the inaugural af2 Hall of Fame class. As a head coach in Arena Football, Foster has compiled a 68-35 record. He joins the SaberCats after serving as offensive coordinator with the Arizona Rattlers (2008) and the Columbus Destroyers (2007), who he helped lead to ArenaBowl XXI against the SaberCats.

In each of his first four seasons in the AFL, starting quarterbacks on Foster-led offenses averaged over 3,800 yards passing, and never threw for under 3,500.

Foster's first head coaching stint came with the expansion Austin Wranglers where he posted a 24-24 mark in three seasons, including a 10-6 mark during his final year in 2006.

Foster served as the head coach of the Tulsa Talons in af2 from 2001-03. He finished with a record of 44-10, an average of almost 15 wins a season, leading the Talons to victory in the 2003 ArenaCup. In that championship season, he led the team to a 13-3 regular season record while accumulating 3,995 yards with Tulsa outscoring its opponents 823-690.

Foster made history when he became the only af2 coach to go undefeated at home with 26 consecutive victories over three seasons.

In the collegiate ranks, Foster compiled an 82-39-2 record as head coach of Coffeyville Community College in Kansas before shifting to Arena Football. He coached the Red Ravens to six conference championships during his 12 seasons (1989-2000) as head coach, leading Coffeyville to a National Junior College Athletic Association National Championship and an undefeated season in 1990. Foster was selected Kansas Jayhawk Community College Conference Coach of the Year in both 1990 and 1991.

He took over head coaching duties from his father Dick, who won a national championship with Coffeyville in 1983. They are the only father and son pair in the NJCAA to win a national championship at the same school with Foster being inducted into the Coffeyville Hall of Fame in 2001.

Foster has coached players in the NFL such as G Ryan Lijja, DE Leonard Little and CB Brian Fisher along with numerous others who have gone on to successful careers in professional football.

A graduate of Missouri Western State College, Foster played for his father at Coffeyville from 1979-80. A native of Missouri, Coach Foster and his wife Pama, have three children: Spencer, Shelby and Patrick.

FOSTER'S BACKGROUND

YEARS	COACHING BACKGROUND	HEAD COACH
2011-Present	Offensive Coordinator, San Jose SaberCats	Darren Arbet
2010	Head Coach, Lafayette Wildcatters	Skip Foster
2009	Offensive Coordinator, Kansas City Brigade	Kevin Porter
2008	Assistant Head Coach/Offensive Coordinator, Arizona Rattlers	Kevin Guy
2007	Offensive Coordinator, Columbus Destroyers	Doug Kay
2004-06	Head Coach, Austin Wranglers	Skip Foster
2001-03	Head Coach, Tulsa Talons (af2)	Skip Foster
1989-2000	Head Coach, Coffeyville Community College	Skip Foster
1985-89	Offensive Line/Special Teams, Coffeyville Community College	Dick Foster
1984	Graduate Assistant Coach/Running Backs/Special Teams, Memphis State	
1983	Student Assistant Coach/Tight Ends/Special Teams, Missouri Western State	

2011 COACHING STAFF



JEFF JARNIGAN

DEFENSIVE/SPECIAL TEAMS COORDINATOR
9TH YEAR, 3RD WITH SAN JOSE



Jeff Jarnigan enters his third season with the SaberCats and second as the club's defensive

coordinator in 2011.

In his first season coordinating, Jarnigan led a defense that finished in the top five in redzone defense (76.8%), interceptions (22), turnover margin (+12) and sacks (30). San Jose had four players named to the All-Arena team under Jarnigan including LB Steve Watson, DB Marquis Floyd, LB Clevan Thomas and K A.J. Haglund.

Jarnigan served as the special teams/defensive line coach in his first year with the team and made an immediate impact with the player groupings he oversaw. Jarnigan resurrected a special teams unit that finished near the bottom of the league in every statistical category in 2006 and was an essential element to the SaberCats championship conquest in 2007.

Under Jarnigan's guidance, San Jose's special teams finished with the second-best kickoff coverage in the AFL after giving up only 16.6 yards per return and two TDs, opposed to the 18.5 yards per return and seven touchdowns in 2006.

The defensive face of special teams wasn't the only side that transformed in 2007. After returning only one kickoff for a touchdown in 2006, Jarnigan helped his players boost that total to seven touchdowns in 2007 - which tied for the most in the AFL and also tied a team record set in 2003 and 2005. His kickoff return men proved to be the top tandem in the league after rookie Trestin George averaged 23.6 yards per return and Rodney Wright racked up another 22.9 yards per return. These two players also accumulated the third-most single-game kickoff return yards in team history with 232 against Georgia on March 24.

Perhaps one of the most vital parts of special teams in the AFL is the kicking unit. Jarnigan is credited for bringing in All-AFL kicker A.J. Haglund who set league records for PATs made (128) and posted the third highest kick scoring total in AFL history with 158, topping his total with a 179 point effort in 2008. Haglund, who played for Jarnigan in the af2, improved on the team's 2006 PAT conversion percentage (.853) that was the 15th best in the league to second in 2007, hitting at a .928 clip.

Jarnigan also managed the SaberCats defensive line in 2007. His core crew made up of Ron Jones, George Williams and Alan Harper combined for 19.0 sacks which was good for fourth-best in the league.

Jarnigan holds 18 years of football coaching experi-

ence under his professional belt, including seven years at the indoor game. Prior to joining the SaberCats, Jarnigan spent the previous two seasons as head coach of arenafootball2's Oklahoma City Yards Dawgz. His previous experience in the AFL comes from a one-year stint with the Austin Wranglers in 2004, the team's inaugural season.

As the defensive coordinator in Austin, Jarnigan's unit held opposing teams to fewer than 40 points in a game five times and ranked third in both sacks and opponents third down conversion rate. The team finished with a record of 8-8.

After his success with the Wranglers, Jarnigan was offered the head coaching position with the Yard Dawgz by co-owners Barry Switzer and Jeff Lund.

In Oklahoma's second year as an expansion franchise, Jarnigan led the team to a 10-6 record and its second berth in the af2's playoffs. In his second season as head coach, the team finished in a tie for first place in the Midwest Division with an 11-5 record.

Prior to joining the Wranglers, Jarnigan was the defensive coordinator/defensive backs coach for the af2's Tulsa Talons for three seasons (2001-03). He enjoyed a composite record of 44-10 (.814) while on the staff and captured two National Conference championships. The Talons never lost a home game while he was there and won the ArenaCup in 2003.

Jarnigan's extensive coaching experience began at Fort Hays State University (KS) as an offensive line coach in 1988. He transitioned to an assistant coaching position at Bethel College (KS) from 1989-92. He then relocated to Sioux City, IA where he spent time as the defensive line coach for Morningside College (1993-94). Jarnigan's longest coaching tenure occurred when he was the offensive line coach at Carleton College (MN) from 1995-99. His other head coaching experience came when he was with the Minnesota Purple Rage (2000) of the Indoor Football league.

As a player, Jarnigan was an all-conference offensive lineman and three-year starter at Southwestern College in Winfield, KS.. In 1984, he helped the team finish the season ranked third in the nation after being defeated by eventual NAIA champion Northwestern in a semi-final playoff game.

An Oklahoma native and graduate of Midwest City High School, Coach Jarnigan and his wife Liz have three children: Mary, Jack and Emily.

JARNIGAN'S BACKGROUND

YEARS	COACHING BACKGROUND	HEAD COACH
2011-Present	Defensive/Special Teams Coordinator, San Jose SaberCats	Darren Arbet
2008	Defensive Coordinator/Special Teams, San Jose SaberCats	Darren Arbet
2007	Special Teams/Defensive Line Coach, San Jose SaberCats	Darren Arbet
2005-06	Head Coach, Oklahoma City Yard Dawgz (af2)	Jeff Jarnigan
2004	Defensive Coordinator, Austin Wranglers	Skip Foster
2001-03	Defensive Coordinator/Defensive Backs Coach, Tulsa Talons (af2)	Skip Foster
2000	Head Coach, Minnesota Purple Rage (IFL)	Jeff Jarnigan
1995-99	Offensive Line Coach, Carleton College	
1993-94	Defensive Line Coach, Morningside College	
1989-92	Assistant Coach, Bethel	
1988	Offensive Line Coach, Fort Hays State University	

2011 COACHING STAFF



JASPER HARVEY

OFFENSIVE LINE COACH
1ST YEAR, 1ST WITH SAN JOSE



Harvey joins the SaberCats for his first coaching stint in the AFL.

A two-year starter at guard and center for San Diego State, Harvey served stints with the Washington Redskins (2006), Philadelphia Eagles (2006-07) Orlando Predators (2008) of the AFL, Arizona Cardinals

(2008) and Hartford Colonials (2009) of the UFL.

A native of New Orleans, LA, Harvey played at Archbishop Shaw (LA) High School where he was a two-year starter at left tackle. He earned all-district and honorable mention All-New Orleans metro as a senior.

and center for San Diego State, Harvey served stints with the Washington Redskins (2006), Philadelphia Eagles (2006-07) Orlando Predators (2008) of the AFL, Arizona Cardinals

HARVEY'S BACKGROUND

YEARS	COACHING BACKGROUND	HEAD COACH
2011-Present	Offensive Line Coach, San Jose SaberCats	Darren Arbet



GREG MARSHALL

ASSISTANT TRAINER/REHAB SPECIALIST
1ST YEAR, 1ST WITH SAN JOSE



Marshall joins the SaberCats for his first season as assistant trainer/rehab specialist. He

possesses a wealth of knowledge and experience in the field of strength and conditioning, rehabilitation techniques and sports medicine practices.

Marshall spent two seasons (2009-10) working as an assistant strength coach for the San Francisco 49ers. He cur-

rently serves as the strength and conditioning coach at Santa Clara University for women's soccer, softball, men's tennis and track and field.

A graduate of the Air Force Academy in 1984, Marshall competed in the 400-meter dash, at one time ranking third in the U.S. and eighth in the world.

Marshall has three children: Dahlys, Cameron and Byron.


MARSHALL'S BACKGROUND

YEARS	COACHING BACKGROUND	HEAD COACH
2011-Present	Assistant Trainer/Rehab Specialist, San Jose SaberCats	Darren Arbet
2009-2010	Assistant Strength Coach, San Francisco 49ers	Mike Singletary

FOOTBALL OPERATIONS SUPPORT STAFF




Head Athletic Trainer
Josh Goldstein



Equipment Manager
Mike Wojcik



Player Personnel
Matt Delgado



Player Personnel
Brandon Brunner



Player Personnel
Vince Freitas



Player Personnel
Tim Fleishman



Player Personnel
Matt Saraceno

Not Pictured:
Player Personnel: Sam Wood
Player Personnel: Derek Langfield

SABERCATS ALL-TIME COACHING STAFF

HEAD COACHES	ASSISTANT COACHES	ASSISTANT COACHES
<p>Arbet, Darren (1999-present) 109-45 (.708) Regular Season 15-6 (.714) Postseason 124-51 (.709) Overall</p> <p>Shell, Todd (1995-98) 29-25 (.537) Regular Season 0-3 (.000) Postseason 29-28 (.509) Overall</p>	<p>Arbet, Darren (1995-98) Baker, Sharon (2006) Chachere, Derrick (2006) Church, Mike (2000, 2002-05) Connor, Carlton (2001-03) DeMonner, Ron (1997-98) Foster, Skip (2011-Present) Guidici, Fred (1996-98) Guy, Kevin (2006-07) Harvey, Jasper (2011-Present) Holmes, Artie 1999 Hudson, Gordon (1995-97) Jarnigan Jeff (2007-08, 2011-Present)</p>	<p>Kaanapu, Mark (2000) Laveroni, Bill (1995) Malley, Terry (1999-2008) Patrone, Lou (2008) Peace, Tyrone (2011-Present) Porras, Tom (1995) Ross, Anthony (2000, 2002-05) Sacks, Barry (2001) Stephens, Fred (1996-2008) Tripp, Bill (1999, 2001-05) Walsh, Jim (1998) Withun, Dave (2006-08)</p>



SAN JOSÉ



PLAYERS



2011 ACTIVE ROSTER

NUMERICAL ROSTER							
NO.	PLAYER	POS	HT	WT	Birthdate	EXP	HOMETOWN
2	Gamboa, Juan	K	5-8	195	4-15-86	R	San Jose, CA
3	Toler, Burl	WR	6-2	200	4-7-83	R	Berkeley, CA
4	George, Trestin	DB	5-9	185	8-24-83	2	Berkeley, CA
5	Nwokocha, Chido	WR	6-0	200	5-17-86	R	Elk Grove, CA
6	McLean, Dwight	DB	6-1	205	10-28-88	R	Corona, CA
7	Bethel-Thompson, McLeod	QB	6-4	230	7-3-88	R	San Francisco, CA
13	Brookins, Mervin	WR/DB	5-11	185	5-31-85	1	Sacramento, CA
15	Jamarío O'Neal	DB	6-0	205	5-24-86	R	Cleveland, OH
16	Grieb, Mark	QB	6-2	200	5-23-74	11	San Jose, CA
18	Flowers, Nichiren	WR	6-3	215	8-26-83	1	Tulare, CA
21	Moten, Eddie	DB	5-10	185	8-30-81	5	Dallas, TX
26	Cook, Chad	FB/LB	6-1	263	7-24-85	1	New Orleans, LA
31	Maka, Francis	DL	6-2	250	5-10-85	R	San Mateo, CA
44	Tyson, Gus	FB/LB	6-3	255	10-1-82	1	St. Albans, NY
55	Hisatake, Ray	OL	6-3	325	9-18-86	R	San Francisco, CA
67	Powell, Robert	OL	6-5	310	8-21-84	1	Thomasville, NC
70	Perri, Chris	DL	6-3	290	2-14-87	R	Alameda, CA
73	Lewis, Mark	OL	6-3	300	7-17-85	R	Pasadena, CA
75	Herion, Atlas	OL/DL	6-4	310	12-3-80	2	Daphne, AL
77	Kia, Aaron	OL	6-4	300	7-1-86	R	Milliani, HI
88	Goodson, Samora	WR/DB	6-3	205	10-7-84	R	Hayward, CA
93	Huebner, Adam	DL	6-4	300	6-20-83	1	St. John, IN
96	Moss, Matt	DL	6-3	260	1-6-88	R	El Cajon, CA
98	Hypolite, George	DL	6-1	300	8-1-87	R	Los Angeles, CA

ALPHABETICAL ROSTER							
NO.	PLAYER	POS	HT	WT	Birthdate	EXP	HOMETOWN
7	Bethel-Thompson, McLeod	QB	6-4	230	7-3-88	R	San Francisco, CA
13	Brookins, Mervin	WR/DB	5-11	185	5-31-85	1	Sacramento, CA
26	Cook, Chad	FB/LB	6-1	263	7-24-85	1	New Orleans, LA
18	Flowers, Nichiren	WR	6-3	215	8-26-83	1	Tulare, CA
2	Gamboa, Juan	K	5-8	195	4-15-86	R	San Jose, CA
4	George, Trestin	DB	5-9	185	8-24-83	2	Berkeley, CA
88	Goodson, Samora	WR/DB	6-3	205	10-7-84	R	Hayward, CA
16	Grieb, Mark	QB	6-2	200	5-23-74	11	San Jose, CA
75	Herion, Atlas	OL/DL	6-4	310	12-3-80	2	Daphne, AL
55	Hisatake, Ray	OL	6-3	325	9-18-86	R	San Mateo, CA
93	Huebner, Adam	DL	6-4	300	6-20-83	1	St. John, IN
98	Hypolite, George	DL	6-1	300	8-1-87	R	Los Angeles, CA
77	Kia, Aaron	OL	6-4	300	7-1-86	R	Milliani, HI
73	Lewis, Mark	OL	6-3	300	7-17-85	R	Pasadena, CA
31	Maka, Francis	DL	6-2	250	5-10-85	R	Fountain Valley, CA
6	McLean, Dwight	DB	6-1	205	10-28-88	R	Corona, CA
96	Moss, Matt	DL	6-3	260	1-6-88	R	El Cajon, CA
21	Moten, Eddie	DB	5-10	185	8-30-81	5	Dallas, TX
5	Nwokocha, Chido	WR	6-0	200	5-17-86	R	Elk Grove, CA
15	O'Neal, Jamarío	DB	6-0	205	5-24-86	R	Cleveland, OH
70	Perri, Chris	DL	6-3	290	2-14-87	R	Alameda, CA
67	Powell, Robert	OL	6-5	310	8-21-84	1	Thomasville, NC
3	Toler, Burl	WR	6-2	200	4-7-83	R	Berkeley, CA
44	Tyson, Gus	FB/LB	6-3	255	10-1-82	1	St. Albans, NY

Owner/Head Coach: Darren Arbet (11th Season)
 Offensive Coordinator: Skip Foster
 Defensive/Special Teams Coordinator: Jeff Jarnigan
 Offensive Line Coach: Jasper Harvey
 Assistant Trainer/Rehab Specialist: Greg Marshall
 Head Athletic Trainer: Josh Goldstein
 Equipment Manager: Mike Wojcik



OTIS AMEY

WIDE RECEIVER

10

5-11, 200
SACRAMENTO STATE
3RD YEAR, 1ST WITH SAN JOSE

BORN 12/4/81 | UNION CITY, CA
JAMES LOGAN HS, UNION CITY, CA
ACQUIRED: FA IN '10

An explosive all-around threat with the football, Otis Amey has been one of the most productive players since his first season in the AFL in 2007. Originally signed as an undrafted free agent by the San Francisco 49ers in 2005, Amey will look to be a playmaker for the SaberCats in 2011.

SABERTOOTH

- Otis has been working with at risk youth and inspiring them to make the most of their lives. He continues to work on his college degree and is preparing to continue his motivational speaking to prison inmates in the future. His father spent a considerable amount of time incarcerated during Amey's childhood, which has driven him to become involved with at-risk youth.
- Otis credits his older brothers helping him get involved in football. "They used to force me to play tackle football as a young kid which made me love football." Otis excelled at baseball as a youth and used to play basketball against Nate Robinson and Eddie House in high school. "My claim to fame is that I beat Eddie House in basketball back in the day."
- Self-described as different from most people. "I don't care about what's hot or what everyone else is doing. I like setting my own trends and I'm not trying to be anyone but myself." He also describes himself as a deceptive and shy person. Majoring in communications and working with the community has helped him come out of his shell. Charming, easy going, and the ability to get along with everybody are other traits that define Otis.
- After having a year of experience under his belt he looks forward to being a big part of an "unstoppable" SaberCats offense this season. He is looking to change lives off the field through his work with local youth groups and by holding camps and traveling to schools to encourage young people to make good decisions in their lives.
- Otis makes his own music and has a website devoted to it as well as his motivational speaking (foakingdom.com) and also produces his own T-shirts. After football Otis would like to get into the Ministry full-time and use his music to reach people.
- Otis worked as a custodian at James Logan High School from seventh grade until he completed high school as well as working at Krispy Kreme making donuts for three years.

2008 (Cleveland)

- Led the AFL in total touchdowns (50), also good for a Gladiators franchise record.
- Ranked second on the Gladiators with 112 receptions and 1,516 yards while leading the team with 48 touchdowns.
- His 48 touchdowns was good for second in the AFL, behind Philadelphia's WR Chris Jackson.
- Named second-team All-Arena in only his second season in the AFL.

2007 (Austin)

- Finished second on the team in receiving yards (1,036) receiving touchdowns (18) while finishing third in receptions (88).
- Totaled 28 touchdowns (10 rushing), good for second on the team with 174 points and 1,738 all-purpose yards.
- Appeared in all 16 regular season games for the Wranglers.

OTHER PRO EXPERIENCE:

- Totaled 18 receptions for 148 yards in eight games for the Sacramento Mountain Lions of the United Football League in 2010.
 - Played for the Winnipeg Blue Bombers of the Canadian Football League in 2009, catching 18 passes for 188 yards.
 - Signed as an undrafted free agent with the San Francisco 49ers as a punt returner for the 2005-06 season, appearing in 11 games with the 49ers.
 - Scored on his first NFL touch, returning a punt 75 yards for a touchdown against the St. Louis Rams, becoming the first 49er since 1993 to score the first time he ever touched the ball.
- ### COLLEGE:
- One of the most prolific players to come out of Sacramento State, he earned All-American honors twice in his collegiate career.
 - Finishing his Sacramento State career with 4,049 receiving yards on 248 receptions for 27 touchdowns.
 - Holds the record for catches in a single-game (15) that he set on 8/30/04 at Eastern Washington.
 - Holds all major Hornets receiving and return records including: career receptions (248), career receiving touchdowns (27), season receptions (76), receptions in a single-game (15) and career kickoff return yards (1,687).
 - Led the team in all-purpose yards, kick returns, receiving yards and punt returns all four years.

PERSONAL:

- Full name is Fred Otis Holmes Amey and he was named after his grandfather.
- Majored in communications with a minor in business.
- Nicknamed Frotis because of the large afro he sported when he was younger.
- Other hobbies include, dominos, writing and freestyling.
- His brother, Vince Amey, played at Arizona State University and was a member of the Oakland Raiders.
- Attended James Logan High School in Union City, CA where he lettered in football and track.
- During his senior season of football, he was an All-Mission Valley Athletic League selection, guiding his team to the league championship.
- Worked as a custodian at James Logan High School from seventh grade until he completed high school as well as working at Krispy Kreme making donuts for three years.

AMEY'S CAREER AFL STATISTICS

YEAR	TEAM	GP	RECEIVING				RUSHING			
			NO	YDS	AVG	TD	ATT	YDS	AVG	TD
2007	Austin	16	88	1,036	11.8	18	26	51	2.0	10
2008	Cleveland	16	112	1,516	13.5	48	9	5	0.6	1
TOTALS		32	200	2,552	12.8	66	35	56	1.6	11

YEAR	TEAM	GP	KICK RETURNS				MISSED FIELD GOAL RETURNS			
			NO	YDS	AVG	TD	ATT	YDS	AVG	TD
2007	Austin	16	33	611	18.5	0	2	41	20.5	0
2008	Cleveland	16	28	517	18.5	0	4	101	25.3	1
TOTALS		32	61	1,128	18.5	0	6	142	23.7	1

AMEY'S CAREER POSTSEASON AFL STATISTICS

YEAR	TEAM	GP	RECEIVING				ATT	RUSHING		
			NO	YDS	AVG	TD		YDS	AVG	TD
2008	Cleveland	3	22	333	15.1	5	0	0	0.0	0
TOTALS		3	22	333	15.1	5	0	0	0.0	0

YEAR	TEAM	GP	KICK RETURNS				MISSED FIELD GOAL RETURNS			
			NO	YDS	AVG	TD	ATT	YDS	AVG	TD
2008	Cleveland	3	2	20	10.0	0	0	0	0.0	0
TOTALS		3	2	20	10.0	0	0	0	0.0	0

AMEY'S CAREER HIGHS

Receptions: 15 (Two Times), Last: at LA (4/19/08)
Receiving Yards: 208 at LA (4/19/08)

Receiving Touchdowns: 6 (Two Times, Last: at LA (4/19/08))
Misled Field Goal Return Yards: 50 vs. CHI (6/7/08)

AMEY'S POSTSEASON CAREER HIGHS

Receptions: 7 vs. ORL (6/30)
Receiving Yards: 119 vs. ORL (6/30)
Receiving Touchdowns: 3 at GEO (7/7)

Kick Returns: 2 vs. ORL (6/30)
Kick Return Yards: 20 vs. ORL (6/30)

PLAYERS



MCLEOD BETHEL-THOMPSON **7**
 QUARTERBACK

6-4, 230
 SACRAMENTO STATE
 1ST YEAR, 1ST WITH SJ

7/3/88 | SAN FRANCISCO, CA
 BALBOA HS, SAN FRANCISCO, CA
 ACQUIRED: FA IN '10

McLeod Bethel-Thompson will back up QB Mark Grieb in 2011 with an accurate, strong arm. A graduate of Balboa High School in San Francisco, he joins San Jose after spending four seasons between UCLA and Sacramento State.

SABERTOOTH

- Government is something that McLeod is very interested in and led to an internship as a legislative assistant at the state capital with assembly member, Isadore Hall from Los Angeles his senior year of college. He started in the spring and ended up staying throughout the summer. While he was there, he was in charge of staffing three bills and two committees which entailed writing speeches and getting all the necessary paperwork in order. He also escorted the assemblyman around to all the events that he had to attend. "It was a great experience to see a little insight into California politics."
- For his post-football career, McLeod plans to attend law school. However, that's not all he's interested in. He'd also like to join the peace corps or some type of foreign service. "I've never really left America, I want to get out there and see places and the best way to do that is to serve other people." McLeod's Uncle, Steven A. Browning currently works for Hillary Clinton but in the past was the Ambassador to the Republic of Uganda, Minister Counselor for Management in the US Embassy in Iraq and the Ambassador to the Republic of Malawi and that's what inspired him to want to join those organizations. He'd also like to teach in inner city schools or join "Teach for America."
- High school really shaped McLeod into the person he is today. "I went to a very inner city high school [Balboa High] with a lot of great people." McLeod didn't realize he was the only white male in his graduating class until a friend of his pointed it out in college after seeing his class photo. However, that's something that he cherishes. "Growing up in San Francisco right in the heart of the city, a real in-

ner city experience. You just see so many diverse cultures, diverse people and things, I think it's great. I'm a city kid, I like the city. I think growing up there you kind of get used to it and it becomes home." That's also when he began playing football.

- When McLeod was born his parents were expecting a girl and hadn't chosen a boy's name. He didn't have an official name until he was about six months old and his family called him "Biff." That nickname stuck with him until he was five or six and some of his parent's friends still call him "Biff" or "Biffy." His other nickname is Mac.

COLLEGE:

- Played three seasons at Sacramento State after transferring from UCLA. In 24 career games, he totaled 1,615 passing yards and eight touchdowns.

PERSONAL:

- Attended Balboa (CA) High School where he lettered three seasons (2003-05). Bethel-Thompson earned first-team all-city, player of the year and all-metro honors, after throwing for 2,100 yards and 22 touchdowns.
- Majored in History with a minor in government.
- Spent time working for his dad doing manual labor like putting up fencing for parties. He was also a groundskeeper while he was at UCLA.
- Enjoys watching Peyton Manning and Aaron Rodgers. Is also a fan of all the great 49ers quarterbacks, Joe Montana, Steve Young as well as Jerry Rice.
- Parents are Mark and Patricia. His father is a production manager for Live Events. He used to be a roadie for rock and roll bands like George Harrison, Carlos Santana but now he does corporate events. His mother is an artist - painter and is back in school. Has two siblings, brother: Dylan (28), a mechanical engineer and his sister, Cassidy (26) went to San Diego State and is a geologist.

BETHEL-THOMPSON'S CAREER AFL STATISTICS

YEAR	TEAM	GP	GS	PASSING							RUSHING				
				ATT	CMP	PCT	YDS	TD	INT	LG	RTG	RSH	YDS	TD	
2011	SJ	1	0	1	0	0.0	0	0	0	0	0	39.8	0	0	0
TOTALS		1	0	1	0	0.0	0	0	0	0	0	39.8	0	0	0



MERVIN BROOKINS 13

WIDE RECEIVER/DEFENSIVE BACK

5-11, 185
BETHEL
 2ND YEAR, 1ST WITH SJ

5/31/85 | SACRAMENTO, CA
 FLORIN HS, SACRAMENTO, CA
 ACQUIRED: FA IN '10



In his first season in the AFL, Mervin Brookins won his first ArenaBowl championship with the Spokane Shock in 2010. A versatile player at both defensive back and returner, Brookins will look to provide leadership in the secondary this season for the SaberCats.

SABERTOOTH

- A little known fact about Mervin is that he likes to write poetry. He mostly writes whatever is on his mind at the moment. "I also love R&B music and I can just put some music on and write and write." Mervin writes about everything from his daughter to more sensitive subject matter. Writing is something that he's very passionate about and he used it as a way of addressing the anger he felt towards his father not being around when he was young. While it didn't pan out, Mervin had put a book together titled, A Man's Thoughts: A Collection of Articles. The book was a collection of short stories about various different subjects with one of the short stories in the book, titled "The Neighborhood Killer," described the story of a murderer but was actually about drugs and alcohol in a rough neighborhood. It was the environment that the main character lived in that was the neighborhood killer.
- Although Mervin doesn't use any unusual training methods at the moment, he does remember his coach at Sacramento City College had him do something he had never done before. While he was training with the school's football team, the coach had Mervin run up a large hill that was well known throughout the school, with chains on his back that are normally used for 18 wheeler trucks.
- Mervin has worked at McDonald's, Pizza Hut/Wingstop, as a cashier clerk and overnight stocker at Safeway and Prestressed Concrete making concrete slabs that are used as dividers at coliseums. However, his funnest memory of all his jobs comes from his days at Taco Bell. Mervin and his coworkers would participate in fast food Olympics which his boss would set up as competitions between the workers. They had two food lines and would battle each other to see who could make the most orders in the shortest amount of time while still staying precise. There was one instance in which Mervin and his coworkers knew a competition was coming up so they planned something special for their manager. Both lines filled a tostada shell

with everything possible and when it got to the end of the line they crushed the two tostadas on each side of their manager's head. "He wasn't expecting it at all. He had nacho cheese, beef, pico de gallo, everything was just smashed on the side of his face, taco shell, everything. It was probably my greatest experience working at a fast food restaurant."

2011 (San Jose)

- Registered first career interception and finished second on the team with 6.5 tackles vs. Spokane (3/11).
- Recorded second interception and a pass defended in vs. Kansas City (3/18).
- Finished second on the team with 4.5 tackles at Chicago (3/25).
- Recorded first catch of season to go with 118 return yards and 7.0 tackles vs. Iowa (4/1).

OTHER PRO EXPERIENCE:

- Played in six games, recording seven interceptions, seven pass breakups and two fumble recoveries for the Stockton Lightning of af2.

COLLEGE:

- Brookins played at Bethel College (KS) of the National Association of Intercollegiate Athletics prior to playing in the AFL. He played at Sacramento City College (CA) before transferring to Bethel.

PERSONAL:

- Attended Florin (CA) High School.
- Has three sisters, Tanika (23), Tannia (20) and Alexandria (12). Mervin's mother, Yolanda, works for the Employment Development Department of California.
- Has two children, son Jaylen and daughter Briel.

BROOKINS' CAREER AFL STATISTICS

YEAR	TEAM	GP	TOI	SOL	TACKLES			YDS	INTERCEPTIONS				FUMBLES	
					AST	SACKS			INT	YDS	ID	PD	FF	FR
2010	SPO	4	16.0	15	2	0.0	0.0	0	0	0	2	0	0	0
2010	OKC	6	11.5	9	5	0.0	0.0	0	0	0	1	1	2	2
2011	SJ	5	28.0	24	8	0.0	0.0	3	6	0	4	0	0	0
TOTALS		15	48.5	42	13	0.0	0.0	3	6	0	7	1	2	2

YEAR	TEAM	GP	KICKOFF RETURNS				MISSED FIELD GOAL RETURNS			
			NO	YDS	AVG	TD	NO	YDS	AVG	TD
2010	SPO	4	16	291	18.2	1	0	0	0.0	0
2010	OKC	6	0	0	0.0	0	0	0	0.0	0
2011	SJ	5	7	123	17.6	0	2	12	6.0	0
TOTALS		15	23	414	17.4	1	2	12	6.0	0

BROOKINS' CAREER POSTSEASON AFL STATISTICS

YEAR	TEAM	GP	TOI	SOL	TACKLES			YDS	INTERCEPTIONS				FUMBLES	
					AST	SACKS			INT	YDS	ID	PD	FF	FR
2010	SPO	3	14.5	13	3	0.0	0.0	1	14	0	0	0	0	0
TOTALS		3	14.5	13	3	0.0	0.0	1	14	0	0	0	0	0

YEAR	TEAM	GP	NO	KICKOFF RETURNS			MISSED FIELD GOAL RETURNS			
				YDS	AVG	TD	NO	YDS	AVG	TD
2010	SPO	3	11	201	18.3	0	0	0	0.0	0
TOTALS		3	11	201	18.3	0	0	0	0.0	0

BROOKINS' CAREER HIGHS

Tackles: 9 vs. ARI (7/2/10)
Solo: 9 vs. ARI (7/2/10)
Assists: 3 vs. SPO (5/16/10)
Interceptions: 1 (Three Times) vs. UTA (4/8/11)
Interception Return Yards: 6 vs. UTA (4/8/11)
Passes Defended: 1 (Four Times), Last: vs. UTA (4/8/11)
Forced Fumbles: 1 vs. CLE (4/17/10)

Fumble Recoveries: 1 (Two Times) at IOW (4/24/10)
Fumble Recovery Yards: 44T at IOW (4/24/10)
Fumble Recovery Touchdowns: 1 at IOW (4/24/10)
Kick Returns: 7 vs. CHI (7/23/10)
Kick Return Yards: 156 vs. CHI (7/23/10)
Kick Return Touchdowns: 1 vs. CHI (7/23/10)
Kick Return Long: 56T vs. CHI (7/23/10)

BROOKINS' POSTSEASON CAREER HIGHS

Tackles: 8 vs. TB (8/20/10)
Solo: 7 vs. TB (8/20/10)
Assists: 1 (Three Times), Last vs. TB (8/20/10)
Interceptions: 1 vs. TB (8/20/10)
Interception Yards: 14 vs. TB (8/20/10)

Passes Defended: 2 vs. TB (8/20/10)
Kick Returns: 7 vs. MIL (8/12/10)
Kick Return Yards: 119 vs. MIL (8/12/10)
Kick Return Long: 32 vs. TB (8/20/10)



CHAD COOK
FULLBACK/LINEBACKER

26

6-1, 263
MURRAY STATE | **7/24/85** | **NEW ORLEANS, LA**
2ND YEAR, 1ST WITH SJ | **WEST MONROE HS, NEW ORLEANS, LA**
ACQUIRED: FA '10

Cook enters his second season in the AFL and first with San Jose.

A standout at running back for

Murray State, Cook enjoyed a productive rookie season split between the 2010 American Conference Champion Tampa Bay Storm and the Oklahoma City Yard Dawgz. He'll help protect QB Mark Grieb's blind side while being a force in the running game and linebacking corps.

SABERTOOTH

- Chad got the nickname Tank when he was a little boy during football practice. He ran through a guy and people came over because the sound of the impact was so loud that they thought there was a car crash. They had to bring out an ambulance for the other kid. Ever since the hit people have referred to him as Tank, including his two daughters who call Chad, Tank Tank.
- His mom has always been on Chad to have a backup plan with education and she's been his support system throughout playing football. Chad has always had positive role models in the football world, including his father Charles Cook who played for the Pittsburgh Steelers from 1962 to 1965 and went on to become a wrestler in the WWF alongside Dwayne "The Rock" Johnson's father, Rocky Johnson. His godfather, Roosevelt Taylor who played for the Chicago Bears and his uncle Jamie Caleb who was a fullback for Jim Brown of the Cleveland Browns were also great influences in his life.
- He was born and raised in New Orleans and while he was away at college when Hurricane Katrina hit, he still felt the impact. His parents had thankfully gotten out before it hit and he received news from his godbrother that their neighborhood had been wiped out just days before his first game his junior year. "When I finally went down there it literally looked like a ghost town. The smell was just horrible, you had to put on masks just to go down there it was that bad." His parents were able to rebuild their home and moved back to New Orleans in 2009. While there are homes being rebuilt there isn't much else, so Chad has aspirations of setting up a foundation that can build a community center in his hometown. "I would like to do something, put a community center in our area because right now it's nothing and it's hard for people to even move back."
- When he was younger Chad and his cousin started a lawn

mowing business called, Chad and Noah's Lawn Mowers Company. They put up fliers on poles around the neighborhood and mowed lawns for around \$10. However, business was halted after they mowed a certain lady's lawn. The lady in particular had been cutting her grass with a pair of scissors so it was all patched up. She wanted them to fix her lawn which was relatively large and all they had was a push mower. They cut the front and she wanted them to cut the back as well, however, with the way New Orleans is the roots of the oak trees come out of the ground making it difficult to do an effective job. By the time they reached the back they realized it was very dirty and that she was a borderline hoarder. They both looked at each other and decided that the lawn mowing business wasn't for them.

2011 (San Jose)

- Currently shares the lead for rushing touchdowns in the AFL.
- Set single-game career-highs in rushes (11) and rushing touchdowns (three) in his first game with San Jose vs. Spokane (3/11).
- Rushed for two touchdowns in Week 2 victory over Kansas City (3/18).
- Rushed for another two touchdowns at Chicago (3/25).
- Scored two touchdowns (one receiving, one rushing) in vs. Iowa (4/1) and set a career-high with 29 receiving yards.
- Rushed for career-high 33 yards and four touchdowns vs Utah (4/8).

2010 (Tampa Bay Storm/Oklahoma City)

- Started his rookie season with the Tampa Bay Storm before being signed by the Oklahoma City Yard Dawgz.
- Ram the ball 45 times for 140 yards and eight touchdowns, adding 14 receptions for 105 yards and one touchdown. On defense, he had eight tackles combined between the two teams.

COLLEGE:

- Totaled 2,095 rushing yards on 457 attempts for 24 touchdowns in four seasons for the Racers.
- Led the team in rushing during his sophomore (834) and junior (692) seasons.
- Caught 24 passes for 185 yards.

PERSONAL:

- Attended West Monroe (LA) High School where he was an all-state, all-district and all-area pick as a senior after rushing for 1,730 yards and 17 touchdowns.
- Has two daughters, Angie and Carina.
- His future plans include getting his real estate license.
- Lists RB Eddie George as his favorite player growing up due to his large size for running back. Also enjoys watching Philadelphia Eagles QB Michael Vick play.

COOK'S CAREER AFL STATISTICS

YEAR	TEAM	GP	RUSHING					RECEIVING			
			NO	YDS	AVG	TD	ATT	YDS	AVG	TD	
2010	OKC	13	45	140	3.1	8	15	105	7.1	1	
2010	TB	1	0	0	0.0	0	0	0	0.0	0	
2011	SJ	5	25	70	2.8	12	6	55	9.2	1	
TOTALS		19	70	210	3.0	20	21	160	7.6	2	

YEAR	TEAM	GP	TACKLES				INTERCEPTIONS			FUMBLES		
			TOT	SOL	AST	SACKS	YDS	INT	YDS	TD	PD	FF
2010	OKC	13	7.0	6.0	2.0	0.0	0.0	0	0	0	0	0
2010	TB	1	1.0	1.0	0.0	0.0	0.0	0	0	0	0	0
TOTALS		14	8.0	7.0	2.0	0.0	0.0	0	0	0	0	0

COOK'S CAREER HIGHS

Rushes: 11 vs. SPO (3/11/11)
Rushing Yards: 33 vs. UTA (4/8/11)
Rushing Touchdowns: 4 vs. UTA (4/8/11)
Receptions: 3 vs. BSV (7/3/10)
Receiving Yards: 29 vs. IOW (4/1/11)

Receiving Touchdowns: 1 (Two Times), Last vs. IOW (4/1/11)
Tackles: 3 vs. TUL (5/22/10)
Solo: 3 vs. TUL (3/22/10)
Assists: 1 (Two Times), Last vs. IOW (7/10/10)



NICHIREN FLOWERS 18

NEECH-RIN
WIDE RECEIVER

6-3, 215
 NEVADA
 2ND YEAR, 1ST WITH SJ

8/26/83 | TULARE, CA
 TULARE HS, TULARE, CA
 ACQUIRED: FA TN '10

A tall, physical receiver, Nichiren Flowers joins the SaberCats for his second season in the AFL and first with San Jose. A force in the red zone, Flowers has ranked among the leaders on his respective teams in both the AFL and af2 throughout his career and will look to impose his large frame on defenses this season.

SABERTOOTH

- The passing of his father, Ron Flowers, greatly impacted Nichiren's life. His parents divorced when he was young and Nichiren was raised by his mother Wanda in a Christian household, while his father was Buddhist. Although he visited with his father they weren't very close and he didn't learn much about his Buddhism when he was younger. "A little after he passed I ventured off into searching to find the history behind my name and what influenced him to name me that. It's brought along this whole enlightenment as far as Eastern religion and Buddhism go." After college, Nichiren began studying more about Buddhism and read books by the Dalai Lama, Eckhart Tolle and more. Through his studies Nichiren discovered he was named after a Buddhist monk. "It means enlightened one which is the whole message of the Buddha, to become enlightened and his search for enlightenment." He now uses those teachings as a part of his life philosophy. "The last few years of studying Eastern religion, it's just seeing yourself in every living thing you awaken a part of yourself that's been closed off."
- Nichiren has plans to become a certified personal trainer and it's something that he's very passionate about. "Just the benefit of helping others and seeing them reach goals and attain things, whether that's with youth or older people." He also wants to coach youth football and spent the 2009-2010 season coaching at Tulare High School (his alma mater).
- Outside of football Nichiren has a few hobbies that he enjoys including roller skating. "I know it's funny, but I used to roller skate in college." There was a roller rink near the University in Reno and Nichiren and his friends would hang

out there on Sundays. He had a friend who was from the Bay Area and would always talk about the roller rink he would go to in Milpitas, so that's something that Nichiren plans to do while he's in the area on an off day.

- Nichiren's spent a lot of time working with youth at various Boys and Girls clubs in California, Idaho and Nevada. He's been a team supervisor and on the front desk. He enjoyed being a team supervisor, working with kids and setting up various programs for them.
- Tattoos include a thundercat on his shoulder and back that signifies his childhood and his favorite cartoon that he got when he was a senior in high school. He has another tattoo on his arm of a rose that says "Mr. Flowers," which represents his father's side of the family and that part of his heritage. His last tattoo is on his chest which reads, "Forever Blessed" and has angel wings with a halo on top, which was for the spiritual aspect of his life.

2011 (San Jose)

- Tied a single-game career-high in receiving touchdowns in his first game with the SaberCats vs. Spokane (3/1/11).
- Caught two touchdown passes vs. Kansas City (3/18).
- Tied career-high with four touchdown receptions vs. Iowa (4/1).
- Notched first career rushing touchdown vs. Utah (4/8).

2010 (Chicago)

- Finished second on the Rush with 61 receptions, 892 receiving yards while leading the team with 17 receiving touchdowns (17) in only nine games.
- Set single-game career highs in receptions (11) and receiving yards (168) at Dallas (5/22).

2007 (Los Angeles)

- Recorded six receptions and 125 yards in two games for the Avengers.

OTHER PRO EXPERIENCE:

- Helped the Boise Burn of af2 to a 12-4 record in 2009, catching 70 passes for 1,032 yards and 24 touchdowns.

Led the team in touchdowns receptions and 100-yard receiving games (five) and tied for the lead in receiving yards.

- Tallied nine receptions for 156 yards and four scores at Spokane (5/9).
- Played for the Central Valley Coyotes of af2 in 2008, where he reeled in 20 touchdowns on 955 yards receiving in only 12 games.

COLLEGE:

- A three-year starter at Nevada, Flowers totaled 212 receptions, 2,648 receiving yards and 14 touchdowns with the Wolf Pack. He set career highs in receiving during his

junior season with 91 receptions, 1,126 yards and six touchdowns.

PERSONAL:

- He's taken intro to acting classes and had aspirations when he was younger to go into broadcasting so it's always been something he's interested in.
- Nicknames: Neat, Neech.
- Enjoys watching wide receivers in the NFL which includes-players like Chad Ochocino and Larry Fitzgerald. He likes see how they play and train to try and incorporate some aspects into his own style of play.

FLOWERS' CAREER AFL STATISTICS

YEAR	TEAM	GP	RECEIVING					RUSHING			
			NO	YDS	AVG	TD	ATT	YDS	AVG	TD	
2007	LOS	2	6	125	20.8	1	0	0	0.0	0	
2010	CHI	9	61	892	14.6	17	0	0	0.0	0	
2011	SJ	5	28	267	9.5	11	2	5	5.0	1	
TOTALS		15	92	1,267	13.8	28	2	5	5.0	1	

FLOWERS' CAREER HIGHS

Receptions: 11 at DAL (5/22/10)
Receiving Yards: 168 at DAL (5/22/10)
Receiving Touchdowns: 4 (Three Times) Last: vs. IOW (4/1/11)

Rushes: 2 vs. UTA (4/8/11)
Rushing Yards: 5 vs. UTA (4/8/11)
Rushing Touchdowns: 1 vs. UTA (4/8/11)



JUAN GAMBOA

GAM-BOW-UH
KICKER

2

5-8, 195
SACRAMENTO STATE
1ST YEAR, 1ST WITH SJ

4/14/86 | SAN JOSE, CA
BELLARMINA PREP, SAN JOSE, CA
ACQUIRED: FA IN '11

A graduate of Bellarmine Preparatory in San Jose, Juan Gamboa showed a strong leg for Sacramento State. He joins the SaberCats for his first season in professional football.

COLLEGE:

- Served as Sacramento State's place kicker with the Hornets.
- Connected on 36 field goals on 56 attempts (64.3%), while accounting for over 200 points. As a senior he averaged 59.0 yards per kickoff, notching 12 touchbacks.

2011 (San Jose)

- Connected on 10-of-11 extra point attempts vs. SPO (3/11).
- Converted first career field goal as well as the game-winning field goal with 0:02 remaining against Kansas City (3/18).

PERSONAL:

- Ranked as the second-best kicker in the country by SuperPrep and the sixth-best by Rivals.com.
- Made all 30 extra points as a senior and also connected on a career-long 55-yard field goal. He earned all-league and all-state honors as a junior and senior and was also named All-America after each season.
- Majored in communications.

GAMBOA'S CAREER AFL STATISTICS

YEAR	TEAM	GP	XP	XPA	PCT	FG	FGA	PCT	LG	PTS
2011	SJ	5	34	45	75.6	2	2	100.0	18.0	37
TOTALS		5	34	45	75.6	2	2	100.0	18.0	37

GAMBOA'S CAREER HIGHS

Extra Points Made: 10 vs. SPO (3/11/11)
Extra Points Attempted: 11 (2 times) Last vs. UTA (4/8/11)

Points: 10 vs. SPO (3/11/11)
Field Goals: 2 vs. KC (3/18/11)



TRESTIN GEORGE

DEFENSIVE BACK

4

5-9, 185
SAN JOSE STATE
3RD YEAR, 3RD WITH SJ

8/24/83 PASADENA, CA
ST. MARY'S HS, BERKELEY, CA
ACQUIRED: FA '11

A member of the SaberCats 2007 championship team, Trestin George rejoins San Jose for his third season. An explosive returner during his time with the SaberCats, he will look to make his presence felt in the return game and on the defensive side of the ball.

and first career fumble recovery vs. Las Vegas (5/12).



his third season. An explosive returner during his time with the SaberCats, he will look to make his presence felt in the return game and on the defensive side of the ball.



2011 HIGHLIGHTS:

- Started in first game back, finishing with three tackles at Chicago (3/25).

2008 (San Jose)

- Played in five games before season was ended due to injury.
- Finished the season with 616 kick return yards on 29 returns (21.2 average).

2007 (San Jose)

- Emerges as a top kickoff return threat in 2007 posting a league-best average.
- Played in eight games during his rookie season emerging as a top kickoff return threat.
- Totaled 872 yards on 37 kickoff returns for a league-best 23.6 average, the third best in team history.
- Returned two kickoffs for scores and had four returns of 50-or-more yards.
- Credited nine tackles, three passes defended, one fumble recovery and his first career interception playing as a reserve defensive back.
- Made his AFL debut returning three kickoffs for 82 yards, including a 50-yarder, and played defensive back at Georgia (3/24).
- Returned to the lineup after missing three games with a lower body injury to post his first career interception vs. Los Angeles (4/21).
- Notched his first career kickoff return touchdown, going 56 yards on the opening kick vs. Utah (4/28).
- Tallied his second kickoff return touchdown of the season

2007 (Postseason)

- Became the fifth player in ArenaBowl history with a kickoff return for a touchdown vs. Columbus (7/29). The 56-yard return marked the fourth length of the field kickoff return for a touchdown in ArenaBowl history.

OTHER PRO EXPERIENCE:

- Played for the BC Lions of the CFL from 2009-10.
- Signed as an undrafted free agent by the Jacksonville Jaguars in 2006 and appeared in three preseason games.
- Recorded one tackle and two passes defended at cornerback.
- Returned two kickoffs for 56 yards as a special teams member.

COLLEGE:

- Played in 46 games for San Jose State, compiling more than 1,300 all-purpose yards.
- Scored a touchdown five different ways (rushing, receiving, interception return, kickoff return, punt return) during his career.
- Tallied 148 tackles and five interceptions at defensive back.

PERSONAL:

- A graduate of St. Mary's (CA) High School in Berkeley, lettering in football and track.
- Rushed for 3,809 yards and 60 touchdowns during prep career.
- Featured in PBS documentary "Playing for Keeps" as a freshman in college.
- Published a poem on www.poetry.com entitled "The Intro."
- First name is Indian for "noble warrior."
- Majored in African-American Studies.

GEORGE'S CAREER AFL STATISTICS

YEAR	TEAM	GP	TACKLES					INTERCEPTIONS				FUMBLES	
			TOT	SOL	AST	SACKS	YDS	INT	YDS	ID	PD	FE	FR
2007	SJ	8	8.0	6	6	0.0	0.0	1	0	0	3	0	0
2008	SJ	5	2.0	1	0	0.0	0.0	0	0	0	0	0	0
2011	SJ	3	10.5	8	5	0.0	0.0	0	0	0	1	0	0
TOTALS		16	15.5	11	9	0.0	0.0	0	0	0	4	0	0

YEAR	TEAM	GP	KICKOFF RETURNS				MFG RETURNS			
			NO	YDS	AVG	ID	ATT	YDS	AVG	ID
2007	SJ	8	37	872	23.6	2	1	10	10.0	0
2008	SJ	5	29	616	21.2	0	1	5	5.0	0
2011	SJ	3	9	166	18.4	0	0	0	0.0	0
TOTALS		15	75	1,654	22.1	2	2	15	7.5	0

GEORGE'S CAREER HIGHS

Tackles: 3.0 (Two Times) Last: at CHI (3/25/11)
Solo: 3 at CHI (3/25/11)
Assists: 2 (Three Times) Last: vs. ARI (6/16/07)

Interceptions: 1 vs. LOS (4/21/07)
Passes Defended: 1 (Three Times) last vs. ARI (6/16/07)
Fumble Recoveries: 1 vs. LVS (5/12/07)

GEORGE'S CAREER AFL POSTSEASON STATISTICS

YEAR	TEAM	GP	KICKOFF RETURNS				MFG RETURNS			
			NO	YDS	AVG	ID	ATT	YDS	AVG	ID
2007	SJ	1	3	104	34.7	1	1	10	10.0	0
TOTALS		1	3	104	34.7	1	1	10	10.0	0



SAMORA GOODSON 88

SA-MAR-AH
WIDE RECEIVER/DEFENSIVE BACK

6-3, 205
SOUTHEAST MISSOURI
1ST YEAR, 1ST WITH SJ

10/7/84 | HAYWARD, CA
HAYWARD HS, HAYWARD, CA
ACQUIRED: FA '11 '10

Samora Goodson rejoins the SaberCats after originally signing with San Jose prior to the 2008 season, where he spent a majority of the year on the practice squad before being elevated to the active roster during the postseason. He adds size and speed to San Jose's receiving corps.

talent. "He has a lot of Brazilian music, blues, jazz, and soul music. He's a real artsy kind of dude, too cool for his own good." While music has taken a backseat to football for now, Samora would love to pursue music further in the future.



SABERTOOTH

- Standing at 6'3" today, Samora was 5'4" in high school and starting in sports when he experienced a sudden growth spurt that changed his body so much that it took away from his athletic prowess. "I think I lost some confidence and I switched sports from basketball to football my senior year." Samora didn't love football until he went to Citrus College where he accepted a personal challenge to improve and began studying the techniques of NFL receivers. Once Samora began to refine his technique and develop as a football player, he was named All-Conference and All-State in football.
- Samora was raised on an unusual diet growing up, eating a lot of traditional Jamaican food. "We grew up eating goat, ox tail, and Jamaican gingerbread." The exposure to unique flavors from a young age has made him adventurous in his eating habits including one dish that most Americans have never sampled. "I really enjoy chicken feet now, they're delicious."
- Coming from an athletic family, Samora credits his family's track and field background for his ability to separate from defensive backs and his aunt and cousin both competed in the Olympic Games for Jamaica and the U.S. respectively. He ran hurdles for a while but eventually lost his nerve for it. "I got way too scared running hurdles and ended up running into a few of them." Samora was so fast in grade school that he set the school record in fourth grade by running the 400M in 58 seconds. "My friends called me Sonic because I was so fast."
- Samora plays the piano to relax and writes his own music. He credits his father's love of music as a large influence on his piano playing and the development of his musical

2011 (San Jose)

- Totaled two receptions for 40 yards vs. SPO (3/11).
- Earned Offensive Player of the Game honors and had career highs with eight receptions for 144 yards vs. Kansas City (3/18).
- Had a career-high ten receptions for 131 yards and two touchdowns vs. Iowa (4/1).
- Set career-high in catches (11) and receiving touchdowns (four) while accumulating 113 receiving yards earning Playmaker of the Week honors vs. Utah (4/8).

2008 (San Jose)

- Spent most of the 2008 season on the SaberCats' practice squad before being elevated to the active roster during the 2008 season.

OTHER PRO EXPERIENCE:

- Played for the San Jose Wolves of the Arena Indoor Football Association in 2010.

COLLEGE:

- Started two seasons at Southeast Missouri where he tallied 37 receptions for 439 yards and four touchdowns after transferring from Citrus Community College where he earned All-Western State Conference and all-state honors.

PERSONAL:

- Enjoys watching Darrelle Revis of the New York Jets.
- Mother, Donna is a professional chef.
- Father, Warren is an artist.
- Has two sisters, Temani and Saran.
- Born and raised in Hayward, CA.

GOODSON'S CAREER AFL STATISTICS

YEAR	TEAM	GP	RECEIVING					RUSHING			
			NO	YDS	AVG	TD	ATT	YDS	AVG	TD	
2011	SJ	5	35	469	13.4	9	0	0	0.0	0	
TOTALS		5	35	469	13.4	9	0	0	0.0	0	

GOODSON'S CAREER HIGHS

Receptions: 11 vs. UTA (4/8/11)
Receiving Yards: 144 vs. KC (3/18/11)

Receiving Long: 30 vs. SPO (3/11/11)
Receiving Touchdowns: 4 vs. UTA (4/8/11)



MARK GRIEB

QUARTERBACK

16

6-2, 200 UC-DAVIS 5/24/74 | TORRANCE, CA
 12TH YEAR, 11TH WITH SJ OAK GROVE HS. SAN JOSE, CA
 ACQUIRED: FA '10



12th season in the AFL and 11th with the SaberCats. A legend in league circles, he ranks among the all-time leaders in franchise and AFL history. With an accurate arm and an advanced offensive mind, Grieb will look to lead the SaberCats back to prominence in 2011.



SABERTOOTH

• During his two-year hiatus from the league, Mark earned his teaching credential and taught biology at Arnold O. Beckman High School in Southern California. The three-time champion admits that a classroom full of students was no easy task, despite his background on the big stage. "It was a real eye opener as far as how to teach, how to work with a group of people, that many people at one time because you essentially have 35 kids that are all at somewhat different levels and you are trying to teach a unit and yet make it apply to each one of them." Mark also served as offensive coordinator for the high school team and sees himself getting involved in coaching at the collegiate level or above when his career is over. His background in teaching and coaching will be a huge asset in helping the team in 2011. "I think teaching has made a huge difference as far as understanding what people's motivations are, understanding what my role is."

- One of the most cerebral quarterbacks in AFL history, Mark admires the talents of some of the smartest quarterbacks in the NFL including Peyton Manning, Joe Montana and Kurt Warner. A 12-year veteran of Arena Football, Mark once squared off against QB Kurt Warner as a member of the Anaheim Piranhas in 1997. The game was played in Iowa against Warner and the Barnstormers and Grieb had a victory within reach before Warner took over at the end of the game. "We had him on the ropes for three quarters and then the wheels on the bus came off."
- In getting prepared for the 2011 season, Mark spent time doing cardiovascular workouts up a hill in Road City. This particular hill is popular here in the Bay Area because WR Jerry Rice would run full sprint up the hill during his time with the 49ers to get in shape for his NFL career. Being away from the league for two years, Mark struggled at first, but found himself in great shape when it was all said and done. "The first day, it took me near a half an hour. I had to stop in the middle because I was wheezing. The second time I think it was 18 minutes and eventually I got it down to 13:20."
- Started in his 100th consecutive start, throwing for 391 yards and nine touchdown passes including a career-long 47-yard pass to WR Burl Toler vs. IOW (4/11).

2011

- Earned Offensive Player of the Game honors, completing 21-of-25 passes (84.0%) for 222 yards and six touchdowns and a passer rating of 143.2.
- Surpassed 3,000 completions for his career, throwing for 340 yards and four touchdowns along with a rushing touchdown in Week 2 victory over Kansas City (3/18).
- Started in his 100th consecutive start, throwing for 391 yards and nine touchdown passes including a career-long 47-yard pass to WR Burl Toler vs. IOW (4/11).
- Named Offensive Player of the Week after completing all 16 pass attempts in the first half and finishing with 279 and six touchdowns vs. UTA (4/8).

2008

- Started all 16 games for the sixth straight season, throwing for 4,613 yards and an AFL-leading 100 touchdowns, becoming the second player in league history to throw for over 100 in consecutive seasons.
- Became the sixth quarterback in AFL history to throw for over 35,000 yards and moved into fifth place all-time with 36,846.
- Threw for over 4,000 yards (4,613) for an AFL record fifth consecutive season.
- Tied an AFL record after throwing for more than 70 touchdowns for a seventh consecutive season.
- Placed second in the AFL with a team record 415 completions and record-tying 606 attempts
- Started every game since 2003, a string of 96 regular season contests and 107 overall.
- Offensive Player of the Game tossing six touchdown passes on 22-of-36 for 228 yards with no interceptions at Grand Rapids (3/10).
- Threw for 355 yards, the 10th highest game total in team history and his 38th career 300-yard game, on 34-of-45 passing with 6 TDs and 0 INTs while also scoring vs. Dallas (3/22)
- Established team records and career-highs with 38 completions, tied for second most in AFL history, and 55 attempts for 330 yards, his 39th career 300-yard game, and six touchdowns at New Orleans (4/5).
- Passed the 35,000 level (35,075) in career pass yards throwing for 231 and five touchdowns on 20-of-39 passing at Orlando (5/3).
- Totaled 289 yards, moving past John Kaleo (35,244) into fifth place in career AFL yards with 35,366, on 28-of-35 passing with eight touchdowns and no interceptions for Offensive Player of the Game at Arizona (5/9).
- Tossed eight touchdown passes, reaching 70 for a seventh straight season, on 23-of-30 passing for 271 yards, earning Offensive Player of the Game, vs Colorado (5/24).
- Played in his 150th career regular season game, throwing nine touchdown passes for the sixth time in his career, surpassing the 700 career plateau (706) on 26-of-38 passing for 274 yards earning Offensive Player of the Game for a fifth straight game vs. Tampa Bay (6/14).
- Threw nine touchdown passes in a game for the seventh time in his career and reached 100 for the second straight season completing 27 passes, to move past John Kaleo (2,939) into fifth place all-time with 2,956, for 354 yards, his 41st career 300-yard game, earning Offensive Player honors vs. Georgia (6/21).

2007

- Started all 16 games for a fifth straight season, setting team game records for most completions (37), attempts (54 twice), yards (445) and touchdowns (10).
- Became the second player in AFL history to throw for 70 or more touchdowns in six straight seasons and the fifth player to throw 100 touchdown passes in a season.
- Threw for 4,608 yards, setting an AFL record with his fourth consecutive 4,000-yard passing season.
- Placed second in the AFL with a team record 399 completions.
- Became the fifth quarterback in AFL history with 600 TD passes (615) and sixth to surpass the 30,000 mark in career passing yards.
- Threw the 500th touchdown pass of his San Jose career, leading team to its first opening day win since 2004 at Los Angeles (3/4).
- Completed a team record and career-high 37 passes on a team-record 54 attempts for 346 yards at Chicago (3/9).
- Threw for a team-record and career-high 445 yards, mark-

PLAYERS

ing the 10th highest single-game total in AFL history at New Orleans (4/13).

- Eclipsed the 30,000 mark in career pass yards, throwing for 250 vs. Utah (4/28).
- Accounted for all eight of team's touchdowns (seven passing, one rushing) at Arizona (5/5).
- Tossed nine touchdown passes to surpass John Kaleo for fifth on AFL's career list vs. Grand Rapids (5/19).
- Set a team record and career-high 10 touchdown passes, including the 600th of his career at Utah (6/9)
- Connected on his 100th touchdown pass of the season at Las Vegas (6/25).

2007 (Postseason)

- Started all three games, completing 75.7 percent of his passes (81-of-107) with 19 touchdowns.
- Moved into second place with 90 career playoff touchdowns passes.
- Tied an AFL postseason record with nine touchdown passes and had his sixth career 300-yard playoff game versus Colorado (7/7). Completed an ArenaBowl record 82.7 percent of his passes (24-of-29) with four touchdowns for Offensive and Game MVP honors vs. Columbus (7/29).

2006

- Broke his own 2005 league record (4,796) for passing yards in a season with 4,841.
- Threw the 500th touchdown of his career and set a team season record for pass attempts (606).
- Set a team record and led the AFL with eight, 300-yard passing games while placing in the top five in seven quarterback categories.
- Played in his 100th regular season game with San Jose tossing his 450th career touchdown at Chicago (2/26).
- Named offensive Player of the Game after throwing for 295 yards with eight touchdowns at Utah (3/4).
- Surpassed the 25,000 level in career pass yards with 337 on 30 completions vs. Georgia (3/17).
- Tossed a season-high nine touchdowns passes vs. Arizona (4/2).
- Threw for 388 yards setting a team season record with his sixth 300-yard game and 28th career vs. Las Vegas (4/14).
- Connected on his 500th career touchdown pass vs. Austin (4/22).
- Moved passed Todd Hammel into sixth place in AFL career passing yards vs. Colorado (5/6).
- Threw for 302 yards to set a new AFL record for most in a season with 4,841 vs. Columbus (5/13).

2006 (Postseason)

- Started both games, completing 52-of-70 attempts for 634 yards with 13 touchdowns while rushing for two scores.
- Threw for 320 yards, his fourth career 400-yard playoff game, with eight touchdowns and scored his third career playoff rushing touchdown vs. Arizona (5/27).
- Totaled 314 yards, his 5th career 300-yard playoff game and scored his fourth career playoff rushing touchdown vs. Chicago (6/3).

2005

- Set an AFL season record for passing yards with 4,796, breaking Jim Kubiak's 2003 record of 4,762, starting in all 16 games for the third season in a row.
- Led the AFL in total offense (4,816), pass yards/game (299.8), completion percentage (68.5), passer rating (122.0), yards (4,796) and yards/attempt (8.8).
- Completed 374-of-546 attempts with five 300-yard playoff games and 84 touchdowns.
- Reached the 2,000 mark for passing attempts vs. Las Vegas (2/5).
- Completed the 1,500th pass of his San Jose career at Orlando (3/6).
- Became the eighth player in AFL history with 20,000 career passing yards vs. Grand Rapids (3/18). Also became the eighth player in AFL history to throw 400 career touchdown passes vs. Dallas (4/15).
- Named Offensive Player of the Game after notching a perfect passer rating of 158.3 after completing all 15 of his attempts, eclipsing the previous AFL mark of 11-of-11 set by Carolina's Carlos Garay in 2000, for 331 yards and eight touchdowns in three quarters at Colorado (4/22).
- Tied Todd Hammel for sixth on AFL's career touchdown pass list and completed his first eight passes to run his streak



QUARTERBACK RATING

QUARTERBACK	YEARS	RATING
Mark Grieb	1997, 99-2008, 2011	123.2
Raymond Phillyaw	2000-2008, 2010	118.7
Clint Dolezel	1995-99, 2001-07	118.0
Aaron Garcia	1995-08, 2010-11	117.2
Sherdrick Bonner	1993-2008	115.8

MINIMUM 100 GAMES

COMPLETION PERCENTAGE

QUARTERBACK	YEARS	PCT.
Mark Grieb	1997, 99-2008, 2011	67.2
Clint Dolezel	1995-99, 2001-07	65.9
Aaron Garcia	1995-08, 2010-11	64.1
John Dutton	2000-08, 2010-11	63.2
Andy Kelly	1993-2007	62.4

MINIMUM 100 GAMES

PASS COMPLETIONS

QUARTERBACK	YEARS	COMP.
Andy Kelly	1993-2007	3,885
Clint Dolezel	1995-99, 2001-07	3,751
Aaron Garcia	1995-08, 2010-11	3,710
Sherdrick Bonner	1993-2008	3,361
Mark Grieb	1997, 99-2008, 2011	3,090

TOUCHDOWNS

QUARTERBACK	YEARS	TDS
Aaron Garcia	1995-08, 2010-11	988
Clint Dolezel	1995-99, 2001-07	931
Sherdrick Bonner	1993-2008	855
Andy Kelly	1993-2007	809
Mark Grieb	1997, 99-2008, 2011	744



of consecutive completions to 28 vs. Nashville (4/29).

2005 (Postseason)

- Completed 34 passes, the second-highest playoff total in AFL history, for 392 yards, the fourth-most in a league playoff game on 55 attempts in a loss at Colorado (5/29).

2004

- Named to the All-Arena second team after completing 335-of-459 passes for 4,111 yards and 75 touchdowns with just seven interceptions, starting in all 16 games for the second straight season.
- Set an AFL record with a completion percentage of 73.0%.
- Established a new league mark with a 133.5 passer rating.
- Selected as Offensive Player of the Month twice (February and April) and Offensive Player of the Week twice (Week 6 and 13).
- Became the 12th quarterback in league history with 300 career touchdown passes.
- Reached 15,000 passing yards after throwing for 292 yards and six touchdowns, completing 18-of-22 passes for a perfect passer rating of 158.3. Followed up his perfect performance with another one the following game, throwing for 228 yards and three touchdowns vs. Las Vegas (3/20).
- Became the 12th player in AFL history with 300 career touchdowns passes vs. Los Angeles (3/26).

2004 (Postseason)

- Completed 76-of-108 attempts for 824 yards and 17 touchdowns without an interception.
- Named Offensive MVP of ArenaBowl XVIII after a title game record eight touchdown passes at Arizona (6/27).

2003

- Completed 310-of-476 for 3,966 yards and 72 touchdowns, starting in all 16 games.
- Threw for 160 yards to pass Kurt Warner for 15th place on the all-time passing yardage list at Georgia (2/16).
- Completed the 1,000th pass of his career at Tampa Bay (5/11).
- Set season-highs of 30 completions on 43 attempts for 339 yards with six touchdowns vs. Los Angeles (5/17).

2003 (Postseason)

- Connected on 18-of-23 passes for 318 yards and four touchdowns vs. Georgia (5/31).
- Threw for seven touchdowns and 254 yards in semifinal loss to Arizona (6/8).

2002

- AFL's Offensive Player of the Year after completing 64.7 percent of his pass attempts for 3,346 yards and 70 touchdowns with just five interceptions in 13 games.

- Tabbed co-offensive Player of the Month for May by completing 76-of-112 passes for 948 yards and 23 touchdowns.
- Led the AFL in passer rating for the second time in three seasons with a 126.4.
- Placed third in completion percentage, fourth in touchdowns passes, sixth in passing yards and total offense (3,359) and ninth in pass completions.
- Missed the final regular season game after sustaining a fractured clavicle at Arizona (7/12).
- Threw for his 150th career touchdown pass and became team's career leader in pass attempts vs. Georgia (5/4).
- Had his string of 19 consecutive regular season starts with a completion percentage of at least 60 broken at Orlando (5/17).
- Threw his first interception in 268 attempts and two in a game for just the second time in his San Jose career, still throwing for 211 yards to reach 8,000 for his career vs. Dallas (5/25).
- Attempted the 1,000th pass of his career at Los Angeles (6/8).
- Tied a season-high with seven touchdown passes vs. Chicago (6/15).
- Tossed the 200th touchdown pass of his career after throwing for 254 yards and six touchdowns at Arizona (7/12).

2001

- Completed 68.6 percent of his passes (157-of-229) for 2,331 yards and 47 touchdowns with just four interceptions in eight games (six starts).
- Led the league with a 133.9 passer rating.
- Became the team's leader in passing yards and touchdowns.
- Twice threw for over 400 yards in a game becoming the third player in league history with multiple 400-yard passing games, after totaling 418 yards in an overtime win vs. Florida (6/30).
- Threw a season-high nine touchdowns at Arizona (7/6).
- Connected on 17-of-22 passes for 294 yards and eight touchdowns for a passer rating of 158.2 in just three quarters vs. Houston (7/21).

2001 (Postseason)

- Started both games throwing for 571 yards and 14 touchdowns with no interceptions.
- Tossed eight touchdown passes and 280 yards vs. Arizona (8/4).
- Tallied six touchdown passes and 291 yards in a semifinal loss at hashville (8/11).

2000

- Totalled 2,258 passing yards and 47 touchdowns for a 70.7 completion percentage (167-of-233) over the final nine games of the season.



COMPLETION PCT. (POSTSEASON)

QUARTERBACK	YEARS	PCT.
Mark Grieb	1997, 99-2008	68.0
Sherdrick Bonner	1993-2008	61.2
Jay Gruden	1991-96, 2002-03	58.8
Andy Kelly	1993-2007	58.7

MINIMUM 15 GAMES

QB RATING (POSTSEASON)

QUARTERBACK	YEARS	RTG
Mark Grieb	1997, 99-2008	123.9
Andy Kelly	1993-2007	112.0
Sherdrick Bonner	1993-2008	110.6
Jay Gruden	1991-96, 2002-03	96.9

MINIMUM 15 GAMES

PASSING YARDS (POSTSEASON)

QUARTERBACK	YEARS	YARDS
Sherdrick Bonner	1993-2008	6,761
Mark Grieb	1997, 99-2008	5,037
Jay Gruden	1991-96, 2002-03	4,778
John Dutton	2000-08, 2010	4,057
Aaron Garcia	1995-08, 2010	4,023

MINIMUM 100 GAMES

PASSING TDs (POSTSEASON)

QUARTERBACK	YEARS	TDs
Sherdrick Bonner	1993-2008	127
Mark Grieb	1997, 99-2008	112
Andy Kelly	1993-2007	81
Jay Gruden	1991-96, 2002-03	77
John Dutton	2000-08, 2010	67

MINIMUM 100 GAMES



- Played in all 14 games (13 starts), throwing for 62 touchdowns and just three interceptions. Did not throw an interception over his final 122 regular season attempts.
- Registered a passer rating of 125.0 or higher in 11 of 14 games, including the last nine.
- Named game's MVP five times during the season, including three consecutive games at Buffalo, (5/19), vs. Los Angeles (5/27), at Arizona (6/1)

2000 (Postseason)

- Started the first postseason games of his career, leading San Jose to its first ever playoff win in his first career post-season start throwing for 226 yards and five touchdowns with a rushing score vs. Oklahoma (8/4).
- Completed just 18-of-37 passes for 160 yards and two interceptions in a semifinal playoff loss to Nashville (8/12).

1999

- Played in 12 games making one start, after being acquired in a trade with Buffalo.
- Completed 17-of-45 attempts for 135 yards and a pair of touchdowns on the year.
- Saw action as the team's quarterback in four games.
- Played his first game as a SaberCat tossing a 17-yard touchdown pass in his only series.
- Hit 15-of-41 attempts for 124 yards and two touchdowns, including the game-winner with 18 seconds remaining, and rushed for nine yards leading San Jose to its second-ever win over Arizona, 54-50, in his only start of the year (5/15).

1997 (Anaheim)

- Played in eight games with the Anaheim Piranhas and three for 1,003 yards and 20 touchdowns.
- Completed 55.7 percent of his passes (88pof-158) on the year.
- Placed ninth in teh AFL with a passer rating of 104.0.

- Set team single-game records for passing yards (361) and touchdowns (eight), and completed 25-of-34 passes vs. Nashville (6/14).

OTHER PRO EXPERIENCE:

- Signed by the Las Vegas Outlaws (XFL) on 2/18/01 and played four games making two starts.
- Completed 37-of-78 passes for 408 yards and three touchdowns.
- Played the 1998 season with the Scottish Claymores of NFL Europe and made two starts completing 38-of-72 passes for 499 yards and three touchdowns.
- Earned game MVP honors in his first starts by hitting 15-of-25 passes for 231 yards and two touchdowns in a win over Barcelona.

COLLEGE:

- Played three year at UC-Davis ending his career ranked in the top 10 in six different offensive categories.
- A Harlon Hill Award (Div. II MVP) finalist his senior year after throwing for a school record 3,320 yards and 25 touchdowns.
- A first-team CoSIDA all-region pick and a Football Gazette honorable mention All-America.
- Only 26th football player to earn NCAA Postgraduate Scholarship.

PERSONAL:

- A three sport star at San Jose's Oak Grove High School, also playing basketball and baseball.
- Majored in biochemistry at UC-Davis and earned a Master's degree in Education from Stanford and served as a graduate assistant football coach.
- Has identical twin daughters, Ava and Madeline, with hsi wife Erin.

GRIEB'S CAREER AFL STATISTICS

YEAR	TEAM	GP	GS	PASSING							RUSHING			
				ATT	CMP	PCT	YDS	TD	INT	LG	Rtg	RSH	YDS	TD
1997	ANA	8	4	158	88	55.7	1,003	20	4	45	104.0	6	15	2
1999	SJ	12	1	45	17	37.8	135	2	0	17	60.9	3	14	0
2000	SJ	14	13	336	216	64.3	3,095	62	3	47	129.9	12	40	2
2001	SJ	8	6	229	157	68.6	2,331	47	4	45	133.9	6	24	0
2002	SJ	13	13	385	249	64.7	3,346	70	5	47	126.4	5	13	0
2003	SJ	16	16	476	310	65.1	3,966	72	16	47	114.9	8	-4	0
2004	SJ	16	16	459	335	73.0	4,111	75	7	45	133.5	9	2	1
2005	SJ	16	16	546	374	68.5	4,796	84	16	45	122.0	9	20	1
2006	SJ	16	16	606	396	65.3	4,841	83	11	46	116.5	13	3	0
2007	SJ	16	16	562	399	71.0	4,608	100	13	47	125.4	7	27	2
2008	SJ	16	16	606	415	68.5	4,613	100	18	41	118.1	15	43	1
2011	SJ	4	4	157	109	69.4	1,232	22	4	38	121.6	2	6	1
TOTALS		154	136	4,565	3,065	67.2	38,077	737	101	47	123.1	95	203	10

GRIEB'S CAREER POSTSEASON AFL STATISTICS

YEAR	TEAM	GP	GS	PASSING							RUSHING			
				ATT	CMP	PCT	YDS	TD	INT	LG	Rtg	RSH	YDS	TD
2000	SJ	2	2	63	36	57.1	388	9	2	NA	97.9	3	11	1
2001	SJ	2	2	68	44	64.7	571	14	0	NA	130.6	1	1	0
2003	SJ	2	2	62	37	59.7	572	11	2	NA	116.4	0	0	0
2004	SJ	2	2	108	76	70.4	819	17	0	NA	131.7	3	3	1
2005	SJ	1	1	55	34	61.8	392	6	1	NA	103.0	0	0	0
2006	SJ	2	2	70	52	74.3	634	13	1	NA	135.4	2	15	2
2007	SJ	3	3	107	81	75.7	824	19	1	NA	132.9	3	10	0
2008	SJ	3	3	108	76	70.4	837	23	4	NA	117.2	2	0	0
TOTALS		15	15	641	436	68.0	5037	112	11	NA	123.9	14	40	4

GRIEB'S CAREER HIGHS**Passes Attempted:** 55 at NO (4/5/08)**Completions:** 38 at NO (4/5/08)**Completion Percentage:** 100.0 (15/15), at COL (4/22/05)**Passing Yards:** 445 at NO (4/13/07)**Touchdowns:** 10 at UTA (6/9/07)**Rating:** 158.3 (Two Times), Last at COL (4/22/05)**GRIEB'S 400/300-YARD PASSING GAMES**

400-YARD PASSING GAMES (3): 445, at NO (4/13/07); 430, vs. NSH (6/16/01); 418, vs. FLA (6/30/01). 300-YARD PASSING GAMES (38): 399, at LA (2/20/05); 393, vs. LA (3/12/06); 388, vs. LVS (4/14/06); 368, at CHI (4/10/05); 361, vs. NSH (6/14/97); 355, vs. DAL (3/22); 353 at CHI (3/13/08); 352, vs. COL (4/6/07); 352, at NO (2/13/05); 351, at TB (4/4/04); 346, at CHI (3/9/07); 346, vs. NE (6/9/00); 346, at LA (7/8/00); 339, vs. LA (5/17/03); 338, at BUF (6/1/02); 337, vs. GEO (3/17/06); 330 at NO (4/5/07); 334, at TB (4/27/02); 334, at ARI (7/6/01); 332, at LVS (2/6/06); 331, vs. NSH (4/29/05); 331, at COL (4/22/05); 331, at OK (6/24/01); 329, vs. LA (4/21/07); 329, at DAL (4/6/03); 327, at NY (3/7/04); 320, vs. IND (4/19/03); 319, at DAL (4/10/04); 316, at ARI (5/5/07); 314, at GRR (2/19/06); 312 at UTA (4/18); 354 vs. GEO (6/21); 311, vs. GRR (5/19/07); 311, vs. AUS (4/22/06); 310, vs. ARI 94/20/02); 305, at DAL (6/29/02); 302, vs. CLS (5/13/06).



ATLAS HERRION

OFFENSIVE/DEFENSIVE LINEMAN

75

6-4, 310
ALABAMA
3RD YEAR, 1ST WITH SJ

12/3/80 | DAPHNE, AL
DAPHNE HS, DAPHNE, AL
ACQUIRED: FA'11 '10

A veteran of the AFL, Atlas Herrion has proven to be a quality offensive lineman during his time in the league. After spending two seasons with the Rattlers, he will look to bring his knowledge and skill to the SaberCats for his first season with the team.

12/3/80 | DAPHNE, AL

- Started on offensive line helping the 'Cats to a 60-57 win over Kansas City in Week 2 (3/18).
- Continued a streak of 82 plays without a sack against Kansas City (3/18).

2010 (Arizona)

- Played in six games for the Rattlers on both the offensive and defensive line, helping them to the postseason.
- Registered two tackles while catching one pass for 12 yards.

2008 (Arizona)

- Played in 14 games, registering 1.5 tackles on defense while playing on the offensive line.
- Caught three passes for 23 yards resulting in two first downs.
- Acquired by Arizona from the Philadelphia Soul in a 2007 offseason trade.

OTHER PRO EXPERIENCE:

- Served stints with the Green Bay Packers (2004), Cleveland Browns (2005), Amsterdam Admirals of NFL Europe (2006) and the Houston Texans (2007).

COLLEGE:

- Herrion played in 13 games (six starts) in two seasons at Alabama after transferring from Dodge City Community College. A two-time JUCO All-American, Herrion also earned first-team All-Jayhawk Conference honors playing on both offense and defense.

PERSONAL:

- He is currently married to Syreeta and has an 11 year old son, Justin.
- As a senior at Daphne, Herrion was a Class 6A All-State selection and was considered one of the state's top offensive linemen. Atlas chose to go to Alabama over Florida, Florida State, Auburn, Mississippi State, Louisiana State, and Ole Miss.
- Favorite athlete growing up was two-sport star Bo Jackson.
- Enjoys movies and playing basketball in his free time and his favorite basketball team is the Chicago Bulls

SABERTOOTH

- Atlas graduated from the University of Alabama with a degree in Financial Planning and is currently working on a Master's degree in education. After his playing career Atlas would like to continue working with charitable organizations and with children to help them with their lives. "Any time you get a younger person who really appreciates what you're doing for them, there's no better joy than that." In addition, Atlas would like to teach and coach football at the high school level.
- Atlas grew up as the baby boy of six kids. His mother was a teacher and a volleyball coach for 31 years and his father was a truck driver for 33 years. "My mom kept us in sports to keep us busy and keep us out of the street when we were younger and it paid off." His family is very athletic and many of his siblings played sports in high school and college.
- Atlas works at The Athlete Factory in Alabama and trained with Mixed Martial Arts fighters in the off-season. "I had to dabble in it and did their workouts when they were flipping tires and using some strongman techniques working with barrels and other heavy stuff." Atlas also did some wrestling and trained with fighters Jimmy "Combread" Mills, Rich Clementi, Kyle Bradley, and Alan Belcher. He describes it as a totally different workout than what he is used to and it had him in some of the best shape of his life.
- When Atlas was growing up he worked as a potato sorter at a potato shed. He got the job because his dad drove a truck for them and his older siblings were working there. At ten years old Atlas was driving around the potato sheds and having a lot of fun. In ninth grade Atlas was a busboy at the Marriott Grand Hotel and was able to meet a lot of college coaches who had come to town for the Senior Bowl.
- Atlas is named after his maternal grandfather and has a tattoo of Atlas the Greek God holding the weight of the world on his shoulders, on his arm.

2011 (San Jose)

- Started on the offensive line, helping the offense to a 76-48

HERRION'S CAREER AFL STATISTICS

YEAR	TEAM	GP	TACKLES						INTERCEPTIONS				FUMBLES	
			TOI	SOL	AST	SACKS	YDS	INT	YDS	TD	PD	FF	FR	
2008	ARI	14	1.0	1	0	0.0	0.0	0	0	0	0	0	0	0
2010	ARI	6	2.0	2	0	0.0	0.0	0	0	0	0	0	0	0
2011	SJ	4	1.0	1	0	0.0	0.0	0	0	0	0	0	0	0
TOTALS		23	4.0	4	0	0.0	0.0	0	0	0	0	0	0	0

YEAR	TEAM	GP	RECEIVING				RUSHING			
			NO	YDS	AVG	TD	ATT	YDS	AVG	TD
2008	ARI	14	3	23	17.7	0	0	0	0.0	0
2010	ARI	6	1	12	12.0	0	0	0	0.0	0
2011	SJ	4	0	0	0.0	0	0	0	0.0	0
TOTALS		23	4	35	8.8	0	0	0	0.0	0

HERRION'S CAREER HIGHS

Tackles: 2.0 vs. BSV (6/19/10)

Solo 2 vs. BSV (6/19/10)



RAY HISATAKE

OFFENSIVE LINEMAN

55

6-3, 325
HAWAII
1ST YEAR, 1ST WITH SJ

9/18/86 | DALY CITY, CA
WESTMOOR HS, DALY CITY, CA
ACQUIRED: FA '10

An athletic player on the offensive line, Ray Hisatake joins the SaberCats for his rookie season in the AFL. Relatively new to football, Ray played alongside teammate OL Aaron Kia at Hawaii and will look to bring his rare blend of size and versatility to San Jose.

SABERTOOTH

- Growing up, Ray's mother, Tauava, wouldn't let him get a job because she wanted him to work on his studies. "My mom never let me get a job while I was growing up because she wanted me to focus on school work." So now that he's out of school, during the offseason Ray got his first job ever working at Costco in Foster City. He ended up working there as a stocker for two months last winter, his last day being Christmas Eve. "They took advantage of my size and strength and had me stocking the largest and heaviest isles."
- The most influential person in his life is father, Wesley Hisatake. The former Vietnam veteran was the first to graduate college in his family and pushed Ray to become the first to do the same from his siblings. Other influential people in his life include longtime head football coach at the College of San Mateo, Larry Owens. As well as defensive line coach, Dave Heck. When Ray first got to the College of San Mateo he didn't even know how to put pads on and Coach Heck helped him with all aspects of learning football.
- Ray loves going fishing. When he was younger he usually went to Candlestick and Pacifica with his dad. He enjoys the sport of fishing and his other interests include playing Guitar Hero. "I love playing Guitar Hero! But I don't re-

ally like other games because I'm usually not to good at them."

- While Ray went to the University of Hawaii at Manoa, interestingly he never really went to the beach. "Just being in Hawaii was enough for me." He did however, go to Waimea Bay on the North Shore of Oahu to "Jump off the rock," which was an exhilarating experience for him.

OTHER PRO EXPERIENCE:

- Originally signed as an undrafted free agent by the Carolina Panthers out of Hawaii, Hisatake spent the 2010 off-season with the team.

COLLEGE:

- Played two seasons at Hawaii following two years at the College of San Mateo. Hisatake made the switch to guard with the Warriors after playing defensive tackle at San Mateo. In his senior year, Hisatake started in 13 games at left guard after playing five games as a reserve offensive lineman as a junior, primarily at right guard.
- At the College of San Mateo, he was named a second-team All-NorCal Conference selection as a sophomore.

PERSONAL:

- Attended Westmoor (CA) High School in Daly City, CA.
- Nickname is Mei Mei which he received from his grandmother.
- Enjoys watching Polynesian players in the NFL like, Samson Satele of the Oakland Raiders, Albert Toeaina previously with the Tennessee Titans and John Estes with the Jacksonville Jaguars.



ADAM HUEBNER

DEFENSIVE LINEMAN

93

6-4, 300
PURDUE
2ND YEAR, 1ST WITH SJ

6/20/83 | MUNSTER, IN
LAKE CENTRAL HS, ST. JOHN, IN
ACQUIRED: FA '10

A tall, physical presence at the nose on the defensive line, Adam Huebner enters his second season in the AFL and first with San Jose. In his rookie season with the Tulsa Talons, Huebner played alongside fellow SaberCat and reigning Defensive Player of the Year Gabe Nyenhuis, where he was a part of the most fearsome lines in the AFL in 2010.

2011 (San Jose)

- Recorded first sack of the season vs. Iowa (4/1).
- Recorded second sack of the season vs. Utah (4/8).

2010 (Tulsa)

- Played in six games in his lone season for the Talons.
- Finished with 14 tackles, two sacks, three tackles for loss and two fumble recoveries.
- Part of a defensive effort that led the AFL in sacks with 36.0 on the season

COLLEGE:

- Prior to transferring to Purdue as a sophomore, Huebner played in 11 games as a redshirt freshman at Indiana State in 2003 where he had 23 tackles and two sacks.

PERSONAL:

HUEBNER'S CAREER AFL STATISTICS

YEAR	TEAM	GP	TOT	SOL	TACKLES			YDS	INTERCEPTIONS				FUMBLES	
					AST	SACKS	TACKLES		INT	YDS	ID	PD	FF	FR
2010	TUL	6	11.0	8	6	2.0	17.0	0	0	0	0	0	0	0
2011	SJ	5	5.5	5	1	2.0	12.0	0	0	0	1	0	0	0
TOTALS		11	16.5	13	7	2.0	12.0	0	0	0	1	0	0	0

- Attended Lake Central (IN) High School, where he recorded 78 tackles, including seven for loss and four sacks, with one interception as senior.

- Father, Dane works security for an oil company and mother is a kindergarten teacher.
- Considers Dyer, IN his hometown.

HUEBNER'S CAREER HIGHS
Tackles: 6.0 vs. SPO (6/18/10)

Solos: 4 at SPO (6/18/10)

Assists: 2 (Two Times), Last: at SPO (6/18/10)

Sacks: 1.0 (Four Times), Last: vs. UTA (4/8/11)

Tackles for Loss: 1.0 (Four Times), Last: vs. SPO (3/11/11)


GEORGE HYPOLITE

**HIP-PUH-LIGHT
DEFENSIVE LINEMAN**

98

**6-1, 300
COLORADO
1ST YEAR, 1ST WITH SJ**
**8/1/87 | LOS ANGELES, CA
LOYOLA HS, LOS ANGELES, CA
ACQUIRED: FATIN '10**

Entering his first season in the AFL, George Hypolite enjoyed an outstanding career at the University of Colorado before spending time with the Jacksonville Jaguars and Carolina Panthers. Alongside defensive linemen Gabe Nyenhuis and Adam Huebner, he is a part of one of the more formidable defensive lines in the league.

SABERTOOTH

- George has long aspired to be a lawyer and received some great advice about preparing for law school from Assistant Federal Prosecutor Mark Childs. Childs told him that he should choose a major that meant something to him because as long as he was academically successful and had high test scores, the specific major wouldn't matter. "I was drawn to Ethnic Studies (American Indian and African American studies) and got done with my Ethnic Studies work quickly. When I found out that I was only a semester away from completing a Women's Studies degree I completed it." After completing his degrees, George wrote an Honors Thesis during his senior year of college.
- The three most influential people in George's life are his mother, sister, and grandmother. He describes his mother as "unbreakable, like a rock. She's done amazing things with her life and her spirit has always had a huge effect on me." His sister Alexandra has also played a large role in his life and is "willing to give of herself to the people she loves so much that it's infectious." George's grandmother is not only his namesake, but very similar to him in many ways. "She has an amazing ability to see things how they really are, to work to fix the wrong and to work to keep the right moving in the right direction."
- George didn't play football until his junior year of high school, in part because of the success he had experienced playing baseball and basketball. "I had an epiphany one day. When you play a lot of sports and are athletically gifted you develop a fear of failure and stick with what you're good at. I was afraid at not being good at football." After one of his coach's shared with him his regret of never finding out if he could be successful at football, George decided to give it a shot and has felt at home on the football field from that point on.
- George has spent hundreds of hours volunteering with community groups beginning in high school including Good Shepherd Center (a shelter for homeless women and children), Project Angel Food making food for homebound AIDS and cancer patients, and Boulder Safe. In addition, George has completed a business plan for "Eth-

el's Heart and Mary's Love", an organization designed to assist in rebuilding community infrastructure in inner cities. Some components of the organization include a soup kitchen, a subsidized farmer's market, and building homes for low-income families to rent-to-own.

2011

- Notched first career sack for a seven yard loss at Chicago (3/25).
- Recorded second sack and first forced fumble of the season along with three tackles and was named Defensive Player of the Game vs. Utah (4/8).

OTHER PRO EXPERIENCE

- Originally signed as an undrafted free agent by the Jacksonville Jaguars in 2009, Hypolite spent time on the Carolina Panthers practice squad later that season.

COLLEGE:

- A four-year letterwinner and three-year starter at Colorado, Hypolite played in 41 games (32 starts) at defensive tackle for the Buffaloes. He totaled 149 tackles, 32 for loss, 12.5 sacks, one forced fumble, two fumble recoveries, one interception and five passes defensed.
- Hypolite was on the official watch lists for five major awards that honor defensive players, and advanced to the quarterfinalist stage for the Ronnie Lott Award (one of 20). He was also under consideration for the Lombardi Award (one of 54 preseason candidates); the Ronnie Lott Award (one of 42); the Chuck Bednarik Award (one of 75); Bronko Nagurski Award (one of 88); and the Outland Trophy (one of 70).

PERSONAL:

- Earned several team awards at Colorado, including the Dean Jacob Van Ek Award for academic excellence, the Robbie Robinson Award for community service, and Best Interview as selected by the school's beat media.
- Before a game against arch-rival Nebraska while at the University of Colorado, South Park creator and Colorado alumnus was announcing the starting lineup as Eric Cartman and announced Hypolite as "The Raped Goldfish."
- Enjoys woodworking and once made a birdcage to give as a gift.
- Mother, Mary Clark manages libraries at the University of Southern California and has a PhD in African Folk Literature.

HYPOLITE'S CAREER AFL STATISTICS

YEAR	TEAM	GP	TACKLES				INTERCEPTIONS				FUMBLES		
			TOI	SOL	AST	SACKS	YDS	INT	YDS	ID	PD	FF	FR
2011	SJ	5	6.0	5	2	2.0	16.0	0	0	0	0	1	0
TOTALS		5	6.0	5	2	2.0	16.0	0	0	0	0	1	0

HYPOLITE'S CAREER HIGHS
Tackles: 3.0 at CHI (3/25/11)

Solo: 3 at CHI (3/25/11)

Sacks: 2.0 vs. UTA (4/8/11)

Forced Fumbles: 1 vs. UTA (4/8/11)



ADAM JURATOVAC

JUR-AUTO-VAC
OFFENSIVE LINEMAN

6-3, 310
IDAHO
2ND YEAR, 1ST WITH SJ

4/10/87 | PALO ALTO, CA
GUNN HS, PALO ALTO, CA
ACQUIRED: TRADE IN '10

A native of Palo Alto, CA, Juratovac spent time with the Spokane Shock in 2010 before joining the SaberCats during the 2011 offseason where he will add depth along the offensive line.

OTHER PRO EXPERIENCE:

- Played for the Spokane Shock during the 2010 season.

COLLEGE:

- Prior to his time there, Juratovac played four seasons for Idaho, playing in 41 games (24 starts) at right guard for the Vandals.

PERSONAL:

- A graduate of Henry M. Gunn (CA) High School, he earned All-CIF Central Coast in his final two years and received Mercury News offensive linesman honorable mention his senior year.



AARON KIA

OFFENSIVE LINEMAN

77

6-4, 300
HAWAII
1ST YEAR, 1ST WITH SJ

7/1/86 | HONOLULU, HI
MILILANI HS, MILILANI, HI
ACQUIRED: FA'IN '10

Entering his rookie season in the AFL, Kia will add depth and athleticism on the offensive line along with college teammate Ray Hisatake.

2011 HIGHLIGHTS:

- Saw action on special teams on 2011 season opener vs. Spokane (3/11).

OTHER PRO EXPERIENCE:

- Signed as an undrafted free agent by the New York Jets in 2009.

COLLEGE:

- Played in 43 games, making 24 consecutive starts at left tackle his junior and senior seasons for Hawaii. Earned second-team All-Western Athletic Conference honors for the Warriors as a senior playing alongside fellow SaberCat Ray Hisatake.

PERSONAL:

- He was named a first-team all-state selection and team's most valuable offensive lineman as a senior at Mililani (HI) High School (HI). Kia guided the Trojans to the division championship as a junior and senior.

KIA'S CAREER AFL STATISTICS

GAMES PLAYED/STARTED: 2011 (5/0)



SHEMIAH LEGRANDE

SHEH-MY-AH LAH-GRAND
DEFENSIVE LINEMAN

90

6-1, 295
HOFFSTRA
1ST YEAR, 1ST WITH SJ

9/8/86 | PHILADELPHIA, PA
CURTIS HS, STATEN ISLAND, NY
ACQUIRED: FA'IN '10

A defensive tackle during his playing days, Shemiah LeGrande will look to be a force up the middle and provide a presence up the middle for the SaberCats this season.

SABERTOOTH

- Shemiah grew up in a strong household. His siblings were always very competitive playing sports and having a good time. His brother Dominick currently plays for Boston College and his sister Nayana is a basketball player. His father played football for Howard University and worked as a corrections officer in a prison while Shemiah was growing up and his mother worked as a nurse. "It was important to my parents that we did well in school and prepare to succeed later in life. My dad came home with stories about prison life and that helped keep me on the

right track."

- Shemiah developed his business sense early in life. He had a paper route between eighth and tenth grade. "It was like running my own little business delivering the papers, collecting the subscription money, and paying my bills. It helped me gain a business sense at a young age."
- Faith plays a big part in Shemiah's life. He reads the Bible on a regular basis which helps him focus, stay disciplined, and keep his priorities in order. His family has always gone to church which was good for the kids. His tattoos reflect his devotion to his family and his faith. "On my left forearm I have my last name and my mother and father's names. On my left bicep I have some praying hands and some scripture."

OTHER PRO EXPERIENCE:

- Spent time with the Hartford Colonials of the UFL (2010).

Bloomington Extreme (2010), Arizona Cardinals (2009) and the Detroit Lions (2008).

COLLEGE:

- A second-team All-Colonial selection in 2007 at Hofstra, LeGrande played in 44 games for the Pride, registering 150 tackles, 12 sacks and 18 tackles for loss.

PERSONAL:

- A native of Staten Island, NY, LeGrande attended Curtis (NY) High School.
- Recorded 69 tackles and eight sacks as a senior and was

named to All-New York City teams by the Staten Island Advance, the New York Daily News and Newsday. Posted 75 tackles and 18 sacks as a junior when the Warriors captured the city championship. Tallied 63 tackles and eight sacks as a sophomore and 59 tackles and 10 sacks as a freshman.

- Nickname is "Boog" after Anthony "Booger" McFarland (who played with Tampa Bay and Indianapolis in the NFL) that Shemiah bares a resemblance to.
- Graduated with a degree in Interdisciplinary Studies with minors in Marketing and Exercise Science.



MARK LEWIS
OFFENSIVE LINEMAN

73

6-3, 300 OREGON | 7/17/85 | PASADENA, CA | ARROYO GRANDE HS, ARROYO GRANDE, CA
1ST YEAR, 1ST WITH SJ | ACQUIRED: FA IN '10

A starter on the offensive line for Oregon, Mark Lewis spent time with the St. Louis Rams following

his collegiate career. An athletic lineman, Lewis will look to provide quality play for the SaberCats this year.

SABERTOOTH

- Mark has aspirations to enter law enforcement for his post football career. He plans to enter a police academy in California and become a sheriff and also plans on doing ride alongs with the San Jose Police Department and before he signed with the SaberCats, was set on attending the Allan Hancock academy in July.
- Outside of football, Mark enjoys fishing. He recently purchased a boat with four of his friends and they spend a lot of time out in the ocean fishing and relaxing. "There's nothing like fresh fish tacos," says Mark.
- While he was with the St Louis Rams they used MMA fighting as a training technique which is something that was really tough on the body says Mark. He's also trained on the beach, running sand dunes.
- When he was younger Mark and his friends would work at a local farm cutting down Christmas trees and getting them ready for people to take home. He actually spent this past summer doing the same with a group of guys he went to high school with.
- Some players that Mark enjoys watching in the NFL are Jake Long, Jeff Schwartz, Max Unger and Steve Hutchinson. He admires their ability and technique and often

watches and follows the careers of guys that he personally knows.

2011

- Started on the offensive line, helping the offense to a 76-48 victory, the highest point total in the AFL in Week 1.
- Started on offensive line helping the 'Cats to a 60-57 win over Kansas City (3/18).
- Continued a streak of 82 plays without a sack against Kansas City (3/18).
- Caught the first touchdown of his career on an 11-yard pass from QB Mark Grieb at Chicago (3/25).
- Caught second touchdown of the season vs. Iowa (4/1).

OTHER PRO EXPERIENCE:

- Spent time with the St. Louis Rams during the 2010 offseason.

COLLEGE:

- A two-year starter on the offensive line for the Oregon Ducks.
- Helped key Oregon's school-record rushing offense (second nationally) that churned out 280.1 running yards per game.

PERSONAL:

- Born Mark Gregory Lewis in Pasadena, Calif. Wife: Amber.
- Parents: Bruce and Kathy Lewis. Family: One sister.
- Majored in Sociology with business minor

LEWIS' CAREER AFL STATISTICS

GAMES PLAYED/STARTED: 2011 (5/5)



FRANCIS MAKA
DEFENSIVE LINEMAN

31

6-2, 250 HAWAII | 5/10/85 | SAN MATEO, CA | BELLARMINE PREP, SAN JOSE, CA
1ST YEAR, 1ST WITH SJ | ACQUIRED: FA IN '10

A quick, explosive pass rusher, Maka joins the SaberCats after spending time with the Spokane

Shock and Arkansas Diamonds of the of the Indoor Football League.

2011 HIGHLIGHTS:

- Earned Defensive Player of the Game honors after leading the team with two sacks vs. Kansas City (3/18).

COLLEGE:

- Played two seasons at Hawaii, where he totaled 27 tackles, 2.5 sacks and two passes defended in 16 games for the Warriors. Maka joined Hawaii after transferring from the College of San Mateo. Originally played for Arizona before transferring to the College of San Mateo.

PERSONAL:

- Attended Bellarmine Prep in San Jose, CA with fellow SaberCat K Juan Gamboa.
- A native of San Mateo, CA.

PLAYERS

MAKA'S CAREER AFL STATISTICS

YEAR	TEAM	GP	TOT	SOL	TACKLES			INTERCEPTIONS				FUMBLES	
					AST	SACKS	YDS	INT	YDS	ID	PD	FE	FR
2011	SJ	2	2.0	2	0	2.0	14.0	0	0	0	0	0	0
TOTALS		2	2.0	2	0	2.0	14.0	0	0	0	0	0	0

MAKA'S CAREER HIGHS

Tackles: 3.0 at CHI (3/25/11)
Solo: 3 at CHI (3/25/11)

Sacks: 2.0 vs. UTA (4/8/11)
Forced Fumbles: 1 vs. UTA (4/8/11)

PLAYERS



DWIGHT MCLEAN

MICK-CLEAN
DEFENSIVE BACK

6

6-1, 205 | 10/28/88 | CORONA, CA
 PURDUE | SANTIAGO HS, CORONA, CA
 1ST YEAR, 1ST WITH SJ | ACQUIRED: FA IN '10

A consistent starter at Purdue, Dwight McLean joins the SaberCats following a tryout with the team prior to the beginning of training camp.

COLLEGE:
 • Appeared in all 12 games, including six starts after transferring from Fullerton College. Shared team lead with two interceptions while, recording 36 tackles (22 solo, 14 assists) and three passes defended.

2011
 • Earned Defensive Player of the Game honors after leading team in tackles (10.0) to go along with a 46-yard interception return for a touchdown vs. Spokane (3/11).

PERSONAL:
 • Attended Santiago (CA) High School in Corona, where he earned all-league honors as a senior at wide receiver after catching 25 passes for 402 yards (16.1 average) with five touchdowns.
 • Law and society major.

MCLEAN'S CAREER AFL STATISTICS

YEAR	TEAM	GP	TOT	SOL	TACKLES			INTERCEPTIONS				FUMBLES	
					AST	SACKS	YDS	INT	YDS	ID	PD	FE	FR
2011	SJ	5	31.0	29	4	0.0	0.0	1	46	1	1	0	0
TOTALS		5	31.0	29	4	0.0	0.0	1	46	1	1	0	0

MCLEAN'S CAREER HIGHS

Tackles: 10.0 vs. SPO (3/11/11)
Solos: 9 vs. SPO (3/11/11)
Assists: 2 vs. SPO (3/11/11)
Passes Defended: 1 vs. UTA (4/8/11)

Interceptions: 1 vs. SPO (3/11/11)
Interception Return Yards: 46 vs. SPO (3/11/11)
Interceptions Touchdowns: 1 vs. SPO (3/11/11)



MATT MOSS

DEFENSIVE LINEMAN

96

6-3, 260 | 1/6/88 | EL CAJON, CA
 TEXAS A&M | WEST HILLS HS, SANTEE, CA
 1ST YEAR, 1ST WITH SJ | ACQUIRED: FA IN '10

Signed after a tryout with the SaberCats, Matt Moss brings size and speed off the edge where he will play behind a deep defensive line corps with the SaberCats in 2011.

COLLEGE:
 • Played two seasons for Texas A&M after transferring from Grossmont Community College.
 • Accumulated 39 tackles, two sacks, one forced fumble and one interception in 23 games (12 starts).

OTHER PRO EXPERIENCE:
 • Spent time with the Hartford Colonials of the UFL (2010), Bloomington Extreme (2010), Arizona Cardinals (2009) and the Detroit Lions (2008).

PERSONAL::
 • Played at West Hills (CA) High School in El Cajon, CA.
 • Son of Keith and Sue Moss.

EDDIE MOTEN

MOAT-EN
DEFENSIVE BACK

21

5-10, 185 | 8/30/81 | DALLAS, TX
 TEXAS A&M-KINGSVILLE | LANCASTER HS, DALLAS, TX
 6TH YEAR, 1ST WITH SJ | ACQUIRED: FA IN '11



A three-time All-Arena selection during his six season in the AFL, Eddie Moten has been of the most dynamic playmakers in the defensive backfield throughout his career. The holder of numerous franchise records with the Philadelphia Soul, he will look to bring his ballhawking skills to the SaberCats in 2011.

CAREER HIGHLIGHTS:

- Tied the AFL record for interception in a season after posting 13 interceptions in 2006.
- Broke the record for interception return yards in a season (204), originally set by former SaberCats' DS Pat McGuirk in 2003.
- 2011 (San Jose)**
 - Tied for team-high with 6.5 tackles in SaberCats debut and had 2 passes defended vs. Utah (4/8).
- 2010 (Dallas)**
 - Posted 39.5 tackles, 12 passes defended and two interceptions in only seven games for the Vigilantes.
- 2008 (Philadelphia)**
 - Led the team with six interceptions, 23 passes defended and 93.5 tackles.
- 2008 (Postseason)**
 - Helped lead the team to an ArenaBowl XXII victory with a team-high four interceptions and five passes defended.
- 2007 (Philadelphia)**
 - Started in all 16 games for the Philadelphia Soul, earning first team All-AFL honors after finishing tied for third in the league with nine interceptions and second with 24 passes defended.
 - Named Defensive Player of the Game five times.
 - Finished as a finalist for Defensive Player of the Year.
- 2007 (Postseason)**
 - Posted an interception and 8.5 tackles in two games for the Soul.
- 2006 (Philadelphia)**
 - Earned first team All-AFL honors for the first time in his career after tying a league record with 13 interceptions.
 - Tallied 104 total tackles, 18 passes defended and one fumble recovery and one forced fumble.
 - Named Defensive Player of the Game six times.
- 2006 (Postseason)**
 - Posted an interception and 12 tackles in two games for the Soul.
- 2005 (Philadelphia)**
 - Played in 13 games for the Philadelphia Soul in his rookie season and led the team in tackles (71.5) and passes defended (18).
 - Returned four interceptions for a total of 58 yards.

OTHER PRO EXPERIENCE:

- Spent time with the California Redwoods in 2009.
- Originally joined the Rio Grande Valley Dorados of af2, earning first-team All-af2 honors, finishing tied for the league lead with 10 interceptions.
- Finished the season with 47.5 tackles 18 passes defended and two forced fumbles.

COLLEGE:

- Spent freshman and sophomore seasons at Trinity Valley Community College.
- Played at Texas A&M Kingsville from 2002-03.
- Recorded 61 total tackles, nine interceptions and 17 passes defended in his two seasons at Texas A&M-Kingsville.
- Earned Don Hansen honorable mention All-American and was named Lone Star Conference Defensive Back of the Year in 2003.
- West Region Defensive Back of the year in 2003 and was a Division II first-team All-American in 2003.

PERSONAL:

- Has one child, Ejae.
- Likes to play basketball and Madden in his spare time.
- Admires former Philadelphia 76er Allen Iverson.

MOTEN'S CAREER AFL STATISTICS

YEAR	TEAM	GP	TACKLES					INTERCEPTIONS				FUMBLES	
			TOI	SOL	AST	SACKS	YDS	INT	YDS	ID	PD	FF	FR
2005	PHI	13	71.5	64	15	0.0	0.0	4	58	0	18	0	0
2006	PHI	16	104.0	91	26	0.0	0.0	13	168	3	11	1	1
2007	PHI	16	89.0	75	28	0.0	0.0	9	204	3	24	1	0
2008	PHI	16	93.5	83	21	0.0	0.0	6	98	1	23	1	NA
2010	DAL	7	39.5	36	7	0.0	0.0	2	16	0	12	0	0
2011	SJ	1	6.5	5	3	0.0	0.0	0	0	0	2	0	0
TOTALS		69	404.0	354	100	0.0	0.0	34	544	7	90	3	NA

MOTEN'S CAREER AFL POSTSEASON STATISTICS

YEAR	TEAM	GP	TACKLES					INTERCEPTIONS				FUMBLES	
			TOI	SOL	AST	SACKS	YDS	INT	YDS	ID	PD	FF	FR
2006	PHI	2	12.0	11	2	0.0	0.0	1	13	0	2	0	NA
2007	PHI	2	8.5	7	3	0.0	0.0	1	22	0	3	0	NA
2008	PHI	3	27.5	27	1	0.0	0.0	4	26	0	5	0	NA
TOTALS		7	23.0	22.0	2.0	0.0	0.0	34	544	7	0	3	NA



CHIDO NWOKOCHA

CHEE-DOH WAH-KOH-CHAH

WIDE RECEIVER

5

6-0, 200
OHIO
1ST YEAR, 1ST WITH SJ

5/17/86 | ELK GROVE, CA
LAGUNA CREEK HS, ELK GROVE, CA
ACQUIRED: FATS '10

A local product, Chido Nwokocho most recently played for the Sacramento Mountain Lions of the UFL. A great all-around athlete, he'll add depth and speed to the SaberCats receiving corps.

SABERTOOTH

- Chido's parents were born and raised in Nigeria so growing up was challenging for him being first generation American. "Growing up was hard just because you kind of have to live the double life. You have to live the cultural way from Nigeria and then also the American way how your friends grew up. My friends would do things that kind of didn't translate to how my parents were raised and it was always conflicting and clashing especially because I was first generation American." Chido is one of the oldest out of his six siblings so he was one of the first ones to experience life growing up in America. "I always feel like my younger brothers and sisters have it easy now because I went through all the hard stuff and now my parents understand a little more."
- He describes himself as very confident and extremely outgoing; a social butterfly of sorts. "I genuinely like meeting new people, talking to new people and getting to know them." Chido also thinks of himself as being goofy. "Just because of what I am physically people don't know that I'm a goofball. My friends love hanging out with me, I'm always cracking jokes. I just like to make sure when you're around me you're always having a good time, smiling and laughing."
- Holding a degree in Health Services, Chido worked as a mental health worker at a psychiatric hospital in Sacramento. He's very much hands on with the patients and works specifically in the children's unit with kids ages 13 to 17. Having a background working with children in football and basketball camps made this job a logical choice. "It's something that I've grown with and it just comes natural to me."
- Chido would like pursue a career in stand up comedy. He has a knack for doing impressions and telling animated stories, so acting is something else that he would really like to try out.
- In 2007 during Chido's senior year of college his older brother Chimek passed away at the age of 24 during a heart operation. "That definitely affected me. I didn't have a great senior year. I was kind of on an emotional roller coaster, up and down. He was the reason I played so I was still struggling with it." They were very close grow-

ing up as they were only two and a half years apart. "With my brother he was special needs so all his baseball organizations and camps I was always really involved in those and that's what kind of transitioned me into working with kids. So I've always been involved in that working with special systems kids."

- When Chido first returned to Sacramento from college he began working at a group home and eventually a hospital. However, he still had football on his mind and had a tryout with the Sacramento Mountain Lions of the United Football League. The day of his private workouts with the Mountain Lions he got a call from Sutter Medical Center in Sacramento offering him a job. "I had to make the decision whether I was going to take this job, which was a really, really good job or officially start and pursue my football career and get it going again." While it didn't work out with the UFL and he didn't get his job back at Sutter, it did open up new doors for him, reviving his football career. "I would do that again in a heartbeat and wouldn't think twice."

2011:

- Was named JLS Ironman of the game vs. UTA (4/8) after recording career-highs with 1.5 tackles and five receptions for 80 yards and a touchdown.

OTHER PRO EXPERIENCE:

- Played for the Sacramento Mountain Lions of the UFL, during the 2010 offseason. He made the offseason roster after trying out for the team.

COLLEGE:

- Played two seasons at Ohio (2006-07). In 26 games for the Bobcats, he totaled 45 catches for 562 yards and one touchdown.
- Transferred to Ohio after spending two seasons at Sacramento City College where he was an All-Nor-Cal Conference pick both seasons, totaling 119 catches for 1,665 yards and 14 touchdowns in his junior college career.

PERSONAL:

- Enjoys watching receivers like Reggie Wayne of the Indianapolis Colts and Andre Johnson of the Houston Texans.
- Sacramento Kings fan
- He also enjoys watching players like LeBron James, Derrick Rose and Blake Griffin.
- Has a soft spot for home cooking.
- Full name is Chidozie Nwokocho.

NWOKOCHA'S CAREER AFL STATISTICS

YEAR	TEAM	GP	RECEIVING				RUSHING			
			NO	YDS	AVG	TD	ATT	YDS	AVG	TD
2011	SJ	1	5	80	16.0	1	0	0	0.0	0
TOTALS		1	5	80	16.0	1	0	0	0.0	0

NWOKOCHA'S CAREER HIGHS

Receptions: 5 vs. UTA (4/8/11)
Receiving Yards: 80 vs. UTA (4/8/11)

Receiving Long: 30 vs. UTA (4/8/11)
Receiving Touchdowns: 1 vs. UTA (4/8/11)



GABE NYENHUIS

NINE-HEISS DEFENSIVE LINEMAN

97

6-4, 265
COLORADO
4TH YEAR, 1ST WITH SJ

6/26/81 | ST. CHARLES, IL
ST. CHARLES HS, ST. CHARLES, IL
ACQUIRED: FA '10



The reigning AFL Defensive Player of the Year and sack leader in 2011, Gabe Nyenhuis solidified his status as one of the elite defensive players in the league in 2010 with the Tulsa Talons. For his career, he has totaled 88 tackles, 29.5 for loss, 28 sacks, 16 forced fumbles and seven passes defensed in 41 games. He earned an ArenaBowl championship with the Philadelphia Soul in 2008, against the SaberCats, but joins San Jose to provide constant pressure on opposing quarterbacks this season.

2011 (San Jose)

- Registered only sack of the game for an eight-yard loss vs. Spokane (3/11).
- Recorded second sack of the season vs. Kansas City (3/18).
- Tallied first career interception for touchdown at Chicago (3/25).

2010 (Tulsa)

- Led the league in sacks (15.5), tackles for loss (13.0) and forced fumbles (9) en route to earning the AFL's highest defensive honor for the Tulsa Talons.
- Capped off a streak of seven consecutive games with a sack at Bossier-Shreveport (5/29), notching 12 sacks over that span.
- Registered a single-game season-high four sacks vs. Alabama (5/8).
- Tallied three sacks and single-game season-high three forced fumbles vs. Oklahoma City (5/22). Finished off a streak of three consecutive games with a forced fumble.

2008 (Philadelphia)

- Finished second in the league with 9.5 sacks, earning second-team All-Arena league honors.
- Led the Soul in sacks, while posting 28.0 tackles, 12.5 for loss and five forced fumbles.

2008 (Postseason)

- Led the league with two sacks and a forced fumble en route to an ArenaBowl victory over San Jose (7/27).

2007 (Philadelphia)

- Played in 10 regular season games with the Soul, and two postseason games.

- Totalled 14 tackles, four tackles for loss, three sacks, two pass breakups and two forced fumbles.
- Named the ADT Defensive Player of the Game in Week 17 against the Orlando Predators.

2007 (Postseason)

- Registered 4.5 tackles, 1.5 for loss, one sack and two passes defensed over two postseason games.

OTHER PRO EXPERIENCE:

- Originally signed as undrafted rookie free agent on 4/29/04 before being signed to the Jacksonville Jaguars practice squad on 9/7/04.
- Spent time on the Indianapolis Colts and Atlanta Falcons practice squad in 2005.
- Last stint in the NFL came with the Colts in 2006 before his season was ended due to injury.

COLLEGE:

- Joined the Colorado Buffaloes in 2002, where he was reunited with Coach Gary Barnett, who originally recruited him in 1999 at Northwestern University.
- Transferred to Garden City (KS) Community College, where he was rated the No. 2 defensive end in the junior college ranks by Rivals.com
- In 25 games for the Buffaloes, he recorded 85 tackles (63 solo) with eight sacks, 24 tackles for loss, 24 quarterback pressures, a fumble recovery, two forced fumbles and 10 passes defensed.

PERSONAL:

- Attended St. Charles (IL) High School where he was named SuperPrep All-American, Chicago Sun Times first-team all-area and all-state, Chicago Tribune first-team all-state as a junior and senior.
- Recorded 76 tackles , 31 for loss, six forced fumbles, one fumble recovery and two passes defensed his senior season.
- He enjoys fishing and the biggest fish he caught was a 65 pound sturgeon out in a small town Shawano, Wisconsin where his family owns some property.
- Enjoys watching Kyle Vanden Bosch because of hard he plays. Also likes defensive linemen Julius Peppers and Derrick Burgess and John Abraham.
- Son of Paul and Sue Nyenhuis.

NYENHUIS' CAREER AFL STATISTICS

YEAR	TEAM	GP	TOI	SOL	TACKLES			YDS	INTERCEPTIONS				FUMBLES	
					AST	SACKS	TACKLES		INT	YDS	TD	PD	FF	FR
2007	PHI	16	18.0	13	10	3.0	18.0	0	0	0	2	2	0	
2008	PHI	16	28.0	19	18	9.5	NA	0	0	0	1	5	0	
2010	TUL	16	26.5	21	11	15.5	47.5	0	0	0	4	9	2	
2011	SJ	4	6.0	6	0	2.0	8.0	1	7	1	0	0	0	
TOTALS		52	78.5	59	39	30.0	NA	1	7	1	7	16	2	

NYENHUIS' CAREER HIGHS

Sacks: 4.0 vs. ALB (5/8/10)
Forced Fumbles: 3 vs. OKC (5/22/10)
Fumble Recoveries: 1 (Two Times), Last: at ALB (7/17/10)

Interceptions: 1 at CHI (3/25/11)
Interception Yards: 7 at CHI (3/25/11)
Interception Return Touchdowns: 1 at CHI (3/25/11)

JAMARIO O'NEAL POSTSEASON CAREER AFL STATISTICS

YEAR	TEAM	GP	TACKLES					INTERCEPTIONS				FUMBLES	
			TOI	SOL	AST	SACKS	YDS	INT	YDS	TD	PD	FF	FR
2007	PHI	2	4.5	3	3	1.0	NA	0	0	0	2	0	NA
2008	PHI	3	4.0	3	2	2.0	NA	0	0	0	1	1	NA
2010	TUL	1	1.0	1	0	0.0	0.0	0	0	0	0	0	0
TOTALS		6	9.5	7	5	3.0	0.0	0	0	0	3	1	0



JAMARIO O'NEAL

JAH-MARIO

DEFENSIVE BACK

2

6-0, 205
OHIO STATE
1ST YEAR, TST WITH SJ

9/24/86 | CLEVELAND, OH
GLENVILLE HS, CLEVELAND, OH
ACQUIRED: FA'IN '10

A big, physical defensive back, Jamario O'Neal brings good experience from his time at Ohio State. Entering his rookie season in the AFL, looking to add to a young secondary in 2011.

State and plans on getting involved with coaching and counseling and anything that he has to do with speaking or mentoring. "I've had an opportunity to reflect on my past and now I'm ready to give back."

SABERTOOTH

- Jamario came from a large family with eight brothers and a sister. He is extremely close with his father along with his grandmother playing a big role in his life. When Jamario moved to Cleveland, Tedd Ginn Sr. and his wife became his second family. Ted Ginn Jr. (49ers) is like a brother and they talk regularly.
- Jamario's attention to detail and study habits define him. His success in the classroom in high school and college where he carried a 3.0 GPA at Ohio State remain ingrained in him. As soon as he got his playbook he stayed up all night studying it and making notes to help him remember the plays for the 2011 season.
- After football, Jamario plans on completing his degree in African American studies and Communication at Ohio

COLLEGE:

- In four seasons at Ohio State, O'Neal totaled 49 tackles, two for loss, one forced fumble, one interception and two passes defended, playing all four positions in the secondary for the Buckeyes.

PERSONAL:

- An All-Ohio selection as a junior and senior at Glenville High School (OH), O'Neal also finished fifth of the 2004 state championships in the 100-meter dash.
- Majored in African American Studies and Communication.
- A native of Mansfield, OH, his younger brother plays for Indiana.
- Enjoys watching Troy Polamalu and Ed Reed play and is a big fan of Ronnie Lott.



CHRIS PERRI

DEFENSIVE LINEMAN

70

6-3, 290
STONY BROOK
1ST YEAR, TST WITH SJ

2/14/87 | ALAMEDA, CA
BISHOP O'DOWD HS, ALAMEDA, CA
ACQUIRED: TRADE IN '10

Acquired in a trade with Chicago during training camp, the physical Perri joins the SaberCats after playing for Stony Brook in New York and Bishop O'Dowd high school in the Bay Area.

2011 HIGHLIGHTS:

- Recorded 1.5 tackles in first action of season vs. Kansas City (3/18).
- Started on the defensive line and recorded 2.0 tackles at Chicago (3/25).
- Earned Defensive Player of the Game honors after a sack and forced fumble vs. IOW (4/1).

SABERTOOTH

- Chris notes his parents and his high school football coach, Paul Perenon as the biggest influences in his life. His parents always pushed him to never give up on anything in life and he credits them for being where he is today. "Growing up in Alameda it's a really small town and everyone knows each other." Many of his friends still live there and he hopes they'll all be able to come out to games to watch him play. One of Chris's biggest draws to playing for San Jose was to be able to come back home and have his family and friends watch him play.
- He's very interested in the coffee business. Chris spent a semester off college interning with the San Francisco

based wholesale green bean coffee company, Rogers Family Company. While he was there Chris learned how to build a coffee company from the ground up, which includes everything from roasting to sales.

- He has one tattoo on the inside of his arm that says "Blessed 444," one that says, "Guide Me Grandpa Joe" and another of his family name. Both the "Blessed 444" and "Guide Me Grandpa Joe" are for his paternal grandfather that passed away at 4:44 and that time has special meaning for him and his family. Everytime he's playing a game or happens to look at the clock at that time it holds special meaning for him and is a reminder of his family and grandfather.

COLLEGE:

- As a senior at Stony Brook, Perri started 11 games, finishing third on the team in sacks and tackles for loss, earning second-team All-Big South honors after transferring from Colorado.

PERSONAL:

- Earned second-team All-San Francisco Bay Area selection honors as a senior at Bishop O'Dowd (CA) High School.
- Nicknames include Tuffler or C.P.
- Son of Mark and Joann, he has two brothers, Jeffrey and Michael.

PERRI'S CAREER AFL STATISTICS

YEAR	TEAM	GP	TOT	SOL	TACKLES			YDS	INTERCEPTIONS				FUMBLES	
					AST	SACKS			INT	YDS	TD	PD	FE	FR
2011	SJ	3	4.5	4	1	1.0	5.0	0	0	0	0	1	0	
TOTALS		3	4.5	4	1	1.0	5.0	0	0	0	0	1	0	

PERRI'S CAREER AFL STATISTICS

Tackles: 2.0 vs CHI (3/25/11)
Solo: 2 vs CHI (3/25/11)
Assists: 1 at KC (3/18/11)

Sacks: 1.0 vs, IOW (4/1/11)
Forced Fumbles: 1 vs, IOW (4/1/11)
Assisted Tackles: 1 vs, KC (3/18/11)



ERIC PHILLIPS

DEFENSIVE LINEMAN

92

6-7, 310
SOUTHERN MISS
1ST YEAR, 1ST WITH SJ

12/13/85 | BIRMINGHAM, AL
WENONAH HS, BIRMINGHAM, AL
ACQUIRED: FATIN '10

Sporting tremendous size for the defensive line position, Eric Phillips will add to the SaberCats defensive line rotation as he enters his rookie season in the AFL.

SABERTOOTH

- In getting prepared for the season, Eric trained at a boxing gym, using training techniques that included sparring, stance, how a punch should come out, the way your hands should be, jump-rope and combinations.
- If Eric owned his own restaurant it would have to be a BBQ joint that includes pork chops and chicken on the menu. He also is a big fan of red velvet cake for dessert. Eric originally wanted to get into the fashion business.
- Eric has a tattoo that runs from shoulder to shoulder that reads 'Unbreakable.' The tattoo symbolizes what he has been through in his life and has overcome. The word fit him as a person and wherever he goes it won't break him or get him down. "A lot of people have gone through sitting on the bench three years when you know you shouldn't have. It got me down and made me question my ability and whether I was good enough to play. I always believed everything happens for a reason."

COLLEGE:

- Played in 21 games (nine starts) at defensive tackle for Southern Mississippi where he totaled 18 tackles and 1.5 for loss. After his time with the Golden Eagles, Phillips played for the Lafayette Wildcatters of the Southern Indoor Football League.

PERSONAL:

- Attended Wenonah (AL) High School, where he played both ways, allowing only one sack as the blindside protector on offense, while finishing with 70 tackles and five sacks on defense.
- Earned honorable mention all-state, first-team all-metro and all-city honors during his high school career.
- Graduated from Southern Mississippi with a degree in Administration and Coaching.
- Plans to get into coaching following his football career at either the high school or college level.
- Has two siblings, an older brother (30) and younger sisters (22).
- Born and raised in Birmingham, AL.



ROBERT POWELL

OFFENSIVE LINEMAN

68

6-5, 310
PURDUE
2ND YEAR, 1ST WITH SJ

8/21/84 | THOMASVILLE, VA
CAVE SPRING HS, ROANOKE, VA
ACQUIRED: FATIN '10

A starter on the offensive line in every game for the Tampa Bay Storm in 2010, Robert Powell will

look to bring his experience and ability to the SaberCats offensive line, where Powell allowed only three sacks last season.



SABERTOOTH

- Growing up wasn't always easy because he spent a lot of time moving around. "It was hard especially going to different schools. Everyone grew up together and you come in as the new kid but I would constantly be doing that." Yet, it was through those experiences that he was able to meet a few people who he remains friends with to this day. Although he's lived in many different cities, he considers Asheville, North Carolina to be his childhood home and spent a lot of time moving within the city. He jokes that he's probably been to every school in the area. Even

though it was a tough experience Robbie finds benefits to it. "It still helps me today football-wise with all the moving I do and adjusting I do. It's like second nature."

- There are many avenues that Robbie is looking at for his post football career. He considered jobs in coaching, graduate assisting, working with his father in financial advising or joining the ministry. However, he's really just being patient and not forcing anything. "I'll take one day at a time and see what happens."
- Robbie lived in India for an entire month when he was six years old. "It was a spiritual journey that my mom was going on that I was a part of." He participated in chants and dances among other activities. "From the parts I can remember it was unique. Seeing monkeys jumping around coming to eat your food, people riding camels, seeing people on the street poor with nothing, malnourished; it was unique."

2011 (San Jose)

- Started on the offensive line, helping the offense register the highest point total (76) during Week 1 vs. Spokane (3/11).
- Continued a streak of 82 plays without a sack against Kansas City 3/18).

2010 (Tampa Bay)

- Started in every game for the American Conference champion Tampa Bay Storm.
- Only allowed three sacks all season on one of the best lines in the AFL.

OTHER PRO EXPERIENCE:

- Originally signed as an undrafted free agent by the Cleveland Browns in 2008 before joining the Montreal Alouettes of the Canadian Football League.

COLLEGE:

- Played in 41 games, starting in 38 at center and left guard for Purdue. Powell was named to the Rimington Trophy watch list (nation's top center) and earned All-Big Ten honorable mention recognition as a senior for the Boilermakers after starting in 13 games.

PERSONAL:

- Enjoys watching Colts QB Peyton Manning play.
- Earned all-state honorable mention honors as a senior at Cave Spring (VA) High School.
- Describes himself as a gifted basketball player, but decided to pursue football while at Cave Spring.
- Graduated with a degree in Organizational Leadership and Supervision.
- Father's name is Bob and mother's Chelsea.

POWELL'S CAREER AFL STATISTICS

GAMES PLAYED/STARTED: 2010(16/16), 2011 (5/5); POSTSEASON: 2010 (3/3)



BURL TOLER
WIDE RECEIVER

3

5-11, 200
CALIFORNIA
1ST YEAR, 1ST WITH SJ

10/17/84 | BERKELEY, CA
BISHOP O'DOWD HS, OAKLAND, CA
ACQUIRED: FA IN '11

Burl Toler is a third generation football player who joins San Jose for his first season, despite previous stints with the team. A native of Berkeley, CA, Toler will add speed and athleticism to the SaberCats receiving corps.

OTHER PRO EXPERIENCE:

- Spent the 2008 offseason with the Washington Redskins after signing with San Jose in 2008. Prior to signing with the SaberCats, Toler served his first stint with the Redskins in 2007 after spending time with the Cologne Centurions of NFL Europe.
- Originally signed with the SaberCats in 2007 before joining the Centurions. Undrafted out of California, Toler was originally signed by the Oakland Raiders in 2006.

COLLEGE:

- A walk-on at California, finished with 69 receptions for 873

yards and four touchdowns.

- Best season came in 2003 when he caught 48 passes for 609 yards and three touchdowns.
- A native of Berkeley, CA, Toler attended Bishop O'Dowd High School (CA) helping his team to two league titles and a North Coast Section championship, earning first team all-league on offense and defense his senior year. Toler also lettered four years in track, attending the League of Champions meet his final three years.

PERSONAL:

- A native of Berkeley, CA, Toler attended Bishop O'Dowd High School (CA) helping his team to two league titles and a North Coast Section championship, earning first team all-league on offense and defense his senior year. Toler also lettered four years in track, attending the League of Champions meet his final three years.
- Majoring in Social Welfare.


TOLER'S CAREER AFL STATISTICS

YEAR	TEAM	GP	RECEIVING				RUSHING			
			NO	YDS	AVG	ID	ATT	YDS	AVG	ID
2011	SJ	2	8	113	14.1	1	0	0	0.0	0
TOTALS		2	8	113	14.1	1	0	0	0.0	0

TOLER'S CAREER AFL STATISTICS

Receptions: 5 vs. IOW (4/1/11)
Receiving Yards: 70 vs. IOW (4/1/11)

Receiving Touchdowns: 1 vs. IOW (4/1/11)
Receiving Long: 47T vs. IOW (4/1/11)



GUS TYSON

FULLBACK/LINEBACKER

44

6-3, 255
VIRGINIA UNION
2ND YEAR, 1ST WITH SJ

10/1/82 | ST. ALBANS, NY
AUGUST MARTIN HS, JAMAICA, NY
ACQUIRED: FA'11

A two-way player in 2010, Gus Tyson got his first year of experience in the AFL with the Bossier-Shreveport Battle Wings. With previous experience in af2 with the Green Bay Blizzard, Tyson will look to make an impact on special teams for San Jose.

2011 (San Jose)

- Started in his first game with San Jose at linebacker, finishing with 4.0 tackles while recovering a fumble vs IOW (4/1).

2010 (Bossier-Shreveport)

- Played in 12 games for the Battle Wings, totaling 18 tackles, two fumble recoveries and one tackle for loss.
- Rushed for 16 yards and one touchdown on the offensive side of the ball.

OTHER PRO EXPERIENCE:

- Played for the Green Bay Blizzard of af2 in 2007, tallying 29 tackles, three sacks, one interception and two fumbles recovered.

COLLEGE:

- Played at Virginia Union.

TYSON'S CAREER AFL STATISTICS

YEAR	TEAM	GP	TOT	SOL	TACKLES			YDS	INTERCEPTIONS				FUMBLES	
					AST	SACKS			INT	YDS	ID	PD	FF	FR
2010	BSV	12	18.0	13	10	0.0	0.0	0	0	0	0	0	0	0
2011	SJ	2	4.5	2	5	0.0	0.0	0	0	0	0	0	0	1
TOTALS		13	22.5	15	15	0.0	0.0	0	0	0	0	0	0	1

YEAR	TEAM	GP	NO	RECEIVING			TD	ATT	RUSHING		
				YDS	AVG				YDS	AVG	TD
2010	BSV	12	0	0	0.0	0	6	16	2.7	1	
TOTALS		12	0	0	0.0	0	6	16	2.7	1	

TYSON'S CAREER AFL STATISTICS

Tackles: 6.0 vs. JAC (7/24/10)
Solo: 5 vs. JAC (7/24/10)
Assists: 4 vs. IOW (4/1/11)

Forced Fumbles: 1 (Two Times) Last: vs. TB (5/15/10)
Fumble Recoveries: 1 (Three Times) Last: vs. IOW (4/1/11)

SAN JOSE



HISTORY

ANNUAL RESULTS

1995 - 8-4/0-1		
5/12	ARIZONA	(OT) L, 37-43
5/20	@ Las Vegas	W, 32-27
5/26	MEMPHIS	L, 30-41
6/3	@ Miami	W, 50-22
6/9	LAS VEGAS	W, 35-31
6/19	@ Milwaukee	L, 47-64
6/24	@ Iowa	W, 33-17
7/7	@ Charlotte	W, 66-35
7/14	CHARLOTTE	W, 52-20
7/22	ORLANDO	W, 54-27
7/29	@ Connecticut	W, 48-44
8/6	ARIZONA	L, 40-41
8/13	ORLANDO (PO)	L, 37-55

1996 - 6-8		
4/26	ANAHEIM	L, 18-40
5/4	@ Arizona	L, 59-61
5/10	ALBANY	W, 69-40
5/18	@ Florida	W, 43-26
5/24	ORLANDO	W, 42-25
6/1	@ Tampa Bay	L, 22-36
6/8	@ Texas	W, 42-24
6/14	ST. LOUIS	L, 34-58
6/22	@ Connecticut	L, 29-39
6/28	MEMPHIS	W, 38-35
7/4	@ Anaheim	L, 36-39
7/19	@ Milwaukee	L, 43-48
7/26	MINNESOTA	L, 31-40
8/2	ARIZONA	W, 30-29

1997 - 8-6/0-1		
5/2	@ Nashville	L, 21-47
5/10	ANAHEIM	W, 47-27
5/17	ALBANY	W, 41-37
5/24	@ Arizona	L, 50-59
5/30	@ Texas	L, 55-61
6/9	ARIZONA	L, 22-59
6/14	@ Iowa	(OT) W, 37-31
6/20	PORTLAND	W, 42-29
6/27	NEW JERSEY	L, 22-24
7/5	@ Anaheim	W, 49-35
7/11	@ New Jersey	W, 51-36
7/18	FLORIDA	W, 37-26
7/26	@ Portland	W, 40-34
8/2	TAMPA BAY	L, 34-58
8/8	@ Iowa (PO)	L, 59-68

1998 - 7-7/0-1		
5/1	TAMPA BAY	W, 23-45
5/9	ARIZONA	L, 43-62
5/16	@ Albany	L, 30-56
5/23	GRAND RAPIDS	W, 49-20
5/30	NASHVILLE	W, 49-41
6/6	@ Arizona	L, 26-48
6/14	@ New Jersey	W, 51-33
6/19	PORTLAND	W, 48-44
6/26	@ Milwaukee	W, 76-40
7/3	@ Portland	W, 68-45
7/11	IOWA	L, 41-44
7/17	ALBANY	L, 53-56
7/25	@ New York	L, 37-54
7/31	@ Houston	W, 65-55
8/8	@ Tampa Bay (PO)	L, 46-65

1999 - 6-8		
4/24	@ Grand Rapids	W, 54-53
4/30	@ Florida	L, 56-78
5/8	PORTLAND	W, 79-51
5/15	ARIZONA	W, 54-50
5/24	@ Milwaukee	W, 52-45
5/29	IOWA	L, 30-34
6/5	@ Portland	L, 38-39
6/12	@ Arizona	L, 37-75
6/19	FLORIDA	W, 58-50
6/25	@ Houston	L, 57-61
7/9	BUFFALO	W, 52-46
7/16	@ Nashville	L, 45-56
7/24	TAMPA BAY	L, 48-52
7/31	MILWAUKEE	L, 52-56

2000 - 13-3/1-1		
4/15	HOUSTON	W, 54-14
4/21	@ Oklahoma	L, 64-68
4/29	ARIZONA	L, 42-51
5/6	@ Iowa	W, 54-52
5/12	OKLAHOMA	W, 37-30
5/19	@ Buffalo	W, 61-35
5/27	LOS ANGELES	W, 78-25
6/1	@ Arizona	W, 55-34
6/9	NEW ENGLAND	W, 85-76
6/17	GRAND RAPIDS	W, 68-45
6/22	@ Milwaukee	W, 63-60

6/29	@ Grand Rapids	W, 52-32
7/8	@ Los Angeles	W, 75-72
7/22	BUFFALO	W, 83-54
8/4	OKLAHOMA (PO)	W, 63-40
8/12	NASHVILLE (PO)	L, 42-51

2001 - 10-4/1-1		
4/14	LOS ANGELES	W, 50-32
4/21	ARIZONA	W, 48-37
4/28	@ Houston	W, 62-57
5/5	OKLAHOMA	W, 73-17
5/12	@ New York	L, 58-62
5/18	@ Milwaukee	W, 69-55
5/26	ORLANDO	L, 35-59
6/2	@ Los Angeles	L, 44-47
6/16	NASHVILLE	(OT) W, 58-57
6/24	@ Oklahoma	W, 60-41
6/30	FLORIDA	W, 56-55
7/6	@ Arizona	W, 73-63
7/15	@ Indiana	L, 63-66
7/21	HOUSTON	W, 80-27
8/4	ARIZONA (PO)	W, 68-49
8/11	@ Nashville (PO)	L, 47-71

2002 - 13-1/3-0		
4/20	ARIZONA	W, 52-51
4/27	@ Tampa Bay	W, 61-54
5/4	GEORGIA	W, 59-53
5/11	LOS ANGELES	W, 78-44
5/17	@ Orlando	W, 77-45
5/25	DALLAS	W, 77-54
6/1	@ Buffalo	W, 61-35
6/8	@ Los Angeles	W, 52-33
6/15	CHICAGO	W, 74-68
6/22	NEW YORK	W, 65-41
6/29	@ Dallas	W, 58-41
7/5	INDIANA	W, 52-41
7/12	@ Arizona	L, 52-59
7/21	@ Carolina	W, 58-41
8/3	TAMPA BAY (PO)	W, 55-48
8/10	ORLANDO (PO)	W, 52-40
8/18	ARIZONA (ABXVI)	W, 52-14

2003 - 12-4/1-1		
2/2	@ Arizona	W, 49-28
2/9	@ Los Angeles	L, 72-73
2/16	@ Georgia	L, 49-51
2/22	COLORADO	W, 80-40
3/2	@ Las Vegas	W, 72-37
3/9	@ Chicago	W, 71-49
3/14	BUFFALO	W, 58-41
3/23	ARIZONA	W, 59-58
3/28	CAROLINA	W, 62-40
4/6	@ Dallas	L, 64-67
4/11	DETROIT	L, 42-45
4/19	INDIANA	W, 73-71
4/27	@ Colorado	W, 65-49
5/3	GRAND RAPIDS	W, 56-55
5/11	@ Tampa Bay	W, 47-34
5/17	LOS ANGELES	W, 47-43
5/31	GEORGIA (PO)	W, 69-48
6/8	ARIZONA (PO)	L, 49-66

2004 - 8-6/0-1		
2/5	@ Detroit	W, 58-43
2/22	@ Los Angeles	W, 61-55
2/28	GRAND RAPIDS	W, 62-31
3/7	@ New York	L, 50-64
3/14	COLORADO	W, 55-35
3/20	LAS VEGAS	W, 79-62
3/26	LOS ANGELES	W, 55-52
4/4	@ Tampa Bay	W, 62-55
4/10	@ Dallas	L, 54-58
4/16	CHICAGO	W, 51-43
4/25	@ Georgia	W, 63-34
5/1	NEW ORLEANS	W, 68-34
5/9	@ Arizona	L, 41-58
5/16	@ Las Vegas	L, 35-44
5/22	PHILADELPHIA	W, 48-36
5/30	ARIZONA	L, 43-50
6/5	TAMPA BAY (PO)	W, 56-52
6/12	CHICAGO (PO)	W, 49-35
6/27	@ Arizona (ABXVIII)	W, 69-62

2005 - 9-7/0-1		
1/30	@ Tampa Bay	L, 33-63
2/5	LAS VEGAS	W, 66-31
2/13	@ New Orleans	L, 61-62
2/20	@ Los Angeles	L, 69-71
3/6	@ Orlando	W, 57-38
3/11	PHILADELPHIA	W, 52-26
3/18	GRAND RAPIDS	W, 72-48
3/28	@ Las Vegas	W, 81-75

4/3	ARIZONA	W, 48-27
4/10	@ Chicago	L, 39-55
4/15	DALLAS	W, 83-71
4/22	@ Colorado	W, 89-41
4/29	NASHVILLE	L, 55-57
5/7	LOS ANGELES	L, 42-54
5/14	@ Arizona	L, 44-54
5/21	GEORGIA	W, 54-48
5/29	@ Colorado (PO)	L, 48-56

2006 - 10-6/1-1		
1/28	UTAH	L, 35-48
2/6	@ Las Vegas	L, 48-51
2/12	@ Arizona	W, 58-50
2/19	@ Grand Rapids	L, 52-66
2/26	@ Chicago	(OT) L, 48-54
3/4	@ Utah	W, 65-50
3/12	LOS ANGELES	L, 61-75
3/17	GEORGIA	(OT) W, 56-55
3/25	@ Nashville	L, 48-51
4/2	ARIZONA	W, 61-49
4/7	@ Tampa Bay	W, 52-43
4/14	LAS VEGAS	W, 69-59
4/22	AUSTIN	W, 63-59
4/29	@ Los Angeles	W, 53-36
5/6	COLORADO	W, 61-56
5/13	COLUMBUS	W, 68-47
5/27	ARIZONA (PO)	W, 62-48
6/3	CHICAGO (PO)	L, 56-59

2007 - 13-3/3-0		
3/4	@ Los Angeles	W, 66-58
3/9	@ Chicago	L, 45-48
3/24	@ Georgia	L, 62-64
3/31	TAMPA BAY	W, 69-49
4/6	COLORADO	W, 72-44
4/13	@ New Orleans	L, 54-67
4/21	LOS ANGELES	W, 73-49
4/28	UTAH	W, 69-48
5/5	@ Arizona	W, 56-49
5/12	LAS VEGAS	W, 61-34
5/19	GRAND RAPIDS	W, 69-44
5/25	@ Nashville	W, 48-34
6/1	ORLANDO	W, 59-52
6/9	@ Utah	W, 70-49
6/16	ARIZONA	W, 66-26
6/25	@ Las Vegas	W, 73-46
7/7	COLORADO (PO)	W, 76-67
7/14	CHICAGO (PO)	W, 61-49
7/29	vs. Columbus (ABXXI)	W, 55-33


2008 - 13-3/2-1		
3/3	@ Chicago	L, 47-70
3/10	@ Grand Rapids	W, 66-58
3/15	ARIZONA	W, 63-43
3/22	DALLAS	L, 56-59
3/29	@ Kansas City	W, 44-36
4/5	@ New Orleans	L, 43-72
4/12	PHILADELPHIA	L, 57-58
4/18	@ Utah	W, 61-40
4/26	LOS ANGELES	W, 70-42
5/3	@ Orlando	L, 35-61
5/9	@ Arizona	W, 63-42
5/17	UTAH	W, 74-64
5/24	COLORADO	W, 59-42
5/31	@ Los Angeles	W, 66-56
6/14	TAMPA BAY	W, 73-70
6/21	GEORGIA	W, 68-62
7/7	COLORADO (PO)	W, 64-51
7/12	GRAND RAPIDS (PO)	W, 81-55
7/27	vs. Philadelphia (ABXXII)	W, 56-59

2011 - 0-0		
3/11	SPOKANE	W, 76-48
3/18	KANSAS CITY	W, 60-57
3/25	@ Chicago	L, 54-41
4/1	IOWA	L, 76-69
4/8	UTAH	W, 75-55
4/16	@ Tulsa	5:00 PDT
4/23	PHILADELPHIA	7:30 PDT
5/7	ARIZONA	7:30 PDT
5/14	@ Pittsburgh	4:30 PDT
5/21	@ Utah	6:00 PDT
5/28	GEORGIA	7:30 PDT
6/4	@ Dallas	5:30 PDT
6/18	@ Arizona	7:00 PDT
6/25	@ Cleveland	4:00 PDT
7/1	JACKSONVILLE	7:30 PDT
7/9	ORLANDO	7:30 PDT
7/16	@ Spokane	7:00 PDT
7/23	@ Tampa Bay	4:30 PDT

HISTORY

TEAM-BY-TEAM RESULTS VS. CURRENT AFL FRANCHISES

Arizona Rattlers 19-15	3/2/03 Las Vegas W 72-37	3/11/05 San Jose W 52-26	
5/9/08 @ Arizona L 36-39	Dallas Vigilantes* 3-3	5/22/04 San Jose W 48-36	
3/15/08 San Jose W 49-40	3/22/08 San Jose L 56-59	Pittsburgh Power 0-0	
6/16/07 San Jose W 66-26	4/15/05 San Jose W 83-71	No Games Played	
5/5/07 @ Arizona W 56-49	4/10/04 @Dallas L 54-58	Spokane Shock 1-0	
5/27/06 San Jose W 62-48	4/6/04 @Dallas L 64-67	3/11/11 Spokane W 76-48	
4/2/06 San Jose W 61-49	6/29/02 @Dallas W 58-41	Tampa Bay Storm 8-6	
2/12/06 @ Arizona W 58-50	5/25/02 San Jose W 77-54	6/14/08 San Jose W 73-70	
5/14/05 @ Arizona L 44-54	Georgia Force 6-2	3/31/07 San Jose W 69-49	
4/3/05 San Jose W 48-27	6/21/08 San Jose W 68-62	4/7/06 @Tampa Bay W 52-43	
6/27/04 @ Arizona W AB69-62	3/24/07 @Georgia L 62-64	1/30/05 @Tampa Bay L 33-63	
5/30/04 San Jose L 43-50	3/17/06 San Jose W 56-55	6/5/04 San Jose W 56-52	
5/9/04 @ Arizona L 41-58	5/21/05 San Jose W 54-48	4/4/04 @Tampa Bay W 62-55	
6/8/03 San Jose L 49-66	4/25/04 @Georgia W 63-34	5/11/03 @Tampa Bay W 47-34	
3/23/03 San Jose W 59-58	5/31/03 San Jose W 69-48	8/3/02 San Jose W 55-48	
2/2/03 @ Arizona W 49-28	2/16/03 @Georgia L 49-51	4/27/02 @Tampa Bay W 61-54	
8/18/02 San Jose W AB52-14	5/4/02 San Jose W 59-53	7/24/99 San Jose L 48-52	
7/12/02 @ Arizona L 52-59	Iowa Barnstormers 3-3	8/8/98 @Tampa Bay L 46-65	
4/20/02 San Jose W 52-51	4/1/11 San Jose L 76-69	5/1/98 San Jose L 23-45	
8/4/01 San Jose W 68-49	5/6/00 @Iowa W 54-52	8/2/97 San Jose L 34-58	
7/6/01 @ Arizona W 73-63	5/29/99 San Jose L 30-34	6/1/96 @Tampa Bay L 22-36	
4/21/01 San Jose W 48-37	7/11/98 San Jose L 41-44	Tulsa Talons 0-0	
6/1/00 @ Arizona W 55-34	6/14/97 @Iowa W 37-31	No Games Played	
4/29/00 San Jose L 42-51	6/24/25 @Iowa W 33-17	Utah Blaze 6-1	
6/12/99 @ Arizona L 37-75	Jacksonville Sharks 0-0	4/8/11 San Jose W 75-55	
5/15/99 San Jose W 54-50	No Games Played		
6/6/98 @ Arizona L 26-48	Kansas City Command 1-0	5/17/08 San Jose W 74-64	
5/9/98 San Jose L 43-62	3/18/11 San Jose W 60-57	4/18/08 @Utah W 61-40	
6/9/97 San Jose L 22-59	3/29/08 @Kansas City W 44-36	6/9/07 @Utah W 70-49	
5/24/97 @ Arizona L 50-59	Milwaukee Iron 0-0	4/28/07 San Jose W 69-48	
8/2/96 San Jose W 30-29	No Games Played		
5/4/96 @ Arizona L 59-61	New Orleans VooDoo 1-3	3/4/06 @Utah W 65-50	
8/6/95 San Jose L 40-41	4/5/08 @New Orleans L 43-72	1/28/06 San Jose L 35-48	
5/12/95 San Jose L 37-43	4/13/07 @New Orleans L 54-67	*Cleveland moved from Las Vegas following 2007 season.	
Chicago Rush 5-6	2/13/05 @New Orleans L 61-62	*Dallas Desparados named Dallas Vigilantes in 2010	
3/25/11 @ Chicago L 41-54	5/1/04 San Jose W 68-34	*Playoff Game	
3/3/08 @ Chicago L 47-70	Orlando Predators 6-3	*Overtime Game	
7/14/07 San Jose W 61-49	5/3/08 @Orlando L 35-61	*ArenaBowl Game	
3/9/07 @ Chicago L 45-48	6/1/07 San Jose W 59-52		
6/3/06 San Jose L 56-59	3/6/05 @Orlando W 57-38		
2/26/06 @ Chicago L 48-54	8/10/02 San Jose W 52-40		
4/10/05 @ Chicago L 39-55	5/17/02 @Orlando W 77-45		
6/12/04 San Jose W 49-35	5/26/01 San Jose L 35-59		
4/16/04 San Jose W 51-43	5/24/96 San Jose W 42-25		
3/9/03 @ Chicago W 71-49	8/13/95 San Jose L 37-55		
2/22/03 San Jose W 74-68	7/22/95 San Jose W 54-27		
Cleveland Gladiators* 7-2	Philadelphia Soul 0-0		
6/25/07 @Las Vegas W 73-46	7/27/08 @New Orleans L AB56-59		
5/12/07 San Jose W 61-34	4/12/08 San Jose L 57-58		
4/14/06 San Jose W 69-59			
2/6/06 @Las Vegas L 48-51			
3/28/05 @Las Vegas W 81-75			
2/5/05 San Jose W 66-31			
5/16/04 @Las Vegas L 35-44			
3/20/04 San Jose W 79-62			





1995 STATISTICS

Table with columns: DATE, OPPONENT, RESULT, YDS, ATT. Rows include Arizona (OT), Las Vegas, Memphis, Miami, Las Vegas, Milwaukee, Iowa, Charlotte, Orlando, Connecticut, and Arizona.

AFL PLAYOFFS

8/13 ORLANDO L, 37-55 13,471

TEAM STATS SABERCATS OPP

SCORING 524 412

Points Per Game 43.7 34.3

FIRST DOWNS 157 137

Rushing 24 19

Passing 123 94

Penalty 10 24

RUSHING YARDAGE 393 277

Rushing Attempts 128 113

Average/Game 32.8 23.1

PASSING YARDAGE 2618 2226

Att.-Comp. 387-232 407-211

Intercepted 12 21

Average/Game 218.2 185.5

TOTAL OFFENSE 3011 2503

Total Plays 524 533

Average/Game 250.9 208.6

KICKOFF RETURNS 46-737 68-1132

MFG RETURNS 15-248 9-82

INT RETURNS 21-349 12-110

FUMBLES-LOST 26-13 29-13

PENALTIES-YARDS 97-481 84-348

TIME OF POSSESSION 27:25 28:25

3RD DOWN EFF. 27/78 28/86

3rd Down Pct. 35% 33%

4TH DOWN EFF. 3/4 0/3

4th Down Pct. 75% 0%

SACKS-YARDS 13-110 9-52

TOUCHDOWNS 73 55

SCORE BY QTR 1 2 3 4 QI TOI

SABERCATS 95 153 128 148 0 524

OPPONENTS 96 136 56 118 6 412

RUSHING ATT YDS AVG TD LG

Petithomme 38 159 4.2 5 20

Chachere 26 102 3.9 4 16

Calvin 25 70 2.8 1 11

Kimborough 12 14 1.2 2 8

Cox 3 13 4.3 0 6

Dixon 5 11 2.2 2 4

Howard 5 11 2.2 1 5

Lowery 3 6 2.0 0 5

Franklin 2 4 2.0 0 4

Rogers 6 4 0.7 3 2

Pawlowski 1 2 2.0 1 2

Jennings 1 1 1.0 0 1

Wood 1 -4 -4.0 0 -4

SABERCATS 128 393 3.1 19 20

OPPONENTS 113 277 2.5 18 41

RECEIVING NO YDS AVG TD LG. Rows include Dixon, Howard, Field, Reese, Jennings, Rogers, Petithomme, Ellis, Wray, Barber, Chachere, Shaw, Calvin, Cox, Costar, Williams.

KO RETURNS NO YDS AVG TD LG. Rows include Dixon, Reese, Howard, Jennings, Barber, Rogers.

MFG RETURNS NO YDS AVG TD LG. Rows include Dixon, Jennings, Reese, Barber, Wray.

SABERCATS 15 248 16.5 0 41. Rows include OPPONENTS 9 82 9.1 0 19.

SCORING ID FG PAT 2PT S PTS. Rows include Dixon, Petithomme, Howard, Mills, Field, Rogers, Reese, Chachere, Barber, Kimbrough, Jennings, Cheevers, Perez, Calvin, Pawlowski, Ellis, McGuirk, TEAM.

SABERCATS 73 11 43/55 4 1 524. Rows include OPPONENTS 55 10 46/49 1 2 412.

FIELD GOALS 1-19 20-29 30-39 40-49 50+. Rows include Mills, Cheevers, Perez.

SABERCATS 0/1 4/7 4/8 3/9 0/9. Rows include OPPONENTS 0/0 7/10 1/5 2/10/13.

Cheevers (2/11): (37G, 61R) (40N, 61N, 30N) (45R, 24G, 35N, 50R, 55N, 45N). Perez (1/4): (28N, 35G,) (58B, 35R). Mills (8/19): (60N, 40G, 25R, 24G, 51B) (21G, 20N, 23G, 32R, 42N) (18N) (45G, 40G, 50N) (57R, 40N) (43G) (34G, 33G).

OPPONENTS (10/38): (51R, 25G, 24G, 45N, 25G) (53N, 57R) (49R, 62N, 53N, 52R) (22G, 35G, 49N, 26G, 65R) (49N, 24R, 38R) (34R, 62R) (46G, 48N, 45N, 39N) (64R, 36N) (28N, 45R) (61N, 20G, 58N, 20G, 63R) (40G, 60R) (25N, 48R).

INTERCEPTIONS NO YDS AVG TD LG. Rows include McGuirk, Field, Wray, Howard, Rogers, Reese, Petithomme, Pollard, Barber.

SABERCATS 21 349 16.6 4 43. Rows include OPPONENTS 12 110 8.5 3 16.

DEFENSE I S A SK PD FF ER. Rows include McGuirk, Barber, Rogers, Wray, D. Pollard, Howard, Brown, Field, Petithomme, Chachere, Ellis, Costar, Jones, Richards, Cox, Calvin, Franklin, G.Williams, Reese, Jennings, Baus, Shaw, Kimbrough, Miller, Campbell, Mills, Sila, TEAM.

SABERCATS 00.5 297 103 13.0 52 12 13

PASSING GP/GS CMP ATT YDS PCI TD INT LG YDS/GM RATE. Rows include Kimbrough, Wood, Lowery, Petithomme (FB/LB), TEAM, SABERCATS, OPPONENTS.

HISTORY



1997 STATISTICS

Table with columns: DATE, OPPONENT, RESULT, ATT. Rows include games against Nashville, Anaheim, Albany, Arizona, Texas, ARIZONA, Iowa (OT), PORTLAND, NEW JERSEY, Anaheim, New Jersey, FLORIDA, Portland, and TAMPA BAY.

AFL PLAYOFFS

8/8 at Iowa L, 59-68, 10,381

TEAM STATS and SCORING section including SABCRCATS and OPPONENTS with columns for YDS, AVG, ID, LG.

SCORE BY QTR table with columns Q1, Q2, Q3, Q4, OT, TOT.

RUSHING table with columns ATT, YDS, AVG, ID, LG for players like Chacere, Nelson, Kaleo, etc.

RECEIVING table with columns NO, YDS, AVG, ID, LG for players like Dixon, Culpepper, Papin, etc.

SABCRCATS and OPPONENTS summary rows for RECEIVING.

KO RETURNS table with columns NO, YDS, AVG, ID, LG for players like Dixon, Papin, etc.

SABCRCATS and OPPONENTS summary rows for KO RETURNS.

MEG RETURNS table with columns NO, YDS, AVG, ID, LG for players like Dixon, Papin, etc.

SABCRCATS and OPPONENTS summary rows for MEG RETURNS.

SCORING table with columns ID, FG, PAT, 2PT, \$, PHS for players like Papin, Dixon, etc.

SABCRCATS and OPPONENTS summary rows for SCORING.

FIELD GOALS table with columns 1-19, 20-29, 30-39, 40-49, 50+ for players like Stoyanovich, Winters, etc.

SABCRCATS and OPPONENTS summary rows for FIELD GOALS.

Abrams (0/2), Winters (5/18), Belden (1/11), Stoyanovich (47G), OPPONENTS (22/48) statistics.

INTERCEPTIONS table with columns NO, YDS, AVG, ID, LG for players like Currie, Cooper, etc.

SABCRCATS and OPPONENTS summary rows for INTERCEPTIONS.

DEFENSE table with columns I, \$, A, SK, PD, FF, ER for players like McGuirk, Currie, Thomas, etc.

SABCRCATS 390.5 291 199 17.0 49 6 11

PASSING table with columns GP/GS, CMP, ATT, YDS, PCI, ID, INT, LG, YDS/GM, RATE for players like Wood, Kaleo, Morris, etc.

HISTORY



1998 STATISTICS

DATE	OPPONENT	RESULT	ATT.
5/1	TAMPA BAY	L, 23-45	14,028
5/9	ARIZONA	L, 43-62	14,299
5/16	at Albany	L, 30-56	10,140
5/23	GRAND RAPIDS	W, 49-20	13,773
5/30	NASHVILLE	W, 49-41	14,300
6/6	at Arizona	L, 26-48	15,838
6/14	at New Jersey	W, 51-33	9,136
6/19	PORTLAND	W, 48-44	14,576
6/26	at Milwaukee	W, 76-40	N/A
7/3	at Portland	W, 68-45	10,392
7/11	IOWA	L, 41-44	15,036
7/17	ALBANY	L, 53-56	14,799
7/25	at New York	L, 37-54	5,507
7/31	at Houston	W, 65-55	9,734

AFL PLAYOFFS

8/8	at Tampa Bay	L, 46-65	11,001
-----	--------------	----------	--------

TEAM STATS	SABERCATS	OPP
SCORING	659	643
Points Per Game	47.1	45.9
FIRST DOWNS	201	202
Rushing	15	16
Passing	165	161
Penalty	21	25
RUSHING YARDAGE	336	280
Rushing Attempts	117	99
Average/Game	24.0	20.0
PASSING YARDAGE	3521	3359
Att.-Comp.	459-254	501-285
Intercepted	15	26
Average/Game	251.5	239.9
TOTAL OFFENSE	3857	3639
Total Plays	592	613
Average/Game	275.5	259.9
KICKOFF RETURNS	76-1678	91-1519
MFG RETURNS	12-206	12-237
INT RETURNS	26-141	15-62
FUMBLES-LOST	27-11	26-15
PENALTIES-YARDS	124-685	97-455
TIME OF POSSESSION	27:37	32:47
3RD DOWN EFF.	41/99	44/95
3rd Down Pct.	41%	46%
4TH DOWN EFF.	4/13	10/20
4th Down Pct.	31%	50%
SACKS-YARDS	14-75	16-76
TOUCHDOWNS	88	89

SCORE BY QTR	1	2	3	4	OT	TOI
SABERCATS	140	212	155	152	0	659
OPPONENTS	127	224	127	165	0	643

RUSHING	ATT	YDS	AVG	ID	LG
Maslowski	33	149	4.5	7	23
Papin	39	100	2.6	9	10
M.Jones	18	46	2.5	4	8
Nelson	14	43	3.1	1	8
Baker	2	4	2.0	0	5
Brown	1	3	3.0	0	3
Martin	2	1	0.5	0	1
Morris	1	-5	-5.0	0	-5
Lopez	7	-5	-0.7	0	-
SABERCATS	117	336	2.9	21	23
OPPONENTS	99	280	2.8	16	34

RECEIVING	NO	YDS	AVG	ID	LG
Papin	84	1256	14.9	19	47
Baker	58	815	14.0	16	48
Phillips	26	379	14.6	6	31
Gary	24	337	14.0	6	46
Peace	20	241	12.0	3	25
West	12	186	15.5	2	37
Maslowski	10	86	8.6	9	20
Hernandez	5	92	18.4	2	38
M.Jones	5	62	12.4	1	29
Luster	3	60	20.0	2	23
Nelson	2	30	15.0	0	16
Browning	2	29	14.5	1	21
T.Jones	2	18	9.0	0	9
Brown	1	6	6.0	0	6
SABERCATS	254	3597	14.2	58	48
OPPONENTS	285	3434	12.0	62	45

KO RETURNS	NO	YDS	AVG	ID	LG
Papin	72	1632	22.7	4	57
Peace	2	17	8.5	0	17
Gary	2	4	2.0	0	3
Baker	1	22	22.0	0	22
West	1	3	3.0	0	3
SABERCATS	78	1678	21.5	4	57
OPPONENTS	91	1519	16.7	5	57

MFG RETURNS	NO	YDS	AVG	ID	LG
Papin	11	202	18.4	0	33
West	1	4	4.0	0	4
SABERCATS	12	206	17.2	0	33
OPPONENTS	12	237	19.8	1	56

SCORING	ID	FG	PAT	2PT	S	PIS
Papin	32	0/0	0/0	1	0	194
Stoyanovich	0	17/45	74/85	0	1	125
Baker	17	0/0	0/0	0	0	102
Gary	8	0/0	0/0	0	0	48
Maslowski	7	0/0	0/0	0	0	42
Phillips	6	0/0	0/0	0	0	36
M.Jones	5	0/0	0/0	0	0	30
Peace	3	0/0	0/0	0	0	18
Luster	2	0/0	0/0	0	0	12
West	2	0/0	0/0	0	0	12
Hernandez	2	0/0	0/0	0	0	12
Nelson	1	0/0	0/0	0	1	8
Pouilvaati	1	0/0	0/0	0	0	6
T.Jones	1	0/0	0/0	0	0	6
Browning	1	0/0	0/0	0	0	6
Keneley	0	0/0	0/0	0	1	2
SABERCATS	88	17/45	74/85	1	2	659
OPPONENTS	89	10/31	77/87	0	4	649

FIELD GOALS	1-19	20-29	30-39	40-49	50+
Stoyanovich	2/3	8/14	3/9	2/5	2/14
SABERCATS	2/3	8/14	3/9	2/5	2/14
OPPONENTS	0/0	6/8	4/5	0/5	0/13

Stoyanovich (17/45): (61R, 54N, 21G, 51R, 32G, 39G) (28G, 54R, 45N) (27G, 26N, 40R, 41G, 26G) (27N, 32N, 49R, 16R) (56G) (51G, 22N, 25N, 40G) (54N, 24G, 38N) (53R, 50R) (20N, 60R, 38R) (22G, 21G, 26N) (53N, 39G, 27N, 39N) (18G, 30N, 66R, 55B) (60R, 28G) (19G).
OPPONENTS (10/31): (33N, 44R) (24N) (20G, 36G) (23G, 33G, 55R, 59R, 64N, 54N) (24N, 41R) (37G, 21G, 63R) (57N, 60R) (53R, 56R, 58N) (-) (34G) (54R, 58R, 41N, 28G) (52R) (46R, 47N, 26G, 22G) (-).

PASSING	GP/GS	CMP	ATT	YDS	PCI	ID	INT	LG	YDS/GM.	RAI%
Lopez	12/11	200	352	2769	56.8	47	8	48	230.8	106.1
Brown	6/1	31	56	454	55.4	6	2	45	75.7	93.9
Morris	2/2	17	38	255	44.7	3	2	47	127.5	65.1
Martin	2/0	6	13	119	46.2	2	3	35	59.5	77.6
TEAM	-	-	-76	-	-	-	-	-	-	-
SABERCATS	14	254	459	3521	55.3	58	15	48	251.5	98.1
OPPONENTS	14	285	501	3359	56.9	62	26	45	239.9	86.7

1999 STATISTICS

DATE	OPPONENT	RESULT	ATT.
4/24	at Grand Rapids	W, 54-53	10,097
4/30	at Florida	L, 56-78	4,370
5/8	PORTLAND	W, 79-51	14,795
5/15	ARIZONA	W, 54-50	13,782
5/24	at Milwaukee	W, 52-45	12,781
5/29	IOWA	L, 30-34	14,019
6/5	at Portland	L, 38-39	7,210
6/12	at Arizona	L, 37-75	16,303
6/19	FLORIDA	W, 58-50	13,008
6/25	at Houston	L, 57-61	3,014
7/9	BUFFALO	W, 52-46	13,406
7/16	at Nashville	L, 45-56	14,123
7/24	TAMPA BAY	L, 48-52	14,128
7/31	MILWAUKEE	L, 52-56	15,108

TEAM STATS	SABERCATS	OPP
SCORING	712	746
Points Per Game	50.9	53.3
FIRST DOWNS	211	229
Rushing	30	31
Passing	146	158
Penalty	35	40
RUSHING YARDAGE	425	406
Rushing Attempts	168	116
Average/Game	30.4	29.0
PASSING YARDAGE	3132	3482
Att.-Comp.	469-253	482-271
Intercepted	16	11
Average/Game	223.7	248.7
TOTAL OFFENSE	3557	3888
Total Plays	650	606
Average/Game	254.1	277.7
KICKOFF RETURNS	86-1680	86-1610
MFG RETURNS	17-415	15-243
INT RETURNS	11-90	16-163
FUMBLES-LOST	24-15	18-11
PENALTIES-YARDS	127-584	106-480
TIME OF POSSESSION	31:18	28:51
3RD DOWN EFF.	56/114	36/91
3rd Down Pct.	49%	40%
4TH DOWN EFF.	5/14	10/15
4th Down Pct.	36%	67%
SACKS-YARDS	8-54	13-80
TOUCHDOWNS	94	103

SCORE BY QTR	1	2	3	4	OT	TOI
SABERCATS	113	244	164	191	0	712
OPPONENTS	162	207	162	215	0	746

RUSHING	ATT	YDS	AVG	TD	LG
M.Jones	35	140	4.0	3	28
Papin	48	107	2.2	13	15
Chachere	37	93	2.5	12	18
Petithomme	15	27	1.8	4	7
Wood	21	26	1.2	4	9
Grieb	3	14	4.7	0	8
Nelson	4	11	2.7	0	7
Chilcote	5	7	1.4	0	3
SABERCATS	168	425	2.5	36	28
OPPONENTS	116	406	3.5	27	25

RECEIVING	NO	YDS	AVG	TD	LG
Papin	91	1031	11.3	12	48
Baker	74	1156	15.6	22	45
Reese	36	475	13.2	8	49
Gary	20	247	12.3	2	32
Chachere	8	115	14.4	2	31
Peace	8	61	7.6	0	24
Petithomme	5	31	6.2	0	11
M.Jones	3	20	6.7	0	10
Green	2	16	8.0	0	13
Chilcote	2	12	6.0	0	6
Hernandez	1	21	21.0	1	21
Butler	1	12	12.0	1	12
Rice	1	9	9.0	0	9
Nelson	1	6	6.0	0	6
SABERCATS	253	3212	12.7	48	49
OPPONENTS	271	3536	13.0	66	49

KO RETURNS	NO	YDS	AVG	TD	LG
Papin	74	1601	21.6	6	57
Green	6	49	8.2	0	16
Rice	1	12	12.0	0	12
Peace	1	6	6.0	0	6
T.Jones	1	6	6.0	0	6
Reese	1	5	5.0	0	5
Robinson	1	1	1.0	0	1
Butler	1	0	0.0	0	0
SABERCATS	86	1680	19.5	6	57
OPPONENTS	86	1610	18.7	5	56

MFG RETURNS	NO	YDS	AVG	TD	LG
Papin	13	396	30.5	1	58
Reese	1	10	10.0	0	10
Green	1	7	7.0	0	7
T.Jones	1	2	2.0	0	2
Peace	1	0	0.0	0	0
SABERCATS	17	415	24.4	1	58
OPPONENTS	15	243	16.2	0	33

SCORING	ID	FG	PAI	2PT	S	PIS
Papin	32	0/0	0/0	0	0	192
Huerta	0	18/37	88/90	0	0	142
Baker	23	0/0	0/0	1	0	140
Chachere	14	0/0	0/0	0	0	84
Reese	8	0/0	0/0	0	0	48
Wood	4	0/0	0/0	0	0	24
Petithomme	4	0/0	0/0	0	0	24
M.Jones	3	0/0	0/0	0	0	18
Gary	2	0/0	0/0	0	0	12
Hernandez	1	0/0	0/0	0	1	8
Butler	1	0/0	0/0	0	0	6
Luster	1	0/0	0/0	0	0	6
Macfarlane	1	0/0	0/0	0	0	6
Robinson	0	0/0	0/0	0	1	2
SABERCATS	94	18	88/90	1	2	1212
OPPONENTS	103	13	79/92	4	1	746

FIELD GOALS	1-19	20-29	30-39	40-49	50+
Huerta	1/1	5/6	8/12	2/6	2/12
SABERCATS	0/0	7/11	2/6	3/20	1/9
OPPONENTS	1/1	4/4	6/10	5/8	2/19

Abrams (18/37): (54R, 47N, 36G) (51R, 55R, 27R) (46R) (61R, 48G, 36G 32G, 55N, 58N, 35G) (17G, 45R, 40G, 21G) (32G, 25G, 29G) (38R, 58R, 24G, 37R) (50G, 42R) (51G, 53N) (36G, 55R) (32G) (31R, 25G, 39R) (-) (50R, 30G).

OPPONENTS (13/37): (19G, 44G0 (25R) (61R, 19G, 56R) (52N, 49N, 60R) (21G, 32N, 42R, 49R) (25N) (53R, 21G, 62R, 50G) (26R, 58R) (-) (47N, 47N) (49R, 26G, 46R, 24G) (43G, 46G, 30G, 59R) (45N, 28R, 35G, 51R) (53R, 25G, 27R).

INTERCEPTIONS	NO	YDS	AVG	TD	LG
T. Jones	3	8	2.7	0	8
Green	2	4	2.0	0	3
Williams	1	31	31.0	0	31
Peace	1	21	21.0	0	21
Luster	1	10	10.0	1	10
Gary	1	10	10.0	0	10
Baker	1	6	6.0	0	6
Reese	1	0	0.0	0	0
SABERCATS	11	90	8.2	1	31
OPPONENTS	16	163	10.2	2	45

DEFENSE	I	S	A	SK	PD	FE	FR
T. Jones	57.5	52	11	0.0	14	0	0
Green	41.5	36	11	0.0	9	1	0
Williams	39.5	35	9	0.0	8	0	0
Baker	35.0	23	24	0.0	3	0	1
Peace	23.5	21	5	0.0	5	0	0
Chachere	18.0	14	8	0.0	3	1	3
Reese	17.5	13	9	0.0	5	1	1
Currie	12.5	9	7	0.0	6	0	0
Gary	12.0	11	2	0.0	0	0	0
Hernandez	12.0	10	4	5.0	2	2	1
M.Jones	11.5	8	7	0.0	1	0	0
Pouliavaati	11.5	8	7	0.0	2	1	1
Luster	10.0	6	8	0.0	1	0	1
Butler	9.0	7	4	0.0	0	0	0
Talanoa	8.5	4	9	2.0	1	1	0
Robinson	7.5	6	3	1.0	2	0	0
Macfarlane	7.0	6	2	0.0	0	0	1
Nelson	7.5	3	8	0.0	0	1	0
Rice	6.0	6	0	0.0	1	0	0
Petithomme	5.5	4	3	0.0	0	0	0
Huerta	4.0	3	2	0.0	0	0	1
Lewis	3.0	2	2	0.0	0	0	0
Papin	2.0	2	0	0.0	0	0	0
Bradley	1.0	1	0	0.0	0	0	0
Black	1.0	0	2	0.0	0	0	0
Chilcote	1.0	1	0	0.0	0	0	0
Grieb	0.5	0	1	0.0	0	0	0
SABERCATS	365	291	148	8.0	63	8	10

PASSING	GP/GS	CMP	ATT	YDS	PCI	TD	INT	LG	YDS/GM.	RATE
Wood	13/13	235	422	3069	55.7%	45	15	49	236.1	90.6
Grieb	12/11	17	45	135	37.8%	2	0	17	33.8	57.2
Papin (OS)	14	1	1	8	100.0%	1	0	8	0.6	139.8
Huerta (K)	14	0	1	0	0.0%	0	1	0	0.0	0.0
TEAM	-	-	-	-80	-	-	-	-	-	-
SABERCATS	14	253	469	3132	53.9	48	16	49	223.7	86.2
OPPONENTS	14	271	482	3482	56.2	66	11	49	248.7	103.8



2000 STATISTICS

DATE	OPPONENT	RESULT	ATT.
4/15	HOUSTON	W, 54-14	14,509
4/21	at Oklahoma	L, 64-68	8,995
4/29	ARIZONA	L, 42-51	13,409
5/6	at Iowa	W, 54-52	10,201
5/12	OKLAHOMA	W, 37-30	13,063
5/19	at Buffalo	W, 61-35	5,486
5/27	LOS ANGELES	W, 78-25	14,063
6/1	at Arizona	W, 55-34	13,369
6/9	NEW ENGLAND	W, 85-76	12,583
6/17	GRAND RAPIDS	W, 68-45	12,306
6/22	at Milwaukee	W, 63-60	11,701
6/29	at Grand Rapids	W, 52-32	7,917
7/8	at Los Angeles	W, 75-72	13,034
7/22	BUFFALO	W, 83-54	15,604

AFL PLAYOFFS

8/4	OKLAHOMA	W, 63-40	13,306
8/12	NASHVILLE	L, 42-51	13,663

TEAM STATS	SABERCATS	OPP
SCORING	871	648
Points Per Game	62.2	46.3
FIRST DOWNS	232	239
Rushing	18	9
Passing	174	163
Penalty	40	67
RUSHING YARDAGE	347	143
Rushing Attempts	139	90
Average/Game	24.8	10.2
PASSING YARDAGE	3545	3407
Att.-Comp.	399-254	505-265
Intercepted	4	14
Average/Game	253.2	243.4
TOTAL OFFENSE	3892	3550
Total Plays	545	626
Average/Game	278.0	253.6
KICKOFF RETURNS	84-1760	102-2029
MFG RETURNS	13-238	6-121
INT RETURNS	14-153	4-23
FUMBLES-LOST	15-9	31-18
PENALTIES-YARDS	153-814	127-630
TIME OF POSSESSION	27:34	32:28
3RD DOWN EFF.	32/72	38/105
3rd Down Pct.	44%	36%
4TH DOWN EFF.	3/7	11/26
4th Down Pct.	43%	42%
SACKS-YARDS	31-173	6-44
TOUCHDOWNS	119	87

SCORE BY QTR	1	2	3	4	OT	TOT
SABERCATS	208	261	192	210	0	871
OPPONENTS	97	203	145	203	0	648

RUSHING	ATT	YDS	AVG	ID	LG
Dozier	38	107	2.8	5	11
M.Jones	27	83	3.1	5	11
Papin	27	59	2.2	11	32
Chachere	25	54	2.2	8	11
Grieb	12	40	3.3	2	12
Wagner	8	12	1.5	3	5
Dutton	2	-8	-4.0	0	3
SABERCATS	139	347	2.5	34	32
OPPONENTS	90	143	1.6	15	21

RECEIVING	NO	YDS	AVG	ID	LG
Papin	89	1221	13.7	23	45
Wagner	58	741	12.8	12	47
Reese	55	919	16.7	22	39
Roe	22	282	12.8	10	28
Baker	15	252	16.8	6	14
Smith	5	48	9.6	0	45
Chachere	4	38	9.5	0	20
Dozier	2	19	9.5	0	13
M.Jones	2	17	8.5	0	12
T.Jones	1	30	30.0	1	30
Talanoa	1	17	17.0	0	17
SABERCATS	241	3021	12.5	45	46
OPPONENTS	292	3158	10.8	45	45

KO RETURNS	NO	YDS	AVG	ID	LG
Papin	65	1479	22.7	3	57
Wagner	15	267	17.8	1	46
Roe	1	14	14.0	0	14
Smith	1	0	0.0	0	0
Baker	1	0	0.0	0	0
Yarnell	1	0	0.0	0	0
SABERCATS	84	1760	20.9	4	57
OPPONENTS	102	2029	19.9	7	57

MFG RETURNS	NO	YDS	AVG	ID	LG
Papin	9	198	22.0	1	33
Wagner	2	14	7.0	0	14
T.Jones	1	15	15.0	0	15
Reese	1	11	11.0	0	11
SABERCATS	13	238	18.3	1	33
OPPONENTS	6	121	20.2	0	32

SCORING	ID	FG	PAT	2PT	S	PIS
Papin	38	0/0	0/0	0	0	228
Reese	22	0/0	0/0	1	0	134
Wagner	17	0/0	0/0	0	0	102
Sailer	0	9/18	73/78	0	0	100
Roe	12	0/0	0/0	0	0	72
Chachere	8	0/0	0/0	0	0	48
Huerta	0	4/7	31/33	0	0	43
Dozier	7	0/0	0/0	0	0	42
Baker	6	0/0	0/0	0	0	36
M.Jones	5	0/0	0/0	2	0	34
Grieb	2	0/0	0/0	0	0	12
Ulufale	1	0/0	0/0	0	0	6
T.Jones	1	0/0	0/0	0	0	6
Hernandez	0	0/0	0/0	0	2	4
TEAM	0	0/0	0/0	0	0	4
Goldstein	0	0/0	0/4	0	0	0
SABERCATS	119	13/26	104/115	3	2	871
OPPONENTS	87	17/32	65/73	5	0	648

FIELD GOALS	1-19	20-29	30-39	40-49	50+
Sailer	4/4	2/3	1/3	2/4	0/4
Huerta	1/1	1/1	0/0	2/2	0/3
Goldstein	0/0	0/0	0/1	0/0	0/0
SABERCATS	5/5	3/4	1/4	4/6	0/7
OPPONENTS	1/1	10/12	2/3	3/5	1/11

Huerta (4/7): (41G, 19G) (62N, 26G, 48G, 52R) (54N) **Goldstein (0/1):** (34N). **Sailer (9/18):** (31R, 28N, 60R, 17G) (20G) (-) (44R, 18G, 48G, 60R) (19G, 33B, 32G) (-) (43R, 50N) (18G) (45G, 62B, 25G) (-). **OPPONENTS (22/48):** (54R, 60R, 54R, 59R) (-) (26G) (42R, 22G) (52R, 46G) (23R, 64R) (43R, 36G) (21G, 20G, 33R) (51R, 56R, 42G) (29G, 25G, 52R) (23G, 27R, 56N) (51G, 33G) (20G) (25G, 22G, 19G, 47G).

PASSING	GP/GS	CMP	ATT	YDS	PCI	ID	INT	LG	YDS/GM.	RATE
Grieb	14/13	216	336	3095	64.3	62	3	47	221.1	129.9
Dutton	3/1	28	46	369	60.9	9	0	40	123.0	125.8
Wood	3/0	10	17	120	58.8	3	1	25	40.0	95.6
TEAM	14	-	-	-39	-	-	-	-	-	-
SABERCATS	14	254	399	3545	63.7	74	4	47	253.2	127.6
OPPONENTS	14	265	505	3407	52.5	64	14	45	243.4	94.1

2001 STATISTICS

DATE	OPPONENT	RESULT	ATT.
4/14	LOS ANGELES	W, 50-32	13,803
4/21	ARIZONA	W, 48-37	14,163
4/28	at Houston	W, 62-57	4,553
5/5	OKLAHOMA	W, 73-17	13,417
5/12	at New York	L, 58-62	8,783
5/18	at Milwaukee	W, 69-55	10,082
5/26	ORLANDO	L, 35-59	14,366
6/2	at Los Angeles	L, 44-47	6,784
6/16	NASHVILLE	W, 58-57	14,001
6/24	at Oklahoma	W, 60-41	7,173
6/30	FLORIDA	W, 56-55	13,987
7/6	at Arizona	W, 73-63	12,165
7/15	at Indiana	L, 63-66	11,921
7/21	HOUSTON	W, 80-27	15,276

AFL PLAYOFFS

8/4	ARIZONA	W, 68-49	13,078
8/11	at Nashville	L, 47-71	11,208

TEAM STATS	SABERCATS	OPP
SCORING	831	673
Points Per Game	59.4	48.1
FIRST DOWNS	238	253
Rushing	28	18
Passing	181	180
Penalty	29	55
RUSHING YARDAGE	409	176
Rushing Attempts	133	88
Average/Game	29.2	12.6
PASSING YARDAGE	4099	3520
Att.-Comp.	443-285	543-313
Intercepted	11	19
Average/Game	292.8	251.4
TOTAL OFFENSE	4508	3696
Total Plays	586	649
Average/Game	322.0	264.0
KICKOFF RETURNS	89-1566	95-1852
MFG RETURNS	12-198	13-195
INT RETURNS	19-181	11-110
FUMBLES-LOST	13-7	19-7
PENALTIES-YARDS	143-845	104-597
TIME OF POSSESSION	28:18	32:18
3RD DOWN EFF.	36/74	33/94
3rd Down Pct.	49%	35%
4TH DOWN EFF.	7/13	8/20
4th Down Pct.	54%	40%
SACKS-YARDS	18-104	10-49
TOUCHDOWNS	116	90

SCORE BY QTR	1	2	3	4	OI	TOI
SABERCATS	178	221	187	231	14	831
OPPONENTS	145	205	116	195	12	673

RUSHING	ATT	YDS	AVG	TD	LG
Dozier	45	188	4.2	10	24
McMillen	31	123	4.0	7	30
M.Jones	19	42	2.2	3	11
Papin	12	28	2.3	3	20
Grieb	6	24	4.0	0	11
Roe	1	11	11.0	0	11
Wagner	12	9	0.7	7	5
Dutton	7	-16	-2.3	0	8
SABERCATS	133	409	3.1	30	30
OPPONENTS	88	176	2.0	13	23

RECEIVING	NO	YDS	AVG	TD	LG
Roe	78	1232	15.8	28	47
Wagner	58	745	12.8	14	45
Hundon	45	720	16.0	15	44
Baker	35	456	13.0	5	44
Reese	27	479	17.7	13	45
Papin	25	292	11.7	4	41
Smith	9	127	14.1	0	36
McMillen	5	83	16.6	0	27
M.Jones	1	17	17.0	0	17
Taylor	1	4	4.0	0	4
Ulufale	1	-7	-7.0	0	0
SABERCATS	285	4148	14.5	79	47
OPPONENTS	313	3627	11.6	72	45

KO RETURNS	NO	YDS	AVG	TD	LG
Wagner	49	914	18.6	0	51
Papin	29	595	20.5	1	55
Smith	4	44	11.0	0	13
Roe	3	11	3.7	0	10
Jacobs	2	0	0.0	0	0
Hundon	1	2	2.0	0	2
Baker	1	0	0.0	0	0
SABERCATS	89	1566	17.6	1	55
OPPONENTS	95	1852	19.5	3	56

MFG RETURNS	NO	YDS	AVG	TD	LG
Wagner	7	144	20.6	1	52
Smith	5	58	11.6	0	27
Papin	3	4	1.3	0	4
SABERCATS	12	198	16.5	0	39
OPPONENTS	13	195	15.0	1	52

SCORING	ID	FG	PAI	2PT	S	PIS
Roe	30	0/0	0/0	0	0	180
Wagner	22	0/1	0/1	2	1	138
Hundon	15	0/0	0/0	0	0	90
Reese	14	0/0	0/0	0	0	84
Wells	0	3/14	62/67	0	0	71
Dozier	10	0/0	0/0	0	0	60
McMillen	8	0/0	0/0	1	50	50
Papin	8	0/0	0/0	0	0	48
Baker	5	0/0	0/0	1	32	32
Huerta	0	1/5	20/20	0	0	23
Alcorn	0	1/2	18/20	0	0	21
M.Jones	3	0/0	0/0	0	0	18
Smith	1	0/0	0/0	1	0	2
Ulufale	0	0/0	0/0	0	1	2
Grieb	0	0/0	0/0	1	0	2
Poullivaati	0	0/0	0/0	1	2	2
TEAM	0	0/0	0/0	0	1	2
SABERCATS	116	5/22	100/108	5	831	
OPPONENTS	90	17/38	74/83	4	673	

FIELD GOALS	1-19	20-29	30-39	40-49	50+
Wells	0/0	2/3	0/1	1/4	0/6
Huerta	0/0	1/1	0/1	0/1	0/2
Alcorn	0/0	0/0	0/0	1/1	0/1
Wagner	0/0	0/0	0/0	0/0	0/1
SABERCATS	0/0	3/4	0/2	2/6	0/10
OPPONENTS	2/2	8/9	4/6	3/13	0/8

Wells (3/14): (41G, 55R, 21R) (48R, 54R) (60R) (25G, 21G, 44R) (60N, 42R) (51N) **Huerta (1/5)**: (51N, 45R) (55R, 30R) (28G) **Wagner (0/1)**: (60R) **Alcorn (1/2)**: (62R) (43G).

OPPONENTS (17/38): (53N, 52R, 43R, 25G, 45N) (18G, 51G) (28G, 24G, 30G, 29N) (43N, 41G, 41B) (28G, 30G) (25G, 22G) (46R, 45G) (45R, 42G, 19G, 44R) (20G, 62R) (37G, 33N, 35G, 57R) (52N, 46R) (48R) (34N, 26G, 42N) (57R, 61R).

INTERCEPTIONS	NO	YDS	AVG	TD	LG
Smith	4	65	16.2	1	45
Wagner	3	45	15.0	1	45
Perkins	3	18	6.0	0	15
Roe	2	18	9.0	2	10
Joseph	2	0	0.0	0	0
McMillen	1	15	15.0	1	15
Reese	1	14	14.0	1	14
Dozier	1	4	4.0	0	4
Baker	1	2	2.0	0	2
Jacobs	1	0	0.0	0	0
SABERCATS	20	157	7.9	2	47
OPPONENTS	16	257	16.1	5	51

DEFENSE	I	S	A	SK	PD	FF	FR
Wagner	61.0	56	12	0.0	17	2	1
Perkins	52.5	50	5	0.0	11	0	0
Baker	37.5	29	17	0.0	1	0	0
Smith	37.0	34	6	0.0	4	0	0
Cobb	30.5	27	7	0.0	3	1	0
Cole	20.5	19	3	0.0	1	1	0
T.Jones	17.0	16	2	0.0	3	0	0
Dozier	16.5	12	9	2.0	0	0	2
Jacobs	15.0	13	4	2.0	2	3	2
McMillen	14.5	14	1	2.0	2	1	2
Joseph	14.0	13	2	0.0	0	0	0
Talanoa	13.5	11	5	1.0	3	1	0
Roe	13.5	10	7	0.0	4	0	0
Reese	13.0	12	2	1.0	1	0	0
Ulufale	11.0	9	4	3.0	4	2	0
Poullivaati	9.0	7	4	1.0	0	0	0
Lytle	8.0	7	2	1.0	0	0	0
Hernandez	8.0	7	2	3.0	2	0	0
Butler	6.5	5	3	0.0	1	0	0
Kenney	6.0	6	0	2.0	1	0	0
Battle	6.0	4	4	0.0	0	0	0
M.Jones	3.5	3	1	0.0	0	1	0
Wells	3.0	3	0	0.0	0	0	0
Hundon	2.0	2	0	0.0	0	0	0
Keneley	1.5	0	3	0.0	0	0	0
Grieb	1.0	1	0	0.0	0	0	0
Papin	1.0	1	0	0.0	0	0	0
Alcorn	1.0	1	0	0.0	0	0	0
Dutton	0.5	0	1	0.0	0	0	0
SABERCATS	425	372	106	18.0	60	12	7

PASSING	GP/GS	CMP	ATT	YDS	PCI	TD	INT	LG	YDS/GM.	RATE
Grieb	8/6	157	229	2331	68.6	47	4	45	291.4	133.9
Dutton	12/8	127	212	1810	59.9	31	7	47	150.8	110.4
Wagner	14	1	1	7	100.0	1	0	7	0.5	135.4
McMillen	12	0	1	0	0.0	0	0	0	0.0	39.6
SABERCATS	14	-	-	-49	-	-	-	-	-	-
OPPONENTS	14	313	543	3520	57.6	72	19	45	251.4	95.7

HISTORY



2002 STATISTICS

DATE	OPPONENT	RESULT	ATT.
4/20	ARIZONA	W, 52-51	13,622
4/27	at Tampa Bay	W, 61-54	11,344
5/4	GEORGIA	W, 59-53	13,023
5/11	LOS ANGELES	W, 78-44	13,016
5/17	at Orlando	W, 77-45	11,864
5/25	DALLAS	W, 77-54	13,177
6/1	at Buffalo	W, 61-35	6,714
6/8	at Los Angeles	W, 52-33	10,122
6/15	CHICAGO	W, 74-68	13,543
6/22	NEW YORK	W, 65-41	13,717
6/29	at Dallas	W, 58-41	13,660
7/5	INDIANA	W, 52-41	14,414
7/12	at Arizona	L, 52-59	17,034
7/21	at Carolina	L, 58-41	10,377

AFL PLAYOFFS

8/3	TAMPA BAY	W, 55-48	13,074
8/10	ORLANDO	W, 52-40	13,466
8/18	ARIZONA (AB)	W, 52-14	16,942

TEAM STATS	SABERCATS	OPP
SCORING	878	660
Points Per Game	62.7	47.1
FIRST DOWNS	284	246
Rushing	53	26
Passing	194	178
Penalty	37	40
RUSHING YARDAGE	422	144
Rushing Attempts	133	78
Average/Game	30.1	10.3
PASSING YARDAGE	3698	3296
Att.-Comp.	443-283	533-282
Intercepted	7	21
Average/Game	264.1	235.4
TOTAL OFFENSE	4120	3440
Total Plays	584	629
Average/Game	294.3	245.7
KICKOFF RETURNS	65-1404	110-2293
MFG RETURNS	16-206	5-75
INT RETURNS	21-195	7-0
FUMBLES-LOST	14-9	15-9
PENALTIES-YARDS	120-744	87-539
TIME OF POSSESSION	28:42	31:20
3RD DOWN EFF.	38/76	49/112
3rd Down Pct.	50%	44%
4TH DOWN EFF.	9/18	6/18
4th Down Pct.	50%	33%
SACKS-YARDS	18-97	8-39
TOUCHDOWNS	123	89

SCORE BY QTR	1	2	3	4	OT	TOT
SABERCATS	197	258	203	220	0	878
OPPONENTS	109	268	148	135	0	660

RUSHING	ATT	YDS	AVG	ID	LG
Dozier	31	108	3.5	8	12
McMillen	33	101	3.1	7	16
M.Jones	12	69	5.7	1	26
Papin	20	60	3.0	7	14
Grieb	24	52	2.2	10	10
Roe	5	17	3.5	0	6
Wagner	5	13	2.6	0	7
Dutton	2	3	1.5	1	3
Seaton	1	-1	-1.0	0	0
SABERCATS	133	422	3.2	34	26
OPPONENTS	78	144	1.8	19	39

RECEIVING	NO	YDS	AVG	ID	LG
Hundon	98	1464	14.9	35	45
Wagner	75	878	11.7	15	38
Baker	39	379	9.7	6	29
Reese	32	409	12.8	13	30
Smith	15	234	15.6	3	37
Roe	14	228	16.3	4	35
McMillen	3	62	20.7	0	47
Kinsinger	2	25	12.5	1	17
G.Williams	1	27	27.0	1	27
Seaton	1	11	11.0	0	11
Hernandez	1	8	8.0	0	8
J.Williams	1	8	8.0	0	8
M.Jones	1	4	4.0	0	4

SABERCATS	283	3737	13.2	78	47
OPPONENTS	282	3393	12.0	64	45

KO RETURNS	NO	YDS	AVG	ID	LG
Thomas	60	1384	23.1	6	58
Hundon	5	20	4.0	0	9
SABERCATS	74	1285	17.4	3	56
OPPONENTS	71	1281	18.0	1	55

MFG RETURNS	NO	YDS	AVG	ID	LG
Thomas	7	144	20.6	1	52
Hundon	5	58	11.6	0	27
Wagner	3	4	1.3	0	4
Battle	1	0	0.0	0	0
SABERCATS	16	206	12.9	1	52
OPPONENTS	5	75	15.0	0	47

SCORING	ID	FG	PAT	PT	P	PTS
Hundon	35	0/0	0/0	0	0	210
Wagner	26	0/0	0/0	0	0	156
Alcorn	0	10/16	104/118	0	0	134
Reese	13	0/0	0/0	1	0	80
Kinsinger	8	0/0	0/0	0	0	48
J.Williams	8	0/0	0/0	0	0	48
McMillen	8	0/0	0/0	0	0	48
Baker	8	0/0	0/0	0	0	48
Thomas	7	0/0	0/0	0	0	42
Roe	4	0/0	0/0	0	0	24
Smith	4	0/0	0/0	0	0	24
Dutton	1	0/0	0/0	1	0	8
G.Williams	1	0/0	0/0	0	0	6
Grieb	0	0/0	0/0	1	0	2
SABERCATS	123	10/16	104/118	3	0	878
OPPONENTS	89	18	66/79	3	0	660

FIELD GOALS 1-19	20-29	30-39	40-49	50+	
Alcorn	0/0	3/4	4/5	2/3	1/4
SABERCATS	0/0	3/4	4/5	2/3	1/4
OPPONENTS	0/0	8/12	4/7	5/10	1/11

Wells (10/16): (29G, 44N) (-) (22G, 62R) (32G, 39R) (36G) (-) (-) (60R, 50G) (-) (46G, 21R) (28G) (46G) (31G, 54R) (32G).

OPPONENTS (18/40): (43R, 23G) (25G, 45G) (35G, 47G, 52N, 47R) (60R, 28G) (47R, 50N) (40G, 42R, 32G, 63R) (24R, 51N) (29G, 25G, 42G, 55R, 26G) (46G, 31N, 56R, 28G, 30G) (58R, 35R.) (26R) (21N, 55N, 64R) (49R, 36R, 51G) (20G, 33G, 26R).

PASSING	GP/GS	CMP	ATT	YDS	PCI	ID	INT	LG	YDS/GM.	RATE
Grieb	13/13	249	385	3346	64.7	70	5	47	257.4	126.4
Dutton	14/11	34	58	391	58.6	8	2	33	32.6	99.1
TEAM	-	-	-	-39	-	-	-	-	-	-
SABERCATS	14	283	443	3698	63.9	78	7	47	264.1	123.1
OPPONENTS	14	282	533	3296	52.9	64	21	45	235.4	85.5



2003 STATISTICS

DATE	OPPONENT	RESULT	ATL
2/2	at Arizona	W, 49-28	15,372
2/9	at Los Angeles	L, 72-73	14,992
2/16	at Georgia	L, 49-51	11,200
2/22	COLORADO	W, 80-40	15,604
3/2	at Las Vegas	W, 72-37	8,627
3/9	at Chicago	W, 71-49	13,625
3/14	BUFFALO	W, 58-41	13,047
3/23	ARIZONA	W, 59-58	13,046
3/28	CAROLINA	W, 62-40	13,141
4/6	at Dallas	L, 64-67	13,177
4/11	DETROIT	L, 42-45	11,563
4/19	INDIANA	W, 73-71	13,043
4/27	at Colorado	W, 65-49	17,417
5/3	GRAND RAPIDS	W, 56-55	13,046
5/11	at Tampa Bay	W, 47-34	11,024
5/17	LOS ANGELES	W, 47-43	15,407

AFL PLAYOFFS

5/31	GEORGIA	W, 69-48	10,072
6/8	ARIZONA	L, 49-66	13,263

TEAM STATS

	SABERCATS	OPP
SCORING	966	781
Points Per Game	60.4	48.8
FIRST DOWNS	328	268
Rushing	79	30
Passing	205	186
Penalty	44	52
RUSHING YARDAGE	589	212
Rushing Attempts	169	90
Average/Game	36.8	13.2
PASSING YARDAGE	3934	3960
Att.-Comp.	476-310	545-300
Intercepted	16	28
Average/Game	245.9	247.5
TOTAL OFFENSE	4523	4172
Total Plays	654	647
Average/Game	282.7	260.8
KICKOFF RETURNS	94-1831	111-2335
MFG RETURNS	13-261	8-180
INT RETURNS	28-293	16-111
FUMBLES-LOST	18-7	19-10
PENALTIES-YARDS	115-728	112-634
TIME OF POSSESSION	31:11	28:49
3RD DOWN EFF.	38/79	40/101
3rd Down Pct.	48%	40%
4TH DOWN EFF.	15/27	15/26
4th Down Pct.	56%	58%
SACKS-YARDS	13-59	9-53
TOUCHDOWNS	137	109

SCORE BY QTR	1	2	3	4	OT	TOT
SABERCATS	210	271	196	289	0	966
OPPONENTS	147	211	180	243	0	781

RUSHING	ATT	YDS	AVG	ID	LG
Keanaaina	49	250	5.1	10	32
Kinsinger	41	182	4.4	7	20
Wagner	37	76	2.1	18	6
Buck	10	29	2.9	3	12
Williams	7	23	3.3	1	13
Bailey	7	12	1.7	5	2
Roe	1	8	8.0	0	8
R.Davis	5	7	1.4	2	3
McKenzie	3	6	2.0	1	5
Reese	1	0	0.0	0	0
Grieb	8	-4	-0.5	0	2
SABERCATS	169	589	3.5	47	32
OPPONENTS	90	212	2.4	20	32

RECEIVING	NO	YDS	AVG	ID	LG
Roe	115	1440	12.5	31	37
Hundon	77	1211	15.7	28	45
Wagner	51	508	10.0	5	32
McKenzie	17	202	11.9	2	34
Bailey	16	233	14.6	2	47
R.Davis	16	179	11.2	1	24
Reese	8	82	10.2	3	16
G.Williams	3	22	7.3	0	16
Keanaaina	3	20	6.7	0	9
Cobbs	2	47	23.5	0	35
Hernandez	1	17	17.0	0	17
Kinsinger	1	5	5.0	0	5
SABERCATS	310	3966	12.8	72	47
OPPONENTS	300	4017	13.4	84	45

KO RETURNS	NO	YDS	AVG	ID	LG
Thomas	61	1253	20.5	4	57
McKenzie	12	316	26.3	1	52
Wagner	10	182	18.2	1	45
Hundon	6	53	8.8	0	31
Johnson	2	6	3.0	1	6
Roe	1	16	16.0	0	16
R.Davis	1	5	5.0	0	5
Bailey	1	0	0.0	0	0
SABERCATS	94	1831	19.5	7	57
OPPONENTS	111	2335	21.0	4	57

MFG RETURNS	NO	YDS	AVG	ID	LG
Thomas	11	236	21.5	0	39
Bailey	1	16	16.0	0	16
Wagner	1	9	9.0	0	9
SABERCATS	13	261	20.1	0	39
OPPONENTS	8	180	22.5	0	44

SCORING	ID	FG	PAT	2PT	S	PIS
Roe	33	0/0	0/0	0	0	198
Hundon	28	0/0	0/0	1	0	170
Wagner	25	0/0	0/0	0	0	150
Alcorn	0	6/16	109/126	0	0	127
Keanaaina	11	0/0	0/0	0	0	66
Bailey	7	0/0	0/0	0	0	42
Thomas	7	0/0	0/0	0	0	42
Kinsinger	7	0/0	0/0	0	0	42
McKenzie	4	0/0	0/0	1	0	26
R.Davis	4	0/0	0/0	0	0	24
Buck	3	0/0	0/0	0	0	18
Reese	3	0/0	0/0	0	0	18
J.Williams	2	0/0	0/0	0	0	12
Hernandez	1	0/0	0/0	0	2	10
Johnson	1	0/0	0/0	0	0	6
G.Williams	1	0/0	0/0	0	0	6
Szeredy	0	0/0	5/7	0	0	5
Reed	0	0/0	0/0	0	1	2
Grieb	0	0/0	0/0	1	0	2
SABERCATS	137	6/16	114/133	3	3	966
OPPONENTS	109	11/27	78/92	8	0	781

FIELD GOALS 1-19	20-29	30-39	40-49	50+	
Alcorn	0/0	5/7	0/1	1/4	0/4
Szeredy	0/0	0/0	0/0	0/0	0/0
SABERCATS	0/0	5/7	0/1	1/4	0/4
OPPONENTS	1/1	3/3	4/7	3/8	0/8

Alcorn (6/16): (61R, 28R) (61R, 21G) (-) (36R, 20G) (22G) (44R) (-) (45R) (-) 41N) (-) (42G) (20G) (61R) (28G, 28N, 55R).

Szeredy (0/0): (-)
 OPPONENTS (11/27): (46R, 30N, 47R) (29G) (33G, 52R) (-) (31G) (60R) (63R, 42R, 56R, 64N) (20G, 47R) (49R, 40G, 40G) (19G) (32R, 32G, 36G) (23G) (62R) (53R) (33N, 65R) (42G).

INTERCEPTIONS	NO	YDS	AVG	ID	LG
Thomas	13	177	13.6	3	44
Wagner	4	0	0.0	0	0
Roe	3	46	15.3	1	31
R.Davis	2	33	16.5	1	33
W.Davis	2	4	2.0	0	9
Cobbs	2	0	0.0	0	0
Hernandez	1	23	23.0	1	23
G.Williams	1	10	10.0	1	10
SABERCATS	28	293	10.5	7	44
OPPONENTS	16	111	6.9	1	31

DEFENSE	I	S	A	SK	PD	FF	FR
W.Davis	67.5	60	15	0.0	9	0	3
Wagner	63.0	53	20	0.0	11	2	1
Thomas	38.5	35	7	0.0	22	1	26
anaaina	25.0	20	10	1.0	2	0	1
Hernandez	20.0	16	8	5.0	1	2	0
Kinsinger	18.0	14	8	1.0	0	1	0
Roe	16.5	12	9	0.0	0	0	1
Battle	15.0	11	8	1.0	0	0	0
McKenzie	15.0	12	6	0.0	0	0	0
Cobbs	14.5	12	5	0.0	7	4	0
R.Davis	11.5	11	1	0.0	0	0	0
Reed	9.5	8	3	2.5	1	1	0
Kenney	9.0	8	2	0.0	0	0	0
G.Williams	8.5	7	3	0.0	0	0	2
J.Williams	8.0	6	4	0.0	0	0	0
Johnson	7.5	7	1	0.0	1	0	0
Milligan	6.0	5	2	0.0	3	0	0
Joseph	5.5	4	3	0.0	0	1	0
Wyman	5.0	4	2	0.0	0	0	0
Buck	4.5	3	3	0.0	2	0	0
Pittman	4.0	3	2	2.5	0	1	0
Lytle	4.0	3	2	0.0	0	1	0
Alcorn	4.0	4	0	0.0	0	0	0
Loney	3.5	3	1	0.0	0	1	0
Bailey	3.5	3	1	0.0	1	0	0
Grieb	3.5	3	1	0.0	0	0	0
Hundon	2.0	2	0	0.0	0	0	0
Bees	1.0	1	0	0.0	0	0	0
Szeredy	1.0	1	0	0.0	0	0	0
SABERCATS	394.5	331	127	13.0	60	15	10

PASSING	GP/GS	CMP	ATT	YDS	PCI	ID	INT	LG	YDS/GM.	RATE
Grieb	16/16	310	476	3966	65.1	72	16	47	247.9	114.9
SABERCATS	16	310	476	3934	65.1	72	16	47	245.9	114.6
OPPONENTS	16	300	545	3960	55.0	84	28	45	247.5	95.4

HISTORY

2004 STATISTICS

DATE	OPPONENT	RESULT	ATT.
2/5	at Detroit	W, 58-43	12,314
2/22	at Los Angeles	W, 61-55	14,132
2/28	GRAND RAPIDS	W, 62-31	15,193
3/7	at New York	L, 50-64	10,192
3/14	COLORADO	W, 55-35	12,063
3/20	LAS VEGAS	W, 79-62	12,163
3/26	LOS ANGELES	W, 55-52	13,172
4/4	at Tampa Bay	W, 62-55	12,204
4/10	at Dallas	L, 54-58	10,417
4/16	CHICAGO	W, 51-43	12,447
4/25	at Georgia	W, 63-34	8,145
5/1	NEW ORLEANS	W, 68-34	13,475
5/9	at Arizona	L, 41-58	14,421
5/16	at Las Vegas	L, 35-44	9,910
5/22	PHILADELPHIA	W, 48-36	13,423
5/30	ARIZONA	L, 43-50	13,472

AFL PLAYOFFS

6/5	TAMPA BAY	W, 56-52	11,130
6/12	CHICAGO	W, 49-35	12,163
6/27	at Arizona (AB)	W, 69-62	17,391

TEAM STATS	SABERCATS	OPP
SCORING	885	754
Points Per Game	55.3	47.1
FIRST DOWNS	326	308
Rushing	56	38
Passing	234	213
Penalty	36	57
RUSHING YARDAGE	329	198
Rushing Attempts	148	113
Average/Game	20.6	12.4
PASSING YARDAGE	4085	4127
Att.-Comp.	480-344	595-353
Intercepted	7	22
Average/Game	255.3	257.9
TOTAL OFFENSE	4414	4325
Total Plays	650	722
Average/Game	275.9	270.3
KICKOFF RETURNS	80-1650	100-1711
MFG RETURNS	8-184	5-103
INT RETURNS	22-345	7-59
FUMBLES-LOST	24-16	15-11
PENALTIES-YARDS	130-839	102-600
TIME OF POSSESSION	28:42	31:18
3RD DOWN EFF.	39/80	53/115
3rd Down Pct.	49%	46%
4TH DOWN EFF.	14/24	18/32
4th Down Pct.	58%	56%
SACKS-YARDS	14-64	22-130
TOUCHDOWNS	126	103

SCORE BY QTR	1	2	3	4	OI	TOI
SABERCATS	170	287	200	228	0	885
OPPONENTS	162	196	187	209	0	754

RUSHING	ATT	YDS	AVG	ID	LG
Wagner	35	89	2.5	12	21
Kinsinger	32	77	2.4	7	17
Keanaaina	27	65	2.4	5	7
Buck	8	44	5.5	4	13
Johnson	16	33	2.1	4	8
Coleman	6	11	1.8	3	3
R.Davis	8	5	0.6	1	4
Roe	4	3	0.8	1	2
Grieb	9	2	0.2	1	5
Schexnayder	1	1	1.0	0	1
Reed	1	-1	-1.0	0	-1
SABERCATS	147	329	2.2	38	21
OPPONENTS	113	198	1.8	19	15

RECEIVING	NO	YDS	AVG	ID	LG
Hundon	87	1253	14.4	21	45
Roe	75	884	11.8	27	42
Coleman	55	719	13.1	17	40
R.Davis	46	484	10.5	4	31
Wagner	43	450	10.5	3	23
Baker	19	194	10.2	2	35
Schexnayder	10	119	11.9	2	36
Pauley	3	46	15.3	0	27
Reese	3	30	10.0	0	17
Battle	2	26	13.0	1	14
Kinsinger	1	10	10.0	0	10
SABERCATS	344	4215	12.3	77	45
OPPONENTS	353	4191	11.9	79	48

KO RETURNS	NO	YDS	AVG	ID	LG
R.Davis	47	1135	24.1	4	58
Coleman	12	225	18.8	0	27
Wagner	8	136	17.0	0	28
Hundon	8	37	4.6	19	19
Thomas	4	110	27.5	0	55
Thomas	1	7	7.0	0	7
SABERCATS	80	1650	20.6	4	58
OPPONENTS	100	1711	17.1	0	50

MFG RETURNS	NO	YDS	AVG	ID	LG
R.Davis	4	102	26.0	0	43
Wagner	1	34	34.0	0	34
Coleman	1	28	28.0	0	28
Thomas	1	20	20.0	0	20
SABERCATS	7	184	26.3	0	43
OPPONENTS	5	103	20.6	1	54

SCORING	ID	FG	PAT	ZPT	PIS
Roe	29	0/0	0/0	0	0174
Frantz	0	7/15	106/123	0	0127
Hundon	21	0/0	0/0	0	0126
Coleman	20	0/0	0/0	0	0120
Wagner	16	0/0	0/0	0	096
R.Davis	10	0/0	0/0	0	066
Kinsinger	7	0/0	0/0	0	042
Keanaaina	5	0/0	0/0	1	032
Johnson	4	0/0	0/0	0	024
Buck	4	0/0	0/0	0	024
Schexnayder	2	0/0	0/0	0	012
Baker	2	0/0	0/0	0	012
Grieb	1	0/0	0/0	0	06
Loney	1	0/0	0/0	0	06
Reed	1	0/0	0/0	0	06
Smith	1	0/0	0/0	0	06
Thomas	1	0/0	0/0	0	06
Battle	1	0/0	0/0	0	06
SABERCATS	126	7	106/123	1	0885
OPPONENTS	103	14	84/93	5	0754

FIELD GOALS 1-19 20-29 30-39 40-49 50+					
Frantz	1/2	4/5	2/4	0/2	0/2
SABERCATS	1/2	4/5	2/4	0/2	0/2
OPPONENTS	1/1	7/9	2/4	4/8	0/5

Frantz (7/15): (24G, 24N) (-) (39R, 52R) (39G) (-) (23G) (29G, 19G) (-) (48R) (21G) (-) (-) (57R) (-) (35R) (33G, 18B, 48B).

OPPONENTS (14/27): (50N) (25G, 47G) (55R, 29R, 21G, 44R) (32G) (-) (-) (20G) (17G, 62R, 51N, 21G) (45 G, 49R, 48R) (23G) (31R) (48N) (22G, 22N) (-) (30G, 60R, 39N, 43G, 22G,) (49G).

INTERCEPTIONS	NO	YDS	AVG	ID	LG
Smith	9	101	11.2	1	48
Wagner	3	61	20.3	1	50
R.Davis	3	69	23.0	0	34
Pauley	2	0	0.0	0	0
Reed	1	38	38.0	1	38
Baker	1	14	14.0	0	14
Coleman	1	12	12.0	0	12
Roe	1	7	7.0	1	7
Thomas	1	43	43.0	1	43
SABERCATS	22	345	15.7	5	50
OPPONENTS	7	59	8.4	0	28

DEFENSE	I	S	A	SK	PD	FF	FR
Smith	83.0	71	24	0.0	14	0	0
Wagner	57.0	51	12	0.0	7	2	1
R.Davis	44.0	36	16	0.0	9	0	1
W.Davis	30.5	25	11	0.0	0	0	0
Jacobs	30.5	23	15	4.0	2	0	0
Roe	25.5	19	13	0.0	2	2	2
Pauley	24.5	24	1	0.0	4	1	0
Williams	18.0	15	6	1.5	1	1	1
Thomas	18.0	14	8	0.0	5	0	0
Coleman	18.0	14	8	0.0	0	1	1
Hernandez	14.0	13	2	4.0	5	2	1
Frantz	13.0	12	2	0.0	0	0	0
Baker	11.0	9	4	0.0	0	1	1
Keanaaina	11.0	8	6	0.0	2	0	1
Kinsinger	10.5	9	3	0.0	3	0	1
Loney	9.5	8	3	1.0	2	0	0
Wyman	8.0	6	4	0.5	2	1	0
Johnson	7.0	5	4	0.0	1	0	0
Reed	6.5	6	1	0.0	1	0	0
Buck	6.5	5	3	0.0	0	0	0
Beede	6.0	3	6	0.0	0	0	0
Battle	5.5	4	3	0.5	1	0	0
Schexnayder	4.0	3	2	0.0	2	0	0
Jordan	3.5	3	1	0.5	0	0	0
Barrie	3.0	2	2	1.0	0	0	0
Tuupo	2.5	1	3	0.0	1	0	0
Hundon	2.0	2	0	0.0	0	0	0
Rolovich	1.0	1	0	0.0	0	0	0
Reese	0.5	0	1	0.0	0	0	0
SABERCATS	474	392	164	13.0	64	10	10

PASSING	GP/GS	CMP	ATT	YDS	PCI	ID	INT	LG	YDS/GM.	RATE
Grieb	16/16	335	459	4111	73.0	75	7	45	256.9	133.5
Rolovich	16/0	8	20	99	40.0	1	0	23	6.2	68.5
Roe (WR/LB)	-	-	-	-130	-	-	-	-	-	-
SABERCATS	16	344	480	4085	71.7	77	7	45	255.3	130.8
OPPONENTS	16	353	595	4127	59.3	79	22	48	257.9	98.2



2005 STATISTICS

DATE	OPPONENT	RESULT	ATT.
1/30	at Tampa Bay	L, 33-63	13,005
2/5	LAS VEGAS	W, 66-31	16,221
2/13	at New Orleans	L, 61-62	12,226
2/20	at Los Angeles	L, 69-71	13,088
3/6	at Orlando	W, 57-38	13,015
3/11	PHILADELPHIA	W, 52-26	13,125
3/18	GRAND RAPIDS	W, 72-48	13,036
3/28	at Las Vegas	W, 81-75	9,277
4/3	ARIZONA	W, 48-27	13,114
4/10	at Chicago	L, 39-55	14,865
4/15	DALLAS	W, 83-71	12,816
4/22	at Colorado	W, 89-41	14,571
4/29	NASHVILLE	L, 55-57	13,345
5/7	LOS ANGELES	L, 42-54	14,203
5/14	at Arizona	L, 44-54	12,265
5/21	GEORGIA	W, 54-48	13,892

AFL PLAYOFFS

5/29	at Colorado	L, 48-56	N/A
------	-------------	----------	-----

TEAM STATS

TEAM STATS	SABERCATS	OPP
SCORING	945	821
Points Per Game	59.1	51.3
FIRST DOWNS	357	326
Rushing	52	24
Passing	263	232
Penalty	42	70
RUSHING YARDAGE	255	253
Rushing Attempts	117	105
Average/Game	15.9	15.8
PASSING YARDAGE	4736	4247
Att.-Comp.	556-379	605-361
Intercepted	17	16
Average/Game	296.0	265.4
TOTAL OFFENSE	4991	4500
Total Plays	693	722
Average/Game	311.9	281.2
KICKOFF RETURNS	89-1942	106-2078
MFG RETURNS	4-111	4-42
INT RETURNS	16-157	17-108
FUMBLES-LOST	22-11	18-11
PENALTIES-YARDS	163-1037	135-825
TIME OF POSSESSION	28:25	31:35
3RD DOWN EFF.	31/71	47/104
3rd Down Pct.	44%	45%
4TH DOWN EFF.	14/26	12/27
4th Down Pct.	54%	44%
SACKS-YARDS	12-85	20-109
TOUCHDOWNS	137	115

SCORE BY QTR	1	2	3	4	OT	TOI
SABERCATS	219	288	185	253	0	945
OPPONENTS	132	280	197	212	0	821

RUSHING	ATT	YDS	AVG	ID	LG
Kinsinger	30	74	2.5	9	8
Baker	17	45	2.6	6	18
Warren	13	34	2.6	6	11
R.Davis	17	22	1.3	8	7
Dozier	8	22	2.8	3	7
Grieb	9	20	2.2	1	7
Wagner	9	15	1.7	6	5
Buck	5	10	2.0	0	6
Wright	3	9	3.0	2	6
Reed	1	2	2.0	0	2
Fernandez	1	2	2.0	1	2
Roe	4	0	0.0	1	4
SABERCATS	117	255	2.2	43	18
OPPONENTS	105	253	2.4	9	36

RECEIVING	NO	YDS	AVG	ID	LG
Roe	116	1440	12.4	30	41
R.Davis	100	1420	14.2	30	45
Wright	59	678	11.5	8	45
Wagner	26	278	10.7	4	35
Baker	23	323	14.0	4	43
Schexnayder	21	271	12.9	5	30
Fernandez	20	237	11.9	4	36
Kinsinger	6	79	13.2	0	20
Williams	2	33	16.5	0	19
Dozier	2	32	16.0	0	16
Battle	1	30	30.0	0	30
Jacobs	1	19	19.0	0	19
Buck	1	5	5.0	0	5
Hernandez	1	0	0.0	0	0
SABERCATS	379	4845	12.8	85	45
OPPONENTS	361	4332	12.0	97	45

KO RETURNS	NO	YDS	AVG	ID	LG
R.Davis	45	1133	25.2	6	56
Wright	22	476	21.6	0	41
Wagner	15	255	17.0	0	39
Baker	4	70	17.5	0	38
Thomas	1	14	14.0	1	14
Roe	1	-3	-3.0	-3	0
Fernandez	1	-3	-3.0	-3	0
SABERCATS	89	1942	21.8	7	56
OPPONENTS	106	2078	19.6	6	55

MFG RETURNS	NO	YDS	AVG	ID	LG
Wright	2	94	47.0	1	54
R.Davis	1	14	14.0	0	14
Thomas	1	-3	-3.0	0	0
SABERCATS	4	111	27.8	1	54
OPPONENTS	4	42	10.5	0	20

SCORING	ID	FG	PAT	2PT	3PTS
R.Davis	44	0/0	0/0	0	0
Roe	31	0/0	0/0	1	0
Frantz	0	2/8	103/122	0	0
Wright	11	0/0	0/0	0	0
Wagner	10	0/0	0/0	0	0
Baker	10	0/0	0/0	0	0
Kinsinger	9	0/0	0/0	0	0
Warren	6	0/0	0/0	0	1
Schexnayder	5	0/0	0/0	0	0
Fernandez	5	0/0	0/0	0	0
Dozier	3	0/0	0/0	1	0
Grieb	1	0/0	0/0	1	0
Thomas	1	0/0	0/0	0	0
Mack	1	0/0	0/0	0	0
Schorejs	0	0/0	6/8	0	0
SABERCATS	137	2/8	109/130	2	145
OPPONENTS	115	11/28	94/112	0	2821

FIELD GOALS	1-19	20-29	30-39	40-49	50+
Frantz	0/0	2/3	0/2	0/1	0/2
SABERCATS	0/0	2/3	0/2	0/1	0/2
OPPONENTS	3/4	4/7	3/9	1/2	0/6

Frantz (2/8):	(-) (-)	(64R, 32N) (-)	(23G, 35N) (24G, 45R) (58R) (-) (-) (-) (-) (-)
(26R) (-) (-)			
OPPONENTS (11/28):	(31G, 26G, 63N)	(17G, 36N) (-)	(41G, 31N, 20G, 19G)
(26G, 35G) (34N) (34N, 61R) (-) <td>(65N) (-)</td> <td>(52N, 38G, 19G, 50R) (55R) (27G, 23B, 36N, 24N) (41R, 16B) (31N) (24N).</td> <td></td>	(65N) (-)	(52N, 38G, 19G, 50R) (55R) (27G, 23B, 36N, 24N) (41R, 16B) (31N) (24N).	

PASSING	GP/GS	CMP	AII	YDS	PCI	ID	INT	LG	YDS/GM.	RATE
Grieb	16/16	374	546	4796	68.5	84	16	45	299.8	122.0
Rolovich	16/0	5	10	49	50.0	1	1	13	3.1	49.6
				-109						
SABERCATS	16	379	556	4736	68.2	85	17	45	296.0	119.9
OPPONENTS	16	361	605	4247	59.7	97	16	45	265.4	109.6

2006 STATISTICS

DATE	OPPONENT	RESULT	ATT.
1/28	UTAH	L 35-48	13,872
2/6	at Las Vegas	L 48-51	10,346
2/12	at Arizona	W 58-50	8,315
2/19	at Grand Rapids	L 52-66	4,897
2/26	at Chicago (OT)	L 48-54	12,950
3/4	at Utah	W 65-50	16,395
3/12	LOS ANGELES	L 61-75	13,185
3/17	GEORGIA (OT)	W 56-55	12,389
3/25	at Nashville	L 48-51	8,905
4/2	ARIZONA	W 61-49	13,462
4/7	at Tampa Bay	W 52-43	14,566
4/14	LAS VEGAS	W 69-59	12,154
4/22	AUSTIN	W 63-59	12,214
4/29	at Los Angeles	W 53-36	11,552
5/6	COLORADO	W 61-56	13,504
5/13	COLUMBUS	W 68-47	12,354
AFL PLAYOFFS			
5/27	ARIZONA	W 62-48	12,504
6/3	CHICAGO	L 56-59	12,229

TEAM STATS	SABERCATS	OPP
SCORING	898	849
Points Per Game	56.1	53.1
FIRST DOWNS	351	301
Rushing	56	34
Passing	257	225
Penalty	38	42
RUSHING YARDAGE	304	222
Rushing Attempts	150	115
Average/Game	19.0	13.9
PASSING YARDAGE	4762	4430
Att.-Comp.	607-397	558-349
Intercepted	11	18
Average/Game	297.6	276.9
TOTAL OFFENSE	5066	4652
Total Plays	772	690
Average/Game	316.6	290.8
KICKOFF RETURNS	90-1493	103-1908
MFG RETURNS	5-64	3-76
INT RETURNS	18-225	11-53
FUMBLES-LOST	30-16	26-16
PENALTIES-YARDS	119-711	106-676
TIME OF POSSESSION	31:03	29:29
3RD DOWN EFF.	53/108	51/104
3rd Down Pct.	49%	49%
4TH DOWN EFF.	12/29	9/24
4th Down Pct.	41%	38%
SACKS-YARDS	17-105	15-85
TOUCHDOWNS	127	117

SCORE BY QTR	1	2	3	4	OI	TOI
SABERCATS	166	280	190	255	7	898
OPPONENTS	160	299	124	254	12	849

RUSHING	ATT	YDS	AVG	TD	LG
Glover	55	156	2.8	15	26
Johnson	48	115	2.4	12	17
McKenzie	6	9	1.5	1	4
Wagner	11	7	0.6	2	2
Geathers	4	6	1.5	0	3
Huddleston	2	3	1.5	1	3
Floyd	2	3	1.5	1	2
Grieb	13	3	0.2	0	2
Schexnayder	2	2	1.0	2	1
Coleman	7	0	0.0	2	3
SABERCATS	150	304	2.0	36	26
OPPONENTS	115	222	1.9	25	19

RECEIVING	NO	YDS	AVG	TD	LG
Roe	113	1310	11.6	31	46
Nelson	94	1405	14.9	26	41
Pauley	53	646	12.2	12	45
Schexnayder	30	435	14.5	8	32
Wagner	29	273	9.4	2	24
Floyd	21	203	9.7	1	44
Coleman	18	161	8.9	1	16
McKenzie	12	141	11.8	2	33
Johnson	11	117	10.6	1	18
Geathers	7	73	10.4	0	21
Glover	4	33	8.2	0	13
Wright	2	22	11.0	0	11
Battle	1	23	23.0	0	23
Williams	1	4	4.0	0	4
Gant	1	1	1.0	0	1
SABERCATS	397	4847	12.2	84	46
OPPONENTS	349	4535	13.0	82	48

KO RETURNS	NO	YDS	AVG	TD	LG
Pauley	29	566	19.5	1	57
McKenzie	17	301	17.7	0	29
Wagner	17	290	17.1	0	39
Coleman	7	118	16.9	0	29
Schexnayder	5	38	7.6	0	18
Wright	4	71	17.8	0	20
Thomas	3	72	24.0	0	29
Smith	3	0	0.0	0	0
Geathers	2	29	14.5	0	17
Roe	2	3	1.5	0	7
Johnson	1	5	5.0	0	5
SABERCATS	90	1493	16.6	1	57
OPPONENTS	103	1908	18.5	7	58

MFG RETURNS	NO	YDS	AVG	TD	LG
Wagner	2	40	20.0	0	26
Thomas	1	13	13.0	0	13
McKenzie	1	11	11.0	0	11
Smith	1	0	0.0	0	0
SABERCATS	5	64	12.8	0	26
OPPONENTS	3	76	25.3	1	56

SCORING	ID	FG	PAT	2PT	S	PIS
Roe	31	0/0	0/0	1	0	188
Nelson	26	0/0	0/0	1	0	158
Schmitz	0	7/17	99/116	0	0	120
Glover	15	0/0	0/0	0	0	90
Johnson	13	0/0	0/0	2	0	82
Pauley	13	0/0	0/0	0	1	80
Schexnayder	10	0/0	0/0	0	0	60
Wagner	4	0/0	0/0	0	0	24
Floyd	3	0/0	0/0	0	0	18
Coleman	3	0/0	0/0	0	0	18
McKenzie	3	0/0	0/0	0	0	18
Smith	2	0/0	0/0	0	0	12
Huddleston	1	0/0	0/0	0	0	6
Jacobs	1	0/0	0/0	0	0	6
Richards	1	0/0	0/0	0	0	6
Stephens	1	0/0	0/0	0	0	6
Grieb	0	0/0	0/0	1	0	2
Brown	0	0/0	0/0	0	1	2
Case	0	0/0	0/0	1	0	2
SABERCATS	127	7/17	99/116	6	2	898
OPPONENTS	117	11/23	104/112	4	1	849

FIELD GOALS	1-19	20-29	30-39	40-49	50+
Schmitz	1/1	3/8	2/3	1/4	0/1
SABERCATS	1/1	3/8	2/3	1/4	0/1
OPPONENTS	2/2	7/12	2/3	0/4	0/2

Schmitz (7/17):	(28N, 29N)	(17G, 41G)	(33G, 29N)	(42N)	(56R)	(22G)	(47R)	(28G, 35N)	(41R)	(-) (25N, 29N)	(-) (23G, 39G)	(-) (-)
OPPONENTS (11/23):	(21G, 22G)	(26G, 29N)	(21N)	(21G, 44R)	(-) (52R, 24N)	(19G, 25G)	(35N)	(48R)	(40R)	(31G, 20N)	(18G)	(20G) (-) (-) (25B, 37G, 58R, 27N, 22G).

INTERCEPTIONS	NO	YDS	AVG	TD	LG
Thomas	7	46	6.6	0	19
Floyd	3	76	25.3	1	51
Smith	3	58	19.3	2	42
Pauley	2	0	0.0	0	0
Jacobs	1	23	23.0	1	23
Roe	1	13	13.0	0	13
Wagner	1	9	9.0	0	9
SABERCATS	18	225	12.5	4	51
OPPONENTS	11	53	4.8	0	21

DEFENSE	I	S	A	SK	PD	FF	ER
Thomas	85.0	77	16	0.0	13	4	3
Floyd	46.5	41	11	0.0	4	0	0
Smith	41.0	38	6	0.0	3	2	0
Pauley	34.5	28	13	0.0	6	0	0
Wagner	30.5	25	11	0.0	5	2	0
Roe	27.0	19	16	0.0	4	2	0
Joseph	25.0	24	2	0.0	3	0	1
Glover	24.0	16	16	0.0	3	1	1
Johnson	21.5	17	9	1.0	1	0	0
Jacobs	16.0	10	12	0.0	2	1	0
Bates	16.0	9	14	3.5	1	0	0
Stephens	14.5	9	11	2.0	0	1	2
Geathers	12.5	9	7	0.0	2	1	0
Richards	12.0	8	8	0.0	0	2	2
Huddleston	8.0	7	2	0.5	0	0	0
Schmitz	7.5	6	3	0.0	0	1	1
Coleman	7.0	6	2	0.0	0	1	0
McKenzie	6.5	6	1	0.0	1	1	1
Williams	6.0	4	4	0.0	0	0	0
Adderson	5.0	3	4	0.0	1	0	1
Brown	5.0	4	2	2.0	0	0	0
Loney	4.0	3	2	0.0	0	0	1
Battle	3.0	2	1	0.0	0	0	0
Beede	2.5	2	1	0.0	0	1	0
Wright	2.5	2	1	0.0	1	0	0
Gant	2.0	2	0	0.0	0	0	0
Nelson	2.0	2	0	0.0	0	0	1
Ruffin	1.0	1	0	0.0	0	0	0
Schexnayder	1.0	1	0	0.0	0	0	0
Harper	1.0	1	0	0.0	1	0	0
Grieb	0.5	0	1	0.0	0	0	0
TEAM	0.0	0	0	0.0	0	0	1
SABERCATS	470.5	382	177	17.0	43	26	15

PASSING	GP/GS	CMP	ATT	YDS	PCI	TD	INT	LG	YDS/GM.	RATE
Grieb	16/16	374	546	4796	68.5	84	16	45	299.8	122.0
Rolovich	16/0	5	10	49	50.0	1	13	3.1	49.6	-
TEAM	-	-	-	-109	-	-	-	-	-	-
SABERCATS	16	379	556	4736	68.2	85	17	45	296.0	119.9
OPPONENTS	16	361	605	4247	59.7	97	16	45	265.4	109.6

2007 STATISTICS

DATE	OPPONENT	RESULT	ATT.
3/4	at Los Angeles	W, 66-58	12,856
3/9	at Chicago	L, 45-48	16,201
3/24	at Georgia	L, 62-64	11,828
3/31	TAMPA BAY	W, 69-49	13,916
4/6	COLORADO	W, 72-44	12,291
4/13	at New Orleans	L, 54-67	16,721
4/21	LOS ANGELES	W, 73-49	12,984
4/28	UTAH	W, 69-48	12,967
5/5	at Arizona	W, 56-49	10,017
5/12	LAS VEGAS	W, 61-34	13,654
5/19	GRAND RAPIDS	W, 69-44	12,784
5/25	at Nashville	W, 48-34	8,034
6/1	ORLANDO	W, 59-52	12,893
6/9	at Utah	W, 70-49	15,336
6/16	ARIZONA	W, 66-26	14,736
6/25	at Las Vegas	W, 73-46	5,027

AFL PLAYOFFS

7/7	COLORADO	W, 76-67	12,719
7/14	CHICAGO	W, 61-49	12,842
7/29	COLUMBUS (AB)	W, 55-33	17,056

TEAM STATS

	SABERCATS	OPP
SCORING	1012	761
Points Per Game	63.2	47.6
FIRST DOWNS	349	311
Rushing	33	36
Passing	273	223
Penalty	43	52
RUSHING YARDAGE	192	241
Rushing Attempts	100	123
Average/Game	12.0	15.1
PASSING YARDAGE	4619	4260
Att.-Comp.	583-412	587-336
Intercepted	13	22
Average/Game	288.7	266.2
TOTAL OFFENSE	4811	4501
Total Plays	700	729
Average/Game	300.7	281.3
KICKOFF RETURNS	87-1715	113-1871
MFG RETURNS	3-11	2-17
INT RETURNS	22-280	13-141
FUMBLES-LOST	17-8	29-20
PENALTIES-YARDS	123-788	99-548
TIME OF POSSESSION	29:21	30:39
3RD DOWN EFF.	46/85	44/113
3rd Down Pct.	54%	39%
4TH DOWN EFF.	13/20	16/39
4th Down Pct.	65%	41%
SACKS-YARDS	19-93	17-98
TOUCHDOWNS	142	105

SCORE BY QTR

	1	2	3	4	OT	TOI
SABERCATS	243	301	218	250	0	1012
OPPONENTS	134	225	190	212	0	761

RUSHING

	ATT	YDS	AVG	ID	LG
Johnson	44	100	2.3	9	20
Kinsinger	25	47	1.9	6	16
Grieb	7	27	3.9	2	10
Glover	12	10	0.8	5	3
Wright	9	8	0.9	2	3
Geathers	2	0	0.0	0	1
Whelihan	1	0	0.0	0	0
SABERCATS	100	192	1.9	24	20
OPPONENTS	123	241	2.0	21	24

RECEIVING	NO	YDS	AVG	ID	LG
Roe	127	1560	12.3	40	34
Nelson	101	1257	12.4	25	40
Wright	98	1076	11.0	10	43
Geathers	54	509	9.4	11	34
Saintil	16	181	11.3	7	47
Johnson	8	104	13.0	0	19
G.Williams	5	16	3.2	5	5
McIntyre	1	6	6.0	1	6
Gant	1	6	6.0	1	6
Kinsinger	1	2	2.0	1	2

SABERCATS	412	4717	11.4	101	47
OPPONENTS	336	4353	13.0	80	47

KO RETURNS	NO	YDS	AVG	ID	LG
George	37	872	34.8	2	56
Wright	31	710	22.9	3	57
Geathers	8	102	12.8	0	24
Smith	5	5	1.0	1	10
Floyd	2	11	5.5	1	2
Saintil	2	8	4.0	0	6
Johnson	1	7	7.0	1	7
Gant	1	0	0.0	0	0

SABERCATS	87	1715	19.7	7	57
OPPONENTS	113	1871	16.6	2	57

MFG RETURNS	NO	YDS	AVG	ID	LG
George	1	10	10.0	0	10
Smith	2	1	0.5	0	1

SABERCATS	3	11	3.7	0	10
OPPONENTS	2	17	8.5	0	9

SCORING	ID	EG	PAI	2PT	S	PIS
Roe	40	0/0	0/0	0	240	0
Haglund	1	10/18	128/138	0	164	0
Nelson	25	0/0	0/0	0	150	0
Wright	15	0/0	0/0	0	90	0
Geathers	11	0/0	0/0	0	66	0
Johnson	10	0/0	0/0	0	60	0
Saintil	8	0/0	0/0	0	48	0
Kinsinger	7	0/0	0/0	0	42	0
Williams	5	0/0	0/0	0	30	0
Glover	5	0/0	0/0	0	30	0
Smith	3	0/0	0/0	0	18	0
Thomas	2	0/0	0/0	0	12	0
Floyd	2	0/0	0/0	0	12	0
Grieb	2	0/0	0/0	0	12	0
George	2	0/0	0/0	0	12	0
Watson	1	0/0	0/0	0	6	0
McIntyre	1	0/0	0/0	0	6	0
Loney	1	0/0	0/0	0	6	0
Gant	1	0/0	0/0	0	6	0
Harper	0	0/0	0/0	1	2	0
Whelihan	0	0/0	0/0	0	0	0

SABERCATS	142	10/18	128/138	0	1 <th>1012</th>	1012
OPPONENTS	105	12/17	93/102	1 <th>0 <th>761</th> </th>	0 <th>761</th>	761

FIELD GOALS	1-19	20-29	30-39	40-49	50+
Haglund	2/2	6/10	2/5	0/0	0/1

SABERCATS	2/2	6/10	2/5	0/0	0/1
OPPONENTS	1/1	4/4	4/5	2/4	1/3

Haglund (10/18):	(26G)	(25G)	(27G,
19G, 24G)	(18G)	(-) (-)	(24G)
(-) (-)	(-) (-)	(-) (-)	(-) (-)
(-) (-)	(39G)	(-) (-)	(22G)
(36G).			

OPPONENTS (12/17):	(17G)	(56G,
39G)	(29G)	(-) (-)
(-) (-)	(20G)	(30G,
(31G)	(-) (-)	(-) (-)
(-) (-)	(20G)	(20G,
(47G)	(38G)	(-) (-)
(44G).		

PASSING	GP/GS	CMP	ATT	YDS	PCI	ID	INT	LG	YDS/GM.	RATE
Grieb	16/16	399	562	4608	71.0	100	13	47	288.0	125.4
Whelihan	16/0	13	21	109	61.9	1	0	17	6.8	87.2
TEAM	-	-	-	-98	-	-	-	-	-	-
SABERCATS	16	412	583	4619	70.7	101	13	47	288.7	124.3
OPPONENTS	16	336	587	4260	57.2	80	22	47	266.2	98.5

2008 STATISTICS

DATE	OPPONENT	RESULT	ATT.
3/3	at Chicago	L, 47-70	15,409
3/10	at Grand Rapids	W, 66-58	5,833
3/15	ARIZONA	W, 63-43	13,625
3/22	DALLAS	L, 56-59	11,472
3/29	at Kansas City	W, 44-36	13,146
4/5	at New Orleans	L, 43-72	14,236
4/12	PHILADELPHIA	L, 57-58	12,462
4/18	at Utah	W, 61-40	14,701
4/26	LOS ANGELES	W, 70-42	13,083
5/3	at Orlando	L, 35-61	11,733
5/9	at Arizona	W, 63-42	11,514
5/17	UTAH	W, 74-64	13,252
5/24	COLORADO	W, 59-42	13,147
5/31	at Los Angeles	W, 66-56	15,174
6/14	TAMPA BAY	W, 73-70	14,042
6/21	GEORGIA	W, 68-62	12,886

AFL PLAYOFFS

7/7	COLORADO	W, 64-51	12,479
7/14	GRAND RAPIDS	W, 68-62	14,072
7/27	Philadelphia (AB) L	56-59	17,056

TEAM STATS	SABERCATS	OPP
------------	-----------	-----

SCORING	941	875
Points Per Game	59.2	54.7
FIRST DOWNS	348	315
Rushing	28	38
Passing	280	237
Penalty	40	40
RUSHING YARDAGE	147	307
Rushing Attempts	102	101
Average/Game	1.5	3.4
PASSING YARDAGE	4624	4286
Att.-Comp.	606-415	590-355
Intercepted	18	22
Average/Game	284.4	267.9
TOTAL OFFENSE	4771	4663
Total Plays	744	702
Average/Game	298.2	289.6
KICKOFF RETURNS	102-1946	118-2068
MFG RETURNS	4-15	1-5
INT RETURNS	22-323	18-247
FUMBLES-LOST	15-15	24-19
PENALTIES-YARDS	114-659	116-640
TIME OF POSSESSION	28:54	31:06
3RD DOWN EFF.	45/91	38/98
3rd Down Pct.	49%	39%
4TH DOWN EFF.	8/17	20/36
4th Down Pct.	47%	55%
SACKS-YARDS	30-159	16-73
TOUCHDOWNS	127	120

SCORE BY QTR	1	2	3	4	OI	TOI
SABERCATS	190	283	186	286	0	945
OPPONENTS	172	256	173	274	0	875

RUSHING	ATT	YDS	AVG	ID	LG
Johnson	50	51	1.0	7	6
Grieb	15	43	2.9	1	17
Carter	19	31	1.6	5	10
Wright	7	13	1.9	1	9
Glover	4	7	1.8	3	4
Geathers	6	2	0.3	3	1
McIntyre	1	0	0.0	0	0
SABERCATS	102	147	1.5	20	10
OPPONENTS	101	347	3.4	26	28

RECEIVING	NO	YDS	AVG	ID	LG
Wright	134	1457	10.9	24	41
Saintil	120	1503	12.5	35	37
Roe	102	1076	10.5	31	31
Geathers	37	365	9.9	5	34
Johnson	6	86	14.3	1	13
Richey	8	56	7.0	0	23
Gant	2	36	18.0	2	24
Carter	3	18	6.0	1	6
Pino	2	16	8.0	1	10
Obeng	1	12	12.0	0	12
Glover	1	-1	-1.0	0	-1
SABERCATS	416	4624	11.1	100	41
OPPONENTS	355	4445	12.5	83	49

KO RETURNS	NO	YDS	AVG	ID	LG
Wright	56	1183	21.1	1	56
George	29	616	21.2	0	53
Saintil	9	129	14.3	0	24
Smith	5	9	1.8	0	7
Floyd	3	9	3.0	0	8
SABERCATS	102	1946	19.1	1	56
OPPONENTS	118	2068	17.5	3	58

MFG RETURNS	NO	YDS	AVG	ID	LG
Wright	2	16	8.0	0	9
George	1	5	5.0	0	5
Floyd	1	-6	-6.0	0	-6
SABERCATS	4	15	3.8	0	9
OPPONENTS	1	5	5.0	0	5

SCORING	ID	FG	PAT	PPT	PTS
Saintil	35	0/0	0/0	0	210
Roe	31	0/0	0/0	0	186
Haglund	0	21/25	116/124	0	179
Wrights	26	0/0	0/0	0	156
Geathers	9	0/0	0/0	0	54
Johnson	8	0/0	0/0	0	48
Carter	6	0/0	0/0	0	36
Glover	3	0/0	0/0	0	18
Thomas	3	0/0	0/0	0	18
Gant	2	0/0	0/0	0	12
Watson	1	0/0	0/0	0	2
Jones	1	0/0	0/0	0	6
Pino	1	0/0	0/0	0	6
Grieb	1	0/0	0/0	0	6
SABERCATS	127	21/25	116/124	0	2945
OPPONENTS	121	10/20	103/112	0	875

FIELD GOALS 1-19	20-29	30-39	40-49	50+	
Haglund	6/6	6/7	7/8	2/4	0/0
SABERCATS	6/6	6/7	7/8	2/4	0/0
OPPONENTS	0/1	5/8	2/5	2/2	0/2

Haglund (21/25): (25G, 45G) (23G) (33G, 18G, 24G, 17G) (-) (21G, 30G, 35G) (19G) (34G, 48N) (26G, 47G) (35G, 35G, 18G) (28N) (-) (24G) (19G) (31N, 34G) (18G) (44N)

OPPONENTS (10/20): (33N) (64N, 41G) (59N) (25G, 45G) (29N) (36G) (-) (23G, 28G, 46N, 39N) (-) (28G, 19N 28G, 39N) (35G, 43G) (28N) (-) (22G) (-) (-)

INTERCEPTIONS	NO	YDS	AVG	ID	LG
Floyd	10	153	15.3	0	48
Thomas	9	123	13.7	2	48
Smith	3	47	15.7	0	36
SABERCATS	22	323	14.7	2	48
OPPONENTS	18	247	13.7	4	49

DEFENSE	I	S	A	SK	PD	FE	ER
Smith	114.0	101	26	0.0	12	3	1
Thomas	84.0	69	30	0.0	18	3	3
Floyd	79.0	64	30	0.0	15	3	0
Watson	57.5	36	43	9.0	0	3	3
Geathers	22.0	13	18	0.0	3	2	4
Harper	19.5	13	13	4.0	0	5	2
Jones	18.5	12	13	5.0	5	1	2
McIntyre	18.0	14	8	6.0	3	3	0
Haglund	16.0	11	10	0.0	0	0	0
Saintil	15.5	11	9	0.0	0	0	1
Williams	9.5	5	9	3.0	4	1	1
Roe	6.5	5	3	0.0	0	0	0
Gant	5.0	3	4	0.0	0	0	0
Wright	5.0	5	0	0.0	0	0	0
Carter	4.0	2	4	0.0	0	0	0
Grieb	3.5	3	1	0.0	0	0	0
Glover	3.0	1	4	1.0	0	0	2
Johnson	2.5	2	1	0.0	0	0	0
Frederic	2.0	2	0	0.0	0	0	0
Loney	1.5	1	1	0.0	0	0	0
George	1.0	1	0	0.0	1	0	0
Pino	1.0	1	0	0.0	0	0	0
Thomas	1.0	1	0	0.0	0	0	0
Browning	1.0	1	0	1.0	0	0	0
TEAM	1.0	0	0	0.0	0	0	0
Hunter	0.5	0	1	0.0	0	0	0
SABERCATS	492	378	228	29.0	61	24	19

PASSING	GP/GS	CMP	ATT	YDS	PCI	ID	INT	LG	YDS/GM.	RATE
Grieb	16/16	415	606	4613	68.5	100	18	41	288.3	118.1
Rislov	16/1	1	2	11	50.0	0	0	11	0.7	66.7
TEAM	-	-	-	-73	-	-	-	-	-	-
SABERCATS	16	416	608	4624	68.4	100	18	41	284.4	117.5
OPPONENTS	16	355	590	4286	60.2	83	22	49	267.9	102.1

2011 STATISTICS

DATE	OPPONENT	RESULT	ATT.
3/11	SPOKANE	W, 76-48	10,563
3/18	KANSAS CITY	W, 60-57	9,563
3/25	at Chicago	L, 54-41	7,466
4/1	IOWA	L, 76-69	9,163
4/8	UTAH	W, 75-55	8,763
4/16	at Tulsa	5:00 P.M.	
4/23	PHILADELPHIA	7:30 P.M.	
5/7	ARIZONA	7:30 P.M.	
5/14	at Pittsburgh	4:30 P.M.	
5/21	at Utah	6:00 P.M.	
5/28	GEORGIA	7:30 P.M.	
6/4	at Dallas	5:30 P.M.	
6/18	at Arizona	7:00 P.M.	
6/25	at Cleveland	4:00 P.M.	
7/1	JACKSONVILLE	7:30 P.M.	
7/8	ORLANDO	7:30 P.M.	
7/15	at Spokane	7:30 P.M.	
7/23	at Tampa Bay	4:30 P.M.	

TEAM STATS	SABERCATS	OPP
SCORING	321	290
Points Per Game	64.2	58.0
FIRST DOWNS	114	103
Rushing	18	10
Passing	85	81
Penalty	11	12
RUSHING YARDAGE	86	96
Rushing Attempts	32	30
Average/Game	17.2	19.2
PASSING YARDAGE	1,484	1,601
Att.-Comp.	191-134	198-124
Intercepted	4	6
Average/Game	296.8	320.2
TOTAL OFFENSE	1,570	1,697
Total Plays	227	237
Average/Game	314.0	339.4
KICKOFF RETURNS	32-587	30-517
MFG RETURNS	2-12	0-0
INT RETURNS	6-74	4-(-3)
FUMBLES-LOST	5-1	4-1
PENALTIES-YARDS	30-213	36-222
TIME OF POSSESSION	28:52	31:00
3RD DOWN EFF.	14-30	13-35
3rd Down Pct.	46.7%	37.1%
4TH DOWN EFF.	6-12	10-17
4th Down Pct.	50.0%	58.8%
SACKS-YARDS	9-62	4-27
TOUCHDOWNS	46	42

SCORE BY QTR	1	2	3	4	OT	TOT
SABERCATS	77	100	44	100	0	321
OPPONENTS	53	84	61	92	0	290

RUSHING	ATT	YDS	AVG	ID	LG
Cook	25	70	2.8	12	13
Grieb	4	10	2.5	1	4
Flowers	2	5	2.5	1	3
Wright	1	1	1.0	0	1
SABERCATS	23	48	2.1	9	6
OPPONENTS	27	81	3.0	5	17

RECEIVING	NO	YDS	AVG	ID	LG
Wright	38	399	10.5	3	38
Goodson	35	469	13.4	9	30
Flowers	28	267	10.0	11	24
Gullory	9	76	8.4	0	18
Toler	8	113	14.1	1	47
Cook	6	55	9.2	1	18
Nwokocha	5	80	16.0	1	30
Lewis	4	40	10.0	2	14
Brookins	1	12	12.0	0	12
SABERCATS	134	1511	11.3	28	47
OPPONENTS	124	1611	13.0	34	46

KO RETURNS	NO	YDS	AVG	ID	LG
Wright	14	283	20.2	1	58
George	9	166	18.4	0	24
Brookins	7	123	17.6	0	26
Gullory	1	12	12.0	0	12
Smith	1	3	3.0	0	3
McClean	0	19	5.0	0	19
SABERCATS	32	587	18.3	1	58
OPPONENTS	30	517	17.2	2	56

MFG RETURNS	NO	YDS	AVG	ID	LG
Brookins	2	12	6.0	0	12
SABERCATS	2	12	6.0	0	12
OPPONENTS	-	-	-	-	-

SCORING	ID	FG	PAT	2PT	S	PTS
Flowers	11	0/0	0/0	0	0	66
Cook	13	0/0	0/0	0	0	78
Goodson	9	0/0	0/0	0	0	54
Gamboa	0	2/2	35/45	0	0	41
Wright	4	0/0	0/0	0	0	24
Lewis	2	0/0	0/0	0	0	12
McClean	1	0/0	0/0	0	0	8
Nwokocha	1	0/0	0/0	0	0	6
Grieb	1	0/0	0/0	0	0	6
Toler	1	0/0	0/0	0	0	6
Nyenhuis	1	0/0	0/0	0	0	6
Smith	1	0/0	0/0	0	0	6
SABERCATS	46	2/2	35/45	0	0	321
OPPONENTS	42	0/2	32/38	0	0	290

FIELD GOALS 1-19	20-29	30-39	40-49	50+
Gamboa	2-2	-	-	-
SABERCATS	2-2	-	-	-
OPPONENTS	0-2	-	-	-

SABERCATS (2/2): (-) (17G, 18G) (-) (-)
(-)
OPPONENTS (0/2): (-) (52N, 50N) (-) (-)
(-)

INTERCEPTIONS	NO	YDS	AVG	ID	LG
Brookins	3	5	1.7	0	0
McClean	1	46	46.0	1	46T
Smith	1	11	11.0	1	11T
Nyenhuis	1	7	7.0	1	46T
SABERCATS	6	74	12.3	3	46T
OPPONENTS	4	-3	-3.0	0	-3

PASSING	GP/GS	CMP	ATT	YDS	PCT	ID	INT	LG	YDS/GM.	RATE
Grieb	5/5	134	190	1,511	70.5	28	4	47	302.2	122.1
Bethel Thompson	1/0	0	1	0	0.0	0	0	0	0.0	39.6
TEAM		0	0	-27	0.0	0	0	0	-6.8	39.6
SABERCATS		134	191	1,484	70.2	28	4	47	296.8	120.8
OPPONENTS		124	198	1,601	62.6	34	6	46	320.2	114.9

HISTORY

SABERCATS TRADE HISTORY

1994
Dec. 18 - Traded WR/LB **Jeff Mayes** to Mexico City for DS **Pat McGuirk**.

1995
Feb. 24 - Traded OL/DL **Tom Gibson** to Arizona for WR/LB **Daryl Rogers**.

Apr. 6 - Acquired OL/DL **Chris Baus** from Arizona for future considerations (OL/DL **Jimmy Moore**).

Date - Acquired DS **Rowland Crawford** from Tampa Bay for future considerations.

May 17 - Traded WR/LB **Brian Greene**, OL/DL **Joe Jacobs** and OL/DL **Larry Jones** to Charlotte for OL/DL **Marlin Brown** and QB **Tom Kimbrough**.

Jun. 12 - Acquired OL/DL **Ricky Shaw** from Orlando for future considerations (WR/LB **Daryl Rogers**).

1996
Apr. 30 - Traded WR/LB **Anthony Howard** to Connecticut for OL/DLs **Mike Evans** and **James Spencer**.

Jun. 4 - Traded DS **Chris Barber** and WR/DB **Amod Field** to Orlando for QB **Ben Bennett**.

Nov. 28 - Traded OL/DL **Chris Baus**, QB **Ben Bennett** and OL/DL **Larry Jones** to Portland for WR/DB **Bref Cooper**, OL/DL **Ramon Luster** and DS **Chales Wright**.

1997
Feb. 25 - Traded OL/DL **Charles Miller**, FB/LB **Tom Pettithomme** and WR/DB **Spencer Wray** to New Jersey for QB **John Kaleo**.

Apr. 4 - Traded DS **Kip Texada** to New York for WR/DB **Willie Culpepper**.

Jun. 17 - Traded QB **John Kaleo** to ana-

heim for WR/LB **Jai Hill**.

Nov. 18 - Traded WR/DB **Lance Thomas** to Houston for FB/LB **Andy Chilcote**.

1998
Apr. 29 - Traded WR/DB **Bref Cooper** to Orlando for OL/DL **Sam Hernandez**. Traded QB **Tom Kimbrough** to New York for future considerations.

Oct. 19 - Traded WR/DB **Clifford Green** to Albany for K **Pete Elezovic** (later rescinded).

Nov. 19 - Acquired FB/LB **Tom Pettithomme** from Iowa for future considerations.

Dec. 2 - Traded OS **Titus Dixon** to Milwaukee for rights to OL/DL **Ron Lewis**.

1999
Feb. 8 - Traded OL/DL **Al Noga** to New England for FB/LB **Andy Chilcote**.

Mar. 11 - Traded FB/LB **Tony Burse** and WR/LB **Melvin Phillips** to Buffalo for QB **Mark Grieb**.

Apr. 19 - Acquired WR/DB **Charles Swann** from Orlando for future considerations.

Jun. 16 - Traded DS **Herschel Currie** to Grand Rapids for future considerations (later voided).

2000
Mar. 17 - Traded OL/DL **Derrick Turner** to Florida for FB/LB **George Del Ricco**.

Mar. 20 - Acquired FB/LB **Josh Amundson** from Florida for future considerations (WR/LB **Kevin Cooper**).

2001

Jan. 16 - Traded WR/DB **Kyle Gary** to Carolina for OL/DL **Brian Lyle**.

Jan. 26 - Traded OL/DL **Jason Worley** to Chicago for future considerations.

Apr. 30 - Traded OL/DL **Kelvin Kinney** to Detroit for future considerations.

2002
Apr. 10 - Traded OL/DL **Ken Talanoa** to Toronto for future considerations (later rescinded).

Oct. 23 - Acquired OS **Aaron Bailey** from Carolina for future considerations.

2003
Nov. 26 - Traded DS **Gana Joseph** to New Orleans for future considerations.

2005
Oct. 6 - Traded OL/DL **Devin Wyman** and WR/DB **Jordan Younger** to Nashville for **Fred Coleman**.

2006
Jan. 21 - Traded WR/LB **Yardon Brantley** to Philadelphia for future considerations.

Jan. 22 - Traded WR/LB **Kenny Solomon** to Grand Rapids for future considerations.

2007
Feb. 23 - Traded OL/DL **Kyle Rasmusen** to Grand Rapids for future considerations.

Feb. 24 - Traded DB **Rufus Brown** to New York for future considerations.

May 2 - Traded OL **Todd Williams** to Grand Rapids for future considerations.

2008
Jan. 11 - Traded OL **Troy Reddick** to Kansas City for future considerations.

2011
Feb. 18 - Traded WR/DB **Mike Brown** to Philadelphia for future considerations.

DISPERSAL DRAFT HISTORY

DECEMBER 17, 1997				
Round	Last Name	First Name	Position	Team
1	Poulivaati	Sal	OL/DL	Anaheim
2	Jones	Tommy	WR/DB	Anaheim
3	Smith	JeMone	WR/DB	Anaheim

DECEMBER 10, 2001				
Round	Last Name	First Name	Position	Team
1	Riley	Sean	WR/DB	Milwaukee
2	McKenzie	Kevin	WR/DB	Florida
3	Garnett	Winfield	OL/DL	Florida
4	Kinsinger	Matt	FB/LB	Houston

OCTOBER 10, 2002				
Round	Last Name	First Name	Position	Team
1	Jenkins	Nakia	WR/DB	Toronto

OCTOBER 14, 2004				
Round	Last Name	First Name	Position	Team
1	Younger	Jordan	WR/DB	Indiana

OCTOBER 26, 2007				
Round	Last Name	First Name	Position	Team
1	Carter	Toure'	WR/DB	Austin
2	Morey	Sean	WR	Austin



EXPANSION DRAFT HISTORY

PLAYERS SELECTED					
Round	Last Name	First Name	Position	Prev. Team	
1	Mayes	Jeff	WR/LB	Tampa Bay	
2	Field	Amod	WR/DB	Orlando	
3	Gibson	Tom	OL/DL	Arizona	
4	Smith	Maurice	DS	Arizona	
5	Howard	Anthony	WR/DB	Charlotte	
6	Barber	Chris	WR/DB	Fort Worth	
7	Sila	Alo	OL/DL	Las Vegas	
8	Adams	Ron	QB	Tampa Bay	
9	Hughes	Darren	WR/DB	Cleveland	

PLAYERS LOST					
Last Name	First Name	Position	Date	Team	
Costar	Gary	OL/DL	12/18/95	Minnesota	
Stoyanovich	Billy	K	11/2/98	Buffalo	
Green	Clifford	DS	3/7/00	Los Angeles	
Rice	Anthony	WR/DB	3/7/00	Los Angeles	
Chilcote	Andy	FB/LB	3/7/00	Los Angeles	
Pettithomme	Tom	FB/LB	3/7/00	Los Angeles	
Bees	Bob	QB	3/7/00	Oklahoma	
Joseph	Terrance	DS	12/4/01	Buffalo	
Dozier	Joey	FB/LB	10/22/02	Colorado	
Riley	Sean	WR/DB	10/2/03	Grand Rapids	
Garnett	Winfield	OL/DL	10/8/03	Philadelphia	
Noah	Abdul-Sallam	OL/DL	10/8/03	Philadelphia	
Pauley	Charles	WR/DB	9/29/04	Chicago	
Tuupo	Tuupo	FB/LB	9/29/04	Las Vegas	
Smith	Art	DS	9/29/04	Nashville	
Gatrell	Rob	OL/DL	9/29/04	Las Vegas	
Waller	Trayvon	DS	9/29/04	Grand Rapids	
Keanaaina	Keala	FB/LB	9/26/05	Utah	
Diamond	Erin	DS	9/26/05	Utah	
Davis	Rashed	WR/DB	10/6/06	New Orleans	
Kuhn	John	FB/LB	10/6/06	New Orleans	



AFL HONORS

ALL-AFL FIRST TEAM			OFFENSIVE PLAYER OF THE YEAR			DEFENSIVE PLAYER OF THE WEEK		
Year	Name	Pos.	Year	Name	Pos.	Year	Name	Playoffs
2008	Marquis Floyd	DB	2002	Mark Grieb	QB	2006	Ben Nelson	WK 8
2008	A.J. Haglund	K	DEFENSIVE PLAYER OF THE YEAR			2005	Rashied Davis	WK 9
2008	Steve Watson	LB	2003	Clevan Thomas	DS	2005	Mark Grieb	WK 15
2007	Clevan Thomas	DB	2002	Clevan Thomas	DS	2004	Mark Grieb	WK 6
2005	Mark Grieb	QB	ROOKIE OF THE YEAR			2004	James Roe	WK 9
2004	Omarr Smith	DS	2006	Ben Nelson	OS	2004	Mark Grieb	WK 13
2003	Keala Keanaaina	FB/LB	2002	Clevan Thomas	DS	2003	Aaron Bailey	WK 6
2003	Clevan Thomas	DS	"DON'T BLINK" PLAYER OF THE YEAR			2003	Kevin McKenzie	Playoffs
2003	Barry Wagner	WR/DB	1999	Steve Papin	OS	2002	John Dutton	Playoffs
2002	Mark Grieb	QB	1998	Steve Papin	OS	2001	Mark Grieb	WK 12
2002	Clevan Thomas	DS	LINEMAN OF THE YEAR			2000	Steve Papin	WK 13
2002	Barry Wagner	WR/DB	2000	Sam Hernandez	OL/DL	1998	Ron Lopez	WK 14
2000	Sam Hernandez	OL/DL	HEAD COACH OF THE YEAR			1996	Titus Dixon	WK 3
1996	Pat McGuirk	DS	2002	Darren Arbet		1995	Titus Dixon	WK 11
1995	Pat McGuirk	DS	2000	Darren Arbet		DEFENSIVE PLAYER OF THE WEEK		
ALL-AFL SECOND TEAM			OFFENSIVE PLAYER OF THE MONTH			2008	Clevan Thomas	WK 16
2008	Brian Johnson	FB	Year	Name	Month	2007	Ron Jones	WK 9
2008	Clevan Thomas	LB	2005	Rashied Davis	March	2006	Clevan Thomas	WK 12
2007	James Roe	WR	2005	Mark Grieb	April	2005	Tremain Mack	WK 6
2007	Ron Jones	DL	2004	Mark Grieb	February	2004	Omarr Smith	WK 1
2007	A.J. Haglund	K	2004	Mark Grieb	April	2003	Clevan Thomas	WK 14
2006	Clevan Thomas	DS	2002	Mark Grieb	May	2002	Bob McMillen	WK 2
2004	Mark Grieb	QB	DEFENSIVE PLAYER OF THE MONTH			2002	Sam Hernandez	WK 4
2003	Sam Hernandez	OL/DL	2008	Clevan Thomas	June	2002	Joe Jacobs	WK 10
2002	James Hundon	OS	2008	Marquis Floyd	May	IRONMAN OF THE WEEK		
2002	Mik Ulufale	OL/DL	2007	Clevan Thomas	June	2011	Rodney Wright	WK 2
2001	Joe Jacobs	OL/DL	2003	Clevan Thomas	February	2008	Jason Geathers	WK 8
2000	Steve Papin	OS	2003	Clevan Thomas	May	2007	Phil Glover	Playoffs
1999	Steve Papin	OS	IRONMAN OF THE MONTH			2007	Phil Glover	Playoffs
1998	Sam Hernandez	OL/DL	2005	Rodney Wright	April	2006	Charles Pauley	WK 3
1998	Tommy Jones	DS	2004	Rashied Davis	March	2005	Rodney Wright	WK 12
1997	Al Noga	OL/DL	2003	James Roe	February	2005	Rodney Wright	WK 13
1995	Amod Field	WR/DB	2003	Barry Wagner	April	2004	Rashied Davis	WK 3
1995	Titus Dixon	OS	KICKER OF THE MONTH			2004	James Roe	WK 8
ALL-IRONMAN TEAM			2008	A.J. Haglund	March	2004	Barry Wagner	WK 15
2008	Jason Geathers	WR/LB	2008	A.J. Haglund	April	2003	Clevan Thomas	WK 7
2007	Jason Geathers	WR/LB	2008	A.J. Haglund	May	2003	Barry Wagner	WK 16
2005	James Roe	WR/LB	ROOKIE OF THE MONTH			2002	Barry Wagner	WK 8
2004	James Roe	WR/LB	2006	Ben Nelson	March	2002	Barry Wagner	WK 12
2004	Rashied Davis	WR/DB	2005	Tremain Mack	March	2002	Barry Wagner	Playoffs
2003	Jamesz Roe	WR/LB	2002	Clevan Thomas	April	2001	Bob McMillen	WK 3
2002	Barry Wagner	WR/DB	OFFENSIVE PLAYER OF THE WEEK			2001	James Roe	WK 4
2001	Barry Wagner	WR/DB	Year	Name	Week	2001	Barry Wagner	WK 5
1999	Shalon Baker	WR/LB	2011	Mark Grieb	WK 5	2001	Barry Wagner	WK 15
ALL-ROOKIE TEAM			2008	Mark Grieb	WK 13	2000	Barry Wagner	WK 5
2007	Steve Watson	LB	2008	Cleannord Saintil	WK 16	1999	Derrick Chachere	WK 9
2007	A.J. Haglund	K	2007	James Roe	Playoffs	1998	Shalon Baker	WK 9
2006	Ben Nelson	OS	2007	Mark Grieb	Playoffs	1998	Steve Papin	WK 14
2002	Clevan Thomas	DS	2006	Ben Nelson	WK 10	1997	Willie Culpepper	WK 10
2002	James Williams	FB/LB	2006	Mark Grieb	WK 16	1997	Lenoard Nelson	WK 7
2000	Mike Ulufale	OL/DL	2006	Mark Grieb	WK 16	1995	Amod Field	WK 12
1998	Shalon Baker	WR/LB						



A HISTORICAL LOOK AT THE SABERCATS

WHEN IT STARTED

October 26, 1994 was the day the Arena Football League approved the city of San Jose's application for an expansion franchise to begin play in 1995. San Jose became the fifth AFL expansion team for the 1995 season, along with St. Louis, Memphis, Hartford and Des Moines. The expansion of the league by five teams is the largest expansion of an American professional sports league since the National Hockey League added six teams in 1967.

THE NAME

The name SaberCats portrays a vivid image of strength, power and destruction. In prehistoric times, the Sabertooth Cat (known as "Smilodon Californicus" to archaeologists) was widely found throughout Europe and the United States with the largest concentration believed to inhabit what is now California. The ancient prehistoric cat was a formidable hunter that was rendered extinct by the massive ice flows that covered much of the earth during the "Ice Age" more than 2,000,000 years ago. The United States is home to the largest collection of fossilized dinosaur bones found in the world, with the largest number of Sabertooth Cat fossils found in Southern California's La Brea Tar Pits. In fact, due to the enormous number of fossils unearthed, the Sabertooth Cat has been adopted as California's official state fossil. The classic Sabertooth Cat was a fierce predator whose whole body was powerfully built to make it a very efficient carnivore.

THE PLAYERS

He will forever be the answer to a SaberCats' trivia question. Who was the first official player in San Jose history? That distinction goes to Jeff Mayes, a wide receiver/linebacker from Vanderbilt University, who was San Jose's first selection (fourth overall) in the 1994 AFL Expansion Draft. Other notables in the draft included WR/DB Amod Field (second round), WR/LB Anthony Howard (fifth round), WR/DB Chris Barber (sixth round) and OL/DL Alo Sila (seventh round). The roster of players assembled by Director of Football Operations Terry Malley and Head Coach Todd Shell finished its inaugural season with a record of 8-4 and became the first team in professional sports history to capture a division championship as an expansion team.

1994

Dec. 7 - The Arena Football League awarded the city of San Jose an expansion franchise and with it came the birth of the San Jose SaberCats. The team also announced the hiring of former San Francisco 49er Todd Shell as Head Coach and former Santa Clara University head Football Coach Terry Malley as Director of Football Operations.

Dec. 13 - The AFL holds its expansion draft with WR/DB Jeff Mayes being the first player selected by San Jose. A total of nine players were chosen by the SaberCats, including local product OL/DL Alo Sila (Overfelt HS, San Jose CC).

1995

Jan. 13 - San Jose pulled the trigger on the first trade in franchise history dealing Jeff Mayes to Mexico City for the rights to local product WR/DB Pat McGuirk.

Feb. 22 - The SaberCats unveiled their logo and colors before hundreds of media and fans at the San Jose Arena.

Mar. 7 - WR/LB Daryl Rogers became the first player in franchise history to sign a contract and commit to attend training camp.

Apr. 23 - The SaberCats hold their first-ever training camp at Patrick Henry Junior High School in San Jose.

Apr. 30 - The SaberCats play their inaugural game, a pre-season matchup with the Memphis Pharoahs in Tennessee. San Jose came away with a 39-30 victory.

May 12 - San Jose played its first-ever regular season game failing to defending ArenaBowl champion Arizona, 43-37, in overtime. The game was played before 15,105 enthusiastic fans at San Jose Arena.

May 20 - San Jose played its first road game and registered the franchise's first-ever victory with a 32-27 win over Las Vegas.

Aug. 8 - The SaberCats' first regular season came to an end with a 41-40 loss to Arizona. Despite the defeat, San Jose finished with an 8-4 record and captured the West Division title becoming the first expansion team in Arena Football League history to win a division title.

Aug. 13 - San Jose was defeated, 54-37, by Orlando in front of 13,471 fans in San Jose Arena in its first-ever playoff game.

1996

May 18 - Kicker Aaron Mills set and AFL record and tied a professional football mark when he connected on a 63-yard field in the first half against the Florida Bobcats.

1997

Aug. 8 - For the second time in three years, the SaberCats appeared in postseason play after recording an 8-6 record. San Jose travelled to Iowa and fell 68-59, to the Barnstormers.

1999

Jan. 13 - Former assistant Darren Arbet was named head coach, replacing Todd Shell, becoming the second head coach in franchise history.

Apr. 24 - San Jose wins its first-ever season opener, 54-53, as Carlos Huerta kicked a 36-yard field goal with one second remaining to beat Grand Rapids.

2000

Mar. 21 - San Jose signs six-time AFL Ironman of the Year and two-time league MVP Barry Wagner to a free agent contract.

Jun. 1 - San Jose posts its first-ever win in Arizona with a 55-34 victory over the Rattlers in a nationally televised game.

Jun. 9 - The SaberCats defeat New England 85-76 in what was the highest scoring game ever in the AFL.

Jul. 22 - It was a historical night for the SaberCats as they tied a league record with their 11th consecutive regular season win and clinched their first Western Division title since 1995 with an 83-54 win over Buffalo.

Aug. 4 - San Jose posts its first-ever postseason win with a 63-40 defeat of Oklahoma.

Aug. 21 - Head Coach Darren Arbet is named the league's Coach of the Year and OL/DL Sam Hernandez is named the league's Lineman of the Year.

2001

May 5 - San Jose set an AFL record with its 15th consecutive regular season victory, a 73-17 defeat of Oklahoma. San Jose topped the record of 14 set by the 1995-96 Tampa Bay Storm teams.

Jun. 16 - QB Mark Grieb threw for 430 yards and the SaberCats overcame a 17-point fourth quarter deficit to beat Nashville 58-57 in overtime. It was the third OT game in team history and first in four years.

Jul. 6 - San Jose clinched its second straight Western Division title and posted its first-ever season sweep of the Arizona Rattlers with a 73-63 win in Phoenix.

Jul. 21 - The SaberCats beat Houston, 80-27, to become the first team in league history to win two games by 50 or more points in one season.

Aug. 4 - Exactly one year after their first-ever playoff win, the SaberCats win their second postseason contest knocking off Arizona 68-49. It was coach Darren Arbet's 30th career victory making him the winningest coach in team history.

2002

May 25 - San Jose sets a league record by scoring 77 or more points in three straight games with a 77-54 win over Dallas.

Jun. 29 - San Jose clinches its third straight division Western Division title with a 58-41 win at Dallas.

Jul. 5 - The SaberCats become the first team in AFL history to go 12-0 and secured the top seed in the playoffs with a 52-41 win over Indiana. San Jose eclipsed the 1994 Orlando Predators, who started that season with an 11-0 mark.

Jul. 21 - With a 58-41 win at Carolina, the SaberCats set an AFL record with 13 regular season wins (13-1).

Aug. 16 - (POS) Clevan Thomas wins league Rookie and Defensive Player of the Year awards, Mark Grieb captures the Offensive Player of the Year and Darren Arbet is honored with his second Coach of the Year award at the ArenaBall Banquet.

Aug. 18 - Before a sellout crowd of 16,942 at the Compaq Center, the SaberCats claimed their first league title with a 52-14 win over Arizona in ArenaBowl XVI. The SaberCats set a league record by scoring 50 or more points in every game.

A HISTORICAL LOOK AT THE SABERCATS

2003

Mar. 14 - (POS) Clevan Thomas intercepted a pass in his seventh straight game to establish an AFL record as San Jose beat Buffalo 58-41.

May 17 - Clevan Thomas set a new league record with his 13th interception and the SaberCats captured their fourth straight Western Division title and the No. 1 playoff seed with a 47-43 win over Los Angeles.

Jun. 2 - (POS) Clevan Thomas wins his second straight ADT Defensive Player of the Year award.

2004

Feb. 5 - The SaberCats began their 10th season in the AFL.

Apr. 4 - WR/DB James Roe ties a league record and sets a team mark with seven TD catches in a win at Tampa Bay.

Jun. 27 - In front of an America West Arena record crowd of 17,391, San Jose wins its second Arena Bowl Championship in three seasons and sets a title game record for points scored in a 69-62 win at Arizona.

2005

Apr. 22 - San Jose sets a team record for points and scores the most points by a visiting team in league history in their 89-41 win at Colorado.

May 21 - With a win over the Georgia Force, the SaberCats clinche their sixth straight playoff berth.

2006

Apr. 22 - Mark Grieb throws his 500th career TD pass and the SaberCats produced the largest regulation come-from-behind victory in team history with 63-59 defeat of Austin. San Jose twice trailed by 22 points and matched the team mark set in an overtime game against Florida on June 30, 2001.

May 6 - San Jose clinched its sixth Western Division title with a 61-56 win over defending ArenaBowl champion Colorado.

May 17 - The 2002 SaberCats were named the league's Greatest Team in a vote of the 20th season historical committee.

May 24 - Ben Nelson is named the AFL's Rookie of the Year, joining Clevan Thomas (2002) as the only San Jose players to earn the award.

Jun. 3 - San Jose reaches the semifinal round of the playoffs for the sixth time in seven season, but fails to eventual league champion Chicago, 59-56.

2007

Apr. 13 - Friday the 13th was scary for the SaberCats as they dropped a 67-54 decision to the VooDoo despite a franchise record 445 passing yards from Mark Grieb. San Jose would not lose a game the rest of the year.

May 12 - Head Coach Darren Arbet wins his 100th game with

a 61-34 defeat of the Las Vegas Gladiators.

May 25 - The SaberCats post their first win in Nashville with a 48-34 victory over the Kats.

Jun. 1 - With a 59-52 win over Orlando, the SaberCats clinche their second straight Western Division title and seventh in team history.

Jun. 9 - Mark Grieb throws his 600th career TD pass and sets a team game record with 10 in a win at Utah.

Jun. 16 - With their 66-26 win over Arizona the SaberCats notched their 14th straight regular season home victory matching their own AFL record for the second-longest streak.

Jun. 25 - San Jose wins it's 10th straight game and sets an AFL record for scorigo over 60 points for the 11th time in a 73-46 win at Las Vegas.

Jun. 29 - *The SaberCats defeat Columbus, 55-33 in ArenaBowl XXI giving the franchise its third AFL title.*

2008

May 3 - QB Mark Grieb became the sixth player all-time to throw for over 35,000 yards after throwing for 231 yards at Orlando. He later moved into fifth place all-time, finishing the season with 36,846.

June 21 - QB Mark Grieb throws for 100 touchdowns passes for the second consecutive season, becoming only the second player in league history to accomplish the feat. Tied another AFL record, throwing for 70-or-more touchdowns in seven consecutive seasons.

July 1 - K A.J. Haglund becomes the first player in SaberCats history to be named Kicker of the Year.

July 14 - QB Mark Grieb passes 700 passing touchdowns for his career, following a nine touchdown versus Tampa Bay.

July 21 - SaberCats advance to their second consecutive ArenaBowl and fourth ArenaBowl in franchise history following an 81-55 victory over Grand Rapids.

Dec. 15 - Arena League announces it will suspend operations for the 2009 season.

2011

June 16 - SaberCats announce their return to the AFL following a two-year hiatus.

September 14 - 10-year Head Coach Darren Arbet returns to oversee the return of the SaberCats and takes on increased responsibility as part owner of the franchise.

November 11 - Three-time ArenaBowl and two-time ArenaBowl MVP QB Mark Grieb returns for his 12th season in the AFL and 11th season with San Jose.

March 11 - The SaberCats return to the AFL with a dominating 76-48 victory over the Spokane Shock.

ALL-TIME ALPHABETICAL ROSTER

A					B					C					D																																																																																																																																																																																																																																																									
Last	First	Position	School	Years	Last	First	Position	School	Years	Last	First	Position	School	Years	Last	First	Position	School	Years	Last	First	Position	School	Years																																																																																																																																																																																																																																																
Abrams	Eric	K	Stanford	1997	Babb	Mike	WR/LB	Weber State	1996	Brown	Van	OL/DL	NW Oklahoma St.	2006	Daff	Kevin	QB	UC Davis	2003	Brown	Browning	Alfonso	WR/LB	Kentucky	1998	Damond	Erin	DS	Southern	2005																																																																																																																																																																																																																																										
Adams	Theo	OL/DL	Hawaii	1996-97	Bailey	Aaron	WR/DB	Louisville	2003	Daniels	Jyme	OL/DL	Pacific	1996	Davis	Rashed	WR/DB	San Jose St.	2003-05	Baker	Sharon	WR/LB	Montana	1998-05	Dickerson	Rodney	FB/LB	Humboldt St.	1996	Brown	Jared	QB	UNLV	1998	Banks	Kofi	WR/DB	UNLV	1995	Brown	Marlin	OL/DL	North Carolina	1999	Butler	Kevin	FB/OL	Northwestern	2003-05	Bard	Chris	WR/DB	No. Carolina A&T	1995-96	Bryant	Vaughn	WR/DB	Stanford	1996	Barber	Sebastian	OL/DL	Liberty	2004-05	Case	Stoney	QB	New Mexico	2006	Butler	Howard	OL/DL	San Jose St.	1996-2001	Barrie	Karl	OL/DL	Kentucky Wesleyan	2006	Chachere	Derrick	FB/LB	Nevada	1995-2000	Calvin	Ivy	FB/LB	CS Northridge	1995	Cheevers	Sean	K	Long Beach St.	1995	Campbell	Bryan	OL/DL	Kansas St.	1995	Chicote	Andy	FB/LB	WI-Stevens Point	1999	Cole	Lee	DS	Arizona St.	2000-01	Clemens	Kevin	OL/DL	Grand Valley St.	1998	Coleman	Fred	WR/LB	Washington	2004, 06	Cobb	Anthony	DS	UCLA	2001-03	Cooper	Bret	WR/DB	C. Florida	1997	Cook	Chad	FB/LB	Murray St.	2011-*	Costar	Gary	OL/DL	Texas A&M	1995	Cole	Lee	DS	Arizona St.	2000-01	Cox	Greg	FB/LB	San Jose St.	1995	Campbell	Bryan	OL/DL	Kansas St.	1995	Culpepper	Willie	WR/DB	SW Louisiana	1997	Campbell	Bryan	OL/DL	Kansas St.	1995	Currie	Herschel	DS	Oregon St.	1997-99	Campbell	Bryan	OL/DL	Kansas St.	1995	Case	Stoney	QB	New Mexico	2006	Davis	Rashed	WR/DB	San Jose St.	2003-05	Chachere	Derrick	FB/LB	Nevada	1995-2000	Cole	Lee	DS	Arizona St.	2000-01	Davis	Wendell	DS	Oklahoma	2002-05	Chicote	Andy	FB/LB	WI-Stevens Point	1999	Dickson	Rodney	FB/LB	Humboldt St.	1996	Clemens	Kevin	OL/DL	Grand Valley St.	1998	Dixon	Titus	OS	Troy St.	1995-97	Cobb	Anthony	DS	UCLA	2001-03	Cook	Chad	FB/LB	Murray St.	2011-*	Domingos	Steve	K	San Francisco St.	1996	Cole	Lee	DS	Arizona St.	2000-01	Cooper	Bret	WR/DB	C. Florida	1997	Costar	Gary	OL/DL	Texas A&M	1995	Cox	Greg	FB/LB	San Jose St.	1995	Culpepper	Willie	WR/DB	SW Louisiana	1997	Currie	Herschel	DS	Oregon St.	1997-99



ALL-TIME ALPHABETICAL ROSTER

Dozier	Joey	FB/LB	New Mexico St.	2000-01, 05	McIntyre	Garrett	DL	Fresno St.	2007
Duffton	John	QB	Nevada	2000-02	McKenzie	Kevin	WR/LB	Washington St.	2003, 06
E									
Ellis	Jeff	OL/DL	Ohio St.	1995	Mclean	Dwight	DB	Purdue	2011-*
F									
Fernandez	Ryan	WR/DB	Stanford	2005	McMillen	Bob	FB/LB	ILL-Benedictine	2001-02
Field	Amod	WR/DB	Montclair St.	1995	Mickelbart	Paul	OL/DL	Washington St.	1997
Floyd	Marquis	WR/DB	West Georgia	2006-07	Miller	Charles	OL/DL	Pacific	1995-96
Flowers	Nichiren	WR	Nevada	2011-*	Milligan	Hamin	DS	Houston	2003
Franklin	Greg	FB/LB	Sonoma St.	1995	Mills	Aaron	K	Stanford	1995-96
Frantz	Dan	K	Portland St.	2004-05	Milton	Henry	WR/DB	Sonoma St.	1997
Fresques	Bobby	QB	Sacramento St.	1996	Morris	Cree	QB	St. Mary's (CA)	1997
G									
Gambao	Juan	K	Sacramento St.	2011-*	Moss	Matt	DL	Texas A&M	2011-*
Gant	Julius	OL/DL	M. Tennessee St.	2006-07	Moten	Eddie	DL	Texas A&M-Kingsville	2011-*
Gary	Kyle	WR/DB	Idaho	1998-99	Munoz	Jose	OL/DL	Ball St.	2001
Gatrell	Rob	OL/DL	Fresno St.	2004	N				
Geathers	Jason	WR/LB	Miami (FL)	2006-07	Nelson	Ben	OS	St. Cloud St.	2006-07
George	Trestin	DB	San Jose St.	2007-08, 2011-*	Nelson	Leonard	FB/LB	Sacramento St.	1996-99
Glover	Phil	FB/LB	Utah	2006-07	Noga	Al	OL/DL	Hawaii	1996-97
Goldstein	Mike	K	N. Arizona	2000	Nwokocha	Chido	WR	Ohio	2011-*
Goodson	Samora	WR	S. Missouri St.	2008, 2011-*	Nyenhuis	Gabe	DL	Colorado	2011-*
Green	Clifford	WR/DB	Tennessee St.	1999	O				
Graham	Tyrell	FB/LB	UC Davis	2011	Obeng	William	OL	San Jose St.	2007
Grieb	Mark	QB	Houston	1999-08, 2011-*	O'Brien	Joe	OL/DL	Boise St.	1996, 98
Gullory	Bobby	WR	C. Missouri	2011-*	P				
H									
Haglund	A.J.	K	Central Oklahoma	2007	Papin	Steve	OS	Portland St.	1997-2001
Harper	Alan	OL/DL	Fresno St.	2006-07	Pauley	Charles	WR/DB	San Jose St.	2004, 06
Hernandez	Sam	OL/DL	Sonoma St.	1998-05	Pawlowski	Mike	QB	UC Berkeley	1995
Herlon	Aftas	OL	Alabama	2011-*	Peace	Tyrone	WR/DB	Chico St.	1998-99
Hill	Jai	WR/LB	Indiana (PA)	1997	Perez	Louis	K	UCLA	1995-96
Hisatake	Iray	OL	Hawaii	2011-*	Perkins	Tracey	DS	Lamar	2001
Howard	Anthony	WR/LB	Akron	1995-96	Perrl	Chris	DL	Stony Brook	2011-*
Huddleston	JaJuan	FB/LB	Fresno St.	2006	Petithomme	Tom	FB/LB	San Jose St.	1995-96, 99
Huebner	Adam	DL	Purdue	2011-*	Phillips	Eric	DL	Southern Miss	2011-*
Huerta	Carlos	K	Miami (FL)	1999-2001	Phillips	Melvin	WR/DB	TX A&M-Kingsville	1998
Hundon	James	OS	Portland St.	2001-04	Pittman	Cedric	OL/DL	Nevada	2003, 05
Hurd	Roy	WR/LB	Arizona St.	1996	Plantin	Tony	OL/DL	Clemson	2005
Hypolite	George	DL	Colorado	2011-*	Pollard	Darryl	DS	Weber St.	1995
J									
Jacobs	Joe	OL/DL	Utah State	2001-06	Pollard	William	WR/DB	Notre Dame	1997
Jennings	Eric	WR/LB	CS Hayward	1995	Poulivaiati	Sai	OL/DL	Oregon St.	1998-2001
Johnson	Brian	FB/LB	New Mexico	2003-04, 06-07	Powell	Robert	OL	Purdue	2011-*
Jones	Larry	OL/DL	Hawaii	1995-96	Presbury	Robert	OL/DL	Delaware St.	1996-97
Jones	Mike	FB/LB	Trinity	1998-2002	R				
Jones	Ron	DL	So. Mississippi	2007	Reddick	Troy	OL	Auburn	2007
Jones	Ryan	FB/LB	Texas Tech	1997	Reed	Chuck	OL/DL	UNLV	2002-07
Jones	Tommy	DS	Fresno St.	1998-2001	Reese	Jemy	WR/LB	San Jose St.	1995-96, 99-04
Jordan	Kevin	OL/DL	Fresno St.	2004-05	Rice	Anthony	WR/DB	LaVerne	1999
Joseph	Gana	DS	Oklahoma	2003	Richards	Ira	OL/DL	C.Oklahoma	1995-96
Joseph	Terrance	DS	Tulsa	2000-01, 06	Richards	Rex	OL/DL	Texas Tech	2005-06
K									
Kaleo	John	QB	Maryland	1997	Robinson	Steve	OL/DL	Utah St.	1999-2000
Keanaaina	Keala	FB/LB	UC Berkeley	2003-04	Roe	James	WR/LB	Norfolk St.	2000-07
Keneley	Matt	OL/DL	USC	1998, 2001-02	Rogers	Daryl	WR/LB	Pacific	1997-98
Kennedy	Darrin	OL/DL	Lycoming	2001-03	Rolovich	Nick	QB	Hawaii	2004-05
Kia	Aaron	OL	Hawaii	2011-*	Ruffin	Jeff	OL/DL	Illinois	2005-06
Kimbrough	Tony	QB	W. Michigan	1995-96	Russell	Jeff	WR/LB	Pacific	1997-98
Kinney	Kelvin	OL/DL	Virginia St.	2000	Ruzek	Roger	K	Weber St.	1996
Kinsinger	Matt	FB/LB	Slippery Rock	2002-05, 07	S				
L									
LeGrande	Shemiah	DL	Hofstra	2011-*	Sailer	Chris	K	UCLA	2000
Lewis	Mark	OL	Oregon	2011-*	Saintil	Cleannord	WR	M. Tennessee St.	2007
Lewis	Ron	OL/DL	Washington St.	1999	Schexnayder	Calvin	WR/LB	Washington St.	2004-06
Littlejohn	Jeff	DL	M.Tennessee St.	2007	Schmitz	Brian	K	North Carolina	2006
Loney	Dan	OL/DL	Cal Poly-SLO	2002-07	Schorejs	Derek	K	Bowling Green	2005
Lopez	Ron	QB	Utah St.	1998	Scott	Earl	OL/DL	Arkansas	1998
Lowery	Dave	QB	San Diego St.	1995	Seaton	Travis	WR/DB	San Jose St.	2002
Luster	Ramon	OL/DL	Auburn	1997-2000	Shaw	Ricky	OL/DL	Oklahoma St.	1995-96
Lytle	Brian	OL/DL	Humboldt St.	2001-03	Silo	Alo	OL/DL	Syracuse	1996
M									
MacFarlane	Curttice	OL/DL	San Jose St.	1998-99	Smith	Courtney	WR/DB	C. Washington	2011
Mack	Tremain	DS	Miami (FL)	2005	Smith	Omar	WR/DB	San Jose St.	2000-02, 04-07
Maka	Francis	DL	Hawaii	2011-*	Spencer	James	OL/DL	Syracuse	1996
Martin	Bryan	QB	Weber St.	1998	Stallworth	Larry	WR/DB	Sacramento St.	1998
Martin	Tim	DL	Tulsa	2007	Stephens	Wes	OL/DL	M. Tennessee St.	2006
Maslowski	Mike	FB/LB	WI-Lacrosse	1998	Stephenson	Melvin	WR/DB	UTEP	2011
McGuirk	Pat	DS	Cal Poly-SLO	1995-98	Stoyanovich	Billy	K	Michigan St.	1997-99
N									
Talanoa	Ken	OL/DL	Arizona St.	1999-2001	Szeregy	Scott	K	Texas	2003
Mack	Tyrene	WR/DB	Sacramento St.	2001	T				
Maka	Francis	DL	Hawaii	2011-*	Taylor	David	OL/DL	Arizona St.	1999-2001
Martin	Bryan	QB	Weber St.	1998	Texada	Kip	DS	McNeese St.	1996
Martin	Tim	DL	Tulsa	2007	Thomas	Clewan	DS	Florida St.	2002-07
Maslowski	Mike	FB/LB	WI-Lacrosse	1998	Thomas	Lance	WR/DB	Fresno St.	1997
McGuirk	Pat	DS	Cal Poly-SLO	1995-98	Toler	Burl	WR	California	2011-*
O									
Tu'u'a	Fitu	OL/DL	Fresno St.	2006	P				

HISTORY



ALL-TIME ALPHABETICAL ROSTER

Tuupo Tyson	Tupo Gus	FB/LB	Washington St.	2004	Williams Williams	James Michael	FB/LB	Mississippi St.	2002-03
		FB/LB	Virginia Union	2011-*			WR/DB	Sonoma St.	1995
U									
Ulufale	Mike	OL/DL	BYU	2000-02	Williams	Todd	OL	Florida St.	2007
W									
Wagner	Barry	WR/DB	Alabama A&M	2000-06	Winters	Scott	K	SW Baptist	1997
Warren	Steve	FB/LB	Nebraska	2005	Wood	Scott	QB	St. Mary's (CA)	1995-00, 02
Watson	Steve	LB	SW Missouri St.	2007	Worley	Jason	OL/DL	E. Kentucky	2000
Webb	David	OL/DL	USC	1997	Wray	Spencer	WR/DB	Arizona	1995-96
Wells	Jason	K	Furman	2001	Wright	Charles	WR/DB	Tulsa	1997
West	Cornel	WR/DB	Nevada	1998	Wright	Rodney	WR/DB	Fresno St.	2005-08, 2011
Whellhan	Craig	QB	Pacific	2007	Wyman	Devin	OL/DL	Kentucky St.	2003-05
Williams	Gary	OL/DL	No. Carolina St.	2002-07	Y				
					Yarnell	Lucas	OL/DL	SW Louisiana	2000

2010 ALL-ARENA LEAGUE TEAM

ALL-AFL FIRST TEAM				ALL-AFL SECOND TEAM			
NAME	POS.	TEAM		NAME	POS.	TEAM	
CHRIS GREISEN	QB	MILWAUKEE		BRETT DIETZ	QB	TAMPA BAY	
DAN ALEXANDER	FB	ALABAMA		ODIE ARMSTRONG	FB	TULSA	
KYLE YOUNG	C	ARIZONA		BEAU ELLIOT	C	CHICAGO	
ADAM TADISCH	OL	CLEVELAND		THOMAS KALEITA	OL	TAMPA BAY	
ED TA-AMU	OL	SPOKANE		PHIL BOGLE	OL	DALLAS	
ROD WINDSOR	WR	ARIZONA		ANTHONY JONES	WR	MILWAUKEE	
BEN NELSON	WR	CLEVELAND		AARON BOONE	WR	UTAH	
DONOVAN MORGAN	WR	TULSA		HUEY WHITTAKER	WR	UTAH	
GABE NYENHUIS	DL	TULSA		ANTAJJ HAWTHORNE	DL	ARIZONA	
TIM MCGILL	DL	TAMPA BAY		JERMAINE SMITH	DL	TAMPA BAY	
KHREEM SMITH	DL	MILWAUKEE		ANTHONY HOKE	DL	CLEVELAND	
STEVE WATSON	MLB	TULSA		CLIFF DUKES	MLB	TAMPA BAY	
DEJUAN ALFONZO	JLB	CHICAGO		JAMAR RANSOM	JLB	TULSA	
RAYSHAWN KIZER	DB	ORLANDO		VINCE HILL	DB	ALABAMA	
TANNER VARNER	DB	IOWA		JOSH FERGUSON	DB	CHICAGO	
KENNY MCENTYRE	DB	ORLANDO		MICHEAUX ROBINSON	DB	JACKSONVILLE	
CHRIS GOULD	K	CHICAGO		CARLOS MARTINEZ	K	ORLANDO	

SAN JOSE



RECORDS



INDIVIDUAL RECORDS

SCORING	
POINTS	
Career	
4,368	Mark Grieb (1999-2008, 2011)
1,450	James Roe (2000-08)
760	Steve Papin (1997-2001)
Season	
264	Rashed Davis (2005)
240	James Roe (2007)
228	Steve Papin (2000)
Game	
42	Cleannord Sainfil, vs. GEO (6/21/08)
42	Rashed Davis, at COL (4/22/05)
42	Rashed Davis, at LVS (3/28/05)
42	James Roe, at TB (4/4/04)
TOUCHDOWNS	
Career	
728	Mark Grieb (1999-2008, 2011)
241	James Roe (2000-08)
126	Steve Papin (1997-2001)
Season	
44	Rashed Davis (2005)
40	James Roe (2007)
38	Steve Papin (2000)
Game	
7	Cleannord Sainfil, vs. GEO (6/21/08)
	Rashed Davis, at COL (4/22/05)
	Rashed Davis at LVS (3/28/05)
	James Roe at TB (4/4/04)
PASSING	
ATTEMPTS	
Career	
4,518	Mark Grieb (1999-2008, 2011)
694	Tony Kimbrough (1995-96)
677	Scott Wood (1995-97, 99-2002)
Season	
606	Mark Grieb (2008)
606	Mark Grieb (2006)
562	Mark Grieb (2007)
Game	
55	Mark Grieb, at NO (4/5/08)
54	Mark Grieb, at NO (4/13/07)
54	Mark Grieb, at CHI (3/9/07)
COMPLETIONS	
Career	
3,032	Mark Grieb (1999-2008, 2011)
415	Tony Kimbrough (1995-96)
367	Scott Wood (1995-97, 1999-2002)
Season	
415	Mark Grieb (2008)
399	Mark Grieb (2007)
396	Mark Grieb (2006)
Game	
38	Mark Grieb, at NO (4/5/08)
37	Mark Grieb, at CHI (3/9/07)
35	Mark Grieb, at NO (4/13/07)
YARDS	
Career	
37,686	Mark Grieb (1999-2008, 2011)
4,823	Tony Kimbrough (1995-96)
4,771	Scott Wood (1995-97, 1999-2002)
Season	
4,841	Mark Grieb (2006)
4,796	Mark Grieb (2005)
4,613	Mark Grieb (2008)
Game	
445	Mark Grieb, at NO (4/13/07)
430	Mark Grieb, vs. NSH (6/16/01)
418	Mark Grieb, vs. FLA (6/30/01)
300-YARD GAMES	
Season	
8	Mark Grieb (2006)
6	Mark Grieb (2007)
5	Two Times, Last: Mark Grieb (2008)
Career	
728	Mark Grieb (1999-2008, 2011)
80	Tony Kimbrough (1995-96)
72	Scott Wood (1995-97, 1999-2002)

Season	
100	Two Times, Last: Mark Grieb (2008)
84	Mark Grieb (2005)
83	Mark Grieb (2006)
Game	
10	Mark Grieb, at UTA (6/9/07)
9	Four Times, Last: Mark Grieb, vs. GRR (5/19/07)
COMPLETION PERCENTAGE	
Career (500 Attempts)	
67.5	Mark Grieb (1999-2008)
59.6	Tony Kimbrough (1995-96)
54.2	Scott Wood (1995-97, 1999-2002)
Season (100 Attempts)	
73.0	Mark Grieb (2004)
71.0	Mark Grieb (2007)
68.6	Mark Grieb (2001)
Game (15 Attempts)	
100.0	Mark Grieb, at COL (4/22/05)
88.5	Mark Grieb, vs. TB (3/31/07)
85.7	Mark Grieb, at LOS (2/22/04)
QB RATING	
Career (500 Attempts)	
123.9	Mark Grieb (1999-2008)
98.6	Tony Kimbrough (1995-96)
89.1	Scott Wood (1995-97, 1999-2002)
Season	
133.9	Mark Grieb (2001)
133.5	Mark Grieb (2004)
129.9	Mark Grieb (2000)
Game (15 Attempts)	
158.3	Mark Grieb, at COL (4/22/05)
158.3	Mark Grieb, vs. LVS (3/20/04)
158.3	Mark Grieb, vs. COL (3/14/04)
INTERCEPTED	
Career	
100	Mark Grieb (1999-2008, 2011)
23	Scott Wood (1995-97, 99-2002)
17	Tony Kimbrough (1995-96)
Season	
18	Mark Grieb (2008)
16	Mark Grieb (2005)
	Mark Grieb (2003)
15	Scott Wood (1999)
Game	
3	15 Times, Last: Mark Grieb, at NO (4/5/08)
RUSHING	
ATTEMPTS	
Career	
158	Brian Johnson (2004, 2006-08)
154	Derrick Chachere (1995-2000)
148	Matt Kinsinger (2002-05, 07)
Season	
55	Phil Glover (2006)
50	Brian Johnson (2008)
49	Keala Keanaaina (2003)
Game	
11	Brian Johnson, at KC (3/29)
9	Brian Johnson, vs. COL (4/6/07)
	Phil Glover, at TB (4/7/06)
	Tom Petithomme, at CHA (7/7/95)
	Ivy Calvin, vs. LVS (6/9/95)
YARDS	
Career	
442	Derrick Chachere (1995-2000)
440	Matt Kinsinger (2002-05, 07)
400	Tom Petithomme (1995-96, 1999)
Season	
250	Keala Keanaaina (2003)
214	Tom Petithomme (1996)
188	Joey Dozier (2001)
Game	
69	Tom Petithomme, at ANA (7/4/96)
53	Mike Jones, vs. TB (7/24/99)
44	Tom Petithomme, at CHA (7/7/95)
20-YARD GAMES	
Season	
6	Keala Keanaaina (2003)
4	Mike Maslowski (1998)
	Tom Petithomme (1995-96)



INDIVIDUAL RECORDS

<u>TOUCHDOWNS</u>	
Career	
58	Barry Wagner (2000-06)
43	Steve Papin (1997-2001)
36	Matt Kinsinger (2002-05, 2007)
Season	
18	Barry Wagner (2003)
15	Phil Glover (2006)
13	Steve Papin (1999)
Game	
4	Aaron Bailey, at CHI (3/9/03)
3	20 Times, Last: Brian Johnson, at KC (3/29/08)

<u>RECEIVING RECEPTIONS</u>	
Career	
762	James Roe (2000-08)
340	Barry Wagner (2000-06)
326	Steve Papin (1997-2001)
Season	
134	Rodney Wright (2008)
127	James Roe (2007)
120	Cleannord Saintil (2008)
Game	
18	Cleannord Saintil, vs. DAL (3/22/08)
18	Jason Geathers, at NO (4/5/08)
14	Three Times, Last: Ben Nelson, at LOS (3/4/07)

<u>10-RECEPTION GAMES</u>	
Career	
26	James Roe (2000-08)
9	James Hundon (2001-04)
8	Ben Nelson (2006-07)
Season	
7	Rodney Wright (2008)
5	Cleannord Saintil (2008)
5	Ben Nelson (2007)
	James Roe (2006)

<u>YARDS</u>	
Career	
9,452	James Roe (2000-07)
4,648	James Hundon (2001-04)
4,282	Steve Papin (1997-2001)
Season	
1,560	James Roe (2007)
1,503	Cleannord Saintil (2008)
1,464	James Hundon (2002)
1,457	Rodney Wright (2008)
Game	
232	Steve Papin, at LA (7/8/00)
203	Ben Nelson, vs. ARI (4/2/06)
202	Steve Papin, at ANA (7/5/97)

<u>100-YARD GAMES</u>	
Career	
38	James Roe (2000-08)
22	James Hundon (2001-04)
17	Steve Papin (1997-2001)
Season	
9	Ben Nelson (2007)
8	James Roe (2007)
7	Eight Times, Last: Rodney Wright (2008)

<u>TOUCHDOWNS</u>	
Career	
232	James Roe (2000-07)
99	James Hundon (2001-04)
76	Jerry Reese (1995-96, 99-2004)
Season	
40	James Roe (2007)
35	James Hundon (2002)
31	James Roe (2003, 06)
Game	
7	James Roe, at TB (4/4/04)
6	James Roe, vs. LOS (4/21/07)
	Rashied Davis, at COL (4/22/05)

<u>KICKOFF RETURNS RETURNS</u>	
Career	
263	Steve Papin (1997-2001)
129	Clevan Thomas (2002-07)
123	Titus Dixon (1995-97)
Season	
74	Steve Papin (1999)

72	Steve Papin (1998)
65	Steve Papin (2000)
Game	
10	Rodney Wright, at ORL (5/3/08)
10	Clevan Thomas, at LA (2/9/03)
9	Six Times, Last: Barry Wagner, vs. LA (3/12/06)

<u>YARDS</u>	
Career	
5,828	Steve Papin (1997-2001)
2,833	Clevan Thomas (2002-07)
2,440	Rodney Wright (2005-08)
Season	
1,632	Steve Papin (1998)
1,601	Steve Papin (1999)
1,479	Steve Papin (2000)
Game	
239	Titus Dixon, at MIL (7/19/86)
235	Rashied Davis, vs. GRR (3/18/05)
216	Rashied Davis, at LOS (2/20/05)

<u>TOUCHDOWNS</u>	
Career	
16	Steve Papin (1997-2001)
11	Clevan Thomas (2002-07)
10	Rashied Davis (2003-05)
Season	
6	Rashied Davis (2005)
	Clevan Thomas (2002)
	Steve Papin (1999)
4	Rashied Davis (2004)
	Clevan Thomas (2003)
	Steve Papin (1998)
Game	
2	Six Times, Last: Rodney Wright, at LVS (6/25/07)

<u>MISSED FIELD GOAL RETURNS RETURNS</u>	
Career	
40	Steve Papin (1997-2001)
36	Titus Dixon (1995-97)
21	Clevan Thomas (2002-07)
Season	
14	Titus Dixon (1996)
13	Steve Papin (1999)
12	Titus Dixon (1997)
Game	
4	Steve Papin, vs. HOU (4/15/00)
3	Four Times, Last: Clevan Thomas, vs. BUF (3/14/03)

<u>YARDS</u>	
Career	
916	Steve Papin (1997-2001)
705	Titus Dixon (1995-97)
416	Clevan Thomas (2002-07)
Season	
396	Steve Papin (1999)
303	Titus Dixon (1997)
237	Titus Dixon (1996)
Game	
96	Steve Papin, vs. POR (5/8/99)
92	Steve Papin, vs. HOU (4/15/00)
76	Titus Dixon, at ARI (5/4/96)

<u>TOUCHDOWNS</u>	
Career	
2	Titus Dixon (1997-2001)
	Steve Papin (1999-2001)
1	Clevan Thomas (2002-07)
	Rodney Wright (2005-07)
Season	
1	Rodney Wright (2005)
	Clevan Thomas (2002)
	Steve Papin (1999-2000)
	Titus Dixon (1996-97)
Game	
1	Six Times, Last: Rodney Wright, at COL (4/22/05)

<u>ALL-PURPOSE YARDS</u>	
Career	
11,352	Steve Papin (1997-2001)
8,524	James Roe (2000-07)
6,641	Barry Wagner (2000-06)
Season	
3,190	Steve Papin (1998)



INDIVIDUAL RECORDS

3,135	Steve Papin (1999)
2,957	Steve Papin (2000)
Game	
380	Steve Papin, at LOS (7/8/00)
356	Steve Papin, vs. NE (6/9/00)
341	Rashied Davis, vs. GRR (3/18/05)
200-YARD GAMES	
Career	
31	Steve Papin (1997-2001)
11	Titus Dixon (1995-97)
8	Rashied Davis (2003-05)
Season	
10	Steve Papin (1998)
8	Steve Papin (1999-2000)
5	Rashied Davis (2005)
	Titus Dixon (1996)

COMBINED RETURNSRETURNS

Career	
303	Steve Papin (1997-2001)
159	Titus Dixon (1995-97)
150	Clevan Thomas (2002-07)
Season	
87	Steve Papin (1999)
83	Steve Papin (1998)
74	Steve Papin (2000)
Game	
11	Steve Papin, vs. NE (6/9/00)
10	Three Times, Last: Clevan Thomas, at LOS (2/9/03)

YARDS

Career	
6,744	Steve Papin (1997-2001)
3,249	Clevan Thomas (2002-07)
3,044	Titus Dixon (1995-97)
Season	
1,997	Steve Papin (1999)
1,834	Steve Papin (1998)
1,677	Steve Papin (2000)
Game	
252	Clevan Thomas, vs. CHI (6/15/02)
249	Steve Papin, vs. NE (6/9/00)
247	Clevan Thomas, vs. BUF (3/14/03)

TOUCHDOWNS

Career	
18	Steve Papin (1997-2001)
12	Clevan Thomas (2002-07)
10	Rashied Davis (2003-05)
Season	
7	Clevan Thomas (2002)
	Steve Papin (1999)
6	Rashied Davis (2005)
4	Five Times, Last: Rashied Davis (2004)
Game	
3	Clevan Thomas, vs. CHI (6/15/02)
2	Five Times, Last: Rodney Wright, at LVS (6/25/07)

KICKINGPOINTS

Career	
337	A.J. Haglund (2007-08)
282	Daron Alcorn (2001-03)
236	Dan Frantz (2004-05)
Season	
179	A.J. Haglund (2008)
158	A.J. Haglund (2007)
142	Carlos Huerta (1999)
Game	
19	A.J. Haglund (2008)
18	Carlos Huerta, vs. ARI (5/15/99)
17	Chris Sailer, vs. NE (6/9/00)

FIELD GOALS MADE

Career	
31	A.J. Haglund (2007-08)
24	Billy Stoyanovich (1997-98)
23	Carlos Huerta (1999-2001)
Season	
21	A.J. Haglund (2008)
18	Carlos Huerta (1999)
17	Billy Stoyanovich (1998)
Game	
4	A.J. Haglund, vs. ARI (3/15/08)

4	Carlos Huerta, vs. ARI (5/15/99)
3	Nine Times, Last: A.J. Haglund, at GA (3/24/07)
FIELD GOAL ATTEMPTS	
Career	
60	Billy Stoyanovich (1997-98)
49	Carlos Huerta (1999-2001)
43	A.J. Haglund (2007-08)
Season	
45	Billy Stoyanovich (1998)
37	Carlos Huerta (1999)
25	A.J. Haglund (2008)
Game	
7	Carlos Herta, vs. ARI (5/15/99)
	Scott Winters, at IOW (6/14/97)
6	Three Times, Last: Billy Stoyanovich, vs. TB (5/1/98)

EXTRA POINTS MADE

Career	
264	Daron Alcorn (2001-03)
262	A.J. Haglund (2007-08)
139	Carlos Huerta (1999-2001)
Season	
128	A.J. Haglund (2007)
124	A.J. Haglund (2008)
109	Daron Alcorn (2003)
Game	
11	Seven Times, Last: Dan Frantz, at COL (4/22/05)
Consecutive	
59	A.J. Haglund (2008)
56	Carlos Huerta (1999)
34	Daron Alcorn (2003)

EXTRA POINT ATTEMPTS

Career	
264	Daron Alcorn (2001-03)
245	Dan Frantz (2004-05)
143	Carlos Huerta (1999-2001)
Season	
179	A.J. Haglund (2008)
138	A.J. Haglund (2007)
126	Daron Alcorn (2003)
Game	
13	Dan Frantz, at COL (4/22/05)
12	Three Times, Last: Dan Frantz, vs. DAL (4/15/05)

TACKLES

Career	
488	Omarr Smith (2000-02, 04-08)
460	Clevan Thomas (2002-08)
389	Barry Wagner (2000-06)
Season	
114	Omarr Smith (2000-02, 04-08)
96	Omarr Smith (2007)
	Clevan Thomas (2007)
95	Omarr Smith (2004)
Game	
13	Steve Watson, at NSH (5/25/07)
13	Lee Cole, vs. COL (5/26/01)
11	Two Times, Last: Terrance Joseph, at UTA (3/4/06)

SOLO TACKLES

Career	
396	Omarr Smith (2000-02, 04-08)
362	Clevan Thomas (2002-08)
302	Barry Wagner (2000-06)
Season	
101	Omarr Smith (2008)
79	Omarr Smith (2007)
77	Clevan Thomas (2006)
Game	
11	Steve Watson, at NSH (5/25/07)
	Terrance Joseph, at UTA (3/4/06)
	Lee Cole, vs. ORL (5/26/01)

ASSISTED TACKLES

Career	
113	Clevan Thomas (2002-08)
110	Shalon Baker (1998-2005)
87	Barry Wagner (2000-06)
Season	
43	Steve Watson (2008)
33	Steve Watson (2007)
30	Clevan Thomas (2008)
30	Marquis Floyd (2008)
Game	



INDIVIDUAL RECORDS

7	Steve Watson vs. GEO (6/21/08)
7	Clevan Thomas, at TB (4/27/02)
6	Seven Times, Last: Karl Bates, at UTA (3/4/06)

TACKLES FOR LOSS

Career	
26.0	Joe Jacobs (2001-06)
14.5	Ron Jones (2007-08)
14.5	George Williams (2002-07)

Season	
9.5	Ron Jones (2007)
6.5	George Williams (2007)
6.5	Alan Harper (2007)
6.5	Joe Jacobs (2005)

Game	
3.0	Ron Jones, vs. UTA (4/28/07)
3.0	Joe Jacobs, at CHI (2/26/06)
3.0	Howard Butler, vs. ARI (4/29/00)

INTERCEPTIONS

Career	
50	Clevan Thomas (2002-08)
27	Omarr Smith (2000-02, 04-08)
24	Pat McGuirk (1995-98)

Season	
13	Clevan Thomas (2003)
11	Tommy Jones (1998)
10	Marquis Floyd (2008)

Game	
3	Four Times, Last: Tommy Jones, at HOU (7/31/98)

RETURN YARDS

Career	
576	Clevan Thomas (2002-08)
396	Omarr Smith (2000-02, 04-08)
302	Pat McGuirk (1995-98)

Season	
202	Pat McGuirk (1995)
177	Clevan Thomas (2003)
119	Clevan Thomas (2007)

Game	
68	Pat McGuirk, at MIA (6/3/95)
61	Barry Wagner, at LVS (5/16/04)
52	Pat McGuirk, at IA (6/24/95)

TOUCHDOWN RETURNS

Career	
7	Omarr Smith (2000-02, 04-07)
6	Clevan Thomas (2002-07)
4	James Roe (2000-07)
	Barry Wagner (2000-06)

Season	
3	Clevan Thomas (2003)
2	Clevan Thomas (2006-07)
	James Roe (2001)

Game	
1	43 Times, Last: Clevan Thomas, at LVS (6/25/07)

PASSES DEFENSED

Career	
108	Clevan Thomas (2002-08)
67	Omarr Smith (2000-02, 04-08)

64	Pat McGuirk (1995-98)
----	-----------------------

Season	
26	Pat McGuirk (1998)
22	Clevan Thomas (2003)
21	Clevan Thomas (2007)

Game	
6	Clevan Thomas, at TB (5/11/03)
	Herschel Currie, at GRR (4/24/99)
5	Two Times, Last: Omarr Smith, at DET (2/5/04)

SACKS

Career	
38.5	Sam Hernandez (1998-2005)
16.5	Joe Jacobs (2001-06)
11.5	Mike Ulufale (2000-02)

Season	
12.0	Sam Hernandez (2000)
7.5	Al Noga (1997)
7.0	Ron Jones (2007)

Game	
2.5	Alan Harper, at UTA (6/9/07)
	Sam Hernandez, vs. HOU (4/15/00)
2.0	17 Times, Last: Ron Jones, vs. UTA (4/28/07)

FUMBLES**FORCED**

Career	
19	Barry Wagner (2000-06)
16	Sam Hernandez (1998-2005)
14	Clevan Thomas (2000-08)

Season	
9	Barry Wagner (2000)
7	Sam Hernandez (2000)
5	Phil Glover (2007), Clevan Thomas (2007)

Game	
2	12 Times, Last: Clevan Thomas, at NSH (5/25/07)

RECOVERIES

Career	
11	Clevan Thomas (2000-08)
7	Shalon Baker (1998-2005)
7	Joey Dozier (2000-01, 05)
7	Phil Glover (2006-07)

Season	
4	Phil Glover (2007)
4	Joey Dozier (2000)
3	Eight Times

Game	
2	Five Times, Last: Steve Watson, at LVS (6/25/07)

BLOCKED KICKS**EXTRA POINTS**

Season	
2	Steve Watson (2007)
1	Six Times

Game	
1	Eight Times, Last: Steve Watson, vs. LVS (5/12/07)

FIELD GOAL BLOCKS

Season	
1	Six Times

Game	
1	Six Times, Last: George Williams, at ARI (5/5/07)

TEAM RECORDS

WON-LOST**WINS**

Season	
13	2007, 2002
12	2003, 2000
11	2004, 2008

LOST

Season	
8	1999, 1996
7	2005, 1998
6	2006, 1997

CONSECUTIVE GAMES

Wins	
15	5/6/00 to 5/5/01
Wins, Season	
12	4/20/02 to 7/5/02
Wins, Home	
14	3/17/06 to 6/16/07
14	6/16/01 to 3/28/03

Wins, Road

7	5/6/00 to 4/28/01
Lost	
4	8/2/97 to 5/16/98
Lost, Season	
3	7 Times, Last: 4/29/05 to 5/14/05
Lost, Home	
3	8/2/97 to 5/9/98
Lost, Road	
6	6/22/96 to 5/30/97

POINTS

Most, Season	
1,012	2007
Average Per Game, Season	
63.2	2007
Most, Game	
89	at COL (4/22/05)
85	vs. NE (6/9/00)
Fewest, Season	
524	1995

Fewest Per Game, Season

38.3	1996
Fewest, Game	
18	vs. ANA (4/26/96)
Most First Half	
62	at MIL (6/26/98)
Most Second Half	
48	Two Times, Last: at LA (2/20/05)
Most, First Quarter	
29	vs. LA (5/27/00)
Most, Second Quarter	
41	at MIL (6/26/98)
Most, Third Quarter	
30	vs. NE (6/9/00)
Most, Fourth Quarter	
34	at LA (2/20/05)

TOUCHDOWNS

Most, Season	
142	2007
Most, Game	



TEAM RECORDS

13 at COL (4/22/05)
Fewest, Season
 72 1996
Fewest, Game
 2 vs. TB (5/16/98)
TWO-POINT CONVERSIONS
Most, Season
 6 2006
Most, Game
 3 at IOW (5/6/00)
Most Attempts, Season
 18 1995
Most Attempts, Game
 4 Three Times, Last: at OK (6/24/01)

TOTAL OFFENSE
NET YARDS
Most, Season
 5,066 2006
Most, Game
 444 vs. FLA (6/30/01)
Fewest, Season
 3,011 1995
Fewest, Game
 132 vs. ARI (5/15/99)

OFFENSIVE PLAYS
Most, Season
 772 2006
Most, Game
 61 vs. GA (3/17/06)
Fewest, Season
 524 1995
Fewest, game
 27 at COL (4/22/05)
 vs. BUF (7/22/00)

FIRST DOWNS
Most, Season
 357 2005
Most, Game
 32 at DAL (4/6/03)
Fewest, Season
 157 1995
Fewest, Game
 6 vs. ARI (5/15/99)

PASSING
ATTEMPTS
Most, Season
 607 2006
Most, Game
 55 at NO (4/5/08)
Fewest, Season
 387 1995
Fewest, Game
 17 at COL (4/22/05)

COMPLETIONS
Most, Season
 416 2008
Most, Game
 38 at NO (4/5/08)
Fewest, Season
 232 1995
Fewest, Game
 9 vs. NJ (6/27/97)

NET YARDS
Most, Season
 4,762 2006
Most, Game
 441 at NO (4/13/07)
Fewest, Season
 2,618 1995
Fewest, Game
 101 vs. ARI (8/2/96)

TOUCHDOWNS
Most, Season
 101 2007
Most, Game
 10 at UTA (6/9/07)

INTERCEPTIONS
Most, Season

17 1996, 2005
Most, Game
 4 Two Times, Last: at NY (7/25/98)
SACKED

Most, Season
 22 2004
Most, Game
 6 vs. LOS (5/7/05)
RUSHING

ATTEMPTS
Most, Season
 169 2003
Most, Game
 20 at POR (6/5/99)
Fewest, Season
 100 2007
Fewest, Game
 1 vs. LOS (3/12/06)

YARDS
Most, Season
 589 2003
Most, Game
 93 at ANA (7/4/96)
Fewest, Season
 147 2008
Fewest, Game
 (-11) at TB (6/14/08)

TOUCHDOWNS
Most, Season
 47 2003
Most, Game
 6 Six Times, Last: at TB (4/7/06)
KICKOFF RETURNS

RETURNS
Most, Season
 102 2008
Most, Game
 10 Five Times, Last: at NO (4/13/07)
YARDS

TOUCHDOWNS
Most, Season
 1,946 2008
Most, Game
 239 at MIL (7/19/96)
TOUCHDOWNS
Most, Season
 7 2007, 2005, 2003
Most, Game
 2 Nine Times, Last: at LVS (6/25/07)

MISSED FIELD GOAL RETURNS
RETURNS
Most, Season
 19 1997, 1996
Most, Game
 4 Two Times, Last: vs HOU (4/15/00)
YARDS

TOUCHDOWNS
Most, Season
 415 1999
Most, Game
 96 vs. POR (5/8/99)

TOUCHDOWNS
Most, Season
 1 1996, 97, 99, 2000, 02, 05
Most, Game
 2 Six Times, Last: at COL (4/22/05)

COMBINED RETURNS
RETURNS
Most, Season
 107 2003
Most, Game
 12 vs. NE (6/9/00)

YARDS
Most, Season
 2,095 1999
Most, Game
 257 vs. DAL (4/15/05)

TOUCHDOWNS
Most, Season

8 2005
Most, Game
 3 vs. CHI (6/15/02)
INTERCEPTIONS

Most, Season
 28 2003
Most, Game
 4 Nine times, Last: LVS (5/12/07)
RETURN YARDS

Most, Season
 349 1995
Most, Game
 104 vs. LVS (5/12/07)
RETURN TOUCHDOWNS

Most, Season
 7 2003
Most, Game
 2 Four Times, Last: vs SPO (3/11/11)
PASSES DEFENSED

Most, Season
 96 2007, 1998
Most, Game
 14 at FLA (5/18/96)
SACKS

Most, Season
 31 2000
Most, Game
 6 vs. LA (5/27/00)
YARDS

Most, Season
 173 2000
Most, Game
 36 at IOW (6/24/95)
SAFETIES

Most, Season
 5 2001
Most, Game
 2 Two Times, Last: at ARI (7/6/01)
PENALTIES

Most, Season
 163 2005
Most, Game
 19 vs. NSH (5/30/98)
Fewest, Season
 97 1995
Fewest, Game
 1 at ARI (6/6/98)
YARDS

Most, Season
 1,037 2005
Most, Game
 125 vs. ARI (4/29/00)
Fewest, Season
 481 1995
Fewest, Game
 4 vs. CLS (5/13/06)

TURNOVERS
Most, Season
 31 1999
Most, Game
 6 at NY (7/25/98)

MARGIN OF VICTORY
 56 vs. OK (5/5/01) 73-17
 53 vs. HOU (7/21/01) 80-27
 48 at COL (4/22/05) 78-25
 40 vs. ARI (6/16/07) 66-26
 40 vs. COL (2/22/03) 80-40
 40 vs. HOU (4/15/00) 54-14

RECORDS

INDIVIDUAL CAREER STATISTICAL LEADERS

SCORING

NON-KICKING							
NO	PLAYER	TD	REC	RUS	RET	ZPT	TOI
1.	James Roe (2000-08)	245	241	2	0	2	1,462
2.	Steve Papin (1997-2001)	127	65	43	18	2	766
3.	Barry Wagner (2000-06)	115	55	58	2	2	694
4.	James Hundon (2001-04)	99	99	0	0	1	596
5.	Jerry Reese (1995-96, 99-04)	79	76	0	0	0	474

KICKING						
NO	PLAYER	XPM	XPA	FGM	FGA	TOI
1.	A. J. Haglund (2007-08)	244	262	31	43	337
2.	Daron Alcorn (2001-03)	231	264	24	60	303
3.	Dan Frantz (2004-05)	209	245	23	50	278
4.	Carlos Huerta (1999-2001)	139	143	17	34	190
5.	Brian Schmitz (2006)	99	116	16	32	147

PASSING YARDS								
NO	PLAYER	ATT	CMP	PCI	YDS	ID	INI	LG
1.	Mark Grieb (1999-2008, 2011)	4,598	3,090	67.2	38,356	744	101	47
2.	Tony Kimbrough (1995-96)	695	414	59.6	4,823	80	18	48
3.	Scott Wood (1995-97, 99-02)	677	367	54.2	4,771	72	23	49
4.	Ron Lopez (1998)	352	200	56.8	2,769	47	8	48
5.	John Dutton (2000-02)	316	189	59.8	2,570	48	9	47

RECEIVING YARDS						
NO	PLAYER	REC	YDS	AVG	ID	LG
1.	James Roe (2000-08)	762	9,452	12.4	232	47
2.	James Hundon (2001-04)	307	4,648	15.1	99	45
3.	Steve Papin (1997-2001)	326	4,284	13.1	65	48
4.	Barry Wagner (2000-06)	340	3,873	11.4	55	47
5.	Shalon Baker (1998-2005)	263	3,575	13.6	61	48

RUSHING YARDS						
NO	PLAYER	RUS	YDS	AVG	ID	LG
1.	Derrick Chachere (1995-2000)	154	442	2.9	34	20
2.	Matt Kinsinger (2002-05, 07)	148	440	3.0	36	20
3.	Tom Pelithomme (1995-96, 99)	89	400	4.5	16	39
4.	Mike Jones (1998-2002)	104	328	3.2	15	28
5.	Steve Papin (1997-2001)	145	326	2.3	43	32

KICK RETURN YARDS						
NO	PLAYER	RET	YDS	AVG	ID	LG
1.	Steve Papin (1997-2001)	263	5,828	22.2	16	57
2.	Clevan Thomas (2002-08)	129	2,833	21.9	11	58
3.	Rodney Wright (2005-08, 2011)	115	2,461	21.4	4	56
4.	Titus Dixon (1995-97)	119	2,339	19.2	7	58
5.	Rashied Davis (2003-05)	93	2,273	24.4	10	58

MISSED FIELD GOAL RETURN YARDS						
NO	PLAYER	RET	YDS	AVG	ID	LG
1.	Steve Papin (1997-2001)	40	916	22.9	2	58
2.	Titus Dixon (1995-97)	36	705	19.6	2	57
3.	Clevan Thomas (2002-08)	21	416	19.8	1	52
4.	Barry Wagner (2000-06)	17	242	14.2	0	39
5.	Jerry Reese (1995-96, 99-04)	7	161	23.0	0	48

COMBINED RETURN YARDS						
NO	PLAYER	RET	YDS	AVG	ID	LG
1.	Steve Papin (1997-2001)	303	6,744	22.3	18	58
2.	Clevan Thomas (2002-08)	150	3,249	21.7	12	58
3.	Titus Dixon (1995-97)	159	3,044	19.1	9	58
4.	Rodney Wright (2005-08, 2011)	119	2,571	21.8	5	56
5.	Rashied Davis (2003-05)	131	2,389	18.2	10	58

INTERCEPTIONS						
NO	PLAYER	INT	YDS	AVG	ID	LG
1.	Clevan Thomas (2002-07)	50	576	11.5	6	44
2.	Omarr Smith (2000-02, 04-08)	27	396	14.7	7	48
3.	Pat McGuirk (1995-98)	24	302	12.6	1	40
4.	Barry Wagner (2000-06)	19	222	11.7	4	50
5.	Marquis Floyd (2006-08)	19	284	14.9	2	51

ALL-PURPOSE YARDS

YEAR	PLAYER	RUSH		REC		OFF	KICK RET		MISSED FG	RET	DEF	TOI	
		NO	YDS	NO	YDS	YDS	NO	YDS	NO	YDS	YDS	YDS	
1998	Steve Papin	39	100	84	1,256	1,356	72	1,632	11	202	1,834	0	3,190
1999	Steve Papin	48	107	91	1,031	1,138	74	1,601	13	396	1,534	0	3,135
2000	Steve Papin	27	59	89	1,221	1,280	65	1,479	9	198	1,677	0	2,957
2008	Rodney Wright	6	13	134	1,457	1,470	56	1,183	2	16	1,199	0	2,669
2005	Rashied Davis	17	22	100	1,420	1,442	45	1,133	1	14	1,147	0	2,589

YARDS FROM SCIMMAGE

NO	PLAYER	TOI	REC	RUS
1.	James Roe (2000-08)	9,474	9,452	22
2.	James Hundon (2001-04)	4,648	4,648	0
3.	Steve Papin (1997-2001)	4,608	4,282	326
4.	Barry Wagner (2000-06)	4,133	3,873	260
5.	Shalon Baker (1998-2005)	3,693	3,575	118

SACKS

NO	PLAYER	SACKS
1.	Sam Hernandez (1998-2005)	38.5
2.	Joe Jacobs (2001-06)	16.5
3.	Ronald Jones (2000-08)	12.0
4.	Mike Ululafa (2000-02)	11.5
5.	Al Noga (1996-97)	11.0

TACKLES

NO	PLAYER	TACKLES
1.	Omarr Smith (2000-02, 04-08)	448.5
2.	Clevan Thomas (2002-08)	418.0
3.	Barry Wagner (2000-06)	345.0
4.	Pat McGuirk (1995-98)	225.5
5.	Shalon Baker (1998-2005)	183.0

TACKLES FOR LOSS

NO	PLAYER	TACKLES FOR LOSS
1.	Joe Jacobs (2001-06)	27.0
2.	Sam Hernandez (1998-2005)	14.5
3.	George Williams (2002-07)	14.5
4.	Barry Wagner (2000-06)	12.5
5.	Steve Watson (2007-08)	12.0

FUMBLES FORCED

NO	PLAYER	FUMBLES FORCED
1.	Barry Wagner (2000-06)	19
2.	Sam Hernandez (1998-2005)	17
3.	Clevan Thomas (2002-08)	14
4.	Marquis Floyd (2006-08)	10
5.	Joe Jacobs (2001-06)	9

FUMBLES RECOVERED

NO	PLAYER	FUMBLES RECOVERED
1.	Clevan Thomas (2002-08)	11
2.	Shalon Baker (1998-2005)	7
3.	Joey Dozier (2000-02, 05)	7
4.	Two Players Tied	6
5.	Five Players Tied	5

PASSES DEFENSED

NO	PLAYER	PASSES DEFENSED
1.	Clevan Thomas (2002-08)	108
2.	Omarr Smith (2000-02, 04-08)	67
3.	Pat McGuirk (1995-98)	64
4.	Barry Wagner (2000-06)	46
5.	Tommy Jones (1998-2001)	45





LONG PLAYS

LONGEST PASS PLAYS

BY SABERCATS

LONG	RECEIVER	PASSER	DATE	OPP.
49T	Jerry Reese	Scott Wood	5/24/99	at MIL
48T	Steve Papin	Scott Wood	6/19/99	vs. FLA
48T	Shalon Baker	Lopez	7/17/98	vs. ALB
48T	Titus Dixon	Kimbrough	5/12/95	vs. ARI
47T	Burl Toler	Mark Grieb	4/11/11	vs. IOW
47T	Cleannord Saintil	Mark Grieb	5/19/07	vs. GRD
47T	Aaron Bailey	Mark Grieb	3/9/03	at CHI
47	Bob McMillen	Mark Grieb	4/27/02	at TB
47T	James Roe	Dutton	5/5/01	vs. OK
47T	Barry Wagner	Mark Grieb	7/22/00	vs. BUF
47	Steve Papin	Morris	5/1/98	vs. TB
46T	James Roe	Mark Grieb	2/26/06	at CHI
46T	Kyle Gary	Lopez	7/31/98	at HOU
46T	Steve Papin	Scott Wood	7/5/97	at ANA

BY OPPONENT

49T	Randy Gatewood	Davis	6/12/99	at ARI
49T	Junior Green	Kelly	7/14/95	vs. CHA
49T	Atnaf Harris	Smoker	3/15/08	vs. ARI
48T	Ahmad Hawkins	Dutton	5/6/06	vs. COL
48T	Derek Lee	Nagy	3/17/06	vs. GA
48T	Tyronne Jones	Levcik	5/22/04	vs. PHI

LONGEST RUNS FROM SCRIMMAGE

BY SABERCATS

LONG	PLAYER	DATE	OPP.
39T	Tom Pettithomme	7/4/96	at ANA
32	Keala Keanaalina	2/2/03	at ARI
32T	Steve Papin	5/27/00	vs. LOS
31	Tom Pettithomme	8/2/96	vs. ARI
30T	Bob McMillen	5/18/01	at MIL
28	Mike Jones	7/24/99	vs. TB
26	Phil Glover	5/13/06	vs. CLS
26	Shalon Baker	5/25/02	vs. DAL
24T	Joey Dozier	6/30/01	vs. FLA
23T	Mike Maslowski	6/6/98	at ARI
21T	Barry Wagner	4/16/04	vs. CHI

BY OPPONENT

41T	Chuck Taylor	6/16/95	at MIL
39T	Chad Dukes	5/11/02	vs. ARI
39T	Les Barley	8/2/97	vs. TB
38T	Hunkie Cooper	6/9/97	vs. ARI
36T	Lonnie Ford	2/20/05	at LOS

LONGEST KICKOFF RETURNS

BY SABERCATS

LONG	PLAYER	DATE	OPP.
58T	Rodney Wright	3/18/11	vs. KC
58T	*Rashed Davis	3/14/04	vs. COL
58T	*Clevan Thomas	4/27/02	at TB
58T	*Titus Dixon	6/14/96	vs. STL
57T	Rodney Wright	6/25/07	vs. LVS
57T	Charles Pauley	5/6/06	vs. COL
57T	Rashed Davis	3/20/04	at LVS
57T	Rashed Davis	2/22/04	at LA
57T	Rashed Davis	2/22/04	at LA
57T	Clevan Thomas	5/11/03	at TB
57T	Clevan Thomas	7/21/02	at CAR
57T	Clevan Thomas	5/25/02	vs. DAL
57T	Steve Papin	7/22/00	vs. BUF
57T	Steve Papin	5/15/99	vs. ARI
56T	Rodney Wright	6/25/07	at LVS
56T	Trestin George	4/28/07	vs. UTA
56T	Rashed Davis	5/21/05	vs. GA
56T	Rashed Davis	5/14/05	at ARI
56T	Steve Papin	6/19/99	vs. FLA
56T	Steve Papin	7/11/98	vs. IOW
56	Steve Papin	7/3/98	at POR
56T	Steve Papin	8/2/97	vs. TB
56T	Steve Papin	7/26/97	at POR
56	Titus Dixon	5/24/97	at ARI

BY OPPONENT

58T	I.T. Tolliver	5/13/08	at ORL
58T	Timon Marshall	2/19/06	at GRR
57T	Mike Brown	4/12/08	vs. PHI
57T	Jonathan Ordway	3/9/07	at CHI
57T	Antoine Burns	3/12/06	vs. LA
57T	Siaha Burley	3/12/06	vs. LA
57T	Antonio Chatman	3/9/03	at CHI
57T	Anthony Derricks	6/9/00	vs. NE
57T	Ryan Benjamin	7/3/98	at POR

LONGEST MISSED FIELD GOAL RETURNS

BY SABERCATS

LONG	PLAYER	DATE	OPP.
58T	*Steve Papin	7/16/99	at NSH
57	Titus Dixon	5/4/96	at ARI
55T	Titus Dixon	5/17/97	vs. ALB
54T	Rodney Wright	4/22/05	at COL
52T	Clevan Thomas	6/15/02	vs. CHI
49	Steve Papin	5/8/99	vs. POR
48	Jerry Reese	6/28/96	vs. MEM
47	Steve Papin	5/8/99	vs. POR
47T	Titus Dixon	5/10/96	vs. ALB
43	Rashed Davis	4/4/04	at TB
41	Jerry Reese	7/14/95	vs. CHA
40	Rodney Wright	4/15/05	vs. DAL

BY OPPONENT

LONG	PLAYER	DATE	OPP.
56T	C.J. Johnson	2/26/06	at CHI
56T	Ron Carpenter	7/25/98	at NY
54T	Tyronne Jones	5/22/04	vs. PHI
54T	Rodney Mazon	7/4/96	at ANA
52T	Mark Ricks	6/2/01	at LA

LONGEST FIELD GOALS

BY SABERCATS

LONG	PLAYER	DATE	OPP.
63	Aaron Mills	5/18/96	at FLA
56	Billy Stoyanovich	5/30/98	vs. NSH
52	Aaron Mills	5/10/96	vs. ALB
51	Carlos Huerta	6/19/99	vs. FLA
51	Billy Stoyanovich	6/6/98	at ARI
50	Daron Alcorn	6/8/02	at LOS
50	Carlos Huerta	6/12/99	at ARI
50	Billy Stoyanovich	7/11/97	at NJ
48	A.J. Haglund	4/12/08	vs. PHI
48	Chris Sailer	6/1/00	at ARI
48	Carlos Huerta	4/21/00	at OK
48	Roer Ruzek	7/19/96	at MIL
47	A.J. Haglund	4/18/08	at UTA
47	Billy Stoyanovich	7/11/97	at NJ
47	Aaron Mills	5/4/96	at ARI
46	Daron Alcorn	7/5/02	vs. IND
46	Daron Alcorn	6/22/02	vs. NY

BY OPPONENT

LONG	PLAYER	DATE	OPP.
57	Daron Alcorn	7/26/97	at POR
56	Dan Frantz	3/9/07	at CHI
55	Pete Elezovic	5/17/97	vs. ALB
51	Scott Cannon	7/12/02	at ARI
51	Brian Gowins	6/29/00	at GRL
51	Charlie Baumann	5/24/96	vs. ORL

LONGEST INTERCEPTION RETURNS

BY SABERCATS

LONG	PLAYER	DATE	OPP.
52T	Pat McGuirk	6/24/95	at IA
51T	Marquis Floyd	2/19/06	at GRR
50T	Omar Smith	5/12/07	vs. LVS
50T	Bary Wagner	5/16/04	at LVS
48T	Omar Smith	3/20/04	vs. LVS
48	Marquis Floyd	5/24/08	vs. COL
47T	Bary Wagner	4/21/00	at OK
47T	Willie Culppepper	7/5/97	at ANA
46T	Dwight Mclean	3/11/11	vs. SPO
46T	Marquis Floyd	3/31/07	vs. TB
46T	Bob McMillen	4/27/02	at TB
45T	Clevan Thomas	5/12/07	vs. LVS
45T	Bary Wagner	5/12/01	at NY
45T	Omar Smith	4/21/01	vs. ARI
44T	Clevan Thomas	2/16/03	at GA
43T	Clevan Thomas	2/28/04	vs. GRR
43T	Jerry Reese	7/7/95	at CHA
43	Marquis Floyd	3/15/08	vs. ARI
42T	Omar Smith	5/6/06	vs. COL
40	Henry Milton	5/10/97	vs. ANA

BY OPPONENTS

LONG	PLAYER	DATE	OPP.
51T	Lloyd Hill	5/30/97	at TEX
49T	Kotto Cotton	5/30/97	at TEX
46T	Travis Cooper	6/28/96	vs. MEM
47T	Kenny McEntyre	5/3/08	at ORL
45T	Mike Horacek	5/29/99	vs. IA
41T	Larry Jones	6/25/99	at HOU
40T	Jai Hill	5/10/97	vs. ANA



ANNUAL LEADERS

SCORING						KICKOFF RETURNS							
YEAR	PLAYER	ID	FG	2PT	3PT	TOI	YEAR	PLAYER	REI	YDS	AVG	ID	LG
1995	Titus Dixon	19	0	0	0	114	1995	Titus Dixon	31	590	19.0	3	55
1996	Titus Dixon	21	0	0	0	126	1996	Titus Dixon	51	1,070	21.0	3	58
1997	Steve Papin	16	0	1	0	98	1997	Titus Dixon	41	679	16.6	1	56
1998	Steve Papin	32	0	1	0	194	1998	Steve Papin	72	1,632	22.7	4	57
1999	Steve Papin	32	0	0	0	192	1999	Steve Papin	74	1,601	21.6	6	57
2000	Steve Papin	38	0	0	0	228	2000	Steve Papin	65	1,479	22.7	3	57
2001	James Roe	30	0	0	0	180	2001	Barry Wagner	49	914	18.6	0	51
2002	James Hundon	35	0	0	0	210	2002	Clevan Thomas	60	1,384	23.1	6	58
2003	James Roe	33	0	0	0	198	2003	Clevan Thomas	61	1,253	20.5	4	57
2004	James Roe	29	0	0	0	174	2004	Rashied Davis	47	1,135	24.1	4	58
2005	Rashied Davis	44	0	0	0	264	2005	Rashied Davis	45	1,133	25.2	6	56
2006	James Roe	31	0	1	0	188	2006	Charles Pauley	29	566	19.5	1	57
2007	James Roe	40	0	0	0	240	2007	Trestin George	37	872	23.6	2	56
2008	Cleannord Saintill	35	0	0	0	210	2008	Rodney Wright	56	1,183	21.1	1	56
2011	Chad Cook	13	0	0	0	78	2011	Rodney Wright	14	283	20.2	1	58

PASSING						KICKING						
YEAR	PLAYER	ATT	CMP	PCI	YDS	ID/INT	YEAR	PLAYER	XP/XPA	FG/FGA	LNG	PTS
1995	Tony Kimbrough	372	224	60.2	2,586	43/10	1995	Aaron Mills	26/32	8/19	45	50
1996	Tony Kimbrough	322	191	59.3	2,237	41/7	1996	Aaron Mills	19/28	10/18	63	49
1997	Scott Wood	208	106	51.0	1,442	22/6	1997	Billy Stoyanovich	19/19	7/15	50	40
1998	Ron Lopez	352	200	56.8	2,769	47/8	1998	Billy Stoyanovich	74/85	17/45	56	125
1999	Scott Wood	422	235	55.7	3,069	45/15	1999	Carlos Huerta	88/90	18/37	51	142
2000	Mark Grieb	336	216	64.3	3,095	62/3	2000	Chris Sailer	73/78	9/18	48	100
2001	Mark Grieb	229	157	68.6	2,331	47/4	2001	Jason Wells	62/67	3/14	41	71
2002	Mark Grieb	385	249	64.7	3,346	70/5	2002	Daron Alcorn	104/118	10/16	50	134
2003	Mark Grieb	476	310	65.1	3,966	72/16	2003	Daron Alcorn	109/126	6/16	42	127
2004	Mark Grieb	459	335	73.0	4,111	75/7	2004	Dan Frantz	106/123	7/15	39	127
2005	Mark Grieb	546	374	68.6	4,796	84/16	2005	Dan Frantz	103/122	2/8	24	109
2006	Mark Grieb	606	396	65.3	4,841	83/11	2006	Brian Schmitz	99/116	7/17	41	120
2007	Mark Grieb	562	399	71.0	4,608	100/13	2007	A.J. Haglund	128/138	10/18	39	158
2008	Mark Grieb	606	415	68.5	4,613	100/18	2008	A.J. Haglund	116/124	21/25	47	179
2011	Mark Grieb	190	134	70.5	1,511	28/4	2011	Juan Gamboa	34/45	2/2	18	40

RECEIVING						ALL-PURPOSE YARDS						
YEAR	PLAYER	REC	YDS	AVG	ID	LG	YEAR	PLAYER	RSH	REC	TOI	
1995	Titus Dixon	62	840	13.6	14	48	1995	Titus Dixon	11	840	755	1,606
1996	Titus Dixon	86	1,012	11.8	15	36	1996	Titus Dixon	55	1,012	1,307	2,374
1997	Titus Dixon	57	571	10.0	11	33	1997	Titus Dixon	4	571	982	1,557
1998	Steve Papin	84	1,256	15.0	19	47	1998	Steve Papin	100	1,256	1,834	3,190
1999	Steve Papin	91	1,031	11.3	12	48	1999	Steve Papin	107	1,031	1,997	3,135
2000	Steve Papin	89	1,221	13.7	23	45	2000	Steve Papin	59	1,221	1,677	2,957
2001	James Roe	78	1,232	15.8	28	47	2001	Barry Wagner	9	745	1,100	1,854
2002	James Hundon	98	1,464	14.9	35	45	2002	James Hundon	0	1,464	78	1,542
2003	James Roe	115	1,440	12.5	31	37	2003	Clevan Thomas	0	0	1,666	1,666
2004	James Hundon	87	1,253	14.4	21	45	2004	Rashied Davis	5	484	1,306	1,795
2005	James Roe	116	1,440	12.4	30	41	2005	Rashied Davis	22	1,420	1,147	2,589
2006	James Roe	113	1,310	11.6	31	46	2006	Ben Nelson	0	1,405	0	1,405
2007	James Roe	127	1,560	12.3	40	34	2007	Rodney Wright	8	1,076	710	1,794
2008	Cleannord Saintill	120	1,503	12.5	35	37	2008	Rodney Wright	13	1,457	1,199	2,669
2011	Samora Goodson	35	469	13.4	9	30	2011	Rodney Wright	1	399	283	683

RUSHING						INTERCEPTIONS						
YEAR	PLAYER	ATT	YDS	AVG	ID	LG	YEAR	PLAYER	INT	YDS	ID	LG
1995	Tom Pettithomme	38	159	4.2	5	20	1995	Pat McGuirk	9	202	1	40
1996	Tom Pettithomme	36	214	5.9	7	39	1996	Pat McGuirk	7	69	0	23
1997	Derrick Chachere	44	145	3.3	7	20	1997	Herschel Currie	8	24	0	10
1998	Mike Maslowski	33	149	4.5	7	23	1998	Tommy Jones	11	84	0	30
1999	Mike Jones	35	140	4.0	3	28	1999	Tommy Jones	3	8	0	8
2000	Joey Dozier	38	107	2.8	5	11	2000	Barry Wagner	5	76	1	47
2001	Joey Dozier	45	188	4.2	10	24	2001	Omarr Smith	4	65	1	45
2002	James Williams	31	108	3.5	8	12	2002	Clevan Thomas	5	13	0	13
2003	Keala Keanaaina	49	250	5.1	10	32	2003	Clevan Thomas	13	177	3	44
2004	Bary Wagner	35	89	2.5	12	21	2004	Omarr Smith	9	101	1	48
2005	Matt Kinsinger	30	74	2.5	9	8	2005	Clevan Thomas	6	51	0	35
2006	Phil Glover	55	156	2.8	15	26	2006	Clevan Thomas	7	46	0	19
2007	Brian Johnson	44	100	2.3	9	20	2007	Clevan Thomas	9	119	2	45
2008	Brian Johnson	50	51	1.0	7	6	2008	Marquis Floyd	10	153	0	48
2011	Chad Cook	25	70	2.8	12	13	2011	Mervin Brookins	3	5	1.7	6



YEAR	PLAYER	SACKS		YEAR	PLAYER	TACKLES		
		SACKS				SOLO	AST	TOI
1995	Marlin Brown	4.5		1995	Pat McGuirk	48	9	52.5
1996	Al Noga/Charles Miller	3.5		1996	Pat McGuirk	56	5	58.5
1997	Al Noga	7.5		1997	Pat McGuirk	45	15	52.5
1998	Sam Hernandez	5.0		1998	Pat McGuirk	55	14	62.0
1999	Sam Hernandez	5.0		1999	Tommy Jones	52	11	57.5
2000	Sam Hernandez	12.0		2000	Barry Wagner	49	14	56.0
2001	Sam Hernandez/Mike Ulufale	3.0		2001	Barry Wagner	56	12	62.0
2002	Mike Ulufale	4.5		2002	Clevan Thomas	46	18	55.0
2003	Sam Hernandez	5.0		2003	Wendell Davis	60	15	67.5
2004	Sam Hernandez/Joe Jacobs	4.0		2004	Omarr Smith	71	24	83.0
2005	Joe Jacobs	4.0		2005	Clevan Thomas	45	14	52.0
2006	Joe Jacobs	4.0		2006	Clevan Thomas	77	16	85.0
2007	Ron Jones	7.0		2007	Omarr Smith	79	17	87.5
2008	Steve Watson	9.0		2008	Omarr Smith	101	26	114.0
2011	Four Players	2.0		2011	Dwight Mclean	29	4	31.0

SAN JOSE



AFL



AFL COMMISSIONER JERRY KURZ

Jerry B. Kurz returns for his second season as the AFL's Commissioner. Commissioner Kurz has been involved with Arena Football for the past 25 years, including five seasons as president with arenafootball2 (af2). Out-tenured only by the creator of Arena Football, Jim Foster, Kurz has dedicated his life to furthering the sport with a strong business ethic and core values meant to bring the highest quality product to the ever-growing fan base of arena football fans.

In his time as the president of the af2, the league saw extensive growth in small-to-mid sized markets, building an extremely dedicated fan base across the country. That foundation helped to fuel the return of the Arena Football League in 2010 after a year on hiatus due to financial instability. Kurz and a group of enthusiastic investors arranged the acquisition of the AFL's assets in bankruptcy court in late 2009 and revived the league in early 2010, fulfilling the promise that arena football would be played in 2010.

Kurz has also served as the AFL's Vice President of International Development, where he was in charge of the League's international exposure. During his tenure, he was responsible for administering the H3 Visa program, allowing international players to play for AFL teams stateside. He also arranged and executed all internationally played games for the Arena Football League.

Arena Football isn't Kurz's only claim to fame. He is also a founding member of Gridiron Enterprises, Inc., a sports consulting firm based out of Chicago. Gridiron Enterprises, consisting of Kurz, Foster and attorney William Niro, is the original founder of the AFL. Kurz has been a player, a coach, a general manager and an owner during his lifelong involvement with the game of football. He is also a member of four football Hall of Fames, including membership in the first class of the Arena Football Hall of Fame as well as membership in the arenafootball2 Hall of Fame.

Kurz attended the University of Oklahoma as an undergraduate and later earned his Juris Doctor Degree at Northern Illinois. Kurz is a licensed attorney in Illinois and operated a law firm with his wife, Kathryn Hall, for 20 years. Jerry and his wife, Kathryn, have one son named Matthew who is currently a football coach at Lake Forest College.

ARENA FOOTBALL LEAGUE	2011 KEY DATES
First Place Tower 15 E. 5th Street, Suite 2221 Tulsa, OK 74103 TEL: (918) 508-2300 - FAX: (918) 508-2301	Feb. 19 Players may report for physicals and meetings Feb. 20 1st day of camp. No pads Feb. 23 1st day of full pad practice Feb. 26 Teams with first game bye begin camp Feb. 27 First day of camp. No pads (35 man due) Mar. 2 First day of full pads Mar. 5 Rostered players move into reg. season housing Mar. 6 Training camp ends Mar. 11 Regular Season begins May 15 Trade deadline Jun. 15 Future considerations must be completed Jul. 17 End of season reassignment begins Jul. 23 Regular season ends Jul. 30/31 PLAYOFFS - First Round Aug. 5/6 PLAYOFFS - Conference Championships Aug. 12/13 ArenaBowl XXIV
OFFICE OF THE COMMISSIONER	
Jerry Kurz , Commissioner	
COMMUNICATIONS	
Evan Vladem , Manager of Media Services Marissa Merritt , Media Support	
FINANCE AND ADMINISTRATION	
Sarah Brown , Chief Financial Officer Mario LaGrone , Director of Team Revenue Denise Leonard , Staff Accountant Julia Brickhouse , Executive Assistant/Payroll	
FOOTBALL OPERATIONS	
Joe Kleinsmith , Director of Football Operations	
TEAM OPERATIONS	
Christie Cook , Director of Team Operations	

2011 DIVISION ALIGNMENTS

NATIONAL CONFERENCE

- ARIZONA RATTLERS**
- SAN JOSE SABERCATS**
- SPOKANE SHOCK**
- UTAH BLAZE**

- CHICAGO RUSH**
- DALLAS VIGILANTES**
- IOWA BARNSTORMERS**
- KANSAS CITY COMMAND**
- TULSA TALONS**

NATIONAL CONFERENCE

- CLEVELAND GLADIATORS**
- MILWAUKEE MUSTANGS**
- PHILADELPHIA SOUL**
- PITTSBURGH POWER**

- GEORGIA FORCE**
- JACKSONVILLE SHARKS**
- NEW ORLEANS VOODOO**
- ORLANDO PREDATORS**
- TAMPA BAY STORM**

2011 PLAYOFF FORMAT

CONFERENCE CHAMPIONSHIPS

With divisional champions and a 12 team playoff format.

1. 12 teams qualify for the playoffs:
 - Six teams qualify from each conference
2. Two division champions from each conference
3. Four Wild Card from each conference (teams with the remaining best records within the conference)

a. Playoffs are separated into conferences with the division champions receiving a bye in the Wild Card Round. The highest seeded Wild Card hosts the lowest seeded Wild Card team and the second highest seeded Wild Card hosts the third highest seeded Wild Card team.

b. Winners of the Wild Card rounds within each conference advance to the divisional round. The highest seeded division champion hosts the lowest seeded wild card team remaining and the second highest seeded division champion hosts the highest seeded wild card team remaining.

c. Winners of the divisional rounds within each conference advance to the conference championships. Teams are re-seeded, regardless of division champions and the highest seeded team remaining hosts the lowest seeded team remaining and the second highest seeded team remaining hosts the third highest seeded team remaining.

d. Winners of the conference championships advance to the ArenaBowl.

e. This format gives the division champions an opportunity to host a divisional round game. Based on division round games, this scenario also gives a wild card team an opportunity to host a conference championship game because teams are re-seeded after the divisional round.

TIE-BREAKING PROCEDURES

If, at the end of the regular season, two or more teams are tied with identical won-lost percentages, the following steps will be taken to determine seeding:

TWO TEAMS

1. Head to head (best won-lost percentage in games between teams).
2. If teams split head-to-head games, the next tiebreaker will be the point differential in those two games.
3. Best won-lost percentage in common games, if applicable.
4. Strength of schedule (total number of wins by opponents already played).
5. Best net touchdowns in all games (individual team touchdown differential =TD's for -TD's against).
6. Coin toss.

THREE OF MORE TEAMS:

If two teams remain tied after a third team is eliminated during any step, tiebreaker reverts to step one of the two-team format. If one team wins multiple-team tiebreaker to advance to playoff round, remaining teams revert to step one of the two-team format. All tied teams must have played all other tied teams head-to-head for step one to be utilized in a multiple-team tie.

1. Head-to-head (best won/lost percentage in games among teams).
2. Best won-lost percentage in common games, if applicable.
3. Strength of schedule (strength up).
4. Best net (total) touchdowns in all games.
5. Coin toss.

2011 LEAGUE ROSTER OF OFFICIALS

SUPERVISOR		ASSISTANT SUPERVISORS			
CARL PAGNELLI		DAVID CHESNEY BUDDY WARD			
NAME	POS.	NAME	POS.	NAME	POS.
Tom McCabe	Referee	Shawn Hochuli	Referee	Joe Pester	Referee
Jeff Carr	Umpire	Matt Richards	Umpire	Chad Bowers	Umpire
Neil Brunner	Head Linesman	Ed Walker	Head Linesman	Marc Bovos	Head Linesman
Brad Brunet	Line Judge	Jim Wharrie	Line Judge	Rick Podraza	Line Judge
Reginald Berry	Back Judge	Mearl Robinson	Back Judge	Derrick Rhone-Dunn	Back Judge
Scott Vaughn	Referee	Shane Anderson	Referee	Kevin Stine	Referee
Scott Brown	Umpire	Roger Stewart	Umpire	Ramon George	Umpire
Adam Savoie	Head Linesman	Matt Dornan	Head Linesman	Scott Peterson	Head Linesman
RG Detillier	Line Judge	Steve Kovac	Line Judge	John Hoffman	Line Judge
Alvin Moore	Back Judge	Steve Currie	Back Judge	Bud McCleskey	Back Judge
David Cutaia	Referee	Jim Corpora	Referee	Larry Smith	Referee
Al Granado	Umpire	Mike Moore	Umpire	Robert Colosimo	Umpire
Ken Leffe	Head Linesman	Harold Mitchell	Head Linesman	Kelly Saalfeld	Head Linesman
Terri Valenti	Line Judge	Reggie Smith	Line Judge	David Meslow	Line Judge
John Jenkins	Back Judge	James Cole	Back Judge	Jeff Johnson	Back Judge
Chris Snead	Referee	Perry Havener	Referee	SWING OFFICIALS	
Oscar Shorten	Umpire	Steve Coullias	Umpire	Ken Ray	
Glen Fucik	Head Linesman	Steve Clouse	Head Linesman	Steve Strimling	
Brad Rogers	Line Judge	Grantis Bell	Line Judge	Scott Campbell	
Lo Van Pham	Back Judge	Jimmy Russell	Back Judge	Billy Beckett	
Tony Canella	Referee	Alex Kemp	Referee	Craig Griffith	
Paul Frerking	Umpire	Ed Feaster	Umpire	Folayan Kindred	
Matt Kukar	Head Linesman	Mike Dolce	Head Linesman	John Drayton	
Tim McGowan	Line Judge	Paul Engelberts	Line Judge	Greg Allen	
Larry Orrico	Back Judge	Jake Kemp	Back Judge		



COMPOSITE 2011 SCHEDULE

WEEK 1		
FRIDAY, MARCH 11		
AWAY	HOME	TIME (PDT)
PHI @	PIT	PHI 58-52
TB @	NO	TB 46-40
SPO @	SJ	SJ 76-48
SATURDAY, MARCH 12		
AWAY	HOME	TIME (PDT)
KC @	DAL	DAL 53-46
JAC @	ARI	ARI 55-52
SUNDAY, MARCH 13		
AWAY	HOME	TIME (PDT)
TUL @	GEO	GEO 53-47
MONDAY, MARCH 14		
AWAY	HOME	TIME (PDT)
CHI @	MIL	CHI 49-41
WEEK 2		
FRIDAY, MARCH 18		
AWAY	HOME	TIME (PDT)
GEO @	JAC	JAC 71-57
ORL @	NO	ORL 47-34
PHI @	CHI	CHI 62-28
KC @	SJ	SJ 60-57
SATURDAY, MARCH 19		
AWAY	HOME	TIME (PDT)
TUL @	DAL	DAL 64-40
TB @	UTA	UTA 69-40
IOW @	PIT	PIT 58-28
MIL @	ARI	ARI 62-31
CLE @	SPO	CLE 61-55
WEEK 3		
FRIDAY, MARCH 25		
AWAY	HOME	TIME (PDT)
SPO @	IOW	IA 43-42
SJ @	CHI	CHI 54-41
SATURDAY, MARCH 26		
NO	JAC	JAC 64-43
UTA	ORL	UTA 68-53
SUNDAY, MARCH 27		
CLE	TB	CLE 66-26
MONDAY, MARCH 28		
ARI	TUL	ARI 69-20
PIT	MIL	PIT 49-47
WEEK 4		
FRIDAY, APRIL 1		
JAC	TB	JAC 54-30
IOW	SJ	IOW 76-69
KC	SPO	SPO 61-34
SATURDAY, APRIL 2		
DAL	UTA	UTA 69-40
CHI	CLE	CLE 55-48
TUL	PIT	TUL 45-22
GEO	NO	GEO 61-35
ORL	ARI	ARZ 48-47
MONDAY, APRIL 4		
AWAY	HOME	TIME (PDT)
PHI @	MIL	MIL 51-49
WEEK 5		
FRIDAY, APRIL 8		
AWAY	HOME	TIME (PDT)
DAL @	GEO	GEO 55-48
UTA @	SJ	SJ 75-55
SATURDAY, APRIL 9		
AWAY	HOME	TIME (PDT)
PHI @	ORL	ORL 53-46
KC @	IOW	KC 62-54
WEEK 6		
FRIDAY, APRIL 15		
AWAY	HOME	TIME (PDT)
NO @	CLE	4:30 P.M.
TB @	PHI	5:00 P.M.
MIL @	DAL	5:30 P.M.
SATURDAY, APRIL 16		
AWAY	HOME	TIME (PDT)
SPO @	UTA	2:00 P.M.
ORL @	GEO	4:30 P.M.
JAC @	PIT	4:30 P.M.

AWAY	HOME	TIME (PDT)
ARI @	KC	5:00 P.M.
SJ @	TUL	5:00 P.M.
CHI @	IOW	5:05 P.M.
WEEK 7		
FRIDAY, APRIL 22		
AWAY	HOME	TIME (PDT)
KC @	CHI	5:00 P.M.
PIT @	NO	5:00 P.M.
SATURDAY, APRIL 23		
AWAY	HOME	TIME (PDT)
CLE @	JAC	4:00 P.M.
DAL @	TB	4:30 P.M.
SPO @	ORL	4:30 P.M.
IOW @	TUL	5:00 P.M.
GEO @	MIL	5:00 P.M.
UTA @	ARI	5:05 P.M.
PHI @	SJ	7:30 P.M.
WEEK 8		
FRIDAY, APRIL 29		
AWAY	HOME	TIME (PDT)
TUL @	CLE	4:30 P.M.
DAL @	KC	5:00 P.M.
SATURDAY, APRIL 30		
AWAY	HOME	TIME (PDT)
PIT @	GEO	4:30 P.M.
ORL @	JAC	5:00 P.M.
NO @	CHI	5:00 P.M.
TB @	MIL	5:00 P.M.
PHI @	IOW	5:05 P.M.
ARI @	SPO	7:00 P.M.
WEEK 9		
FRIDAY, MAY 6		
AWAY	HOME	TIME (PDT)
JAC @	PHI	4:05 P.M.
MIL @	CLE	4:30 P.M.
TB @	ORL	5:00 P.M.
UTA @	GEO	5:05 P.M.
IOW @	DAL	5:30 P.M.
SATURDAY, MAY 7		
CHI	TUL	5:00 P.M.
NO	KC	5:00 P.M.
SPO	PIT	5:00 P.M.
ARI	SJ	7:30 P.M.
WEEK 10		
FRIDAY, MAY 13		
AWAY	HOME	TIME (PDT)
GEO @	PHI	4:05 P.M.
KC @	TB	4:30 P.M.
IOW @	JAC	5:00 P.M.
TUL @	NO	5:00 P.M.
SATURDAY, MAY 14		
AWAY	HOME	TIME (PDT)
MIL @	UTA	2:00 P.M.
CLE @	ORL	4:30 P.M.
SJ @	PIT	4:30 P.M.
CHI @	ARI	5:05 P.M.
DAL @	SPO	7:00 P.M.
WEEK 11		
FRIDAY, MAY 20		
AWAY	HOME	TIME (PDT)
ARI @	NO	5:00 P.M.
TB @	SPO	8:00 P.M.
SATURDAY, MAY 21		
AWAY	HOME	TIME (PDT)
SJ @	UTA	6:00 P.M.
PHI @	CLE	4:00 P.M.
JAC @	GA	4:35 P.M.
KC @	TUL	5:00 P.M.
DAL @	CHI	1:00 P.M.
WEEK 12		
FRIDAY, MAY 27		
AWAY	HOME	TIME (PDT)
NO @	PHI	4:05 P.M.
UTA @	IOW	5:05 P.M.
TUL @	CHI	5:30 P.M.
SATURDAY, MAY 28		
AWAY	HOME	TIME (PDT)
SPO @	KC	5:00 P.M.

AWAY	HOME	TIME (PDT)
ORL @	MIL	5:00 P.M.
CLE @	ARI	5:05 P.M.
PIT @	DAL	5:30 P.M.
GA @	SJ	7:30 P.M.
WEEK 13		
FRIDAY, JUNE 3		
AWAY	HOME	TIME (PDT)
MIL @	PHI	4:05 P.M.
JAC @	NO	5:00 P.M.
SATURDAY, JUNE 4		
CHI	KC	11:00 A.M.
ARI	UTA	2:00 P.M.
CLE	PIT	4:30 P.M.
TB	GA	4:35 P.M.
ORL	IOW	5:05 P.M.
SJ	DAL	5:30 P.M.
WEEK 14		
FRIDAY, JUNE 10		
AWAY	HOME	TIME (PDT)
PHI @	SPO	5:00 P.M.
SATURDAY, JUNE 11		
GEO	CLE	4:00 P.M.
JAC	ORL	4:30 P.M.
PIT	TB	4:30 P.M.
KC	MIL	5:00 P.M.
UTA	TUL	5:00 P.M.
IOW	ARI	5:05 P.M.
WEEK 15		
FRIDAY, JUNE 17		
AWAY	HOME	TIME (PDT)
TUL @	PHI	4:05 P.M.
ORL @	TB	5:00 P.M.
NO @	GEO	5:05 P.M.
SATURDAY, JUNE 18		
PIT	UTA	2:00 P.M.
MIL	JAC	2:00 P.M.
SJ	ARI	7:00 P.M.
DAL	IOW	5:05 P.M.
CHI	SPO	7:00 P.M.
SUNDAY, JUNE 19		
CLE	KC	11:00 A.M.
WEEK 16		
FRIDAY, JUNE 24		
AWAY	HOME	TIME (PDT)
KC @	UTA	5:00 P.M.
SATURDAY, JUNE 25		
TB	JAC	4:00 P.M.
SJ	CLE	4:00 P.M.
ARI	PHI	4:05 P.M.
MIL	PIT	4:30 P.M.
DAL	TUL	5:00 P.M.
SPO	NO	5:00 P.M.
SUNDAY, JUNE 26		
IOW	CHI	1:00 P.M.
WEEK 17		
FRIDAY, JULY 1		
AWAY	HOME	TIME (PDT)
NO @	TB	4:30 P.M.
PIT @	ORL	5:00 P.M.
TUL @	IOW	5:05 P.M.
UTA @	CHI	5:30 P.M.
JAC @	SJ	7:30 P.M.
SATURDAY, JULY 2		
AWAY	HOME	TIME (PDT)
CLE @	MIL	5:00 P.M.
SPO @	ARI	5:05 P.M.
PHI @	DAL	5:30 P.M.
WEEK 18		
FRIDAY, JULY 8		
AWAY	HOME	TIME (PDT)
CLE @	PHI	5:00 P.M.
MIL @	NO	5:00 P.M.
SATURDAY, JULY 9		
AWAY	HOME	TIME (PDT)
DAL @	JAC	4:00 P.M.
CHI @	GEO	4:35 P.M.
TB @	TUL	5:00 P.M.
KC @	IOW	5:05 P.M.

AFL

<u>AWAY</u>		<u>HOME</u>	<u>TIME (PDT)</u>
UTA	@	SPO	7:00 P.M.
ORL	@	SJ	7:30 P.M.

SUNDAY, JULY 10

<u>AWAY</u>		<u>HOME</u>	<u>TIME (PDT)</u>
ARI	@	PIT	4:30 P.M.

WEEK 19

FRIDAY, JULY 15

<u>AWAY</u>		<u>HOME</u>	<u>TIME (PDT)</u>
PIT	@	CLE	5:00 P.M.
JAC	@	KC	5:30 P.M.

SATURDAY, JULY 16

<u>AWAY</u>		<u>HOME</u>	<u>TIME (PDT)</u>
NO	@	UTA	2:00 P.M.
<u>AWAY</u>		<u>HOME</u>	<u>TIME (PDT)</u>
GEO	@	TB	4:30 P.M.
IA	@	MIL	5:00 P.M.

ORL	@	TUL	5:00 P.M.
CHI	@	DAL	5:00 P.M.
SJ	@	SPO	7:00 P.M.

WEEK 20

FRIDAY, JULY 22

<u>AWAY</u>		<u>HOME</u>	<u>TIME (PDT)</u>
PIT	@	PHI	4:05 P.M.
UTA	@	CLE	4:30 P.M.
SPO	@	JAC	5:00 P.M.

SATURDAY, JULY 23

<u>AWAY</u>		<u>HOME</u>	<u>TIME (PDT)</u>
NO	@	ORL	4:30 P.M.
SJ	@	TB	4:30 P.M.
MIL	@	CHI	5:00 P.M.
TUL	@	KC	5:00 P.M.
GEO	@	IA	5:05 P.M.
ARI	@	DAL	5:30 P.M.

DIVISIONAL PLAYOFF ROUND

JULY 30-31

CONFERENCE CHAMPIONSHIPS

AUGUST 5-6

ARENA BOWL XXII

AUGUST 12-13



THE AFL ON NFL NETWORK

After expanding to an 18-game schedule and adding four teams, the Arena Football League is on NFL Network for the second consecutive season. NFL Network will broadcast more than 20 Arena Football League games on Friday nights at 8:00 p.m. ET starting March 11, 2011. The AFL's "Arena Football Friday" schedule on NFL Network features 23 games including 20 regular season contests. NFL Network will also showcase two playoff games and ArenaBowl XXIV on August 12, 2011.

MARCH 11				APRIL 30				JUNE 17			
<u>AWAY</u>		<u>HOME</u>	<u>TIME (PDT)</u>	<u>AWAY</u>		<u>HOME</u>	<u>TIME (PDT)</u>	<u>AWAY</u>		<u>HOME</u>	<u>TIME (PDT)</u>
PHI	@	PIT	PHI 58-52	ORL	@	JAC	5:00 P.M.	ORL	@	TB	5:00 P.M.
MARCH 18				MAY 6				JUNE 24			
<u>AWAY</u>		<u>HOME</u>	<u>TIME (PDT)</u>	<u>AWAY</u>		<u>HOME</u>	<u>TIME (PDT)</u>	<u>AWAY</u>		<u>HOME</u>	<u>TIME (PDT)</u>
PHI	@	CHI	CHI 62-28	TB	@	ORL	5:00 P.M.	KC	@	UTA	5:00 P.M.
MARCH 25				MAY 13				JULY 1			
<u>AWAY</u>		<u>HOME</u>	<u>TIME (PDT)</u>	<u>AWAY</u>		<u>HOME</u>	<u>TIME (PDT)</u>	<u>AWAY</u>		<u>HOME</u>	<u>TIME (PDT)</u>
SPO	@	IOW	IOW 43-42	TUL	@	NO	5:00 P.M.	PIT	@	ORL	5:00 P.M.
APRIL 1				MAY 20				JULY 8			
<u>AWAY</u>		<u>HOME</u>	<u>TIME (PDT)</u>	<u>AWAY</u>		<u>HOME</u>	<u>TIME (PDT)</u>	<u>AWAY</u>		<u>HOME</u>	<u>TIME (PDT)</u>
JAC	@	TB	JAC 54-30	ARI	@	NO	5:00 P.M.	CLE	@	PHI	5:00 P.M.
APRIL 8				MAY 27				JULY 15			
<u>AWAY</u>		<u>HOME</u>	<u>TIME (PDT)</u>	<u>AWAY</u>		<u>HOME</u>	<u>TIME (PDT)</u>	<u>AWAY</u>		<u>HOME</u>	<u>TIME (PDT)</u>
DAL	@	GEO	GEO 55-48	UTA	@	IOW	5:00 P.M.	PIT	@	CLE	5:00 P.M.
APRIL 15				JUNE 3				JULY 22			
<u>AWAY</u>		<u>HOME</u>	<u>TIME (PDT)</u>	<u>AWAY</u>		<u>HOME</u>	<u>TIME (PDT)</u>	<u>AWAY</u>		<u>HOME</u>	<u>TIME (PDT)</u>
TB	@	PHI	5:00 P.M.	JAC	@	NO	5:00 P.M.	SPO	@	JAC	5:00 P.M.
APRIL 22				JUNE 10							
<u>AWAY</u>		<u>HOME</u>	<u>TIME (PDT)</u>	<u>AWAY</u>		<u>HOME</u>	<u>TIME (PDT)</u>				
KC	@	CHI	5:00 P.M.	PHI	@	SPO	5:00 P.M.				

THE ARENA FOOTBALL LEAGUE'S FANS' BILL OF RIGHTS

In furtherance of our Mission Statement, we, the players, coaches, officials, staff and owners of the AFL are thankful to the Fans that we serve, appreciate their support and dedicate ourselves collectively to protecting their rights as the greatest sports and entertainment Fans in the world.

We believe that every Fan is entitled to a wholesome environment for guests and family members, free of violence, profane gestures and language or rude and invasive behavior that could in any way interfere with a first-class entertainment experience.

We believe that every Fan demands that we maintain absolute respect for the game of Arena Football and maintain the integrity of the finest of fair competition at all times.

We believe that every Fan deserves our very best effort on a consistent basis, on every play on the field, every action in the stands, every call to our office, and every involvement in our community.

We believe that every Fan is entitled to a total entertainment experience at an affordable cost for all members of the family from the time they arrive at the arena to the time they depart.

We believe that every Fan should receive the very best in competitive football, entertainment, merchandise, food and beverage for their purchasing power.

We believe that every Fan is entitled to interact with and have access to players and coaches for autographs and conversation in recognition of their support at every game.

We believe that Fans are entitled to fast, accurate, and complete information about our players, coaches, league, games, and performance.

We believe that Fans expect the Arena Football League to be comprised of gentlemen and ladies who are examples and role models for youth, free of physical violence, drugs, alcohol, and gambling abuse.

We believe that Fans expect us to honor our country and to be involved in our communities to make contributions for a better, safer, and more positive place to live.

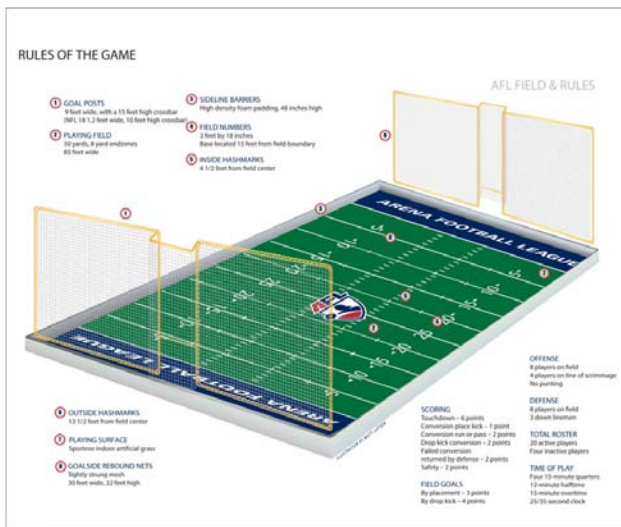
We believe that Fans should know that we are committed to serve and not to be served, to give and not to just take, and to inspire and encourage people to higher levels of personal and professional achievement, growth, maturity, and respect for each other.

THE ARENA FOOTBALL LEAGUE'S MISSION STATEMENT

"To serve our community with pride and passion as a quality example of individual and team excellence on the field, in the office, at the arena and within the community by consistently exceeding our customers' expectations by demon-

strating the highest character, appreciation and respect for our game, customers, teammates and partners as a cost-effective and visionary organization providing a total entertainment experience."

RULES OF THE GAME



RULES OF THE GAME

FIELD

An indoor padded surface 85 feet wide and 50 yards long with eight-yard end zones. Goal posts are nine feet wide with a crossbar height of 15 feet (NFL goal posts are 18-1/2 feet wide with the crossbar at 10 feet). The goal-side rebound nets are 30 feet wide by 32 feet high. The bottoms of the nets are eight feet above the ground. Sideline barriers are 48 inches high and made of high-density foam rubber.

EQUIPMENT

The official football is the same size and weight as the National Football League ball. Each ball is manufactured by Spalding, a division of Russell Corporation.

PLAYERS AND FORMATIONS

Eight players on the field; 21-man active roster; three-man inactive roster. Players may play both offense and defense. Substitution: Coaches are permitted to substitute players at will. Four (4) offensive players must line up on the line of scrimmage. Three (3) defensive players must be down linemen (in a three- or four-point stance). One linebacker may blitz on either side of the center. Alignment is two-or-more yards off the line of scrimmage. No stunting or twisting. Offensive motion: One receiver may go in forward motion before the snap.

TIMING

Four 15-minute quarters with a 15-minute halftime. The clock stops for out-of-bounds plays or incomplete passes only in the last minute of each half and when the referee deems it necessary for penalties, injuries or timeouts. Each team is allowed three (3) timeouts per half.

MOVEMENT OF THE BALL AND SCORING

Four (4) downs are allowed to advance the ball 10 yards for a first down, or to score. Six (6) points for a touchdown. One (1) point for a conversion by place kick after a touchdown, two (2) points for a conversion by drop kick and two (2) points for a successful run or pass after a touchdown. Three (3) points for a field goal by placement or four (4) points for a field goal by drop kick. Two (2) points for a safety.

KICKING

Kickoffs are from the goal line. Kickers may use a one-inch tee. Punting is illegal. On fourth down, a team may go for a first down, touchdown or field goal. The receiving team may field any kickoff or missed field goal that rebounds off the net. Any untouched kickoff, which is out of bounds, will be placed at the 20-yard line or the place where it went out-of-bounds, whichever is more advantageous to the receiving team.

PASSING

Receivers must have one foot inbounds for a catch. A forward pass that rebounds off the rebound net or sideline barrier is a live ball and is in play until it touches the playing surface.

OVERTIME RULES

Overtime periods are 15 minutes for both the regular season and the playoffs. Each team gets one possession to score. If, after each team has had one possession, one team is ahead, that team wins. If the teams are tied after each has had a possession, the next team to score wins.



ARENA BOWL HISTORY

ARENA BOWL I - AUGUST 1, 1987 Denver Dynamite 45 Pittsburgh Gladiators 16 MVP - Gary Mullen, Denver Ironman - Steve Trimble, Denver Pittsburgh Civic Arena (13,232)	ARENA BOWL IX - SEPTEMBER 1, 1995 Tampa Bay Storm 48 Orlando Predators 35 MVP - George LaFrance, Tampa Bay Ironman - Barry Wagner, Orlando Thunderdome (25,087)	ARENA BOWL XVII - JUNE 22, 2003 Tampa Bay Storm 43 Arizona Rattlers 29 MVP - Lawrence Samuels, Tampa Bay Ironman - Lawrence Samuels, Tampa Bay St. Pete Times Forum (20,496)
ARENA BOWL II - JULY 30, 1988 Detroit Drive 24 Chicago Bruisers 13 MVP - Steve Griffin, Detroit Ironman - Dwayne Dixon, Detroit Rosemont Horizon (15,018)	ARENA BOWL X - AUGUST 26, 1996 Tampa Bay Storm 42 Iowa Barnstormers 38 MVP - Steveie Thomas, Tampa Bay Ironman - Leonard Conley, Iowa Veterans Memorial (11,411)	ARENA BOWL XVIII - JUNE 27, 2004 San Jose SaberCats 69 Arizona Rattlers 62 Off. MVP - Mark Grieb, San Jose Def. MVP - Ricky Parker, Arizona Ironman - James Roe, San Jose America West Arena (17,391)
ARENA BOWL III - AUGUST 18, 1989 Detroit Drive 39 Pittsburgh Gladiators 26 MVP - George LaFrance, Detroit Ironman - Cornelius Ross, Pittsburgh Joe Louis Arena (12, 046)	ARENA BOWL XI - AUGUST 25, 1997 Arizona Rattlers 55 Iowa Barnstormers 33 MVP - Donnie Davis, Arizona Ironman - Hunkie Cooper, Arizona America West Arena (17,436)	ARENA BOWL XIX - JUNE 12, 2005 Colorado Crush 51 Georgia Force 48 Off. MVP - Willis Marshall, Colorado Def. MVP - Ahmad Hawkins, Colorado Ironman - Willis Marshall, Colorado Thomas & Mack Center (10,822)
ARENA BOWL IV - AUGUST 11, 1990 Detroit Drive 51 Dallas Texans 27 MVP - Art Schlichter, Detroit Ironman - Alvin Rettig, Detroit Joe Louis Arena (19,875)	ARENA BOWL XII - AUGUST 23, 1998 Orlando Predators 62 Tampa Bay Storm 31 MVP - Rick Hamilton, Orlando Ironman - Barry Wagner, Orlando Ice Palace (17,222)	ARENA BOWL XX - JUNE 11, 2006 Chicago Rush 69 Orlando Predators 61 Off. MVP - Matt D'Orazio, Chicago Def. MVP - Ahmad Hawkins, Colorado Ironman - Bob McMillen, Chicago Thomas & Mack Center (13,476)
ARENA BOWL V - AUGUST 17, 1991 Tampa Bay Storm 48 Detroit Drive 42 MVP - Stevie Thomas, Tampa Bay Ironman - Darren Willis, Tampa Bay Joe Louis Arena (20,537)	ARENA BOWL XIII - AUGUST 22, 1999 Albany Firebirds 59 Orlando Predators 48 MVP - Eddie Brown, Albany Ironman - Barry Wagner, Orlando Pepsi Arena (13,652)	ARENA BOWL XXI - JULY 29, 2007 San Jose SaberCats 55 Columbus Destroyers 33 Off. MVP - Mark Grieb, San Jose Def. MVP - Omar Smith, San Jose Ironman - Phil Glover, San Jose Mitsubishi MVP - Mark Grieb, San Jose New Orleans Arena (17,056)
ARENA BOWL VI - AUGUST 22, 1992 Detroit Drive 56 Orlando Predators 38 MVP - George LaFrance, Detroit Ironman - Flint Fleming, Detroit Orlando Arena (13,680)	ARENA BOWL XIV - AUGUST 20, 2000 Orlando Predators 41 Nashville Kats 38 MVP - Connell Maynor, Orlando Ironman - James Baron, Nashville TD Waterhouse Centre (15,989)	ARENA BOWL XXII - JULY 27, 2008 Philadelphia Soul 59 San Jose SaberCats 56 Off. MVP - Chris Jackson, Philadelphia Def. MVP - Gabe Nyenhuis, Philadelphia Ironman - Mike Brown, Philadelphia Mitsubishi MVP - Matt D'Orazio New Orleans Arena (17,244)
ARENA BOWL VII - AUGUST 21, 1993 Tampa Bay Storm 51 Detroit Drive 31 MVP - George LaFrance, Detroit Ironman - Flint Fleming, Detroit Joe Louis Arena (12,989)	ARENA BOWL XV - AUGUST 19, 2001 Grand Rapids Rampage 64 Nashville Kats 42 MVP - Terrill Shaw, Grand Rapids Ironman - Demo Odems, Grand Rapids Van Andel Arena (11,217)	ARENA BOWL XXIII - AUGUST 20, 2011 Spokane Shock 69 Tampa Bay Storm 57 Off. MVP - Markee White, Spokane Def. MVP - Jeremy Geathers, Spokane Ironman - Huey Whittaker, Spokane MVP - Kyle Rowley, Spokane Spokane Veterans Memorial (11,017)
ARENA BOWL VIII - AUGUST 21, 1994 Arizona Rattlers 36 Orlando Predators 31 MVP - Sherdrick Bonner, Arizona Ironman - Barry Wagner, Orlando Orlando Arena (14,368)	ARENA BOWL XVI - AUGUST 18, 2002 San Jose SaberCats 52 Arizona Rattlers 14 MVP - John Dutton, San Jose Ironman - Omarr Smith, San Jose Compaq Center (16,492)	



TEAM INFORMATION

ARIZONA RATTLERS



TEAM OFFICE

GENE AURY SPORTS COMPLEX
4125 E. MCKELLIPS ROAD
MAILING ADDRESS: P.O. BOX 21717
MESA, AZ 85277
PHONE: 480-924-0208
FAX: 480-985-3293
WEBSITE: WWW.AZRATTLERS.COM

FOOTBALL OPERATIONS

Head Coach/GM	Kevin Guy
Director of Player Personnel	Zach Truty
Assistant Head Coach	Kani Kauahi
Defensive Coordinator	Omar Smith
Head Equipment Manager	Randy Gaspar
Athletic Trainer	Rob Clary

ADMINISTRATION

Managing Partner	Mike Galloway
Chief Executive Officer	Trey Medlock
VP of Sales and Marketing	Tim Flanigan
Director of Team Operations	JT Thompson
Ticket Manager	Leslie Burke
Director of Public Relations	Zach Truty

Game Operations/CR Manager	Megan Dotson
Media Relations Coordinator	Sean Wyatt
	480-924-0208
	ztruty@azrattlers.com

TEAM FACTS

Arena	US Airways Center (14,398)
AFL Season	19th
Conference	National
Division	West
Colors	Black, Teal, Copper

CHICAGO RUSH



TEAM OFFICE

CHICAGO GRIDIRON LLC
2340 S. RIVER ROAD SUITE 400
DES PLAINES, IL 60018
PHONE: 847-882-9400
WEBSITE: WWW.ARENARUSH.COM

FOOTBALL OPERATIONS

Head Coach	Bob McMillen
Defensive Coordinator/Asst. HC	Walt Housman
Offensive Coordinator	Sherdick Bonner
Defensive Backs Coach	Titcus Pettigrew
Assistant Coach	Mike Pagliaro
Assistant Coach	TBD
Head Trainer	David Jantzi, P.T.
Equipment Manager	Jeff Henderson

ADMINISTRATION

Ownership	Ciro Cirincione, Richard Scheer, Mike Ditka, Kathryn Hall, William Niro, Matthew Peasley, David Whitney
President/GM	Gene Nudo
Vice President, Ticketing	Ryan Simmons
Dir. of Player Personnel	Scott Bailey
PR and CR Coordinator	Erin Herrmann
Dir. of Communications and Media Relations	C.J. Clayton cjclayton611@yahoo.com

TEAM FACTS

Arena	Allstate Arena
AFL Season	10th
Conference	National
Division	Central
Colors	Blue, White, Gray
Team Mascot	Grabowski
Dance Team	Adrenaline Rush Dancers

CLEVELAND GLADIATORS



TEAM OFFICE

631 HURON ROAD
CLEVELAND, OH 44115
PHONE: 216-685-9000
FAX: 216-685-9002
WEBSITE: WWW.CLEVELANDGLADIATORS.COM

FOOTBALL OPERATIONS

Head Coach	Steve Thonn
Director of Player Personnel	Ron Selesky
Assistant Coach	Nick Ward
Assistant Coach	Whitney Bell
Head Equipment Manager	Brian Freeman
Asst. Equipment Manager	Giovanni Di Siena
Athletic Trainer	Dean Taylor

ADMINISTRATION

Owner/CEO	Jim Ferraro
Special Advisor	Bernie Kosar
General Manger/COO	Cory Howerton
Assistant GM	Phil Tesar
Director of Ticket Sales	Scott Friedman
Game Operations/CR Manager	Megan Dotson
Media Relations Coordinator	Sean Wyatt
	216-685-9000 ex. 201
	swyatt@clevelandgladiators.com

TEAM FACTS

Arena	Quicken Loans Arena (17,500)
AFL Season	13th
Conference	American
Division	East
Colors	Black, Red, White

TEAM INFORMATION

DALLAS VIGILANTES



TEAM OFFICE

631 HURON ROAD
CLEVELAND, OH 44115
PHONE: 216-685-9000
FAX: 216-685-9002

WEBSITE: WWW.CLEVELANDGLADIATORS.COM

FOOTBALL OPERATIONS

Head Coach	Steve Thonn
Director of Player Personnel	Ron Selesky
Assistant Coach	Nick Ward
Assistant Coach	Whitney Bell
Head Equipment Manager	Brian Freeman
Asst. Equipment Manager	Giovanni Di Siena
Athletic Trainer	Dean Taylor

ADMINISTRATION

Owner/CEO	Jim Ferraro
Special Advisor	Bernie Kosar
General Manger/COO	Cory Howerton
Assistant GM	Phil Tesar
Director of Ticket Sales	Scott Friedman
Game Operations/CR Manager	Megan Dotson
Media Relations Coordinator	Sean Wyatt
	216-685-9000 ex. 201
	swyatt@clevelandgladiators.com

TEAM FACTS

Arena	Quicken Loans Arena (17,500)
AFL Season	13th
Conference	American
Division	East
Colors	Black, Red, White

GEORGIA FORCE



TEAM OFFICE

3120 MEDLOCK BRIDGE ROAD
BUILDING E, SUITE 260
NORCROSS, GA 30071
PHONE: 770-609-1300
FAX: 770-609-1347

WEBSITE: WWW.GEORGIAFORCE.COM

FOOTBALL OPERATIONS

Head Coach	Dean Cokinos
Assistant Coach	James Carter
Assistant Coach	TBD
Football Operations	TBD
Pro Personnel Director	Chris Steuber

ADMINISTRATION

President	Ron Evans
General Manager	Chris Hendley
Dir. of Media Relations/Game Ops	Justin Hanchey
Dir. of Ticket Sales	Andy Haskell
Dir. of Creative Services	Drew McDowell
Corporate Sponsorships	Mike Sammond
Corporate Sponsorships	Bill Blackwell

TEAM FACTS

Arena	The Arena at Gwinnett Center (10,500)
AFL Season	Eighth
Conference	American
Division	South
Colors	Black, Blue, Silver, White

IOWA BARNSTORMERS



TEAM OFFICE

730 3RD STREET
DES MOINES, IA 50309
PHONE: 515-633-2255
FAX: 515-564-8451

WEBSITE: WWW.THEIOWABARNSTORMERS.COM

FOOTBALL OPERATIONS

Head Coach	John Gregory
Assistant Coach	J.T. Smith
Assistant Coach	Ryan Sloth
Assistant Coach	Jack Whitver
Equipment Manager	Chris Ilder
Medical Staff	Dr. Bill Jacobson
	John Simonsen, Barry Tocheri
Athletic Trainer	Tim Moran

ADMINISTRATION

Principal Owner	Matt Strawn
President	Jeff Lamberti
General Manager	John Pettit
Dir. of Marketing/Operations	Greg Boyd
Director of Corporate Sponsorships	Becky Beach
Dir. of Ticket Sales	Matt Swim
Office Manager	Stephanie King
	sking@theiowabarnstormers.com
	515-564-8450

TEAM FACTS

Arena	Wells Fargo Arena (11,209)
AFL Season	Eighth
Conference	National
Division	Central
Colors	Black, Gold, Red, White

TEAM INFORMATION

JACKSONVILLE SHARKS



TEAM OFFICE

1000 W. BAY STREET
 JACKSONVILLE, FL 32202
 PHONE: 904-621-0700
 FAX: 904-819-5626
 WEBSITE: WWW.JACSHARKS.COM

FOOTBALL OPERATIONS

Head Coach	Less Moss
Defensive Coordinator	Jake Grande
Equipment Manager	BJ Fusco
Director of Sports Medicine	Doug Kliener

ADMINISTRATION

Managing Partner	Jeff Bouchy
Partner	Larry Payne
Partner/VP of Ticketing	Steve Curran
Dir. of Community Relations	Jeff Strcula
Controller	John Pearce
Director of Media Relations	Andy Wenstrand
	andy@JACsharks.com
	904-621-0700 ex. 5
	850-559-8888

TEAM FACTS

Arena	Sea Best Field (15,000)
AFL Season	Second
Conference	American
Division	South
Colors	Black, Blood Red, White

KANSAS CITY COMMAND



TEAM OFFICE

5366 W. 95TH STREET
 PRARIE VILLAGE, KS 66208
 PHONE: 913-383-9248 EX. 5349
 FAX: 913-381-2782
 WEBSITE: WWW.KCCOMMAND.COM

FOOTBALL OPERATIONS

Head Coach	Danton Barto
Fullback and Linebacker Coach	Brian Hug
Special Teams Coordinator	Brian Hug
Defensive Line Coach	Robert Thomas
Offensive Line Coach	Richard McClesky
Head Trainer	Travis Neff
Equipment Manager	Darren Damewood

ADMINISTRATION

President	Pete Likens
Ticketing and Marketing	Sprint Center
Director of Communications	Neal Fletcher
	913-449-7946
	nfletcher@KCCommand.com

TEAM FACTS

Arena	Sprint Center (17,297)
AFL Season	Fourth
Conference	National
Division	Central
Colors	Black, Blue White

MILWAUKEE MUSTANGS



TEAM OFFICE

933 N. MAYFAIR ROAD
 SUITE 109
 WAUWATOSA, WI 53226
 PHONE: 414-224-4000
 FAX: 801-405-8090
 WEBSITE: WWW.MKEMUSTANGS.COM

FOOTBALL OPERATIONS

Head Coach	Bob Landsee
Assistant HC/ Dir. of Player Personnel	Mark Stoute
Defensive Coordinator	Cedric Walker
Special Teams and FB/LB Coach	Eric Raisbeck
Head Trainer	Chris Matich
Equipment Manager	Rory Crouch

ADMINISTRATION

VP/General Manager	Jason Clark
	jclark@mkemustangs.com
	Cell: 414-224-4000

TEAM FACTS

Arena	Bradley Center (17,000)
AFL Season	Second
Conference	National
Division	Midwest
Colors	Black, Orange, Chrome

TEAM INFORMATION

NEW ORLEANS VODOO



TEAM OFFICE

1515 POYDRAS STREET
NEW ORLEANS, LA 70112
PHONE: 504-587-3663
WEBSITE: WWW.AFLVOODOO.COM

FOOTBALL OPERATIONS

Head Coach & Def. Coordinator	Derek Stingley
Offensive Coordinator	Ben Bennett
Assistant Coach	Mark Tucker
Director of Football Operations	Cory Fleming

ADMINISTRATION

Ownership	Dan Newman
VP/General Manager	Jon Norris
VP/Director of Ticketing & Operations	Jason Coffel
Director of Media Relations	Brandon Rizzuto
	brandon@afvoodoo.com

TEAM FACTS

Arena	New Orleans Arena(15,168)
AFL Season	Fifth
Conference	American
Division	South
Colors	Purple, Red, Black & Gold

ORLANDO PREDATORS



TEAM OFFICE

302 S. GRAHAM AVE.
ORLANDO, FL 32803
PHONE: 407-648-4444
FAX: 407-839-4877
WEBSITE: WWW.ORLANDOPREDATORS.COM

FOOTBALL OPERATIONS

Head Coach	Pat O'Hara
Defensive Coordinator	Lee Johnson
Special Teams Coordinator	Gary Gussman
Line Coach	Doug Miller
Equipment Manager	Tom Dillard
Dir. of Sports Medicine	Joe Johnson
Head Athletic Trainer	Kevin Mercuri

ADMINISTRATION

Managing Partner	Brett Bouchy
Chief Operations Officer	Darrell Harbin
Director of Business Operations	Chris Tamburrelli
Director of Corporate Sales	Michelle Tamburrelli
Ticket Manager	Jan Menzel
Director of Communications	Amanda Norvell
	407-704-6196
	anorvell@orlandopredators.com

TEAM FACTS

Arena	Amway Center (15,203)
AFL Season	21st
Conference	American
Division	South
Colors	Black, Red, White

PHILADELPHIA SOUL



TEAM OFFICE

7 PENN CENTER
1635 MARKET STREET - 17TH FLOOR
PHILADELPHIA, PA 19103
PHONE: 215-253-4900
FAX: 215-253-4933
WEBSITE: WWW.PHILADELPHIASOUL.COM

FOOTBALL OPERATIONS

Head Coach	Michael Hohensee
Defensive Coordinator/Asst. Coach	Ernesto Purnsley
Line Coach	Phil Bogle
Special Teams Coordinator	Jack Klebe
Head Trainer	Lemar Mosley
Team Physician	Dr. David Rusbenstein
Equipment Manager	Ryan McGory

ADMINISTRATION

Majority Owner	Craig A. Spencer, Ron Jaworski
Ownership Group	Pete Ciarrocchi, Cosmo DeNicola
Vice President/COO	John Adams
General Manager	Tom Goodhines
Dir. of Administration/CR	Melissa Demyan
Chief Information Officer	Greg Strickland
Media Relations	Sara Kalman
Media Relations	Dom Principato
	215-253-4900 ex. 177
	skalman@philadelphiasoul.com
	dprincipato@philadelphiasoul.com

TEAM FACTS

Arena	Wells Fargo Center (17,597)
AFL Season	Sixth
Conference	American
Division	East
Colors	Black, Soul Blue, White

TEAM INFORMATION

PITTSBURGH POWER	SPOKANE SHOCK
TEAM OFFICE ONE PPG PLACE, SUITE 2370 PITTSBURGH, PA 15222 PHONE: 412-697-0996 FAX: 412-697-0997 WEBSITE: WWW.PITTSBURGHPOWER.COM	TEAM OFFICE 3212 NORTH EDEN ROAD, SUITE B SPOKANE VALLEY, WA 99216 PHONE: 509-242-7462 FAX: 509-926-1075 WEBSITE: WWW.SPOKANESHOCK.COM
<u>FOOTBALL OPERATIONS</u>	<u>FOOTBALL OPERATIONS</u>
Head Coach Director of Football Operations	Head Coach Offensive Coordinator/Asst. HC Offensive/Defensive Line Coach Head Athletic Trainer
Chris Sigfried Justin Gould	Rob Keefe Fred Biletnikoff, Jr. Travis Crusenberry Nick Carlson
<u>ADMINISTRATION</u>	<u>ADMINISTRATION</u>
CEO/General Manager Co-Owner President CFO COO Director of Communications	Majority Owner/CEO General Manager Vice President of Sales Director of Ticket Sales Director of Marketing & Operations Director of Communications
Matt Shaner Lynn Swann Peter Hill Ben Eltz Michael Gorham Dana Romney danar@utblaze.com Cell: 801-891-9830	Brady Nelson Adam Nebeker Kathy Bevan Andrew Dolan Lance Beck Kevin Maloney kmaloney@utblazespokaneshock.com Cell: 509-217-7106
<u>TEAM FACTS</u>	<u>TEAM FACTS</u>
Arena AFL Season Conference Division Colors	Spokane Arena (10,775) Second National Western Black, Orange, Gold and White
CONSOL Energy Center First American Eastern Black and Gold	

TAMPA BAY STORM
TEAM OFFICE ST. PETE TIMES FORUM 401 CHANNELSIDE DRIVE TAMPA, FL 33602 PHONE: 888-99BLAZE FAX: 801-405-8090 WEBSITE: WWW.TAMPABAYSTORM.COM
<u>FOOTBALL OPERATIONS</u>
Head Coach Offensive Coordinator Defensive Backs Coach Fullbacks/Linebackers Coach Head Trainer Equipment Manager
Dave Ewart John Kaleo Donnie Abraham Nyle Wiren Kris Russell Montaque Bussey
<u>ADMINISTRATION</u>
Chairman C.E.O. C.O.O C.F.O. V.P. Event Booking/AFL Board Director of Team Services Director of Communications
Jeff Vinik Tod Lelweke Steve Griggs Martha Fuller Elmer Straub Robert Dison Jim Robinson jim@tampabaystorm.com Cell: 727-481-7817
<u>TEAM FACTS</u>
Arena AFL Season Conference Division Colors
St. Pete Times Forum (19,200) 24th American South Blue, Gold, White

TEAM INFORMATION

UTAH BLAZE



TEAM OFFICE
 ENERGYSOLUTIONS ARENA
 301 WEST SOUTH TEMPLE
 SALT LAKE CITY, UT 84101
 PHONE: 888-99BLAZE
 FAX: 801-405-8090
 WEBSITE: WWW.UTBLAZE.COM

FOOTBALL OPERATIONS

Head Coach	Ron James
Director of Player Personnel	Karl Bates
Offensive Coordinator	Matthew Sauk
Defensive Coordinator	Jeff Hoffman
Assistant Coach	Jermaine Younger
Head Trainer	Chris Matich
Equipment Manager	Rory Crouch

ADMINISTRATION

Ownership	Logan Hunter & Kristin Murdock
President	Bill Gibson
General Manager	Steve Videtich
Director of Ticketing	James Farwell
Director of Marketing	Jesse Christensen
Director of Communications	Dana Romney
	danar@utblaze.com
	Cell: 801-891-9830

TEAM FACTS

Arena	EnergySolutions Arena (15,336)
AFL Season	Fifth
Conference	National
Division	Western
Colors	Black, Orange, Silver

TULSA TALONS



TEAM OFFICE
 6221 S. 107TH E AVE
 TULSA, OK 74133
 PHONE: 918-294-1000
 FAX: 918-307-2914
 WEBSITE: WWW.TULSATALONS.COM

FOOTBALL OPERATIONS

Head Coach	Mitch Allner
Assistant Coach	Marty Robinson
Assistant Coach	Antwan Floyd
Assistant Coach	Ben Bowling

ADMINISTRATION

Ownership	Paul Ross, Henry Primeaux Michael Johnson, David Box, Bill Cameron
General Manager	Corey MacIntyre
Ticket Sales	Megan Gaither
Game Operations	Alex Crocker
Public Relations	Carolyn Siegerist 918-294-1000 carolyn@tulsatalons.com

TEAM FACTS

Arena	EnergySolutions Arena (15,336)
AFL Season	Fifth
Conference	National
Division	Western
Colors	Black, Orange, Silver



SAN JOSÉ



SABERZONE

BROADCAST INFORMATION

RADIO AND TELEVISION

KLIV 1590

1590 KLIV is Silicon Valley's only all-news radio station. They are the largest radio new broadcasting station in the South Bay and are a rarity in today's world of radio: a locally-owned station that serves the needs of it's community. The station identifies itself with CNN Radio News during weekdays and CNN Headline News airing on overnights and week-ends. The station is also known for its local news focusing on the events of San Jose and the Silicon Valley.

COMCAST SPORTSNET

Comcast Sports Group operates 14 local networks that deliver 2,400 sporting events annually and breaking news and analysis to more than 50 million cable and satellite homes. Comcast Sports Group's sports networks are: Comcast SportsNet Bay Area, Comcast SportsNet California, Comcast SportsNet Chicago, Comcast SportsNet Mid-Atlantic, Comcast SportsNet New England, Comcast SportsNet Northwest, Comcast SportsNet Philadelphia, SNY, The Mtn. - Mountain West Sports Network, CSS and Comcast Sports Southwest. Comcast Sports Group also manages NECN (New England Cable News), the nation's largest regional news network, and The Comcast Network, based in Philadelphia and Washington, which delivers community-oriented programming. For more information, see ComcastSportsNet.com. **(Television schedule is tentative; consult local listings at game time for broadcast information.)**



CALLING THE ACTION

Returning for his 15th season as the voice of the SaberCats is **Bob Fitzgerald**. Along with his SaberCats' duties, Fitz has been the television voice of the NBA's Golden State Warriors for the last 14 years and is co-host of the mid-day sports talk show 'Fitz and Brooks' on KNBR 680. In addition, Fitz works NFL and major college football games for CBS Radio/Westwood One and called Team USA Men's and Women's basketball at the 2004 Summer Olympic Games.

Mike Pawlawski joins the SaberCats for his first season providing color for San Jose. After competing in over 60 games split between Miami and Albany, the former Arena Football quarterback will bring his insight and commentary during the SaberCats return to the AFL in 2011.

Dan Dibley will return as the play-by-play voice on KLIV 1590 and has served as one of the voices for the SaberCats over the past few years and served as the AM Sports and traffic anchor on KNBR 680, the flagship station of the SF Giants, 49ers, and Golden State Warriors. In addition, he is the play-by-play voice for Comcast Hometown Network, broadcasting high school and college athletics on television. Dan additionally works as a sideline reporter for the San Jose Earthquakes, as well as on college football and high school state championship broadcasts. He also hosted the pregame show for the SaberCats from 2005-2008, including two consecutive years at the ArenaBowl in New Orleans. Dan lives in Oakland with his wife and two sons, Quest, 9, and Keon, 7.

Former SaberCats All-AFL performer Steve Papin, one of the most popular players to ever wear the green and gold, will return for another season of commentary. The holder of several team records, Papin joined the crew in 2006 after a year of sideline reporting.

2011 SABERCATS TELEVISION AND RADIO SCHEDULE

DATE	OPPONENT	TIME (PDT)	RADIO	TV	DATE	OPPONENT	TIME (PDT)	RADIO	TV
FRI, MAR 11	SPOKANE	W 7:45-8	1590	CSNCA	SAT, MAY 21	@UTAH	6:00 p.m.	1590	CSNBA
FRI, MAR 18	KANSAS CITY	W 6:05-7	1590	NONE	SAT, MAY 28	GEORGIA	7:30 p.m.	1590	NONE
FRI, MAR 25	@CHICAGO	L 5:41-6	1590	CSNCA	SAT, JUN 4	@DALLAS	5:30 p.m.	1590	CSN+
FRI, APR 1	IOWA	7:30 p.m.	1590	NONE	SAT, JUN 18	@ARIZONA	7:00 p.m.	1590	CSNBA
FRI, APR 8	UTAH	7:30 p.m.	1590	NONE	SAT, JUN 25	@CLEVELAND	4:00 p.m.	1590	CSN+
SAT, APR 16	@TULSA	5:00 p.m.	1590	CSNCA	FRI, JUL 1	JACKSONVILLE	7:30 p.m.	1590	NONE
SAT, APR 23	PHILADELPHIA	7:30 p.m.	1590	NONE	SAT, JUL 9	ORLANDO	7:30 p.m.	1590	NONE
SAT, MAY 7	ARIZONA	7:30 p.m.	1590	NONE	SAT, JUL 16	@SPOKANE	7:00 p.m.	1590	CSNCA
SAT, MAY 14	@PITTSBURGH	4:30 p.m.	1590	CSNBA	SAT, JUL 23	@TAMPA BAY	4:30 p.m.	1590	CSN+

Dates and Times Are Subject to Change



HP PAVILION AT SAN JOSE



HP Pavilion at San Jose has been recognized as the biggest success story in the revitalization of downtown San Jose. For more than a decade the facility with its distinctive 10-story glass pyramid entry and unique stainless steel facade has been the place to be and be seen in the Bay Area.

Located in the heart of Silicon Valley, HP Pavilion is an exemplification of the architectural excellence and technological innovation that defines the area.

That statement carries more weight today, especially after the completion of a \$16.5 million renovation over the summer of 2007. The costs were shared by the City of San Jose and HP Pavilion.

Patrons entering HP Pavilion will now enjoy the latest in audio and video technology to enhance their viewing experience. Most noticeable to the eyes is the high resolution LED center hung scoreboard - one of the largest in North America. The middle of the arena bowl features a full-color moving LED fascia display (also known as a ribbon board).

For the ears, there's a new state-of-the-art digital sound system and acoustical improvements. Finally, there were some minor changes to allow for interfacing with high definition telecasts originating from HP Pavilion and an increased rigging capacity for concerts and shows.

Besides the San Jose Sharks, champion teams (such as the three-time Arenabowl Champion San Jose SaberCats of the Arena Football League and the 1995 Roller Hockey International Champion San Jose Rhinos) and championship events (three NCAA Men's Basketball Western Regional Finals, 2003-07 Pac-10 Women's Basketball Tournament, 1999 NCAA Women's Basketball Final Four and the 2007 Visa Gymnastics Championships) have taken place at HP Pavilion.

In addition, headliners such as Bruce Springsteen, The Rolling Stones, Barbra Streisand, The Three Tenors, Paul McCartney have performed before capacity crowds.

HP Pavilion at San Jose continues to set the standard for sports and entertainment venues worldwide. Pollstar Magazine ranked HP Pavilion as the No. 3 venue in the United States and seventh in the world in terms of non-sports tickets sold during the 2005 calendar year.

"HP Pavilion is San Jose's premiere sports and entertainment venue, drawing hundreds of first class events to San Jose every year," San Jose Mayor Chuck Reed said at the press conference announcing the improvements. "It's an economic engine that brings hundreds of thousands of people to downtown San Jose every year. We want to ensure that it continues to thrive in that role for the foreseeable

future.

"The staff at HP Pavilion at San Jose takes great pride not only in providing world-class entertainment to our fan base, but also in maintaining a state-of-the-art venue that the people of San Jose can take pride in," Silicon Valley Sports and Entertainment President and Chief Executive Officer Greg Jamison said. "The enhancements will not only improve the quality of the fan experience, but it will also get the building to the standards that have become customary in entertainment facilities today."

INSIDE THE IMPROVEMENTS CENTER HUNG SCOREBOARD

The new high resolution display is 18x24 feet and provides a 16x9 video image ratio used in High Definition television displays. The old analog video display was 9x12 feet.

LED FASCIA DISPLAY

This full-color, moving LED display (also known as a ribbon board) provides a very dramatic visual experience for guests.

The display allows HP Pavilion to provide flexible programming for events such as the NCAA Championships that require specific guidelines.

SEATING AREA SOUND SYSTEM

The new sound system uses state-of-the-art digital equipment and incorporates outward facing speaker clusters as opposed to distributed speaker placement.

Guests will notice a clearer, more audible sound quality as sound will be generated from the center of HP Pavilion, as opposed to all around the building.

RIGGING CAPACITY UPGRADE

The capacity was increased from 75,000 to 150-200,000 pounds.

Concerts and in-arena events now utilize standard loads of 60-80,000 pounds and larger shows run 125-150,000 pounds. When HP Pavilion opened in 1993, a standard show load was 40,000 pounds and large shows had an average load of 60-80,000 pounds.

HD VIDEO EQUIPMENT UPGRADE

More sporting events are now being televised in HD, as opposed to analog.

The upgrade insures reliability and interfacing with the new center hung scoreboard, LED systems, TV trucks and the new HP HD televisions within HP Pavilion.

HISTORY AT HP PAVILION

THE SABERCATS RECORD IN HP PAVILION

The SaberCats hold a distinct advantage when it comes to playing in HP Pavilion. Over their history the SaberCats have compiled a 77-26 (.748) regular season record and are 13-4 (.765) in the postseason for a combined 90-30 (.750) ledger. Under Owner/Head Coach Darren Arbet the SaberCats own a 63-13 (.829) regular season record and are 13-3 (.813) in postseason games at HP Pavilion. San Jose has held three regular season home win streaks of 10 games or more in recent history and had a 14-game regular season winning streak that stretched from June 16, 2001 to April 11, 2003. Included in that run were four playoff wins that stretched the team's overall win streak to 18 games. From April 19, 2003 to May 30, 2004 the SaberCats strung 10 consecutive regular season wins together and twice the team has gone an entire season without losing a home game. In 2002, when the SaberCats captured their first ArenaBowl title, they were a perfect 7-0 during the regular season and 3-0 in the playoffs, including a resounding 52-14 win before a sellout crowd of 16,942 in ArenaBowl XVI on August 18, 2002.

ALL-TIME HOME ATTENDANCE

TOP ATTENDED GAMES				YEARLY ATTENDANCE FIGURES			
RANK	ATTENDANCE	OPPONENT	DATE	YEAR	GAMES	ATTENDANCE	AVERAGE
1.	16,942	ARIZONA (AB XVI)	8/18/02	1995*	7 GAMES	98,664	14,095
2.	16,221	LAS VEGAS	2/5/05	1996	7 GAMES	106,275	15,182
3.	15,604	COLORADO	2/22/03	1997	7 GAMES	101,595	14,514
	15,604	BUFFALO	7/22/00	1998	7 GAMES	100,811	14,402
5.	15,569	ARIZONA	8/6/95	1999	7 GAMES	98,246	14,035
6.	15,561	ALBANY	5/10/96	2000**	9 GAMES	122,506	13,612
7.	15,470	ORLANDO	5/24/96	2001*	8 GAMES	112,145	14,018
8.	15,407	LOS ANGELES	5/17/03	2002***	10 GAMES	137,934	13,793
9.	15,276	HOUSTON	7/21/01	2003**	10 GAMES	131,592	13,159
10.	15,248	TAMPA BAY	8/2/97	2004**	10 GAMES	128,401	12,840
11.	15,193	GRAND RAPIDS	2/28/04	2005	8 GAMES	109,752	13,719
12.	15,135	MEMPHIS	6/28/96	2006**	10 GAMES	127,867	12,787
13.	15,130	ST. LOUIS	6/14/96	2007**	10 GAMES	131,786	13,178
14.	15,109	ARIZONA	8/2/96	2008**	10 GAMES	130,520	13,052
15.	15,108	MILWAUKEE	7/31/99	2011	4 GAMES	38,052	9,513

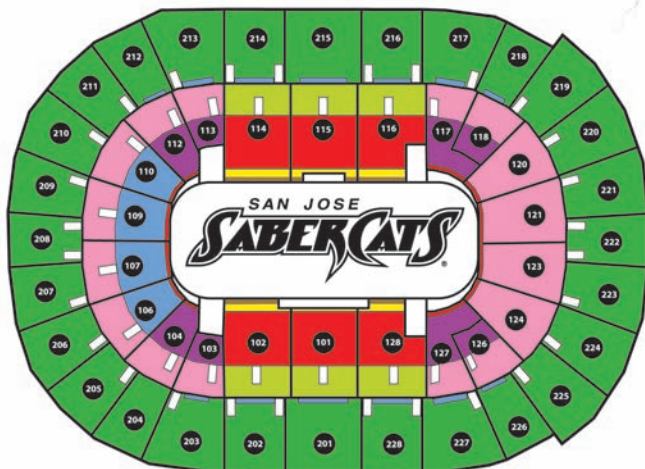
*NUMBER OF PLAYOFF GAMES



'CATS IN THE COMMUNITY

The San Jose SaberCats organization continues to be a major player in the Bay Area community. Whether through donations made through the SaberCats ticket donation program to various non-profit organizations throughout the year or on-site visits made by players from the three-time ArenaBowl champions or SaberKittens, the organization maintains an active relationship with the community in which they serve. Appearance are routinely made during the season for local schools, youth organizations, career days, civic groups, and youth athletic clubs by member of the SaberCats organization and appearances, or if you hvae an event you'd like the SaberCats to participate in oDr have an idea for a community even, please visit the community page at www.thesanjosesabercats.com. SaberKitten appearance request forms are online at the SaberKittens page on the team's official website.




2011 SEASON TICKET PRICES

LOCATION	SEASON	GAME
Row 1 Sideline	\$720	\$81
Row 2-3 Sideline	\$585	\$66
Sideline Club/End Zone Row 1	\$450	\$51
Sideline Non-Club	\$225	\$26
Corner Club	\$198	\$23
End Zone Club	\$180	\$21
End Zone Non-Club	\$135	\$16
Upper Bowl Row 1	\$180	\$21
Upper Bowl	\$144	\$17

2011 GROUP TICKET PRICES

LOCATION	*GROUP
Sideline Club/End Zone Row 1	\$49
Sideline Non-Club	\$24
Corner Club	\$21
End Zone Club	\$19
End Zone Non-Club	\$14
Upper Bowl Row 1	\$19
Upper Bowl	\$15

*Group rates are for 15-35 members.

*Groups of 35 or more receive a discount of \$1 off game ticket price.

*Group of 75 or more receive a discount of \$2 off game ticket price.

*Call to ask about special ticketing pricing for groups of 100 or more.



AT SAN JOSE


SEASON TICKET HOLDER BENEFITS

As a SaberCats season ticket holder you get to experience the exciting indoor action of the three-time champion SaberCats first hand this season. For an affordable price you get the best seats in the house for every home game, receive a 15% discount on SaberCats merchandise, an invitation to the annual Meet the Team party, a unique collector's pin, the opportunity to purchase additional seats for family

or friends with no service charge, a personal account executive to handle all your ticket needs, plus you save an additional \$1 on each single-game ticket. Don't miss out on a chance to experience all the heart-pumping action on the SaberCats. No other Bay Area sport provides this full entertainment package at such an affordable price.

GROUP TICKETS AND PACKAGES

Group tickets are a fun, easy and inexpensive way for your friends, family and co-workers to experience the excitement of SaberCats Arena Football. Home games are perfect for client entertainment, boosting employee morale and productivity, building team chemistry, and birthday celebra-

tions. There are three different discount levels available and each includes a SaberPack for your group. Catch all the San Jose SaberCats action this season and get your group or season tickets today.

INDIVIDUAL GAME TICKETS

Individual game tickets range from \$16 to \$51 and are available by calling your local Ticketmaster outlet, online at tick-

etmaster.com or by visiting the walk-up windows at the HP Pavilion at San Jose ticket office.

SAN JOSE



SABERCATS

WWW.THESANJOSESABERCATS.COM