



Editor and Design: Ryan Hammons
Assistance: Stephen Evans, Bo Kern, and Jake Thompson

2011 SEASON SCHEDULE



DATE	OPPONENT	TIME
Saturday, March 12	Kansas City Command*	12 noon
Saturday, March 19	Tulsa Talons*	12 noon
Saturday, April 2	at Utah Blaze	2:00 PM
Saturday, April 9	at Georgia Force	7:05 PM
Friday, April 15	Milwaukee Iron	7:30 PM
Saturday, April 23	at Tampa Bay Storm	6:30 PM
Saturday, April 30	at Kansas City Command*	7:00 PM
Friday, May 6	Iowa Barnstormers*	7:30 PM
Saturday, May 14	at Spokane Shock	9:00 PM
Sunday, May 22	at Chicago Rush*	3:00 PM
Saturday, May 28	Pittsburgh Power	7:30 PM
Saturday, June 4	San Jose Sabercats	7:30 PM
Saturday, June 18	at Iowa Barnstormers*	7:05 PM
Saturday, June 25	at Tulsa Talons*	7:00 PM
Saturday, July 2	Philadelphia Soul	7:30 PM
Saturday, July 9	at Jacksonville Sharks	6:00 PM
Saturday, July 16	Chicago Rush*	7:30 PM
Saturday, July 23	Arizona Rattlers	7:30 PM

* Central Division games.
 Home games are in **Bold** and are televised on Time Warner Cable Sports (Dallas/Ft. Worth)
 Times and dates subject to change. All game times Central Time.



The Texas Channel is an exclusive service of Time Warner Cable. It is seen state wide on Time Warner Cable Systems. It is Channel 185 in greater Dallas. Channel 24 in El Paso, and Channel 888 in Corpus Christi, Central Texas (Including Austin and Waco) the Rio Grand Valley and Laredo.

TABLE OF CONTENTS



Front Office

Staff Directory	4
Peter C. "Woody" Kern	5
Stephen Evans	6
Bo Kern	7

Extra Points

AFL 2011 Weekly Schedule	123
2011 AFL Playoffs	138
2011 AFL Team Directory	139
Dallas Vigilantes Media Outlets	147
Covering the Vigilantes	149
Vigilantes in the Community	149
2011 Vigilante Radio Broadcast Information	149
Home Arena and Ticket Information	149

Arena Football League At A Glance

The Birth of the AFL	8
Rules of the Game	10
2011 Arena Football League	11
2010 AFL Team Leaders	12
Learning the Lingo	18
AFL Information	18
Commissioner Jerry Kurz Bio	19
AFL Staff Directory	19
AFL Mission Statement	19
Fan Bill of Rights	19
ArenaBowl History	20

History and Records

Team History	151
Team All-Time Reg. Season Records	151
Record Team Game Highs	153
Record Individual Game Highs	154
Vigilante Reg. Season Record Totals	154
All-Time Roster/Award Winners	155

The 2011 Dallas Vigilantes

Team Roster	28
Player Biographies	29
Coach Biographies	49
2011 Dallas Vigilante Dancers	53

2010 Year In Review

AFL Final Standings	59
Arena Bowl XXIII Results	60
Vigilante 2010 Season Review	62
Game Recaps	63
Vigilante Game Highs	116
Vigilante Individual Statistics	117
Final Season Statistics	122

FRONT OFFICE



Staff Directory

Office Phone: 940-686-8326

Ticket Phone: 940-686-3668

Fax: 940-686-8323

Media Contact: Ryan Hammons

Cell: 817-845-7656

E-mail: ryan@dallasvigilantes.com

Administrative Staff

Peter C. "Woody" Kern

Stephen Evans

Clint Dolezel

Lawrence Levine

Jim Tolbert

Zak Martinez

Ronnie Davis

Clint Boeglin

Terry Sanders

Ryan Hammons

Owner/General Manager

Chief Operations Officer

Head Coach

Director of Ticket Sales

Ticket Sales Consultant

Director of New Business Development

Director of Corporate Partnerships and Sales

Director of Sponsorship Sales

Administrative Assistant

Media Relations Manager

Football Operations Staff

Bo Kern

Director of Football Operations

Game Operations Staff

Emily Scoville

Dance Team Coordinator

Medical Staff

Dr. William C. Burns II

Dr. Christopher Lawrence

Dave Mendez

Head Team Physician and Orthopedic Surgeon

Team Physician

Team Trainer

General Information

Team Colors

Alignment

AFL Season

Home Arena

Flagship Radio

Television Coverage

Red, Black, Silver, and White


National Conference, Central Division

2nd

American Airlines Center (21,041)

KFXR 1190 AM Dallas

Time Warner Cable Sports



**Peter C. "Woody" Kern
Owner/General Manager**



The dean of Arena Football owners, Dallas Vigilantes owner and general manager Peter C. "Woody" Kern has proven to be one of the game's most successful owners and greatest ambassadors.

Now in his 16th season of AFL ownership, Kern, affectionately known as "Woody," is in his second season at the helm of the Dallas Vigilantes, a franchise he started in 2010. The Vigilantes mark the second AFL franchise Kern has owned and operated in the state of Texas after guiding the Ft. Worth Cavalry in 1994, his first year in the league.

Kern's greatest AFL success came as owner of the Tampa Bay Storm franchise. His 13 years of stewardship of what became the AFL's flagship franchise led to success that has yet to be duplicated. Under his watch, the Storm won three ArenaBowls (1995, 1996, and 2003) and 138-of-213 games, including the playoffs. From July 1, 1995, to June 29, 1996, his Storm club won an AFL record 17 games in a row.

The franchise hosted ArenaBowl IX on September 1, 1995, exactly one year after he purchased the team, and attracted a league playoff record 25,087 fans to the ThunderDome for the Storm's 48-35 win over in-state rival Orlando. The following season, Kern's club repeated as Arena Football champions with a 42- 38 ArenaBowl X victory over the Kurt Warner-led Iowa Barnstormers. The Storm finished the 1996 season with a then league-record 15 wins.

After suffering their first-ever losing season in 2002, the Storm roared back the following season, giving Kern his third ArenaBowl championship. Tampa Bay reeled off a 12-4 regular season record, putting together an eight game winning streak in the process, before storming through the postseason and ultimately downing the Arizona Rattlers, 43-29, in ArenaBowl XVII. The championship game was played in the St. Pete Times Forum in Tampa before 20,496 fans, the largest crowd to ever watch an Arena Football game in the arena and the second largest crowd to ever attend an ArenaBowl game.

A Canton, OH, native, Kern received a Bachelor of Science degree from Case-Western University in Cleveland, OH, in 1970, as he double majored in Biochemistry and Psychology.

Kern's sporting interests have not been limited to Arena Football. Kern purchased the Ashville (NC) Tourists in 1981 and developed the club into one of the top minor league baseball franchises in the United States prior to selling the club to Palace Sports and Entertainment. In addition to the Tourists, Kern's minor league baseball holdings once included teams in Walla Walla, WA; San Jose, CA; Newark, NJ; and Little Falls, NY.

A resident of Pilot Point, TX, Kern got his nickname from his grandmother during his youth. His friendly manner has made him extremely popular with fans in every market in which he has operated teams, as well as the teams' players and coaches. Kern is President and CEO of PCK Management located in Pilot Point, TX.



Stephen Evans
Chief Operating Officer



Stephen Evans was named the Chief Operating Officer of the Dallas Vigilantes in August 2010 after serving as Vice President of Operations and Communications during the team's inaugural 2010 season. As COO, Evans oversees both the business operations and football operations of the Dallas Vigilantes and is a representative of the Vigilantes on the Arena Football League's Board of Directors.

From 1998-2000, Evans served as Editor and Publisher of Geaux.com, a pioneer of online college sports websites in the United States. Geaux.com was the official website of the LSU Sports Network and was the first website in the United States to produce a live broadcast on the Internet of a college football bowl game, a live women's collegiate athletic event, and a live college football coach's press conference. At Geaux.com, Evans provided daily coverage of LSU athletics, including covering two College World Series, major college football bowl games, NCAA men's and women's basketball tournaments, and numerous other NCAA and SEC tournaments and post-season championship events. Evans also co-hosted LSU football pre-game shows on 1150-AM WJBO and served as a locker room correspondent for the station's post-game shows.

Evans has a strong background in Arena Football. From 2002-05, Evans worked under current Dallas Vigilantes owner and then-Tampa Bay Storm owner Woody Kern as the Storm's Vice President of Communications and Public Relations. Evans also helped establish the AFL's Columbus Destroyers during its inaugural season. Prior to that he served as Director of Communications for Kern's arenafootball2 franchises in Baton Rouge and Lafayette, La.

No stranger to helping build professional sports franchises, Evans has had a hand in the start-up of nine different professional sports organizations, ranging from football to baseball to soccer to lacrosse. He also has a vast media background and has created, written, and produced original television programming, including Emmy-nominated programs *Cullen's Quest* and *Underground Vallie* and a reality-based television series called *Going Pro*, which was ultimately purchased by i.d.e.a.s. at Disney-MGM Studios.

Evans' professional experience also includes serving as a senior member of a non-profit organization in his native Louisiana, where he was a registered lobbyist who sought hurricane recovery funding at both the federal and state levels following hurricanes Katrina, Rita, Gustav, and Ike. In his role, Stephen wrote prospective legislation, academic papers, editorial briefs, and planned and executed statewide and national strategic communications plans aimed at influencing key publics, including federal legislators and their aides, state elected officials, industry leaders, non-profit leaders, and the media.

Evans' media background includes day-to-day coverage of Louisiana State University athletics for various media outlets, including a stint as Sports Director at KLSU-FM

A native of Baton Rouge, La., Evans graduated from Louisiana State University with a degree in Mass Communications.



Bo Kern
Director of Football Operations



Son of Vigilante Owner Woody Kern, Bo Kern will begin his first year as the club's director of football operations after joining the Vigilantes staff in 2010. Kern graduated in 2009 with a Bachelor's of Science in Criminal Justice from Texas Christian University and aspires to pursue a possible career in law in the near future.

Originally from Pilot Point, TX, Kern now resides in nearby Frisco, TX. In his spare time, he enjoys hunting, fishing, and just spending time in the great outdoors.



Ryan Hammons
Media Relations Manager



Ryan Hammons joins the Vigilantes for the 2011 season as a graduate intern from Texas A&M University. Hammons graduated with a Bachelor's of Science in Journalism/Public Relations from Utah State University in 2008, where he played two seasons of ACHA Division II ice hockey.

A Weatherford, TX native, Hammons will take over the club's media relations efforts for the season.

ARENA FOOTBALL LEAGUE AT A GLANCE



Pushing the Envelope: The Birth of the AFL

By BJ Pickard

On the wall of Jerry Kurz' office hangs a thirty-year-old, 9" x 12" manila envelope. To some, an envelope, covered in notes and doodles and displayed in an old, wooden picture frame would seem like an odd memento to serve as the center piece for the office of the Commissioner. But they probably don't know the story behind it. The envelope is the conception of the Arena Football League.

On February 11, 1981, a man by the name of Jim Foster attended the Major Indoor Soccer League (MISL) All-Star game at Madison Square Garden. Foster had never seen indoor soccer before, but the concept of playing the outdoor game indoors seemed novel and exciting.

Though he didn't enter the Garden with aspirations of inventing a new sport, it wasn't long into the contest before Foster –then a Promotion Manager for the National Football League – had a spark of inspiration. He turned to NFL office colleague Mark Fagan and said, "If they can play soccer indoors, they could play football indoors."

To prove his point, Foster picked up his briefcase, pulled out a manila envelope and started scribbling. The finished product would go on to become the blueprint for the game of Arena Football. He started by drawing the outline of a hockey rink – a standard fixture in the everyday arena – and placing a miniature football field over it. He knew his game would have to be smaller in order to fit in an arena. "I estimated about half the size of the outdoor game," Foster said. He settled on a playing surface 50-yards long and 85-feet wide with eight-yard end zones.

But there were other considerations Foster took note of. There wasn't enough room on the field or benches for 11-man lineups or 53-man rosters. He deduced that an eight-man lineup would probably bring the best balance. Foster also liked the idea of a "single platoon," where players would go both ways. "If you were an end, you played offense and defense," Foster said.

Now on a roll, Foster continued his note taking, using the envelope to tackle more question marks.

He knew a smaller field would mean easier field goal attempts and he didn't like that idea. "I remember as a child growing up in Iowa City, where the University of Iowa is, my dad would take me over to watch practice," Foster recalled. "They had this goalpost that coach [Forest] Evashevski, the Head Coach at Iowa at the time, built. It had a high cross bar and narrow posts and he used to have his placekickers practice kicking with it." That would certainly make the kicking game more challenging.

Field goals weren't the only kicking issue, though. With only a 50-yard field, kickoffs would have to be from the goal line. But even then, kickers would have a difficult time keeping the ball in the field of play. Foster scanned his childhood for the answer again.

"My dad gave me a pitch-back net for baseball, but I always had more fun throwing the football at it...with all the different angles and bounce backs because of the shape of the ball," Foster said. Thus, "rebound nets" were born. He envisioned this "Arena Football" game as a niche sport. "It would be an exciting version of the outdoor game, but with its own nuances and highlights," he said.

Enjoying the MISL game was a lost cause by this point. The notes on the envelope became far more important to Foster. “I don’t remember much about the soccer game because we had so much fun drawing it up!” Foster laughed.

He took his manila envelope home with him and slept on the idea. But the more he thought about it, the more he was sold. This could actually work. So he formally drew up some rules and developed a business plan to market the Arena product as a summertime “hybrid” game. “The Arena game would be successful during the NFL offseason,” Foster said.

A friend at an advertising agency in New York looked at his sketch and developed a larger drawing of Foster’s proposed arena football field. Over the next two years, armed with the artist’s rendition of the field and his hand-typed business plan, Foster went out to pitch the idea to every network that would listen. The pitch was simple enough: “It’s intimate, it’s fast-paced, it’s high-scoring and it’s fun.”

NBC was interested...and then came the United States Football League, vying for the same NFL offseason slot as Foster’s proposed league. Arena football would be put on the backburner for the foreseeable future.

But the USFL would only operate from 1983 to 1985 before going bankrupt. Foster, who also served in an executive function for the league, argues trying to be too similar to the NFL was the real downfall of the USFL. “Fans didn’t buy into its legitimacy, despite the product and players...it started to compete with the NFL, but it wasn’t the NFL,” Foster asserted.

By branding itself as an entirely different product, perhaps “Arena Football” would have a different outcome. “We block, we tackle and we throw passes, but you can’t walk in and say it’s like the NFL because it’s not,” Foster said. Foster partnered with William Niro and a friend he had made during his playing days – Jerry Kurz – to form Gridiron Enterprises, Inc., the charter member of the AFL.

On April 26, 1986, a “test” game was played, with the Rockford Metros hosting the Chicago Politicians. The response led to a “showcase” game played on February 26 of the following year. Finally, in June 1987, a four-team Arena Football League was launched. And the rest is history.

“Despite a lot of obstacles and mistakes along the way, the Arena Football League has demonstrated itself to be a great product,” Foster said. “We’ve created thousands of jobs and opportunities for players, coaches and front office people and provided excellent training ground for young people.”

The most obvious illustration of Foster’s point: in 1995, future NFL and Super Bowl MVP Kurt Warner led the expansion Iowa Barnstormers to within eight points of an ArenaBowl IX appearance. “Prior to the AFL,” Foster said, “there were really only two options: the NFL or Canada. We gave these guys a chance.”

And that’s really what the AFL has been about since the beginning. From an impromptu drawing on the back of a manila envelope to an 18-team, 18-game league televised on the NFL Network, the Arena Football League has had quite a ride...and all because someone gave it a chance.

Today, there are three copies of Foster’s manila envelope. One belongs to Kurz, now in his 26th year of work with the Arena Football League. One remains with Foster. And the third copy takes its deserved position on display in Canton, Ohio at the Pro Football Hall of Fame, as a symbol of inspiration and innovation.

It’s been said that the best way to inspire fresh thoughts is to seal the envelope. This envelope inspired not just fresh thinking...but a football revolution. Not such a bad centerpiece for the Commissioner’s office after all.

Rules of the Game

Are

- An indoor padded surface 85 feet wide and 50 yards long with eight-yard end zones.
- Goal posts are nine feet wide with a crossbar height of 15 feet (NFL goal posts are 18-1/2 feet with the crossbar at 10 feet).
- The goal-side rebound nets are 30 feet wide by 32 feet high. The bottoms of the nets are eight feet above the ground.
- Sideline barriers are 48 inches high and made of high-density foam rubber.

Equipment

- The official football is the same size and weight as the National Football League ball. Each ball is manufactured by Spalding, a division of the Russell Corporation.

Players and Formations

- Eight players on the field; 21-man active roster; three-man inactive roster.
- Players may play both offense and defense.
- Substitution: Coaches are permitted to substitute players at will.
- Four (4) offensive players must line up on the line of scrimmage.
- Three (3) defensive players must be down lineman (in a three- or four-point stance). One linebacker may blitz on either side of the center. Alignment is two-or-more yards off the line of scrimmage. No stunting or twisting.
- Offensive motion: One receiver may go in forward motion before the snap.

Timing

- Four 15-minute quarters with a 15-minute halftime.
- The clock stops for out-of-bounds plays, incomplete passes, in the last minute of each half and when the referee deems it necessary for penalties, injuries or timeouts.
- Each team is allowed three (3) timeouts per half.

Movement of the Ball and Scoring

- Four (4) downs are allowed to advance the ball 10 yards for a first down, or to score.
- Six (6) points for a touchdown.
- One (1) point for a conversion by place kick after a touchdown, two (2) points for a conversion by drop kick and two (2) points for a successful run or pass after a touchdown.
- Three (3) points for a field goal by placement or four (4) points for a field goal by drop kick.
- Two (2) points for a safety.

Kicking

- Kickoffs are from the goal line. Kickers may use a one-inch tee.
- Punting is illegal. On fourth down, a team may go for a first down, touchdown or field goal.
- The receiving team may field any kickoff or missed field goal that rebounds off the net.
- Any untouched kickoff, which is out of bounds, will be placed at the 20-yard line or the place where it went out of bounds, whichever is more advantageous to the receiving team.

Passing

- Receivers must have one foot inbounds for a catch. A forward pass that rebounds off the rebound net or sideline barrier is a live ball and is in play until it touches the playing surface.

Overtime Rules

- Overtime periods are 15 minutes for both the regular season and the playoffs.
- Each team gets one possession to score. If, after each team has had one possession, one team is ahead, that team wins. If the teams are tied after each has had a possession, the next team to score wins.

AFL FIELD & RULES

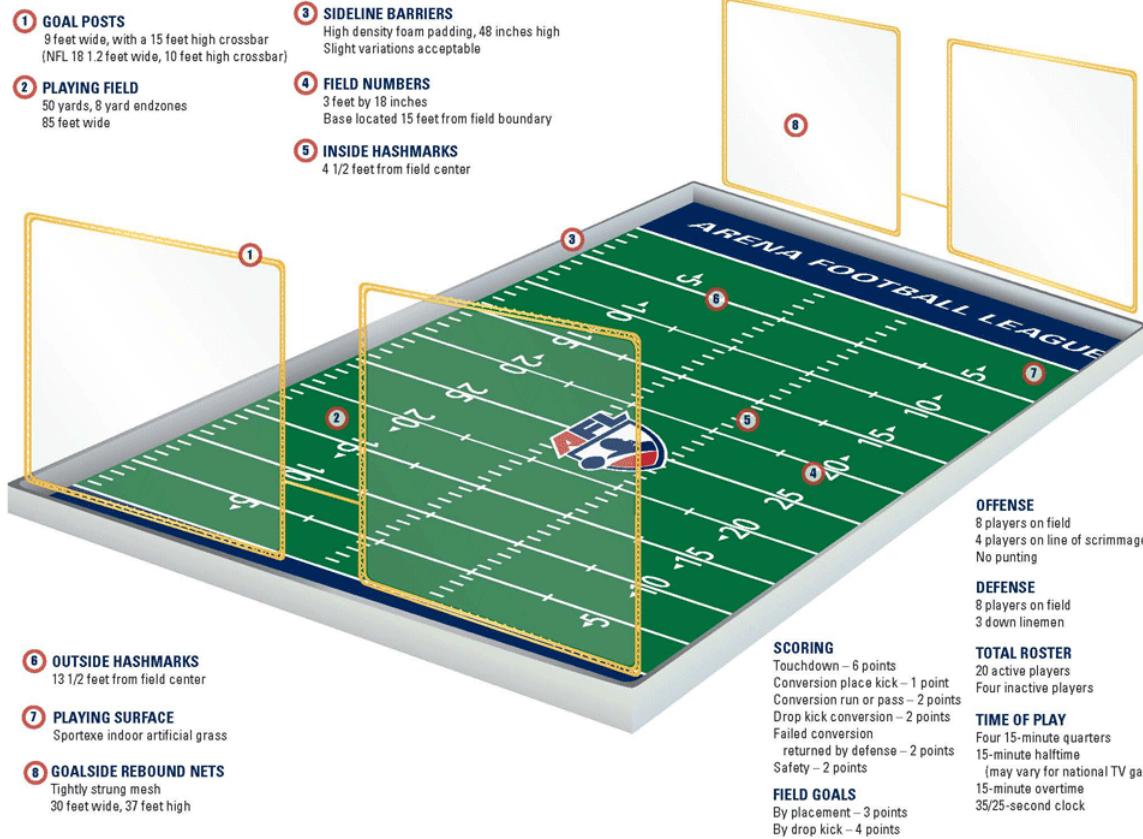


ILLUSTRATION BY MATT LUPTON

2011 Arena Football League





2010 AFL Team Leaders

Scoring Offense

#	Team	G	TD	XP	2XP	DXP	FG	Saf	Pts	Pts/G
1	Milwaukee Iron	16	149	121	2	0	6	5	1047	65.4
2	Tulsa Talons	16	144	104	7	0	3	1	993	62.1
3	Spokane Shock	16	140	121	2	0	5	1	982	61.4
4	Arizona Rattlers	16	137	108	8	0	3	1	957	59.8
5	Cleveland Gladiators	16	133	119	0	0	7	0	938	58.6
6	Tampa Bay Storm	16	131	105	6	1	5	4	928	58.0
7	Chicago Rush	16	125	113	2	0	11	4	908	56.8
8	Jacksonville Sharks	16	126	93	3	1	4	5	879	54.9
9	Orlando Predators	16	120	104	0	0	13	0	863	53.9
10	Oklahoma City Yard Dawgz	16	119	85	6	1	6	1	833	52.1
11	Iowa Barnstormers	16	118	92	3	0	7	1	829	51.8
12	Alabama Vipers	16	117	97	1	1	3	0	812	50.8
13	Dallas Vigilantes	16	111	101	1	1	9	1	800	50.0
14	Bossier-Shreveport Battle Wings	16	116	74	9	1	3	0	799	49.9
15	Utah Blaze	16	106	74	4	0	8	0	742	46.4

Total Offense

#	Team	G	Rush	Pass	Yards	Plays	Yds/P	TD	Yds/G
1	Milwaukee Iron	16	311	5277	5588	710	7.9	137	349.3
2	Cleveland Gladiators	16	128	5134	5262	786	6.7	122	328.9
3	Tampa Bay Storm	16	171	5028	5199	663	7.8	126	324.9
4	Arizona Rattlers	16	215	4964	5179	741	7.0	129	323.7
5	Spokane Shock	16	205	4772	4977	702	7.1	128	311.1
6	Chicago Rush	16	319	4573	4892	674	7.3	116	305.8

7	Tulsa Talons	16	497	4389	4886	701	7.0	136	305.4
8	Bossier-Shreveport Battle Wings	16	474	4350	4824	810	6.0	111	301.5
9	Oklahoma City Yard Dawgz	16	225	4515	4740	771	6.1	106	296.3
10	Orlando Predators	16	505	4165	4670	735	6.4	107	291.9
11	Jacksonville Sharks	16	217	4257	4474	690	6.5	117	279.6
12	Iowa Barnstormers	16	504	3962	4466	686	6.5	108	279.1
13	Alabama Vipers	16	471	3883	4354	696	6.3	103	272.1
14	Dallas Vigilantes	16	258	4061	4319	727	5.9	100	269.9
15	Utah Blaze	16	57	3692	3749	734	5.1	94	234.3

Rushing Offense

#	Team	G	Rushes	Avg	TD	Yds/G	Yards
1	Orlando Predators	16	131	3.9	28	31.6	505
2	Iowa Barnstormers	16	151	3.3	30	31.5	504
3	Tulsa Talons	16	126	3.9	26	31.1	497
4	Bossier-Shreveport Battle Wings	16	123	3.9	19	29.6	474
5	Alabama Vipers	16	130	3.6	35	29.4	471
6	Chicago Rush	16	128	2.5	31	19.9	319
7	Milwaukee Iron	16	113	2.8	27	19.4	311
8	Dallas Vigilantes	16	108	2.4	19	16.1	258
9	Oklahoma City Yard Dawgz	16	111	2.0	21	14.1	225
10	Jacksonville Sharks	16	108	2.0	27	13.6	217
11	Arizona Rattlers	16	92	2.3	20	13.4	215
12	Spokane Shock	16	80	2.6	21	12.8	205
13	Tampa Bay Storm	16	71	2.4	19	10.7	171
14	Cleveland Gladiators	16	75	1.7	19	8.0	128
15	Utah Blaze	16	102	0.6	15	3.6	57

Pass Offense

#	Team	G	Att	Cmp	Int	Pct	TD	Avg	Yds/G	Yds
1	Milwaukee Iron	16	596	399	11	0.669	110	8.9	329.9	5277
2	Cleveland Gladiators	16	705	451	21	0.640	103	7.3	322.9	5134
3	Tampa Bay Storm	16	580	376	16	0.648	107	8.8	318.6	5028
4	Arizona Rattlers	16	639	428	19	0.670	109	7.9	313.7	4964
5	Spokane Shock	16	604	390	13	0.646	107	8.1	304.1	4772
6	Chicago Rush	16	528	357	13	0.676	85	8.9	293.4	4573
7	Oklahoma City Yard Dawgz	16	641	385	18	0.601	85	7.2	288.2	4515
8	Tulsa Talons	16	571	356	17	0.623	110	7.7	276.3	4389
9	Bossier-Shreveport Battle Wings	16	661	384	20	0.581	92	6.8	278.9	4350
10	Jacksonville Sharks	16	573	365	16	0.637	90	7.5	268.6	4257
11	Orlando Predators	16	582	381	18	0.655	79	7.4	268.7	4165
12	Dallas Vigilantes	16	593	365	18	0.616	81	7.1	261.6	4061
13	Iowa Barnstormers	16	513	325	25	0.634	78	7.9	252.4	3962
14	Alabama Vipers	16	538	334	21	0.621	68	7.5	252.8	3883
15	Utah Blaze	16	612	348	24	0.569	79	6.2	237.6	3692

Pass Efficiency

#	Team	G	Att	Cmp	Int	Pct	Yds	TD	Effic
1	Milwaukee Iron	16	596	399	11	0.669	5277	110	126.7
2	Chicago Rush	16	528	357	13	0.676	4573	85	124.8
3	Tampa Bay Storm	16	580	376	16	0.648	5028	107	120.8
4	Spokane Shock	16	604	390	13	0.646	4772	107	120.1
5	Arizona Rattlers	16	639	428	19	0.670	4964	109	117.8
6	Jacksonville Sharks	16	573	365	16	0.637	4257	90	114.4
7	Orlando Predators	16	582	381	18	0.655	4165	79	114.1
8	Tulsa Talons	16	571	356	17	0.623	4389	110	113.5
9	Cleveland Gladiators	16	705	451	21	0.640	5134	103	113.1
10	Oklahoma City Yard Dawgz	16	641	385	18	0.601	4515	85	110.0
11	Dallas Vigilantes	16	593	365	18	0.616	4061	81	109.7

12	Alabama Vipers	16	538	334	21	0.621	3883	68	108.5
13	Iowa Barnstormers	16	513	325	25	0.634	3962	78	107.0
14	Bossier-Shreveport Battle Wings	16	661	384	20	0.581	4350	92	105.6
15	Utah Blaze	16	612	348	24	0.569	3692	79	98.6

First Downs

#	Team	G	Rush	Pass	Pen	Tot	Avg
1	Cleveland Gladiators	16	31	295	50	376	23.5
2	Milwaukee Iron	16	45	268	50	363	22.7
3	Tampa Bay Storm	16	30	276	48	354	22.1
4	Spokane Shock	16	29	265	48	342	21.4
5	Arizona Rattlers	16	33	283	25	341	21.3
6	Tulsa Talons	16	45	248	47	340	21.3
7	Dallas Vigilantes	16	39	230	64	333	20.8
8	Iowa Barnstormers	16	62	211	52	325	20.3
9	Oklahoma City Yard Dawgz	16	36	237	49	322	20.1
10	Chicago Rush	16	46	248	27	321	20.1
11	Alabama Vipers	16	60	222	36	318	19.9
12	Bossier-Shreveport Battle Wings	16	38	239	38	315	19.7
13	Orlando Predators	16	47	233	35	315	19.7
14	Jacksonville Sharks	16	32	226	45	303	18.9
15	Utah Blaze	16	23	210	57	290	18.1

Turnover Margin

#	Team	G	Rush	Pass	Pen	Tot	Avg
1	Cleveland Gladiators	16	31	295	50	376	23.5
2	Milwaukee Iron	16	45	268	50	363	22.7
3	Tampa Bay Storm	16	30	276	48	354	22.1
4	Spokane Shock	16	29	265	48	342	21.4
5	Arizona Rattlers	16	33	283	25	341	21.3
6	Tulsa Talons	16	45	248	47	340	21.3

7	Dallas Vigilantes	16	39	230	64	333	20.8
8	Iowa Barnstormers	16	62	211	52	325	20.3
9	Oklahoma City Yard Dawgz	16	36	237	49	322	20.1
10	Chicago Rush	16	46	248	27	321	20.1
11	Alabama Vipers	16	60	222	36	318	19.9
12	Bossier-Shreveport Battle Wings	16	38	239	38	315	19.7
13	Orlando Predators	16	47	233	35	315	19.7
14	Jacksonville Sharks	16	32	226	45	303	18.9
15	Utah Blaze	16	23	210	57	290	18.1

Sacks Against

#	Team	G	Yards	Sck/Gm	Sacks
1	Milwaukee Iron	16	1.0	0.1	1.0
2	Tulsa Talons	16	36.0	0.4	6.0
3	Cleveland Gladiators	16	56.0	0.5	8.0
4	Arizona Rattlers	16	58.0	0.7	11.0
5	Jacksonville Sharks	16	40.0	0.8	12.0
6	Tampa Bay Storm	16	70.0	0.8	12.0
7	Chicago Rush	16	114.0	1.1	18.0
8	Spokane Shock	16	102.0	1.3	21.0
9	Iowa Barnstormers	16	77.0	1.4	22.0
10	Orlando Predators	16	130.0	1.4	22.5
11	Utah Blaze	16	120.0	1.5	24.0
12	Oklahoma City Yard Dawgz	16	107.0	1.7	27.0
13	Dallas Vigilantes	16	125.0	1.7	27.0
14	Bossier-Shreveport Battle Wings	16	121.7	1.9	31.0
15	Alabama Vipers	16	166.0	2.3	36.0

Penalties

#	Team	G	No	Yds	Yds/G
1	Tampa Bay Storm	16	186	1293	80.8
2	Milwaukee Iron	16	193	1189	74.3
3	Oklahoma City Yard Dawgz	16	168	1053	65.8
4	Orlando Predators	16	164	1052	65.8
5	Jacksonville Sharks	16	149	1031	64.4
6	Dallas Vigilantes	16	150	962	60.1
7	Utah Blaze	16	142	924	57.8
8	Alabama Vipers	16	133	904	56.5
9	Arizona Rattlers	16	141	898	56.1
10	Cleveland Gladiators	16	127	801	50.1
11	Bossier-Shreveport Battle Wings	16	115	785	49.1
12	Spokane Shock	16	128	766	47.9
13	Iowa Barnstormers	16	106	687	42.9
14	Chicago Rush	16	112	642	40.1
15	Tulsa Talons	16	96	586	36.6

4th Down Conversions

#	Team	G	Conv	Att	Pct
1	Tampa Bay Storm	16	13	19	68.40
2	Spokane Shock	16	23	34	67.60
3	Chicago Rush	16	15	23	65.20
4	Arizona Rattlers	16	24	39	61.50
5	Dallas Vigilantes	16	19	32	59.40
6	Cleveland Gladiators	16	19	36	52.80
7	Iowa Barnstormers	16	13	25	52.00
8	Milwaukee Iron	16	14	27	51.90
9	Jacksonville Sharks	16	15	30	50.00
10	Orlando Predators	16	16	32	50.00
11	Utah Blaze	16	24	49	49.00

12	Tulsa Talons	16	14	29	48.30
13	Bossier-Shreveport Battle Wings	16	22	50	44.00
14	Alabama Vipers	16	16	41	39.00
15	Oklahoma City Yard Dawgz	16	11	31	35.50

Learning the Lingo

Ball in the Stands - When a ball is thrown or bounces into the seats surrounding the playing field, the “lucky” fan that catches the ball keeps it.

Ironman or Two-Way Player - Signifies a player who plays both offense and defense.

“Mac” and “Jack” Linebackers - “Mac” may rush the quarterback straight on without stunting, twisting or drop-back coverage. “Jack” must stay within an imaginary box behind the line of scrimmage. Either linebacker may cover the fullback or tight end, but double-teaming is illegal.

Offensive Motion - Unlike stadium-played football, one offensive back may go into forward motion prior to the snap of the ball.

Sideline Barriers - Similar to the sideboards that surround a hockey rink, the sideline barrier encircles the playing surface. The barrier is made of a high-density foam pad, measuring four inches thick.

Stunting or Twisting - When a defensive lineman is rushing the passer, there’s no “stunting” or “twisting.” In other words, linemen are required to power past offensive linemen.

Tight End - One offensive lineman must declare himself a tight end prior to the snap by simply raising his arm and “declaring” himself a tight end. The Mac (rush-eligible) must line-up on the opposite side of the center from the tight end.

AFL Information



Jerry Kurz
AFL Commissioner

After successfully resurrecting the AFL in 2009, Kurz returns for his second season as the League’s Commissioner. Kurz has been involved with Arena Football for 26 years, including five seasons as President of the af2. In efforts to relaunch the AFL in 2009, Kurz developed a unique economic model for the league and led a group of enthusiastic investors in the acquisition of the AFL’s assets in bankruptcy court. Kurz revived the Arena Football League in 2010.

Kurz served as the AFL’s Vice President of International Development from 1987-2008. He is responsible for administering the H3 Visa Program, allowing international players to play for AFL team’s stateside. While serving as the Vice President of International Development, Kurz promoted and conducted 21 international games.

The commissioner is the founding member of Gridiron Enterprises, Inc., a sports consulting firm based out of Chicago, Ill. The organization includes Kurz, Jim Foster, the creator of Arena Football, and attorney William Niro, who was the original founder of the AFL.

Kurz has been a player, a coach, a general manager and an owner during his lifelong involvement with the game of football. He is a member of four football Hall of Fame's and is Membership in the first class of the Arena Football Hall of Fame, as well as has Membership in the af2 Hall of Fame. Kurz resides with his wife, Kathryn, and is the father of Matthew Kurz. His son, Matthew, played collegiate football at Indiana University and was teammates with Joe Kleinsmith, Director of Football Operations (AFL). Matthew now coaches football at Lake Forest College.



AFL Staff Directory

Jerry Kurz, Commissioner
jkurz@arenafootball.com, 918-508-2302

Sarah Gomez, CFO
sgomez@arenafootball.com, 918-508-2303

Joe Kleinsmith, Director of Football Operations
jkleinsmith@arenafootball.com, 918-508-2305

Stuart Layne, CMO/CRO
slayne@arenafootball.com

Christine Cook, Director of Team Services
ccook@arenafootball.com, 918-508-2306

Evan Vladem, Manager of Media Services and Public Relations
evladem@arenafootball.com, 918-508-2309

League Headquarters:

Arena Football League
First Place Tower
15 E 5th, Suite 2221
Tulsa, OK 74103

AFL Mission Statement

“To serve our community with pride and passion as a quality example of individual and team excellence on the field, in the office, at the arena and within the community by consistently exceeding our customers’ expectations by demonstrating the highest character, appreciation and respect for our game, customers, teammates and partners as a cost-effective and visionary organization providing a total entertainment experience.”

Fan's Bill of Rights

In furtherance of our Mission Statement we, the players, coaches, officials, staff and owners of the Arena Football League are thankful to the Fans that we serve, appreciate their support and dedicate ourselves collectively to protecting their rights as the greatest sports and entertainment Fans in the world.

We believe that every Fan is entitled to a wholesome environment for guests and family members, free of violence, profane gestures and language or rude and invasive behavior that could in any way interfere with a first-class entertainment experience.

We believe that every Fan demands that we maintain absolute respect for the game of Arena Football and maintain the integrity of the finest of fair competition at all times.

We believe that every Fan deserves our very best effort on a consistent basis, on every play on the field, every action in the stands, every call to our office, and every involvement in our community.

We believe that every Fan is entitled to a total entertainment experience at an affordable cost for all members of the family from the time they arrive at the arena to the time they depart.

We believe that every Fan should receive the very best in competitive football, entertainment, merchandise, food and beverage for their purchasing power.

We believe that every Fan is entitled to interact with and have access to players and coaches for autographs and conversation in recognition of their support at every game.

We believe that Fans are entitled to fast, accurate, and complete information about our players, coaches, league, games, and performance.

We believe that Fans expect the Arena Football League to be comprised of gentlemen and ladies who are examples and role models for youth, free of physical violence, drugs, alcohol, and gambling abuse.

We believe that Fans expect us to honor our country and to be involved in our communities to make contributions for a better, safer, and more positive place to live.

We believe that Fans should know that we are committed to serve and not to be served, to give and not to just take, and to inspire and encourage people to higher levels of personal and professional achievement, growth, maturity, and respect for each other.

ArenaBowl History

ArenaBowl XXIII

#3 Tampa Bay Storm @ #1 Spokane Shock




57



69

Date: Friday August 20, 2010
Location: Spokane Arena (Spokane, WA)
MVP: Kyle Rowley (SPO)
Attendance: 11,017

TV Network: 
Announcers: Paul Burmeister, Kurt Warner, Anthony Herron, Ari Wolfe

ArenaBowl XXII

#2 San Jose SaberCats @ #1 Philadelphia Soul



56



59

Date: Sunday July 27, 2008
Location: New Orleans Arena (New Orleans, LA)
Off. Player of the Game: Chris Jackson (PHI)
Def. Player of the Game: Mike Brown (PHI)
Ironman: Gabe Nyenhuis (PHI)
Attendance: 17,244

TV Network:  
Announcers: Bob Wischusen, Ray Bentley

ArenaBowl XXI

#6 Columbus Destroyers @ #1 San Jose SaberCats



33



55

Date: Sunday July 29, 2007
 Location: New Orleans Arena (New Orleans, LA)
 Off. Player of the Game: **Mark Grieb** (SJS)
 Def. Player of the Game: **Omarr Smith** (SJS)
 Ironman: **Phil Glover** (SJS)
 Attendance: 17,056

TV Network: **abc HD ESPN360 TSN**
 Announcers: Mike Greenberg, Mike Golic

ArenaBowl XX

#5 Chicago Rush @ #2 Orlando Predators



69



61

Date: Sunday June 11, 2006
 Location: Thomas & Mack Center, UNLV (Las Vegas, NV)
 Off. Player of the Game: **Matt D'Orazio** (CHI)
 Def. Player of the Game: **Dennison Robinson** (CHI)
 Ironman: **Bob McMillen** (CHI)
 Attendance: 13,476

TV Network: **NBC HD TV**
 Announcers: Tom Hammond, Pat Haden, Lewis Johnson, Marty Snider

ArenaBowl XIX

#1 Georgia Force @ #1 Colorado Crush



48



51

Date: Sunday June 12, 2005
 Location: Thomas & Mack Center, UNLV (Las Vegas, NV)
 Off. Player of the Game: **Willis Marshall** (COL)
 Def. Player of the Game: **Ahmad Hawkins** (COL)
 Ironman: **Willis Marshall** (COL)
 Attendance: 10,822

TV Network: **NBC**
 Announcers: Tom Hammond, Pat Haden, Lewis Johnson, Marty Snider

ArenaBowl XVIII

#2 San Jose SaberCats @ #1 Arizona Rattlers




69



62

Date: Sunday June 27, 2004
 Location: US Airways Center (Phoenix, AZ)
 Off. Player of the Game: **Mark Grieb** (SJS)
 Def. Player of the Game: **Ricky Parker** (ARI)
 Ironman: **James Roe** (SJS)
 Attendance: 17,391

TV Network: 
 Announcers: Tom Hammond, Pat Haden, Lewis Johnson, Marty Snider

ArenaBowl XVII

#6 Arizona Rattlers @ #2 Tampa Bay Storm




29



43

Date: Sunday June 22, 2003
 Location: St. Pete Times Forum (Tampa, FL)
 MVP: **Lawrence Samuels** (TAM)
 Ironman: **Lawrence Samuels** (TAM)
 Attendance: 20,496

TV Network: 
 Announcers: Tom Hammond, Pat Haden, Lewis Johnson and Marty Snider

ArenaBowl XVI

#2 Arizona Rattlers @ #1 San Jose SaberCats




14



52

Date: Sunday August 18, 2002
 Location: HP Pavillion (San Jose, CA)
 MVP: **John Dutton** (SJS)
 Ironman: **Omarr Smith** (SJS)
 Attendance: 16,942

TV Network: 
 Announcers: Tim Brant, Ed Cunningham and Lynn Swann

ArenaBowl XV

#2 Nashville Kats @ #1 Grand Rapids Rampage



42



64

Date: Sunday August 19, 2001
Location: Van Andel Arena (Grand Rapids, MI)
MVP: Terrill Shaw (GRA)
Ironman: Demo Odems (GRA)
Attendance: 11,217

TV Network: **Announcers:** Brent Musberger, Gary Danielson, Lynn Swann

ArenaBowl XIV

#6 Nashville Kats @ #2 Orlando Predators



38




41

Date: Sunday August 20, 2000
Location: Amway Arena (Orlando, FL)
MVP: Connell Maynor (ORL)
Ironman: James Baron (Nas)
Attendance: 15,989

TV Network: **Announcers:** Ed Cunningham, Mike Gleason, Merrill Hoge

ArenaBowl XIII

#8 Orlando Predators @ #3 Albany Firebirds



48



59

Date: Saturday August 21, 1999
Location: Times Union Center (Knickerbocker Arena) (Albany, NY)
MVP: Eddie Brown (Alb)
Ironman: Barry Wagner (ORL)
Attendance: 13,652

TV Network: **Announcers:** Mike Gleason, Merril Hoge, Holly Rowe

ArenaBowl XII

#4 Orlando Predators @ #1 Tampa Bay Storm



62



31

Date: Sunday August 23, 1998
 Location: St. Pete Times Forum (Tampa, FL)
 MVP: **Rick Hamilton** (ORL)
 Ironman: **Barry Wagner** (ORL)
 Attendance: 17,222

TV Network: **ABC**
 Announcers: Mike Adamle, Mike Golic, Lewis Johnson

ArenaBowl XI

#2 Iowa Barnstormers @ #1 Arizona Rattlers



33



55

Date: Monday August 25, 1997
 Location: US Airways Center (Phoenix, AZ)
 MVP: **Donnie Davis** (ARI)
 Ironman: **Hunkie Cooper** (ARI)
 Attendance: 17,436

TV Network: **ESPN**
 Announcers: Mike Adamle, Mike Golic, Adrian Karsten

ArenaBowl X

#2 Tampa Bay Storm @ #1 Iowa Barnstormers



42



38

Date: Monday August 26, 1996
 Location: Veterans Memorial Auditorium (Des Moines, IA)
 MVP: **Stevie Thomas** (TAM)
 Ironman: **Leonard Conley** (low1)
 Attendance: 11,411

TV Network: **ESPN**
 Announcers: Todd Christensen, Kirk Herbstreit, Mike Golic

ArenaBowl IX

#6 Orlando Predators @ #1 Tampa Bay Storm



35



48

Date: Friday September 1, 1995
 Location: ThunderDome (St. Petersburg, FL)
 MVP: **George LaFrance** (TAM)
 Ironman: **Barry Wagner** (ORL)
 Attendance: 25,087

TV Network: **ESPN**
 Announcers: Tom Mees, Rick 'Doc' Walker

ArenaBowl VIII

#3 Arizona Rattlers @ #1 Orlando Predators



36



31

Date: Friday September 2, 1994
 Location: Amway Arena (Orlando, FL)
 MVP: **Sherdrick Bonner** (ARI)
 Ironman: **Barry Wagner** (ORL)
 Attendance: 14,368

TV Network: **ESPN**
 Announcers: Craig Bolerjack, Rick 'Doc' Walker

ArenaBowl VII

#3 Tampa Bay Storm @ #1 Detroit Drive



51



31

Date: Saturday August 21, 1993
 Location: Joe Louis Arena (Detroit, MI)
 MVP: **Jay Gruden** (TAM)
 Ironman: **Keith Browner** (TAM)
 Attendance: 12,989

TV Network: **ESPN**
 Announcers: Craig Bolerjack, Rick 'Doc' Walker

ArenaBowl VI

#2 Detroit Drive @ #1 Orlando Predators



56



38

Date: Saturday August 22, 1992
 Location: Amway Arena (Orlando, FL)
 MVP: **George LaFrance** (DDr)
 Ironman: **Flint Fleming** (DDr)
 Attendance: 13,680

TV Network: **ESPN**
 Announcers: Craig Bolerjack, Rick 'Doc' Walker

ArenaBowl V

#2 Tampa Bay Storm @ #1 Detroit Drive



48




42

Date: Saturday August 17, 1991
 Location: Joe Louis Arena (Detroit, MI)
 MVP: **Stevie Thomas** (TAM)
 Ironman: **Darren Willis** (TAM)
 Attendance: 20,357

TV Network: **PRIME**
 Announcers: Bill Land, Tony Hill

ArenaBowl IV

#2 Dallas Texans @ #1 Detroit Drive



27



51

Date: Saturday August 11, 1990
 Location: Joe Louis Arena (Detroit, MI)
 MVP: **Art Schlichter** (DDr)
 Ironman: **Alvin Rettig** (DDr)
 Attendance: 19,902

TV Network: **PRIME**
 Announcers: Dave Enet, Howard Balzer, Jim Grabowski

ArenaBowl III

#2 Pittsburgh Gladiators @ #1 Detroit Drive



26



39

Date: Friday August 18, 1989
 Location: Joe Louis Arena (Detroit, MI)
 MVP: **George LaFrance** (DDr)
 Ironman: **Cornelius Ross** (Pit)
 Attendance: 12,046

TV Network: 
 Announcers: Dave Enet, Howard Balzer

ArenaBowl II

#2 Detroit Drive @ #1 Chicago Bruisers



24



13

Date: Saturday July 30, 1988
 Location: Allstate Arena (Rosemont, IL)
 MVP: **Steve Griffin** (DDr)
 Ironman: **Dwayne Dixon** (DDr)
 Attendance: 15,018

TV Network: 
 Announcers: Roger Twibell, Steve Raible

ArenaBowl I

#2 Denver Dynamite @ #1 Pittsburgh Gladiators



45



16

Date: Saturday August 1, 1987
 Location: Pittsburgh Civic Arena (Pittsburgh, PA)
 MVP: **Gary Mullen** (Den)
 Ironman: **Steve Trimble** (Den)
 Attendance: 13,232

TV Network: 
 Announcers: Lee Corso, Bob Rathbun

THE 2011 DALLAS VIGILANTES



Alphabetical Team Roster

No.	Position	Name	Height	Weight	DOB	College
11	LB/FB	Dusty Bear	6'2	255	10/22/85	Western Kentucky
75	OL	Joe Blanks	6'4	330	10/24/86	Winston Salem State
44	DL	Larry Dibbles	6'2	295	11/23/83	Texas
14	QB	Luke Drone	6'2	220	12/18/84	Illinois State
82	WR/DB	Matt Fields	6'2	220	9/24/85	Hardin Simmons
8	WR	John Ferguson	6'2	210	6/18/86	Abilene Christian
18	LB/WR	Joe Goosby	6'1	230	9/6/86	Tulane
9	K	Remy Hamilton	6'0	220	8/30/74	Michigan
26	DB	Jason Harmon	6'0	200	4/3/82	Michigan State
6	DB	Damarcus James	6'0	200	1/12/84	N/A
60	OL/DL	Christian Johnson	6'4	320	10/17/86	Kentucky
2	WR	Tiger Jones	5'11	195	5/21/82	Louisville
89	DL	Kelvin Kinney	6'7	280	12/31/72	Virginia State
12	DB	Chris LeFlore	5'11	185	8/23/85	Northwest Missouri State
7	DB	Keon Perry	5'9	180	7/25/86	Tarleton State
5	QB	Dan Raudabaugh	6'3	220	3/30/87	Miami Ohio
4	FB/LB	Derrick Ross	6'0	250	12/29/83	Tarleton State
1	WR	DeAndrew Rubin	6'0	200	10/9/78	South Florida
52	OL	Greg Ryan	6'5	320	9/22/85	Western Kentucky
15	WR	RJ Jackson	5'11	205	11/26/86	Louisiana State
49	OL/DL	Luis Vasquez	6'3	260	4/23/86	Arizona State
10	DL	Justin Warren	6'3	255	4/10/85	Texas A&M
78	OL/DL	Tony Washington	6'7	305	2/17/86	Abilene Christian
24	LB/FB	Steve Watson	6'3	250	4/9/82	Missouri State

INJURED RESERVE

3	DB	James McCoy	5'10	185	12/7/81	North Carolina A&T
23	LB/FB	Brendan Pahulu	6'3	250	10/3/85	Houston
89	OL/DL	Brett Rayl	6'7	325	2/11/82	Oklahoma
14	QB	Dustin Almond	6'2	215	2/5/83	Southern Miss

PHYSICALLY UNABLE TO PERFORM

Player Biographies



11 JAMES "DUSTY" BEAR



Position: LB/FB
Height: 6-2
Weight: 255
Experience: 2nd AFL season
College: Western Kentucky
Hometown: Sarasota, FL


Begins his first season with the Vigilantes. Was acquired as a free agent.

2010: Spent season with the Tampa Bay Storm and Alabama Vipers.

Other Professional: Played 16 games for the Florida Firecats of the af2 in 2009. Recorded 26.5 total tackles and four tackles for a loss. Totaled two sacks and forced and recovered a fumble.

College: Played collegiately at Western Kentucky University. Recorded a sack on ex-Florida Gator quarterback Tim Tebow.

Personal: Graduated from Western Kentucky University in 2008 with a degree in Business Management. Enjoys hunting, fishing, and bogging in his spare time. Is set to marry his fiancé, Abbie, in August 2011.



75 JOE BLANKS



Position: OL
Height: 6-4
Weight: 330
Experience: Rookie
College: Winston Salem State
Hometown: Erie, PA

Begins his first season with the Vigilantes. Was acquired as a rookie free agent.

Other Professional: Spent the 2010 season with the Erie Storm.

College: Played collegiately at Winston Salem State. Was named Player of the Week twice and was also named to the All-CIA team.

Personal: Graduated from Cathedral Preparatory School in Erie, PA. Earned All-District honors in football and basketball. Enjoys basketball and weight lifting in his free time. Aspires to get into real estate after football.



44 LARRY DIBBLES




Position: DL
Height: 6-3
Weight: 290
Experience: Rookie
College: Texas
Hometown: Dallas, TX

Begins his first season with the Vigilantes. Was acquired as a rookie free agent.

Other Professional: Played for the Sioux Falls Storm of the Indoor Football League in 2010.

College: Played collegiately at the University of Texas. Won a NCAA National Championship with the University of Texas in 2005. Was a two-time Most Outstanding Defensive Lineman and earned First Team Big 12 honors in 2005 and 2006.

Personal: Graduated from Lancaster High School in Lancaster, TX. Was a First Team USA Today All-American in high school, and also lettered in basketball and track and field. Favorite musician is Sade. Enjoys reading autobiographies in his spare time. Favorite athlete to watch is Ray Lewis.



14 LUKE DRONE



Position: QB
Height: 6-2
Weight: 220
Experience: Rookie
College: Illinois State
Hometown: Mount Carmel, IL


Begins his first season with the Vigilantes. Was acquired via trade from the Chicago Rush.

Other Professional: Signed with the NFL's Buffalo Bills as an undrafted free agent in 2008. After his stint with the Bills, he moved to the af2, starting 15 games for the Peoria Pirates in 2009. Spent the 2010 season with the Indoor Football League's Bloomington Extreme.

College: Played collegiately at Illinois State University. As a senior, Drone completed 192 passes for 2,222 yards and 18 touchdowns. In 2006, was a First-team All-Gateway selection after starting every game at quarterback. He completed 203 passes for 2,961 yards and 19 touchdowns. Was an honorable mention All-Gateway selection in 2005 and started all 11 games at quarterback as a sophomore. He passed for 2,930 yards and 22 touchdown passes. In 2004, he played in seven

games and completed one pass on two attempts for 10 yards. During his time at Illinois State, was also a Walter Peyton Award Candidate and was named ISU Athlete of the Year.

Personal: Graduated from Mount Carmel High School in Mount Carmel, IL. Was a four-year starter in baseball and a three-year starter in football and basketball. As a senior, he threw 30 TDs and passed for over 2,000 yards, while rushing for over 1,000 yards with 15 TDs. Was a First-team All-State selection and was academic All-State as well. He was voted the conference MVP as his team posted a 25-3 record during his junior and senior years, finishing as the state runner-up both seasons. As a junior, he passed for over 1,900 yards and 22 touchdowns. He averaged 17 points per game his senior season in basketball, while hitting .400 at the plate in his final year as a prep. Enjoys being outdoors, playing the guitar, and reading the Bible. Favorite athlete to watch is Drew Brees. Is a substitute teacher outside of football.



82 MATT FIELDS



Position: WR/DB

Height: 6-2

Weight: 220

Experience: 3rd AFL Season

College: Hardin-Simmons

Hometown: Flower Mound, TX

Returns to the Vigilantes for his second season with the club. Is the leading returning receiver and looks to maintain a starting role in 2011 after being a spot start in 2010. Local product who has proven to be one of the most recognizable Vigilantes during his career.

2010: One of the toughest players on the team, Fields used his physical style to make an impact after being signed following an open workout. Finished fourth on the team with 58 receptions for 686 yards and 11 touchdowns. Caught a career-high 12 passes in a game against the Milwaukee Iron and had nine receptions for 123 yards and three touchdowns against Oklahoma City.

2009: Played for the Oklahoma City Yard Dawgz where he caught 35 passes for 431 yards and seven touchdowns. Displayed his versatility on special teams, kicking three PATs and returning two kickoffs for 46 yards.

College: Played collegiately at Hardin-Simmons for head coach Jimmie Keeling where he was a wide receiver and place kicker. Earned 2008 ASC All-Conference honorable mention honors as a kicker.

Personal: Fields played at Marcus High School in Flower Mound, TX.



8 JOHN FERGUSON

Position: WR
Height: 6-2
Weight: 214
Experience: Rookie
College: Abilene Christian
Hometown: Belton, TX

Begins his first season with the Vigilantes. Was acquired as a rookie free agent.

Other Professional: Played under Vigilante head coach Clint Dolezel for the Indoor Football League's San Angelo Stampede Express in 2010. Earned IFL Player of the Week Honors as a member of the Stampede Express.

College: Earned a starting role for Abilene Christian University as a senior in 2008. Finished his sophomore season in 2006 with 10 receptions for 119 yards and one touchdown and recorded 14 receptions for 152 yards and one touchdown as a red-shirt freshman in 2005.

Personal: Graduated from Belton High School (Belton, TX) in 2004. Was a three-time All-District performer at Belton High, as well as a three-year letterwinner in football and a two-year letterwinner in basketball. Also lettered in track and field. As a senior, he earned an honorable mention all-CenTex performer. Helped Belton to a 9-2 record and Class 5A playoff berth, the first time Belton finished with a winning record since jumping to 5A. Played with Vigilante offensive tackle Tony Washington while at Abilene Christian. Also was an offensive teammate of Vigilante quarterback Dustin Almond and fullback Derrick Ross as a member of the San Angelo Stampede Express. Outside of football, enjoys watching cartoons and ESPN.



18 JOE GOOSBY


Position: LB/FB
Height: 6-2
Weight: 235
Experience: Rookie
College: Tulane
Hometown: Jersey Village, TX

Begins his first season with the Vigilantes. Acquired as a rookie free agent.

Other Professional: Played under Vigilante head coach Clint Dolezel for the Indoor Football League's San Angelo Stampede Express in 2010. Was a member of the Bossier-Shreveport Battle Wings in 2009.

College: Played Collegiately at the University of Tulane. Was an All-Conference USA selection.

Personal: Graduated from Jersey Village High School in Jersey Village, TX. Lettered in football, basketball, and track in high school, and was an All-State selection. Was a defensive teammate of Vigilante defensive back Keon Perry as a member of the San Angelo Stampede Express. Favorite athlete to watch is Troy Polamalu. Loves sports trivia and playing basketball in his spare time. Favorite musician is S.U.C., a Houston rap group.



9 REMY HAMILTON

Position: K

Height: 6-0

Weight: 220

Experience: 11th AFL season

College: Michigan

Hometown: Wildwood, NJ

Begins his first season with the Vigilantes. Was acquired as a free agent.

2008: Spent season with the Dallas Desperados.

2002-2007: Played for the Los Angeles Avengers. Led the AFL in scoring among kickers in 2005 and in 2006.

2001: Spent season with the Milwaukee Mustangs.

2000: Spent season with the Carolina Cobras.

1998-1999: Played for the Grand Rapids Rampage.

Other Professional: Beginning in 2004, played in preseason games for the NFL's Chicago Bears. Also had preseason stints with addition to exhibition and training camp experience with the Detroit Lions, Seattle Seahawks, and St. Louis Rams.

College: Played collegiately at the University of Michigan. At Michigan, he set the current Big Ten Conference record for single-season field goals, which is 25. He ranks both first and second in school history in single-season field goals made and holds the school record for consecutive field goals made. He is the only All-American placekicker in Michigan history.

Personal: Graduated from Spanish River Community High School in Boca Raton, FL, where he was a three-sport star in football, soccer, and tennis. In football, he played as a kicker, punter, defensive back, and quarterback, and as a senior, the *Sun-Sentinel* named him the Offensive Player of the Year. In his senior season, Hamilton passed for 1,147 yards and 12 touchdowns, and rushed for 249 yards and six touchdowns.



26 JASON HARMON

Position: DB

Height: 6-0

Weight: 200

Experience: 4th AFL season

College: Michigan State

Hometown: Ironton, OH

Arena Football veteran who returns to the Vigilantes after a career season in which he led the team in tackles in 2010. Proved to be resilient, playing in all 16 regular season games. Will provide veteran leadership and experience to the Vigilantes in 2011.


2010: Played in all 16 games in 2010 for the Vigilantes and led the team in tackles with career-high 105 stops. Also tied his career high with two interceptions and added six passes defended and a fumble recovery. Harmon ranked seventh in the AFL in tackles per game (6.6). Scored a special teams touchdown by recovering a kickoff that bounded off the net.

2008: Made 56 tackles, broke up three passes, and had an interception in his second season with the Colorado Crush. Also added two forced fumbles. Saw additional action on offense and special teams, rushing for six yards and a pair of touchdowns while also returning 35 kickoffs for 619 yards.

2007: During his rookie season with the Colorado Crush Harmon had 42 tackles and six pass breakups. Also picked off two passes. Scored three rushing touchdowns on offense and had 44 kickoff returns for 978 yards and a touchdown.

College: Played at Michigan State for coaches Bobby Williams and John L. Smith. Played in 16 career games, totaling 52 tackles and three interceptions. Recorded a career-high 13 tackles against Minnesota in 2002.

Personal: Earned first-team All-Ohio and All-Southeast District honors as a senior at Ironton High School. Voted Southeast Ohio District Defensive Player of the Year. Is the son of Grace Harmon and Gaston Walker. Has two sisters, Chandra and Tonyia. Harmon's most influential family member is his uncle Bill "Bam" Harmon who passed away and was paralyzed playing football. Also ran track and played basketball in high school. Favorite athlete to watch is LeBron James. Favorite musicians are Lil Wayne and Drake. Outside of football he enjoys recording and performing rap music.



15 RJ JACKSON

Position: WR
Height: 5-11
Weight: 205
Experience: Rookie
College: Louisiana State
Hometown: Houston, TX

College: Played collegiately at LSU. Played in 39 games with one start during his career at LSU. Originally signed as a running back but moved to wide receiver as a redshirt freshman in 2006. Was also named to the SEC All-Academic team in 2006. Caught 12 passes for 140 yards during his career. Also excelled on special teams. Graduated in August of 2009 with a degree in general studies.

Personal: Graduated from Westside High School in Houston, TX. Was a highly-touted running back prospect and arguably the most athletic player in the state of Texas. A consensus Prep All-American in 2004. Saw action at running back, defensive back and return specialist in high school. Produced one of the most prolific careers in Westside High School history and had his jersey retired at the end of his senior season. As a senior, rushed for 774 yards and hauled in 37 passes for 837 yards with a combined 34 total touchdowns. Eclipsed the 1,000-yard rushing mark as a junior, racking up 1,034 yards (9.8 per carry) with 19 touchdowns. Pulled down six interceptions also as a junior. First-team 5A all-state as a senior. Rated as the nation's No. 10 tailback by ESPN in 2004. Played in the U.S. Army All-American Bowl. Enjoys music, sleeping, and playing Playstation 3. Favorite musician is Scarface. Favorite athlete to watch is Kobe Bryant. Aspires to own a restaurant and/or begin a non-profit organization after football.



6 DAMARCUS JAMES

Position: DB
Height: 6-1
Weight: 190
Experience: Rookie
College: N/A
Hometown: Cedartown, GA

Begins his first season with the Vigilantes. Was acquired as a rookie free agent.

Other Professional: Played for the Indoor Football League's Richmond Revolution in 2010, earning First-Team All-IFL Defensive Back honors. Was the top defensive back in the league, intercepting 10 passes and tallying 76 tackles during the season. Returned two of the interceptions for touchdowns and broke up 12 more passes with two forced fumbles. In 2009, James was an IFL MVP candidate and was named Special Teams Player of the Year while playing with the Alaska Wild. Tallied 18 interceptions in 2007 for the Wild, as well as recorded 10 kick returns for touchdowns in 2009.

Personal: Graduated from Cedartown High School in Cedartown, GA. Lettered in football, basketball, and track and field. Enjoys basketball and bowling in his spare time.



60 CHRISTIAN JOHNSON



Position: OL/DL
Height: 6-4
Weight: 320
Experience: Rookie
College: Kentucky
Hometown: Lexington, KY

Begins his first season with the Vigilantes. Was acquired as a rookie free agent.

College: Played collegiately at the University of Kentucky.

Personal: Lettered in football, basketball, and shot put in high school. Enjoys fishing, listening to music, and detailing cars in his spare time.



2 ANTHONY "TIGER" JONES



Position: WR
Height: 5-11
Weight: 195
Experience: 3rd AFL Season
College: Louisville
Hometown: Mobile, AL

Begins his first season with the Vigilantes. Was acquired as a free agent.

2010: Was named second-team All-Arena Football League in 2010 as a member of the Milwaukee Iron. Recorded 125 receptions (5th in the AFL) for 1,810 yards (3rd in the AFL) and 42 touchdowns (5th in the AFL).

2008: Spent his rookie season with the Georgia Force, where he was named to the Arena Football Leagues' All-Rookie team as a wide receiver. Led the Force and all AFL rookies with 30 touchdowns and was third on the team with 1,217 receiving yards, despite not being signed until the fifth week of the season. Was honored as the AFL's Offensive Player of the Week, May 21, after tallying a Force single-game high 224 receiving yards and tying the franchise record with 15 receptions and six touchdowns against New York... later that month the AFL awarded him Rookie of the Month for May.


2007: Spent the season in the Arena Football League 2 with the Louisville Fire. Is fourth on the all-time career-receiving list and sixth on the all-time career-scoring list by catching 142 passes for 1,897 yards and 37 touchdowns. Set the Fire single-season record for most receiving yards. In the final week of the season Jones was awarded the Cutters Catch of the Week

Award, highlighting the player who makes the best catch of the week, after catching the game-winning touchdown pass with 11 seconds to play in the Fire's 44-40 victory over Tennessee Valley.

Other Professional: Was signed as an undrafted free agent by the Washington Redskins in 2005 but was cut out of camp. Tried out with the Canadian Football League's British Columbia Lions in 2006, but was released after the final cuts.

College: Played collegiately at the University of Louisville under then Cardinals head coach Bobby Petrino. After red-shirting his freshman year in 2000, he played in 51 games over three seasons, recording 26 catches for 326 yards and four touchdowns. Played in the 2001 Liberty Bowl and 2002 GMAC Bowl for the Cardinals.

Personal: Was a four-year letter winner in football at St. Paul's High School (Mobile, AL), where he played wide receiver and defensive back. Earned a First-Team All-Southern Region selection on defense and was an Honorable Mention All-State on Offense. Was a two-time Most Valuable Offensive Player for St. Paul's, while also earning All-State honors in track his freshman year. Favorite athlete to watch is Deion Sanders. Favorite musicians are Dru Hill, R. Kelly, and Anita Baker. Enjoys playing the piano, bowling, and playing pool in his spare time.



89 KELVIN KINNEY



Position: DL

Height: 6-7

Weight: 280

Experience: 11th AFL season

College: Virginia State

Hometown: Tampa Bay, FL

Begins his first season with the Vigilantes. Was acquired as a free agent.

2010: Played 10th season in the AFL and fifth with the Storm...Has batted down eight passes, forced three fumbles, blocked four PATs, returning one for two points and has 5.5 sacks...blocked two PATs in one game vs. Bossier 6/25...blocked a kick in three consecutive games ...had first two-sack game of the season against Jacksonville...With sack against Alabama, he set a new single-season high with his 5.5 sacks (career high 5.0 in 2003) and tied his single-season career high 7.5 TFLs (2008).

2008: Appeared in and started 14 games for the Storm, team acquired him after Week One...Played first week of the season with Columbus...Was inactive Week 6 against the Destroyers...Led Storm in sacks and tackles for a loss, was third among DL in tackles...He set a career-high in tackles for a loss and block the first kick of his career at Orlando...He earned Defensive Player of the Game vs. Arizona...**3/1 at Kansas City:** With Columbus Destroyers...**3/7 vs. Georgia:** First game with Storm in 2008, started at DL and recorded first sack of the season for Tampa Bay, competed in his 100th regular season AFL game...**3/16 at New Orleans:** Started on DL, recorded lone tackle for a loss...**3/29 at Philadelphia:** Started on DL, put good pressure on D'Orazio...**4/5 at Columbus:** Inactive... **4/13 vs. Arizona:** Started on DL, recorded a tackle for a loss in the redzone... **4/18 vs. New York:** Started on DL, played some NG, did not record any stats... **4/26 at Orlando:** Started DE, one fumble recovery for one yard and one block, allowed six, defensively recorded six pressures...**5/5 vs. Chicago:** Started DE, put decent pressure on Chi QB Michna, recorded four pressures...**5/9 vs. New Orleans:** Had 2.5 tackles...Defensively had three pressures...**5/16 at Grand Rapids:** One sack for eight yds...One tackle in the game...**5/23 vs. Cleveland:** One solo tackle and one tackle for a loss of one yard...Recorded two pressures...**5/31 at Georgia:** Started at DE, had 1.5 tackles, one PBU and six pressures...**6/7 vs. Orlando:** Started at DE...**6/14 at San Jose:** Started at DE, two sacks, one at the end of the 2nd Q and one at the end of the 3rd Q...**6/21 vs. Los Angeles:** Started at DE, recorded one sack to finish the season as the team leader in sacks.

2007: Started all 16 games for the Destroyers...Finished third on the team in pass deflections with 10 and second on the team in tackles for loss with 5.5... Made 15.5 (15UT-5AT) tackles on the season...Finished second on the team with three sacks...Recorded the team's only safety in 2007...**3/1 at Nashville:** Tallied two pass deflections...**3/9 at New Orleans:** Made 1.5 tackles (1UT-1AT) and registered a sack...**3/24 vs. Chicago:** Made 1.5 tackles and deflected one pass...**3/30 vs. Georgia:** Tallied one pass deflection...**4/5 at Dallas:** Made two tackles for a loss of yardage...**4/14 vs. Austin:** Deflected one pass... **4/23 vs. Philadelphia:** Made 3.5 tackles (3UT-1AT)...Corralled one sack and made 1.5 tackles for a loss of yardage...**4/29 at Tampa Bay:** Made two solo tackles and added one pass deflection... **5/4 vs. New York:** Tallied 1.5 tackles (1UT-1AT) and added half tackle for a loss of yardage...**5/11 vs. Grand Rapids:** Tallied half a tackle and one pass deflection...**5/18 at Colorado:** Deflected one pass, the 20th pass deflected of his career...**5/26 vs. Dallas:** Made 2.5 tackles (2UT-1AT)... Surpassed the 100 tackle mark for his career...**6/2 at Georgia:** Played and did not record any stats...**6/8 vs. Kansas City:** Blocked an extra point attempt...**6/16 at Philadelphia:** Tallied half a tackle... **6/23 at New York:** Made three solo tackles... Added a sack which resulted in a safety... Made one pass break up...**PLAYOFFS: 6/30 at Tampa Bay:** Played and did not record any stats...**7/7 at Dallas:** Played and did not record any stats...**7/14 at Georgia:** Tallied one pass deflection...Blocked a field goal attempt...**7/29 at San Jose:** Had one tackle in his second AFL title game appearance.

2006: Finished the second on the Destroyers in sacks with 3.5...Started in all 16 games...Tallied 10.5 tackles (6UT-9AT), 4.5 tackles for loss, two forced fumbles and one fumble recovery.

2005: Played in 15 games with the Tampa Bay Storm... Finished ninth on the team with 12.5 tackles (9UT-7AT).

2004: Played in 11 games with the Storm... Made 11.5 tackles (11UT-1AT)... Intercepted the first pass of his AFL career Apr. 25 at Columbus (Ryan Vena) and returned it for a touchdown.

2003: Played 14 games for ArenaBowl XVII champion Storm...Finished sixth on the team with 20.0 tackles (18UT-4AT)...Corralled a career-high five sacks.

2002: Played 13 games for the Detroit Fury...Made 18.5 tackles (13UT-11AT), 5.5 tackles (4UT-3AT) for loss and three sacks.

2001: Played 11 games for the Fury...Totaled 12.0 tackles (11UT-2AT) and four sacks.

2000: In his rookie season, he played in four games with the San Jose SaberCats... Made 5.0 tackles (2UT-6AT)

Other Professional: Washington Redskins' sixth-round pick, 174th overall, in the 1996 NFL Draft was with the Redskins from 1996-99, played in 18 games and recorded 31.5 tackles and one sack, broke foot his rookie season...Played with the SaberCats and then joined the Oakland Raiders in 2000, suffered an injury with the Raiders and was released...in 2001 he played 38 football games; 10 with the Las Vegas Outlaws (XFL), 12 with the Detroit Fury (AFL) and 16 with the Toronto Argonauts (CFL)...In 2001 with the Outlaws he earned XFL Lineman of the Year...Over three year span (2001-03) he played in 90 games, in seven football seasons in three leagues and won two championships in 2003 (ArenaBowl XVIII with the Tampa Bay Storm and the Grey Cup with the Edmonton Eskimos)...He continued to play in the CFL until the 2006 AFL season.

College: Attended Virginia State University from 1993-95...Among the best pass rushers in the Central Intercollegiate Athletic Association (CIAA) his sophomore and junior seasons...Tallied a career-best 13 sacks as a junior...Led the team with 22 tackles for loss and was an All-CIAA selection that season...In 1994, he recorded 37 tackles and two forced fumbles...His freshman season he tallied seven sacks.

Personal: Spends his off-season between Canal Winchester, Ohio and the Tampa Bay area...Has one daughter, Kierra Lashay.



12 CHRIS LEFLORE



Position: DB
Height: 5-11
Weight: 195
Experience: Rookie
College: Northwest Missouri State
Hometown: Omaha, NE

Begins his first season with the Vigilantes. Was acquired as a rookie free agent.

Other Professional: Played for the Indoor Football League's Sioux City Bandits in 2010.

College: Played collegiately at Northwest Missouri State University. Was an All-Mid American Intercollegiate Athletics Association Honorable Mention.

Personal: Graduated from Omaha Central High School in Omaha, NE. Was a letterwinner in football, basketball, and track and field in high school. Earned All-District honors in football and track and field while at Omaha Central. Favorite athlete to watch is Asante Samuel. Favorite musician is Lil Wayne. Enjoys watching movies, working out, and watching SportsCenter in his free time.



3 JAMES MCCOY



Position: DB
Height: 5-11
Weight: 180
Experience: 2nd AFL season
College: North Carolina A&T
Hometown: South Mills, NC

Begins his first season with the Vigilantes. Was acquired as a free agent.

2010: Spent season with the Tampa Bay Storm

Other Professional: Recorded 31 tackles and a tackle for a loss in the 2009 season with the Florida Firecats of the af2. Led the team in interceptions with four. Played in four games with the Milwaukee Iron in 2009 before being traded to the Firecats. Recorded 15 tackles with the Iron. McCoy played in 12 games for the Firecats in 2008. Finished third on the team with 52 tackles and three interceptions. Entered training camp with the Firecats in 2007, but was traded to the Lubbock Renegades. Finished the season with 44.5 tackles, ranking third on the Renegades. Recorded a team high three interceptions. Played the

2006 season with the South Georgia Wildcats. Recorded 96.5 tackles and led the team with four fumble recoveries and two interceptions.

College: Played collegiately at North Carolina A&T. Made the Mid-Eastern Athletic Conference Defensive Second Team in 2004 as a senior. Led an Aggies secondary that was ranked fourth in the nation in pass defense in 2003. Intercepted three passes in 2003, returning two of them for touchdowns. Finished his career with nine interceptions and has returned more than half (five) for touchdowns.

Personal: Favorite athlete to watch is Kobe Bryant. Favorite musician is 50 Cent. Enjoys weightlifting , reading, and playing video games in his spare time. Aspires to be a football coach in the future.



23 BRENDON PAHULU

Position: LB/FB

Height: 6-3

Weight: 250

Experience: 2nd AFL season

College: Houston

Hometown: Euless, TX

Returns to the Vigilantes for his second season with the team. Possesses great speed and excellent coverage skills. Enters the 2011 season competing for the starting jack linebacker role.

2010: One of the vocal leaders of the Dallas defense, Pahulu put in a very solid 2010 campaign for the Vigilantes and finished with the third most tackles (45) on the team behind Jason Harmon and Chris Brown. He had a season-high seven tackles in a game at Jacksonville.

College: Played collegiately at the University of Houston as a freshmen all-conference selection while playing for Art Briles at the University of Houston and was named to the first-team all-conference USA at linebacker.

Personal: Graduated from Euless Trinity High School in Euless, TX. Played high school football, basketball and ran track. While playing for head coach Steve Lineweaver, he was a first-team all-district, first-team all-state, Iron Man Award winner and MVP of the North vs. South All-Star Game. Is the son of Sosefo and Fania Pahulu. Has six siblings, Lavelua (36), Kasilita (33), Malia (31), Maria (30), Siua (29) and Pauline (28). His most influential family members are his parents because they support him in everything he does. He credits Coach Gee and Coach Rizzo for making him a better person on and off the field. His favorite player to watch was Michael Jordan. Away from football he works in real estate.



7 KEON PERRY




Position: DB
Height: 5-9
Weight: 180
Experience: Rookie
College: Buffalo, Tarleton State
Hometown: Brunswick, GA

Begins his first season with the Vigilantes. Acquired as a rookie free agent.

Other Professional: Played under Vigilante head coach Clint Dolezel for the Indoor Football League's San Angelo Stampede Express in 2010.

College: Played collegiately at the University of Buffalo. Transferred to Tarleton State University.

Personal: Favorite athletes to watch are LeBron James and Michael Jordan. Enjoys playing video games in his free time. Was a defensive teammate of Vigilante jack linebacker Joe Goosby as a member of the San Angelo Stampede Express.



5 DAN RAUDABAUGH



Position: QB
Height: 6-3
Weight: 220
Experience: 2nd AFL season
College: Miami (OH)
Hometown: Coppell, TX

Raudabaugh ended the 2010 season as the Vigilantes' starter at quarterback and enters 2011 trying to reclaim that position. Joined the Vigilantes late in the 2010 season but took to the indoor game quickly, helping lead the Vigilantes to a victory in their season finale against Bossier-Shreveport. Displayed a strong arm and an ability to make plays, which should lend itself well to his future development in the AFL.

2010: Signed with the Vigilantes late in the 2010 season and saw action in its final two games. Engineered a 62-56 Dallas victory in the season finale against Bossier-Shreveport by turning in a 22-of-29 performance for 311 yards. He also tied a Vigilantes team high with eight touchdown passes in the game. For the season Raudabaugh completed 31-of-46 passes (67.4%) for 442 yards and 10 touchdowns. He threw one interception and had a passer rating of 128.8.

College: Raudabaugh played at Miami from 2005-09 and finished his collegiate career with 5,352 passing yards, which ranked fifth all-time at Miami. His 511 career completions were third all-time at Miami, while his 916 career pass attempts were

also third on the school's all-time list. Raudabaugh started games at quarterback during each of his four letter-winning seasons, including earning the starting nod as a redshirt freshman.

Personal: Local player who prepped at Coppell High School. Completed 95-of-187 passes for 1,282 yards and eight touchdowns during his senior season at Coppell. Two-year letterwinner who served as team captain his senior year. Earned second-team all-district honors as a senior in 2004. Played in the Dallas-Fort Worth Coca Cola All-Star Game. Also a second-team all-district selection as a pitcher on the Coppell baseball team. Coached by Mike Fuller in high school. Born March 30, 1987. Son of Gregg and Bonnie Raudabaugh. Majored in history at Miami.



89 BRETT RAYL

Position: OL
Height: 6-7
Weight: 335
Experience: 4th AFL season
College: Oklahoma
Hometown: Lewisville, TX

Begins his first season with the Vigilantes. Was acquired as a free agent.

2010: Spent season with the Tulsa Talons.

2008: Played eight games at center before a knee injury cut short his rookie af2 season.

2007: Spent season with the Dallas Desperados. Played in eight games.

College: Played collegiately at the University of Oklahoma.

Personal: Was a teammate of Vigilante defensive back Terrell Mingo as a member of the Tulsa Talons.



4 DERRICK ROSS


Position: FB/LB
Height: 6-0
Weight: 250
Experience: Rookie
College: Tarleton State
Hometown: Huntsville, TX

Begins his first season with the Vigilantes. Was acquired as a rookie free agent.

Other Professional: Started nine games at fullback for the Kansas City Chiefs of the National Football League. Had three carries for eight yards, averaging 2.7 yards per carry. Was a member of the National Football League Europe's Cologne Centurions in 2007, playing 10 games for the club. Also played under Vigilante head coach Clint Dolezel for the Indoor Football League's San Angelo Stampede Express in 2010, where he earned Rookie of the Year honors.

College: Played in 18 games for Tarleton State University from 2004-05. Holds several rushing records at Tarleton state and was voted an All-American in both seasons played. Transferred in 2004 from Blinn College in Brenham, TX. Also holds several rushing records at Blinn College. Was a three-time All-American.

Personal: Graduated from Huntsville High School in Huntsville, TX, where he earned All-District honors. Was an offensive teammate of Vigilante quarterback Dustin Almond and wide receiver John Ferguson as a member of the San Angelo Stampede Express. Favorite athlete to watch is Vigilante head coach Clint Dolezel. Favorite music group is Maroon 5. Enjoys eating Funyuns and playing video games.



1 DEANDREW RUBIN

Position: WR
Height: 5-11
Weight: 175
Experience: 5th AFL season
College: South Florida
Hometown: St. Petersburg, FL

Begins his first season with the Vigilantes. Was acquired as a free agent.

2010: Spent season with the Tampa Bay Storm. Led team with a 15.9 yards per catch average also good for second in the AFL, third receiver this season to go over 1,000 yards on the season. Set franchise record for receptions (17) and receiving yards (245) in a game in final game of the regular season. Finished third on the team in receptions, yards and touchdowns.

2008: Played for the Orlando Predators racking up 10 receptions for 127 yards and two touchdowns. Averaged 12.7 yards per catch. Also posted two tackles with the Predators. Waived from the Predators on July 28, 2008 and signed to the New Orleans VooDoo. Recorded 22 receptions for 268 and six touchdowns with the VooDoo in 2008. Also recorded six tackles.


2007: Recorded 25 receptions for 318 yards and seven touchdowns in 2007 with the Predators. Also compiled 282 yards on 15 kickoff returns. Suffered a broken arm on March 26, 2007 and was placed on Injured Reserve for the remainder of the season.

2006: Recorded a career high of 46 receptions for 588 yards and 10 touchdowns in 2006 with the Orlando Predators in his rookie season. Also posted five runs for 34 yards and two scores. Active in all phases of ArenaBowl XX game, recording 5.5 tackles on defense with a fumble recovery and a TFL. Also caught one pass for 30 yards and a touchdown on offense and led the Predators with 90 yards on five kickoff returns.

Other Professional: Began professional career with Green Bay Packers as a seventh round draft pick (253rd overall) in 2003, where he was waived in pre-season. Signed and attended training camp with Indianapolis Colts in 2004. Waived in training camp and inked to Tampa Bay Buccaneers practice squad. Went to camp with the Buccaneers in 2005.

College: Lettered four years at South Florida (1999-2002), playing in 42 career games and made 18 starts as wide receiver and special teams player. Finished career at South Florida with 1,306 career receiving yards and four touchdowns. Posted almost 4,000 career all-purpose yards, returning a school record 60 kick-offs for 1,534 yards and one touchdown. Added 1,049 yards on 64 career punt returns and four touchdowns.

Personal: Attended Dixie Hollins High School in St. Petersburg, FL. Worked at Shriner's Hospital while in college.



52 GREG RYAN

Position: C/OL

Height: 6-5

Weight: 320

Experience: 2nd AFL season

College: Western Kentucky

Hometown: Murray, KY

Begins his first season with the Vigilantes. Was acquired as a free agent.

2010: Spent season with the Alabama Vipers.

Other Professional: Was placed on the National Football League's Baltimore Ravens' Injured Reserve for the 2009 season.

College: Played collegiately at Western Kentucky University. In 2006, earned second-team all-Northwest Region and honorable mention All-America recognition from Hansen's Football Gazette. Was twice selected the Offensive Lineman of the Week by the Football Gazette following games against rival Eastern Kentucky and Southern Illinois his junior season. Graded out at 91 percent overall on the season while posting 109 pancake blocks. Earned All-Conference honors, was an All-American, and was voted team MVP.

Personal: Graduated in 2004 from Calloway County High School in Murray, KY, where he earned All-State honors in football. Was a four-year letterwinner in football and baseball. Played with Vigilante linebacker Dusty Bear in college. Favorite athlete to watch is Peyton Manning. Enjoys hunting, grilling, and boating. Owns his own BBQ sauce company, Uncle Mike's BBQ.



49 LUIS VAZQUEZ

Position: DL/OL
Height: 6-3
Weight: 260
Experience: Rookie
College: Arizona State
Hometown: Gales Ferry, CT

Begins his first season with the Vigilantes. Was acquired as a rookie free agent.

Other Professional: Led the IFL's Arkansas Diamonds defense in 2010 and was named second-team All-IFL. Finished the season with 47 tackles, including 7.5 sacks. Vasquez also added a forced fumble, a pass breakup and a fumble recovery that he returned for a touchdown.

College: Played collegiately at Arizona State University. Started all 12 games in 2008 and was second on the team with 10.5 tackles for loss (minus 58 yards) and 4.0 sacks (minus 41 yards). Collected 35 tackles (23 solo), two pass break-ups and two forced fumbles on the season. Earned honorable mention All-Pac-10 honors for the second consecutive year. Started all 13 games in 2007 and finished second on the team with 4.5 sacks (minus 47 yards) and 11.5 tackles for loss (minus 67 yards) in 2007. Also recorded 43 tackles (24 solo), one pass break-up and one fumble recovery on the season. Also earned honorable mention All-Pac-10 honors.

Personal: Graduated in 2004 from Ledyard High School (Conn.). Considered the top high school defensive player in the state as a senior. At Ledyard, Vasquez was the Eastern Connecticut Conference Most Valuable Player in 2003 and 2002, earned All-State honors in 2003 and 2002 and was a three-time All-Conference Honoree (2001-03). Recorded 136 total tackles with four interceptions, two forced fumbles and two fumble recoveries as a senior. Graduated in 2006 from Arizona Western College in Yuma, AZ. Was one of the most dominant defenders at the NJCAA level during his tenure there. Originally signed with Purdue after his high school career in Gales Ferry, CT. Redshirted for the Boilermakers in 2004, the same season in which ASU defeated Purdue in the Vitalis Sun Bowl.



10 JUSTIN WARREN

Position: DL
Height: 6-3
Weight: 255
Experience: 4th AFL season
College: Texas A&M
Hometown: Tyler, TX

Warren returns to the Vigilantes after proving to be one of the team's most dominant players in 2010. A strong pass rusher, he provides the Vigilantes with versatility, as he can play either defensive end or linebacker.

2010: Despite playing in just 11 games, Warren led the Vigilantes with 8.0 sacks, which was good for fifth-best in the AFL. Warren recorded six sacks in the final eight games of the 2010 season, including two in the season finale against Bossier-Shreveport. Warren finished with 31 tackles and a team-high 8.5 tackles for loss in addition to recording a pass breakup, a forced fumble, and a fumble recovery.

2009: Was a member of the arenafootball2 champion Spokane Shock, where he turned in a career season. In 16 games played Warren notched 45.0 tackles, 12.5 tackles for loss, and 9.0 sacks to go along with three fumble recoveries, two pass break-ups, and a forced fumble. Warren also blocked two kicks during the season.

2008: Played in his rookie season with the Spokane Shock, playing in 15 games and recording 43.5 tackles. He also notched 6.5 sacks with three pass break-ups and two fumble recoveries.

Other Professional Experience: Spent a brief stint with the New England Patriots who signed him during the 2007 off-season as an undrafted rookie free agent.

College: Was a two-time first-team All-Big 12 pick at linebacker for the Texas A&M Aggies. He was voted a 2006 Permanent Team Captain during his senior season. Led the Aggies in tackles during both his junior and senior seasons (2005-06). As a junior he led the Big 12 Conference in tackles with 9.5 stops per game and posted a career-high 95 tackles in 10 games. As a freshman in 2003 Warren became the first true freshman linebacker to start a season-opener in school history.

Personal: Justin Keith Warren was born on April 10, 1985, to Herman and LaDonna Warren of Tyler, Texas. He was a Parade All-American and a USA Today second-team All-American selection after earning Class 5A Defensive Player of the Year honors from the Texas Sports Writers Association. Named Co-Defensive Player of the Year in his district and named the All-East Texas Defensive Player of the Year by the Tyler Courier-Times-Telegraph. Was an agricultural leadership and development major at Texas A&M. Favorite football player is Ray Lewis and favorite musician is Z-Ro. Outside of football he works security for the Galleria Towers. Warren's life aspiration is to be a teacher and a coach. Warren has one son, Justin Jr.



78 TONY WASHINGTON

Position: OL/DL

Height: 6-6

Weight: 305

Experience: 2nd AFL season

College: Abilene Christian

Hometown: New Orleans, LA

Begins his first full season with the Vigilantes after joining the squad mid-way through the 2010 season. Physically gifted athlete who drew the attention of NFL, CFL, and UFL scouts with his play in 2010. Should be an anchor on the Vigilantes offensive line in 2011.

2010: Joined the Vigilantes midway through the season and saw his first action on the defensive line because there were no open positions on the offensive line. After tackle Ty Nsekhe injured his shoulder, Washington transitioned to the offensive line and became one of the better offensive linemen in the Arena Football League. Started every game the remainder of the season.

College: Washington earned all-conference honors at Trinity Valley Community College (which has produced Hall of Fame defensive tackle John Randle and Pro Bowl cornerback Al Harris, among others) in 2007 before transferring to Abilene Christian University, where he blocked for current Cincinnati Bengals running back Bernard Scott in 2008. After both his junior and senior campaigns, Washington earned All-Lone Star South honors and received the division's Offensive Lineman of the Year award. Washington was named to multiple All-American squads in 2008 and 2009, including the prestigious AP Little All-American team as a senior season. Washington was heralded as one of the top offensive linemen in the 2009 NFL Draft, with some analysts listing him as high as the sixth-best offensive tackle and giving him a second round draft grade.

Personal: Washington only played one year of high school football, earning all-league honors. He is a 2005 graduate of Alcee Fortier High School in New Orleans, La. Currently resides in Bedford, TX.



24 STEVE WATSON

Position: LB/FB

Height: 6-3

Weight: 250

Experience: 4th AFL season

College: Missouri State

Hometown: St. Louis, MO

A Highly touted free agent prospect, Watson begins his first season with the Vigilantes.

2010: Spent the season with the Tulsa Talons. Was selected First Team All-Arena

2008: In his second season with the San Jose Sabercats, Watson was among league leaders in sacks with nine, earning First Team All-Arena honors and an appearance in ArenaBowl XXIII.

2007: Was a member of the San Jose Sabercats helping to lead the Sabercats to ArenaBowl XXII Championship. Was selected to the AFL All-Rookie Team.

Other Professional: Played for the af2's Arkansas Twisters in 2006 and 2005. Earned First Team All-Arena honors in 2006 after leading af2 with sixteen sacks.

College: Played collegiately for Missouri State University. Earned All-Conference honors twice while at Missouri St.

Personal: Graduated from Francis Howell High School in St. Charles, MO, where he lettered in football, wrestling, and track and field. Was selected All-State in football and wrestling while in high school. Favorite musicians are Trey Songz and Usher. Favorite athlete to watch is Michael Vick. Enjoys fishing and camping. Aspires to be a general manager of a sports franchise after football.

Coach Biographies



CLINT DOLEZEL
Head Coach

Arena Football legend Clint Dolezel enters his first season as head coach of the Dallas Vigilantes in 2011 after putting together one of the most impressive playing careers in the history of the Arena Football League.

A 13-year AFL veteran, Dolezel retired from the AFL as the league's all-time passing yards and passing touchdowns leader and currently ranks second all-time in career passing yards, passing touchdowns, pass attempts and pass completions.

No stranger to Dallas, Dolezel finished his career as the quarterback of the Dallas Desperados. Dolezel played three seasons with the Desperados and was the first quarterback in AFL history to throw 900 career touchdowns and lead his team to a 15-win season, which he accomplished in 2007 with Dallas. In 13 seasons, Dolezel completed 3,749-of-5,698 career passes for 44,564 yards, 931 touchdowns and a quarterback rating of 117.75.

Dolezel retired following the 2008 AFL season, when the league and the Dallas Desperados suspended play indefinitely. He then went the coaching route by taking his first career head coaching position with the Indoor Football League's San Angelo Stampede Express. Dolezel would lead the Stampede Express to the quarterfinals of the IFL playoffs, finishing with an 11-4 overall record.

Dolezel is no stranger to calling his own plays and coordinating the offense. He did that as a player for much of his career and served as the offensive coordinator of the arenafootball2's Florida Firecats in 2009.

Dolezel began his career with the AFL's Milwaukee Mustangs. He then played for the Texas Terror/Houston Thunderbears, the Grand Rapids Rampage, and the Las Vegas Gladiators before settling down in Dallas to play for the Desperados. On

March 12, 2006, Dolezel threw his 700th career touchdown, becoming just the third Quarterback in AFL history to do so. The Desperados won that game versus the Tampa Bay Storm, 64-35.

In 2001 Dolezel led the Grand Rapids Rampage to the ArenaBowl Championship, defeating the Nashville Kats 64-42.

Dolezel started his college football career at Cisco Junior College and was a letterman in football. He was a second team All-Conference selection as a sophomore before transferring to East Texas State University where he was a letterman in both football and golf.

Dolezel is married to his wife Chris and has two children, his son Trevor and his daughter Molly. In his spare time Dolezel likes to spend time with his family and is an avid hunter, fisherman, and golfer.



JEREMY CALAHAN
Assistant Head Coach, Offensive/Defensive Line Coach

Jeremy Calahan enters his first season with the Dallas Vigilantes and will serve as the team's line coach. No stranger to Arena Football, Calahan played two seasons for the Dallas Desperados from 2007-08 where he was known as an imposing force on both sides of the ball.

A defensive lineman by trade, Calahan spent the 2005 and 2006 seasons with the NFL's St. Louis Rams after signing with the club as an undrafted rookie free agent. Calahan played collegiately for the Rice Owls, where he started 32 of his final 34 games, including all 11 games as a senior. He finished his collegiate career with 155 tackles, 10.5 sacks, two pass breakups, and a forced fumble.

The Pflugerville, Tex., native prepped at Pflugerville High School, earning first-team all-district honors as a junior and senior. He also was named academic all-state. Calahan is currently an assistant coach at Parrish Episcopal School in Dallas, which won the TAPPS Division II state football title in 2010.



WILL PETTIS
Wide Receiver, Jack Linebackers Coach

Will Pettis stands side-by-side with Clint Dolezel as one of the most beloved Dallas Arena Football players and now the two will continue to stand side-by-side on the Dallas Vigilantes sidelines. Pettis enters his first season of coaching after wrapping up his playing career with a short stint with the Dallas Vigilantes in 2010.

Pettis was one of the true Ironmen of Arena Football and was one of the game's last standout two-way players. Pettis proved to be outstanding as a wide receiver, defensive back, and kick returner.

Pettis finished his seven-year playing career (all with Dallas) with 6,567 receiving yards, 7,585 return yards, 275 tackles, 45 pass breakups, and 22 interceptions. Pettis was twice named the AFL Ironman of the Year and earned All-Ironman honors six times.

Pettis finished his collegiate career at Midwestern (TX) St. Prior to that he attended Middle Georgia Junior College and was the starting cornerback for the Houston Cougars as a junior. Pettis graduated from the Bradwell Institute in Hinesville, Ga., and currently lives in Dallas with wife Akiah, daughters Heaven Leigh and Gabriella, and son William.



JOHNNIE HARRIS
Defensive Backs Coach

Entering his first season as an AFL assistant coach, Johnnie Harris is one of the great success stories of the Arena Football League. Harris parlayed a successful Arena Football career into a prosperous NFL career, earning a spot with the Oakland Raiders after being named the 1998 AFL Defensive Player of the Year as a member of the Tampa Bay Storm.

Harris played 13 years of professional football in the AFL, CFL, and NFL. He owns three championship rings – 1996 with the AFL's Tampa Bay Storm and 1996 and 1997 with the CFL's Toronto Argonauts.

Harris' AFL career began with the Storm in 1996. By 1998 Harris had become the league's most dominant defensive player, allowing him to make the leap to the NFL. Harris played five NFL seasons, three with the Oakland Raiders and two with the New York Giants. Following those stints he returned to the AFL, playing for the Orlando Predators, Grand Rapids Rampage, and Philadelphia Soul. In 1998 Harris joined the Dallas Desperados, where he finished his AFL career.

Harris is the only player in AFL history to register an interception in the first regular season game he played in for three different franchises (Tampa Bay, 1996; Orlando, 2005; Grand Rapids, 2006). Harris currently resides in Prosper, TX.




Photo Unavailable

ADRIEL FENTON
Special Teams Coach



Adriel Fenton enters his second season as an assistant coach with the Dallas Vigilantes. Fenton previously coached three seasons with the Dallas Desperados, serving as a defensive quality control coach.

In 2010 Fenton helped lead one of the most impressive special teams units in the AFL, boasting the league's leading kick returner in Kenny Henderson and the AFL's most accurate PAT kicker in Mark Lewis.

Fenton began his coaching career in Detroit, Mich., in 1996. He currently is a high school coach in the Dallas metroplex, where he lives with his family.



ARIC ANDERSON
Fullbacks, Linebackers Coach



Aric Anderson enters his second season as an assistant coach with the Dallas Vigilantes and will again oversee the teams fullbacks and mac linebackers.

Anderson played in the AFL from 1989-92 for the Pittsburgh Gladiators, Detroit Drive, and Albany Firebirds.

Anderson played collegiately for Milikin University and also had a stint with the NFL's Green Bay Packers in 1987.

A native of Waverly, IA, Anderson resides in the Dallas metroplex with his wife and family.

2011 Dallas Vigilante Dancers



Elyse O'Gara
Experience: Rookie
Hometown: Houston, TX



Danielle Sanchez
Experience: 2nd Year
Hometown: Albuquerque, NM






Brittney Paige Bryson
Experience: 2nd Year
Hometown: Dallas, TX



Jessica Miller
Experience: 2nd Year
Hometown: Fort Worth, TX





Tori Titus – Captain
Experience: 2nd Year
Hometown: Duncanville, TX



Taelor White
Experience: 2nd Year
Hometown: Hurst, TX





Allison Tubaugh - Captain
Experience: 2nd Year
Hometown: Plano, TX



Brittney Vodde
Experience: Rookie
Hometown: Lewisville, TX





Dusty Solis
Experience: Rookie
Hometown: Cedar Hill, TX



Jenna Brine
Experience: Rookie
Hometown: Texarkana, TX





Cassie Collett
Experience: Rookie
Hometown: Plano, TX



2010 YEAR IN REVIEW



2010 AFL Final Standings

Team	W	L	PCT	PF	PA
Spokane Shock	13	3	0.813	61.38	52.69
Jacksonville Sharks	12	4	0.750	55.81	50.38
Milwaukee Iron	11	5	0.688	65.19	56.44
Tampa Bay Storm	11	5	0.688	57.88	50.75
Tulsa Talons	10	6	0.625	62.13	56.19
Arizona Rattlers	10	6	0.625	59.69	55.44
Chicago Rush	10	6	0.625	56.63	54.19
Orlando Predators	8	8	0.500	54.06	52.81
Cleveland Gladiators	7	9	0.438	58.63	56.63
Alabama Vipers	7	9	0.438	50.75	53.75
Iowa Barnstormers	7	9	0.438	51.81	52.06
Oklahoma City Yard Dawgz	6	10	0.375	52.06	54.38
Dallas Vigilantes	3	13	0.188	50.00	57.50
Bossier-Shreveport Battle Wings	3	13	0.188	50.06	64.25
Utah Blaze	2	14	0.125	46.38	65.00

Arena Bowl XXIII Results

ArenaBowl XXIII

#3 Tampa Bay Storm @ #1 Spokane Shock



57



69

Date: Friday August 20, 2010
 Location: Spokane Arena (Spokane, WA)
 MVP: **Kyle Rowley** (SPO)
 Attendance: 11,017

TV Network: NFL
 Announcers: Paul Burmeister, Kurt Warner, Anthony Herron, Ari Wolfe

Tampa Bay 57 at Spokane 69

	1	2	3	4	Final
Tampa Bay Storm	7	21	7	22	57
Spokane Shock	6	28	14	21	69

Scoring Summary

1st Quarter

08:16		TD	<u>Ortiz</u> 3 yd run (<u>Rivas</u> kick)		7-0
00:00		TD	<u>Whittaker</u> 7 yd pass from <u>Rowley</u> (<u>Rowan</u> kick blocked)		7-6

2nd Quarter

14:43		TD	<u>White</u> 4 yd pass from <u>Rowley</u> (<u>Rowan</u> kick)		13-7
10:34		TD	<u>White</u> 4 yd pass from <u>Rowley</u> (<u>Rowan</u> kick)		20-7
05:49		TD	<u>Ortiz</u> 1 yd run (<u>Rivas</u> kick)		20-14
00:57		TD	<u>White</u> 15 yd pass from <u>Rowley</u> (<u>Rowan</u> kick)		27-14
00:34		TD	<u>Rubin</u> 7 yd pass from <u>Dietz</u> (<u>Rivas</u> kick)		27-21
00:15		TD	<u>Royal</u> 6 yd run (<u>Rivas</u> kick)		28-27
00:00		TD	<u>White</u> 22 yd pass from <u>Rowley</u> (<u>Rowan</u> kick)		34-28

3rd Quarter

14:53		TD	<u>Ortiz</u> 5 yd run (<u>Rivas</u> kick)		35-34
11:12		TD	<u>Rowley</u> 1 yd run (<u>Rowan</u> kick)		41-35
04:40		TD	<u>Whittaker</u> 30 yd pass from <u>Rowley</u> (<u>Rowan</u> kick)		48-35

4th Quarter

14:53		TD	<u>Whittaker</u> 13 yd pass from <u>Rowley</u> (<u>Rowan</u> kick)		55-35
12:02		TD	<u>Timmons</u> 10 yd pass from <u>Dietz</u> (<u>Rivas</u> kick failed)		55-41
08:59		TD	<u>Ta'amu</u> 4 yd pass from <u>Rowley</u> (<u>Rowan</u> kick)		62-41
07:17		TD	<u>Edwards</u> 8 yd pass from <u>Dietz</u> (<u>Dietz</u> pass to <u>Timmons</u>)		62-49
01:24		TD	<u>Whittaker</u> 4 yd pass from <u>Rowley</u> (<u>Rowan</u> kick)		69-49
00:44		TD	<u>Edwards</u> 4 yd pass from <u>Dietz</u> (<u>Ortiz</u> run)		69-57

Note: scores in red indicate lead of more than one possession.

Team Statistics

	Tampa Bay	Spokane
First Downs	28	23
Rushing Yards	16	5
Passing Yards	306	237
Fumbles/Lost	1/1	0/0
Fumble Return Yards	0	31
Penalties/Yards	10/87	15/111
Time of Possession	27:05	32:55
3rd Down Conv.	4/5	3/3
4th Down Conv.	0/0	0/0

Individual Statistics

Tampa Bay Passing						Spokane Passing					
	Comp	Att	Yds	TD	Int		Comp	Att	Yds	TD	Int
<u>Brett Dietz</u>	29	40	306	4	2	<u>Kyle Rowley</u>	24	32	237	9	0

Tampa Bay Receiving				Spokane Receiving			
	Rec	Yds	TD		Rec	Yds	TD
<u>Hank Edwards</u>	11	132	2	<u>Markee White</u>	9	99	4
<u>Tyrone Timmons</u>	8	107	1	<u>Huey Whittaker</u>	8	82	4
<u>DeAndrew Rubin</u>	7	57	1	<u>Greg Orton</u>	6	52	0
<u>Eric Ortiz</u>	1	1	0	<u>Ed Ta`amu</u>	1	4	1
<u>Sedrick Robinson</u>	1	4	0				
<u>Tom Kaleita</u>	1	5	0				

Tampa Bay Rushing				Spokane Rushing			
	Rush	Yds	TD		Rush	Yds	TD
<u>Eric Ortiz</u>	3	9	3	<u>Kyle Rowley</u>	4	5	1
<u>Terrence Royal</u>	2	7	1				

Tampa Bay Kicking					Spokane Kicking				
	1pt	3pt	2pt	4pt		1pt	3pt	2pt	4pt
<u>Garrett Rivas</u>	5/6	0/1	0/0	0/0	<u>Taylor Rowan</u>	9/10	0/0	0/0	0/0

Tampa Bay Returns			Spokane Returns		
	KORet	MFGRet		KORet	MFGRet
<u>Sedrick Robinson</u>	9/119/0	0/0/0	<u>Mervin Brookins</u>	2/49/0	0/0/0
<u>Daryon Brutley</u>	1/0/0	0/0/0	<u>Emery Sammons</u>	1/0/0	1/19/0
<u>Michael Hawthorne</u>	1/0/0	0/0/0	<u>Antwan Marsh</u>	1/0/0	0/0/0
<u>Garrett Rivas</u>	1/0/0	0/0/0			

Tampa Bay Defense					Spokane Defense				
	T/A	PD	Sacks	F/R		T/A	PD	Sacks	F/R
<u>Erick McIntosh</u>	5/3	0	0.0/0	0/0	<u>Emery Sammons</u>	8/2	0	0.0/0	0/0
<u>Brandon Hefflin</u>	4/2	1	0.0/0	0/0	<u>Antwan Marsh</u>	7/2	0	0.0/0	0/0
<u>Michael Hawthorne</u>	2/1	0	0.0/0	0/0	<u>Mervin Brookins</u>	7/1	1	0.0/0	0/0
<u>Hank Edwards</u>	2/0	0	0.0/0	0/0	<u>Jeremy Geathers</u>	3/2	0	1.0/5	1/0
<u>Cliff Dukes</u>	1/2	0	0.0/0	0/0	<u>Adam Juratovac</u>	2/1	0	0.0/0	0/0
<u>Daryon Brutley</u>	1/1	0	0.0/0	0/0	<u>Huey Whittaker</u>	1/3	0	0.0/0	0/0
<u>Eric Ortiz</u>	1/1	0	0.0/0	0/0	<u>Travis Williams</u>	1/2	1	0.0/0	0/0
<u>Tim McGill</u>	1/0	0	0.0/0	0/0	<u>Alex Teems</u>	1/0	0	0.0/0	0/0

<u>DeAndrew Rubin</u>	1/0	0	0.0/0	0/0
<u>Drew Weatherford</u>	1/0	0	0.0/0	0/0
<u>Kelvin Kinney</u>	0/2	0	0.0/0	0/0

<u>Greg Orton</u>	1/0	0	0.0/0	0/0
<u>William Mulder</u>	1/0	0	0.0/0	0/0
<u>Clay Harrell</u>	0/1	0	0.0/0	0/0
<u>Richard Clebert</u>	0/0	0	0.0/0	0/1

Tampa Bay Interceptions		
Ints	Yds	TD

Spokane Interceptions			
Ints	Yds	TD	
<u>Mervin Brookins</u>	1	14	0
<u>Travis Williams</u>	1	1	0



Vigilante 2010 Season Review

The Dallas Vigilantes kicked off its inaugural season in 2010 with high expectations, but a spate of injuries and bad luck combined to derail the campaign before it ever got going.

The Vigilantes entered the season with a number of AFL veterans at key positions, including All-Arena performers Phil Bogle (OL), Duke Pettijohn (LB), Larry Brackins (WR), Derrick Lee (WR), Eddie Moten (DB) and Mike Landry (DL). The Vigilantes also boasted veteran AFL players Shane Stafford (QB), Josh “Zeus” White (FB), and Mark Lewis (K).

However, injuries soon took a toll on the Vigilantes, as Moten injured his knee during the opening week of training camp and Stafford went down during the team’s season opener at Tulsa. Both would eventually have season-ending surgeries, as would six other Vigilantes, depleting the once star-studded roster.

And if weren’t enough, the Vigilantes continually shot themselves in the foot by turning the ball over and not being able to close out potential victories, all of which resulted in a 3-13 overall record.

The bright spot for the Vigilantes in 2010 was the play of AFL All-Ironman team selection Kenny Henderson. Henderson led the league with 3,313 all-purpose yards and was the only AFL player to eclipse 3,000 all-purpose yards for the season. He also led the league in kickoff return yards with 1,931 and was the Vigilantes’ leading receiver with 117 catches for 1,286 yards and 23 touchdowns.

For his efforts, Henderson was also named second-team ALL-AFL, joining offensive lineman Phil Bogle in receiving that honor.

Offensively, the Vigilantes struggled during the 2010 season after Stafford went down. Quarterback Colin Drafts filled in admirably, but the Dallas offense never seemed to fire on all cylinders. The Vigilantes finished 15th in the league in both points per game (50.0) and yards per game (269.9).

In all, Dallas went through four quarterbacks during the 2010 season, with Drafts seeing the bulk of the action. However, with Drafts nursing multiple injuries at the end of the 2010 campaign, rookie Daniel Raudabaugh stepped in and played himself into the front-runner for the position in 2011. Raudabaugh played in the final two games of the season, starting the season finale at Bossier-Shreveport. In that game, Raudabaugh led the Vigilantes to their third win of the season after completing 22-of-29 passes for 311 yards and a team-record eight touchdowns.

Defensively, the Vigilantes also struggled, giving up 57.5 points per game, which ranked 14th in the league. Dallas also had trouble forcing turnovers, leaving it with one of the worst turnover ratios in the AFL.

If there was a bright spot on defense, it was the play of Just Warren. Warren, who played sparingly through the first half of the season, emerged as one of the league's top pass rushers in the final portion of the season. He finished the season as the Vigilantes' sacks leader with 8.0 sacks and also led the team with 8.5 tackles for loss. Warren recorded six sacks in the final eight games of the season and finished the year ranked fifth in the AFL in sacks.

Finally, though the season was far from successful, the Vigilantes special teams stood out. The aforementioned Henderson was the league's best kick returner and Mark Lewis proved to be one of the AFL's best kickers. Lewis led the league in extra point conversion percentage, connecting on 94% of his PATs (101-of-107). He also was third in the league with nine made field goals, including a long of 50 yards.

Game Recaps



Dallas 59

April 10, 2010 - BOK Center - Tulsa, Oklahoma



Tulsa 63

TULSA, OK -- Despite jumping out to a 38-21 lead early in the second half, the Vigilantes were the victim of two big turnovers that propelled Tulsa to a 63-59 win in Dallas' first game in franchise history. Dallas (0-1) outgained Tulsa (2-0) 361 to 188 in total yards but two lost fumbles proved to be the difference. Vigilantes' quarterback Shane Stafford completed 31-of-47 passes for 374 yards and five touchdowns. Wide receiver Derek Lee led all receivers with 12 catches for 151 yards and a touchdown and was named the Offensive Player of the Game. Wide receiver Kenny Henderson also was spectacular with 11 receptions for 98 yards and three touchdowns. Josh White was the game's leading rusher with 33 yards on nine carries and three touchdowns. With Dallas leading 59-56 and less than a minute remaining, Stafford was stripped and the Talons' Jamar Ransom recovered at Dallas' one-yard line. Two plays later, Justin Allgood scored the game-winning touchdown right up the middle. What made things worse for Dallas was on the previous play Stafford had connected with Lee on a 27-yard touchdown but it was wiped out because of offensive interference. The other big turnover came late in the third quarter when Stafford fumbled the ball and Tulsa's John Scott rumbled 19 yards for a touchdown to cut the lead to 45-41.

	1	2	3	4	T
Dallas Vigilantes	14	17	14	14	59
Tulsa Talons	7	14	20	22	63

SCORING SUMMARY

Qtr.	Description	Pl-Yd TOP	V-H
1st	05:30 DAL - Josh White 1 yd run (Mark Lewis kick)	9-47	7 - 0
1st	02:41 TUL - Jamar Ransom 2 yd pass from Justin Allgood)	4-21	7 - 7
1st	00:00 DAL - Kenny Henderson 6 yd pass from Shane Stafford (Mark Lewis kick)	4-18	14 - 7
2nd	09:34 DAL - Josh White 1 yd run (Mark Lewis kick)	6-45	21 - 7
2nd	07:00 TUL - Jeff Hughley 2 yd run)	3-19	21 - 14
2nd	01:18 DAL - Larry Brackins 2 yd pass from Shane Stafford (Mark Lewis kick)	8-30	28 - 14
2nd	00:54 TUL - Donovan Morgan 45 yd pass from Justin Allgood)	1-45	28 - 21
2nd	00:00 DAL - Mark Lewis 11 yd field goal	2-19	31 - 21
3rd	11:40 DAL - Kenny Henderson 3 yd pass from Shane Stafford (Mark Lewis kick)	4-36	38 - 21
3rd	09:51 TUL - Donovan Morgan 32 yd pass from Justin Allgood)	2-32	38 - 28
3rd	08:42 DAL - Kenny Henderson 22 yd pass from Shane Stafford (Mark Lewis kick)	1-22	45 - 28
3rd	06:09 TUL - Donovan Morgan 23 yd pass from Justin Allgood no good)	3-23	45 - 34
3rd	01:52 TUL - John Scott 19 yd fumble return)	0-0	45 - 41
4th	11:23 DAL - Josh White 3 yd run (Mark Lewis kick)	8-45	52 - 41
4th	10:17 TUL - Jeff Hughley 10 yd pass from Justin Allgood)	1-20	52 - 48
4th	06:33 DAL - Derek Lee 20 yd pass from Shane Stafford (Mark Lewis kick)	5-30	59 - 48
4th	02:35 TUL - Justin Allgood 2 yd run (Donovan Morgan pass)	5-45	59 - 56
4th	00:22 TUL - Justin Allgood 1 yd run)	2-1	59 - 63

TEAM STATS

	Dallas Vigilantes	Tulsa Talons		Dallas Vigilantes	Tulsa Talons
First Downs	31	13	Total Offense	382	188
Rushing	6	3	Total Plays	60	31
Passing	23	8	Yards Per Play	6.4	6.1
Penalty	2	2	Rushing Yards	8	6

Punts	0	0	Attempts	13	8
Yards Per Punt	0	0	Yards Per Rush	0.6	0.8
Kickoff Return Yds	156	178	Passing Yards		
Returns - Average	7 - 22.3	7 - 25.4	Attempts	47	23
Interception Ret Yds	7	0	Complete	31	10
Returns - Average	1 - 7	0 - 0	Intercepted	0	1
Fumbles Lost	3-2	0-0	Yards Per Pass	8	7.9
3rd-Down Conversions	7-10	2-4	Touchdowns	8	9
4th-Down Conversions	2-2	0-1	Rushing	3	3
			Passing	5	5
			Other	0	1
			Penalties - Yards	12 - 91	2 - 9

DALLAS VIGILANTES

TULSA TALONS

Rushing					Rushing						
	ATT	YDS	TD	LG		ATT	YDS	TD	LG		
Shane Stafford	4	-25	0	0	Jeff Hughley	3	2	1	2		
Josh White	9	33	3	13	Justin Allgood	3	3	2	2		
					Odie Armstrong	1	0	0	0		
					Jamar Ransom	1	1	0	1		
Passing					Passing						
	ATT	COMP	INT	YDS	TD		ATT	COMP	INT	YDS	TD
Shane Stafford	47	31	0	374	5	Justin Allgood	23	10	1	182	5
Receiving					Receiving						
	REC	YDS	TD	LG		REC	YDS	TD	LG		
Derek Lee	12	151	1	21	Donovan Morgan	4	112	3	45		
Matt Fields	2	21	0	15	Jeff Hughley	4	61	1	32		
Kenny Henderson	11	98	3	22	Carlese Franklin	1	7	0	7		
Larry Brackins	6	104	1	44	Jamar Ransom	1	2	1	2		

Fumbles	FUM	LOST	REC	YDS	Fumbles	FUM	LOST	REC	YDS
Kenny Henderson	1	0	0	0	Jamar Ransom	0	0	1	1
Shane Stafford	2	2	0	0	John Scott	0	0	1	19
Kicking	FG	LG	XP	PTS	Kicking	FG	LG	XP	PTS
Mark Lewis	1	19	8	11	Tony Dodson	0	0	7	7
Kick Return	NO	YDS	TD	LG	Kick Return	NO	YDS	TD	LG
Kenny Henderson	7	156	0	39	Jeff Hughley	6	177	0	37
					James Sadler	1	1	0	1
Defense	U-A	SCK	TFL	FF	Defense	U-A	SCK	TFL	FF
Brandon Pahulu	1 - 1	0	1	0	Tony Dodson	1 - 1	0	0	0
Chris Brown	3 - 0	0	0	0	Steve Watson	3 - 4	0.5	0.5	0
Derek Lee	1 - 0	0	0	0	Jeff Hughley	1 - 0	0	0	0
Duke Pettijohn	2 - 0	0	0	0	B.J. Barre	4 - 2	0	0	0
Eddie Moten	4 - 0	0	0	0	Carlese Franklin	1 - 1	0	0	0
Efe Osawemwenze	2 - 0	0	0	0	James Sadler	6 - 4	0	0	1
Jason Harmon	3 - 0	0	0	0	John Scott	0 - 2	0.5	0.5	0
Justin Warren	0 - 1	0	0	0	LaRico Stevenson	1 - 2	0	0	0
Mike Landry	1 - 0	0	0	0	Andre Burns	7 - 2	0	0	0
Josh White	1 - 0	0	0	0	Terrance Carter	2 - 1	2	2.5	1
					Odie Armstrong	1 - 0	0	0	0
					Jamar Ransom	1 - 4	0	0.5	0
					Gabe Nyenhuis	2 - 3	1	1	1



Dallas 41

Tampa Bay 54

April 16, 2010 - St. Pete Times Forum - Tampa Bay, Florida

TAMPA BAY, FL -- For the second game in a row, turnovers cost the Dallas Vigilantes an opportunity to earn their first win in franchise history. Making the Vigilantes' miscues even more glaring was the fact that the Tampa Bay Storm capitalized on every mistake Dallas made en route to a 54-41 victory Friday evening at the St. Pete Times Forum. Filling in for an injured Shane Stafford, who was shelved for the season after suffering a foot injury in the Vigilantes' season-opener a week prior, Dallas quarterback Collin Drafts performed admirably in completing 21-of-30 passes for 212 yards and four touchdowns while rushing for 27 yards and another score. However, he was out-dueled by his counterpart Brett Dietz, who threw for 320 yards and six touchdowns while completing 30-of-45 attempts for the Storm. Kenny Henderson was Dallas' leading receiver with eight receptions for 61 yards and two touchdowns, followed by Derek Lee (6 catches, 84 yards, 2 TD's) and Matt Fields (6 catches, 59 yards). Dallas wide receiver Larry Brackins was a late scratch due to a hamstring injury, leaving the Vigilantes with just 19 players dressed for the game. Tampa Bay got monster performances from its receiving corps, including a game-high 11 receptions for 108 yards and four touchdowns from Tyrone Timmons. Hank Edwards also reeled in seven balls for 100 yards and a score. The Storm (1-1) outgained Dallas 330-253 in total yardage and 3-1 in the turnover department, leaving Dallas searching for answers afterward.

	1	2	3	4	T
Dallas Vigilantes	14	7	7	13	41
Tampa Bay Storm	7	20	6	21	54

SCORING SUMMARY

Qtr.	Description	PI-Yd TOP	V-H
1st	14:01 DAL - Kenny Henderson 52 yd kickoff return (Mark Lewis kick)	0-0	7 - 0
1st	08:44 TAM - Cleannord Saintil 3 yd run (Garrett Rivas kick)	8-44	7 - 7
1st	03:41 DAL - Derek Lee 9 yd pass from Collin Drafts (Mark Lewis kick)	4-45	14 - 7
2nd	10:16 TAM - Cleannord Saintil 3 yd run (Garrett Rivas kick no good)	1-6	14 - 13
2nd	05:16 TAM - Tyrone Timmons 13 yd pass from Brett Dietz (Garrett Rivas kick)	3-39	14 - 20
3rd	06:43 DAL - Collin Drafts 15 yd run (Mark Lewis kick)	3-24	21 - 20
3rd	04:36 TAM - Hank Edwards 44 yd pass from Brett Dietz (Garrett Rivas kick no good)	2-44	21 - 26
4th	14:08 TAM - Tyrone Timmons 8 yd pass from Brett Dietz (Garrett Rivas kick)	7-45	21 - 33
4th	12:36 DAL - Derek Lee 34 yd pass from Collin Drafts (Mark Lewis kick)	3-47	28 - 33

4th	10:54 TAM - Cleannord Saintil 20 yd pass from Brett Dietz (Garrett Rivas kick)	2-45	28 - 40
4th	02:15 TAM - Tyrone Timmons 5 yd pass from Brett Dietz (Garrett Rivas kick)	3-12	28 - 47

TEAM STATS

	Dallas Vigilantes	Tampa Bay Storm		Dallas Vigilantes	Tampa Bay Storm
First Downs	16	24	Total Offense	259	334
Rushing	3	3	Total Plays	39	50
Passing	12	18	Yards Per Play	6.6	6.7
Penalty	1	3	Rushing Yards	47	14
Punts	0	0	Attempts	9	5
Yards Per Punt	0	0	Yards Per Rush	5.2	2.8
Kickoff Return Yds	159	38	Passing Yards		
Returns - Average	6 - 26.5	4 - 9.5	Attempts	30	45
Interception Ret Yds	0	42	Complete	21	30
Returns - Average	0 - 0	1 - 42	Intercepted	1	0
Fumbles Lost	3-3	1-1	Yards Per Pass	7.1	7.1
3rd-Down Conversions	5-8	4-7	Touchdowns	6	8
4th-Down Conversions	1-2	1-2	Rushing	1	2
			Passing	4	6
			Other	1	0
			Penalties - Yards	8 - 41	9 - 50

DALLAS VIGILANTES

TAMPA BAY STORM

Rushing	ATT	YDS	TD	LG	Rushing	ATT	YDS	TD	LG		
Collin Drafts	3	27	1	15	Brett Dietz	1	3	0	3		
Kenny Henderson	1	2	0	2	Terrence Royal	2	5	0	3		
Josh White	5	18	0	9	Cleannord Saintil	2	6	2	3		
Passing	ATT	COMP	INT	YDS	TD	Passing	ATT	COMP	INT	YDS	TD

Collin Drafts	30	21	1	212	4	Brett Dietz	45	30	0	320	6
Receiving	REC	YDS	TD	LG		Receiving	REC	YDS	TD	LG	
Derek Lee	6	84	2	34		Hank Edwards	7	100	1	44	
Matt Fields	6	59	0	16		Tyrone Timmons	11	108	4	25	
Kenny Henderson	8	61	2	29		Cleannord Saintil	6	62	1	20	
Josh White	1	8	0	8		Lawrence Samuels	6	50	0	24	
Fumbles	FUM	LOST	REC	YDS		Fumbles	FUM	LOST	REC	YDS	
Kenny Henderson	3	3	0	0		Jermaine Smith	1	1	3	50	
Kicking	FG	LG	XP	PTS		Kicking	FG	LG	XP	PTS	
Mark Lewis	0	0	5	5		Garrett Rivas	0	0	6	6	
Kick Return	NO	YDS	TD	LG		Kick Return	NO	YDS	TD	LG	
Kenny Henderson	6	159	1	53		James McCoy	4	38	0	14	
Defense	U-A	SCK	TFL	FF		Defense	U-A	SCK	TFL	FF	
Brandon Pahula	2 - 0	0	0	0		TEAM	1 - 0	0	0	0	
Chris Brown	3 - 2	0	0	0		Cliff Dukes	2 - 1	1	1	0	
Collin Drafts	0 - 0	0	0	1		Michael Hawthorne	7 - 1	0	0	2	
Duke Pettijohn	1 - 0	0	0	0		Brandon Hefflin	4 - 2	0	0	0	
Eddie Moten	5 - 2	0	0	0		Tim McGill	1 - 0	1	1	0	
Efe Osawemwenze	8 - 2	0	0	0		Jermaine Smith	1 - 1	0	0	0	
Jason Harmon	7 - 1	0	0	0		Andrew Weatherford	1 - 0	0	0	0	
Matt Fields	1 - 0	0	0	0		James McCoy	4 - 1	0	0	0	
Kenny Henderson	1 - 0	0	0	0		Lawrence Samuels	3 - 1	0	0	1	
Mike Landry	1 - 0	1	1	0		James Bear	2 - 1	0	0	0	
Josh White	1 - 1	0	0	0							



OKC 34

April 30, 2010 - American Airlines Center - Dallas, TX



Dallas 55

DALLAS, TX -- The Dallas Vigilantes made their franchise home debut at the American Airlines Center Friday evening and captured their first win in franchise history 55-34 over the Oklahoma City Yard Dawgz in a touchdown-filled affair. Collin Drafts didn't take long to settle into his new role as starting quarterback of the Vigilantes. In his second straight start Drafts threw for 239 yards while completing 18-of-35 passes for four touchdowns and topped it all off with a rushing touchdown. The Vigilantes (1-2) came into the game with two straight road losses against Tulsa (63-59) and Tampa Bay (54-41) but were finally able to get off the snide on Friday. The Dallas receiving core of Larry Brackins (seven receptions, 111 yards and two TD's) and Derek Lee (seven receptions, 86 yards, 2 TD's) provided Drafts plenty of downfield opportunities throughout the evening. In the start of the second quarter, it was all Oklahoma City. The Yard Dawgz scored 21 unanswered points in the first 10 minutes of the quarter. Timon Marshall caught the first two touchdown passes from Tommy Grady (nine and 21 yards respectively). Dallas then shot themselves in the foot when a Josh White fumble led to another OKC score. After Dallas answered with a Derek Lee touchdown Tommy Grady threw his first interception of the game, when Chris Brown returned the pick all the way back for a touchdown with 12 second left in the half.

	1	2	3	4	T
Oklahoma City Yard Dawgz	0	21	7	6	34
Dallas Vigilantes	20	21	7	7	55

SCORING SUMMARY

Qtr.	Description	PI-Yd TOP	V-H
------	-------------	-----------	-----

TEAM STATS

	Oklahoma City Yard Dawgz	Dallas Vigilantes		Oklahoma City Yard Dawgz	Dallas Vigilantes
First Downs	15	19	Total Offense	201	244
Rushing	1	3	Total Plays	44	42
Passing	11	13	Yards Per Play	4.6	5.8
Penalty	3	3	Rushing Yards	-4	5
Punts	0	0	Attempts	3	7
Yards Per Punt	0	0	Yards Per Rush	-1.3	0.7

Kickoff Return Yds	60	13	Passing Yards		
Returns - Average	6 - 10	4 - 3.3	Attempts	41	35
Interception Ret Yds	0	23	Complete	22	18
Returns - Average	0 - 0	1 - 23	Intercepted	1	0
Fumbles Lost	1-1	2-2	Yards Per Pass	5	6.8
3rd-Down Conversions	5-11	5-8	Touchdowns	5	8
4th-Down Conversions	1-3	1-1	Rushing	0	2
			Passing	4	4
			Other	1	2
			Penalties - Yards	8 - 75	12 - 85

OKLAHOMA CITY YARD DAWGZ

DALLAS VIGILANTES

Rushing	ATT	YDS	TD	LG	Rushing	ATT	YDS	TD	LG		
Tommy Grady	1	-6	0	0	Collin Drafts	3	3	1	6		
Chad Cook	2	2	0	2	Josh White	4	2	1	4		
Passing	ATT	COMP	INT	YDS	TD	Passing	ATT	COMP	INT	YDS	TD
Tommy Grady	41	22	1	205	4	Collin Drafts	35	18	0	239	4
Receiving	REC	YDS	TD	LG	Receiving	REC	YDS	TD	LG		
Anthony Hines	5	46	1	21	Derek Lee	7	86	2	18		
Al Hunt	4	42	0	19	Kenny Henderson	4	42	0	16		
Xavier Lee	1	3	0	3	Larry Brackins	7	111	2	39		
Timon Marshall	9	88	3	21							
Kevin Myers	2	16	0	9							
Chad Cook	1	10	0	10							
Fumbles	FUM	LOST	REC	YDS	Fumbles	FUM	LOST	REC	YDS		
Aaron Chavers	0	0	1	38	TEAM	0	0	1	0		
Tommy Grady	1	1	0	0	Derek Lee	1	1	0	0		

David Hyland	0	0	1	18	Josh White	1	1	0	0
Kicking	FG	LG	XP	PTS	Kicking	FG	LG	XP	PTS
AJ Haglund	0	0	4	4	Mark Lewis	0	0	7	7
Kick Return	NO	YDS	TD	LG	Kick Return	NO	YDS	TD	LG
Timon Marshall	6	60	0	46	Kenny Henderson	4	13	0	9
Defense	U-A	SCK	TFL	FF	Defense	U-A	SCK	TFL	FF
TEAM	3 - 0	0	0	0	TEAM	3 - 0	0	1	0
Dustin Barno	3 - 0	0	1	0	Chris Brown	3 - 0	0	0	0
Mervin Brookins	5 - 0	0	0	0	Duke Pettijohn	2 - 0	1	1	0
Michael Brown	3 - 0	0	0	0	Eddie Moten	5 - 0	0	0	0
Aaron Chavers	2 - 0	0	0	0	Efe Osawemwenze	3 - 0	0	0	0
David Hyland	1 - 0	0	0	1	Jason Harmon	7 - 0	0	0	0
Fred Shaw	1 - 0	0	0	0	Matt Fields	1 - 0	0	0	0
Howard Duncan	1 - 0	0	0	0	Justin Warren	4 - 0	2	2	0
Jermaine Lewis	4 - 0	0	0	0	Mike Landry	1 - 0	3	1	0



Orlando 70

May 7, 2010 - American Airlines Center - Dallas, TX



Dallas 59

DALLAS, TX -- Seven turnovers prevented the Dallas Vigilantes from securing their first winning streak in franchise history and the Orlando Predators outscored Dallas 26-6 in the fourth quarter to win 70-59 Friday night at the American Airlines Center in Dallas. Vigilantes quarterback Collin Drafts completed 17-of-29 passes for 283 yards and six touchdowns while wide receiver Derek Lee led the Vigilantes in receiving with six catches for 123 yards and two touchdowns. Larry Brackins led the Dallas receiving core with three touchdowns. Predators quarterback Nick Hill threw for 297 yards on 21-of-29 passing and connected often with Offensive Player of the Game Antoine Toliver. He led all receivers with 10 catches for 149 yards and three touchdowns. Both teams put on an offensive display in the third quarter as both the Vigilantes and Predators scored on each possession. Hill found Toliver for touchdowns of 24 and 42-yards while also connecting with Joshua Bush for a six-yard score. With 1:27 left, Eddie Moten picked off a short pass attempt by Hill to give the Vigilantes new life. Thirty seconds later, Drafts found Brackins on a crossing pattern to make the score 64-59. Dallas had one final shot to win the game with ten seconds left but a fumbled snap ended all hope of victory. Ultimately the Vigilantes offensive explosion could not offset the costly turnovers which led to Orlando's first victory of the season.

	1	2	3	4	OT	T
Orlando Predators	10	13	21	26	0	70
Dallas Vigilantes	7	25	21	6	0	59

SCORING SUMMARY

Qtr.	Description	PI-Yd TOP	V-H
1st	11:24 DAL - Josh White 1 yd run (Mark Lewis kick)	5-45	0 - 7
1st	03:02 ORL - James Lynch 1 yd run (Carlos Martinez kick)	2-2	7 - 7
2nd	13:00 DAL - Josh White 1 yd run (Mark Lewis kick)	6-30	7 - 14
2nd	10:16 ORL - Derrick Lewis 32 yd pass from Nick Hill (Carlos Martinez kick)	3-45	14 - 14
2nd	07:13 DAL - Larry Brackins 18 yd pass from Collin Drafts (Mark Lewis kick)	4-35	14 - 21
2nd	03:59 DAL - Kenny Henderson 34 yd pass from Collin Drafts (Mark Lewis kick)	1-34	14 - 28
2nd	00:00 ORL - James Lynch 1 yd run (Carlos Martinez run fumble)	7-48	20 - 30
3rd	13:47 ORL - Antoine "T.T." Toliver 24 yd pass from Nick Hill (Carlos Martinez kick)	3-39	27 - 30
3rd	08:47 DAL - Larry Brackins 11 yd pass from Collin Drafts (Mark Lewis kick)	3-21	27 - 37
3rd	07:27 ORL - Antoine "T.T." Toliver 42 yd pass from Nick Hill (Carlos Martinez kick)	1-42	34 - 37
3rd	06:29 DAL - Derek Lee 33 yd pass from Collin Drafts (Mark Lewis kick)	1-33	34 - 44
3rd	01:03 ORL - Josh Bush 6 yd pass from Nick Hill (Carlos Martinez kick)	6-38	41 - 44
3rd	00:00 DAL - Derek Lee 44 yd pass from Collin Drafts (Mark Lewis kick)	1-49	41 - 51
4th	12:04 ORL - Antoine "T.T." Toliver 14 yd pass from Nick Hill (Carlos Martinez kick no good)	3-48	47 - 51
4th	08:05 ORL - Derrick Lewis 30 yd pass from Nick Hill (Carlos Martinez kick)	2-21	54 - 51
4th	03:45 ORL - Antoine "T.T." Toliver 12 yd run (Carlos Martinez kick)	1-12	61 - 51
4th	00:55 DAL - Larry Brackins 14 yd pass from Collin Drafts (Derek Lee pass no good)	1-9	61 - 57
4th	00:06 ORL - Jerrian James 8 yd fumble return (Carlos Martinez kick no good)	0-0	67 - 57

TEAM STATS

	Orlando Predators	Dallas Vigilantes		Orlando Predators	Dallas Vigilantes
First Downs	22	21	Total Offense	361	294
Rushing	4	2	Total Plays	44	38
Passing	15	13	Yards Per Play	8.2	7.7
Penalty	3	6	Rushing Yards	64	11
Punts	0	0	Attempts	15	9
Yards Per Punt	0	0	Yards Per Rush	4.3	1.2
Kickoff Return Yds	43	164	Passing Yards		
Returns - Average	6 - 7.2	9 - 18.2	Attempts	29	29
Interception Ret Yds	36	9	Complete	21	17
Returns - Average	3 - 12	1 - 9	Intercepted	1	3
Fumbles Lost	2-1	4-4	Yards Per Pass	10.2	9.8
3rd-Down Conversions	2-6	3-4	Touchdowns	10	8
4th-Down Conversions	1-1	0-0	Rushing	3	2
			Passing	6	6
			Other	1	0
			Penalties - Yards	13 - 76	7 - 50

ORLANDO PREDATORS

DALLAS VIGILANTES

Rushing	ATT	YDS	TD	LG	Rushing	ATT	YDS	TD	LG
TEAM	1	-10	0	0	Collin Drafts	3	5	0	6
Damon Mason	1	8	0	8	Kenny Henderson	1	1	0	1
Nick Hill	5	13	0	5	Josh White	5	5	2	3
Antoine "T.T." Toliver	3	18	1	12					
Josh Bush	1	25	0	25					
James Lynch	4	10	2	7					

Passing	ATT	COMP	INT	YDS	TD	Passing	ATT	COMP	INT	YDS	TD
Nick Hill	29	21	1	297	6	Collin Drafts	29	17	3	283	6
Receiving	REC	YDS	TD	LG	Receiving	REC	YDS	TD	LG		
Antoine "T.T." Toliver	10	149	3	42	Derek Lee	6	123	2	44		
Josh Bush	7	65	1	36	Kenny Henderson	5	83	1	34		
Derrick Lewis	4	83	2	32	Larry Brackins	6	77	3	18		
Fumbles	FUM	LOST	REC	YDS	Fumbles	FUM	LOST	REC	YDS		
Rayshawn Kizer	0	0	1	36	Chris Brown	1	1	1	17		
Marlon Moye-Moore	0	0	1	0	Collin Drafts	3	3	0	0		
Nick Hill	1	1	0	-2							
Antoine "T.T." Toliver	1	0	0	0							
Jerrian James	0	0	1	8							
Kicking	FG	LG	XP	PTS	Kicking	FG	LG	XP	PTS		
Carlos Martinez	1	39	7	10	Mark Lewis	0	0	7	7		
Kick Return	NO	YDS	TD	LG	Kick Return	NO	YDS	TD	LG		
Josh Bush	6	43	0	16	Eddie Moten	1	8	0	8		
					Kenny Henderson	8	156	0	36		
Defense	U-A	SCK	TFL	FF	Defense	U-A	SCK	TFL	FF		
Dion Bynum	1 - 0	0	0	0	Brandon Pahula	5 - 0	0	0	0		
Damon Mason	5 - 0	0	0	1	Chris Brown	4 - 0	0	0	0		
Rayshawn Kizer	3 - 0	0	0	0	Derek Lee	1 - 0	0	0	0		
Marlon Moye-Moore	3 - 0	0	0	0	Duke Pettijohn	0 - 1	0	0.5	1		
Antoine "T.T." Toliver	1 - 0	0	0	0	Eddie Moten	5 - 1	0	0	0		
Kenny McEntyre	3 - 0	0	0	0	Efe Osawemwenze	1 - 1	0	0.5	0		
Justin Cleveland	2 - 1	1	1	0	Josh White	1 - 0	0	0	0		
Paul Griffin	1 - 0	0	0	0	Jason Harmon	8 - 1	0	0	0		

Johnnie Balous	1 - 1	0	0	0	Matt Fields	1 - 0	0	0	0
Jerrian James	3 - 0	0	0	0	Justin Warren	0 - 0	0	0	1
David Stanton	1 - 0	0	0	0	Kenny Henderson	1 - 0	0	0	0
					Mike Landry	4 - 0	2	2	0
					Rico Ochoa	1 - 0	0	0	0



Dallas 49

May 14, 2010 - Veterans Memorial Arena - Jacksonville, FL



Jacksonville 70

JACKSONVILLE, FL -- Despite a valiant comeback effort, the Dallas Vigilantes dug themselves too big of a hole to recover from as they fell 70-49 to the Jacksonville Sharks Friday evening at the Sea Best Field at Jacksonville Memorials Arena. Dallas (1-4) trailed by as much as 36-7 but managed twice to cut the deficit to a one-score game in the fourth quarter. However, turnovers once again doomed the Vigilantes as they committed four turnovers. The Vigilantes got a superb effort from wide receiver Larry Brackins, who scored five touchdowns from quarterback Collin Drafts. In fourth straight start since Shane Stafford suffered a season-ending injury, Drafts completed 24-of-38 passes for 268 yards and 5 touchdowns and one interception. On the flip side Jacksonville's Aaron Garcia threw for 269 yards, six touchdowns on 25-of-38 passing and no interceptions. Jacksonville won their fourth consecutive game and moved to 3-0 at home. Dallas has yet to win a road game this season. Dallas got as close as 49-41 with seven minutes remaining but Jacksonville outscored the Vigilantes 21-7 the rest of the way. The Sharks (5-1) held a 13-0 lead after the end of the first quarter following a 19-yard touchdown pass from Garcia to Dallas Baker and a one-yard score by Jomo Wilson. Dallas finally got on the scoreboard early in the second quarter on a 12-yard screen pass from Collin Drafts to Josh White to cut the deficit to 13-7.

	1	2	3	4	T
Dallas Vigilantes	0	14	21	14	49
Jacksonville Sharks	13	23	7	27	70

SCORING SUMMARY

Qtr.	Description	PI-Yd TOP	V-H
1st	00:00 JAX - Dallas Baker 19 yd pass from Aaron Garcia (Massimo Scaccia kick)	8-45	0 - 7
1st	00:01 JAX - Jomo Wilson 1 yd pass from Aaron Garcia blocked)	8-45	0 - 13
2nd	00:01 DAL - Josh White 12 yd pass from Collin Drafts (Mark Lewis kick)	5-47	7 - 13

2nd	00:01 JAX - Jomo Wilson 11 yd pass from Aaron Garcia (Massimo Scaccia kick)	6-26	7 - 20
2nd	00:01 JAX - Jeron Harvey 16 yd pass from Aaron Garcia (Massimo Scaccia kick)	4-36	7 - 27
2nd	01:12 JAX - 0 yd scores on a safety	1--5	7 - 29
2nd	00:27 JAX - Jeron Harvey 15 yd pass from Aaron Garcia (Massimo Scaccia kick)	5-41	7 - 36
2nd	00:16 DAL - Larry Brackins 19 yd pass from Collin Drafts (Mark Lewis kick)	2-45	14 - 36
3rd	12:07 DAL - Larry Brackins 5 yd pass from Collin Drafts (Mark Lewis kick)	5-32	21 - 36
3rd	06:00 DAL - Larry Brackins 22 yd pass from Collin Drafts (Mark Lewis kick)	3-39	28 - 36
3rd	04:34 JAX - Jomo Wilson 33 yd pass from Aaron Garcia (Massimo Scaccia kick)	2-44	28 - 43
3rd	01:18 DAL - Kenny Henderson 40 yd pass from Collin Drafts (Mark Lewis kick)	4-45	35 - 43
4th	14:10 JAX - Jomo Wilson 22 yd pass from Aaron Garcia (Massimo Scaccia kick no good)	3-40	35 - 49
4th	07:35 DAL - Larry Brackins 7 yd pass from Collin Drafts (Mark Lewis kick no good)	10-42	41 - 49
4th	06:37 JAX - Dallas Baker 14 yd pass from Aaron Garcia (Massimo Scaccia kick)	1-14	41 - 56
4th	05:32 JAX - Justin Parrish 1 yd fumble return (Massimo Scaccia kick)	0-0	41 - 63
4th	01:15 DAL - Larry Brackins 13 yd pass from Collin Drafts (Kenny Henderson run)	6-36	49 - 63
4th	00:25 JAX - Kirby Griffin 4 yd run (Massimo Scaccia kick)	4-9	49 - 70

TEAM STATS

	Dallas Vigilantes	Jacksonville Sharks		Dallas Vigilantes	Jacksonville Sharks
First Downs	22	26	Total Offense	306	319
Rushing	1	2	Total Plays	46	53
Passing	17	20	Yards Per Play	6.7	6
Penalty	4	4	Rushing Yards	-2	1
Punts	0	0	Attempts	7	6
Yards Per Punt	0	0	Yards Per Rush	-0.3	0.2
Kickoff Return Yds	100	141	Passing Yards		
Returns - Average	7 - 14.3	7 - 20.1	Attempts	39	47

Interception Ret Yds	0	0	Complete	25	31
Returns - Average	0 - 0	1 - 0	Intercepted	1	0
Fumbles Lost	4-3	0-0	Yards Per Pass	7.9	6.8
3rd-Down Conversions	0-6	2-8	Touchdowns	7	10
4th-Down Conversions	3-3	1-3	Rushing	0	1
			Passing	7	8
			Other	0	1
			Penalties - Yards	10 - 54	4 - 25

DALLAS VIGILANTES

JACKSONVILLE SHARKS

Rushing	ATT	YDS	TD	LG	Rushing	ATT	YDS	TD	LG		
Collin Drafts	4	-6	0	8	Aaron Garcia	1	-5	0	0		
Josh White	3	4	0	3	Kirby Griffin	4	6	1	4		
					Jomo Wilson	1	0	0	0		
Passing	ATT	COMP	INT	YDS	TD	Passing	ATT	COMP	INT	YDS	TD
Collin Drafts	39	25	1	308	7	Aaron Garcia	47	31	0	318	8
Receiving	REC	YDS	TD	LG	Receiving	REC	YDS	TD	LG		
Collin Drafts	1	7	0	7	Kirby Griffin	1	14	0	14		
Derek Lee	5	64	0	34	Jeron Harvey	7	82	2	18		
Kenny Henderson	5	95	1	40	Jomo Wilson	10	123	4	33		
Larry Brackins	12	119	5	22	Sale' Key	7	39	0	8		
Josh White	2	23	1	12	Dallas Baker	6	60	2	19		
Fumbles	FUM	LOST	REC	YDS	Fumbles	FUM	LOST	REC	YDS		
Collin Drafts	2	2	0	0	Jeff Littlejohn	0	0	1	0		
Larry Brackins	1	1	0	0	Justin Parrish	0	0	1	1		
Josh White	1	0	0	0	Dee Webb	0	0	1	0		

Kicking					Kicking				
FG	LG	XP	PTS	FG	LG	XP	PTS		
Mark Lewis	0	0	5	5	Massimo Scaccia	0	0	8	8
Kick Return					Kick Return				
NO	YDS	TD	LG	NO	YDS	TD	LG		
Eddie Moten	2	3	0	3	Justin Parrish	1	0	0	0
Kenny Henderson	5	97	0	37	Jomo Wilson	6	141	0	35
Defense					Defense				
U-A	SCK	TFL	FF	U-A	SCK	TFL	FF		
Brandon Pahula	3 - 4	0	0	0	Kirby Griffin	1 - 0	0	0	0
Chris Brown	2 - 2	0	0	0	Jeron Harvey	0 - 1	0	0	0
Duke Pettijohn	1 - 3	0	0	0	Jeff Littlejohn	0 - 1	0	0	0
Eddie Moten	5 - 3	0	0	0	Neefy Moffett	1 - 0	1	1	0
Efe Osawemwenze	0 - 1	0	0	0	RaJon Myles	2 - 2	1	1	0
Jason Harmon	3 - 7	0	0	0	Justin Parrish	3 - 0	0	0	2
Linnis Smith	0 - 3	0	0	0	Jomo Wilson	0 - 2	0	0	0
Troy Mason	1 - 3	0	0	0	Sale' Key	0 - 2	0	0	0
Justin Warren	0 - 4	0	0	0	Jason Perry	4 - 3	0	0	0
Kenny Henderson	1 - 0	0	0	0	Micheaux Robinson	4 - 1	0	0	0
Mark Lewis	1 - 0	0	0	0	Jason Willis	0 - 1	0	0	0
Mike Landry	1 - 1	0	0	0	Courtney Young	2 - 0	0	2	1
Phil Bogle	1 - 0	0	1	0	Will Alford	2 - 1	0	0	0
Josh White	1 - 1	0	0	0	Dee Webb	6 - 0	0	0	1



Chicago 70

May 22, 2010 - American Airlines Center - Dallas, TX



Dallas 59

DALLAS, Texas –The Chicago Rush offense had ten possessions. They scored nine touchdowns. The Dallas Vigilantes defense could not figure out Chicago quarterback Russ Michna and he led the Rush to a 63-56 victory Saturday night at the American Airlines Center in Dallas. The loss was the third straight for the Vigilantes who had hoped to turn their season around against a Chicago team coming in having lost two straight. Dallas (1-5) was led by quarterback Collin Drafts who threw for 295 yards on 26-of-39 passing and six touchdowns. Derek Lee led all Dallas receivers with nine catches for 108 yards and three touchdowns. Kenny Henderson caught another two Dallas touchdowns along with 76 yards receiving. However it was the Chicago Rush who displayed a more prolific offense Saturday evening. Michna completed 28-of-35 passes for 339 yards and 4 touchdowns. His favorite target, Nichiren Flowers hauled in 11 receptions for 168 yards and three touchdowns. Chicago (5-2) had five rushing touchdowns by four different players. Drafts found Lee for their third touchdown connection with just under three minutes in the game, making the score 63-56. Chicago then attempted to run the clock out but a physical play from the Vigilante’s defense forced the only Chicago turnover of the game when Michna fumbled deep in Dallas territory. With 1.1 remaining, a desperation hail-mary pass was deflected into the hands of a Rush defender.

	1	2	3	4	T
Chicago Rush	21	20	7	15	63
Dallas Vigilantes	14	21	7	14	56

SCORING SUMMARY

Qtr.	Description	PI-Yd TOP	V-H
------	-------------	-----------	-----

TEAM STATS

	Chicago Rush	Dallas Vigilantes		Chicago Rush	Dallas Vigilantes
First Downs	25	24	Total Offense	360	308
Rushing	6	2	Total Plays	43	44
Passing	16	18	Yards Per Play	8.4	7
Penalty	3	4	Rushing Yards	21	13
Punts	0	0	Attempts	8	6
Yards Per Punt	0	0	Yards Per Rush	2.6	2.2
Kickoff Return Yds	114	148	Passing Yards		

Returns - Average	6 - 19	8 - 18.5	Attempts	35	38
Interception Ret Yds	3	0	Complete	28	26
Returns - Average	2 - 1.5	0 - 0	Intercepted	0	2
Fumbles Lost	1-1	0-0	Yards Per Pass	9.7	7.8
3rd-Down Conversions	1-2	1-4	Touchdowns	9	8
4th-Down Conversions	1-1	3-3	Rushing	5	1
			Passing	4	6
			Other	0	1
			Penalties - Yards	8 - 47	11 - 65

CHICAGO RUSH

DALLAS VIGILANTES

Rushing	ATT	YDS	TD	LG	Rushing	ATT	YDS	TD	LG		
Robert Boss	2	11	2	6	Collin Drafts	2	9	0	11		
Russ Michna	4	8	1	4	Josh White	4	4	1	2		
Joe Peters	1	1	1	1							
Clifton Smith	1	1	1	1							
Passing	ATT	COMP	INT	YDS	TD	Passing	ATT	COMP	INT	YDS	TD
Russ Michna	35	28	0	339	4	Collin Drafts	38	26	2	295	6
Receiving	REC	YDS	TD	LG	Receiving	REC	YDS	TD	LG		
Robert Boss	1	5	0	5	Derek Lee	9	108	3	24		
Nichiren Flowers	11	168	3	45	Kenny Henderson	8	76	2	16		
Kenny Higgins	4	19	1	6	Larry Brackins	4	71	1	22		
Shawn McMackin	1	6	0	6	Chavis McCollister	5	40	0	14		
Samie Parker	8	107	0	32							
Alan Turner	3	34	0	19							
Fumbles	FUM	LOST	REC	YDS	Fumbles	FUM	LOST	REC	YDS		
Russ Michna	1	1	0	0	Chavis McCollister	0	0	1	0		

Kicking					Kicking				
	FG	LG	XP	PTS		FG	LG	XP	PTS
Chris Gould	0	0	7	7	Mark Lewis	0	0	8	8
Kick Return					Kick Return				
	NO	YDS	TD	LG		NO	YDS	TD	LG
Chris Martin	6	114	0	24	Kenny Henderson	7	138	0	41
					Tommy Taggart	1	10	1	0
Defense					Defense				
	U-A	SCK	TFL	FF		U-A	SCK	TFL	FF
DeJuan Alfonzo	3 - 0	0	0	0	Brandon Pahula	3 - 0	0	0	0
Michael Alston	1 - 0	0	0	0	Chris Brown	4 - 0	0	0	0
Josh Ferguson	6 - 0	0	0	0	Collin Drafts	1 - 0	0	0	0
Nichiren Flowers	3 - 0	0	0	0	Duke Pettijohn	3 - 0	0	0	0
Chris Martin	5 - 0	0	0	0	Eddie Moten	4 - 0	0	0	0
Joe Peters	6 - 0	1	2	0	Jason Harmon	7 - 0	0	0	0
Mark Weivoda	1 - 0	0	0	0	Tommy Taggart	4 - 0	0	0	0
Mike Newkirk	1 - 0	0	0	0	Ty Nseke	1 - 0	0	0	0
Brandon Fields	5 - 0	0	1	0	Tony Washington	1 - 0	0	0	0
					Chavis McCollister	5 - 0	0	0	1



Dallas 38

May 29, 2010 - Bradley Center - Milwaukee, WI



Milwaukee 63

MILWAUKEE, WI -- One costly turnover and a lethal passing attack from Chris Greisen and the Milwaukee Iron proved to be too much for the Dallas Vigilantes in their fourth straight loss, 63-38, Saturday evening at the Bradley Center. Dallas (1-6) has now allowed 60-plus points in four straight games and 266 points total in those contests. Wide receiver Kenny Henderson proved to be one of the few bright spots for the Vigilantes, scoring four total touchdowns (2 receiving, 2 rushing) and seven receptions for 75 yards. Henderson was joined by Matt Fields, who came back from suspension to have his best game of the season with a game-high 12 receptions for 128 yards. Quarterback Collin Drafts completed 24-of-43 passes for 237 yards, three touchdowns and no interceptions. Greisen had a standout game completing 23-of-36 passes for 295 yards, six touchdowns and no interceptions. Antoine Burns (8 receptions for 121 yards and 3 TD's) and Nate Forse (10 receptions for 103 yards and 2 TD's) gave the Dallas secondary fits all evening. The Vigilantes scored on their first possession in the second half on a beautiful strike from Drafts to Henderson from five yards out, cutting the lead down to 27-24. That would mark the closest the Vigilantes would get the rest of the evening though. Dallas had a golden opportunity to take their first lead of the

game late in the second quarter after Chris Brown recovered Lewis' onside kick. However, Drafts fumbled the exchange from center Adrian Gonzalez and the Iron's Zarnell Fitch recovered.

	1	2	3	4	T
Dallas Vigilantes	7	10	7	14	38
Milwaukee Iron	13	14	16	20	63

SCORING SUMMARY

Qtr.	Description	Pl-Yd TOP	V-H
1st	09:26 MIL - Anthony Jones 7 yd pass from Chris Greisen (Robert Forstrom kick)	8-41	0 - 7
1st	06:59 DAL - Derek Lee 3 yd pass from Collin Drafts (Mark Lewis kick)	4-42	7 - 7
1st	02:53 MIL - Nate Forse 14 yd pass from Chris Greisen (Robert Forstrom kick blocked)	6-40	7 - 13
2nd	12:19 MIL - Antoine Burns 17 yd pass from Chris Greisen (Robert Forstrom kick)	4-40	7 - 20
2nd	09:58 DAL - Kenny Henderson 8 yd pass from Collin Drafts (Mark Lewis kick)	3-19	14 - 20
2nd	02:41 DAL - Mark Lewis 12 yd field goal	9-35	17 - 20
2nd	00:27 MIL - Tyre Young 7 yd run (Robert Forstrom kick)	5-33	17 - 27
3rd	11:16 DAL - Kenny Henderson 5 yd pass from Collin Drafts (Mark Lewis kick)	5-25	24 - 27
3rd	08:35 MIL - Antoine Burns 29 yd pass from Chris Greisen (Robert Forstrom kick)	3-43	24 - 34
3rd	07:47 MIL - 0 yd scores on a safety	1--3	24 - 36
3rd	02:52 MIL - Chris Greisen 1 yd run (Robert Forstrom kick)	6-43	24 - 43
4th	14:21 DAL - Kenny Henderson 4 yd run (Mark Lewis kick)	7-47	31 - 43
4th	11:59 MIL - Tyre Young 6 yd run (Robert Forstrom kick no good)	2-13	31 - 49
4th	07:17 DAL - Kenny Henderson 1 yd run (Mark Lewis kick)	6-27	38 - 49
4th	05:22 MIL - Nate Forse 8 yd pass from Chris Greisen (Robert Forstrom kick)	2-16	38 - 56
4th	00:32 MIL - Antoine Burns 28 yd pass from Chris Greisen (Robert Forstrom kick)	2-35	38 - 63

TEAM STATS

	Dallas Vigilantes	Milwaukee Iron		Dallas Vigilantes	Milwaukee Iron
First Downs	26	25	Total Offense	263	309
Rushing	3	3	Total Plays	54	42
Passing	16	16	Yards Per Play	4.9	7.4
Penalty	7	6	Rushing Yards	26	14
Punts	0	0	Attempts	11	6
Yards Per Punt	0	0	Yards Per Rush	2.4	2.3
Kickoff Return Yds	124	57	Passing Yards		
Returns - Average	6 - 20.7	6 - 9.5	Attempts	43	36
Interception Ret Yds	0	0	Complete	24	23
Returns - Average	0 - 0	0 - 0	Intercepted	0	0
Fumbles Lost	1-1	0-0	Yards Per Pass	5.5	8.2
3rd-Down Conversions	2-7	2-5	Touchdowns	5	9
4th-Down Conversions	0-2	1-2	Rushing	2	3
			Passing	3	6
			Other	0	0
			Penalties - Yards	10 - 56	14 - 81

DALLAS VIGILANTES

MILWAUKEE IRON

Rushing					Rushing						
	ATT	YDS	TD	LG		ATT	YDS	TD	LG		
Collin Drafts	4	14	0	6	Anthony Jones	1	1	0	1		
Kenny Henderson	2	5	2	4	Chris Greisen	1	1	1	1		
Josh White	5	7	0	5	Tyre Young	4	12	2	7		
Passing					Passing						
	ATT	COMP	INT	YDS	TD		ATT	COMP	INT	YDS	TD
Collin Drafts	43	24	0	237	3	Chris Greisen	36	23	0	295	6
Receiving					Receiving						
	REC	YDS	TD	LG		REC	YDS	TD	LG		

Derek Lee	5	34	1	17	Anthony Jones	5	71	1	19
Matt Fields	12	128	0	19	Nate Forse	10	103	2	21
Kenny Henderson	7	75	2	19	Antoine Burns	8	121	3	29
Fumbles	FUM	LOST	REC	YDS	Fumbles	FUM	LOST	REC	YDS
Collin Drafts	1	1	0	0	Zarnell Fitch	0	0	1	0
Kicking	FG	LG	XP	PTS	Kicking	FG	LG	XP	PTS
Mark Lewis	1	20	5	8	Robert Forstrom	0	0	7	7
Kick Return	NO	YDS	TD	LG	Kick Return	NO	YDS	TD	LG
Chris Brown	1	0	0	0	Nate Forse	1	0	0	0
Eddie Moten	1	9	0	9	Carlton Brown	1	0	0	0
Kenny Henderson	4	115	0	38	Antoine Burns	4	57	0	17
Defense	U-A	SCK	TFL	FF	Defense	U-A	SCK	TFL	FF
Brandon Pahula	1 - 1	0	0	0	Tracy Belton	6 - 4	0	0	0
Chris Brown	2 - 0	0	0	0	Tyus Jackson	0 - 1	0	0	0
Duke Pettijohn	1 - 2	0	0.5	0	Marcus Everett	3 - 1	0	0	0
Eddie Moten	8 - 1	0	0	0	Nate Forse	1 - 1	0	0	0
Jason Harmon	5 - 1	0	0	0	Carlton Brown	6 - 2	0	0	0
Matt Fields	1 - 1	0	0	0	Khreem Smith	2 - 2	2	2	0
Mike Landry	0 - 1	0	0.5	0	Robert Forstrom	2 - 0	0	0	0
Tommy Taggart	1 - 1	0	0	0	Zarnell Fitch	1 - 0	0	0	0
Josh White	1 - 0	0	0	0	Virgil Gray	3 - 4	0	0	0
Reggie Lewis	1 - 0	0	0	0	Anthony Ivey	1 - 0	0	0	0
David Hicks	1 - 0	0	0	0	Brian Robinson	2 - 1	0	0	0



Bossier-Shrv. 70

June 5, 2010 - American Airlines Center - Dallas, TX

Dallas 69



DALLAS, TX -- The Dallas Vigilantes lost a heartbreaker 70-69 to the Bossier-Shreveport Battle Wings Saturday night at the American Airlines Center. Dallas fought valiantly to come back in the second half and take a lead into the final minutes of the game. The Battle Wings scored with 0:00 on the clock to pull within 69-68 and down one point, head coach Jon Norris decided to go for the win rather than kick an extra point and Bossier-Shreveport converted the two point attempt. Dallas (1-7) has now lost five straight games while Bossier-Shreveport snapped a six game losing streak. Dallas quarterback Collins Drafts was 17-of-26 for 191 yards and a career-high eight touchdowns and rushed for one touchdown. Dallas wide receivers Derek Lee and Matt Fields had three touchdown receptions each. Kenny Henderson had a marvelous game receiving and returning kickoffs to take over the AFL lead in all-purpose yards. Henderson had seven catches for 74 yards and two touchdowns and 215 return yards. Bossier-Shreveport (3-6) had a fantastic all around game from quarterback Gary Cooper, who tossed for 313 yards on 32-of-41 passing and seven touchdowns. Receiver Randy Hymes led the Battle Wings with 93 yards and two touchdowns. James Jordan contributed three touchdowns and PJ Berry had two. On one of the more spectacular returns in recent memory, Henderson returned a BS kickoff 54 yards to the one yard line, reversing fields twice and eluding the entire Battle Wings coverage unit.

	1	2	3	4	T
Bossier-Shreveport Battle Wings	21	13	14	22	70
Dallas Vigilantes	7	20	28	14	69

SCORING SUMMARY

Qtr.	Description	Pl-Yd TOP	V-H
1st	10:55 BSH - Gus Tyson 3 yd run (Nick Gatto kick)	5-39	7 - 0
1st	05:35 DAL - Derek Lee 18 yd pass from Collin Drafts (Mark Lewis kick)	5-37	7 - 7
1st	01:29 BSH - Randy Hymes 19 yd pass from Gary Cooper (Nick Gatto kick)	6-46	14 - 7
1st	00:00 BSH - Willis Marshall 22 yd interception return (Nick Gatto kick)	0-0	21 - 7
2nd	12:36 DAL - Derek Lee 9 yd pass from Collin Drafts (Mark Lewis kick)	3-22	21 - 14
2nd	07:41 BSH - James Jordan 9 yd pass from Gary Cooper (Nick Gatto kick)	6-46	28 - 14
2nd	04:08 DAL - Collin Drafts 9 yd run (Mark Lewis kick)	5-34	28 - 21
2nd	00:12 DAL - Kenny Henderson 24 yd pass from Collin Drafts (Mark Lewis kick no good)	1-24	28 - 27

2nd	00:00 BSH - Randy Hymes 19 yd pass from Gary Cooper (Nick Gatto run no good)	1-19	34 - 27
3rd	13:55 DAL - Kenny Henderson 7 yd pass from Collin Drafts (Mark Lewis kick)	1-14	34 - 34
3rd	11:29 BSH - PJ Berry 19 yd pass from Gary Cooper (Nick Gatto kick)	3-30	41 - 34
3rd	07:57 DAL - Matt Fields 9 yd pass from Collin Drafts (Mark Lewis kick)	3-1	41 - 41
3rd	04:18 BSH - James Jordan 4 yd pass from Gary Cooper (Nick Gatto kick)	5-38	48 - 41
3rd	02:08 DAL - Matt Fields 9 yd pass from Collin Drafts (Mark Lewis kick)	3-23	48 - 48
3rd	00:01 DAL - Derek Lee 13 yd pass from Collin Drafts (Mark Lewis kick)	2-38	48 - 55
4th	12:06 BSH - PJ Berry 18 yd pass from Gary Cooper (Nick Gatto kick)	4-39	55 - 55
4th	09:23 DAL - Matt Fields 22 yd pass from Collin Drafts (Mark Lewis kick)	3-37	55 - 62
4th	06:51 DAL - Duke Pettijohn 14 yd fumble return (Mark Lewis kick)	0-3	55 - 69
4th	05:13 BSH - Gary Cooper 1 yd run (Nick Gatto kick)	2-4	62 - 69
4th	00:00 BSH - James Jordan 5 yd pass from Gary Cooper (James Jordan pass)	8-37	70 - 69

TEAM STATS

	Bossier-Shreveport Battle Wings	Dallas Vigilantes		Bossier-Shreveport Battle Wings	Dallas Vigilantes
First Downs	26	21	Total Offense	325	221
Rushing	2	2	Total Plays	49	29
Passing	20	12	Yards Per Play	6.6	7.6
Penalty	4	7	Rushing Yards	12	30
Punts	0	0	Attempts	8	3
Yards Per Punt	0	0	Yards Per Rush	1.5	10
Kickoff Return Yds	174	241	Passing Yards		
Returns - Average	8 - 21.8	10 - 24.1	Attempts	41	26
Interception Ret Yds	22	0	Complete	32	17
Returns - Average	1 - 22	0 - 0	Intercepted	0	1
Fumbles Lost	1-1	0-0	Yards Per Pass	7.6	7.3

3rd-Down Conversions	4-7	2-4	Touchdowns	10	10
4th-Down Conversions	2-2	1-1	Rushing	2	1
			Passing	7	8
			Other	1	1
			Penalties - Yards	9 - 87	11 - 70

BOSSIER-SHREVEPORT BATTLE WINGS

DALLAS VIGILANTES

Rushing	ATT	YDS	TD	LG	Rushing	ATT	YDS	TD	LG		
PJ Berry	1	3	0	3	Collin Drafts	2	10	1	9		
Byron Douzart	1	-1	0	0	Josh White	1	20	0	20		
Gus Tyson	4	13	1	8							
Gary Cooper	2	-3	1	1							
Passing	ATT	COMP	INT	YDS	TD	Passing	ATT	COMP	INT	YDS	TD
Gary Cooper	41	32	0	313	7	Collin Drafts	26	17	1	191	8
Receiving	REC	YDS	TD	LG	Receiving	REC	YDS	TD	LG		
PJ Berry	11	90	2	19	Derek Lee	6	65	3	18		
Randy Hymes	7	93	2	19	Matt Fields	4	52	3	22		
James Jordan	10	84	3	15	Kenny Henderson	7	74	2	24		
Willis Marshall	4	46	0	21							
Fumbles	FUM	LOST	REC	YDS	Fumbles	FUM	LOST	REC	YDS		
Gary Cooper	1	1	0	0	Duke Pettijohn	0	0	1	14		
Kicking	FG	LG	XP	PTS	Kicking	FG	LG	XP	PTS		
Nick Gatto	0	0	8	8	Mark Lewis	0	0	9	9		
Kick Return	NO	YDS	TD	LG	Kick Return	NO	YDS	TD	LG		
PJ Berry	6	106	0	39	Derek Lee	1	0	0	0		
Willis Marshall	2	68	0	52	Jason Harmon	1	0	0	0		

Kenny Henderson 8 241 0 53

Defense	U-A	SCK	TFL	FF	Defense	U-A	SCK	TFL	FF
Marvin Byrdsong	1 - 0	0	0	0	Brandon Pahula	2 - 0	0	0	0
Jerron Wisham	3 - 0	0	0	0	Chris Brown	12 - 0	0	1	0
Byron Douzart	1 - 0	0	0	0	Duke Pettijohn	2 - 0	0	0	0
Willis Marshall	2 - 0	0	1	0	Jason Harmon	5 - 0	0	0	0
Elex Reed	2 - 0	0	0	0	Matt Fields	1 - 0	0	0	0
Moqut Ruffins	1 - 0	0	0	0	BJ Hall	5 - 0	0	0	0
Xavier Lawson Kennedy	1 - 0	1	1	0	Troy Mason	1 - 0	0	0	0
Phillip Geigger	2 - 0	0	0	0	Reggie Lewis	6 - 0	1	2	0
Nick Gatto	2 - 0	0	0	0	Tony Washington	1 - 0	0	0	0
Ahmad Brown	4 - 0	0	0	0	David Hicks	4 - 0	0	0	0
Jimmy Welker	1 - 0	0	0	0					



Tulsa 69



Dallas 51

June 11, 2010 - American Airlines Center - Dallas, TX

DALLAS, TX -- The aching continued for the Dallas Vigilantes as they dropped their sixth straight game, this time at home to the Tulsa Talons 69-51 Friday evening at the American Airlines Center. Dallas lost their first game of the season to the Talons in early April, and was looking to ignite some revenge coming into the contest. The start of the game would prove to be brighter than the finish. The Dallas defense came up strong on Tulsa's first drive, as a Justin Allgood was picked off by Jason Harmon on a pass into the end zone. The Vigilantes made their way the other direction, completing five passes and handing it off to Josh White for his eighth touchdown of the season. It didn't take long for Tulsa to answer back as Carlese Franklin streaked down the center for a short touchdown reception. Two plays later, Dallas' Kenny Henderson broke free of the Tulsa coverage falling to make a catch in the end zone and give Dallas a 14-7 lead. A stop from the Dallas defense would put Collin Drafts in a position to show off his skills and he bombed a 29-yard touchdown pass to Matt Fields to put the Vigilantes up 21-7. The Tulsa offense began to come alive tallying a quick touchdown in response to Dallas. Odie Armstrong punched in a quick slant TD from Allgood. The Talons would answer Dallas once again with a 10-yard touchdown pass to Donovan Morgan.

	1	2	3	4	T
Tulsa Talons	7	21	13	28	69
Dallas Vigilantes	14	17	13	7	51

SCORING SUMMARY

Qtr.	Description	PI-Yd TOP	V-H
1st	06:51 DAL - Josh White 2 yd run (Mark Lewis kick)	8-45	0 - 7
1st	04:14 TUL - Carlese Franklin 8 yd pass from Justin Allgood)	4-35	7 - 7
1st	02:35 DAL - Kenny Henderson 18 yd pass from Collin Drafts (Mark Lewis kick)	2-32	7 - 14
2nd	09:03 DAL - Matt Fields 29 yd pass from Collin Drafts (Mark Lewis kick)	6-46	7 - 21
2nd	06:46 TUL - Odie Armstrong 2 yd run)	3-42	14 - 21
2nd	05:08 DAL - Kenny Henderson 24 yd pass from Collin Drafts (Mark Lewis kick)	2-45	14 - 28
2nd	00:52 TUL - Donovan Morgan 10 yd pass from Justin Allgood)	7-44	21 - 28
2nd	00:19 DAL - Mark Lewis 20 yd field goal	4--5	21 - 31
2nd	00:04 TUL - Donovan Morgan 8 yd pass from Justin Allgood)	3-46	28 - 31
3rd	09:09 DAL - Josh White 1 yd run (Mark Lewis kick)	8-44	28 - 38
3rd	08:07 DAL - Larry Brackins 0 yd kickoff return (Mark Lewis kick no good)	0-0	28 - 44
3rd	06:55 TUL - Jeff Hughley 39 yd pass from Justin Allgood (Carlese Franklin pass no good)	1-49	34 - 44
3rd	05:14 TUL - Donovan Morgan 14 yd pass from Justin Allgood)	1-14	41 - 44
4th	12:03 TUL - Jeff Hughley 1 yd run)	5-35	48 - 44
4th	11:16 DAL - Kenny Henderson 56 yd kickoff return (Mark Lewis kick)	0-0	48 - 51
4th	10:05 TUL - Carlese Franklin 7 yd pass from Justin Allgood)	1-17	55 - 51
4th	03:14 TUL - Donovan Morgan 7 yd pass from Justin Allgood)	6-35	62 - 51
4th	00:35 TUL - Donovan Morgan 7 yd pass from Justin Allgood)	1-7	69 - 51

TEAM STATS

	Tulsa Talons		Dallas Vigilantes			Tulsa Talons		Dallas Vigilantes	
First Downs	31		21		Total Offense	415		259	
Rushing	3		4		Total Plays	43		44	
Passing	22		12		Yards Per Play	9.7		5.9	
Penalty	6		5		Rushing Yards	31		14	
Punts	0		0		Attempts	6		7	
Yards Per Punt	0		0		Yards Per Rush	5.2		2	
Kickoff Return Yds	97		172		Passing Yards				
Returns - Average	8 - 12.1		8 - 21.5		Attempts	37		37	
Interception Ret Yds	59		0		Complete	25		23	
Returns - Average	4 - 14.8		1 - 0		Intercepted	1		4	
Fumbles Lost	0-0		0-0		Yards Per Pass	10.4		6.6	
3rd-Down Conversions	2-4		3-7		Touchdowns	10		7	
4th-Down Conversions	0-1		0-1		Rushing	2		2	
					Passing	8		3	
					Other	0		2	
					Penalties - Yards	9 - 63		11 - 84	

TULSA TALONS

DALLAS VIGILANTES

	ATT	YDS	TD	LG		ATT	YDS	TD	LG
Rushing					Rushing				
Jeff Hughley	1	1	1	1	Collin Drafts	1	4	0	4
Carlese Franklin	1	7	0	7	Josh White	6	10	2	3
Justin Allgood	1	4	0	4					
Odie Armstrong	3	19	1	17					

Passing						Passing					
ATT	COMP	INT	YDS	TD		ATT	COMP	INT	YDS	TD	
Justin Allgood	37	25	1	384	8	Collin Drafts	37	23	4	245	3
Receiving					Receiving						
REC	YDS	TD	LG		REC	YDS	TD	LG			
Donovan Morgan	11	143	5	33	Derek Lee	6	66	0	20		
Jeff Hughley	6	104	1	39	Matt Fields	4	58	1	29		
Carlese Franklin	8	137	2	38	Kenny Henderson	10	104	2	24		
					Larry Brackins	2	13	0	8		
					Phil Bogle	1	4	0	4		
Fumbles					Fumbles						
FUM	LOST	REC	YDS		FUM	LOST	REC	YDS			
No Stats Available					No Stats Available						
Kicking					Kicking						
FG	LG	XP	PTS		FG	LG	XP	PTS			
Marco Capozzoli	0	0	9	9	Mark Lewis	1	28	6	9		
Kick Return					Kick Return						
NO	YDS	TD	LG		NO	YDS	TD	LG			
Jeff Hughley	6	97	0	22	Kenny Henderson	7	172	1	56		
Carlese Franklin	1	0	0	0	Larry Brackins	1	0	1	0		
Chris Royal	1	0	0	0							
Defense					Defense						
U-A	SCK	TFL	FF		U-A	SCK	TFL	FF			
Steve Watson	3 - 0	0	0	0	Brandon Pahula	3 - 0	0	0	0		
Carlese Franklin	1 - 0	0	0	0	Duke Pettijohn	2 - 0	1	1	0		
LaRico Stevenson	7 - 0	0	0	0	Jason Harmon	6 - 1	0	0	0		
Terrance Carter	1 - 0	0	0	0	Matt Fields	1 - 0	0	0	0		
Jamar Ransom	3 - 1	0	0	0	Kenny Henderson	1 - 0	0	0	0		
Jordan Bedore	1 - 0	0	0	0	Larry Brackins	2 - 0	0	0	0		
Gabe Nyenhuis	1 - 1	0	0	0	Mark Lewis	1 - 0	0	0	0		
Adam Huebner	1 - 2	1	1	0	Tony Washington	1 - 0	0	0	0		
Chris Royal	4 - 0	0	0	0	David Hicks	2 - 0	0	0	0		

Terrell Mingo	6 - 2	0	0	0	Will Pettis	7 - 1	0	0	0
					John Nix	3 - 0	0	0	0



Dallas 52

June 19, 2010 - Von Braun Civic Center - Huntsville, AL



Alabama 55

HUNTSVILLE, AL -- In perhaps the most gut-wrenching loss of the season, the Dallas Vigilantes failed to snap a six-game losing streak as Mark Lewis' attempt at a game-tying field goal ricocheted off the left post and the Vipers defeated the Vigilantes 55-52 Saturday evening at the Von Braun Center. Dallas (1-9) hung in the game till the very end despite losing starting quarterback Collin Drafts to injury late in the second quarter. Backup quarterback BJ Hall more than held his own by completing 16-of-31 attempts for 155 yards and three touchdowns, as well as 42 yards rushing on three attempts and a five-yard touchdown scamper. Kenny Henderson was the go-to guy yet again for Dallas, compiling 110 yards receiving on nine receptions and three more touchdowns. Derek Lee (7 receptions, 86 yards, 1 TD) and Larry Brackins (5 receptions, 66 yards, 1 TD) also had very good games for Dallas. Alabama (6-5) was led by quarterback Kevin Eakin, who completed 21-of-31 passes for 264 yards and seven touchdowns. The most important touchdown of the game proved to be the final one, a 26-yard connection to Michael Johnson which put the Vipers up for good. Johnson finished the evening with 117 yards on seven receptions and three receiving touchdowns. Larry Shipp also had a huge game for the Vipers with nine receptions for 113 yards and three touchdowns.

	1	2	3	4	
Dallas Vigilantes	14	17	7	14	52
Alabama Vipers	20	13	7	15	55

SCORING SUMMARY

Qtr.	Description	PI-Yd TOP	V-H
1st	12:09 ALA - Larry Shipp 14 yd pass from Kevin Eakin (Brian Jackson kick)	4-40	0 - 7
1st	06:25 DAL - Kenny Henderson 12 yd pass from Collin Drafts (Mark Lewis kick)	8-45	7 - 7
1st	03:20 ALA - Michael Johnson 35 yd pass from Kevin Eakin (Brian Jackson kick)	5-45	7 - 14
1st	01:00 DAL - Kenny Henderson 26 yd pass from Collin Drafts (Mark Lewis kick)	3-45	14 - 14
1st	00:05 ALA - CJ Johnson 56 yd kickoff return (Brian Jackson kick no good)	0-0	14 - 20

2nd	13:29 DAL - Duke Pettijohn 1 yd run (Mark Lewis kick)	2-34	21 - 20
2nd	08:23 ALA - Larry Shipp 18 yd pass from Kevin Eakin (Brian Jackson kick)	7-46	21 - 27
2nd	05:42 DAL - Mark Lewis 18 yd field goal	4-7	24 - 27
2nd	02:27 ALA - Michael Johnson 27 yd pass from Kevin Eakin (Brian Jackson kick no good)	4-45	24 - 33
2nd	00:22 DAL - Larry Brackins 7 yd pass from BJ Hall (Mark Lewis kick)	5-45	31 - 33
3rd	12:39 ALA - CJ Johnson 3 yd pass from Kevin Eakin (Brian Jackson kick)	3-5	31 - 40
3rd	04:57 DAL - BJ Hall 5 yd run (Mark Lewis kick)	8-42	38 - 40
4th	13:53 DAL - Kenny Henderson 20 yd pass from BJ Hall (Mark Lewis kick)	6-30	45 - 40
4th	09:49 ALA - Larry Shipp 14 yd pass from Kevin Eakin (Michael Johnson pass)	5-45	45 - 48
4th	04:43 DAL - Derek Lee 28 yd pass from BJ Hall (Mark Lewis kick)	7-45	52 - 48
4th	02:20 ALA - Michael Johnson 26 yd pass from Kevin Eakin (Brian Jackson kick)	3-43	52 - 55

TEAM STATS

	Dallas Vigilantes	Alabama Vipers		Dallas Vigilantes	Alabama Vipers
First Downs	20	16	Total Offense	316	271
Rushing	4	1	Total Plays	48	34
Passing	15	15	Yards Per Play	6.6	8
Penalty	1	0	Rushing Yards	49	7
Punts	0	0	Attempts	5	3
Yards Per Punt	0	0	Yards Per Rush	9.8	2.3
Kickoff Return Yds	79	114	Passing Yards		
Returns - Average	6 - 13.2	6 - 19	Attempts	43	31
Interception Ret Yds	8	0	Complete	22	21
Returns - Average	1 - 8	0 - 0	Intercepted	0	1
Fumbles Lost	0-0	0-0	Yards Per Pass	6.2	8.5
3rd-Down Conversions	4-9	5-6	Touchdowns	7	8
4th-Down Conversions	3-3	0-0	Rushing	2	0

Passing	5	7
Other	0	1
Penalties - Yards	4 - 19	4 - 23

DALLAS VIGILANTES

ALABAMA VIPERS

Rushing					Rushing						
ATT	YDS	TD	LG		ATT	YDS	TD	LG			
Collin Drafts	1	6	0	6	Dan Alexander	2	2	0	4		
Duke Pettijohn	1	1	1	1	Kevin Eakin	1	5	0	5		
BJ Hall	3	42	1	34							
Passing					Passing						
ATT	COMP	INT	YDS	TD	ATT	COMP	INT	YDS	TD		
Collin Drafts	12	6	0	112	2	Kevin Eakin	31	21	1	264	7
BJ Hall	31	16	0	155	3						
Receiving					Receiving						
REC	YDS	TD	LG		REC	YDS	TD	LG			
Derek Lee	7	86	1	28	Jeremy Grier	1	12	0	12		
Kenny Henderson	9	110	3	26	CJ Johnson	4	22	1	8		
Larry Brackins	5	66	1	33	Michael Johnson	7	117	3	35		
Phil Bogle	1	5	0	5	Larry Shipp	9	113	3	18		
Fumbles					Fumbles						
FUM	LOST	REC	YDS		FUM	LOST	REC	YDS			
No Stats Available					No Stats Available						
Kicking					Kicking						
FG	LG	XP	PTS		FG	LG	XP	PTS			
Mark Lewis	1	26	7	10	Brian Jackson	0	0	5	5		
Kick Return					Kick Return						
NO	YDS	TD	LG		NO	YDS	TD	LG			
Jason Harmon	1	0	0	0	CJ Johnson	5	114	1	56		
Kenny Henderson	5	79	0	22	Raeshan Ball	1	0	0	0		
Defense					Defense						
U-A	SCK	TFL	FF		U-A	SCK	TFL	FF			
Brandon Pahula	1 - 2	0	0.5	0	Travis Coleman	3 - 1	0	0	0		
Chris Brown	2 - 0	0	0	0	Jeremy Grier	1 - 2	0	0	0		

Jason Harmon	0 - 1	0	0	0	Vince Hill	5 - 4	0	0	0
Justin Warren	4 - 0	0	0	0	Aaron McConnell	0 - 1	0	0	0
Tommy Taggart	2 - 1	0	0.5	0	Eric Scott	1 - 1	1	1	0
Reggie Lewis	2 - 0	0	0	0	Larry Shipp	1 - 0	0	0	0
John Nix	0 - 1	0.5	0.5	0	Eric Crosby	2 - 2	0	0	0
Gillis Wilson	1 - 1	0.5	0.5	0	Stephen Wasil	1 - 2	0	0	0
Delenall Reid	6 - 2	0	0	0	Raeshan Ball	6 - 1	0	0	0



Dallas 31

June 26, 2010 - Cox Convention Center - Oklahoma City, OK



Oklahoma City 35

OKLAHOMA CITY, OK -- In what looked like a guaranteed win and a victory to snap a seven-game losing streak instead turned into unbelievable heartbreak for the Vigilantes Friday evening at the BOX Center as the Oklahoma City Yard Dawgz stole a victory 35-31. Dallas had a 31-22 lead with five minutes remaining but saw the advantage cut to 31-29 when Chad Cook scored on a one-yard touchdown with one minute remaining. OKC's attempt at an onside kick was then batted out of bounds and Dallas needed just a first down to end the game. Instead BJ hall had a negative rush, threw an incomplection and was then sacked to setup a 38-yard field goal attempt from Mark Lewis. The kick sailed wide left and off the net to keep the Yard Dawgz alive. Two plays later Tommy Grady connected with Craig Fulton Jr. on a 24-yard touchdown to put OKC up 35-31, a lead they would not succumb. Dallas would have one final attempt at a touchdown from the Yard Dawgz 14-yard line, but Hall threw his second interception of the evening. Dallas (1-10) has now lost eight straight games, a majority of which were decided in the all-important fourth quarter. The Vigilantes remain winless on the road and interim head coach James Fuller is now 0-5 since taking over midseason. Hall completed 25-of-39 passes for 243 yard and three touchdowns but had the two costly interceptions. Matt Fields was Dallas' leading receiver with nine receptions for 123 yards and three touchdowns.

	1	2	3	4	T
Dallas Vigilantes	0	17	7	7	31
Oklahoma City Yard Dawgz	6	10	0	19	35

SCORING SUMMARY

Qtr.	Description	PI-Yd TOP	V-H
1st	09:35 OKC - Craig Fulton Jr. 18 yd pass from Tommy Grady (Michael Salerno kick no good)	3-37	0 - 6
2nd	13:43 DAL - Brandon Pahula 3 yd fumble return (Mark Lewis kick)	0-0	7 - 6
2nd	07:01 DAL - Mark Lewis 15 yd field goal	8-28	10 - 6
2nd	04:29 OKC - Al Hunt 24 yd pass from Tommy Grady (Michael Salerno kick)	4-39	10 - 13
2nd	00:41 DAL - Matt Fields 26 yd pass from BJ Hall (Mark Lewis kick)	2-27	17 - 13
2nd	00:01 OKC - Michael Salerno 14 yd field goal	9-38	17 - 16
3rd	03:23 DAL - Matt Fields 31 yd pass from BJ Hall (Mark Lewis kick)	4-49	24 - 16
4th	09:31 OKC - Xavier Lee 44 yd pass from Tommy Grady (Al Hunt run no good)	6-45	24 - 22
4th	05:29 DAL - Matt Fields 19 yd pass from BJ Hall (Mark Lewis kick)	6-44	31 - 22
4th	01:00 OKC - Chad Cook 1 yd run (Michael Salerno kick)	9-45	31 - 29
4th	00:15 OKC - Craig Fulton Jr. 24 yd pass from Tommy Grady (Al Hunt pass no good)	3-45	31 - 35

TEAM STATS

	Dallas Vigilantes	Oklahoma City Yard Dawgz		Dallas Vigilantes	Oklahoma City Yard Dawgz
First Downs	14	21	Total Offense	270	339
Rushing	2	1	Total Plays	45	62
Passing	11	17	Yards Per Play	6	5.5
Penalty	1	3	Rushing Yards	27	0
Punts	0	0	Attempts	6	6
Yards Per Punt	0	0	Yards Per Rush	4.5	0
Kickoff Return Yds	77	45	Passing Yards		
Returns - Average	5 - 15.4	3 - 15	Attempts	39	56
Interception Ret Yds	-5	9	Complete	25	26
Returns - Average	2 - -2.5	2 - 4.5	Intercepted	2	2
Fumbles Lost	4-1	2-1	Yards Per Pass	6.2	6.1

3rd-Down Conversions	2-9	5-12	Touchdowns	4	5
4th-Down Conversions	1-3	0-3	Rushing	0	1
			Passing	3	4
			Other	1	0
			Penalties - Yards	9 - 66	5 - 25

DALLAS VIGILANTES

OKLAHOMA CITY YARD DAWGZ

Rushing	ATT	YDS	TD	LG	Rushing	ATT	YDS	TD	LG		
Duke Pettijohn	2	14	0	8	Tommy Grady	2	-2	0	0		
BJ Hall	4	13	0	18	AJ Haglund	1	0	0	0		
					Al Hunt	1	0	0	0		
					Chad Cook	2	2	1	1		
Passing	ATT	COMP	INT	YDS	TD	Passing	ATT	COMP	INT	YDS	TD
BJ Hall	39	25	2	243	3	Tommy Grady	56	26	2	339	4
Receiving	REC	YDS	TD	LG	Receiving	REC	YDS	TD	LG		
Derek Lee	4	47	0	22	Craig Fulton Jr.	8	92	2	24		
Duke Pettijohn	2	-3	0	2	Anthony Hines	1	8	0	8		
Matt Fields	9	123	3	31	Al Hunt	7	92	1	24		
Kenny Henderson	9	76	0	19	Xavier Lee	9	143	1	44		
Larry Brackins	1	0	0	0	Chad Cook	1	4	0	4		
Fumbles	FUM	LOST	REC	YDS	Fumbles	FUM	LOST	REC	YDS		
Brandon Pahula	0	0	1	3	Tommy Grady	2	1	0	0		
Matt Fields	1	1	0	0	Mkristo Bruce	0	0	1	0		
Kenny Henderson	2	0	0	0							
BJ Hall	1	0	0	0							
Kicking	FG	LG	XP	PTS	Kicking	FG	LG	XP	PTS		
Mark Lewis	1	23	4	7	Michael Salerno	1	22	2	5		

Kick Return	NO	YDS	TD	LG	Kick Return	NO	YDS	TD	LG
Kenny Henderson	5	77	0	29	Craig Fulton Jr.	3	45	0	19
Defense	U-A	SCK	TFL	FF	Defense	U-A	SCK	TFL	FF
TEAM	2 - 0	0	0	0	Dustin Barno	1 - 1	1	1	0
Brandon Pahula	2 - 0	0	0	0	Mervin Brookins	1 - 0	0	0	0
Chris Brown	5 - 2	0	0	0	Michael Brown	1 - 2	0	0	1
Derek Lee	2 - 0	0	0	0	Mondre Dickerson	1 - 0	0	0	0
Jason Harmon	7 - 3	0	0	0	Craig Fulton Jr.	2 - 0	0	0	0
Matt Fields	0 - 1	0	0	0	Al Hunt	1 - 0	0	0	0
Justin Warren	3 - 2	1	1	0	Kevin McCollough	2 - 3	0	0	0
Kenny Henderson	0 - 1	0	0	0	Mkristo Bruce	4 - 2	1	2	0
Will Pettis	2 - 2	0	0	0	David Hyland	3 - 4	0	0	0
John Nix	2 - 0	0	0	0	Xavier Lee	2 - 0	0	0	0
Gillis Wilson	0 - 1	0	0	0	Fred Shaw	5 - 3	0	0	0
Delenall Reid	3 - 1	0	0	0	Steve Coleman	0 - 1	0.5	0.5	0
					Brandon Perkins	3 - 4	1.5	1.5	0
					Sergio Gilliam	2 - 0	0	1	0



Iowa 59



Dallas 38

July 2, 2010 - American Airlines Center - Dallas, TX

DALLAS, TX -- The Dallas Vigilantes lost their ninth straight game Friday night at the American Airlines Center as the Iowa Barnstormers cruised to a 59-38 victory. Costly turnovers and failed fourth down conversions were the ultimate downfall for Dallas, which fell to 1-11 on the season. The Dallas offense could not get in a groove and Iowa capitalized on nearly every Vigilantes miscue. The Vigilantes had multiple chances to own a lead heading into halftime but the missed opportunities on fourth down sent them to the locker room down 23-17. The second half was all about Iowa, as they outscored the Vigilantes by 15 points. The first half provided some early fireworks as Dallas would strike two minutes into the game when Collin Drafts found Derek Lee in the back corner of the end zone on a seven-yarder. The score came one play after Drafts connected with Kenny Henderson on a deep 35-yard pass. Following an Iowa touchdown, Dallas regained the lead with just under six minutes left in the first quarter on a short TD run by Drafts. Dallas quarterback Collin Drafts would finish the game completing

20-of-40 passes for 220 yards and three touchdowns but also threw two interceptions. Kenny Henderson led the Dallas receivers with seven catches for 79 yards and one touchdown. Fellow wideout Derek Lee contributed seven catches for 70 yards and a touchdown as well. Dallas would attempt to drive for a score late in the game, but Iowa's Khalil Carter picked off a Drafts pass to crush all Dallas hopes of a victory.

	1	2	3	4	
Iowa Barnstormers	7	16	15	21	59
Dallas Vigilantes	14	3	7	14	38

SCORING SUMMARY

Qtr.	Description	PI-Yd TOP	V-H
------	-------------	-----------	-----

TEAM STATS

	Iowa Barnstormers	Dallas Vigilantes		Iowa Barnstormers	Dallas Vigilantes
First Downs	19	19	Total Offense	255	220
Rushing	5	2	Total Plays	38	46
Passing	12	14	Yards Per Play	6.7	4.8
Penalty	2	3	Rushing Yards	35	0
Punts	0	0	Attempts	12	6
Yards Per Punt	0	0	Yards Per Rush	2.9	0
Kickoff Return Yds	113	139	Passing Yards		
Returns - Average	5 - 22.6	9 - 15.4	Attempts	26	40
Interception Ret Yds	32	4	Complete	17	20
Returns - Average	2 - 16	1 - 4	Intercepted	1	2
Fumbles Lost	0-0	1-0	Yards Per Pass	8.5	5.5
3rd-Down Conversions	3-5	6-9	Touchdowns	8	5
4th-Down Conversions	1-2	0-2	Rushing	3	2
			Passing	4	3
			Other	1	0

Penalties - Yards

8 - 59

10 - 62

IOWA BARNSTORMERS

DALLAS VIGILANTES

Rushing					Rushing						
ATT	YDS	TD	LG		ATT	YDS	TD	LG			
Brian Villanueva	2	1	0	1	Collin Drafts	4	-2	2	1		
Ryan Vena	3	7	2	5	Duke Pettijohn	1	2	0	2		
Rodney Filer	7	27	1	9	Kenny Henderson	1	0	0	0		
Passing					Passing						
ATT	COMP	INT	YDS	TD	ATT	COMP	INT	YDS	TD		
Brian Villanueva	1	1	0	3	0	Collin Drafts	40	20	2	220	3
Ryan Vena	25	16	1	217	4						
Receiving					Receiving						
REC	YDS	TD	LG		REC	YDS	TD	LG			
Erick McCown	7	62	1	12	Derek Lee	7	70	1	17		
Tommy Ellingworth	1	3	0	3	Duke Pettijohn	1	18	0	18		
Larry Kendrick	2	28	0	20	Matt Fields	2	24	0	14		
Jesse Schmidt	7	127	3	39	Kenny Henderson	5	79	1	35		
					Will Pettis	5	29	1	13		
Fumbles					Fumbles						
FUM	LOST	REC	YDS		FUM	LOST	REC	YDS			
					Collin Drafts	1	0	0	0		
Kicking					Kicking						
FG	LG	XP	PTS		FG	LG	XP	PTS			
Jeff Glas	0	0	7	7	Mark Lewis	1	44	5	8		
Kick Return					Kick Return						
NO	YDS	TD	LG		NO	YDS	TD	LG			
Jeff Glas	1	6	0	6	Kenny Henderson	8	139	0	29		
Jason Simpson	1	19	0	19	David Hicks	1	0	0	0		
Larry Kendrick	3	88	1	55							
Defense					Defense						
U-A	SCK	TFL	FF		U-A	SCK	TFL	FF			
Khalil Carter	3 - 0	0	0	0	Brandon Pahula	1 - 1	0	0	0		
Jason Simpson	3 - 0	0	0	0	Chris Brown	5 - 0	0	0	0		

Micah King	1 - 0	1	1	0	Duke Pettijohn	3 - 2	0	0	0
Tanner Varner	8 - 0	0	0	0	Jason Harmon	6 - 0	0	0	0
Jesse Schmidt	2 - 1	0	0	0	Justin Warren	2 - 0	1	1	0
Derrick Byrd	4 - 1	0	0	0	Larry Brackins	1 - 0	0	0	0
Brent Curvey	2 - 0	0	0	0	Adrian Gonzalez	0 - 1	0	0	0
Alfred Petersen	2 - 0	1	2	0	David Hicks	1 - 0	0	0	0
					Will Pettis	3 - 0	0	0	0
					John Nix	2 - 0	0	0	0



Tampa Bay 56

Dallas 34

July 9, 2010 - American Airlines Center - Dallas, TX

DALLAS, TX -- The Dallas Vigilantes (1-12) were handed their 10th straight loss Friday night as they fell 56-34 to the Tampa Bay Storm. Dallas played well in the first half but managed only ten second half points in what became a physical and penalty-filled game. Tampa (10-3) scored 28 in the second half en route to their eighth straight victory. Late in the first quarter with Dallas down 7-0, the Vigilantes' Delenall Reid picked off a Brett Dietz pass which caromed off the left crossbar. Six plays later, Vigilantes quarterback Collin Drafts would find Matt Fields over the middle for an 18-yard touchdown which knotted the score at 7-7. The 7-7 score would carry over to the second quarter, but Dietz found Hank Edwards in the corner of the end zone four minutes into the frame to give Tampa a seven point advantage. Dallas struck back three minutes later on a 14-yard Derek Lee touchdown reception. Lee amassed eight catches for 127 yards and two touchdowns to lead the Vigilantes receivers. Fields added 75 yards and two touchdowns. Drafts went 25-of-42 for 256 yards, four touchdowns and no interceptions. With four minutes remaining in the first half, Dietz tossed his third touchdown of the game, to give him 87 on the season and a Tampa Bay franchise record. Drafts would answer in the last minute with a beautiful 20-yard touchdown pass to Lee.

	1	2	3	4	T
Tampa Bay Storm	7	21	14	14	56
Dallas Vigilantes	7	17	10	0	34

SCORING SUMMARY

Qtr.	Description	PI-Yd TOP	V-H
1st	10:21 TAM - Sedrick Robinson 30 yd pass from Brett Dietz (Garrett Rivas kick)	5-48	7 - 0
1st	00:15 DAL - Matt Fields 18 yd pass from Collin Drafts (Mark Lewis kick)	5-44	7 - 7
2nd	10:36 TAM - Hank Edwards 7 yd pass from Brett Dietz (Garrett Rivas kick)	7-38	14 - 7
2nd	06:43 DAL - Derek Lee 14 yd pass from Collin Drafts (Mark Lewis kick)	4-47	14 - 14
2nd	03:22 TAM - Tyrone Timmons 9 yd pass from Brett Dietz (Garrett Rivas kick)	4-46	21 - 14
2nd	00:21 DAL - Derek Lee 20 yd pass from Collin Drafts (Mark Lewis kick)	7-47	21 - 21
2nd	00:06 TAM - Sedrick Robinson 36 yd pass from Brett Dietz (Garrett Rivas kick)	2-48	28 - 21
2nd	00:00 DAL - Mark Lewis 29 yd field goal	1-20	28 - 24
3rd	10:41 DAL - Matt Fields 19 yd pass from Collin Drafts (Mark Lewis kick)	6-34	28 - 31
3rd	07:26 TAM - Tyrone Timmons 21 yd pass from Brett Dietz (Garrett Rivas kick)	3-42	35 - 31
3rd	05:09 TAM - Cliff Dukes 10 yd fumble return (Garrett Rivas kick)	0-0	42 - 31
3rd	00:37 DAL - Mark Lewis 15 yd field goal	6-34	42 - 34
4th	05:22 TAM - Hank Edwards 28 yd pass from Brett Dietz (Garrett Rivas kick)	1-28	49 - 34
4th	00:00 TAM - Terrence Royal 3 yd run (Garrett Rivas kick)	6-24	56 - 34

TEAM STATS

	Tampa Bay Storm	Dallas Vigilantes		Tampa Bay Storm	Dallas Vigilantes
First Downs	18	20	Total Offense	339	230
Rushing	2	1	Total Plays	36	46
Passing	15	11	Yards Per Play	9.4	5
Penalty	1	8	Rushing Yards	10	2
Punts	0	0	Attempts	5	4
Yards Per Punt	0	0	Yards Per Rush	2	0.5
Kickoff Return Yds	63	111	Passing Yards		
Returns - Average	4 - 15.8	9 - 12.3	Attempts	31	42

Interception Ret Yds	0	9	Complete	20	25
Returns - Average	0 - 0	2 - 4.5	Intercepted	2	0
Fumbles Lost	0-0	2-2	Yards Per Pass	10.6	5.4
3rd-Down Conversions	4-5	3-7	Touchdowns	8	4
4th-Down Conversions	1-1	1-2	Rushing	1	0
			Passing	6	4
			Other	1	0
			Penalties - Yards	14 - 108	8 - 49

TAMPA BAY STORM

DALLAS VIGILANTES

Rushing					Rushing						
ATT	YDS	TD	LG		ATT	YDS	TD	LG			
Terrence Royal	5	10	1	3	Collin Drafts	2	-3	0	9		
					Duke Pettijohn	2	5	0	4		
Passing					Passing						
ATT	COMP	INT	YDS	TD	ATT	COMP	INT	YDS	TD		
Brett Dietz	31	20	2	329	6	Collin Drafts	42	25	0	228	4
Receiving					Receiving						
REC	YDS	TD	LG		REC	YDS	TD	LG			
Hank Edwards	7	133	2	28	Derek Lee	8	99	2	34		
Thomas Kaleita	1	9	0	9	Duke Pettijohn	2	0	0	2		
Sedrick Robinson	5	105	2	36	Matt Fields	5	75	2	19		
Tyrone Timmons	7	82	2	21	Kenny Henderson	8	41	0	8		
					Larry Brackins	1	9	0	9		
					Phil Bogle	1	4	0	4		
Fumbles					Fumbles						
FUM	LOST	REC	YDS		FUM	LOST	REC	YDS			
Cliff Dukes	0	0	1	10	Collin Drafts	2	2	0	0		
Tim McGill	0	0	1	0							
Kicking					Kicking						
FG	LG	XP	PTS		FG	LG	XP	PTS			
Garrett Rivas	0	0	8	8	Mark Lewis	2	37	4	10		

Kick Return	NO	YDS	TD	LG	Kick Return	NO	YDS	TD	LG
Sedrick Robinson	4	63	0	19	Kenny Henderson	9	111	0	17
Defense	U-A	SCK	TFL	FF	Defense	U-A	SCK	TFL	FF
Cliff Dukes	2 - 0	1	1	1	Brandon Pahula	1 - 0	0	0	0
Michael Hawthorne	5 - 3	0	0	0	Duke Pettijohn	1 - 0	0	0	0
Brandon Hefflin	4 - 3	0	0	0	Jason Harmon	5 - 0	0	0	0
Tim McGill	3 - 0	1	1	0	Justin Warren	1 - 1	1	1	0
Sedrick Robinson	1 - 0	0	0	0	Tommy Taggart	1 - 0	0	0	0
Jermaine Smith	1 - 1	0	0	0	Reggie Lewis	1 - 0	0	0	0
Andrew Weatherford	2 - 0	0	0	0	David Hicks	4 - 0	0	0	0
Daryon Brutley	8 - 1	0	0	0	Will Pettis	2 - 1	0	0	0
Kelvin Kinney	0 - 1	0	0	0	Delenall Reid	6 - 0	0	0	0
Eric Ortiz	1 - 0	0	1	0					
Erick McIntosh	2 - 1	0	0	0					
Jacob Willis	1 - 0	0	0	0					



Dallas 65

July 17, 2010 - Allstate Arena - Rosemont, IL

Chicago 52



ROSEMONT, IL -- The streak is finally over. After 10 straight agonizing losses the Dallas Vigilantes got the gorilla off their back with an enormous 65-52 overtime victory over the first-place Chicago Rush Saturday evening at Allstate Arena. Dallas outscored Chicago 13-0 in overtime, the first time this season the Vigilantes went into extra periods. The Vigilantes scored on the opening possession of the extra frame on a gutsy fourth down pass from Drafts to Larry Brackins. Then, needing a stop to win the game, Delenall Reid came up with the biggest play of the season by intercepting Chicago's JJ Raterink and returning it all the way for a touchdown as the Vigilantes stormed the field. It was Reid's second interception of the night and his team-leading fourth of the season. The Vigilantes needed a clutch kick from Mark Lewis just to get to overtime and the veteran came through by nailing a 27-yarder as time expired. Dallas (2-12) won for the first time since defeating Oklahoma City on April 30 (55-34). Collin Drafts had the best game of his career and season by throwing for 302 yards and completing 30-of-45 passes for six touchdowns and no interceptions. Kenny Henderson led the way in receiving with 10 receptions for 110 yards and two touchdowns. Chicago (10-5) was led by Raterink, who was forced into the game after an injury to starter Russ Michna. Raterink completed 13-of-19 passes for 156 yards, three touchdowns and one costly interception.

	1	2	3	4	OT	
Dallas Vigilantes	14	14	7	17	13	65
Chicago Rush	0	23	14	15	0	52

SCORING SUMMARY

Qtr.	Description	PI-Yd TOP	V-H
------	-------------	-----------	-----

TEAM STATS

	Dallas Vigilantes	Chicago Rush		Dallas Vigilantes	Chicago Rush
First Downs	24	24	Total Offense	324	359
Rushing	4	3	Total Plays	51	46
Passing	17	19	Yards Per Play	6.4	7.8
Penalty	3	2	Rushing Yards	22	29
Punts	0	0	Attempts	6	10
Yards Per Punt	0	0	Yards Per Rush	3.7	2.9
Kickoff Return Yds	94	132	Passing Yards		
Returns - Average	6 - 15.7	9 - 14.7	Attempts	45	36
Interception Ret Yds	71	0	Complete	30	25
Returns - Average	2 - 35.5	0 - 0	Intercepted	0	2
Fumbles Lost	1-0	3-2	Yards Per Pass	6.7	9.2
3rd-Down Conversions	3-8	5-7	Touchdowns	9	7
4th-Down Conversions	2-4	1-1	Rushing	1	2
			Passing	6	5
			Other	2	0
			Penalties - Yards	8 - 47	12 - 82

DALLAS VIGILANTES

CHICAGO RUSH

Rushing					Rushing						
	ATT	YDS	TD	LG		ATT	YDS	TD	LG		
Collin Drafts	3	11	1	11	DeJuan Alfonzo	2	16	1	13		
Duke Pettijohn	3	11	0	5	Shawn McMackin	2	2	0	1		
					Russ Michna	3	6	0	10		
					JJ Raterink	2	5	1	4		
					Darnell Whitley	1	0	0	0		
Passing					Passing						
	ATT	COMP	INT	YDS	TD		ATT	COMP	INT	YDS	TD
Collin Drafts	45	30	0	302	6	Russ Michna	16	11	1	138	2
						JJ Raterink	19	13	1	156	3
						Syvelle Newton	1	1	0	36	0
Receiving					Receiving						
	REC	YDS	TD	LG		REC	YDS	TD	LG		
Collin Drafts	1	6	0	6	DeJuan Alfonzo	8	82	2	22		
Derek Lee	1	15	0	15	Palauni Ma Sun	1	7	1	7		
Duke Pettijohn	2	22	0	13	Alan Turner	5	90	0	36		
Matt Fields	9	78	1	20	Syvelle Newton	11	151	2	23		
Kenny Henderson	10	110	2	24							
Larry Brackins	6	59	3	23							
Will Pettis	1	12	0	12							
Fumbles					Fumbles						
	FUM	LOST	REC	YDS		FUM	LOST	REC	YDS		
TEAM	0	0	1	0	Josh Ferguson	1	1	0	0		
Collin Drafts	1	0	0	0	Russ Michna	2	1	0	0		
Jason Harmon	0	0	1	2							
Kicking					Kicking						
	FG	LG	XP	PTS		FG	LG	XP	PTS		
Mark Lewis	1	27	8	11	Chris Gould	0	0	6	6		
Kick Return					Kick Return						
	NO	YDS	TD	LG		NO	YDS	TD	LG		

Kenny Henderson	5	93	0	28	Josh Ferguson	1	0	0	0
Will Pettis	1	1	0	1	Chris Martin	8	132	0	30
Defense	U-A	SCK	TFL	FF	Defense	U-A	SCK	TFL	FF
Brandon Pahula	4 - 2	0	0	0	DeJuan Alfonzo	3 - 0	0	0	0
Duke Pettijohn	1 - 0	0	0	0	Josh Ferguson	8 - 1	0	0	0
Jason Harmon	4 - 0	0	0	0	Chris Gould	1 - 0	0	0	0
Justin Warren	2 - 0	1	1	0	Kenny Higgins	1 - 0	0	0	0
Larry Brackins	2 - 1	0	0	0	Chris Martin	5 - 1	0	0	0
Tommy Taggart	4 - 0	0	1	0	Shawn McMackin	1 - 0	0	0	0
Reggie Lewis	0 - 1	0	0	0	Quartez Vickerson	0 - 1	0	0	0
David Hicks	2 - 1	0	0	0	Will Thompson	2 - 0	0	0	0
Will Pettis	5 - 0	0	0	0	Joe Peters	0 - 1	0.5	0.5	0
John Nix	2 - 0	1	1	0	Nygel Rogers	7 - 0	0	0	0
Delenall Reid	8 - 1	0	0	0	Clifton Smith	2 - 1	0	0	0
					Darnell Whitley	1 - 0	0	0	0
					Mark Weivoda	0 - 1	0.5	0.5	0
					Mike Newkirk	4 - 2	2	3	0



Utah 51



Dallas 41

July 24, 2010 - American Airlines Center - Dallas TX

DALLAS, TX -- Following a huge win over the Chicago Rush last week, the Dallas Vigilantes could not find the same mojo and took a tough 51-41 loss at the hands of the Utah Blaze in front of a season high 9,123 fans Saturday night at the American Airlines Center. The first quarter would see Dallas (2-13) and Utah (2-13) exchange scores on each possession. The Vigilantes' touchdowns were the result of 20 and 13-yard touchdown passes from Collin Drafts to Derek Lee. Both Utah scores came on Aaron Boone receiving touchdowns. Drafts found Larry Brackins over the middle for a seven-yard score moments into the second quarter for a 20-14 Vigilantes lead. On Utah's following possession, a valiant stand by the Dallas defensive line put the Blaze in a fourth-and-goal situation, but once again Utah quarterback Mark Thorson found Boone for a score. Utah would miss the extra point attempt and leave the score 20-20 with just under nine minutes left in the half. After another Drafts to Brackins TD, the Vigilantes would fail on an onside kick attempt and Thorson found Wendall Williams for a game-tying touchdown on the next play from scrimmage. The Vigilantes would commit the game's first turnover when Drafts mishandled a snap on the ensuing possession. Drafts' night would end after the first half, but he completed 10-of-14 passes for 100 yards and four touchdowns. Lee and Brackins both caught three touchdown passes to provide all of the Vigilantes points.

Henderson led the way in receiving with 10 receptions for 110 yards and two touchdowns. Chicago (10-5) was led by Raterink, who was forced into the game after an injury to starter Russ Michna. Raterink completed 13-of-19 passes for 156 yards, three touchdowns and one costly interception.

	1	2	3	4	
Utah Blaze	14	20	7	10	51
Dallas Vigilantes	13	14	14	0	41

SCORING SUMMARY

Qtr.	Description	PI-Yd TOP	V-H
1st	12:21 DAL - Derek Lee 20 yd pass from Collin Drafts (Mark Lewis kick no good)	2-38	0 - 6
1st	07:02 UTA - Aaron Boone 3 yd pass from Mark Thorson (Ben Scott kick)	8-34	7 - 6
1st	05:32 DAL - Derek Lee 13 yd pass from Collin Drafts (Mark Lewis kick)	2-9	7 - 13
1st	01:27 UTA - Aaron Boone 14 yd pass from Mark Thorson (Ben Scott kick)	6-47	14 - 13
2nd	14:19 DAL - Larry Brackins 7 yd pass from Collin Drafts (Mark Lewis kick)	3-36	14 - 20
2nd	08:43 UTA - Aaron Boone 2 yd pass from Mark Thorson (Ben Scott kick no good)	8-44	20 - 20
2nd	03:35 DAL - Larry Brackins 4 yd pass from Collin Drafts (Mark Lewis kick)	7-48	20 - 27
2nd	02:29 UTA - Wendall Williams 14 yd pass from Mark Thorson (Ben Scott kick)	1-14	27 - 27
2nd	00:14 UTA - Aaron Boone 3 yd pass from Mark Thorson (Ben Scott kick)	3-7	34 - 27
3rd	08:48 UTA - Damian Walker 5 yd pass from Mark Thorson (Ben Scott kick)	6-18	41 - 27
3rd	05:56 DAL - Larry Brackins 21 yd pass from Daniel Raudabaugh (Mark Lewis kick)	3-28	41 - 34
3rd	01:26 DAL - Derek Lee 15 yd pass from Daniel Raudabaugh (Mark Lewis kick)	4-55	41 - 41
4th	05:09 UTA - Aaron Boone 5 yd pass from Brett Elliott (Ben Scott kick)	8-41	48 - 41
4th	00:31 UTA - Ben Scott 9 yd field goal	5-40	51 - 41

TEAM STATS

	Utah Blaze	Dallas Vigilantes		Utah Blaze	Dallas Vigilantes
First Downs	25	20	Total Offense	287	237
Rushing	0	0	Total Plays	57	36
Passing	21	13	Yards Per Play	5	6.6
Penalty	4	7	Rushing Yards	-12	6
Punts	0	0	Attempts	10	5
Yards Per Punt	0	0	Yards Per Rush	-1.2	1.2
Kickoff Return Yds	50	144	Passing Yards		
Returns - Average	5 - 10	9 - 16	Attempts	47	31
Interception Ret Yds	22	10	Complete	28	19
Returns - Average	1 - 22	2 - 5	Intercepted	2	1
Fumbles Lost	3-1	3-3	Yards Per Pass	6.4	7.5
3rd-Down Conversions	3-10	2-4	Touchdowns	7	6
4th-Down Conversions	3-4	0-2	Rushing	0	0
			Passing	7	6
			Other	0	0
			Penalties - Yards	11 - 84	8 - 45

UTAH BLAZE

DALLAS VIGILANTES

Rushing					Rushing						
	ATT	YDS	TD	LG		ATT	YDS	TD	LG		
Brett Elliott	2	0	0	1	Collin Drafts	3	2	0	6		
Aaron LeSue	1	-1	0	0	Kenny Henderson	1	-1	0	0		
Damian Walker	5	3	0	1	Tommy Taggart	1	5	0	5		
Mark Thorson	2	-14	0	0							
Passing					Passing						
	ATT	COMP	INT	YDS	TD		ATT	COMP	INT	YDS	TD
Brett Elliott	9	6	0	80	1	Collin Drafts	14	10	1	100	4

Mark Thorson	38	22	2	219	6	Daniel Raudabaugh	17	9	0	131	2
Receiving	REC	YDS	TD	LG		Receiving	REC	YDS	TD	LG	
Aaron Boone	9	63	5	14		Derek Lee	5	69	3	20	
Wendall Williams	10	137	1	39		Matt Fields	3	48	0	23	
Aaron LeSue	6	69	0	22		Kenny Henderson	2	16	0	13	
Damian Walker	1	5	1	5		Larry Brackins	9	98	3	21	
Jason Boone	2	25	0	13							
Fumbles	FUM	LOST	REC	YDS		Fumbles	FUM	LOST	REC	YDS	
Wendall Williams	0	0	1	0		Collin Drafts	2	2	0	0	
Damian Walker	1	0	0	0		Derek Lee	1	1	0	0	
Mark Thorson	2	1	0	0		Justin Warren	0	0	1	0	
Jermaine Younger	0	0	2	0							
Kicking	FG	LG	XP	PTS		Kicking	FG	LG	XP	PTS	
Ben Scott	1	17	6	9		Mark Lewis	0	0	5	5	
Kick Return	NO	YDS	TD	LG		Kick Return	NO	YDS	TD	LG	
Aaron Boone	1	0	0	0		Matt Fields	1	0	0	0	
Wendall Williams	3	28	0	14		Kenny Henderson	4	62	0	20	
Brandon Taylor	1	22	0	22		Will Pettis	4	82	0	28	
Defense	U-A	SCK	TFL	FF		Defense	U-A	SCK	TFL	FF	
Aaron Boone	2 - 0	0	0	0		Brandon Pahula	5 - 0	0	1	1	
Chris Francies	1 - 0	0	0	0		Jason Harmon	10 - 0	0	0	0	
Vaka Manupuna	1 - 1	0	0	0		Justin Warren	1 - 0	0	0	0	
Caesar Rayford	2 - 0	1	2	0		Larry Brackins	1 - 0	0	0	0	
Wendall Williams	0 - 0	0	0	1		David Hicks	3 - 1	0	1	0	
Justin Phinisee	3 - 1	0	0	0		Will Pettis	6 - 0	0	1	0	
Brandon Taylor	7 - 0	0	0	0		John Nix	1 - 0	0	0	0	

Garrett Smith	1 - 1	0	0	0	Delenall Reid	3 - 0	0	0	0
Olukayoe Oredugba	2 - 0	0	0	0	Reggie Sullivan	2 - 1	0	0	0
Jermaine Younger	1 - 0	0	1	1					
Labrose Hedgeman	3 - 1	0	0	0					



Dallas 62

July 31, 2010 - CenturyTel Center – Bossier City, LA



Bossier-Shrv. 56

BOSSIER CITY, LA -- Dallas Vigilantes quarterback Daniel Raudabaugh was stellar in his first career start and wide receivers Derek Lee and Kenny Henderson had monster games to help lead Dallas to a 62-56 victory over the Bossier-Shreveport Battle Wings in the season finale Saturday at the CenturyTel Center. Raudabaugh, a former Coppell High School starter, completed 22-of-29 passes for 311 yards and a season-high and team-high eight touchdowns. Lee became Raudabaugh's main target in the second half and finished the evening with seven receptions for 131 yards and three touchdowns while Henderson grabbed nine passes for 146 yards and two touchdowns. Not only did Lee perform stellar on the offensive side of the ball, he also had a game-changing interception return for a touchdown in the third quarter. The Vigilantes (3-13) outscored the Battle Wings 48-28 in the second half en route to their second win in their last three games. Bossier-Shreveport (3-13) was led by quarterback Kinsmon Lancaster, who completed 22-of-38 passes for five touchdowns and 233 yards. He also had a 43-yard touchdown run. Dallas went into halftime trailing 28-14 after committing three costly turnovers in the game's first 30 minutes. On the team's first offensive possession, Lee coughed up the ball along the boards and the turnover immediately resulted in a Battle Wings touchdown to put Dallas behind the eight-ball 14-0.

	1	2	3	4	
Dallas Vigilantes	7	7	21	27	62
Bossier-Shreveport Battle Wings	14	14	7	21	56

SCORING SUMMARY

Qtr.	Description	PI-Yd TOP	V-H
1st	11:52 BSH - James Jordan 14 yd pass from Kinsmon Lancaster (Nick Gatto kick)	4-41	0 - 7
1st	06:53 BSH - James Jordan 3 yd pass from Kinsmon Lancaster (Nick Gatto kick)	6-16	0 - 14
1st	05:12 DAL - Matt Fields 14 yd pass from Daniel Raudabaugh (Mark Lewis kick)	2-33	7 - 14
2nd	09:45 BSH - Jason Schule 3 yd run (Nick Gatto kick)	4-15	7 - 21

2nd	00:59 DAL - Larry Brackins 5 yd pass from Daniel Raudabaugh (Mark Lewis kick)	5-19	14 - 21
2nd	00:05 BSH - James Jordan 19 yd pass from Kinsmon Lancaster (Nick Gatto kick)	4-41	14 - 28
3rd	11:43 DAL - Derek Lee 37 yd pass from Daniel Raudabaugh (Mark Lewis kick)	4-43	21 - 28
3rd	07:31 DAL - Derek Lee 20 yd pass from Daniel Raudabaugh (Mark Lewis kick)	1-10	28 - 28
3rd	03:19 BSH - Kinsmon Lancaster 5 yd run (Nick Gatto kick)	7-31	28 - 35
3rd	00:05 DAL - Kenny Henderson 44 yd pass from Daniel Raudabaugh (Mark Lewis kick)	2-37	35 - 35
4th	13:37 DAL - Derek Lee 10 yd interception return (Mark Lewis kick)	0-0	42 - 35
4th	09:44 DAL - Derek Lee 24 yd pass from Daniel Raudabaugh (Mark Lewis kick)	1-24	49 - 35
4th	07:29 BSH - PJ Berry 6 yd pass from Kinsmon Lancaster (Nick Gatto kick)	4-45	49 - 42
4th	01:26 DAL - Phil Bogle 6 yd pass from Daniel Raudabaugh (Mark Lewis kick no good)	6-44	55 - 42
4th	00:57 BSH - Kinsmon Lancaster 43 yd run (Nick Gatto kick)	1-43	55 - 49
4th	00:43 DAL - Kenny Henderson 25 yd pass from Daniel Raudabaugh (Mark Lewis kick)	1-25	62 - 49
4th	00:32 BSH - James Jordan 47 yd pass from Kinsmon Lancaster (Nick Gatto kick)	2-47	62 - 56

TEAM STATS

	Dallas Vigilantes	Bossier- Shreveport Battle Wings		Dallas Vigilantes	Bossier- Shreveport Battle Wings
First Downs	15	22	Total Offense	311	334
Rushing	0	4	Total Plays	33	51
Passing	13	15	Yards Per Play	9.4	6.5
Penalty	2	3	Rushing Yards	0	101
Punts	0	0	Attempts	4	13
Yards Per Punt	0	0	Yards Per Rush	0	7.8
Kickoff Return Yds	123	110	Passing Yards		
Returns - Average	8 - 15.4	8 - 13.8	Attempts	29	38
Interception Ret Yds	10	0	Complete	22	22
Returns - Average	1 - 10	1 - 0	Intercepted	1	1
Fumbles Lost	5-3	1-0	Yards Per Pass	10.7	6.1

3rd-Down Conversions	2-4	5-10	Touchdowns	9	8
4th-Down Conversions	1-1	1-3	Rushing	0	3
			Passing	8	5
			Other	1	0
			Penalties - Yards	11 - 78	4 - 20

DALLAS VIGILANTES

BOSSIER-SHREVEPORT BATTLE WINGS

Rushing	ATT	YDS	TD	LG	Rushing	ATT	YDS	TD	LG		
Tommy Taggart	2	2	0	2	PJ Berry	2	-2	0	0		
Daniel Raudabaugh	2	-2	0	0	Kinsmon Lancaster	6	65	2	43		
					Moqut Ruffins	0	23	0	23		
					Jason Schule	5	15	1	6		
Passing	ATT	COMP	INT	YDS	TD	Passing	ATT	COMP	INT	YDS	TD
Daniel Raudabaugh	29	22	1	311	8	Kinsmon Lancaster	38	22	1	233	5
Receiving	REC	YDS	TD	LG	Receiving	REC	YDS	TD	LG		
Derek Lee	7	131	3	37	PJ Berry	6	54	1	13		
Matt Fields	2	20	1	14	James Jordan	10	140	4	47		
Kenny Henderson	9	146	2	44	Willis Marshall	5	32	0	12		
Larry Brackins	2	7	1	5	Moqut Ruffins	1	7	0	7		
Phil Bogle	1	6	1	6							
Tommy Taggart	1	1	0	1							
Fumbles	FUM	LOST	REC	YDS	Fumbles	FUM	LOST	REC	YDS		
Derek Lee	1	1	0	0	Henry Bryant	0	0	1	8		
Matt Fields	1	0	0	0	Marvin Byrdsong	0	0	1	0		
Kenny Henderson	2	1	0	0	Kinsmon Lancaster	1	0	0	0		
Daniel Raudabaugh	1	1	0	0	Elex Reed	0	0	1	0		
Kicking	FG	LG	XP	PTS	Kicking	FG	LG	XP	PTS		

Mark Lewis	0	0	8	8	Nick Gatto	0	0	8	8
Kick Return	NO	YDS	TD	LG	Kick Return	NO	YDS	TD	LG
Derek Lee	1	0	0	0	PJ Berry	6	99	0	27
Kenny Henderson	7	123	0	32	Roland Cola	1	11	0	11
					Willis Marshall	1	0	0	0
Defense	U-A	SCK	TFL	FF	Defense	U-A	SCK	TFL	FF
Derek Lee	1 - 1	0	1	0	Henry Bryant	1 - 0	0	0	0
Duke Pettijohn	3 - 1	0	0.5	1	Marvin Byrdsong	2 - 3	0	0	0
Jason Harmon	7 - 0	0	0	0	Roland Cola	7 - 0	0	0	1
Justin Warren	2 - 4	2	2.5	0	Jerron Wisham	2 - 0	0	0	0
Kenny Henderson	1 - 0	0	0	0	Kimani Jones	0 - 1	0	0	0
Larry Brackins	0 - 1	0	0	0	Kinsmon Lancaster	1 - 0	0	0	0
Tommy Taggart	1 - 0	0	0	0	Xavier Lawson Kennedy	0 - 1	0	0	0
Reggie Lewis	1 - 1	0	0	0	Gus Tyson	3 - 2	0	0	0
David Hicks	1 - 4	0	0	0	Jason Schule	0 - 1	0	0	0
Will Pettis	4 - 2	0	0	0	Chris Merkle	3 - 1	0	0	0
Delenall Reid	5 - 2	0	0	0	Efe Osawemwenbe	1 - 2	0	0	2
Reggie Sullivan	4 - 0	0	0	0	Emmanuel Lockett	0 - 1	0	0	0

Vigilante Game Highs

Team Game Highs

- **Rushes:** 13 - at Tulsa (4/10)
- **Yards Rushing:** 49 - at Alabama (6/19)
- **Yards Per Rush:** 10.0 - vs. Bossier-Shreveport (6/5)
- **TD Rushes:** 3 - at Tulsa (4/10)
- **Pass Attempts:** 47 - at Tulsa (4/10)
- **Pass Completions:** 31 - at Tulsa (4/10)
- **Yards Passing:** 374 - at Tulsa (4/10)
- **Yards Per Pass:** 13.2 - vs. OKC (4/30)
- **TD Passes:** 8 – twice, at Bossier-Shreveport (7/31)
- **Total Plays:** 63 - at Tulsa (4/10)
- **Total Offense:** 361 - at Tulsa (4/10)
- **Yards Per Play:** 7.5 - vs. Orlando (5/7)
- **Points:** 69 - vs. Bossier-Shreveport (6/5)
- **First Downs:** 31 - at Tulsa (4/10)
- **Penalties:** 12 - (Twice, 4/10 & 4/30)
- **Penalty Yards:** 91 - at Tulsa (4/10)
- **Turnovers:** 7 - vs. Orlando (5/7)
- **Sacks By:** 4 - vs. OKC (4/30)
- **Interceptions By:** 2 – Twice, at Chicago (7/17)

Individual Game Highs

- **Rushes:** 9 - Josh White at Tulsa (4/10)
- **Yards Rushing:** 42 - BJ Hall at Alabama (6/19)
- **TD Rushes:** 3 - Josh White at Tulsa (4/10)
- **Long Rush:** 34 - BJ Hall at Alabama (6/19)
- **Pass Attempts:** 47 - Shane Stafford at Tulsa (4/10)
- **Pass Completions:** 31- Shane Stafford at Tulsa (4/10)
- **Yards Passing:** 374 - Shane Stafford at Tulsa (4/10)
- **TD Passes:** 8 - Collin Drafts vs. Bossier-Shreveport (6/5), Daniel Raudabaugh at Bossier-Shreveport (7/31)
- **Longest Pass:** 44 - Collin Drafts vs. Orlando (5/7), Shane Stafford at Tulsa (4/10)
- **Receptions:** 12 - Matt Fields at Milwaukee (5/29), Larry Brackins at Jacksonville (5/14), Derek Lee at Tulsa (4/10)
- **Yards Receiving:** 151 - Derek Lee at Tulsa (4/10)
- **TD Receptions:** 5 - Larry Brackins at Jacksonville (5/14)
- **Long Reception:** 44 - Derek Lee vs. Orlando (5/7), Larry Brackins at Tulsa (4/10)
- **Field Goals:** 2 - Mark Lewis vs. Tampa Bay (7/9)
- **Long Field Goal:** 44 - Mark Lewis vs. Iowa (7/2)
- **Long Kickoff Return:** 56 - Kenny Henderson vs. Tulsa (6/14)
- **Tackles:** 12 - Chris Brown vs. Bossier-Shreveport (6/5)
- **Sacks:** 2.0 - Mike Landry vs. Orlando (5/7), Justin Warren vs. OKC (4/30), at Bossier-Shreveport (7/31)
- **Interceptions:** 2 - Delenall Reid @ Chicago (7/17)

Vigilante Individual Statistics

Rushing	G	Att	Gain	Lost	Net	Avg	TD	Long	Avg/G
White, Josh	9	42	113	10	103	2.5	9	20	11.4
Drafts, Collin	13	35	124	44	80	2.3	6	15	6.2
Hall, BJ	3	7	61	6	55	7.9	1	34	18.3
Pettijohn, Duke	15	9	33	0	33	3.7	1	8	2.2
Henderson, Kenny	16	6	8	1	7	1.2	2	4	0.4
Taggart, Tommy	12	3	7	0	7	2.3	0	5	1.0
Raudabaugh, Daniel	2	2	0	2	-2	-1.0	0	0	-1.0
Stafford, Shane	1	4	0	25	-25	-6.3	0	0	-25.0
Totals	16	108	346	88	258	2.4	19	34	16.1
Opponent	16	124	386	57	329	2.7	31	43	20.6

Passing	G	Effic	Att	Cmp	Int	Pct	Yds	TD	Long	Avg/G
Drafts, Collin	13	106.7	430	262	15	0.609	2,972	60	44	228.6
Hall, BJ	3	91.3	70	41	2	0.586	398	6	31	132.7
Stafford, Shane	1	125.7	47	31	0	0.660	374	5	44	374.0
Raudabaugh, D.	2	128.8	46	31	1	0.674	442	10	44	221.0
Totals	16	109.7	593	365	18	0.616	4,186	81	44	261.6
Opponent	16	116.7	599	381	15	0.636	4,667	92	47	291.7

Receiving	G	No.	Yds	Avg	TD	Long	Avg/G
Henderson, Kenny	16	117	1,286	11.0	23	44	80.4
Lee, Derek	16	101	1,298	12.9	24	44	81.1
Brackins, Larry	14	61	734	12.0	20	44	52.4
Fields, Matt	13	58	686	11.8	11	31	52.8
Pettijohn, Duke	15	7	37	5.3	0	18	2.5
Pettis, Will	7	6	41	6.8	1	13	5.9

McCollister, Chavis	1	5	40	8.0	0	14	40.0
Bogle, Phil	16	4	19	4.8	1	6	2.7
White, Josh	9	3	31	10.3	1	12	3.4
Drafts, Collin	13	2	13	6.5	0	7	1.0
Taggart, Tommy	12	1	1	1.0	0	1	0.1
Totals	16	365	4,186	11.5	81	44	261.6
Opponent	16	381	4,667	12.2	92	47	291.7

Interceptions	No.	Yds	Avg	TD	Long
Reid, Delenall	4	77	0.7	1	50
Lee, Derek	4	28	0.3	1	10
Moten, Eddie	2	16	0.3	0	9
Harmon, Jason	2	0	0.1	0	0
Pettis, Will	2	2	0.4	0	4
Brown, Chris	1	23	0.1	1	23
Totals	15	146	0.9	3	50
Opponent	18	225	1.1	1	43

Kick Returns	No.	Yds	Avg	TD	Long
Henderson, Kenny	99	1,931	19.5	2	58
Pettis, Will	5	83	16.6	0	0
Moten, Eddie	4	20	5.0	0	0
Taggart, Tommy	1	10	10.0	1	10
Hicks, David	1	0	0.0	0	0
Brackins, Larry	1	0	0.0	1	0
Harmon, Jason	2	0	0.0	0	0
Fields, Matt	1	0	0.0	0	0
Brown, Chris	1	0	0.0	0	0
Lee, Derek	2	0	0.0	0	0
Totals	117	2,044	17.5	4	58
Opponent	98	1,529	15.6	2	58

Fumble Returns	No.	Yds	Avg	TD	Long
Brown, Chris	1	17	17.0	0	17
Pettijohn, Duke	1	14	14.0	1	14
Pahulu, Brendan	1	3	3.0	1	3
Harmon, Jason	1	2	2.0	1	2
Totals	4	36	9.0	3	17
Opponent	10	187	18.0	5	50

----- PAT -----

Scoring	TD	FGs	Kick	Rush	Rcv	Pass	DXP	Saf	Points
Henderson, K.	28	0	0/0	1/1	0	0/0	0	0	170
Lee, Derek	25	0	0/0	0/0	0	0/0	0	0	150
Lewis, Mark	0	9	101/107	0/0	0	0/0	0	0	128
Brackins, Larry	21	0	0/0	0/0	0	0/0	0	0	126
Fields, Matt	11	0	0/0	0/0	0	0/0	0	0	66
White, Josh	10	0	0/0	0/0	0	0/0	0	0	60
Drafts, Collin	6	0	0/0	0/0	0	0/2	0	0	36
Pettijohn, Duke	2	0	0/0	0/0	0	0/0	0	0	12
Harmon, Jason	1	0	0/0	0/0	0	0/0	0	0	6
Pahlu, Brendan	1	0	0/0	0/0	0	0/0	0	0	6
Brown, Chris	1	0	0/0	0/0	0	0/0	0	0	6
Hall, BJ	1	0	0/0	0/0	0	0/0	0	0	6
Pettis, Will	1	0	0/0	0/0	0	0/0	0	0	6
Reid, Delenall	1	0	0/0	0/0	0	0/0	0	0	6
Taggart, Tommy	1	0	0/0	0/0	0	0/0	0	0	6
Bogle, Phil	1	0	0/0	0/0	0	0/0	0	0	6
Totals	111	9	101/107	1/1	0	0/2	1	1	800
Opponent	131	3	105/119	3/7	3	3/5	0	6	924

Field Goals	FGM/FGA	Pct	LgM	LgA
Lewis, Mark	9/20	0.450	44	50

All Purpose Yards	G	Rush	Rec	PR	KOR	IR	MR	Tot	Avg/G
Henderson, Kenny	16	7	1,286	0	1,931	0	89	3,313	207.1
Lee, Derek	16	0	1,298	0	0	28	0	1,326	82.9
Brackins, Larry	14	0	734	0	0	0	0	734	52.4
Fields, Matt	13	0	686	0	0	0	0	686	52.8
White, Josh	9	103	31	0	0	0	0	134	14.9
Pettis, Will	7	0	41	0	83	2	0	126	18.0
Reid, Delenall	6	0	0	0	0	77	21	98	16.3
Drafts, Collin	13	80	13	0	0	0	0	93	7.2
Pettijohn, Duke	15	33	37	0	0	0	0	70	4.7
Hall, BJ	3	55	0	0	0	0	0	55	18.3
McCollister, Chavis	1	0	40	0	0	0	0	40	40.0
Moten, Eddie	7	0	0	0	20	16	0	36	5.1
Brown, Chris	11	0	0	0	0	23	0	23	2.1
Bogle, Phil	16	0	19	0	0	0	0	19	2.7
Taggart, Tommy	12	7	1	0	10	0	0	18	2.6
Totals	16	258	4,186	0	2,044	146	110	6,744	421.5
Opponent	16	329	4,667	0	1,529	225	65	6,815	425.9

----- Tackles -----

Defense	G	Solo	A	Total	TFL	Sack	Int-Y	PDef	FumR	FF
Harmon, Jason	16	90	15	105	0.0	0.0	2-0	6	1	0
Brown, Chris	11	45	6	51	1.0	0.0	1-23	3	1	0
Pahulu, Brendan	14	34	11	45	2.5	0.0	0-0	1	1	0
Moten, Eddie	7	36	7	43	0.0	0.0	2-16	12	0	0

Reid, Delenall	6	31	6	37	0.0	0.0	4-77	11	0	0
Pettis, Will	7	29	6	35	1.0	0.0	2-2	13	0	0
Pettijohn, Duke	15	22	9	31	3.5	2.0	0-0	7	1	1
Warren, Justin	11	19	12	31	8.5	8.0	0-0	1	1	1
Hicks, David	8	18	6	24	1.0	0.0	0-0	1	0	0
Osawemwenze, E.	5	14	4	18	0.5	0.0	0-0	1	0	0
Taggart, Tommy	12	13	2	15	1.5	1.5	0-0	0	0	0
Nix, John	7	10	1	11	1.5	1.5	0-0	2	0	1
Lewis, Reggie	6	11	2	13	2.0	1.0	0-0	1	0	0
Landry, Mike	6	8	2	10	4.5	6.0	0-0	0	1	0
Fields, Matt	11	6	2	8	0.0	0.0	0-0	0	0	0
Brackins, Larry	14	6	2	8	0.0	0.0	0-0	0	0	0
White, Josh	9	5	2	7	0.0	0.0	0-0	0	0	0
Lee, Derek	16	5	1	6	0.0	0.0	4-28	4	0	0
Henderson, K.	16	5	1	5	0.0	0.0	0-0	0	0	0
Hall, BJ	3	5	0	5	0.0	0.0	0-0	0	0	0
Mason, Troy	2	2	3	5	0.0	0.0	0-0	0	0	0
McCollister, C.	1	5	0	5	0.0	0.0	0-0	1	0	1
Washington, T.	7	3	0	3	0.0	0.0	0-0	0	0	0
Smith, Linnis	1	0	3	3	0.0	0.0	0-0	0	0	0
Wilson, Gillis	2	1	2	3	0.5	0.5	0-0	0	0	0
Sullivan, Reggie	1	2	1	3	0.0	0.0	0-0	0	0	0
Lewis, Mark	15	2	0	2	0.0	0.0	0-0	0	0	0
Drafts, Collin	12	1	0	1	0.0	0.0	0-0	0	0	1
Nsekhe, Ty	6	1	0	1	0.0	0.0	0-0	0	0	0
Bogle, Phil	15	1	0	1	1.0	0.0	0-0	0	0	0
Ochoa, Rico	1	1	0	1	0.0	0.0	0-0	0	0	0
Gonzalez, Adrian	7	0	1	1	0.0	0.0	0-0	0	0	0
Totals	16	440	107	547	31.0	19.0	15-146	56	5	4

Final Season Statistics

	DAL	OPP
Scoring	800	920
Points per Game	50.0	57.5
FIRST DOWNS	333	358
Rushing	39	42
Passing	230	260
Penalty	60	49
RUSH YARDAGE	223	328
PASS YARDAGE	4,094	4,577
Att-Comp-Int	594-365-18	599-362-15
Average Per Game	255.8	286.0
TDs Passing	81	92
TOTAL OFFENSE	4,297	4,905
Total Plays	728	737
Average Per Play	5.9	6.6
Average Per Game	268.5	306.5
Fumbles-Lost	32-24	15-9
Penalties-Yards	150-962	134-914
Average Per Game	60.1	57.1
3rd Down Conversions	50-108	54-109
3rd-Down Pct	46.2	49.5
4th Down Conversions	19-32	14-30
4th-Down Pct	59.3	46.6
Sacks	19.0	26.0
Touchdowns Scored	110	130
Field Goal-Attempts	9-20	3-11
4-point drop-kick FGs	0	0
PAT-Attempts	101-107	108-121
2-point drop-kick PAT's	0	0
ATTENDANCE	45,579	56,918
Games/Avg Per Game	5,697	7,114

SCORE BY QUARTER	1st	2nd	3rd	4th	OT	Total
Dallas Vigilantes	166	236	198	182	13	800
Opponents	167	276	175	302	0	920















EXTRA POINTS





















AFL Weekly Schedule

*All game times are eastern and are subject to change





WEEK 1











Date	Matchup	Time
Fri, Mar 11	 Philadelphia Soul @  Pittsburgh Power	8:00 PM
Fri, Mar 11	 Tampa Bay Storm @  New Orleans VooDoo	8:00 PM
Fri, Mar 11	 Spokane Shock @  San Jose SaberCats	10:30 PM
Sat, Mar 12	 Kansas City Command @  Dallas Vigilantes	1:00 PM
Sat, Mar 12	 Jacksonville Sharks @  Arizona Rattlers	8:05 PM
Sun, Mar 13	 Tulsa Talons @  Georgia Force	4:05 PM
Mon, Mar 14	 Chicago Rush @  Milwaukee Mustangs	8:30 PM

WEEK 2















Date	Matchup	Time
Thu, Mar 17	 Tampa Bay Storm @  Utah Blaze	9:00 PM
Fri, Mar 18	 Georgia Force @  Jacksonville Sharks	8:00 PM
Fri, Mar 18	 Orlando Predators @  New Orleans VooDoo	8:00 PM
Fri, Mar 18	 Philadelphia Soul @  Chicago Rush	8:00 PM
Fri, Mar 18	 Kansas City Command @  San Jose SaberCats	10:30 PM
Sat, Mar 19	 Tulsa Talons @  Dallas Vigilantes	1:00 PM
Sat, Mar 19	 Iowa Barnstormers @  Pittsburgh Power	7:30 PM
Sat, Mar 19	 Milwaukee Mustangs @  Arizona Rattlers	8:05 PM
Sat, Mar 19	 Cleveland Gladiators @  Spokane Shock	10:00 PM



WEEK 3

Date	Matchup	Time
Fri, Mar 25	 Spokane Shock @  Iowa Barnstormers	8:00 PM
Fri, Mar 25	 San Jose SaberCats @  Chicago Rush	8:30 PM

Sat, Mar 26		New Orleans VooDoo @		Jacksonville Sharks	7:00 PM
Sat, Mar 26		Utah Blaze @		Orlando Predators	7:30 PM
Sun, Mar 27		Cleveland Gladiators @		Tampa Bay Storm	7:30 PM
Mon, Mar 28		Arizona Rattlers @		Tulsa Talons	7:00 PM
Mon, Mar 28		Pittsburgh Power @		Milwaukee Mustangs	8:30 PM









WEEK 4

Date	Matchup	Time
Thu, Mar 31	 Dallas Vigilantes @  Utah Blaze	9:00 PM
Fri, Apr 01	 Jacksonville Sharks @  Tampa Bay Storm	8:00 PM
Fri, Apr 01	 Iowa Barnstormers @  San Jose SaberCats	10:30 PM
Fri, Apr 01	 Kansas City Command @  Spokane Shock	11:00 PM
Sat, Apr 02	 Chicago Rush @  Cleveland Gladiators	4:00 PM
Sat, Apr 02	 Tulsa Talons @  Pittsburgh Power	7:30 PM
Sat, Apr 02	 Georgia Force @  New Orleans VooDoo	8:00 PM









Sat, Apr 02  Orlando Predators @  Arizona Rattlers 8:05 PM











Mon, Apr 04  Philadelphia Soul @  Milwaukee Mustangs 8:30 PM

WEEK 5















Date	Matchup	Time
Fri, Apr 08	 Dallas Vigilantes @  Georgia Force 8:00 PM	8:00 PM
Fri, Apr 08	 Utah Blaze @  San Jose SaberCats 10:30 PM	10:30 PM
Sat, Apr 09	 Philadelphia Soul @  Orlando Predators 7:30 PM	7:30 PM
Sat, Apr 09	 Iowa Barnstormers @  Kansas City Command 8:30 PM	8:30 PM



WEEK 6

Date	Matchup	Time
Fri, Apr 15	 Tampa Bay Storm @  Philadelphia Soul 8:00 PM	8:00 PM
Fri, Apr 15	 Milwaukee Mustangs @  Dallas Vigilantes 8:30 PM	8:30 PM
Fri, Apr 15	 Spokane Shock @  Utah Blaze 9:00 PM	9:00 PM
Sat, Apr 16	 Orlando Predators @  Georgia Force 7:30 PM	7:30 PM

Sat, Apr 16		Jacksonville Sharks @		Pittsburgh Power	7:30 PM
Sat, Apr 16		New Orleans VooDoo @		Cleveland Gladiators	7:30 PM
Sat, Apr 16		Arizona Rattlers @		Kansas City Command	8:00 PM
Sat, Apr 16		San Jose SaberCats @		Tulsa Talons	8:00 PM
Sat, Apr 16		Chicago Rush @		Iowa Barnstormers	8:05 PM

















WEEK 7

Date	Matchup			Time	
Fri, Apr 22		Kansas City Command @		Chicago Rush	8:00 PM
Fri, Apr 22		Pittsburgh Power @		New Orleans VooDoo	8:00 PM
Sat, Apr 23		Cleveland Gladiators @		Jacksonville Sharks	7:00 PM
Sat, Apr 23		Dallas Vigilantes @		Tampa Bay Storm	7:30 PM
Sat, Apr 23		Spokane Shock @		Orlando Predators	7:30 PM
Sat, Apr 23		Iowa Barnstormers @		Tulsa Talons	8:00 PM
Sat, Apr 23		Georgia Force @		Milwaukee Mustangs	8:00 PM



















Sat, Apr 23  Utah Blaze @  Arizona Rattlers 8:05 PM

Sat, Apr 23  Philadelphia Soul @  San Jose SaberCats 10:30 PM





WEEK 8















Date	Matchup	Time
Fri, Apr 29	 Tulsa Talons @  Cleveland Gladiators	7:30 PM
Fri, Apr 29	 Dallas Vigilantes @  Kansas City Command	8:30 PM
Sat, Apr 30	 Pittsburgh Power @  Georgia Force	7:30 PM
Sat, Apr 30	 Orlando Predators @  Jacksonville Sharks	8:00 PM
Sat, Apr 30	 New Orleans VooDoo @  Chicago Rush	8:00 PM
Sat, Apr 30	 Tampa Bay Storm @  Milwaukee Mustangs	8:00 PM
Sat, Apr 30	 Philadelphia Soul @  Iowa Barnstormers	8:05 PM
Sat, Apr 30	 Arizona Rattlers @  Spokane Shock	10:00 PM

WEEK 9











Date	Matchup	Time
Fri, May 06	 Jacksonville Sharks @  Philadelphia Soul	7:05 PM
Fri, May 06	 Milwaukee Mustangs @  Cleveland Gladiators	7:30 PM
Fri, May 06	 Tampa Bay Storm @  Orlando Predators	8:00 PM
Fri, May 06	 Utah Blaze @  Georgia Force	8:05 PM
Fri, May 06	 Iowa Barnstormers @  Dallas Vigilantes	8:30 PM
Sat, May 07	 Chicago Rush @  Tulsa Talons	8:00 PM
Sat, May 07	 New Orleans VooDoo @  Kansas City Command	8:00 PM
Sat, May 07	 Spokane Shock @  Pittsburgh Power	8:00 PM
Sat, May 07	 Arizona Rattlers @  San Jose SaberCats	10:30 PM



WEEK 10

Date	Matchup	Time
Fri, May 13	 Georgia Force @  Philadelphia Soul	7:05 PM
Fri, May 13	 Kansas City Command @  Tampa Bay Storm	7:30 PM

Fri, May 13		Iowa Barnstormers	@		Jacksonville Sharks	8:00 PM
Fri, May 13		Tulsa Talons	@		New Orleans VooDoo	8:00 PM
Sat, May 14		Cleveland Gladiators	@		Orlando Predators	7:30 PM
Sat, May 14		San Jose SaberCats	@		Pittsburgh Power	7:30 PM
Sat, May 14		Chicago Rush	@		Arizona Rattlers	8:05 PM
Sat, May 14		Milwaukee Mustangs	@		Utah Blaze	9:00 PM
Sat, May 14		Dallas Vigilantes	@		Spokane Shock	10:00 PM

















WEEK 11

Date		Matchup				Time
Fri, May 20		Arizona Rattlers	@		New Orleans VooDoo	8:00 PM
Fri, May 20		Tampa Bay Storm	@		Spokane Shock	11:00 PM
Sat, May 21		Philadelphia Soul	@		Cleveland Gladiators	7:00 PM
Sat, May 21		Jacksonville Sharks	@		Georgia Force	7:35 PM
Sat, May 21		Kansas City Command	@		Tulsa Talons	8:00 PM

















Sat, May 21  San Jose SaberCats @  Utah Blaze 9:00 PM

Sun, May 22  Dallas Vigilantes @  Chicago Rush 4:00 PM

WEEK 12









Date	Matchup	Time
Fri, May 27	 New Orleans VooDoo @  Philadelphia Soul 7:05 PM	
Fri, May 27	 Utah Blaze @  Iowa Barnstormers 8:05 PM	
Fri, May 27	 Tulsa Talons @  Chicago Rush 8:30 PM	
Sat, May 28	 Spokane Shock @  Kansas City Command 8:00 PM	
Sat, May 28	 Orlando Predators @  Milwaukee Mustangs 8:00 PM	
Sat, May 28	 Cleveland Gladiators @  Arizona Rattlers 8:05 PM	
Sat, May 28	 Pittsburgh Power @  Dallas Vigilantes 8:30 PM	
Sat, May 28	 Georgia Force @  San Jose SaberCats 10:30 PM	

WEEK 13

















Date	Matchup	Time
Fri, Jun 03	 Milwaukee Mustangs @  Philadelphia Soul	7:05 PM
Fri, Jun 03	 Jacksonville Sharks @  New Orleans VooDoo	8:00 PM
Sat, Jun 04	 Chicago Rush @  Kansas City Command	2:00 PM
Sat, Jun 04	 Cleveland Gladiators @  Pittsburgh Power	7:30 PM
Sat, Jun 04	 Tampa Bay Storm @  Georgia Force	7:35 PM
Sat, Jun 04	 Orlando Predators @  Iowa Barnstormers	8:05 PM
Sat, Jun 04	 San Jose SaberCats @  Dallas Vigilantes	8:30 PM
Sat, Jun 04	 Arizona Rattlers @  Utah Blaze	9:00 PM



WEEK 14

Date	Matchup	Time
Fri, Jun 10	 Philadelphia Soul @  Spokane Shock	8:00 PM
Sat, Jun 11	 Georgia Force @  Cleveland Gladiators	7:00 PM
Sat, Jun 11	 Pittsburgh Power @  Tampa Bay Storm	7:30 PM

















Sat, Jun 11		Jacksonville Sharks	@		Orlando Predators	7:30 PM
Sat, Jun 11		Kansas City Command	@		Milwaukee Mustangs	8:00 PM
Sat, Jun 11		Utah Blaze	@		Tulsa Talons	8:00 PM
Sat, Jun 11		Iowa Barnstormers	@		Arizona Rattlers	8:05 PM

WEEK 15

















Date	Matchup		Time
Fri, Jun 17		Tulsa Talons @ 	Philadelphia Soul 7:05 PM
Fri, Jun 17		Orlando Predators @ 	Tampa Bay Storm 8:00 PM
Fri, Jun 17		New Orleans VooDoo @ 	Georgia Force 8:05 PM
Sat, Jun 18		Milwaukee Mustangs @ 	Jacksonville Sharks 5:00 PM
Sat, Jun 18		San Jose SaberCats @ 	Arizona Rattlers 8:05 PM
Sat, Jun 18		Dallas Vigilantes @ 	Iowa Barnstormers 8:05 PM
Sat, Jun 18		Pittsburgh Power @ 	Utah Blaze 9:00 PM
Sat, Jun 18		Chicago Rush @ 	Spokane Shock 10:00 PM

Sun, Jun 19  Cleveland Gladiators @  Kansas City Command 2:00 PM







WEEK 16













Date	Matchup	Time
Fri, Jun 24	 Kansas City Command @  Utah Blaze	8:00 PM
Sat, Jun 25	 Tampa Bay Storm @  Jacksonville Sharks	7:00 PM
Sat, Jun 25	 San Jose SaberCats @  Cleveland Gladiators	7:00 PM
Sat, Jun 25	 Arizona Rattlers @  Philadelphia Soul	7:05 PM
Sat, Jun 25	 Milwaukee Mustangs @  Pittsburgh Power	7:30 PM
Sat, Jun 25	 Dallas Vigilantes @  Tulsa Talons	8:00 PM
Sat, Jun 25	 Spokane Shock @  New Orleans VooDoo	8:00 PM
Sun, Jun 26	 Iowa Barnstormers @  Chicago Rush	4:00 PM

WEEK 17













Date	Matchup	Time
Fri, Jul 01	 New Orleans VooDoo @  Tampa Bay Storm 7:30 PM	7:30 PM
Fri, Jul 01	 Pittsburgh Power @  Orlando Predators 8:00 PM	8:00 PM
Fri, Jul 01	 Tulsa Talons @  Iowa Barnstormers 8:05 PM	8:05 PM
Fri, Jul 01	 Utah Blaze @  Chicago Rush 8:30 PM	8:30 PM
Fri, Jul 01	 Jacksonville Sharks @  San Jose SaberCats 10:30 PM	10:30 PM
Sat, Jul 02	 Cleveland Gladiators @  Milwaukee Mustangs 8:00 PM	8:00 PM
Sat, Jul 02	 Spokane Shock @  Arizona Rattlers 8:05 PM	8:05 PM
Sat, Jul 02	 Philadelphia Soul @  Dallas Vigilantes 8:30 PM	8:30 PM


WEEK 18



Date	Matchup	Time
Fri, Jul 08	 Cleveland Gladiators @  Philadelphia Soul 8:00 PM	8:00 PM
Fri, Jul 08	 Milwaukee Mustangs @  New Orleans VooDoo 8:00 PM	8:00 PM
Sat, Jul 09	 Dallas Vigilantes @  Jacksonville Sharks 7:00 PM	7:00 PM

Sat, Jul 09		Chicago Rush	@		Georgia Force	7:35 PM
Sat, Jul 09		Tampa Bay Storm	@		Tulsa Talons	8:00 PM
Sat, Jul 09		Kansas City Command	@		Iowa Barnstormers	8:05 PM
Sat, Jul 09		Utah Blaze	@		Spokane Shock	10:00 PM
Sat, Jul 09		Orlando Predators	@		San Jose SaberCats	10:30 PM
Sun, Jul 10		Arizona Rattlers	@		Pittsburgh Power	7:30 PM

WEEK 19

Date	Matchup	Time
Fri, Jul 15	 Pittsburgh Power @  Cleveland Gladiators	8:00 PM
Fri, Jul 15	 Jacksonville Sharks @  Kansas City Command	8:30 PM
Sat, Jul 16	 Georgia Force @  Tampa Bay Storm	7:30 PM
Sat, Jul 16	 Iowa Barnstormers @  Milwaukee Mustangs	8:00 PM
Sat, Jul 16	 Orlando Predators @  Tulsa Talons	8:00 PM
Sat, Jul 16	 Chicago Rush @  Dallas Vigilantes	8:30 PM

Sat, Jul 16  New Orleans VooDoo @  Utah Blaze 9:00 PM


Sat, Jul 16  San Jose SaberCats @  Spokane Shock 10:00 PM

WEEK 20



Date Matchup Time



Fri, Jul 22  Pittsburgh Power @  Philadelphia Soul 7:05 PM

Fri, Jul 22  Utah Blaze @  Cleveland Gladiators 7:30 PM

Fri, Jul 22  Spokane Shock @  Jacksonville Sharks 8:00 PM

Sat, Jul 23  New Orleans VooDoo @  Orlando Predators 7:30 PM

Sat, Jul 23  San Jose SaberCats @  Tampa Bay Storm 7:30 PM

Sat, Jul 23  Milwaukee Mustangs @  Chicago Rush 8:00 PM

Sat, Jul 23  Tulsa Talons @  Kansas City Command 8:00 PM

Sat, Jul 23  Georgia Force @  Iowa Barnstormers 8:05 PM

Sat, Jul 23  Arizona Rattlers @  Dallas Vigilantes 8:30 PM



2011 AFL Playoffs

PLAYOFF QUALIFYING

- 8 Teams qualify for the playoffs
 - 4 Teams qualify from each Conference
 - 2 Division Champions from each Conference
 - 2 Wild Card from each Conference (teams with remaining best records within the Conference)
- Seeding in each conference is based on overall record, with the top two seeds in each conference reserved for the Division Champions, regardless of record.
- In the First Round (July 29-30), the first two seeds in each conference are the two division winners. The next two teams are seeded by next best two overall records. Teams ranked 1 and 2 earn home playoff games with 1 hosting 4 and 2 hosting 3.
- In the Second Round (August 5-6), the winner of the game 1-4 plays the winner of the 2-3 game. The home team is decided by the team with the higher seed.
- The winners of the Second Round will face off in the ArenaBowl (August 12-13) at the home venue of the higher seeded team.

TIE-BREAKING PROCEDURES

If, at the end of the regular season, two or more teams are tied with identical won-lost percentages, the following steps will be taken to determine seeding.

DIVISION CHAMPION

If two teams in the same division have identical won-loss percentages, the following procedure is used to determine the Division Champion.

1. Record in Head to Head games
2. Record within the Division
3. Record against common opponents
4. Point spread in Head to Head games
5. Point spread in games against common opponents
6. Coin toss

TWO TEAMS

1. Head to Head (best won-loss percentage in games between teams).
2. If teams split head to head games, the next tiebreaker will be the point differential in those two games.
3. Best won-loss percentage in common games, if applicable.
4. Strength of schedule (total number of wins by opponents already played).
5. Best net touchdowns in all games (individual team touchdown differential = TDs for - TDs against)
6. Coin toss

THREE OR MORE TEAMS

If two teams remain tied after a third team is eliminated during any step, Tiebreaker reverts to step 1 of the two-team format. If one team wins multiple-team tiebreaker to advance to playoff rebound, remaining teams revert to step 1 of appropriate tiebreak procedure.

All teams must have played all other tied teams head-to-head for step 1 to be utilized in a multiple-team tie.

1. Head-to-head (best won-loss percentage in games among teams)
2. Best won-loss percentage in common games, if applicable.
3. Strength of schedule (strength up).
4. Best net (total) touchdowns in all games.
5. Coin toss.

2011 AFL Team Directory



4125 E. McKellips Road Mesa, Arizona 85215

Home Venue: US Airways Center
Head Coach: Kevin Guy
Founded: 1992
Phone: 480-985-3292
Fax: 480-985-3293
Team Website: www.azrattlers.com
Managing Partner: Mike Galloway
AFL Season: 19th
Conference: National
Division: West
Colors: Black, Copper, Teal, White
All-Time Series Record: 0-0
Home: 0-0
Road: 0-0



920 W. Golf Road Schaumburg, IL 60194

Home Venue: Allstate Arena
Head Coach: Bob McMillen
Founded: 2001
Phone: 847-882-9400
Team Website: www.arenarush.com
President/GM: Gene Nudo
Director of Community and Media Relations: Erin Herrmann
AFL Season: 10th
Conference: National
Division: Central
Colors: Navy and Silver
All-Time Series Record: 1-1
Home: 0-1
Road: 1-0



631 Huron Road Cleveland, Ohio 44115

Home Venue: Quicken Loans Arena
Head Coach: Steve Thonn
Founded: 1997
Phone: 216-685-9000
Fax: 216-685-9002
Team Website: www.clevelandgladiators.com
Owner/CEO: Jim Ferraro
Media Relations Coordinator: Sean Wyatt
Conference: American
Division: East
Colors: Red, Black, and Silver
All-Time Series Record: 0-0
Home: 0-0
Road: 0-0



3120 Medlock Bridge Road Building E, Suite 260 Norcross, GA 30071

Home Venue: The Arena At Gwinnett Center
Head Coach: Dean Cokinos
Founded: 2002
Phone: 770-609-1300
Fax: 770-609-1347
Team Website: www.georgiaforce.com
Team President: Ron Evans
Director of Media Relations/Marketing: Justin Hanchey
Conference: American
Division: South
Colors: Blue, Black, and Silver
All-Time Series Record: 0-0
Home: 0-0
Road: 0-0





730 3rd St Des Moines IA 50309

Home Venue: Wells Fargo Arena
Head Coach: John Gregory
Founded: 1995
Phone: 515-633-2255
Fax: 515-564-8451
Team Website: www.theiowabarnstormers.com
Owner/President: Jeff Lamberti
Director of Marketing/Game Operations: Greg Boyd
Conference: National
Division: Central
Colors: Black, Red, and Gold
All-Time Series Record: 0-1
Home: 0-1
Road: 0-0



1769 Highland View Dr St Augustine, FL 32092

Home Venue: Jacksonville Veterans Memorial Arena
Head Coach: Les Moss
Founded: 2010
Phone: 904-621-0700
Fax: 904-819-5626
Team Website: www.jaxsharks.com
Managing Partner: Jeff Bouchy
Director of Media Relations: Andy Wenstrand
Conference: American
Division: South
Colors: Red and Black
All-Time Series Record: 0-1
Home: 0-0
Road: 0-1



Home Venue: Sprint Center
Head Coach: Danton Barto
Founded: 2006
Phone: 913-383-9248
Team Website: www.kccommand.com
President: Pete Likens
Director of Communications: Neal Fletcher
Conference: National
Division: Central
Colors: Black, Carolina Blue, and Silver
All-Time Series Record: 0-0
Home: 0-0
Road: 0-0



259 South Street Waukesha, WI 53186

Home Venue: Bradley Center
Head Coach: Bob Landsee
Founded: 2009
Phone: 414-224-4000
Team Website: www.mkemustangs.com
President: Drew Vallozzi
Director of Media Services: Mike Kennedy
Conference: American
Division: East
Colors: Orange, Black, and Chrome
All-Time Series Record: 0-1
Home: 0-0
Road: 0-1



1515 Poydras Street, Suite 100 New Orleans, LA 70112

Home Venue: New Orleans Arena
Head Coach: Derek Stingley
Founded: 2002
Phone: 504-875-3900
Team Website: www.aflvoodoo.com
Owner: Dan Newman
Director of Media Relations: Brandon Rizzuto
Conference: American
Division: South
Colors: Purple, Black, and Red
All-Time Series Record: 0-0
Home: 0-0
Road: 0-0



302 South Graham Ave Orlando, Florida 32803

Home Venue: Amway Center
Head Coach: Pat O'Hara
Founded: 1991
Phone: 407-648-4444
Fax: 407-839-4877
Team Website: www.orlandopredators.com
Managing Member: Brett Bouchy
Director of Communications: Amanda Norvell
Conference: American
Division: South
Colors: Black and Red
All-Time Series Record: 0-1
Home: 0-1
Road: 0-0



7 Penn Center 1635 Market St., 17th Floor Philadelphia, PA 19103

Home Venue: Wells Fargo Center
Head Coach: Mike Hohensee
Founded: 2004
Phone: 215-253-4900
Team Website: www.philadelphiasoul.com
Vice President/COO: John Adams
Director of Public Relations: Dom Principato
Conference: American
Division: East
Colors: Black, Carolina Blue, and Silver
All-Time Series Record: 0-0
Home: 0-0
Road: 0-0



1 PPG Place, Suite 2370 Pittsburgh, PA 15222

Home Venue: Consol Energy Center
Head Coach: Chris Siegfried
Founded: 2010
Phone: 412-697-7846
Fax: 412-697-0997
Team Website: www.pittsburghpowerfootball.com
CEO/General Manager: Matt Shaner
President: Peter Hill
Conference: American
Division: East
Colors: Black and Gold
All-Time Series Record: 0-0
Home: 0-0
Road: 0-0



600 East Brokaw Road San Jose CA 95112

Home Venue: HP Pavillion
Head Coach: Darren Arbet
Founded: 1995
Phone: 408-673-3400
Fax: 408-673-3401
Team Website: www.thesanjosasabercats.com
Conference: National
Division: West
All-Time Series Record: 0-0
Home: 0-0
Road: 0-0



3212 North Eden Road, Suite B Spokane Valley, Washington 99216

Home Stadium: Spokane Veterans Memorial Arena
Head Coach: Rob Keefe
Founded: 2006
Phone: 509-242-7462
Fax: 509-926-1075
Team Website: www.spokaneshock.com
Majority Owner/CEO: Brady Nelson
Director of Communications: Kevin Maloney
Conference: National
Division: West
Colors: Dark Blue, Orange, and Yellow
All-Time Series Record: 0-0
Home: 0-0
Road: 0-0





401 Channelside Dr. Tampa, FL 33602

Home Venue: St. Pete Times Forum
Head Coach: Dave Ewart
Founded: 1987
Phone: 813-276-7300
Fax: 813-301-1496
Team Website: www.tampabaystorm.com
Managing Partner: Todd Boren
Director of Communications: Jim Robinson
Conference: American
Division: South
Colors: Dark Blue, Gold, and White
All-Time Series Record: 0-2
Home: 0-1
Road: 0-1



6221 South 107th East Avenue Tulsa, OK 74133

Home Venue: BOK Center
Head Coach: Mitch Allner
Founded: 2000
Phone: 918-894-4200
Fax: 918-307-2914
Team Website: www.tulsatalons.com
Owners: Paul Ross, Henry Primeaux, Michael Johnson, Bill Cameron, David Box
Media Relations/PR: Adam Barnhardt
Colors: Black, White, Blue, and Red
Conference: National
Division: Central
All-Time Series Record: 0-2
Home: 0-1
Road: 0-1



301 West South Temple Salt Lake City, UT 84101

Home Venue: EnergySolutions Arena
Head Coach: Ron James
Founded: 2006
Phone: 801-331-7096
Team Website: www.utblaze.com
Owners: Logan Hunter and Kristin Murdock
Director of Communications: Dana Romney
Conference: National
Division: West
Colors: Orange and Black
All-Time Series Record: 0-1
Home: 0-1
Road: 0-0

Dallas Vigilantes Media Outlets

Print

Fort Worth Star-Telegram
400 W. 7th Street
Fort Worth, TX 76102
Phone: 817-390-7760
Fax: 817-390-7210
E-mail: sports@star-telegram.com



The Dallas Morning News

Communications Center
Dallas, TX 75265
Phone: 214-977-8444
Fax: 214-651-0580
E-mail: dmnsports@dallasnews.com

The Dallas Weekly

3101 Martin Luther King, Jr. Blvd.
Dallas, TX 75215
Phone: 214-428-8958
Fax: 214-426-1867

Associated Press

4851 LBK Freeway, Suite 300
Dallas, TX 75244
Phone: 972-991-2100
Fax: 972-991-7207
E-mail: dalcarbon@ap.org

New Media

DFWReporting.com

Chris Ghanbari (Founder)
Phone: 817-703-4400
E-mail: cghanbari@dfwreporting.com

Radio

KRLD (1080 AM/105.3 FM The Fan)

4131 N. Central Expressway, Suite 500
Dallas, TX 75204
Phone: 214-525-7000
Fax: 214-525-7371
E-mail: ProgramDirector@1053TheFan.com

KFXR 1190 AM Dallas

Website: www.dfw1190am.com

KESN Radio (103.3 FM ESPN Radio)

400 E. Las Colinas Blvd., Suite 1033
Irving, TX 75039
Phone: 214-258-2800
Fax: 214-258-2809
E-mail: maria.cobio@espnradio.disney.com

KHFX 1460 AM

PO Box 1629
Cleburne, TX 76033
Phone: 817-645-6643
Fax: 817-645-6644

KTCK Sports Radio 1310 The Ticket

3500 Maple Avenue, Suite 1310
Dallas, TX 75219
Phone: 214-526-7400
Fax: 214-525-2525
E-mail: Rich.Phillips@cumulus.com

WBAP 820-AM

2221 East Lamar Blvd., Suite 300
Arlington, TX 76006
Phone: 817-695-1820

Television

KDFW-TV (Fox Channel 4)

400 N. Griffin
Dallas, TX 75202
Phone: 214-720-3158
Fax: 214-720-3263

KXAS-TV (NBC-Channel 5)

3900 Barnett Street
Fort Worth, TX 76103
Phone: 817-654-6465
Fax: 817-654-6354

WFAA-TV (ABC-Channel 8)

606 Young Street
Dallas, TX 75202
Phone: 214-748-9631
Fax: 214-977-6280

KTVT-TV (CBS-Channel 11)

5233 Bridge Street
Fort Worth, TX 76103
Phone: 817-586-7441
Fax: 817-509-1063
E-Mail: ktvt sports@ktvt.com

KDAF-TV (CW-Channel 33)

8001 John Carpenter Freeway
Dallas, TX 75247
Phone: 214-252-3335
Fax: 214-252-337

Fox Sports Southwest

100 East Royal Lane, Suite 200
Irving, TX 75039
Phone: 972-868-1436
Fax: 972-868-1678

Covering The Vigilantes

All media and photographers must display an official Dallas Vigilantes Press Credential each game. To obtain a credential, please contact Media Relations Manager Ryan Hammons at ryan@dallasvigilantes.com or by phone at 817-845-7656.

Requests for postgame Vigilante player/coach interviews must be presented to the team media contact before the end of the game. Interviews and press conferences will be conducted on the field or just outside of the team locker room. No media is permitted in the team locker room. If quote transcription is needed, please inform the team media contact before the end of the game.

Photographers may only shoot from designated areas at field level. Please meet with the team media contact in the press box no later than an hour before the start of the game to coordinate game photography.

Vigilantes In The Community

The Dallas Vigilantes take pride in assisting and supporting its community. All requests for donations, tickets, player appearances, dance team appearances, and/or mascot appearances need to be submitted through a letter by post, fax, or e-mail. Letters by post should be mailed to 1280 S. Highway 377 Pilot Point, TX 76258. E-mails should be addressed to ryan@dallasvigilantes.com, and faxes should be sent to 940-686-8323(Attn: Ryan Hammons).

2011 Vigilante Radio Broadcast Information

KFXR 1190 AM Dallas

Wally Lynn – CBS Radio

Arena and Ticket Information



American Airlines Center – Dallas, TX
Dallas Vigilantes Ticket Phone: 940-686-3668

Overview

American Airlines Center was designed by David M. Schwarz/Architectural Services, Inc. and HKS, Inc. The team combined architecture and technology to give Dallas a beautiful, fan friendly venue with lots of hi-tech touches. From its sweeping signature arches to the retractable seating, American Airlines Center's unique features single it out as the premier sports and entertainment venue in the country.

The exterior of American Airlines Center is made of brick, limestone and granite and the signature arches provide an open arm welcome to Dallas' citizens. The venue has four entrances, one on each side of the building for easy access. The north and south ends of the building feature dramatic outdoor balconies at the Platinum Level with spectacular views of downtown looking over the public plaza and cityscape.



Inside American Airlines Center

American Airlines Center's seating bowl features a one-of-a-kind retractable seating system. This unique, patented design reduces the conversion time between hockey and basketball floor configurations. The result is great sightlines for basketball and hockey fans on the north and south ends.

Another unique feature of the seating bowl is the roof structure. The 150,000 square foot roof is supported only at its four corners. In order to resist the forces generated by the weight of the roof, columns are tied together at the corners by a series of steel rods embedded in the floor of the upper concourse.

Each of American Airlines Center's concourses are highly finished with terrazzo floors, windows, crown molding and painted walls. Avoiding the typical "racetrack" configuration, the venue has five concourses full of wide, open space. The building's four lobbies are points of references each with its own theme. The American Airlines Lobby looks over the public plaza and has spectacular views of the downtown skyline, the North Lobby looks toward the Design District, the East Lobby looks to the Crescent complex, and the West Lobby view stretches over Stemmons Freeway to the Trinity River.

In 2009, American Airlines Center installed the first and largest 1080 high-definition video replay system in an NBA or NHL venue. The new system included a high-definition center video display/scoreboard, two stadium-sized video displays that dominate the upper end walls and an audio system that has the ability to create custom surround sound effects.

The owners of the project strongly supported the inclusion of Public Art in American Airlines Center. The ownership group matched the City of Dallas' commitment to provide an estimated \$3 million for public art. The artwork was integrated as part of the building rather than applying works after the building was completed.



TEAM HISTORY AND RECORDS



Team History

Arena Football made its triumphant return to the Dallas-Ft. Worth Metroplex when the Dallas Vigilantes began its inaugural Arena Football League in 2010. A different entity from its AFL predecessor, the Dallas Desperados, the Vigilantes revived the league's Dallas franchise through new ownership and a new brand of Arena Football.

Poised and ready for its second year in the league, the football club will begin the 2011 AFL season with high expectations and an attitude to do whatever it takes to earn its first ArenaBowl title.

Team All-Time Regular Season Records

Rushing Yards: Josh White, 113 (2010)
Rushing Touchdowns: Josh White, 9 (2010)
Rushing Attempts: Josh White, 42 (2010)
Rushing Long: BJ Hall, 34 yards (2010)

Field Goal Attempts: Mark Lewis, 20 (2010)
Field Goal Long Made: Mark Lewis, 44 yards (2010)
Field Goal Long Attempt: Mark Lewis, 50 yards (2010)
Field Goal Percentage: Mark Lewis, 0.450 (2010)

Team Career Field Goal Attempts: Mark Lewis, 20 (2010)
Team Career Field Goal Long Made: Mark Lewis, 44 yards (2010)
Team Career Field Goal Long Attempt: Mark Lewis, 50 yards (2010)
Team Career Field Goal Percentage: Mark Lewis, 0.450 (2010)

Team Career Rushing Yards: Josh White, 42 (2010)
Team Career Rushing Touchdowns: Josh White, 9 (2010)
Team Career Rushing Attempts: Josh White, 42 (2010)
Team Career Rushing Long: BJ Hall, 34 yards (2010)

Passing Yards: Collin Drafts, 2,972 (2010)
Passing Touchdowns: Collin Drafts, 60 (2010)
Passing Attempts: Collin Drafts, 430 (2010)
Completions: Collin Drafts, 262 (2010)
Interceptions Thrown: Collin Drafts, 15 (2010)
Completion Percentage: Dan Raudabaugh. 0.674 (2010)
Passing Long: Collin Drafts/Dan Raudabaugh/Shane Stafford, 44 yards (2010)

Team Career Passing Yards: Collin Drafts, 2,972 (2010)
Team Career Passing Touchdowns: Collin Drafts, 60 (2010)
Team Career Passing Attempts: Collin Drafts, 430, (2010)
Team Career Passing Attempts: Collin Drafts, 430 (2010)
Team Career Completions: Collin Drafts, 262 (2010)
Team Career Interceptions Thrown: Collin Drafts, 15 (2010)
Team Career Completion Percentage: Dan Raudabaugh. 0.674 (2010)
Team Career Passing Long: Collin Drafts/Dan Raudabaugh/Shane Stafford, 44 yards (2010)

Receiving Yards: Kenny Henderson, 1,286 (2010)
Receiving Touchdowns: Kenny Henderson, 23 (2010)
Receptions: Kenny Henderson, 117 (2010)
Receiving Long: Kenny Henderson/Derek Lee/ Larry Brackins, 44 yards (2010)

Team Career Receiving Yards: Kenny Henderson, 1,286 (2010)
Team Career Receiving Touchdowns: Kenny Henderson, 23 (2010)
Team Career Receptions: Kenny Henderson, 117 (2010)
Team Career Receiving Long: Kenny Henderson/Derek Lee/ Larry Brackins, 44 yards (2010)

Interceptions: Delenall Reid, Derek Lee, 4 (2010)
Interceptions Returned for Touchdowns: Delenall Reid, Derek Lee, Chris Brown, 1 (2010)
Interception Return Long: Delenall Reid, 50 (2010)
Interception Return Yards: Delenall Reid, 77 (2010)

Team Career Interceptions: Delenall Reid, Derek Lee, 4 (2010)
Team Career Interceptions Returned for Touchdowns: Delenall Reid, Derek Lee, Chris Brown, 1 (2010)
Team Career Interception Return Long: Delenall Reid, 50 (2010)
Team Career Interception Return Yards: Delenall Reid, 77 (2010)

Total Touchdowns: Kenny Henderson, 28 (2010)
Total All-Purpose Yards: Kenny Henderson, 3,313 (2010)
Total Points: Kenny Henderson, 170 Points (2010)

Team Career Touchdowns and Points Leader: Kenny Henderson, 28 touchdowns, 170 points (2010)
Team Career All-Purpose Yards Leader: Kenny Henderson, 3,313 (2010)

Kick Return Touchdowns: Kenny Henderson, 2 (2010)
Kick Return Yards: Kenny Henderson, 1,931 (2010)
Kick Returns: Kenny Henderson, 99 (2010)
Kick Return Long: Kenny Henderson, 58 yards (2010)

Team Career Kick Return Yards: Kenny Henderson, 1,931 (2010)
Team Career Kick Return Touchdowns: Kenny Henderson, 2 (2010)
Team Career Kick Returns: Kenny Henderson, 99 (2010)
Team Career Kick Return: Kenny Henderson, 58 yards (2010)

Sacks: Justin Warren, 8.0 (2010)

Team Career Sacks: Justin Warren, 8.0 (2010)

Total Tackles: Jason Harmon, 105 (2010)

Passes Defended: Will Pettis, 13 (2010)

Fumbles Recovered/Returned: Chris Brown, Duke Pettijohn, Brendan Pahulu, Jason Harmon, 1 (2010)

Fumble Return Touchdowns: Duke Pettijohn, Brendan Pahulu, Jason Harmon, 1 (2010)

Fumble Return Long: Chris Brown, 17 yards (2010)

Team Career Tackles: Jason Harmon, 105 (2010)

Team Career Passes Defended: Will Pettis, 13 (2010)

Team Career Fumbles Recovered/Returned: Chris Brown, Duke Pettijohn, Brendan Pahulu, Jason Harmon, 1 (2010)

Team Career Fumble Return Touchdowns: Duke Pettijohn, Brendan Pahulu, Jason Harmon, 1

Team Career Fumble Return Long: Chris Brown, 17 yards

Team All-Time Postseason Records

N/A

Record Team Game Highs

- **Rushes:** 13 - at Tulsa (4/10/10)
- **Yards Rushing:** 49 - at Alabama (6/19/10)
- **Yards Per Rush:** 10.0 - vs. Bossier-Shreveport (6/5/10)
- **TD Rushes:** 3 - at Tulsa (4/10/10)
- **Pass Attempts:** 47 - at Tulsa (4/10/10)
- **Pass Completions:** 31 - at Tulsa (4/10/10)
- **Yards Passing:** 374 - at Tulsa (4/10/10)
- **Yards Per Pass:** 13.2 - vs. OKC (4/30/10)
- **TD Passes:** 8 – twice, at Bossier-Shreveport (7/31/10)
- **Total Plays:** 63 - at Tulsa (4/10/10)
- **Total Offense:** 361 - at Tulsa (4/10/10)
- **Yards Per Play:** 7.5 - vs. Orlando (5/7/10)
- **Points:** 69 - vs. Bossier-Shreveport (6/5/10)
- **First Downs:** 31 - at Tulsa (4/10/10)
- **Penalties:** 12 - (Twice, 4/10/10 & 4/30/10)
- **Penalty Yards:** 91 - at Tulsa (4/10/10)
- **Turnovers:** 7 - vs. Orlando (5/7/10)
- **Sacks By:** 4 - vs. OKC (4/30/10)
- **Interceptions By:** 2 – Twice, at Chicago (7/17/10)

Record Individual Game Highs

- **Rushes:** 9 - Josh White at Tulsa (4/10/10)
- **Yards Rushing:** 42 - BJ Hall at Alabama (6/19/10)
- **TD Rushes:** 3 - Josh White at Tulsa (4/10/10)
- **Long Rush:** 34 - BJ Hall at Alabama (6/19/10)
- **Pass Attempts:** 47 - Shane Stafford at Tulsa (4/10/10)
- **Pass Completions:** 31- Shane Stafford at Tulsa (4/10/10)
- **Yards Passing:** 374 - Shane Stafford at Tulsa (4/10/10)
- **TD Passes:** 8 - Collin Drafts vs. Bossier-Shreveport (6/5/10), Daniel Raudabaugh at Bossier-Shreveport (7/31/10)
- **Longest Pass:** 44 - Collin Drafts vs. Orlando (5/7/10), Shane Stafford at Tulsa (4/10/10)
- **Receptions:** 12 - Matt Fields at Milwaukee (5/29/10), Larry Brackins at Jacksonville (5/14/10), Derek Lee at Tulsa (4/10/10)
- **Yards Receiving:** 151 - Derek Lee at Tulsa (4/10/10)
- **TD Receptions:** 5 - Larry Brackins at Jacksonville (5/14/10)
- **Long Reception:** 44 - Derek Lee vs. Orlando (5/7/10), Larry Brackins at Tulsa (4/10/10)
- **Field Goals:** 2 - Mark Lewis vs. Tampa Bay (7/9/10)
- **Long Field Goal:** 44 - Mark Lewis vs. Iowa (7/2/10)
- **Long Kickoff Return:** 56 - Kenny Henderson vs. Tulsa (6/14/10)
- **Tackles:** 12 - Chris Brown vs. Bossier-Shreveport (6/5/10)
- **Sacks:** 2.0 - Mike Landry vs. Orlando (5/7), Justin Warren vs. OKC (4/30/10), at Bossier-Shreveport (7/31/10)
- **Interceptions:** 2 - Delenall Reid @ Chicago (7/17/10)

Vigilante Regular Season Record Totals

Scoring	800 (2010)
Points per Game	50.0 (2010)
FIRST DOWNS	333 (2010)
Rushing	39 (2010)
Passing	230 (2010)
Penalty	60 (2010)
RUSH YARDAGE	223 (2010)
PASS YARDAGE	4,094 (2010)
Att-Comp-Int	594-365-18 (2010)
Average Per Game	255.8 (2010)
TDs Passing	81 (2010)
TOTAL OFFENSE	4,297 (2010)
Total Plays	728 (2010)
Average Per Play	5.9 (2010)
Average Per Game	268.5 (2010)
Fumbles-Lost	32-24 (2010)
Penalties-Yards	150-962 (2010)
Average Per Game	60.1 (2010)
3rd Down Conversions	50-108 (2010)
3rd-Down Pct	46.2 (2010)
4th Down Conversions	19-32 (2010)
4th-Down Pct	59.3 (2010)
Sacks	19.0 (2010)
Touchdowns Scored	110 (2010)
Field Goal-Attempts	9-20 (2010)
4-point drop-kick FGs	0 (2010)
PAT-Attempts	101-107 (2010)
2-point drop-kick PAT's	0 (2010)
ATTENDENCE (Total)	45,579 (2010)

Games/Avg Per Game

5,697 (2010)

Vigilante Postseason Record Totals

N/A

All-Time Roster

***- Injured Reserve**

OL Bogle, Phil (2010)
WR Brackins, Larry (2010)
QB Drafts, Collin (2010)
WR Fields, Matt (2010)
OL Gonzalez, Adrian (2010)
DB Harmon, Jason (2010)
WR Henderson, Kenny (2010)
DL Hicks, David (2010)
WR Lee, Derek (2010)
K Lewis, Mark (2010)
DB Lewis, Reggie (2010)
DL Nix, John (2010)
LB Pahulu, Brendan (2010)
LB/DL Pettijohn, Duke (2010)
DB/WR Pettis, Will (2010)
QB Raudabaugh, Daniel (2010)
DB Reid, Delenall (2010)
OL Roget, Ryan (2010)
DB Sullivan, Reggie (2010)
OL Taggart, Tommy (2010)
DL/LB Warren, Justin (2010)
OL/DL Washington, Tony (2010)
DB Wood, Clarence (2010)
*DB Brown, Chris (2010)
*OL/DL Crowley, Thomas (2010)
*WR Gonzalez, Steve (2010)
*QB Hall, BJ (2010)
*WR Howard, Danny (2010)
*WR Mason, Troy (2010)
*WR McCollister, Chavis (2010)
*DB Moten, Eddie (2010)
*OL/DL Nelson, Van (2010)
*OL Nsekhe, Ty (2010)
*QB Stafford, Shane (2010)
*DL Wilson, Gillis (2010)

Award Winners

WR Fields, Matt – AFL Catch of the Week, Week 15 (2010)

NOTES



