

MINNESOTA
Moose 1995 Season Summary





INSIDE THE IHL

1577 N. WOODWARD AVE. • SUITE 212 • BLOOMFIELD HILLS, MI 48304

FOR IMMEDIATE RELEASE
April 10, 1995

CONTACT: Tim Bryant or Scott Woods
(810) 258-0580

FIELD SET FOR TURNER CUP PLAYOFFS Best-of-Five Conference Quarterfinals Start This Week

DETROIT -- The Denver Grizzlies finished with the league's best record (57-18-6, 120 points), and the Fort Wayne Komets won all 4 of their games last week to claim the final playoff spot, both highlights of the final week of the 1994-95 International Hockey League regular season schedule. The Turner Cup Playoffs begin this week with the following best-of-5 Conference Quarterfinal series:

EASTERN CONFERENCE

Series "A" -- #1 Peoria vs. #8 Fort Wayne

Game 1 -- Thu.	April 13	at Peoria	7:00
Game 2 -- Mon.	April 17	at Peoria	7:00
Game 3 -- Fri.	April 21	at Fort Wayne	8:00
Game 4* -- Sun.	April 23	at Fort Wayne	6:00
Game 5* -- Tue.	April 25	at Peoria	7:00

Series "B" -- #2 Detroit vs. #7 Kansas City

Game 1 -- Thu.	April 13	at Detroit	7:30
Game 2 -- Mon.	April 17	at Detroit	7:30
Game 3 -- Fri.	April 21	at Kansas City	7:30
Game 4* -- Sat.	April 22	at Kansas City	7:30
Game 5* -- Tue.	April 25	at Detroit	7:30

Series "C" -- #3 Cincinnati vs. #6 Cleveland

Game 1 -- Fri.	April 14	at Cincinnati	7:30
Game 2 -- Sat.	April 15	at Cincinnati	7:30
Game 3 -- Thu.	April 20	at Cleveland	7:00
Game 4* -- Sun.	April 23	at Cleveland	7:30
Game 5* -- Tue.	April 25	at Cincinnati	7:30

Series "D" -- #4 Kalamazoo vs. #5 Chicago

Game 1 -- Wed.	April 12	at Kalamazoo	7:00
Game 2 -- Sat.	April 15	at Kalamazoo	7:30
Game 3 -- Sat.	April 22	at Chicago	7:30
Game 4* -- Sun.	April 23	at Chicago	3:00
Game 5* -- Tue.	April 25	at Kalamazoo	7:00

WESTERN CONFERENCE

Series "E" -- #1 Denver vs. #8 Minnesota

Game 1 -- Thu.	April 13	at Denver	7:00
Game 2 -- Sat.	April 15	at Denver	7:00
Game 3 -- Fri.	April 21	at Minnesota	7:00
Game 4* -- Sat.	April 22	at Minnesota	7:00
Game 5* -- Tue.	April 25	at Denver	7:00

Series "F" -- #2 Milwaukee vs. #7 San Diego

Game 1 -- Fri.	April 14	at Milwaukee	7:30
Game 2 -- Sat.	April 15	at Milwaukee	7:30
Game 3 -- Mon.	April 17	at San Diego	7:00
Game 4* -- Tue.	April 18	at San Diego	7:00
Game 5* -- Sat.	April 22	at Milwaukee	7:30

Series "G" -- #3 Las Vegas vs. #6 Atlanta

Game 1 -- Wed.	April 12	at Las Vegas	7:00
Game 2 -- Fri.	April 14	at Las Vegas	7:00
Game 3 -- Thu.	April 20	at Atlanta	7:30
Game 4* -- Mon.	April 24	at Atlanta	7:30
Game 5* -- Wed.	April 26	at Las Vegas	7:00

Series "H" -- #4 Phoenix vs. #5 Houston

Game 1 -- Thu.	April 13	at Phoenix	7:00
Game 2 -- Sat.	April 15	at Phoenix	7:00
Game 3 -- Fri.	April 21	at Houston	7:00
Game 4* -- Sat.	April 22	at Houston	7:00
Game 5* -- Wed.	April 26	at Phoenix	7:00

* = If necessary

All times local.

The winner of each series will advance to the Conference Semifinals, which be conducted in a best-of-7 game format. The teams will be re-seeded for the next round, with surviving division winners receiving the top seeds; other teams are positioned according to regular season point totals.

IHL RECORD ATTENDANCE SEASON TOTALS IN EXCESS OF 5.75 MILLION: The final numbers are in, showing that the IHL drew a total of 5,757,894 fans, an average of 8,261, during the 697-game regular season. That's a dramatic 63% increase in total attendance over last season's previous record of 3.53 million. **MORE ATTENDANCE DETAILS ON PAGE 3.**

(continued)

PLAYOFF SERIES PREVIEWS: A capsule look at the Conference Quarterfinal matchups...

EASTERN CONFERENCE

#1 Peoria (51-19-11) vs. #8 Fort Wayne (34-39-8)

Peoria won season series 7-4...teams meet for the 5th time in the playoffs, including last season when Fort Wayne won in a first round upset...Rivermen posted 2nd-most points in IHL this season (113)...Komets won last 5 games of year to make playoffs for 20th time in a row.

#2 Detroit (48-27-6) vs. #7 Kansas City (35-40-6)

Northern Division champ Vipers joined Denver as new teams to post 100-plus points...KC in playoffs with 76 regular season points after missing postseason last year after a 90-point finish...teams split their 2 regular season meetings with both posting a road victory.

#3 Cincinnati (49-22-10) vs. #6 Cleveland (34-37-10)

It's a 1st round Battle of Ohio...Cyclones dominated regular season matchups, winning 7 of 9 contests...Cincinnati posted its 2nd season in a row of 100-plus points (108 this year, 107 in 1993-94)...Lumberjacks are back in playoffs after missing postseason last year.

#4 Kalamazoo (43-24-14) vs. #5 Chicago (34-33-14)

K-Wings make the playoffs for the 19th time in 21 seasons, but are looking to make it to the Finals for first time since '81...1st-year Wolves were never higher than 4 games over .500 or 2 games below .500 this year...Kalamazoo won season series 5 victories to 3.

WESTERN CONFERENCE

#1 Denver (57-18-6) vs. #8 Minnesota (34-35-12)

Grizzlies posted the 4th-highest point total in league history and most ever by a 1st-year team (120)...Moose went 29-22-7 since being 8 games below .500 on Dec. 7 (5-13-5)...Denver won all 7 regular season games (2 in shootouts)...teams played in regular season opener.

#2 Milwaukee (44-27-10) vs. #7 San Diego (37-36-8)

Admirals led Central Division for the final 181 days of regular season (since Oct. 23)...Milwaukee is just 2-15 in all-time playoff series, having lost last 6...Gulls make 4th consecutive postseason appearance...San Diego won 4 of 6 regular season games vs. Admirals, 3 in shootouts.

#3 Las Vegas (46-30-5) vs. #6 Atlanta (39-37-5)

Thunder takes on the defending Turner Cup champs...Las Vegas took a surprise 1st round exit last year, falling to San Diego 4 games to 1...Knights have won 4 of their 5 playoff series over last 2 seasons...Thunder won 4 of the 5 regular season meetings this year.

#4 Phoenix (41-26-14) vs. #5 Houston (38-35-8)

Roadrunners make the playoffs for 2nd time in club history, 1st time since '91, posting a club record 91 pts...expansion Aeros won their last 3 games to finish 5th in the Central Division...Phoenix won 4 of 6 regular season meetings between the clubs.

LEAGUE-LEADING FINAL RESULTS: Below are the final statistical leaders for the 1994-95 IHL regular season...

Huber Trophy (Best Regular Season Record)

Denver Grizzlies (57-18-6, 120 pts.)

Scoring Title*

Stephane Morin, Minnesota (114 pts.)

Power Play Goals

Yanic Perreault, Phoenix & Steve Maltais, Chicago (19)

Plus-Minus

Todd Richards, Las Vegas (+49)

Top Scoring Defenseman

Dale DeGray, Cleveland (77 pts.)

Goaltender Minutes

Tommy Salo, Denver (3,810)

Goals

Steve Maltais, Chicago (57)

Game Winning Goals

Kip Miller, Denver (11)

Shooting Percentage

Daniel Shank, Detroit (.220)

Goals Against Average**

Tommy Salo, Denver (2.60)

Shutouts

Rick Knickle, Detroit; Mike Torchia,

Kalamazoo; Tommy Salo, Denver;

Pokey Reddick, Las Vegas & Parris Duffus, Peoria (3)

Assists

Stephane Morin, Minnesota (81)

Shorthanded Goals

Hubie McDonough, San Diego (6)

Rookie Scoring

Jan Caloun, Kansas City (73 pts.)

Goaltender Wins

Tommy Salo, Denver (45)

Save Percentage

Frederic Chabot, Cincinnati (.912)

* Morin will receive the Leo P. Lamoureux Memorial Trophy as regular season scoring champion.

**Salo will receive the James Norris Memorial Trophy which goes to the goaltender(s) with the fewest goals against during the regular season.

PLAYOFFS TV SCHEDULE (other games may be added to schedule later in week):

Date	Game	Station(s)	Satellite Coordinates (subject to change)	Time (ET)
Wed. April 12	Game 1 -- Atlanta at Las Vegas	SportsSouth-Atlanta	Spacenet 3, Trans. 19	10:00
Thu. April 13	Game 1 -- Kansas City at Detroit	PASS-Detroit	Spacenet 3, Trans. 21	7:30
Fri. April 14	Game 2 -- Atl. at Las Vegas	SportsSouth-Atlanta	Spacenet 3, Trans. 19	11:00 (in progress)
Mon. April 17	Game 2 -- K.C. at Detroit	PASS-Detroit	Spacenet 3, Trans. 21	7:30

(continued)

PLAYER OF THE WEEK -- PETER SIDORKIEWICZ, FORT WAYNE KOMETS: The Fort Wayne Komets surge into the final IHL playoff spot was led by the outstanding goaltending of veteran Peter Sidorkiweicz, who was voted the league's Player of the Week for games of April 3-9.

Sidorkewicz posted a 3-0 record with a 2.33 goals against average and a .938 save percentage while turning in victories over Indianapolis (2 goals, 30 saves), Peoria (1 goal, 32 saves); and Cleveland (4 goals, 44 saves) with the latter game clinching a spot in the postseason for the Komets.

Runner-up for Player of the Week honors was Phoenix center Devin Edgerton who scored 8 points (5 goals, 3 assists) over 4 games while helping the Roadrunners to a 3-0-1 final week. Dave Tomlinson, who scored all 4 Cincinnati goals Friday in a victory at Kalamazoo, received honorable mention.

MARCH PLAYER OF THE MONTH -- STEVE MALTAIS, CHICAGO WOLVES: Maltais scored a league-leading 25 points (14 goals, 11 assists) over 13 March contests, finishing the month with a 12-game point scoring streak. He had 8 multiple-point games, including 4 games with 2 or more goals. His top performance came March 19 vs. Las Vegas, scoring a team-record 6 points (3 goals, 3 assists).

Runner-up honors went to Las Vegas Thunder center Patrice Lefebvre, who was second in scoring during the month with 22 points and finished with an 11-game point streak. Honorable mention went to Paul Lawless (LW, Cincinnati); Tommy Salo (G, Denver) and Darin Madeley (G, Detroit).

ATTENDANCE NOTES (continued from page 1): Five teams exceeded the previous club single-season attendance record of 389,876 (9,509 average) set in 1993-94 by the Milwaukee Admirals. The record breakers were -- Detroit 584,788 (14,263); Denver 495-865 (12,094); Houston 479,264 (11,689); Chicago 472,002 (11,512); and Milwaukee 404,327 (9,861).

Team franchise records at the gate were also set by Cleveland 350,223 (8,542); Atlanta 348,632 (8,503); Phoenix 267,143 (6,515); Indianapolis 222,492 (5,426) and Kalamazoo 172,928 (4,217). Eight of the 12 returning franchises from last season experienced attendance increases in 1994-95. The Cleveland Lumberjacks, Denver Grizzlies and Houston Aeros each set pro hockey single-season attendance records in their respective cities. League-wide, there were 190 games which drew in excess of 10,000 fans, 27.3% of all IHL contests.

BOUDREAU JOINS SPIDERS: The expansion San Francisco Spiders have announced the hiring of former Fort Wayne head coach Bruce Boudreau as their assistant general manager and coach. Boudreau, 40, was the IHL's Coach of the Year in 1993-94, taking the Komets to the Turner Cup Finals. He also had a 19-year playing career which included parts of 8 seasons in the NHL and 3 in the IHL. "Bruce will be a tremendous asset to me and the entire Spiders organization," said San Francisco General Manager and Head Coach Jean Perron. "His multi-faceted experience with coaching, recruiting, scouting and playing will assist me in building a hockey team that will be a major contender in the IHL."

I-WITNESS NEWS (Off-the-ice notes around the IHL): Matt Musgrove has been appointed public relations director of the ATLANTA KNIGHTS, replacing Jill Middleman who has resigned; Musgrove spent this season as the Knights publication manager...during their annual Trophy Night Ceremony, following last Saturday's final regular season home game, the KALAMAZOO WINGS honored Jerry Hagan, who at age 92, is retiring after spending the last 16 years working in corporate group sales and community relations with the team; Hagan previously was sports editor of the Kalamazoo Gazette and worked as a publicist for Jim Gilmore Enterprises which promoted four-time Indy 500 winner A.J. Foyt...the KANSAS CITY BLADES announced that marketing director Jim Loria has been promoted to Assistant General Manager and signed to a new 3-year contract; Loria, an 18-year veteran of the hockey industry, has been with the Blades since their inception in 1990 and was named the IHL's top marketing director in 1992-93.

50TH ANNIVERSARY MOMENTS

April 12, 1991 -- A then-playoff record crowd of 11,491 at Phoenix saw the Roadrunners beat Salt Lake 7-5 en route to a 4-game sweep of their quarterfinal playoff series.

April 14, 1960 -- Elliot Chorley scores in the 4th overtime to give Saint Paul a 5-4 victory over host Fort Wayne in the longest contest in league playoff history. Fans at Memorial Coliseum in Fort Wayne saw a total game time of 118 minutes, 29 seconds, with the game ending at 1:25 a.m.

April 15, 1950 -- The Chatham Maroons defeated the Sarnia Sailors 4-3 in Game 7 of the Turner Cup Finals. Chatham rallied from a 2-0 series deficit to claim the crown, the last IHL title won by a Canadian team.



MEDIA INFORMATION

1577 N. WOODWARD AVE. • SUITE 212 • BLOOMFIELD HILLS, MI 48304

FOR IMMEDIATE RELEASE
April 11, 1995

CONTACT: Tim Bryant, IHL (810) 258-0580, or,
Joanie St. Peter, Minnesota Moose (612) 292-3308

MINNESOTA'S MORIN CAPTURES SCORING TITLE ***IHL Points Leader Wins Leo P. Lamoureux Memorial Trophy***

DETROIT -- Center **Stephane Morin** (mohr-AN) of the expansion Minnesota Moose is the International Hockey League's scoring champion for the 1994-95 regular season, totaling 114 points, including 33 goals and a league-leading 81 assists.

Morin will be presented with the Leo P. Lamoureux Memorial Trophy, awarded annually to the IHL scoring champ, prior to Minnesota's first home playoff game on Friday, April 21 against the Denver Grizzlies at the Target Center in Minneapolis.

The 26-year-old Morin played in all 81 games, scoring points in 62 contests. His top month was January when he was runner-up for Player of the Month honors by scoring 23 points (4 goals, 19 assists) over 12 games. Morin, who also led his team with 5 game-winning goals, posted a 19-game point scoring streak from Dec. 8-Jan. 21, second longest in the IHL this season. His 12-game assist streak during that period was the longest in the league. Top individual games included a pair of team-record 5-point outings -- Oct. 26 vs. Houston (3 goals, 2 assists) and 5 assists March 31 vs. Las Vegas. He earned IHL Player of the Week honors for games of Feb. 6-12, less than a month after starting for the Western Conference in the 1995 IHL All-Star Game.


A veteran of six professional seasons, Morin was signed by the Moose last July after playing the previous five years in the AHL and NHL. He ranked third in the AHL scoring race last season scoring 109 points for Hamilton. He has 90 games of NHL experience among the Quebec Nordiques and Vancouver Canucks. Quebec selected Morin in the third round (43rd overall) at the 1989 NHL Entry Draft.

Morin becomes the first scoring champion from an IHL expansion club since Scott MacLeod with Salt Lake in 1984-85.

Finishing second in the points race was Cincinnati Cyclones center Dave Tomlinson with 110 points. Defending scoring champion Rob Brown of the Phoenix Roadrunners was next with 107 points, followed in fourth place by Kip Miller of the Denver Grizzlies with 106.

The Leo P. Lamoureux Memorial Trophy honors the former coach of the IHL Indianapolis Chiefs, in whose memory the award was dedicated after his death during the 1960-61 season.

###



MINNESOTA
MooseTM

News Release


Contact: Joanie St. Peter, 612/292-3308

Date: April 10, 1995

IHL PLAYOFF FORMAT

The IHL will use the following format guidelines for the 1995 Turner Cup Playoffs:

- The top 16 teams, based on total regular season points, qualify for the 1994-95 Turner Cup playoffs.
- Seeding will be based on Conference standings, with the division winners seeded 1-2 in their respective conferences, based on regular season point totals.
- In the event nine teams qualify from the Western Conference (and only seven from the Eastern), the No. 9 team would participate in the Eastern Conference playoffs, and will be seeded according to its regular season point total.
- Conference Quarterfinals will be best-of-five series (played in 2-2-1 format). Conference Semifinals, Conference Finals and Turner Cup Championship will be best-of-seven series (played in a 2-2-1-1-1 format if competing teams are based within 300 miles of one another, if competing teams are beyond 300 miles apart, the series would be played in a 2-3-2 format unless otherwise agreed upon by both clubs).
- First-round action has the No. 1 seed playing the No. 8 seed; No. 2 vs No. 7; No. 3 vs No. 6; No. 4 vs No. 5, in each conference. After each round, the teams are re-seeded based on regular season point totals.
- There are no shootouts in the post-season. All ties will be played in the sudden-death overtime format.



MINNESOTA
MooseTM

News Release

Contact: Joanie St. Peter, 612/292-3308

Date: April 10, 1995

BIG GAME HUNT HELPS FANS FIND MOOSE

Coinciding with the Target Center playoff site announcement, the Moose also announced the kick-off of the *"Big Game Hunt"*, a fan-friendly program created to alleviate any confusion about where the Moose are playing their post-season games.

The Moose joined forces with corporate partners Cub Foods and Mothers Schnapps, and media partners Pioneer Press and KFAN/K102, to create and send the message to hockey fans.

During the month of April, each metro Cub Foods store will display a life-size cutout of Mick E. Moose, the popular Moose mascot. Tear-off sheets at each display will include playoff location sites for the first two rounds of the playoffs, coupons for Kellogg's Granola breakfast cereal as well as \$2-off coupons for a ticket to any first-round Moose playoff game. In addition, Cub Foods patrons can complete an entry form on the tear-off sheet to win a trip for two to a Turner Cup Championship Game or Moose merchandise.

Also, during April (while supplies last), Mothers Schnapps and the Moose have teamed-up with local Minneapolis/Saint Paul bars and restaurants to present a "scratch & win" game. Patrons of participating establishments can scratch and win playoff tickets, \$2 off first-round playoff tickets and Moose merchandise.

Media partners Pioneer Press and KFAN/K102 will broadcast "Big Game Hunt" details.

POST-SEASON LINEUP

<u>No</u>	<u>PLAYER</u>	<u>Pos</u>	<u>Pronunciation</u>
2	Dave Hakstol,	D	(HAK-stahl)
3 *	Shannon Finn	D	
4	Brad Miller	D	
5 *	Chris Imes	D	
7	Kris Miller	D	
8	Yvon Corriveau	LW	(EYE-vehn CORE-ih-voe)
9	Sean Williams	LW/RW	
10	Dave Snuggerud "A"	RW	(snug-er-rude)
11 *	John Young	C	
12	Todd Hawkins	RW	
14	Scott Scissons	C	(Sis-ehns)
16	John Brill	LW	
17 *	Larry Olimb	D/F	(oh-lim)
18	Kevin McKinnon	LW	
21 *	Scott Bell	LW/RW	
22	Dave Morissette	LW	(More-ih-SET)
23	Lou Franceschetti	LW	(France-eh-SKET-ee)
24	Mark Osiecki	D	(oh-SEE-kee)
25	Stephane Morin	C	(Stef-AHN Moh-RAN)
26	Darcy Martini	D	
27	Dave Christian "A"	RW	
29	Dean Kolstad	D	
32	Dan Currie	LW	(ker-ee)
34	Lyndon Byers	RW	(BYE-ers)
1	Dave Gagnon	G	(Gan-yahn)
30	Tom Draper	G	
40	Frank Pietrangelo	G	(Pee-ter-ANJ-ah-loe)

* Rookie

Head Coach, Frank Serratore
 Director of Player Development, Glen Sonmor
 Assist. Coaches, Mike Antonovich and Dave Morinville
 Team Therapist, James Fearing
 Trainer, Gary Smith
 Equipment Manager, Dan Schaefer
 Assist. Equip. Mgr, Brent Proulx



1995 PLAYOFF ROSTER

No	Position	HT	WT	Shot	Born	Hometown	1994-95 Team	League	GP	G	A	PTS	PIM
21	Right Wing	5-11	195	R	7/29/71	Inver Grove Hts., MN	Minnesota	IHL	3	2	1	3	2
34	Lyndon Byers*+	6-2	215	L	2/29/64	Nipawan, Sask.	Univ. of Minnesota	WCHA	41	18	21	39	100
27	Dave Christian	5-11	175	R	5/12/59	Warroad, MN	Minnesota	IHL	7	1	0	1	16
12	Todd Hawkins^	6-1	195	R	8/2/66	Kingston, Ont.	Minnesota	IHL	81	38	42	80	16
							Minnesota	IHL	47	10	8	18	95
							Cleveland	IHL	4	2	0	2	29
<u>No</u>	<u>Center</u>	<u>HT</u>	<u>WT</u>	<u>Shot</u>	<u>Born</u>	<u>Place of Birth</u>	<u>1993-94 Team</u>	<u>League</u>	<u>GP</u>	<u>G</u>	<u>A</u>	<u>PTS</u>	<u>PIM</u>
25	Stephane Morin	6-0	175	L	3/27/69	Montreal, Que.	Minnesota	IHL	81	33	81	114	53
14	Scott Scissons^+	6-1	200	L	10/29/71	Saskatoon, Sask.	Minnesota	IHL	23	7	9	16	6
10	Dave Snuggerud	6-0	190	L	6/20/66	Minnetonka, MN	Denver	IHL	7	2	3	5	6
11	John Young	5-10	180	L	8/31/69	S. Saint Paul, MN	Minnesota	IHL	72	25	23	48	57
<u>No</u>	<u>Left Wing</u>	<u>HT</u>	<u>WT</u>	<u>Shot</u>	<u>Born</u>	<u>Place of Birth</u>	<u>1993-94 Team</u>	<u>League</u>	<u>GP</u>	<u>G</u>	<u>A</u>	<u>PTS</u>	<u>PIM</u>
16	John Brill	6-3	210	L	12/3/70	Grand Rapids, MN	Minnesota	IHL	70	17	32	49	24
							Minnesota	IHL	29	3	4	7	16
							Kalamazoo	IHL	11	0	3	3	4
8	Yvon Corriveau	6-1	205	L	2/8/67	Welland, Ont.	Dayton	ECHL	35	14	27	41	59
32	Dan Currie^	6-2	195	L	3/15/68	Burlington, Ont.	Minnesota	IHL	62	18	24	42	26
							Minnesota	IHL	54	18	35	53	34
23	Lou Franceschetti*	6-0	190	L	3/28/58	Toronto, Ont	Phoenix	IHL	16	2	6	8	8
							Minnesota	IHL	4	1	0	1	12
22	Dave Morissette	6-1	210	L	12/24/71	Baie-Comeau, Que	London Wildcats	ColHL	37	14	41	55	64
18	Kevin McKinnon*	5-9	185	L	4/16/71	Carmon, Man.	Minnesota	IHL	50	1	4	5	174
							Minnesota	IHL	1	0	0	0	0
9	Sean Williams	6-1	185	L	1/28/68	Oshawa, Ont.	Erie	ECHL	67	37	48	85	28
<u>No</u>	<u>Defense</u>	<u>HT</u>	<u>WT</u>	<u>Shot</u>	<u>Born</u>	<u>Place of Birth</u>	<u>1993-94 Team</u>	<u>League</u>	<u>GP</u>	<u>G</u>	<u>A</u>	<u>PTS</u>	<u>PIM</u>
3	Shannon Finn*	6-2	195	L	1/25/72	Toronto, Ont	Minnesota	IHL	81	20	26	46	34
							Minnesota	IHL	3	0	2	2	6
2	Dave Hakstol	6-1	200	R	7/30/68	Warburg, Alta.	Univ. of Illinois, Chi	CCHA	37	9	23	32	38
5	Chris Imes	5-11	195	R	9/27/72	Birchland, MN	Minnesota	IHL	76	3	14	17	128
							Minnesota	IHL	2	0	0	0	4
29	Dean Kolstad	6-6	220	L	7/16/68	Edmonton, Alta.	Univ. of Maine	HE	43	4	29	33	18
26	Darcy Martini^	6-4	220	L	1/30/69	Castlegar, B.C.	Minnesota	IHL	73	6	18	24	71
							Minnesota	IHL	10	3	1	4	10
							Cape Breton	AHL	31	2	13	15	75
4	*Brad Miller	6-4	220	L	7/23/69	Edmonton, Alta.	Portland	AHL	22	3	6	9	28
7	Kris Miller	6-0	200	L	3/30/69	Taconite, MN	Minnesota	IHL	55	1	13	14	181
17	Larry Olimb	5-10	175	L	8/11/69	Warroad, MN	Minnesota	IHL	71	4	16	20	61
24	Mark Osiecki	6-2	200	R	7/23/68	Burnsville, MN	Minnesota	IHL	75	13	14	27	34
							Minnesota	IHL	35	1	2	3	18
<u>No</u>	<u>Goaltender</u>	<u>HT</u>	<u>WT</u>	<u>C</u>	<u>Born</u>	<u>Place of Birth</u>	<u>1993-94 Team</u>	<u>League</u>	<u>GP</u>	<u>MIN</u>	<u>GAA</u>	<u>W-L-T</u>	
30	Tom Draper	5-11	185	L	11/20/66	Outremont, Que.	Minnesota	IHL	59	3063	3.66	25-20-6	
1	Dave Gagnon	6-0	185	L	10/31/67	Windsor, Ont.	Minnesota	IHL	16	767	4.30	5-4-2	
40	Frank Pietrangelo^	5-10	185	L	12/17/64	Niagara Falls, Ont.	Roanoke	ECHL	29	1738	2.83	17-7-5	
							Minnesota	IHL	15	757	4.12	3-8-1	

Key: ^ Under NHL contract * Under 25-game contract + Injured Reserve

Frank Serratore, Head Coach / Director of Hockey Operations
 Glen Sonmor, Director of Player Development
 Mike Antonovich, Assistant Coach
 Dave Morinville, Assistant Coach
 Team Therapist, James Fearing
 Gary Smith, Trainer
 Dan Schaefer, Equipment Manager
 Brent Proulx, Assistant Equipment Manager

1994-95 MINNESOTA MOOSE FINAL STATS

PLAYER	POS	GP	G	A	PTS	+/-	PIM	PP	SH	GW	FG	OT	UG	SHOTS	PCT
Morin, Stephane	C	81	33	81	114	-5	53	4	3	5	3	0	1	206	16.0
Christian, Dave	RW	81	38	42	80	-30	16	8	4	1	5	0	3	307	12.4
Currie, Dan	LW	54	18	35	53	-25	34	4	0	4	6	0	0	141	12.8
(TOTALS)	LW	70	20	41	61	-38	42	5	0	4	6	0	0	183	10.9
*Young, John	C	70	17	32	49	-9	24	4	0	4	2	0	0	92	18.5
Snuggerud, Dave	RW	72	25	23	48	-6	57	6	4	1	3	0	3	208	12.0
Williams, Sean	C	81	20	26	46	-13	34	4	2	0	1	0	1	166	12.0
Corriveau, Yvon	LW	62	18	24	42	-19	26	6	0	1	2	0	0	152	11.8
*Olimb, Larry	C	75	13	14	27	-42	34	2	0	1	1	0	2	120	10.8
Kolstad, Dean	D	73	6	18	24	1	71	1	1	0	0	0	0	160	3.8
Scissons, Scott	C	23	7	9	16	-6	6	2	0	2	2	0	1	49	14.3
(TOTALS)	C	30	9	12	21	1	12	2	0	3	2	0	1	65	13.8
2 Hawkins, Todd	LW	47	10	8	18	-13	95	2	1	1	1	0	0	98	10.2
(TOTALS)	RW	51	12	8	20	-12	124	3	1	1	1	0	0	110	10.9
Miller, Kris	D	71	4	16	20	-4	61	0	1	0	1	0	0	116	3.4
Hakstol, Dave	D	76	3	14	17	-3	128	0	0	1	0	0	0	105	2.9
Miller, Brad	D	55	1	13	14	-3	181	0	0	0	0	0	0	56	1.8
2 *Brill, John	RW	29	3	4	7	-6	16	0	0	0	1	0	0	54	5.6
(TOTALS)	RW	40	3	7	10	-6	20	0	0	0	1	0	0	60	5.0
*Morissette, Dave	LW	50	1	4	5	-5	174	0	0	0	0	0	0	12	8.3
Martini, Darcy	D	10	3	1	4	-5	10	1	0	0	1	0	0	24	12.5
*Bell, Scott	F	3	2	1	3	4	2	0	0	0	0	0	0	10	20.0
2 Osiecki, Mark	D	35	1	2	3	-22	18	0	0	0	0	0	0	29	3.4
(TOTALS)	D	39	1	2	3	-23	22	0	0	0	0	0	0	30	3.3
*Finn, Shannon	D	3	0	2	2	1	6	0	0	0	0	0	0	1	0.0
Franceschetti, Lou	RW	4	1	0	1	-3	12	0	0	0	0	0	0	4	25.0
Byers, Lyndon	RW	7	1	0	1	-2	16	0	0	0	0	0	0	7	14.3
Gagnon, Dave	G	16	0	1	1	0	6	0	0	0	0	0	0	1	0.0
Draper, Tom	G	59	0	1	1	0	20	0	0	0	0	0	0	0	0.0
McKinnon, Kevin	LW	1	0	0	0	0	0	0	0	0	0	0	0	0	0.0
*Imes, Chris	D	2	0	0	0	-1	4	0	0	0	0	0	0	5	0.0
Pietrangelo, Frank	G	15	0	0	0	0	6	0	0	0	0	0	0	0	0.0
BENCH		81	9		9		20			9					
TOTALS		81	271	441	712		1313	52	17	34	36	0	12	2480	10.9

	GPI	MIN	AVG	W	L	SOL	EN	SO	GA	SAVES	SPCT
Draper, Tom	59	3063:14	3.66	25	20	6	7	1	187	1391	0.881
Pietrangelo, Frank	15	756:57	4.12	3	8	1	1	0	52	349	0.870
Gagnon, Dave	16	767:19	4.30	5	4	2	1	0	55	372	0.871
TEAM TOTALS	81	4860:00	4.15	34	35	12	9	1	336	2220	0.869

FORMER MOOSE

PLAYER	POS	GP	G	A	PTS	+/-	PIM	PP	SH	GW	FG	OT	UG	SHOTS	PCT
2 Gavin, Stewart	RW	22	4	7	11	-2	21	0	0	0	1	0	0	49	8.2
(TOTALS)	RW	40	6	9	15	-13	53	0	0	0	2	0	0	87	6.9
Humeniuk, Scott	D	47	10	15	25	-3	55	5	1	2	2	0	1	95	10.5
2 Kravets, Mikhail	RW	37	7	15	22	-13	21	0	0	1	0	0	0	37	18.9
(TOTALS)	RW	44	7	15	22	-15	25	0	0	1	0	0	0	40	17.5
Shank, Daniel	RW	19	4	11	15	-4	30	1	0	1	1	0	0	47	8.5
*Hynnes, Chris	D	25	3	4	7	-11	22	0	0	0	0	0	0	33	9.1
Daniels, Kimbi	C	10	1	4	5	-3	2	0	0	0	0	0	0	11	9.1
Atcheynum, Blair	RW	17	4	6	10	-4	7	0	0	0	1	0	0	31	12.9
Larson, Reed	D	9	2	2	4	-3	11	2	0	0	0	0	0	21	9.5
Hartje, Tod	RW	6	1	1	2	-7	6	0	0	0	1	0	0	11	9.1
Smith, Mike	D	13	0	2	2	-3	0	0	0	0	0	0	0	7	0.0
Linnell, Derek	D	3	1	0	1	-3	2	0	0	0	1	0	0	2	50.0
Wilson, Ross	RW	2	0	1	1	-1	0	0	0	0	0	0	0	2	0.0
Huber, Phil	C	3	0	1	1	-2	0	0	0	0	0	0	0	1	0.0
Torrel, Doug	RW	4	0	1	1	-3	0	0	0	0	0	0	0	4	0.0
Wohlens, Nick	D	1	0	0	0	0	2	0	0	0	0	0	0	0	0.0
Ferschweiler, Pat	C	1	0	0	0	-1	0	0	0	0	0	0	0	4	0.0
Smith, Brandon	D	1	0	0	0	1	0	0	0	0	0	0	0	1	0.0
Craievich, David	D	2	0	0	0	1	0	0	0	0	0	0	0	1	0.0
Derksen, Duane	G	7	0	0	0	0	4	0	0	0	0	0	0	0	0.0
Derksen, Duane		7	250:58		5.02		1	3	3		0	0	21	108	0.837

2) Total with Moose

1994-95 MINNESOTA MOOSE GAME-BY-GAME SUMMARY

No.	Date	Opp	Res	Score	Record	Goalie	GWG	Att	Notes
1	10/1	@Den	L	1-4	0-1-0	Draper	-	16,215	Blair Atcheynum scores team's first goal
2	10/7	Mil	L	1-2	0-2-0	Draper	-	11,652	
3	10/8	Den	SOL	1-2	0-2-1	Pietrangelo	-	7,282	Pietrangelo stops 43 of 44 shots in regulation
4	10/12	Atl	L	6-7	0-3-1	Pietrangelo	-	6,103	
5	10/15	@Det	L	1-4	0-4-1	Draper	-	12,651	
6	10/16	@Chi	W	6-1	1-4-1	Pietr/Draper	Morin	9,123	Team gets first win
7	10/21	@KC	L	4-8	1-5-1	Derksen	-	6,261	
8	10/23	@Hou	W	5-3	2-5-1	Draper	Morin	7,431	
9	10/26	Hou	SOL	6-7	2-5-2	Draper	-	5,243	Morin gets team's first hattrick
10	10/28	@Atl	W	5-3	3-5-2	Pietrangelo	Young	6,490	
11	10/29	@Atl	L	1-4	3-6-2	Pietrangelo	-	7,192	
12	10/30	Pho	L	4-8	3-7-2	Draper/Piet	-	4,133	
13	11/4	Hou	L	1-4	3-8-2	Pietrangelo	-	5,040	
14	11/5	Mil	L	4-7	3-9-2	Pietrangelo	-	6,301	Atcheynum scores :16 into game to set team mark
15	11/12	@FtW	L	0-3	3-10-2	Pietrangelo	-	8,103	
16	11/13	@Cin	W	4-2	4-10-2	Pietrangelo	Young	7,419	
17	11/15	Chi	W	4-3	5-10-2	Pietr/Derksen	Shank	7,323	First win at home
18	11/23	Hou	L	3-6	5-11-2	Draper	-	4,858	
19	11/25	Det	SOL	3-4	5-11-3	Draper/Derksen	-	4,962	
20	11/26	Det	SOL	2-3	5-11-4	Derksen	-	5,319	
21	11/27	@Hou	L	2-5	5-12-4	Derksen/Draper	-	10,625	
22	12/2	Mil	SOL	3-4	5-12-5	Draper/Derksen	-	6,150	Currie gets assist in his 1st game with Moose
23	12/3	Peo	L	2-5	5-13-5	Derksen/Draper	-	5,868	
24	12/7	Atl	W	2-0	6-13-5	Draper	Currie	4,312	Corriveau suffers facial injury - misses next 17 games
25	12/8	Atl	W	8-2	7-13-5	Draper	Scissons	4,244	Scissons gets hattrick; teams combine for 138 PIMs
26	12/9	@Hou	*W	3-2	8-13-5	Draper	Bench	10,127	First shootout win
27	12/14	Soviets	*W	5-4	9-13-5	Draper	Bench	4,770	
28	12/15	@Atl	W	4-3	10-13-5	Draper	Kravets	6,368	Moose win team-record 5th straight
29	12/16	@KC	L	4-7	10-14-5	Draper/Pietrangelo	-	5,875	
30	12/23	KC	L	2-5	10-15-5	Pietrangelo	-	7,642	
31	12/26	@Den	L	2-6	10-16-5	Pietrangelo	-	10,463	
32	12/27	@Mil	L	3-5	10-17-5	Draper	-	14,576	
33	12/30	San	W	4-2	11-17-5	Draper	Snuggerud	7,137	
34	12/31	San	W	4-2	12-17-5	Draper	Scissons	7,315	
35	1/5	@Atl	W	4-2	13-17-5	Draper	Christian	5,732	Held Atlanta to 17 shots - season low
36	1/6	LasV	L	1-3	13-18-5	Gagnon	-	7,169	Snuggerud assessed gm. mis for abuse of official
37	1/7	Ind	W	3-2	14-18-5	Draper	Currie	7,454	
38	1/10	Atl	W	4-3	15-18-5	Draper	Morin	4,427	
39	1/12	@Hou	L	2-4	15-19-5	Draper	-	11,282	
40	1/13	Cle	SOL	5-6	15-19-6	Gagnon	-	7,047	
41	1/14	Den	SOL	3-4	15-19-7	Draper	-	10,354	
42	1/20	@San	SOL	2-3	15-19-8	Draper	-	4,299	
43	1/21	@LV	W	6-5	16-19-8	Gagnon	Hakstol	8,921	Morin scores point in team-record 19th straight game
44	1/22	@San	L	2-5	16-20-8	Draper	-	3,603	
45	1/27	@Ind	W	3-1	17-20-8	Draper	Humenuik	5,601	
46	1/28	Cin	SOL	5-6	17-20-9	Draper	-	11,733	Team-record 15 shooters used in shootout
47	2/1	KC	W	7-4	18-20-9	Draper	Young	5,296	
48	2/2	@Pho	*W	5-4	19-20-9	Draper	Bench	3,548	
49	2/4	@Pho	L	4-8	19-21-9	Pietrangelo/Draper	-	13,055	
50	2/7	Hou	W	4-2	20-21-9	Draper	Corriveau	5,310	Currie signed by Tampa Bay- misses next 6 games
51	2/8	San	L	4-8	20-22-9	Draper/Gagnon	-	5,014	
52	2/11	@Mil	W	4-1	21-22-9	Draper	Morin	12,931	
53	2/14	@Peo	L	2-6	21-23-9	Draper	-	3,528	
54	2/18	@Kal	L	0-10	21-24-9	Draper/Gagnon	-	4,832	Worst defeat in team history
55	2/19	@Cle	*W	5-4	22-24-9	Gagnon	Bench	9,827	
56	2/21	Pho	SOL	2-1	22-24-10	Draper	-	6,870	
57	2/22	Pho	*W	3-2	23-24-10	Draper	Bench	8,034	Fastest shootout win-only 3 shooters used
58	2/25	@Mil	L	3-5	23-25-10	Draper	-	16,140	
59	2/26	@Mil	W	4-3	24-25-10	Gagnon	Currie	10,611	
60	2/28	Ftw	W	3-1	25-25-10	Draper	K.Miller	8,070	Moose finish best month with an 8-5-1 mark (.607)
61	3/3	@KC	SOL	2-3	25-25-11	Draper	-	8,146	
62	3/4	@Atl	L	2-4	25-26-11	Gagnon	-	14,667	
63	3/5	KC	*W	6-5	26-26-11	Draper/Gagnon	Bench	7,143	
64	3/7	Kal	W	5-4	27-26-11	Draper	Hawkins	7,660	Draper gets 20th win
65	3/12	Hou	L	4-5	27-27-11	Draper	-	7,667	
66	3/14	Atl	L	1-8	27-28-11	Draper/Gagnon	-	6,128	
67	3/15	Atl	W	2-1	28-28-11	Gagnon	Young	5,126	
68	3/17	@San	W	5-3	29-28-11	Gagnon	Morin	3,429	Morissette cuts hand-misses next 10 games
69	3/18	@San	W	4-3	30-28-11	Draper	Humenuik	4,629	2 games above .500 - season high
70	3/19	Mil	L	4-7	30-29-11	Gagnon/Draper	-	7,934	Morin gets 100th point with assist
71	3/24	@Den	L	2-5	30-30-11	Draper	-	13,103	
72	3/25	@Den	L	2-7	30-31-11	Gagnon/Draper	-	15,195	
73	3/26	Den	L	4-7	30-32-11	Draper	-	6,853	
74	3/29	KC	W	2-1	31-32-11	Draper	Bench	6,989	Franceschetti plays first game as Moose
75	3/31	LV	W	5-4	32-32-11	Draper	Currie	7,587	Currie-hattrick; Morin takes scoring lead with 5 assis.
76	4/1	LV	L	2-7	32-33-11	Draper	-	12,772	Largest crowd of season on Fan Appreciation Night
77	4/2	@Hou	*W	4-3	33-33-11	Draper	Bench	15,773	Moose clinch playoff spot with shootout win
78	4/5	@KC	L	5-6	33-34-11	Draper	-	6,871	
79	4/7	@LV	SOL	3-4	33-34-12	Gagnon	-	7,297	Bell & Finn join Moose for first game
80	4/8	@LV	*W	6-5	34-34-12	Draper	Bench	8,514	Chris Imes plays first game as Moose.Morin has 1-2-3
81	4/9	@Pho	L	2-3	34-35-12	Gagnon	-	8,262	

1994-95 MOOSE PLAYER NOTES



1 DAVE GAGNON (G)

16 GP, 4.15 GAA, 5-4-2. .869 SVPTG

6-0, 185 lbs 27 Years old
Windsor, Ont. 10/31/67

1994-95: On road: 4-2-1 in 9 games ... At home: 1-2-1 in 7 games ... Originally called up from Roanoke on Jan. 4 and got his first start in a 3-1 loss against Las Vegas Jan. 6 ... Went back to Roanoke Jan. 23rd then came up again on Feb. 7 ... Posted his first Moose win Jan. 21 at Las Vegas ... With Roanoke Express, he finished 3rd in ECHL goaltending with a 2.83 GAA, ranked second in the league with a .917 save percentage, and had a 17-7-5 record ... Opened last fall at the Moose training camp ... 1-0-2 in 3 shootouts, making 10 saves on 18 shots for a 55.5% save percentage ... Shootout win came at Cleveland on Feb. 19 ... **CAREER NOTES:** Five-year pro ... 1990 ECAC First All-Star Team ... **PLAYOFF NOTES:** 1994 ECHL playoff MVP with Toledo and 1991 ECHL post-season MVP with Hampton Roads, leading the league in post-season wins and GAA both years.

2 DAVE HAKSTOL (D)

76 GP, 3-14-17, 128 PIMS

6-1, 200 lbs 26 Years old
Warburg, Alta. 7/30/68

1994-95: Team captain ... At home: 2-6-8 in 39 games ... On road: 1-8-9 in 37 games ... One game misconduct (1/10 vs Atlanta) ... Posted his first goal of the season Dec. 23 vs Kansas City ... 1 GWG ... 2-point game 1/21 at Las Vegas ... Even or better in 49 of 76 games ... Points in 16 games ... Missed five games due to injury ... **CAREER NOTES:** Played two-plus seasons at the University of North Dakota (1989-92) ... **PLAYOFF NOTES:** Will see his first post-season action since turning pro in 1992 Didn't play post-season in the last three years with Indianapolis Ice.

3 SHANNON FINN (D)

3 GP, 0-2-2, 6 PIMS

6-2, 195 lbs 23 Years old
Toronto, Ont. 1/25/72

1994-95: At home: did not play ... On road: 0-2-2 in 3 games ... Played his first game as a Moose April 7 at Las Vegas ... First point was an assist April 8 at Las Vegas ... Signed to a 25-game contract April 6 ... Just finished his senior year at the University of Illinois, Chicago (UIC) ... Finished third in scoring for the Flames with 9-23-32 in 37 games ... **CAREER NOTES:** Served as alternate captain for three seasons with the Flames ... Received Academic Achievement Award as a sophomore ... 10th pick of the supplemental draft by the Philadelphia Flyers in 1993 ... Father is an NHL linesman Ron Finn ... **PLAYOFF NOTES:** Ousted in first round of the playoffs this year ... As a junior at Bramalea, was runner-up in Toronto's Metro Junior Championships.

4 BRAD MILLER (D)

55 GP, 1-13-14, 181 PIMS

6-4, 220 lbs 25 Years old
Edmonton, Alta. 7/23/69

1994-95: At home: 0-8-8 in 32 games ... On road: 1-5-6 in 23 games ... Even or better in 34 of 55 games ... Led the team with 181 penalty minutes ... Missed 25 games this year with injuries ... Tallied his lone goal of the season on Feb. 14 at Peoria ... 2 assists 2/11 at Milwaukee ... **CAREER NOTES:** Buffalo's second choice, 22nd overall, in the 1987 entry draft ... Teammate of Dave Snuggerud during his tenure with the Sabres organization from 1988-92 and teammate of Kris Miller while with Saint John's last year ... **PLAYOFF NOTES:** Has only missed the playoffs once in eight seasons and has played post-season for the past five years; three with Rochester (AHL) and the last two with St. John's (AHL).

5 CHRIS IMES (D)**2 GP, 0-0-0, 4 PIMS****5-11, 195 lbs** **22 Years old**
Birchland, MN **9/27/72**

At home: did not play ... On road: 0-0-0 in 2 games ... Played his first game with the Moose on April 8 at Las Vegas ... Signed to a contract April 7 ... Just finished senior year at the University of Maine where he captained the NCAA runner-up Black Bears ... 1995 Hockey East Player of the Year and Hobey Baker runner-up ... 1995 First-Team All-American, NCAA All-Tournament Team, East Regional All-Tournament Team ... **CAREER NOTES:** Played for 1994 U.S. Olympic Team ... Fourth defenseman in University of Maine history to score over 100 career points ... 1993 First-Team All-American ... **PLAYOFF NOTES:** This season, led Maine Black Bears to the NCAA Championships where Boston University prevailed ... Black Bears won the 1993 NCAA Tourney and was selected to All-Tournament Team.

7 KRIS MILLER (D)**71 GP, 4-16-20, 61 PIMS****6-0, 200 lbs** **26 Years old**
Taconite, MN **3/30/69**

1994-95: At home: 4-10-14 in 38 games ... On road: 0-6-6 in 33 games ... Finished second in points and assists among team defense ... February was most productive month at 2-5-7 in 14 games ... 1 SHG (2/28 vs Fort Wayne) ... 1 FG ... Points in 18 of 70 games ... Even or better in 50 of 71 games ... Missed 10 games with injury ... 2 assists 2/22 vs Phoenix; other 2-point night 3/26 vs Denver ... **CAREER NOTES:** Played for the Saint John Flames (AHL) last season where he was a teammate of Brad Miller ... Bemidji, MN native and four-year standout at the University of Minnesota, Duluth ... 1987 Mr. Hockey as the state's top prep player ... Montreal's sixth choice, 80th overall, in the 1987 NHL draft ... **PLAYOFF NOTES:** Had 2-3-5 in four games in 1992 with Raleigh (ECHL) in his only previous pro playoff experience.

8 YVON CORRIVEAU (LW)**62 GP, 18-24-42, 26 PIMS****6-1, 205 lbs** **28 Years old**
Welland, Ont. **2/8/67**

1994-95: At home: 7-13-20 in 30 games ... On road: 11-11-22 in 32 games ... Finished seventh in team scoring ... Most productive month was March: 5-5-10 in 15 games ... Points in 34 of 62 games ... 3 points (1-2) on 4/7 at Las Vegas ... Tied for second with 6 PPGs ... 1 GWG ... 2 FG ... 5-game point streak 3/18-3/26 (4-2-6) ... Missed 17 games with facial injuries suffered Dec. 7 vs Atlanta ... **CAREER NOTES:** Played in the Hartford Whalers' organization for four of the last five seasons ... Has averaged more than a point-per-game throughout his AHL career, posting 232 points (116-116) in 229 games ... **PLAYOFF NOTES:** Has missed the playoffs just once (1993 with San Jose/Hartford) in his 10-year career ... Led Springfield Indians (AHL) to 1991 Calder Cup Championship and led the league with 10 post-season goals that year (10-6-16 in 18 games).

9 SEAN WILLIAMS (LW)**81 GP, 20-26-46, 34 PIMS****6-1, 185 lbs** **27 Years old**
Oshawa, Ont. **1/28/68**

1994-95: At home: 9-16-25 in 41 games ... On road: 11-10-21 in 40 games ... One of three players to play in all 81 games ... 6th in team point-scoring and 4th in goal-scoring ... Set team record with goals in five straight games (6-4-10) 10/16- 11/4 ... 10 multiple-point games and points in 32 of 80 games ... Four 2-goal games ... 4 PPGs ... 2 SHGs ... 1 FG ... 4-point night (2-2) on 10/26 vs Houston ... Two 3-point nights ... One of 5 Moose to reach the 20-goal mark and its the sixth time he has hit that plateau in the "I" ... **CAREER NOTES:** Played junior hockey with Oshawa (OHL) before turning pro ... Played four seasons in the Chicago system and one at Finstral Gardena in Italy ... A teammate of Dave Hakstol in 1992-93 at Indianapolis ... **PLAYOFF NOTES:** Has seen post-season action in four of five years in the IHL, including his most-recent playoffs - one round with Indianapolis in 1993.

10 DAVE SNUGGERUD (C)**72 GP, 25-23-48, 57 PIMS****6-0, 190 lbs** **28 Years old**
Minnetonka, MN **6/20/66**

1994-95: Alternate Captain ... At home: 17-12-29 in 38 games ... On road: 8-11-19 in 34 games ... 5th in team point-scoring and 3rd in goals ... Ranked 2nd with 6 PPGs ... Most productive month was March: 8-3-11 in 14 games ... 11 multiple-point games ... 3 assists on 10/12 vs Atlanta ... 5 two-goal games ... Tied for 2nd on the team with 6 PPGs ... Tied for the team lead with 4 SHGs ... 1 GWG ... 3 FGs ... Leads the team with 3 unassisted goals ... Suspended for 3 games this season (1/7 vs IND, 2/7 vs HOU and 3/4 at ATL) for "physical contact with an official" ... **CAREER NOTES:** Selected first overall by Buffalo in the 1987 Supplemental Draft ... Along with John Young, became the first Moose players to sign on July 8 ... A teammate of Brad Miller's while playing for the Buffalo Sabres from 1989-1992 ... Played college hockey at the U of Minnesota ... Member of the 1988 U.S. Olympic Team ... **PLAYOFF NOTES:** Saw first-round action his first two years pro with Buffalo in 1990 & 91... 2nd-place finish in the 1989 NCAA Final Four with the Gophers.

11 JOHN YOUNG (C)**70 GP, 17-32-49, 24 PIMS****5-10, 180 lbs** **24 Years old**
S. St. Paul, MN **8/31/69**

At home: 10-18-28 in 33 games ... On road: 7-14-21 in 37 games ... 4th in team scoring and 4th in assists ... Moose's top rookie scorer ... Most productive months October (3-6-9) and March (2-7-9) ... Tied for 2nd with 4 GWGs ... 4 PPGs ... 2 FGs ... Points in 34 of 70 games ... 5-game point streak twice: 10/16-10/28 (3-4) and 11/27-12/8 (2-4) ... Three assists 2/8 vs San Diego ... 15 multiple-point games ... **CAREER NOTES:** Last summer, played for the Arctic Blast of the Roller Hockey International where he led the league in scoring (30-49-79) in 22 games... As a rookie ranked third in East Coast Hockey League scoring last season with 35-69-104 in 66 games ... Twice named as second team all-WCHA selection at Michigan Tech and was MVP his final season in 1992-93 ... **PLAYOFF NOTES:** Went two rounds with Greensboro (ECHL) last season.

12 TODD HAWKINS (RW)**51 GP, 12-8-20, 124 PIMS****6-1, 195 lbs** **28 Years old**
Kingston, Ont. **8/2/66**

At home: 6-4-10 in 24 games ... On road: 4-4-8 in 23 games ... 4th in Moose PIMs ... Most productive month was March: 5-5-10 in 15 games ... Tied team record with 5-game goal streak 2/28-3/7 (5-1-6) ... 6-game point streak 2/28-3/12 (5-2-7) ... Missed 19 games due to injury, including 15 with an elbow injury (12/30-2/1)... 3 PPG ... 1 SHG ... 1 GWG ... 1 FG ... Two 2-point games ... Began the regular season with Cleveland and was loaned to the Moose Nov. 7 ... Played his first regular season game as a Moose Nov. 12 at Fort Wayne ... Under NHL contract with the Pittsburgh Penguins ... **CAREER NOTES:** Vancouver's 1986 10th choice, 217th overall ... 8th year pro ... Played junior hockey at Belleville (OHL) ... Played in Vancouver's organization for four years before signing with Toronto, then Pittsburgh last year ... **PLAYOFF NOTES:** Seen post-season action six of his eight years ... Led IHL in playoff PIMs in 1988 with 174 in 16 games with the Turner Cup Finalist Flint.

14 SCOTT SCISSONS (C)**30 GP, 9-12-21, 12 PIMS****6-1, 200 lbs** **23 Years old**
Saskatoon, Sask. **10/29/71**

At home: 5-7-12 in 13 games ... On road: 2-2-4 in 10 games... Missed the final 41 games of the season and is on injured reserve with a back injury ... Loaned to Moose on 11/7 from the Islanders ... Opened season with the Grizzlies ... Played final game of the season 1/13 ... 4-point game (3-1) 12/9 vs Atlanta ... 5-game point streak 12/9-12/16 ... **CAREER NOTES:** Third-year pro ... Islanders 1st choice, 6th overall in the 1990 Entry Draft ... Played with 1992 Canadian National Team ... Played juniors at Saskatoon (WHL) ... **PLAYOFF NOTES:** Played in the playoffs with both Islanders and Capital Dist. (AHL) in 1993.

16 JOHN BRILL (LW)**40 GP, 3-7-10, 20 PIMS****6-3, 210 lbs 24 Years old**
Grand Rapids, MN 12/30/70

At home: 2-2-4 in 14 games ... On road: 1-2-3 in 15 games ... After playing the majority of the season with Dayton (ECHL) and 11 games with Kalamazoo, he signed with the Moose in Feb. 3 ... 2 points (1-1) 3/7 vs Kalamazoo ... Ranked 3rd overall in the ECHL with +36 ... Recalled on three separate occasions by Kalamazoo where he played 11 games ... Attended Moose training camp during the fall ... **CAREER NOTES:** Pittsburgh's 3rd choice, 58th overall, in 1989 Entry Draft ... Played four seasons at the University of Minnesota 1989-93 ... Turned pro in 1993 and played for Dayton and Kalamazoo ... **PLAYOFF NOTES:** First pro year last year saw him play 3 games with Dayton in the ECHL playoffs.

18 KEVIN McKINNON (LW)**1 GP, 0-0-0, 0 PIMS****5-9, 185 lbs 24 Years old**
Carmon, Man. 4/16/71

Lone game with the Moose during the regular season was on March 26 against Denver ... Added to the Moose's 25-man roster on April 7 ... With the Erie Panthers (ECHL) this season ... 19 PPGs ranked second in the ECHL and second among Panthers ... Alternate Captain for the Panthers and represented the team in the ECHL All-Star Game ... Participated in Moose mini-camp last fall ... **CAREER NOTES:** First-year pro ... Was the sixth-leading scorer at the University of North Dakota Fighting Sioux last year.

17 LARRY OLIMB (D)**75 GP, 13-14-27, 34 PIMS****5-10, 175 lbs 25 Years old**
Warroad, MN 8/11/69

At home: 7-5-12 in 37 games ... On road: 6-9-15 in 38 games ... Rookie ... Points in 26 of 75 games ... 5-game point streak 10/21-10/30 (1-4) ... 2 PPGs ... 1 GWG ... 1 FG ... Most productive month was February: 4-3-7 in 14 games ... **CAREER NOTES:** Minnesota North Stars 10th choice (193rd overall) in the 1987 Entry Draft ... Played for the Minnesota Arctic Blast of Roller Hockey International (RHI) last summer ... Did not play last season ... University of Minnesota alumni (1988-92) ... Captained the 1992 Gopher squad ... **PLAYOFF NOTES:** Finished second overall in the 1989 NCAA Final Four ... Finished fourth with Warroad in the Minnesota State High School Hockey Tourney in 1987.

21 SCOTT BELL (F)**3 GP, 2-1-3, 2 PIMS****5-11, 195 lbs 23 Years old**
Inver Grove Hts., MN 7/29/71

At home: Did not play ... On road: 1-1-2 in 2 games ... Joined the Moose on April 4 ... 1-1-2 and +3 in his first game as a Moose April 7 at Las Vegas ... Just finished his senior year at the University of Minnesota where his Gophers went to the NCAA final four tourney in Providence ... **CAREER NOTES:** Co-captain at the U of M the last two years ... Awarded the 1992 & 1993 Most Determined Player Award ... Played with Sioux City of the USHL in 1989-90 ... Attended Simley High School in Inver Grove Heights ... **PLAYOFF NOTES:** In March he co-captained the Gophers to the NCAA Final Four in Providence.

22 DAVE MORISSETTE (LW)**50 GP, 1-4-5, 174 PIMS****6-1, 210 lbs 23 Years old**
Baie-Comeau, Que. 12/24/71

At home: 1-2-3 in 30 games ... On road: 0-2-2 in 20 games ... Finished 2nd on the team with 174 PIMS ... Missed the final 13 games with a hand injury ... Tallied lone goal March 7 vs Kalamazoo ... Missed Feb. 8 vs San Diego with an automatic one-game suspension after receiving his third game misconduct ... Rookie ... **CAREER NOTES:** Played junior hockey at Shawinigan (QMJHL) ... Turned pro in 1991-92 with Hampton Roads ... Played for the Roanoke Express last season ... Holds the 10th spot on the ECHL's all-time PIM list ... **PLAYOFF NOTES:** A member of the 1992 Hampton Roads Riley Cup Championship team ... Eliminated in the first round in each of the last two years since winning the championship.

23 LOU FRANCESCHETTI (LW)**4 GP, 1-0-1, 12 PIMS**6-0, 190 lbs 37 Years old
Toronto, Ont. 3/28/58

At home: Did not play ... On Road: 1-0-1 in 3 games ... Signed with the Moose April 2 following the completion of his season in London (ColHL) ... Played his first game as a Moose April 5 at Kansas City ... Had signed with the London Wildcats on Jan. 6 where he had 14-41-55 in 37 games ... **CAREER NOTES:** Coached Detroit Falcons of the Colonial Hockey League last year ... Played one season with Selva of the Italian League before joining the Wildcats of London ... Played 10 seasons (1981-92) with Boston, Buffalo and Toronto, accumulating 459 NHL games, 59 goals, 81 assists, 140 points and 747 penalty minutes ... **PLAYOFF NOTES:** A member of the 1980 Calder Cup champion Hershey Bears ... 44 NHL games of playoff experience and 34 minor league playoff games.

24 MARK OSIECKI (D)**35 GP, 1-2-3, 22 PIMS**6-2, 200 lbs 26 Years old
Burnsville, MN 7/23/68

At home: 1-1-2 in 18 games ... 0-1-1 in 17 games ... Signed 10/28 ... Was scoreless in four games with Detroit Vipers, where he started the season ... 2 of his 3 points came against Milwaukee ... Returned to the Moose line-up 3/24 at Denver after missing 29 games with injury ... **CAREER NOTES:** Calgary's 10th choice, 187th overall, in the 1987 draft ... Played for Kalamazoo last year and had 4-14-18 in 65 games ... Played four years at the University of Wisconsin ... 1990 selection to the NCAA All-Tourney team ... **PLAYOFF NOTES:** Won 1990 NCAA Championship with Wisconsin ... Burnsville High School team won Minnesota State HS Hockey Tournament in 1985 and 1986.

25 STEPHANE MORIN (C)**81 GP, 33-81-114, 53 PIMS**6-0, 175 lbs 26 Years old
Montreal, Que 3/27/69

At home: 16-46-62 in 41 games ... On road: 17-35-52 in 40 games ... Led IHL in points and assists, while setting career marks in both ... 2nd on team in goals ... One of three Moose players to play all 81 games ... Runner-up honors for January player of the month ... IHL & ESPN Player of the Week ending Feb. 12 ... Started on left wing for the West at the All-Star Game in Las Vegas 1/18 ... Scoreless in only 17 games this season ... Most productive month was January: 4-19-23 in 12 games ... Points in 62 of 81 games ... two 5-point, one 4-point, and 9 3-point games ... 32 multiple-point games ... 17-44-61 in 34 games when the team wins ... Led team with 5 GWGs ... 4 PPG ... 3 SHGs ... 3 FGs ... Hat trick and 2 assists for team record 5-point night 10/26 vs Houston ... Team-record 5 assists 3/31 vs Las Vegas ... 19-game point streak 12/8-1/21 ranks 2nd in the "I" this season ... 12-game assist streak 12/31-1/21 was IHL's longest ... **CAREER NOTES:** Third in the AHL scoring race last season with Hamilton, Vancouver's top farm club ... Has 55 points in 90 NHL games, having played with Quebec and Vancouver ... Led the QMJHL in points and assists in 1989, his final year of juniors ... **PLAYOFF NOTES:** Has seen post-season action in three of his six pro years, including this season.

26 DARCY MARTINI (D)**10 GP, 3-1-4, 10 PIMS**6-4, 220 lbs 26 Years old
Castlegar, B.C. 1/30/69

1994-95: At home: 1-1-2 in 4 games ... On road: 2-0-2 in 6 games ... Acquired by the Moose March 21, on-loan from the Edmonton Oilers where he played for Portland Pirates of the AHL ... Also played for Cape Breton ... Played his first Moose game March 24 at Denver ... **CAREER NOTES:** drafted by Edmonton, its eighth selection, 162nd overall in 1989... Played four seasons at Michigan Tech ... Played the last two years at Cape Breton, seeing some action with Edmonton and Wheeling (ECHL) ... **PLAYOFF NOTES:** Saw post-season action the last two seasons with Cape Breton.

27 DAVE CHRISTIAN (RW)**(RW) 81 GP, 38-42-80, 16 PIMS****5-11, 175 lbs 35 Years old**
Warroad, MN 5/12/59

1994-95: ... Alternate Captain ... At home: 18-23-41 in 41 games ... On road: 20-19-39 in 40 games ... Led team with 38 goals and ranked 2nd in assists and points ... Led Moose and ranked 3rd in the IHL with 307 shots ... One of three Moose players to play all 81 games ... 2nd on team with 7 PPGs and tied for the lead with 4 SHGs ... 1 GWG ... 5 FG ... Points in 55 of 81 games ... Seven 3-point games and 18 multiple-point games ... 9-game point streak 1/27-2/14 (4-10-14) ... **CAREER NOTES:** Played the last two seasons with the Chicago Blackhawks organization ... The 14-year NHL veteran ... member of the 1980 U.S. Olympic Team ... Played collegiate hockey at the University of North Dakota and was drafted by Winnipeg in the second round of the 1979 draft ... **PLAY-OFF NOTES:** Member of 1980 gold-medal winning U.S. Olympic Team ... Member of the 1990 Stanley Cup Finalist Boston Bruins ... After missing the playoffs in his first two seasons with Winnipeg, he participated in 12 consecutive post-seasons until last year with Chicago/Indianapolis ... Has 101 games of NHL playoff experience.

29 DEAN KOLSTAD (D)**73 GP, 6-18-24, 71 PIMS****6-6, 220 lbs 26 Years old**
Edmonton, Atla. 7/16/68

1994-95: At home: 3-12-15 in 39 games ... On road: 3-6-9 in 34 games ... Led defense in assists, points and shots ... Even or better in 51 of his 73 games ... Most productive month: December 0-7-7 in 12 games ... Five 2-point games ... 2-goals 11/27 at Houston ... SHG 10/12 vs the Atlanta Knights ... **CAREER NOTES:** 7th-year pro ... Played last season at Binghamton in the NY Rangers system ... Was a 1986 North Stars draft selection then joined the San Jose Sharks roster following the 1991 dispersal draft ... Tallest player in the IHL ... **PLAY-OFF NOTES:** Member of the 1992 Turner Cup Champion Kansas City Blades squad ... Made the playoffs for five straight seasons before Binghamton missed out last year.

30 TOM DRAPER (G)**59 GP, 3.66 GAA, 25-20-6, .881 SPCTG****5-11, 185 lbs 28 Years old**
Outremont, Que. 11/20/66

1994-95: At home: 15-7-4 in 31 games ... On road: 10-13-2 in 28 games ... One shutout - the team's first-ever with a 2-0 win vs Atlanta Dec. 7 ... In goal for the first-ever Moose game Oct. 1 at Denver - a 4-1 loss ... 52 starts and was pulled eight times ... Reached the 20-win mark with the March 7th 5-4 win over Kalamazoo ... 5-game winning streak 12/7-12/5 ... Named IHL Player of the week for week ending Dec. 11th ... 7-2-0 during the month of December ... 8-6 in 14 shootouts, stopping 53 of 79 shots for a 67.1% save percentage ... **CAREER NOTES:** Eight-year pro ... Drafted by Winnipeg in 1985 after a collegiate career at the University of Vermont (ECAC) ... **PLAYOFF NOTES:** ... Last post-season action was in 1992 when he backed-stopped the Buffalo Sabres to seven games (3-4) in the first round against Boston ... Has a 7-3 playoff record in the minors, last playing with Peoria in 1991 (2-1).

32 DAN CURRIE (LW)**70 GP, 20-41-61, 42 PIMS****6-2, 195 lbs 27 Years old**
Burlington, Ont. 3/15/68

1994-95: At home: 9-17-26 in 28 games ... On road: 9-18-27 in 26 games ... Finished 3rd in team assists and points ... Acquired on-loan from Phoenix Dec. 1 ... Most productive months: Dec., Jan., Feb., 13 points in each ... 11 multiple-point games ... Two 4-point games and two 3-point games ... Points in 36 of 54 games with the Moose ... Posted an assist in his first game with the Moose 12/2 vs Milwaukee ... 5 PPGs ... 4 GWGs ... 6 FGs tied for team lead ... Hat trick 3/31 vs Las Vegas ... 7-game point streak 12/7-12/23 (4-6) ... Returned to the Moose lineup 2/21 after missing 6 games when Tampa Bay signed him ... **CAREER NOTES:** Edmonton's 4th selection, 84th overall in the 1986 Entry Draft ... Played five seasons in the Oilers organization before signing with Los Angeles in July 1993 ... Named to 1992 AHL Second All-Star team and AHL 1993 First All-Star Team ... **PLAYOFF NOTES:** Been in playoffs now six of his eight pro years ... Last post-season appearance was with Cape Breton in 1993.

34 LYNDON BYERS (RW)**7 GP, 1-0-1, 16 PIMS****6-2, 215 lbs 31 Years old**
Nipawan, Sask. 2/29/64

1994-95: At home: 1-0-1 in 3 games ... On road: 0-0-0 in 4 games ... Signed with the Moose March 10 ... Missed the final 9 games of the season with injury and is on the injured reserve list ... **CAREER NOTES:** Played for the Las Vegas Thunder last year, missing the majority of the year with injuries ... 10 year NHL veteran, playing in 279 NHL games, including 261 with Boston and 18 with San Jose ... Has NHL totals of 28-43-71 and 1081 PIMs ... Drafted by the Bruins in the second round, 39th overall in 1982 ... **PLAYOFF NOTES:** Member of the 1988 and 1990 Stanley Cup Finalist Boston Bruins ... 37 games of NHL post-season experience.

40 FRANK PIETRANGELO (G)**15 GP, 4.12 GAA, 3-8-1, .870 SVPTG****5-10, 185 lbs 30 Years old**
Niagara Falls, Ont. 12/17/64

1994-95: At home: 3-3-0 in 8 games ... On road: 0-5-1 in seven games ... Missed the final 50 games of the regular season due to injury this year, including the last 30 games with a knee injury ... Missed 10 games after undergoing knee surgery Jan. 3 ... Missed 10 games (11/23-12/15) after suffering the broken finger 11/15 vs Chicago ... Played in 3 games (0-2-0) -- starting 2 -- of 5 games after recovering from a broken finger before undergoing surgery on his knee ... Earned the team's first-ever win on 10/16 at Chicago ... Signed with the Moose 9/30 and is on-loan from the New York Islanders ... **CAREER NOTES:** Played for the Pittsburgh and Hartford organizations before signing with the Islanders ... Four-year standout at the University of Minnesota ... **PLAYOFF NOTES:** A member of the 1991 Stanley Cup champion Pittsburgh Penguins ... Also a member of the 1989 Muskegon Turner Cup champs.

Moose Season Highlights

SEASON	TEAM
Longest Winning Streak	.5, 12/7 - 12/15
Longest Home Winning Streak	.4, 2/22-3/7
Longest Road Winning Streak	.2, three times
Longest Losing Streak	.5, 10/29 - 11/12
Longest Home Losing Streak	.3, 10/30-11/5
Longest Road Losing Streak	.3, 12/16-12/27
Longest Non-Winning Streak	.6, 11/23-12/3 (0-3-3)
Longest Home Non-Winning Streak	.7, 10/7-11/15 (0-5-2)
Longest Road Non-Winning Streak	.3, 12/16-12/17 (0-3-)

GAME	
Largest Margin of Victory	.6, (8-2) vs. ATL 12/8
Largest Margin of Defeat	.10, 10-0 at KAL 2/18
Most Goals	.8, vs. ATL 12/8
Most Goals Allowed	.10, 10-0 at KAL 2/18
Most Power Play Goals	.4, vs. ATL 12/8
Most Power Play Goals Allowed	.3, three times
Most Shorthanded Goals	.2, vs. ATL 10/12
Most Shorthanded Goals Allowed	.3, vs. HOU 11/23
Most Shots	.43, vs. CHI 11/15; vs K.C 3/5
Most Shots Allowed	.44, vs. DEN 10/8
Fewest Shots	.17, @ ATL 1/5
Fewest Shots Allowed	.14, vs. HOU 3/12
Longest Shootout	.15 rounds in a 6-5 SOL 1/28 vs CIN (Draper/Lorenz)

PERIOD	
Most Goals	.4, three times
Most Goals Allowed	.5, three times
Most Shots	.22, 11/15 vs. CHI (2nd)
Most Shots Allowed	.26, 10/21 @ K.C. (1st)
Fewest Shots	.2, 11/27 @HOU (3rd); 1/5 @ATL (3rd); 1/14 DEN (3rd)
Fewest Shots Allowed	.2, 10/30 vs. PHX (3rd); 3/12 vs HOU (1st)

INDIVIDUAL

SEASON	
Longest Goal Scoring Streak	.5 gms, Hawkins 2/28 - 3/7 (5G); Williams 10/16-10/28 (7)
Longest Assist Streak	.12 gms, Morin 12/27 - 1/21 (18A)
Longest Point Streak	.19 gms, Morin 12/8 - 1/21 (7G,27A,34P)
Goaltenders Longest Win Streak	.5 gms, Draper twice

GAME	
Most Goals	.3, Morin 10/26 vs. HOU; Scissions 12/8 vs. ATL; Currie 3/31 vs LV
Most Assists	.5, Morin, 3/31 vs LV
Most Points	.5, Morin 10/26 vs. HOU; 3/31 vs LV

MOOSE FIRSTS

First Goal	Blair Atcheynum, 10/8 @ DEN
First PPG	Reed Larson, 10/16 @ CHI
First SHG	Stephane Morin, 10/8 vs DEN
First ENG	Stephane Morin, 11/13 vs CIN
First Goal by a defenseman	Dean Kolstad, 10/12 vs ATL
First Assist	John Young, 10/8 @ DEN
First Hat trick	Stephane Morin, 10/26 vs. HOU
First Penalty	Reed Larson, 10/8 @ DEN

TEAM FIRSTS

First Win	10/16 @ CHI (6-1)
First Shutout	Draper, 12/7 vs. ATL (2-0)
First Shutout Loss	.2/18 at KAL, 10-0
First SOL	.10/8 vs. DEN (2-1)
First Shootout Win	.12/9 vs. HOU (3-2)
First Hatrick	Stephane Morin, 10/26 vs HOU

REGULAR SEASON SHOOTOUT RESULTS

During the regular season, if the game ends in a tie, there is a two-minute intermission followed by a shootout. Each team selects five players to alternate shooting with the visiting team getting the first shot. The team which scores the most times out of the five chances will get the victory, while the other team will get one point and a "shootout loss". If there is a tie after the first round, there is a sudden death shootout with five different players selected.

MINNESOTA'S SHOOTOUT RECORD: 9-12
 HOME: 4-9
 ROAD: 5-3

<u>Results:</u>	<u>Date</u>	<u>Score</u>	<u>R</u>	<u>Venue/Opp</u>	<u>Goaltender</u>	<u>Moose Shooters</u>
	April 8	6-5	W	at Las Vegas	Draper	5
	April 7	3-4	SOL	at Las Vegas	Gagnon	4
	April 2	4-3	W	at Houston	Draper	5
	March 29	2-1	W	Kansas City	Draper	9
	March 5	6-5	W	Kansas City	Draper	4
	March 3	3-2	SOL	at Kansas City	Draper	5
	Feb. 22	3-2	W	Phoenix	Draper	3
	Feb. 21	2-1	SOL	Phoenix	Draper	5
	Feb. 19	5-4	W	at Cleveland	Gagnon	10
	Feb. 2	5-4	W	at Phoenix	Draper	5
	Jan. 28	6-5	SOL	Cincinnati	Draper	15
	Jan. 20	3-2	SOL	at San Diego	Draper	3
	Jan. 14	4-3	SOL	Denver	Draper	6
	Jan. 13	6-5	SOL	Cleveland	Gagnon	5
	Dec. 14	5-4	W	Soviet Wings	Draper	4
	Dec. 9	3-2	W	at Houston	Draper	6
	Dec. 2	4-3	SOL	Milwaukee	Derksen	5
	Nov. 26	3-2	SOL	Detroit	Derksen	4
	Nov. 25	4-3	SOL	Detroit	Derksen	5
	Oct. 26	7-6	SOL	Houston	Draper	4
	Oct. 8	2-1	SOL	Denver	Pietrangelo	5

<u>Player shooting</u>	<u>Shots Taken</u>	<u>Scores</u>	<u>Misses</u>	<u>Accuracy</u>
Christian	16	4	12	25%
Corriveau	3	0	3	0%
Currie	13	3	10	23.1%
Gavin	2	0	2	0%
Hakstol	1	0	1	0%
Hawkins	6	0	6	0%
Humeniuk	2	0	2	0%
Kolstad	1	0	1	0%
Kravets	5	2	3	40%
K.Miller	1	0	1	0%
Morin	20	9	11	45%
Morrisette	1	0	1	0%
Olimb	7	2	5	28.6%
Scissons	2	1	1	50%
Shank	5	1	4	20%
Smith	1	0	1	0%
Snuggerud	5	1	4	20%
Williams	7	2	5	28.6%
<u>Young</u>	<u>18</u>	<u>8</u>	<u>10</u>	<u>44.4%</u>
<u>Totals</u>	<u>114</u>	<u>33</u>	<u>81</u>	<u>28.9%</u>

<u>GOALTENDERS</u>	<u>SAVES</u>	<u>SHOTS</u>	<u>SVPCT</u>
Derksen	7	14	50%
Draper	53	79	67.1%
Gagnon	10	18	55.5%
<u>Pietrangelo</u>	<u>3</u>	<u>6</u>	<u>50%</u>
<u>TOTALS</u>	<u>73</u>	<u>112</u>	<u>65.2%</u>

1994-95 ROSTER MOVES

Date	Pos	Player	Transaction	Date	Pos	Player	Transaction
4/7	D	Chris Imes	Signed to IHL contract	12/8	RW	Daniel Shank	Traded to Detroit
4/6	F	Scott Bell	Signed 25-game contract	12/1	LW	Dan Currie	Loaned from Phoenix
4/6	D	Shannon Finn	Signed 25-game contract				
4/2	LW	Lou Franceschetti	Signed to 25-game contract	11/29	RW	Blair Atcheynum	Released
4/2	G	Cory Cadden	Released	11/29	D	Reed Larson	Released
4/2	D	Derek Linnell	Released	11/29	D	Chris Hynnes	Released
4/1	LW	Kevin McKinnon	Released	11/29	D	Nick Wohlers	Reassigned to Roanoke
				11/24	D	Scott Humeniuk	Signed to 25-game contract
3/29	G	Cory Cadden	Emergency Goalie Added	11/7	RW	Todd Hawkins	Reassigned from Cleveland
3/27	G	Jason Shaver	Released	11/7	C	Scott Scissons	Loaned from NY Islanders
3/26	G	Jason Shaver	Emergency Goalier Added	11/7	C	Kimbi Daniels	Released
3/26	LW	Kevin McKinnon	Signed to 3-game contract	11/7	RW	Tod Hartje	Released
3/23	D	Derek Linnell	Signed to 3-game contract	11/7	LW	Phil Huber	Released
3/21	RW	Mikhail Kravets	Reassigned to Syracuse	11/7	RW	Doug Torrel	Released
3/21	D	Scott Humeniuk	Reassigned to Portland				
3/21	D	Darcy Martini	On-loan from Edmonton	10/28	LW	Phil Huber	Signed to 25-game contract
3/8	RW	Lyndon Byers	Signed to 25-game contract	10/28	D	Mark Osiecki	Signed to IHL contract
3/8	D	Brandon Smith	Released	10/18	F	Ross Wilson	Released
3/7	D	Brandon Smith	Loaned from Dayton	10/10	RW	Tod Hartje	Signed to 25-game contract
3/5	D	Chris Hynnes	Reassigned to PEI	10/3	G	Frank Pietrangelo	Loaned from NY Islanders
3/1	LW	Stewart Gavin	Released				
3/1	LW	Stewart Gavin	Released	9/30	RW	Doug Torrel	Signed to 25-game contract
2/27	LW	Stewart Gavin	Signed to 25-game contract				
2/24	LW	Stewart Gavin	Released				
2/21	D	Chris Hynnes	Loaned from PEI				
2/21	LW	Dan Currie	Reassigned From Tampa				
2/8	LW	John Brill	Signed to 3-game contract				
2/7	LW	Dan Currie	Reassigned to Tampa Bay				
2/7	G	Dave Gagnon	Reassigned from Roanoke				
2/6	D	Michael Smith	Reassigned to Roanoke				
1/27	D	Michael Smith	Reassigned from Roanoke				
1/23	G	Dave Gagnon	Reassigned to Roanoke				
1/23	D	David Craievich	Released				
1/23	D	Michael Smith	Reassigned to Roanoke				
1/21	D	David Craievich	Loaned from Worcester				
1/19	D	Michael Smith	Reassigned from Roanoke				
1/15	D	Michael Smith	Reassigned to Roanoke				
1/14	D	Michael Smith	Reassigned from Roanoke				
1/8	D	Michael Smith	Reassigned to Roanoke				
1/6	D	Michael Smith	Signed to 25-game contract				
1/4	G	Dave Gagnon	Signed to 25-game contract				
1/4	D	Michael Smith	Recalled from Roanoke				
1/3	LW	Stewart Gavin	Signed to 25-game contract				
1/1	D	Michael Smith	Reassigned to Roanoke				
12/30	D	Michael Smith	Signed to 3-game contract				
12/22	D	Nick Wohlers	Released				
12/15	G	Duane Derksen	Released				
12/10	F	Pat Ferschweiler	Released				
12/9	F	Pat Ferschweiler	Signed to 25-game contract				
12/9	D	Nick Wohlers	Reassigned from Roanoke				
12/8	RW	Mikhail Kravets	Signed IHL contract				

FRANK SERRATORE, HEAD COACH and DIRECTOR OF HOCKEY OPERATIONS

Frank Serratore, a Coleraine, MN native, was named Moose head coach and director of hockey operations in the Spring of 1994. In addition to his coaching and management duties, he assembled and developed the inaugural Moose team. The 36-year-old brings 12 years of experience behind the bench, including six seasons as head coach/general manager in the junior ranks of the United States Hockey League (USHL) and two years as an assistant coach at the University of North Dakota (UND).

Serratore comes to the Moose from the Denver Pioneers of the WCHA where he served as head coach for four seasons. Over the course of his Denver tenure, he turned around a struggling hockey program and gained a reputation as one of the brightest young coaches in college hockey.

Prior to heading-up the Pioneers program, Serratore held the assistant position under Gino Gasparini in 1987 where he served for two seasons before re-joining the junior ranks of the USHL with Omaha for the 1989-90 season. He steered the Lancers to a 36-12-0 record, including a 24-game winning streak that included the league championship and the playoff championship, and was named the 1990 USHL's General Manager of the Year.

Serratore served three seasons with the Austin Mavericks of the USHL, assuming coaching and general manager duties. From 1982-85, he led the Mavericks from a fourth place finish to first, and in 1984-85 the club finished with a 39-8-1 record and Serratore was recognized as USHL General Manager of the Year. The Mavericks moved to Rochester for the 1985-86 season and it was one season later that Serratore took his team all the way, capturing the regular season, playoff and national championship titles.

In addition to his regular-season duties, Serratore has served as the USA Hockey Olympic Development Program Coach during the off-season for the past nine years. In 1993, he guided his team in the USA Hockey Olympic Sports Festival to a Silver Medal in San Antonio, Texas.

Before coaching, Serratore embarked on a goaltending career that included all-state honors his senior season at Greenway of Coleraine High School and continued into the junior ranks with the St. Paul Vulcans under coach Doug Woog (1975-77). Serratore's junior honors included USHL All-League Hockey Team and USA Hockey All-America Team honors, as well as the USHL Goaltender Award. He played college hockey for Western Michigan University (CCHA) for two seasons and then finished at Bemidji University in 1981 (NCHA). Serratore had a brief stint in net with the Nashville South Stars in 1982 before stepping behind the bench at the age of 24.

Serratore earned his Bachelor of Science degree in physical education and elementary education from Bemidji State University in 1982. While coaching at UND, he received his master of science degree in athletic administration/physical education from the University of North Dakota in 1991. Serratore is married to the former Carol Samec of Saint Paul, and they have three children, twin five-year old sons Thomas and Timothy; and four-year old daughter Carly Jane. The Serratores reside in Eagan, MN.

FRANK SERRATORE, CAREER HEAD COACHING RECORD

<u>Year</u>	<u>Team</u>	<u>League</u>	<u>Record</u>
1993-94	University of Denver	WCHA	15-20-3
1992-93	University of Denver	WCHA	19-17-2
1991-92	University of Denver	WCHA	9-25-2
1990-91	University of Denver	WCHA	6-30-2
1989-90	Omaha Lancers	USHL	**49-13-0
1986-87	Rochester Mustangs	USHL	***49-13-0
1985-86	Rochester Mustangs	USHL	40-21-2
1984-85	Austin Mavericks	USHL	*46-13-2
1983-84	Austin Mavericks	USHL	38-17-0
1982-83	Austin Mavericks	USHL	25-26-2
Overall Junior Coaching Record:		USHL	247-103-6 (includes playoffs)
Overall Collegiate Coaching Record		WCHA	49-92-9

* championship title

GLEN SONMOR,

DIRECTOR OF PLAYER DEVELOPMENT

In 1949, Glen Sonmor first came to Minnesota as a rookie with the Minneapolis Millers of the United States Hockey League. Forty-five years later, he brings invaluable experience to Minnesota Moose hockey.

Sonmor, 64, played another six years on various teams before returning to Minnesota after a career ending injury forced an early retirement from his playing days. A former teammate of Sonmor's with the Millers, a man by the name of John Mariucci, hired Sonmor to coach the University of Minnesota freshman squad where one of his first students was Herb Brooks.

After a season at the University, Sonmor went on to coach junior hockey at St. Catherine's, Ont., then to the American Hockey League in Springfield, and finally, Ohio State University before returning to the University of Minnesota as head coach in 1966. His coaching career with the Gophers lasted five seasons and was capped with a 1971 WCHA title and runner-up honors in the NCAA Championship game. In 1972, Sonmor accepted a job across the river as coach and general manager of the then-new Minnesota Fighting Saints of the World Hockey League and remained there until the Saints demise in 1977.

Sonmor coached one season with Birmingham before joining the Stars as head coach in 1978. In 1981, he became the first coach, and only the second in 26 years, to lead the Stars to the Stanley Cup Finals. Throughout eight seasons and three different stints behind the North Stars bench, Sonmor coached more games (416) and registered more wins (174) than any other coach in team history. He has also held the role as Stars' director of player development and assistant general manager.

Sonmor, born in Moose Jaw, Sask., played junior hockey at Guelph, Ont. and Brandon, Man. The bulk of his professional playing career was spent at Cleveland of the American Hockey League, but he did play parts of two NHL seasons, 1953-54 and 1954-55, with the Rangers. His on-ice career ended abruptly in 1955 when he lost the sight of an eye while playing for Cleveland.

Sonmor has a daughter, Kathy, and two grand children, and resides in Bloomington.

INTERNATIONAL HOCKEY LEAGUE EXPANDED REPORT

FINAL STANDINGS

EASTERN CONFERENCE

NORTHERN	GP	W	L	SOL	PTS	PCT	GF	GA	PIM	HOME	ROAD	LAST TEN	STREAK
										W-L-SOL	W-L-SOL	W-L-SOL	W-L-SOL
Y-Detroit	81	48	27	6	102	.630	311	273	2331	27-11-3	21-16-3	8-2-0	1-0-0
X-Kalamazoo	81	43	24	14	100	.617	288	249	1633	20-14-7	23-10-7	5-4-1	1-0-0
X-Chicago	81	34	33	14	82	.506	261	306	2223	19-14-8	15-19-6	4-5-1	0-1-1
X-Cleveland	81	34	37	10	78	.481	306	339	2157	19-15-7	15-22-3	3-7-0	0-4-0
MIDWEST													
Y-Peoria	81	51	19	11	113	.698	311	245	1774	27-6-8	24-13-3	4-3-3	0-2-2
X-Cincinnati	81	49	22	10	108	.667	305	272	2125	27-10-4	22-12-6	5-3-2	0-1-0
X-Fort Wayne	81	34	39	8	76	.469	296	324	1541	18-21-2	16-18-6	6-3-1	5-0-0
Indianapolis	81	32	41	8	72	.444	273	330	1490	18-18-5	14-23-3	3-5-2	0-3-2
WESTERN CONFERENCE													
CENTRAL													
Y-Milwaukee	81	44	27	10	98	.605	317	298	1724	22-14-5	22-13-5	5-3-2	1-0-0
X-Houston	81	38	35	8	84	.519	272	283	2305	19-17-5	19-18-3	5-4-1	3-0-0
X-Atlanta	81	39	37	5	83	.512	279	296	1870	24-15-2	15-22-3	4-5-1	2-0-0
X-Minnesota	81	34	35	12	80	.494	271	336	1313	17-15-9	17-20-3	4-5-1	0-1-0
X-Kansas City	81	35	40	6	76	.469	277	300	1555	19-19-3	16-21-3	3-5-2	0-1-0
SOUTHWEST													
Y-Denver	81	57	18	6	120	.741	339	235	1618	34-6-1	23-12-5	8-1-1	0-0-1
X-Las Vegas	81	46	30	5	97	.599	328	278	2517	23-16-2	23-14-3	6-3-1	0-0-1
X-Phoenix	81	41	26	14	96	.593	325	310	2174	25-11-5	16-15-9	5-2-3	3-0-0
X-San Diego	81	37	36	8	82	.506	268	301	1946	23-16-2	14-20-6	3-6-1	0-1-1

ATTENDANCE REPORT

TEAM	TOTAL	OPENINGS	AVERAGE
Detroit	584,788	41	14,263
Denver	495,865	41	12,094
Houston	479,264	41	11,689
Chicago	472,002	41	11,512
Milwaukee	404,327	41	9,861
Cleveland	350,223	41	8,542
Atlanta	348,632	41	8,503
Cincinnati	339,524	41	8,281
Las Vegas	322,959	41	7,877
Fort Wayne	304,968	41	7,438
Kansas City	284,677	41	6,943
Minnesota	278,291	41	6,787
Phoenix	267,143	41	6,515
Peoria	238,746	41	5,823
Indianapolis	222,492	41	5,426
San Diego	191,065	41	4,660
Kalamazoo	172,928	41	4,217
LEAGUE	5,757,894	697	8,261

OVERALL STANDINGS

	GP	W	L	SOL	PTS	PCT	GF	GA	PIM	HOME	ROAD	LAST TEN	STREAK
										W-L-SOL	W-L-SOL	W-L-SOL	W-L-SOL
Y-Denver	81	57	18	6	120	.741	339	235	1618	34-6-1	23-12-5	8-1-1	0-0-1
Y-Peoria	81	51	19	11	113	.698	311	245	1774	27-6-8	24-13-3	4-3-3	0-2-2
X-Cincinnati	81	49	22	10	108	.667	305	272	2125	27-10-4	22-12-6	5-3-2	0-1-0
Y-Detroit	81	48	27	6	102	.630	311	273	2331	27-11-3	21-16-3	8-2-0	1-0-0
X-Kalamazoo	81	43	24	14	100	.617	288	249	1633	20-14-7	23-10-7	5-4-1	1-0-0
Y-Milwaukee	81	44	27	10	98	.605	317	298	1724	22-14-5	22-13-5	5-3-2	1-0-0
X-Las Vegas	81	46	30	5	97	.599	328	278	2517	23-16-2	23-14-3	6-3-1	0-0-1
X-Phoenix	81	41	26	14	96	.593	325	310	2174	25-11-5	16-15-9	5-2-3	3-0-0
X-Houston	81	38	35	8	84	.519	272	283	2305	19-17-5	19-18-3	5-4-1	3-0-0
X-Atlanta	81	39	37	5	83	.512	279	296	1870	24-15-2	15-22-3	4-5-1	2-0-0
X-San Diego	81	37	36	8	82	.506	268	301	1946	23-16-2	14-20-6	3-6-1	0-1-1
X-Chicago	81	34	33	14	82	.506	261	306	2223	19-14-8	15-19-6	4-5-1	0-1-1
X-Minnesota	81	34	35	12	80	.494	271	336	1313	17-15-9	17-20-3	4-5-1	0-1-0
X-Cleveland	81	34	37	10	78	.481	306	339	2157	19-15-7	15-22-3	3-7-0	0-4-0
X-Kansas City	81	35	40	6	76	.469	277	300	1555	19-19-3	16-21-3	3-5-2	0-1-0
X-Fort Wayne	81	34	39	8	76	.469	296	324	1541	18-21-2	16-18-6	6-3-1	5-0-0
Indianapolis	81	32	41	8	72	.444	273	330	1490	18-18-5	14-23-3	3-5-2	0-3-2

STANDINGS BY CONFERENCE

EASTERN	GP	W	L	SOL	PTS	PCT	GF	GA	PIM	HOME		ROAD		LAST TEN		STREAK		
										W-L-SOL	W-L-SOL	W-L-SOL	W-L-SOL					
Y-Peoria	81	51	19	11	113	.698	311	245	1774	27-6-8	24-13-3	4-3-3	0-2-2					
X-Cincinnati	81	49	22	10	108	.667	305	272	2125	27-10-4	22-12-6	5-3-2	0-1-0					
Y-Detroit	81	48	27	6	102	.630	311	273	2331	27-11-3	21-16-3	8-2-0	1-0-0					
X-Kalamazoo	81	43	24	14	100	.617	288	249	1633	20-14-7	23-10-7	5-4-1	1-0-0					
X-Chicago	81	34	33	14	82	.506	261	306	2223	19-14-8	15-19-6	4-5-1	0-1-1					
X-Cleveland	81	34	37	10	78	.481	306	339	2157	19-15-7	15-22-3	3-7-0	0-4-0					
X-Fort Wayne	81	34	39	8	76	.469	296	324	1541	18-21-2	16-18-6	6-3-1	5-0-0					
Indianapolis	81	32	41	8	72	.444	273	330	1490	18-18-5	14-23-3	3-5-2	0-3-2					
WESTERN																		
Y-Denver	81	57	18	6	120	.741	339	235	1618	34-6-1	23-12-5	8-1-1	0-0-1					
Y-Milwaukee	81	44	27	10	98	.605	317	298	1724	22-14-5	22-13-5	5-3-2	1-0-0					
X-Las Vegas	81	46	30	5	97	.599	328	278	2517	23-16-2	23-14-3	6-3-1	0-0-1					
X-Phoenix	81	41	26	14	96	.593	325	310	2174	25-11-5	16-15-9	5-2-3	3-0-0					
X-Houston	81	38	35	8	84	.519	272	283	2305	19-17-5	19-18-3	5-4-1	3-0-0					
X-Atlanta	81	39	37	5	83	.512	279	296	1870	24-15-2	15-22-3	4-5-1	2-0-0					
X-San Diego	81	37	36	8	82	.506	268	301	1946	23-16-2	14-20-6	3-6-1	0-1-1					
X-Minnesota	81	34	35	12	80	.494	271	336	1313	17-15-9	17-20-3	4-5-1	0-1-0					
X-Kansas City	81	35	40	6	76	.469	277	300	1555	19-19-3	16-21-3	3-5-2	0-1-0					

TEAM LEADERS

GOALS	Denver	339
ASSISTS	Denver	558
POINTS	Denver	897
PIM	Las Vegas	2517
MINORS	Houston	605
MAJORS	Chicago	123
10-MIN MISC	Las Vegas	46
GROSS MISC	Indianapolis	2
	San Diego	2
GAME MISC	Las Vegas	36
MATCH	Milwaukee	4
PP GOALS FOR	Denver	94
SH GOALS FOR	Minnesota	17
SH GOALS AG	Minnesota	20

HOME and AWAY

TEAM	TOTAL GP	HOME						AWAY						SOL GAMES		SCORING FIRST				
		GP	W	L	SOL	PTS	GF	GA	GP	W	L	SOL	PTS	GF	GA	W-L	FG	W	L	SOL
Atlanta	81	41	24	15	2	50	140	134	40	15	22	3	33	139	162	6-5	42	26	12	4
Chicago	81	41	19	14	8	46	129	137	40	15	19	6	36	132	169	9-14	37	20	9	8
Cincinnati	81	41	27	10	4	58	164	123	40	22	12	6	50	141	149	13-10	40	30	4	6
Cleveland	81	41	19	15	7	45	172	165	40	15	22	3	33	134	174	9-10	31	20	6	5
Denver	81	41	34	6	1	69	190	102	40	23	12	5	51	149	133	7-6	49	40	5	4
Detroit	81	41	27	11	3	57	169	127	40	21	16	3	45	142	146	15-6	50	34	11	5
Fort Wayne	81	41	18	21	2	38	147	150	40	16	18	6	38	149	174	7-8	37	20	12	5
Houston	81	41	19	17	5	43	137	149	40	19	18	3	41	135	134	11-8	46	28	13	5
Indianapolis	81	41	18	18	5	41	142	154	40	14	23	3	31	131	176	11-8	38	19	15	4
Kalamazoo	81	41	20	14	7	47	153	125	40	23	10	7	53	135	124	7-14	51	36	8	7
Kansas City	81	41	19	19	3	41	149	148	40	16	21	3	35	128	152	3-6	52	27	20	5
Las Vegas	81	41	23	16	2	48	173	144	40	23	14	3	49	155	134	5-5	40	29	10	1
Milwaukee	81	41	22	14	5	49	174	162	40	22	13	5	49	143	136	9-10	33	22	8	3
Minnesota	81	41	17	15	9	43	143	169	40	17	20	3	37	128	167	9-12	36	18	12	6
Peoria	81	41	27	6	8	62	164	119	40	24	13	3	51	147	126	15-11	36	27	3	6
Phoenix	81	41	25	11	5	55	174	147	40	16	15	9	41	151	163	7-14	43	31	4	8
San Diego	81	41	23	16	2	48	145	144	40	14	20	6	34	123	157	13-8	31	18	10	3
TOTALS	1377	697	381	238	78	840	2665	2399	680	315	288	77	707	2362	2576	156-155	692	445	162	85

Team versus Team

ATL	CHI	CIN	CLV	DEN	DET	FTW	HOU	IND	KAL	KCT	LAS	MIL	MIN	PEO	PHX	SAN	VS. OWN	OUTSIDE	
																	DIVISION W-L-OL	DIVISION W-L-OL	
ATL	-----	2-0-0	1-1-0	1-0-1	1-5-0	0-1-1	1-1-0	7-4-1	0-1-1	2-0-0	7-3-0	1-4-0	3-3-1	4-7-0	0-2-0	5-2-0	3-3-0	21-17-2	
CHI	0-1-1	-----	1-4-1	6-4-1	0-1-1	6-3-2	4-2-1	1-1-0	3-3-0	3-4-1	2-0-0	2-0-0	1-3-3	0-2-0	3-4-1	0-0-2	1-1-0	15-11-4	
CIN	1-1-0	5-0-1	-----	7-2-0	0-2-0	3-3-2	7-2-0	2-0-0	7-1-2	5-2-1	0-3-0	2-0-0	0-2-0	1-1-0	5-3-3	2-0-0	1-0-1	19-6-5	
CLV	1-1-0	5-6-0	2-5-2	-----	1-1-0	2-6-3	3-4-0	1-0-1	5-3-0	4-4-2	1-1-0	0-2-0	1-1-0	1-0-1	3-2-1	1-1-0	2-0-0	11-16-5	
DEN	5-0-1	2-0-0	2-0-0	1-0-1	-----	1-0-1	1-1-0	5-1-0	1-0-1	1-1-0	5-1-1	1-1-0	3-0-0	7-0-0	1-1-0	5-5-1	6-4-0	19-12-1	
DET	2-0-0	5-6-0	5-2-1	9-1-1	1-1-0	-----	6-2-0	1-1-0	3-3-1	6-4-1	1-1-0	1-1-0	1-1-0	3-0-0	1-2-2	1-1-0	1-1-0	20-11-2	
FTW	1-1-0	3-2-2	2-6-1	4-2-1	1-0-1	2-6-0	-----	1-1-0	7-3-1	3-6-0	1-1-0	4-2-0	4-4-0	6-2-2	1-0-1	2-4-0	3-3-0	20-17-3	
HOU	5-6-1	1-1-0	0-2-0	1-0-1	1-4-1	1-1-0	1-1-0	-----	1-0-1	1-0-1	1-1-0	2-0-0	1-1-0	4-6-1	0-2-0	1-0-1	1-0-1	13-15-3	
IND	2-0-0	3-1-2	3-5-2	3-5-0	1-1-0	4-3-0	4-6-1	1-0-1	-----	2-8-0	1-1-0	1-1-0	1-1-0	0-2-0	0-2-0	1-0-1	3-3-0	20-17-3	
KAL	0-1-1	5-2-1	3-4-1	1-1-0	2-5-0	1-1-0	2-0-0	2-4-0	0-2-0	3-6-0	1-1-0	4-2-0	4-4-0	6-2-2	5-4-1	0-1-1	1-1-0	12-15-4	
KCT	3-6-1	0-1-1	3-0-0	1-1-0	3-8-0	1-1-0	1-1-0	1-1-0	1-0-1	5-5-0	1-1-0	0-2-0	0-2-0	0-2-0	0-2-0	0-2-0	0-0-2	16-9-4	
LAS	4-1-0	0-2-0	0-1-1	2-0-0	3-8-0	1-1-0	1-1-0	5-5-0	1-1-0	1-1-0	2-0-0	1-1-0	1-1-0	1-1-0	1-2-3	0-2-0	0-0-2	14-19-4	
MIL	4-3-0	6-0-1	2-0-0	1-1-0	1-5-0	1-0-1	0-1-1	1-1-0	1-1-0	5-1-1	-----	5-1-0	3-2-1	-----	3-2-1	1-1-0	9-3-0	18-16-0	
MIN	7-4-0	2-0-0	1-0-1	1-0-1	0-5-2	0-1-2	1-1-0	4-5-1	2-0-0	8-1-0	1-4-1	-----	-----	-----	2-3-1	3-2-0	2-1-3	22-8-2	
PEO	2-0-0	5-2-1	6-3-2	3-3-0	1-1-0	4-1-0	7-1-3	1-1-0	5-3-2	5-1-0	1-2-0	1-2-0	1-0-1	4-0-2	2-0-0	-----	4-2-1	16-18-3	
PHX	2-4-1	2-0-0	0-1-1	1-1-0	6-5-0	1-0-1	2-0-0	4-1-1	2-0-0	2-0-0	3-3-0	5-4-2	2-3-0	4-0-2	1-1-0	-----	2-0-0	18-7-7	
SAN	3-3-0	1-1-0	1-1-0	0-2-0	4-5-1	1-1-0	1-1-0	1-1-0	2-0-0	1-4-0	3-9-0	4-1-1	3-4-0	0-1-1	8-2-2	-----	4-3-5	15-12-7	
																		15-16-3	21-20-5

PENALTY MINUTE RECORD

TEAM	GP	PIM	AVG	MINOR	BENCH	MAJOR	10-MIN	GAME	GROSS	MATCH	OPPN
							MISC	MISC	MISC		PIM
Atlanta	81	1870	23.1	535	18	60	30	19	1	0	1799
Chicago	81	2223	27.4	529	16	123	29	24	0	2	2199
Cincinnati	81	2125	26.2	540	32	89	37	22	1	0	2100
Cleveland	81	2157	26.6	546	22	95	32	27	0	0	2025
Denver	81	1618	20.0	459	16	66	24	12	1	0	1789
Detroit	81	2331	28.8	598	52	119	34	19	0	1	2240
Fort Wayne	81	1541	19.0	428	24	77	13	16	0	1	1579
Houston	81	2305	28.5	605	18	105	33	23	1	0	2601
Indianapolis	81	1490	18.4	465	18	78	5	10	2	0	1573
Kalamazoo	81	1633	20.2	509	12	61	13	17	0	1	1583
Kansas City	81	1555	19.2	420	28	77	16	15	1	1	1719
Las Vegas	81	2517	31.1	601	70	97	46	36	1	0	2265
Milwaukee	81	1724	21.3	467	12	58	32	14	0	4	1593
Minnesota	81	1313	16.2	419	20	53	11	10	0	0	1299
Peoria	81	1774	21.9	482	34	84	27	12	0	0	1896
Phoenix	81	2174	26.8	602	14	78	36	19	0	3	2212
San Diego	81	1946	24.0	508	24	92	28	16	2	1	1806

TEAM SCORING BY PERIOD

TEAM	1st PER		2nd PER		3rd PER		SHOOTOUT		TOTALS	
	GF	GA	GF	GA	GF	GA	GF	GA	GF	GA
Atlanta	98	99	81	99	94	93	6	5	279	296
Chicago	90	96	66	101	96	95	9	14	261	306
Cincinnati	105	90	101	88	86	84	13	10	305	272
Cleveland	81	112	118	103	98	114	9	10	306	339
Denver	109	80	128	76	95	73	7	6	339	235
Detroit	104	77	92	91	100	99	15	6	311	273
Fort Wayne	103	104	88	109	98	103	7	8	296	324
Houston	92	83	98	98	71	94	11	8	272	283
Indianapolis	84	110	94	109	84	103	11	8	273	330
Kalamazoo	105	70	95	91	81	74	7	14	288	249
Kansas City	112	77	86	116	76	101	3	6	277	300
Las Vegas	106	91	122	100	95	82	5	5	328	278
Milwaukee	88	109	103	94	117	85	9	10	317	298
Minnesota	81	104	91	116	90	104	9	12	271	336
Peoria	77	85	105	73	114	76	15	11	311	245
Phoenix	99	95	117	97	102	104	7	14	325	310
San Diego	74	104	93	99	88	90	13	8	268	301

TEAM SHOTS BY PERIOD

TEAM	1st PER		2nd PER		3rd PER		TOTALS	
	SF	SA	SF	SA	SF	SA	SF	SA
Atlanta	865	774	879	803	801	763	2545	2340
Chicago	854	926	836	941	756	939	2446	2806
Cincinnati	833	915	914	876	809	864	2556	2655
Cleveland	853	1040	920	1008	956	813	2729	2861
Denver	898	856	934	799	804	742	2636	2397
Detroit	874	808	904	798	789	713	2567	2319
Fort Wayne	812	816	807	856	817	774	2436	2446
Houston	873	852	842	914	846	795	2561	2561
Indianapolis	834	864	825	927	758	855	2417	2646
Kalamazoo	924	811	889	847	773	778	2586	2436
Kansas City	898	799	812	920	777	834	2487	2553
Las Vegas	918	809	1003	804	795	812	2716	2425
Milwaukee	857	856	961	869	893	850	2711	2575
Minnesota	857	885	849	886	774	773	2480	2544
Peoria	886	851	923	822	872	776	2681	2449
Phoenix	861	887	895	935	845	824	2601	2646
San Diego	769	868	805	904	737	847	2311	2619

POWER PLAY BREAKDOWN

Home Power Play Record

	TEAM	GP	ADV	PPGF	PCT
1	DEN	41	203	58	28.6
2	IND	41	170	40	23.5
3	CLV	41	187	44	23.5
4	KAL	41	164	38	23.2
5	MIL	41	152	34	22.4
6	CHI	41	168	36	21.4
7	PEO	41	206	40	19.4
8	KCT	41	172	33	19.2
9	PHX	41	234	45	19.2
10	CIN	41	182	34	18.7
11	HOU	41	204	38	18.6
12	FTW	41	191	35	18.3
13	DET	41	186	34	18.3
14	ATL	41	204	37	18.1
15	LAS	41	216	35	16.2
16	SAN	41	175	28	16.0
17	MIN	41	153	21	13.7
	Totals		3167	630	19.9

Road Power Play Record

	TEAM	GP	ADV	PPGF	PCT
1	DET	40	191	44	23.0
2	PHX	40	194	43	22.2
3	LAS	40	177	39	22.0
4	MIN	40	145	31	21.4
5	DEN	40	172	36	20.9
6	ATL	40	202	39	19.3
7	PEO	40	187	35	18.7
8	CHI	40	167	31	18.6
9	IND	40	163	30	18.4
10	HOU	40	198	36	18.2
11	SAN	40	171	31	18.1
12	MIL	40	144	24	16.7
13	FTW	40	145	24	16.6
14	CLV	40	209	34	16.3
15	CIN	40	172	27	15.7
16	KCT	40	182	28	15.4
17	KAL	40	149	22	14.8
	Totals		2968	554	18.7

Overall Power Play Record

	TEAM	GP	ADV	PPGF	PCT
1	DEN	81	375	94	25.1
2	IND	81	333	70	21.0
3	DET	81	377	78	20.7
4	PHX	81	428	88	20.6
5	CHI	81	335	67	20.0
6	CLV	81	396	78	19.7
7	MIL	81	296	58	19.6
8	KAL	81	313	60	19.2
9	PEO	81	393	75	19.1
10	LAS	81	393	74	18.8
11	ATL	81	406	76	18.7
12	HOU	81	402	74	18.4
13	FTW	81	336	59	17.6
14	MIN	81	298	52	17.4
15	KCT	81	354	61	17.2
16	CIN	81	354	61	17.2
17	SAN	81	346	59	17.1
	Totals		6135	1184	19.3

PENALTY KILLING BREAKDOWN

Home Penalty Killing Record

	TEAM	GP	TSH	PPGA	PCT
1	DEN	41	145	20	86.2
2	MIN	41	171	25	85.4
3	HOU	41	191	28	85.3
4	DET	41	197	29	85.3
5	KAL	41	197	31	84.3
6	CIN	41	172	29	83.1
7	PHX	41	215	38	82.3
8	IND	41	176	32	81.8
9	PEO	41	151	28	81.5
10	LAS	41	211	41	80.6
11	ATL	41	195	38	80.5
12	CLV	41	203	41	79.8
13	CHI	41	171	35	79.5
14	FTW	41	177	37	79.1
15	KCT	41	147	31	78.9
16	SAN	41	183	44	76.0
17	MIL	41	154	39	74.7
	Totals		3056	566	81.5

Road Penalty Killing Record

	TEAM	GP	TSH	PPGA	PCT
1	MIL	40	166	20	88.0
2	HOU	40	211	34	83.9
3	KCT	40	160	26	83.8
4	DET	40	206	35	83.0
5	DEN	40	166	30	81.9
6	CIN	40	179	33	81.6
7	FTW	40	154	31	79.9
8	IND	40	173	35	79.8
9	ATL	40	202	41	79.7
10	PEO	40	198	41	79.3
11	PHX	40	191	40	79.1
12	LAS	40	202	44	78.2
13	SAN	40	183	40	78.1
14	KAL	40	172	38	77.9
15	CHI	40	180	41	77.2
16	MIN	40	160	38	76.3
17	CLV	40	195	47	75.9
	Totals		3098	614	80.2

Overall Penalty Killing Record

	TEAM	GP	TSH	PPGA	PCT
1	HOU	81	402	62	84.6
2	DET	81	403	64	84.1
3	DEN	81	311	50	83.9
4	CIN	81	351	62	82.3
5	MIL	81	320	59	81.6
6	KCT	81	307	57	81.4
7	KAL	81	369	69	81.3
8	MIN	81	331	63	81.0
9	IND	81	349	67	80.8
10	PHX	81	406	78	80.8
11	PEO	81	349	69	80.2
12	ATL	81	397	79	80.1
13	FTW	81	331	68	79.5
14	LAS	81	413	85	79.4
15	CHI	81	351	76	78.3
16	CLV	81	398	88	77.9
17	SAN	81	366	84	77.0
	Totals		6154	1180	80.8

SHORTANDED GOALS FOR/AGAINST

Home SHGF			
TEAM	GP	SHGF	
1	MIN	41	12
2	KCT	41	11
3	KAL	41	9
4	FTW	41	7
5	DET	41	7
6	PHX	41	6
7	ATL	41	6
8	CLV	41	6
9	CIN	41	5
10	IND	41	4
11	LAS	41	4
12	HOU	41	4
13	DEN	41	4
14	MIL	41	3
15	SAN	41	2
16	CHI	41	2
17	PEO	41	2
Totals			94

Road SHGA			
TEAM	GP	SHGF	
1	HOU	40	11
2	SAN	40	9
3	DEN	40	9
4	LAS	40	7
5	FTW	40	7
6	CLV	40	7
7	DET	40	7
8	ATL	40	6
9	MIN	40	5
10	IND	40	4
11	KCT	40	4
12	KAL	40	4
13	CHI	40	4
14	MIL	40	4
15	PHX	40	3
16	PEO	40	3
17	CIN	40	3
Totals			97

Overall SHGF			
TEAM	GP	SHGF	
1	MIN	81	17
2	KCT	81	15
3	HOU	81	15
4	FTW	81	14
5	DET	81	14
6	KAL	81	13
7	DEN	81	13
8	CLV	81	13
9	ATL	81	12
10	SAN	81	11
11	LAS	81	11
12	PHX	81	9
13	IND	81	8
14	CIN	81	8
15	MIL	81	7
16	CHI	81	6
17	PEO	81	5
Totals			191

Home SHGA			
TEAM	GP	SHGA	
1	CHI	41	2
2	CLV	41	2
3	SAN	41	3
4	DEN	41	3
5	FTW	41	3
6	IND	41	5
7	KAL	41	5
8	PEO	41	5
9	CIN	41	5
10	LAS	41	6
11	KCT	41	7
12	HOU	41	7
13	MIL	41	7
14	ATL	41	7
15	DET	41	7
16	PHX	41	9
17	MIN	41	14
Totals			97

Road SHGA			
TEAM	GP	SHGA	
1	CLV	40	3
2	DET	40	3
3	KAL	40	4
4	PEO	40	4
5	ATL	40	4
6	CIN	40	4
7	SAN	40	5
8	KCT	40	5
9	CHI	40	5
10	PHX	40	5
11	MIL	40	5
12	LAS	40	6
13	MIN	40	6
14	DEN	40	6
15	IND	40	7
16	FTW	40	9
17	HOU	40	10
Totals			91

Overall SHGA			
TEAM	GP	SHGA	
1	CLV	81	5
2	CHI	81	7
3	SAN	81	8
4	KAL	81	9
5	PEO	81	9
6	DEN	81	9
7	CIN	81	9
8	DET	81	10
9	ATL	81	11
10	IND	81	12
11	KCT	81	12
12	LAS	81	12
13	MIL	81	12
14	FTW	81	12
15	PHX	81	14
16	HOU	81	17
17	MIN	81	20
Totals			188

GOALS FOR AND GOALS AGAINST PER GAME

TEAM	GAMES	GF	GF/GAME	TEAM	GAMES	GA	GA/GAME
Denver	81	339	4.19	Denver	81	235	2.90
Las Vegas	81	328	4.05	Peoria	81	245	3.02
Phoenix	81	325	4.01	Kalamazoo	81	249	3.07
Milwaukee	81	317	3.91	Cincinnati	81	272	3.36
Peoria	81	311	3.84	Detroit	81	273	3.37
Detroit	81	311	3.84	Las Vegas	81	278	3.43
Cleveland	81	306	3.78	Houston	81	283	3.49
Cincinnati	81	305	3.77	Atlanta	81	296	3.65
Fort Wayne	81	296	3.65	Milwaukee	81	298	3.68
Kalamazoo	81	288	3.56	Kansas City	81	300	3.70
Atlanta	81	279	3.44	San Diego	81	301	3.72
Kansas City	81	277	3.42	Chicago	81	306	3.78
Indianapolis	81	273	3.37	Phoenix	81	310	3.83
Houston	81	272	3.36	Fort Wayne	81	324	4.00
Minnesota	81	271	3.35	Indianapolis	81	330	4.07
San Diego	81	268	3.31	Minnesota	81	336	4.15
Chicago	81	261	3.22	Cleveland	81	339	4.19

SHOTS FOR AND SHOTS AGAINST PER GAME

TEAM	GAMES	SHOTS	SHOTS/GAME	TEAM	GAMES	SHOTS	SHOTS/GAME
Cleveland	81	2729	33.69	Detroit	81	2319	28.63
Las Vegas	81	2716	33.53	Atlanta	81	2340	28.89
Milwaukee	81	2711	33.47	Denver	81	2397	29.59
Peoria	81	2681	33.10	Las Vegas	81	2425	29.94
Denver	81	2636	32.54	Kalamazoo	81	2436	30.07
Phoenix	81	2601	32.11	Fort Wayne	81	2446	30.20
Kalamazoo	81	2586	31.93	Peoria	81	2449	30.23
Detroit	81	2567	31.69	Minnesota	81	2544	31.41
Houston	81	2561	31.62	Kansas City	81	2553	31.52
Cincinnati	81	2556	31.56	Houston	81	2561	31.62
Atlanta	81	2545	31.42	Milwaukee	81	2575	31.79
Kansas City	81	2487	30.70	San Diego	81	2619	32.33
Minnesota	81	2480	30.62	Indianapolis	81	2646	32.67
Chicago	81	2446	30.20	Phoenix	81	2646	32.67
Fort Wayne	81	2436	30.07	Cincinnati	81	2655	32.78
Indianapolis	81	2417	29.84	Chicago	81	2806	34.64
San Diego	81	2311	28.53	Cleveland	81	2861	35.32

Penalty Shot Record

NAME	TEAM	GOALIE	TEAM	DATE	PERIOD	TIME	RESULT	
Pittis, Domenic	CLV	vs	Knickle, Rick	DET	10/23/94	3	11:06	N
Ferraro, Chris	ATL	vs	Tanner, John	SAN	11/06/94	1	18:41	N
Kharin, Sergei	CIN	vs	O'Neill, Mike	FTW	11/28/94	2	3:49	Y
Tancill, Chris	KCT	vs	Young, Wendell	CHI	12/03/94	1	9:43	N
Bergland, Tim	CHI	vs	Lorenz, Danny	CIN	12/15/94	2	12:29	N
Brown, Rob	PHX	vs	Torchia, Mike	KAL	01/06/95	3	17:20	N
Yashin, Alexei	LAS	vs	Bester, Allan	SAN	01/08/95	1	9:07	Y
Oates, Matt	IND	vs	Dafoe, Byron	PHX	01/11/95	1	17:25	N
Taylor, Chris	DEN	vs	Sidorkiewicz, Peter	FTW	02/19/95	3	19:55	Y
Peacock, Shane	KAL	vs	Foster, Norm	DET	02/19/95	3	8:28	N
Gillingham, Todd	SAN	vs	Laforest, Mark	MIL	03/01/95	1	1:06	N
Raglan, Herb	KAL	vs	Goverde, David	DET	03/17/95	3	2:38	Y
Fisher, Craig	IND	vs	Ing, Peter	FTW	03/29/95	2	13:40	Y

GAME HIGHS

NAME	TEAM	DATE	GOALS
Perreault, Yanic	PHX	11/26/94	5

NAME	TEAM	DATE	ASSISTS
Hrkac, Tony	MIL	02/03/95	6

NAME	TEAM	DATE	POINTS
Brown, Rob	PHX	11/26/94	6
Hrkac, Tony	MIL	02/03/95	6
Karamnov, Vitaly	PEO	02/28/95	6
Maltais, Steve	CHI	03/19/95	6

SEASON PLAYER STREAKS

GOALS	TEAM	G	#	DATES
Ruff, Jason	ATL	10	14	10/14->11/12
Purves, John	FTW	8	9	03/09->03/29
SEVERAL TIED WITH		7		

ASSISTS	TEAM	G	#	DATES
Morin, Stephane	MIN	12	18	12/27->01/22
Miller, Kip	DEN	11	19	10/09->11/19
Wiseman, Brian	CHI	11	18	02/26->03/26
Karabin, Ladislav	CLV	10	12	02/18->03/08
SEVERAL TIED WITH		9		

POINTS	TEAM	G	#	DATES
Brown, Rob	PHX	21	32	12/22->02/22
Morin, Stephane	MIN	19	34	12/08->01/22
Hrkac, Tony	MIL	19	34	12/02->01/22
Taylor, Chris	DEN	18	25	10/07->12/02
SEVERAL TIED WITH		17		

PIM	TEAM	G	#	DATES
Dreger, Barry	SAN	11	72	02/17->03/13
Ricciardi, Jeff	IND	11	65	02/17->03/05
Gillingham, Todd	CHI	11	64	10/01->11/09
Gillingham, Todd	CHI	11	59	12/02->12/30
SEVERAL TIED WITH		10		

SEASON TEAM STREAKS

CONSECUTIVE WINS	#	DATES
Peoria	12	01/28->02/26
Peoria	9	12/16->01/06
Peoria	8	01/07->01/22

CONSECUTIVE HOME WINS	#	DATES
Peoria	8	01/28->03/04
Atlanta	7	02/04->03/11

CONSECUTIVE ROAD WINS	#	DATES
Peoria	12	11/27->01/24
Denver	8	01/03->01/28
Kalamazoo	8	11/05->12/17

CONSECUTIVE NON-WINS	#	DATES
Fort Wayne	9	09/30->10/29
Cleveland	7	02/10->02/24
Atlanta	7	12/02->12/17
Indianapolis	7	11/23->12/09
San Diego	7	10/07->10/22

CONSECUTIVE HOME NON-WINS	#	DATES
Minnesota	7	10/07->11/15
Fort Wayne	7	09/30->11/05
Atlanta	6	01/05->02/04
Kalamazoo	6	12/31->01/27

CONSECUTIVE ROAD NON-WINS	#	DATES
Phoenix	12	11/19->01/06
Indianapolis	9	12/30->02/17
San Diego	8	12/08->01/06

MISCELLANEOUS OVERALL TEAM RECORDS

	Leading After 1 Period	Leading After 2 Periods	Tied After 1 Period	Tied After 2 Periods	Trailing After 1 Period	Trailing After 2 Periods	Out Shooting Opponent
Atlanta	20-6-4	28-2-3	13-11-1	7-8-1	6-20-0	4-27-1	21-22-3
Chicago	16-7-7	22-2-4	11-7-2	10-3-5	7-19-5	2-28-5	11-11-3
Cincinnati	29-3-2	37-1-4	9-4-5	6-3-4	11-15-3	6-18-2	21-9-6
Cleveland	18-6-2	25-2-4	5-6-4	6-7-3	11-25-4	3-28-3	11-16-5
Denver	31-3-2	46-2-3	17-5-1	6-4-3	9-10-3	5-12-0	38-9-2
Detroit	28-4-4	33-2-4	11-11-2	9-3-1	9-12-0	6-22-1	31-14-1
Fort Wayne	18-8-4	22-2-3	11-10-2	10-3-1	5-21-2	2-34-4	15-20-2
Houston	19-7-4	29-4-2	12-13-2	8-2-3	7-15-2	1-29-3	19-20-4
Indianapolis	16-3-3	19-2-2	7-11-1	7-3-5	9-27-4	6-36-1	11-16-4
Kalamazoo	30-4-7	36-1-2	10-7-2	4-4-7	3-13-5	3-19-5	27-14-6
Kansas City	25-10-4	26-4-2	5-15-2	6-7-3	5-15-0	3-29-1	15-23-2
Las Vegas	25-4-1	34-1-1	13-8-2	7-4-1	8-18-2	5-25-3	26-18-3
Milwaukee	18-3-2	21-3-2	11-5-5	10-4-5	15-19-3	13-20-3	21-13-5
Minnesota	14-5-4	20-2-2	11-8-4	10-4-5	9-22-4	4-29-5	20-10-5
Peoria	14-2-3	29-1-2	21-6-5	11-4-4	16-11-3	11-14-5	32-9-6
Phoenix	21-3-7	33-4-7	12-6-3	3-4-2	8-17-4	5-18-5	15-14-8
San Diego	11-6-5	23-1-4	13-11-1	7-3-2	13-19-2	7-32-2	13-10-2

	1-Goal Games	2-Goal Games	3-Goal Games	4-Goal Games	5-Goal Games	6-Goal Games	> 6-Goal Games
Atlanta	20-14-5	8-8-0	5-7-0	3-4-0	2-0-0	0-3-0	1-1-0
Chicago	19-12-14	7-3-0	4-8-0	4-5-0	0-2-0	0-1-0	0-2-0
Cincinnati	22-6-10	9-5-0	10-4-0	7-2-0	0-5-0	1-0-0	0-0-0
Cleveland	14-12-10	5-8-0	11-7-0	3-5-0	1-3-0	0-1-0	0-1-0
Denver	18-5-6	10-7-0	13-4-0	8-0-0	7-2-0	0-0-0	1-0-0
Detroit	23-8-6	8-8-0	9-7-0	4-2-0	1-1-0	1-0-0	2-1-0
Fort Wayne	13-9-8	5-12-0	11-9-0	3-5-0	0-3-0	0-0-0	2-1-0
Houston	19-11-8	7-11-0	8-9-0	3-3-0	1-1-0	0-0-0	0-0-0
Indianapolis	20-9-8	5-12-0	5-12-0	1-6-0	1-2-0	0-0-0	0-0-0
Kalamazoo	19-9-14	6-6-0	10-6-0	2-2-0	3-0-0	2-1-0	1-0-0
Kansas City	11-11-6	7-9-0	8-11-0	6-4-0	2-3-0	1-1-0	0-1-0
Las Vegas	14-11-5	13-8-0	6-7-0	5-2-0	6-2-0	1-0-0	1-0-0
Milwaukee	19-4-10	8-10-0	10-6-0	2-3-0	2-3-0	1-1-0	2-0-0
Minnesota	19-5-12	11-5-0	2-15-0	0-6-0	1-2-0	1-0-0	0-2-0
Peoria	21-8-11	11-4-0	10-4-0	2-2-0	5-0-0	0-0-0	2-1-0
Phoenix	14-5-14	10-7-0	7-8-0	6-4-0	3-1-0	1-0-0	0-1-0
San Diego	21-8-8	5-10-0	4-7-0	6-7-0	0-3-0	1-1-0	0-0-0

MISCELLANEOUS HOME TEAM RECORDS

	Leading After 1 Period	Leading After 2 Periods	Tied After 1 Period	Tied After 2 Periods	Trailing After 1 Period	Trailing After 2 Periods	Out Shooting Opponent
Atlanta	12-3-2	18-0-1	8-5-0	5-3-0	4-7-0	1-12-1	18-9-2
Chicago	8-3-6	11-1-3	7-1-0	6-1-3	4-10-2	2-12-2	9-8-3
Cincinnati	19-1-0	22-0-1	4-2-2	3-2-2	4-7-2	2-8-1	16-6-4
Cleveland	11-4-2	13-1-4	4-3-2	4-4-1	4-8-3	2-10-2	9-9-4
Denver	19-2-1	28-2-1	11-2-0	2-0-0	4-2-0	4-4-0	27-4-0
Detroit	17-1-3	18-0-3	7-5-0	7-1-0	3-5-0	2-10-0	21-8-1
Fort Wayne	11-5-1	14-1-0	5-6-0	4-2-0	2-10-1	0-18-2	9-14-1
Houston	7-4-3	12-2-2	7-4-0	6-0-1	5-9-2	1-15-2	13-11-3
Indianapolis	13-1-3	13-0-1	3-6-0	4-2-3	2-11-2	1-16-1	8-6-3
Kalamazoo	14-3-4	18-1-2	5-5-0	1-3-3	1-6-3	1-10-2	15-10-4
Kansas City	13-5-3	14-4-1	5-11-0	4-1-2	1-3-0	1-14-0	11-15-2
Las Vegas	12-1-1	15-0-0	7-3-0	4-3-0	4-12-1	4-13-2	16-15-2
Milwaukee	11-2-2	11-2-2	5-3-1	6-1-1	6-9-2	5-11-2	12-10-3
Minnesota	5-4-4	8-2-2	8-2-2	6-2-3	4-9-3	3-11-4	13-5-4
Peoria	7-0-3	14-0-2	13-2-3	5-1-2	7-4-2	8-5-4	22-4-5
Phoenix	14-1-3	21-1-2	7-2-0	2-2-1	4-8-2	2-8-2	11-6-5
San Diego	8-3-1	15-0-1	8-6-0	5-2-1	7-7-1	3-14-0	11-7-1

	1-Goal Games	2-Goal Games	3-Goal Games	4-Goal Games	5-Goal Games	6-Goal Games	> 6-Goal Games
Atlanta	11-3-2	7-6-0	2-2-0	2-2-0	2-0-0	0-2-0	0-0-0
Chicago	9-6-8	4-1-0	3-2-0	3-2-0	0-2-0	0-1-0	0-0-0
Cincinnati	8-4-4	7-3-0	5-1-0	6-1-0	0-1-0	1-0-0	0-0-0
Cleveland	8-8-7	3-2-0	6-5-0	1-0-0	1-0-0	0-0-0	0-0-0
Denver	8-2-1	6-2-0	8-2-0	5-0-0	6-0-0	0-0-0	1-0-0
Detroit	12-3-3	5-5-0	4-2-0	3-1-0	1-0-0	0-0-0	2-0-0
Fort Wayne	6-5-2	2-7-0	7-6-0	1-2-0	0-1-0	0-0-0	2-0-0
Houston	12-7-5	3-3-0	4-5-0	0-1-0	0-1-0	0-0-0	0-0-0
Indianapolis	11-4-5	1-9-0	4-1-0	1-4-0	1-0-0	0-0-0	0-0-0
Kalamazoo	5-6-7	2-2-0	8-4-0	0-2-0	2-0-0	2-0-0	1-0-0
Kansas City	7-6-3	4-5-0	2-5-0	4-2-0	1-1-0	1-0-0	0-0-0
Las Vegas	8-7-2	5-4-0	3-5-0	2-0-0	4-0-0	1-0-0	0-0-0
Milwaukee	9-2-5	4-5-0	5-3-0	1-2-0	1-2-0	0-0-0	2-0-0
Minnesota	10-3-9	5-1-0	1-7-0	0-2-0	0-1-0	1-0-0	0-1-0
Peoria	10-2-8	7-1-0	5-2-0	1-1-0	2-0-0	0-0-0	2-0-0
Phoenix	8-2-5	6-2-0	3-4-0	5-2-0	2-0-0	1-0-0	0-1-0
San Diego	12-5-2	3-3-0	4-3-0	4-2-0	0-3-0	0-0-0	0-0-0

MISCELLANEOUS ROAD TEAM RECORDS

	Leading After 1 Period	Leading After 2 Periods	Tied After 1 Period	Tied After 2 Periods	Trailing After 1 Period	Trailing After 2 Periods	Out Shooting Opponent
Atlanta	8-3-2	10-2-2	5-6-1	2-5-1	2-13-0	3-15-0	3-13-1
Chicago	8-4-1	11-1-1	4-6-2	4-2-2	3-9-3	0-16-3	2-3-0
Cincinnati	10-2-2	15-1-3	5-2-3	3-1-2	7-8-1	4-10-1	5-3-2
Cleveland	7-2-0	12-1-0	1-3-2	2-3-2	7-17-1	1-18-1	2-7-1
Denver	12-1-1	18-0-2	6-3-1	4-4-3	5-8-3	1-8-0	11-5-2
Detroit	11-3-1	15-2-1	4-6-2	2-2-1	6-7-0	4-12-1	10-6-0
Fort Wayne	7-3-3	8-1-3	6-4-2	6-1-1	3-11-1	2-16-2	6-6-1
Houston	12-3-1	17-2-0	5-9-2	2-2-2	2-6-0	0-14-1	6-9-1
Indianapolis	3-2-0	6-2-1	4-5-1	3-1-2	7-16-2	5-20-0	3-10-1
Kalamazoo	16-1-3	18-0-0	5-2-2	3-1-4	2-7-2	2-9-3	12-4-2
Kansas City	12-5-1	12-0-1	0-4-2	2-6-1	4-12-0	2-15-1	4-8-0
Las Vegas	13-3-0	19-1-1	6-5-2	3-1-1	4-6-1	1-12-1	10-3-1
Milwaukee	7-1-0	10-1-0	6-2-4	4-3-4	9-10-1	8-9-1	9-3-2
Minnesota	9-1-0	12-0-0	3-6-2	4-2-2	5-13-1	1-18-1	7-5-1
Peoria	7-2-0	15-1-0	8-4-2	6-3-2	9-7-1	3-9-1	10-5-1
Phoenix	7-2-4	12-3-5	5-4-3	1-2-1	4-9-2	3-10-3	4-8-3
San Diego	3-3-4	8-1-3	5-5-1	2-1-1	6-12-1	4-18-2	2-3-1

	1-Goal Games	2-Goal Games	3-Goal Games	4-Goal Games	5-Goal Games	6-Goal Games	> 6-Goal Games
Atlanta	9-11-3	1-2-0	3-5-0	1-2-0	0-0-0	0-1-0	1-1-0
Chicago	10-6-6	3-2-0	1-6-0	1-3-0	0-0-0	0-0-0	0-2-0
Cincinnati	14-2-6	2-2-0	5-3-0	1-1-0	0-4-0	0-0-0	0-0-0
Cleveland	6-4-3	2-6-0	5-2-0	2-5-0	0-3-0	0-1-0	0-1-0
Denver	10-3-5	4-5-0	5-2-0	3-0-0	1-2-0	0-0-0	0-0-0
Detroit	11-5-3	3-3-0	5-5-0	1-1-0	0-1-0	1-0-0	0-1-0
Fort Wayne	7-4-6	3-5-0	4-3-0	2-3-0	0-2-0	0-0-0	0-1-0
Houston	7-4-3	4-8-0	4-4-0	3-2-0	1-0-0	0-0-0	0-0-0
Indianapolis	9-5-3	4-3-0	1-11-0	0-2-0	0-2-0	0-0-0	0-0-0
Kalamazoo	14-3-7	4-4-0	2-2-0	2-0-0	1-0-0	0-1-0	0-0-0
Kansas City	4-5-3	3-4-0	6-6-0	2-2-0	1-2-0	0-1-0	0-1-0
Las Vegas	6-4-3	8-4-0	3-2-0	3-2-0	2-2-0	0-0-0	1-0-0
Milwaukee	10-2-5	4-5-0	5-3-0	1-1-0	1-1-0	1-1-0	0-0-0
Minnesota	9-2-3	6-4-0	1-8-0	0-4-0	1-1-0	0-0-0	0-1-0
Peoria	11-6-3	4-3-0	5-2-0	1-1-0	3-0-0	0-0-0	0-1-0
Phoenix	6-3-9	4-5-0	4-4-0	1-2-0	1-1-0	0-0-0	0-0-0
San Diego	9-3-6	2-7-0	0-4-0	2-5-0	0-0-0	1-1-0	0-0-0

INTERNATIONAL HOCKEY LEAGUE LEADING SCORERS

POINTS	TEAM	GP	G	A	PTS
Morin, Stephane	MIN	81	33	81	114
Tomlinson, Dave	CIN	78	38	72	110
Brown, Rob	PHX	69	34	73	107
Miller, Kip	DEN	71	46	60	106
Perreault, Yanic	PHX	68	51	48	99
McDonough, Hubie	SAN	80	43	55	98
Maltais, Steve	CHI	79	57	40	97
Lawless, Paul	CIN	64	44	52	96
Lefebvre, Patrice	LAS	75	32	62	94
Fisher, Craig	IND	77	53	40	93
Hrkac, Tony	MIL	71	24	67	91
Drulia, Stan	ATL	66	41	49	90
Cavallini, Gino	MIL	80	53	35	88
Loach, Lonnie	DET	77	35	53	88
Shank, Daniel	DET	73	48	38	86
Taylor, Chris	DEN	78	38	48	86
Quinney, Ken	LAS	78	40	42	82
Mongeau, Michel	PEO	74	30	52	82
Ciavaglia, Peter	DET	73	22	59	81

GOALS	TEAM	GP	G
Maltais, Steve	CHI	79	57
Fisher, Craig	IND	77	53
Cavallini, Gino	MIL	80	53
Perreault, Yanic	PHX	68	51
Shank, Daniel	DET	73	48

ASSISTS	TEAM	GP	A
Morin, Stephane	MIN	81	81
Brown, Rob	PHX	69	73
Tomlinson, Dave	CIN	78	72
Hrkac, Tony	MIL	71	67
Lefebvre, Patrice	LAS	75	62

PENALTY MINUTES	TEAM	GP	PIM
MacDonald, Kevin	CHI	75	390
Evans, Kevin	KCT	55	313
Toporowski, Kerry	LAS	37	300
Simon, Jason	DEN	61	300
Sabourin, Ken	MIL	75	297

ROOKIE SCORING	TEAM	GP	G	A	PTS
Caloun, Jan	KCT	76	34	39	73
Wiseman, Brian	CHI	75	17	55	72
Shevalier, Jeff	PHX	68	31	39	70
Marinucci, Chris	DEN	74	29	40	69
Roberts, David	PEO	65	30	38	68
Hicks, Alex	LAS	78	24	42	66
Vasiliev, Andrei	DEN	74	28	37	65
Brown, Kevin	PHX	48	19	31	50
Pittis, Domenic	CLV	62	18	32	50

TOP SCORING DEFENSEMEN	TEAM	GP	G	A	PTS
DeGray, Dale	CLV	78	20	57	77
Richer, Stephane J.G	CIN	80	16	53	69
Hicks, Alex	LAS	78	24	42	66
Snell, Chris	PHX	57	15	49	64
Richards, Todd	LAS	80	12	49	61
Richard, Jean-Marc	LAS	81	16	41	57
Tichy, Milan	DEN	71	18	36	54
Sharples, Jeff	LAS	72	20	33	53
Werenka, Brad	MIL	80	8	45	53
Laperriere, Daniel	PEO	65	19	33	52
Veitch, Darren	PEO	75	8	42	50
Evans, Shawn	FTW	69	8	42	50
Nardella, Bob	CHI	74	9	40	49
Crossman, Doug	DEN	77	6	43	49
Cowie, Rob	PHX	51	14	33	47
MacLeod, Pat	MIL	69	11	36	47
Crowley, Ted	HOU	76	12	32	44
MacIntyre, Dave	PEO	71	10	31	41

MINOR PENALTIES	TEAM	MIN
Sabourin, Ken	MIL	71
Harkins, Todd	HOU	64
MacDonald, Kevin	CHI	60
Marshall, Jason	SAN	59

MAJOR PENALTIES	TEAM	MAJ
MacDonald, Kevin	CHI	32
Walters, Greg	CHI	28
Simon, Jason	DEN	26
Several Players Tied at		25

POWER PLAY GOALS	TEAM	PPG
Perreault, Yanic	PHX	19
Maltais, Steve	CHI	19
Fisher, Craig	IND	18

SHORT HANDED GOALS	TEAM	SHG
McDonough, Hubie	SAN	6
Marshall, Grant	KAL	5
Several Players Tied at		4

SHOTS	TEAM	SHOTS
Cavallini, Gino	MIL	345
Maltais, Steve	CHI	336
Christian, Dave	MIN	307
Black, James	LAS	295

SHOOTING PERCENTAGE	TEAM	GOALS	SHOTS	PCT
Shank, Daniel	DET	48	218	.220
Fisher, Craig	IND	53	255	.208
Lefebvre, Patrice	LAS	32	154	.208
McDonough, Hubie	SAN	43	215	.200

GAME WINNING GOALS	TEAM	GWG
Miller, Kip	DEN	11
Maltais, Steve	CHI	9
Drulia, Stan	ATL	9
Cavallini, Gino	MIL	8
Several Players Tied at		6

PLUS-MINUS	TEAM	+/-
Richards, Todd	LAS	49
Richard, Jean-Marc	LAS	48
Tichy, Milan	DEN	46
Veitch, Darren	PEO	39
Vasiliev, Andrei	DEN	34

INTERNATIONAL HOCKEY LEAGUE LEADING GOALTENDERS

LEADING GOALTENDERS

(Based on 25 or more games)

	TEAM	GPI	MIN	AVG	W	L	SOL	EN	SO	GA	SAVES	SPCT
Salo, Tommy	DEN	65	3810	2.60	45	14	4	3	3	165	1671	0.910
Duffus, Parris	PEO	29	1581	2.69	17	7	3	0	3	71	731	0.911
Fernandez, Emmanuel	KAL	46	2470	2.79	21	10	9	2	2	115	1097	0.905
Chabot, Frederic	CIN	48	2622	2.93	25	12	7	5	1	128	1321	0.912
Knickle, Rick	DET	49	2725	2.95	24	15	5	4	3	134	1196	0.899
Torchia, Mike	KAL	41	2140	2.97	19	14	5	4	3	106	1002	0.904
Wilkinson, Derek	ATL	46	2414	3.01	22	17	2	0	1	121	991	0.891
Reddick, Pokey	LAS	40	2075	3.01	23	13	1	1	3	104	897	0.896
Sarjeant, Geoff	PEO	55	3146	3.01	32	12	8	0	0	158	1446	0.901
Laforest, Mark	MIL	42	2325	3.17	19	13	7	1	2	123	1098	0.899
LeBlanc, Ray	CHI	44	2375	3.26	19	14	6	3	1	129	1283	0.909
Gamble, Troy	HOU	43	2421	3.27	18	17	5	4	1	132	1186	0.900
DeRouville, Philippe	CLV	41	2369	3.32	24	10	5	0	1	131	1301	0.909
Bester, Allan	SAN	58	3250	3.38	28	23	5	4	1	183	1542	0.894
Dopson, Rob	HOU	41	2102	3.40	17	16	2	2	0	119	957	0.889
Lorenz, Danny	CIN	41	2222	3.40	24	10	3	3	0	126	1072	0.895
Ing, Peter	FTW	36	2018	3.54	15	18	2	3	2	119	925	0.886
Young, Wendell	CHI	37	1882	3.57	14	11	7	3	0	112	948	0.894
O'Neill, Mike	PHX	49	2859	3.63	24	16	8	4	1	173	1250	0.878
Draper, Tom	MIN	59	3063	3.66	25	20	6	7	1	187	1391	0.881

WINS	TEAM	WINS
Salo, Tommy	DEN	45
Sarjeant, Geoff	PEO	32
Bester, Allan	SAN	28
Several Players Tied at		25

LOSSES	TEAM	LOSSES
Bester, Allan	SAN	23
Rogles, Chris	IND	22
Robins, Trevor	KCT	20
Robins, Trevor	MIL	20
Draper, Tom	MIN	20

MINUTES	TEAM	MIN
Salo, Tommy	DEN	3810
Bester, Allan	SAN	3250
Sarjeant, Geoff	PEO	3146
Draper, Tom	MIN	3063
O'Neill, Mike	PHX	2859

SHUTOUTS	TEAM	SHUTOUTS
Knickle, Rick	DET	3
Torchia, Mike	KAL	3
Salo, Tommy	DEN	3
Reddick, Pokey	LAS	3
Duffus, Parris	PEO	3

SAVES	TEAM	SAVES
Salo, Tommy	DEN	1671
Bester, Allan	SAN	1542
Sarjeant, Geoff	PEO	1446
Draper, Tom	MIN	1391
Dafoe, Byron	PHX	1360

SAVE PERCENTAGE	TEAM	GOALS	SAVES	PCT
Dyck, Larry	KCT	52	601	0.920
Chabot, Frederic	CIN	128	1321	0.912
Duffus, Parris	PEO	71	731	0.911
Salo, Tommy	DEN	165	1671	0.910
LeBlanc, Ray	CHI	129	1283	0.909

ATLANTA TEAM STATISTICS

	PLAYER	POS	GP	G	A	PTS	+/-	PIM	PP	SH	GW	FG	OT	UG	SHOTS	PCT
	Drulia, Stan	RW	66	41	49	90	31	60	11	3	9	3	0	6	231	17.7
	Ruff, Jason	LW	64	42	34	76	19	161	13	4	4	7	0	4	236	17.8
	Heroux, Yves	RW	66	31	24	55	6	56	13	1	4	5	0	0	186	16.7
2	Gretzky, Brent	C	67	19	32	51	-11	42	3	2	1	3	0	4	156	12.2
	McReynolds, Brian	C	11	5	7	12	-8	14	4	0	0	1	0	0	23	21.7
	(TOTALS)	C	66	10	34	44	3	74	5	0	0	1	0	1	90	11.1
X	*Ferraro, Peter	RW	61	15	24	39	-2	118	9	0	4	3	0	2	197	7.6
	*Gavey, Aaron	C	66	18	17	35	-16	85	2	0	3	2	0	0	148	12.2
X	Dubois, Eric	D	56	3	25	28	12	56	1	0	1	1	0	1	95	3.2
X	*Ferraro, Chris	C	54	13	14	27	-8	72	3	0	0	0	0	1	140	9.3
	*Egeland, Allan	C	60	8	16	24	-7	112	0	0	0	2	0	0	77	10.4
	Mayer, Derek	D	55	7	17	24	-14	77	2	0	1	2	0	1	106	6.6
	Campeau, Christian	RW	76	10	13	23	-12	96	0	1	1	3	0	0	88	11.4
X	Miller, Colin	C	36	5	14	19	-10	29	3	0	1	2	0	0	66	7.6
	Shaw, Brad	D	26	1	18	19	3	17	1	0	0	0	0	0	51	2.0
X	LiPuma, Chris	D	41	5	12	17	-14	191	3	0	0	2	0	2	71	7.0
	*Toms, Jeff	LW	40	7	8	15	-14	10	1	0	0	0	0	1	78	9.0
	Hiller, Jim	RW	17	5	10	15	-1	28	1	0	0	0	0	0	58	8.6
X	Cross, Cory	D	41	5	10	15	10	67	1	0	1	1	0	0	52	9.6
	*Bannister, Drew	D	72	5	7	12	-10	74	0	0	1	0	0	0	69	7.2
X	*Mhyres, Brantt	RW	40	5	5	10	-5	213	1	0	0	0	0	0	22	22.7
X	Cipruss, Aigar	F	11	3	7	10	-2	2	0	0	0	0	0	0	24	12.5
X	Edgerton, Devin	C	18	2	8	10	-5	8	0	1	1	0	0	1	43	4.7
X	Nelson, Chris	D	49	0	9	9	-11	46	0	0	0	0	0	0	84	0.0
	Tilley, Tom	D	10	2	6	8	5	14	0	0	0	1	0	1	17	11.8
	Boh, Aaron	D	20	2	6	8	-3	15	2	0	0	0	0	0	39	5.1
X	Jobe, Trevor	C	10	4	3	7	-1	2	1	0	0	1	0	0	21	19.0
X	Straub, Brian	D	22	3	4	7	0	39	0	0	1	0	0	0	22	13.6
	Gallant, Gerard	LW	16	3	3	6	-8	31	0	0	0	2	0	0	26	11.5
	Ward, Colin	F	5	2	3	5	2	2	0	0	0	0	0	0	11	18.2
X	Sutter, Rich	RW	4	0	5	5	5	0	0	0	0	0	0	0	11	0.0
	Pedersen, Allen	D	71	0	5	5	-12	61	0	0	0	0	0	0	36	0.0
	Eberle, Derek	D	13	2	1	3	3	4	1	0	0	1	0	0	24	8.3
X	*Selivanov, Alexander	F	4	0	3	3	-1	2	0	0	0	0	0	0	14	0.0
X	Hartje, Tod	RW	2	0	0	0	-3	0	0	0	0	0	0	0	0	0.0
	(TOTALS)	RW	8	1	1	2	-10	6	0	0	0	1	0	0	11	9.1
X	Buchanan, Jeff	D	4	0	1	1	1	9	0	0	0	0	0	0	5	0.0
X	Cavanagh, Pat	RW	1	0	0	0	0	0	0	0	0	0	0	0	0	0.0
	(TOTALS)	LW	12	0	1	1	0	49	0	0	0	0	0	0	2	0.0
X	*Wilkinson, Derek	G	46	0	1	1	0	6	0	0	0	0	0	0	0	0.0
X	Virtue, Terry	D	1	0	0	0	1	2	0	0	0	0	0	0	1	0.0
X	Hill, Jeff	D	1	0	0	0	0	0	0	0	0	0	0	0	0	0.0
X	DelGuidice, Matt	G	1	0	0	0	0	0	0	0	0	0	0	0	0	0.0
X	Tardif, Marc	LW	5	0	0	0	-3	2	0	0	0	0	0	0	4	0.0
X	Bergeron, J.C.	G	6	0	0	0	0	0	0	0	0	0	0	0	0	0.0
2	Woods, Brock	D	5	0	0	0	2	21	0	0	0	0	0	0	13	0.0
	(TOTALS)	D	6	0	0	0	2	21	0	0	0	0	0	0	13	0.0
X	Greenlay, Mike	G	20	0	0	0	0	6	0	0	0	0	0	0	0	0.0
	LaGrand, Scott	G	21	0	0	0	0	2	0	0	0	0	0	0	0	0.0
	BENCH		81	6		6		18			6					

TOTALS 81 279 421 700 1870 76 12 39 42 0 24 2545 11.0

	GPI	MIN	AVG	W	L	SOL	EN	SO	GA	SAVES	SPCT	
	*Wilkinson, Derek	46	2414:34	3.01	22	17	2	0	1	121	991	0.891
X	LaGrand, Scott	21	993:56	4.04	7	7	3	2	0	67	431	0.865
X	Greenlay, Mike	20	1059:08	4.08	7	10	0	0	0	72	455	0.863
X	Bergeron, J.C.	6	324:20	4.44	3	3	0	0	0	24	158	0.868
X	DelGuidice, Matt	1	52:39	5.70	0	0	0	0	0	5	14	0.737
	TEAM TOTALS	81	4860:00	3.65	39	37	5	2	1	296	2049	0.874

CHICAGO TEAM STATISTICS

	PLAYER	POS	GP	G	A	PTS	+/-	PIM	PP	SH	GW	FG	OT	UG	SHOTS	PCT
	Maltais, Steve	LW	79	57	40	97	-1	145	19	2	9	7	0	2	336	17.0
	*Wiseman, Brian	C	75	17	55	72	-3	52	4	1	1	4	0	2	118	14.4
	Davidson, Lee	C	76	28	37	65	-9	36	3	3	2	4	0	2	185	15.1
X	*Nardella, Bob	D	74	9	40	49	-8	36	6	0	1	0	0	0	175	5.1
	Harkins, Todd	C	52	18	25	43	7	136	7	0	0	5	0	0	132	13.6
	Rivers, Shawn	D	68	8	29	37	-14	69	5	0	0	1	0	0	185	4.3
2	Young, Clayton	C	21	2	7	9	0	54	1	0	0	1	0	0	41	4.9
	(TOTALS)	C	68	19	16	35	-15	194	7	1	1	5	0	0	162	11.7
	Secord, Al	LW	59	13	20	33	3	195	1	0	2	1	0	0	118	11.0
	Bergland, Tim	RW	81	12	21	33	-35	70	1	0	1	2	0	0	189	6.3
X	Crowley, Ted	D	53	8	23	31	6	68	3	0	0	2	0	0	86	9.3
X	Courtenay, Ed	RW	47	14	16	30	-15	20	5	0	3	1	0	0	89	15.7
	Breslin, Tim	LW	71	7	21	28	-17	62	0	0	1	1	0	1	124	5.6
	Roberts, Gordie	D	68	6	22	28	4	80	1	0	0	1	0	0	87	6.9
2	Davydov, Evgeny	LW	18	10	12	22	1	26	6	0	0	1	0	0	50	20.0
	(TOTALS)	LW	29	12	13	25	2	40	6	0	1	1	0	0	72	16.7
X	Gillingham, Todd	LW	54	8	11	19	-8	208	1	0	2	0	0	0	71	11.3
2	Walters, Greg	LW	18	1	4	5	-9	110	0	0	0	0	0	0	21	4.8
	(TOTALS)	LW	62	5	13	18	-24	252	2	0	0	0	0	1	87	5.7
2	Pellerin, Brian	RW	24	4	1	5	-4	80	0	0	0	1	0	0	25	16.0
	(TOTALS)	RW	70	7	8	15	-22	256	0	0	0	2	0	0	84	8.3
2	Gosselin, Steve	D	19	2	2	4	-13	43	0	0	0	0	0	0	38	5.3
	(TOTALS)	D	47	7	7	14	-30	79	4	0	0	0	0	1	113	6.2
	Duffy, Jack	D	69	3	11	14	-13	98	0	0	0	0	0	0	74	4.1
	MacDonald, Kevin	D	75	1	12	13	-24	390	0	0	0	0	0	0	63	1.6
2	Evans, Frank	D	26	3	4	7	4	49	1	0	0	2	0	0	25	12.0
	(TOTALS)	D	67	5	7	12	10	160	1	0	0	2	0	0	63	7.9
X	*Kacir, Marian	RW	29	4	6	10	2	6	0	0	0	1	0	0	40	10.0
X	Selivanov, Alexander	LW	14	4	1	5	-3	8	0	0	0	1	0	0	42	9.5
	(TOTALS)	F	18	4	4	8	-4	10	0	0	0	1	0	0	56	7.1
X	Rohlicek, Jeff	C	18	4	4	8	-5	13	1	0	1	0	0	0	22	18.2
	*Kempffer, Mick	D	35	2	5	7	6	26	0	0	0	0	0	0	30	6.7
	Konroyd, Steve	D	16	2	2	4	1	4	0	0	1	0	0	0	18	11.1
X	Duberman, Justin	RW	13	1	3	4	0	39	1	0	1	0	0	0	22	4.5
X	Crowley, Joe	LW	17	2	1	3	-1	32	0	0	0	1	0	0	14	14.3
X	Kidd, Ian	D	22	2	0	2	-4	20	1	0	0	0	0	0	26	7.7
	LeBlanc, Ray	G	44	0	2	2	0	12	0	0	0	0	0	0	0	0.0
X	Blouin, Sylvain	D	1	0	0	0	-1	2	0	0	0	0	0	0	0	0.0
X	Pion, Richard	RW	2	0	0	0	0	0	0	0	0	0	0	0	0	0.0
	Tabaracci, Rick	G	2	0	0	0	0	2	0	0	0	0	0	0	0	0.0
	Rushton, Jason	RW	2	0	0	0	-2	10	0	0	0	0	0	0	0	0.0
X	Jablonski, Pat	G	4	0	0	0	0	2	0	0	0	0	0	0	0	0.0
	Sjerven, Grant	G	7	0	0	0	0	0	0	0	0	0	0	0	0	0.0
X	Young, Wendell	G	37	0	0	0	0	4	0	0	0	0	0	0	0	0.0
	BENCH		81	9		9		16			9					
	TOTALS		81	261	437	698		2223	67	6	34	37	0	7	2446	10.7
			GPI	MIN	AVG	W	L	SOL	EN	SO	GA	SAVES	SPCT			
X	LeBlanc, Ray		44	2375:22	3.26	19	14	6	3	1	129	1283	0.909			
	Young, Wendell		37	1882:12	3.57	14	11	7	3	0	112	948	0.894			
	Sjerven, Grant		7	251:48	4.29	0	3	1	0	0	18	115	0.865			
X	Tabaracci, Rick		2	119:51	4.51	1	1	0	1	0	9	62	0.873			
	Jablonski, Pat		4	216:35	4.71	0	4	0	0	0	17	106	0.862			
	TEAM TOTALS		81	4860:00	3.78	34	33	14	7	1	306	2514	0.891			

CINCINNATI TEAM STATISTICS

PLAYER	POS	GP	G	A	PTS	+/-	PIM	PP	SH	GW	FG	OT	UG	SHOTS	PCT
Tomlinson, Dave	C	78	38	72	110	26	79	11	0	4	4	0	1	205	18.5
Lawless, Paul	LW	64	44	52	96	22	119	5	1	5	5	0	2	272	16.2
Stevens, Mike	LW	80	34	43	77	-4	274	11	0	4	3	0	0	224	15.2
Biggs, Don	C	77	27	49	76	1	152	9	1	3	6	0	0	244	11.1
Richer, Stephane J.G D	80	16	53	69	4	67	6	1	3	1	0	0	245	6.5	
Barrault, Doug	RW	74	20	40	60	4	57	1	0	4	3	0	0	180	11.1
Cichocki, Chris	RW	75	22	30	52	19	50	2	1	1	4	0	0	165	13.3
Kharin, Sergei	LW	56	14	29	43	18	24	4	0	1	2	0	1	94	14.9
Cirone, Jason	C	74	22	15	37	-5	170	4	2	4	2	0	1	121	18.2
X Laniel, Marc	D	70	5	29	34	1	34	3	0	1	1	0	0	112	4.5
Greenlaw, Jeff	RW	67	10	21	31	-5	117	1	1	1	3	0	2	118	8.5
*McCann, Sean	D	76	10	12	22	7	58	2	0	2	1	0	0	108	9.3
Krivokhija, Yuri	D	57	9	9	18	20	67	2	0	2	1	0	0	112	8.0
X Eakins, Dallas	D	59	6	12	18	19	69	0	0	0	2	0	0	57	10.5
Boughner, Bob	D	81	2	14	16	10	192	0	0	0	1	0	1	84	2.4
X Smyth, Brad	RW	26	2	11	13	3	34	0	0	0	0	0	0	46	4.3
X Linden, Jamie	RW	51	3	6	9	1	173	0	1	0	0	0	0	46	6.5
LaBelle, Marc	LW	54	3	4	7	-8	173	0	0	1	0	0	0	25	12.0
Washburn, Steve	6	3	1	4	-2	0	0	0	0	1	0	1	9	33.3	
2 Kidd, Ian	D	13	1	1	2	7	10	0	0	0	0	0	0	12	8.3
(TOTALS)	D	35	3	1	4	3	30	1	0	0	0	0	0	38	7.9
X Bergeron, Chris	RW	14	1	3	4	3	2	0	0	0	0	0	0	14	7.1
*Doyle, Trevor	D	52	0	3	3	0	139	0	0	0	0	0	0	41	0.0
X Leach, Jamie	RW	11	0	2	2	-5	9	0	0	0	0	0	0	22	0.0
Lorenz, Danny	G	41	0	2	2	0	12	0	0	0	0	0	0	0	0.0
Chabot, Frederic	G	48	0	1	1	0	12	0	0	0	0	0	0	0	0.0
BENCH		81	13		13		32			13					
TOTALS		81	305	514	819		2125	61	8	49	40	0	9	2556	11.9

	GPI	MIN	AVG	W	L	SOL	EN	SO	GA	SAVES	SPCT
Chabot, Frederic	48	2622:00	2.93	25	12	7	5	1	128	1321	0.912
Lorenz, Danny	41	2222:51	3.40	24	10	3	3	0	126	1072	0.895
TEAM TOTALS	81	4860:00	3.36	49	22	10	8	1	272	2393	0.898

CLEVELAND TEAM STATISTICS

	PLAYER	POS	GP	G	A	PTS	+/-	PIM	PP	SH	GW	FG	OT	UG	SHOTS	PCT
2	DeGray, Dale	D	64	19	49	68	-7	134	8	1	2	1	0	0	244	7.8
	(TOTALS)	D	78	20	57	77	-5	152	8	1	2	2	0	0	290	6.9
	Murano, Eric	C	77	32	33	65	-20	42	10	2	1	8	0	2	210	15.2
	Callander, Jock	C	61	24	36	60	-10	90	12	0	2	2	0	2	170	14.1
	Lauer, Brad	LW	51	32	27	59	4	48	12	0	3	1	0	2	199	16.1
	Gervais, Victor	RW	52	20	32	52	2	55	6	1	3	2	0	2	120	16.7
	*Pittis, Domenic	C	62	18	32	50	-12	66	4	0	2	1	0	0	140	12.9
X	Barrie, Len	C	28	13	30	43	4	137	5	2	2	0	0	2	95	13.7
	Karabin, Ladislav	LW	47	15	25	40	3	26	0	0	0	3	0	2	103	14.6
	Moran, Ian	D	64	7	31	38	3	94	2	0	0	1	0	0	153	4.6
X	Christian, Jeff	LW	56	13	24	37	11	126	4	4	0	1	0	1	152	8.6
	Michayluk, Dave	LW	60	19	17	36	-32	22	4	0	2	4	0	0	105	18.1
	*Dziedzic, Joe	LW	68	15	15	30	-16	74	2	0	2	0	0	2	113	13.3
	Patterson, Ed	RW	58	13	17	30	-2	93	1	0	1	1	0	1	119	10.9
	Ganchar, Perry	RW	60	11	17	28	0	56	0	2	1	0	0	0	138	8.0
X	Straka, Michal	30	3	18	21	4	0	0	0	0	1	0	0	29	10.3	
X	Brown, Greg	D	28	5	14	19	10	22	1	1	0	1	0	0	75	6.7
X	*Farrell, Brian	RW	46	7	11	18	-18	28	2	0	1	0	0	0	82	8.5
	Dyck, Paul	D	79	5	12	17	-1	59	2	0	1	1	0	1	103	4.9
X	Black, Jamie	C	20	5	10	15	8	14	0	0	1	0	0	0	31	16.1
X	Tamer, Chris	D	48	4	10	14	-7	204	0	0	0	0	0	1	71	5.6
	Beaulieu, Corey	D	65	2	11	13	-7	180	0	0	0	0	0	1	33	6.1
X	DePalma, Larry	RW	25	6	6	12	-4	113	0	0	0	2	0	0	61	9.8
X	Dagenais, Mike	D	38	3	5	8	-7	84	2	0	1	1	0	0	50	6.0
X	Andrusak, Greg	D	8	0	8	8	-3	14	0	0	0	0	0	0	24	0.0
	Naslund, Markus	RW	7	3	4	7	4	6	0	0	0	0	0	0	29	10.3
	Hayward, Rick	D	56	1	3	4	-16	269	0	0	0	0	0	0	40	2.5
X	Hawkins, Todd	RW	4	2	0	2	1	29	1	0	0	0	0	0	12	16.7
X	Wetherill, Darren	D	12	0	2	2	-7	8	0	0	0	0	0	0	5	0.0
X	Henry, Shane	C	2	0	1	1	0	2	0	0	0	0	0	0	5	0.0
	*Fitzgerald, Rusty	C	2	0	1	1	-2	0	0	0	0	0	0	0	3	0.0
	*Wells, Chris	C	3	0	1	1	-1	2	0	0	0	0	0	0	0	0.0
	Taglianetti, Peter	D	3	0	1	1	-3	7	0	0	0	0	0	0	5	0.0
	*DeRouville, Philippe	G	41	0	1	1	0	4	0	0	0	0	0	0	0	0.0
	*Savoia, Ryan	C	1	0	0	0	0	0	0	0	0	0	0	0	0	0.0
X	Neaton, Patrick	D	2	0	0	0	-1	4	0	0	0	0	0	0	1	0.0
X	Woodcroft, Craig	C	2	0	0	0	-2	0	0	0	0	0	0	0	5	0.0
X	Brady, Lance	D	3	0	0	0	-2	5	0	0	0	0	0	0	4	0.0
	Sundstrom, Olie	G	23	0	0	0	0	12	0	0	0	0	0	0	0	0.0
	LaLime, Patrick	G	23	0	0	0	0	6	0	0	0	0	0	0	0	0.0
	BENCH		81	9		9		22			9					

TOTALS 81 306 504 810 2157 78 13 34 31 0 19 2729 11.2

	GPI	MIN	AVG	W	L	SOL	EN	SO	GA	SAVES	SPCT
*DeRouville, Philippe	41	2369:37	3.32	24	10	5	0	1	131	1301	0.909
LaLime, Patrick	23	1230:16	4.44	7	10	4	1	0	91	680	0.882
Sundstrom, Olie	23	1234:33	5.05	3	17	1	2	0	104	551	0.841
TEAM TOTALS	81	4860:00	4.19	34	37	10	3	1	339	2532	0.882

DENVER TEAM STATISTICS

	PLAYER	POS	GP	G	A	PTS	+/-	PIM	PP	SH	GW	FG	OT	UG	SHOTS	PCT
	Miller, Kip	C	71	46	60	106	26	54	12	1	11	9	0	5	254	18.1
	Taylor, Chris	C	78	38	48	86	24	47	13	2	4	3	0	2	265	14.3
X	*Marinucci, Chris	LW	74	29	40	69	7	42	15	0	5	4	0	0	179	16.2
	Madill, Jeff	RW	73	35	30	65	9	207	15	0	1	5	0	0	247	14.2
	*Vasiliev, Andrei	LW	74	28	37	65	34	48	9	0	4	8	0	1	188	14.9
	Andersson, Niklas	LW	66	22	39	61	11	28	2	3	3	6	0	1	177	12.4
	Tichy, Milan	D	71	18	36	54	46	90	4	2	0	3	0	0	110	16.4
	Brickley, Andy	LW	58	15	35	50	7	16	4	3	2	2	0	0	129	11.6
X	Crossman, Doug	D	77	6	43	49	1	31	3	0	2	1	0	0	141	4.3
	Palfy, Zigmund	LW	33	20	23	43	8	40	4	0	5	2	0	1	117	17.1
	Kaminsky, Yan	LW	38	17	16	33	18	14	5	0	3	2	0	0	112	15.2
	Dineen, Gord	D	68	5	27	32	14	75	1	0	0	1	0	0	72	6.9
	Armstrong, Derek	C	59	13	18	31	6	65	3	0	1	0	0	0	106	12.3
	Junker, Steve	RW	72	13	16	29	9	37	0	1	3	2	0	1	125	10.4
	Sirkka, Jeff	D	58	4	18	22	24	86	0	0	1	1	0	1	54	7.4
X	Rochefort, Normand	D	77	4	13	17	13	46	0	1	1	0	0	1	73	5.5
	Luongo, Chris	D	41	1	14	15	5	26	0	0	0	0	0	0	54	1.9
	Ignatjev, Victor	D	23	2	11	13	2	4	1	0	2	0	0	0	36	5.6
	MacWilliam, Mike	LW	30	5	6	11	0	218	0	0	0	0	0	0	28	17.9
X	Simon, Jason	LW	61	3	6	9	-4	300	1	0	0	0	0	0	55	5.5
	Stanton, Paul	D	11	2	6	8	0	15	2	0	0	0	0	1	38	5.3
X	*Miller, Rod	D	47	2	5	7	14	65	0	0	1	0	0	0	37	5.4
X	Scissons, Scott	C	7	2	3	5	7	6	0	0	1	0	0	0	16	12.5
	Yake, Terry	C	2	0	3	3	3	2	0	0	0	0	0	0	3	0.0
X	Sapergia, Brent	RW	2	1	1	2	2	2	0	0	0	0	0	0	3	33.3
	Bashkatov, Egor	C	2	0	2	2	2	0	0	0	0	0	0	0	2	0.0
	(TOTALS)	C	4	0	2	2	-1	2	0	0	0	0	0	0	3	0.0
X	Paradise, Jim	LW	2	1	0	1	-3	0	0	0	0	0	0	0	4	25.0
X	Guy, Kevan	D	3	0	1	1	-1	0	0	0	0	0	0	0	3	0.0
X	*Salo, Tommy	G	65	0	1	1	0	12	0	0	0	0	0	0	0	0.0
X	Handy, Ron	C	1	0	0	0	-2	0	0	0	0	0	0	0	0	0.0
X	Ricard, Eric	D	1	0	0	0	0	0	0	0	0	0	0	0	0	0.0
	Schwartz, Darren	LW	1	0	0	0	0	0	0	0	0	0	0	0	2	0.0
X	Polillo, Paul	C	1	0	0	0	0	0	0	0	0	0	0	0	0	0.0
X	Laitre, Martin	F	1	0	0	0	-1	18	0	0	0	0	0	0	0	0.0
	Fraser, Iain	C	1	0	0	0	0	0	0	0	0	0	0	0	0	0.0
X	Plante, Dan	RW	2	0	0	0	0	4	0	0	0	0	0	0	6	0.0
	McLennan, Jamie	G	4	0	0	0	0	2	0	0	0	0	0	0	0	0.0
	*Hnilicka, Milan	G	15	0	0	0	0	2	0	0	0	0	0	0	0	0.0
	BENCH		81	7		7		16			7					
	TOTALS		81	339	558	897		1618	94	13	57	49	0	14	2636	12.9

		GPI	MIN	AVG	W	L	SOL	EN	SO	GA	SAVES	SPCT
X	*Salo, Tommy	65	3810:18	2.60	45	14	4	3	3	165	1671	0.910
	McLennan, Jamie	4	239:56	3.00	3	0	1	0	0	12	115	0.906
	*Hnilicka, Milan	15	798:24	3.53	9	4	1	2	1	47	382	0.890
	TEAM TOTALS	81	4860:00	2.90	57	18	6	5	4	235	2168	0.902

DETROIT TEAM STATISTICS

	PLAYER	POS	GP	G	A	PTS	+/-	PIM	PP	SH	GW	FG	OT	UG	SHOTS	PCT
2	Loach, Lonnie	LW	64	32	43	75	9	45	11	2	4	5	0	0	229	14.0
	(TOTALS)	LW	77	35	53	88	6	66	13	2	4	5	0	0	276	12.7
2	Shank, Daniel	RW	54	44	27	71	13	142	14	2	4	7	0	3	171	25.7
	(TOTALS)	RW	73	48	38	86	9	172	15	2	5	8	0	3	218	22.0
X	Ciavaglia, Peter	C	73	22	59	81	16	83	6	0	3	7	0	1	156	14.1
	Conroy, Al	C	71	18	40	58	4	151	5	1	0	6	0	1	137	13.1
	Mazur, Jay	RW	64	23	27	50	-7	64	5	1	0	3	0	0	142	16.2
	Smith, Sandy	RW	60	19	21	40	0	86	5	0	4	0	0	1	170	11.2
2	Shargorodsky, Oleg	D	10	3	4	7	3	10	3	0	2	0	0	0	18	16.7
	(TOTALS)	D	72	10	30	40	1	62	7	0	2	0	0	0	194	5.1
X	Andrusak, Greg	D	37	5	26	31	5	50	3	0	1	0	0	0	115	4.3
	(TOTALS)	D	45	5	34	39	2	64	3	0	1	0	0	0	139	3.6
X	Hynes, Gord	D	62	4	35	39	11	32	1	0	1	1	0	0	127	3.1
	Major, Mark	LW	78	17	19	36	10	229	4	0	1	1	0	0	120	14.2
X	Woolley, Jason	D	48	8	28	36	7	38	0	0	1	1	0	1	102	7.8
X	*Sykora, Petr	C	29	12	17	29	10	16	3	0	0	0	0	1	77	15.6
X	Bancroft, Steve	D	6	1	3	4	-3	0	0	0	0	0	0	0	17	5.9
	(TOTALS)	D	56	8	20	28	10	100	3	0	0	0	0	1	112	7.1
	Hardy, Mark	D	41	6	21	27	4	35	2	0	1	1	0	0	81	7.4
	Day, Joe	LW	32	16	10	26	8	126	3	2	1	3	0	0	64	25.0
X	Tiley, Brad	D	56	7	19	26	-3	32	2	1	1	1	0	0	97	7.2
	Williams, Darryl	LW	66	10	12	22	-6	268	1	0	1	2	0	1	109	9.2
	Strunk, Steve	C	57	6	16	22	-1	48	1	1	0	1	0	0	106	5.7
	Daniels, Jeff	LW	25	8	12	20	8	6	2	1	2	4	0	0	66	12.1
X	Wilson, Ron	C	12	6	9	15	4	10	4	1	2	0	0	0	21	28.6
2	Malykhin, Igor	D	13	1	8	9	2	8	1	0	0	0	0	0	19	5.3
	(TOTALS)	D	38	4	11	15	-11	29	2	0	0	0	0	0	47	8.5
2	Lavigne, Eric	D	1	0	0	0	-1	2	0	0	0	0	0	0	1	0.0
	(TOTALS)	D	70	4	10	14	2	235	0	0	0	1	0	1	69	5.8
X	McRae, Ken	RW	24	4	9	13	-10	38	1	0	0	0	0	0	58	6.9
	*Craighead, John	RW	44	5	7	12	-4	285	0	0	2	2	0	0	36	13.9
	Jay, Bobby	D	57	3	8	11	-12	51	0	0	0	0	0	1	46	6.5
	Ward, Dixon	RW	7	3	6	9	5	7	0	1	0	0	0	0	27	11.1
X	DeGray, Dale	D	14	1	8	9	2	18	0	0	0	1	0	0	46	2.2
	Herbers, Ian	D	37	1	5	6	-6	46	0	1	0	0	0	0	43	2.3
X	*Neckar, Stanislav	D	15	2	2	4	1	15	0	0	0	0	0	0	16	12.5
X	*Satan, Miroslav	RW	8	1	3	4	-5	4	0	0	1	0	0	0	17	5.9
	Sears, Sverre	D	15	0	3	3	11	15	0	0	0	0	0	0	12	0.0
X	Smith, Dennis	D	8	2	0	2	6	12	0	0	0	1	0	0	5	40.0
	Knickle, Rick	G	49	0	2	2	0	17	0	0	0	0	0	0	0	0.0
X	Polglase, Clark	D	5	1	0	1	1	7	0	0	0	1	0	0	2	50.0
	Hartman, Mike	LW	6	1	0	1	2	52	0	0	0	0	0	0	13	7.7
X	Haas, David	LW	1	0	1	1	1	0	0	0	0	0	0	0	1	0.0
X	Oliwa, Krzysztof	LW	4	0	1	1	-5	24	0	0	0	0	0	0	4	0.0
3	Feasby, Scott	D	1	0	0	0	1	2	0	0	0	0	0	0	0	0.0
	(TOTALS)	D	9	0	1	1	0	6	0	0	0	0	0	0	2	0.0
X	Malgunas, Kevin	RW	17	0	1	1	-3	52	0	0	0	0	0	0	22	0.0
X	Baseggio, Dave	D	1	0	0	0	0	0	0	0	0	0	0	0	3	0.0
X	Michailovsky, Maxim	G	1	0	0	0	0	0	0	0	0	0	0	0	0	0.0
X	Bashkatov, Egor	C	2	0	0	0	-3	2	0	0	0	0	0	0	1	0.0
X	Gulash, Garry	D	3	0	0	0	-3	0	0	0	0	0	0	0	4	0.0
X	Winstanley, Jeff	D	3	0	0	0	0	0	0	0	0	0	0	0	2	0.0
X	Osiecki, Mark	D	4	0	0	0	-1	4	0	0	0	0	0	0	1	0.0
X	Beadle, Steve	D	4	0	0	0	-5	2	0	0	0	0	0	0	6	0.0
X	Kravets, Mikhail	RW	7	0	0	0	-2	4	0	0	0	0	0	0	3	0.0
	Madeley, Darrin	G	9	0	0	0	0	0	0	0	0	0	0	0	0	0.0
	Goverde, David	G	15	0	0	0	0	16	0	0	0	0	0	0	0	0.0
	(TOTALS)	G	17	0	0	0	0	16	0	0	0	0	0	0	0	0.0
X	Foster, Norm	G	18	0	0	0	0	0	0	0	0	0	0	0	0	0.0
	BENCH		81	15		15		52			15				0	0.0

TOTALS 81 311 518 829 2331 78 14 48 50 0 10 2567 12.1

	PLAYER	GPI	MIN	AVG	W	L	SOL	EN	SO	GA	SAVES	SPCT
X	Michailovsky, Maxim	1	5:51	0.00	0	0	0	0	0	0	7	1.000
	Madeley, Darrin	9	498:01	2.41	7	2	0	1	1	20	213	0.914
	Knickle, Rick	49	2725:49	2.95	24	15	5	4	3	134	1196	0.899
	Goverde, David	15	814:14	3.61	8	5	0	0	0	49	312	0.864
	(TOTALS)	17	890:16	3.64	8	7	0	1	0	54	343	0.864
X	Foster, Norm	18	797:30	4.44	9	5	1	0	0	59	324	0.846
	TEAM TOTALS	81	4860:00	3.37	48	27	6	5	4	273	2052	0.883

FORT WAYNE TEAM STATISTICS

	PLAYER	POS	GP	G	A	PTS	+/-	PIM	PP	SH	GW	FG	OT	UG	SHOTS	PCT
	Tsyplakov, Vladimir	LW	79	38	40	78	2	39	6	3	4	4	0	0	229	16.6
	Willett, Paul	C	80	26	47	73	-4	74	5	0	4	3	0	0	176	14.8
	Purves, John	RW	60	30	33	63	9	16	6	4	4	2	0	2	181	16.6
X	Chibirev, Igor	C	56	34	28	62	11	10	12	0	2	5	0	3	184	18.5
2	Evans, Shawn	D	11	2	8	10	7	6	1	0	0	0	0	1	42	4.8
	(TOTALS)	D	69	8	42	50	10	26	2	0	0	0	0	1	150	5.3
	Hurd, Kelly	RW	59	16	33	49	-5	36	3	1	2	0	0	2	165	9.7
	Boyce, Ian	LW	76	26	22	48	-14	20	2	3	2	3	0	1	136	19.1
	Miehm, Kevin	C	30	10	25	35	-6	18	4	0	0	1	0	1	65	15.4
	(TOTALS)	C	35	11	30	41	-5	20	5	0	1	1	0	2	71	15.5
	Doyle, Rob	D	72	18	21	39	-31	61	3	1	2	1	0	0	203	8.9
	Smith, Darin	LW	53	16	23	39	4	77	1	0	3	2	0	0	113	14.2
	Dupuis, Guy	D	77	9	26	35	28	125	5	0	1	1	0	2	145	6.2
2	Tiley, Brad	D	14	1	6	7	-2	2	0	0	1	0	0	0	28	3.6
	(TOTALS)	D	70	8	25	33	-5	34	2	1	2	1	0	0	125	6.4
2	Rohlcek, Jeff	C	22	9	14	23	9	8	1	1	0	2	0	1	26	34.6
	(TOTALS)	C	40	13	18	31	4	21	2	1	1	2	0	1	48	27.1
	Ratushny, Dan	D	72	3	25	28	-9	46	0	0	0	0	0	0	100	3.0
	Chin, Colin	C	22	10	15	25	17	10	2	1	1	2	0	2	44	22.7
X	Bancroft, Steve	D	50	7	17	24	13	100	3	0	0	0	0	1	95	7.4
	Richison, Grant	D	72	3	16	19	-19	62	0	0	1	2	0	0	85	3.5
X	Hamr, Radek	D	58	3	13	16	1	14	0	0	0	2	0	0	79	3.8
X	Walters, Greg	LW	44	4	9	13	-15	142	2	0	0	0	0	1	66	6.1
X	Reid, Shawn	D	42	4	8	12	-12	28	0	0	0	1	0	1	54	7.4
X	Burfoot, Scott	C	10	4	2	6	-5	6	1	0	0	2	0	1	14	28.6
	Renard, Jason	RW	27	4	2	6	-4	129	0	0	0	2	0	0	22	18.2
X	Malykhin, Igor	D	25	3	3	6	-13	21	1	0	0	0	0	0	28	10.7
	Lucyk, Carey	D	59	1	5	6	1	30	0	0	0	0	0	0	32	3.1
	Yashin, Oleg	LW	4	2	3	5	3	0	0	0	0	0	0	0	7	28.6
X	Middendorf, Max	C	15	1	4	5	-8	34	0	0	0	0	0	0	19	5.3
	Ing, Peter	G	36	0	4	4	0	4	0	0	0	0	0	0	0	0.0
X	Rubachuk, Brad	C	11	0	3	3	-15	16	0	0	0	0	0	0	11	0.0
X	Whittle, Jeff	F	2	2	0	2	2	0	1	0	0	2	0	0	7	28.6
X	Jones, Brad	LW	4	1	1	2	-2	6	0	0	0	0	0	0	7	14.3
X	Speer, Mike	D	7	1	1	2	-4	18	0	0	0	0	0	0	5	20.0
X	Gravelle, Dan	C	3	0	2	2	-1	0	0	0	0	0	0	0	1	0.0
	Sidorkiewicz, Peter	G	16	0	2	2	0	0	0	0	0	0	0	0	0	0.0
X	O'Neill, Mike	G	28	0	2	2	0	0	0	0	0	0	0	0	0	0.0
	Fletcher, Steve	LW	43	0	2	2	-13	204	0	0	0	0	0	0	27	0.0
X	*Charron, Craig	C	2	1	0	1	-1	4	0	0	0	0	0	0	6	16.7
	(TOTALS)	C	4	1	0	1	-1	4	0	0	0	0	0	0	8	12.5
X	Rowland, Chris	RW	5	0	1	1	-5	14	0	0	0	0	0	0	6	0.0
X	Bezeau, Andy	LW	3	0	1	1	0	26	0	0	0	0	0	0	6	0.0
	(TOTALS)	LW	9	0	1	1	-3	49	0	0	0	0	0	0	7	0.0
X	Tomlinson, Kirk	LW	13	0	1	1	-13	82	0	0	0	0	0	0	7	0.0
X	Donovan, Rob	C	1	0	0	0	-2	2	0	0	0	0	0	0	2	0.0
X	Mason, Bob	G	1	0	0	0	0	0	0	0	0	0	0	0	0	0.0
X	Hicks, Jamey	C	1	0	0	0	0	2	0	0	0	0	0	0	0	0.0
X	Charbonneau, Stepha	RW	4	0	0	0	-3	8	0	0	0	0	0	0	5	0.0
X	Gauthier, Sean	G	5	0	0	0	0	0	0	0	0	0	0	0	0	0.0
X	Reeves, Kyle	RW	7	0	0	0	-1	17	0	0	0	0	0	0	8	0.0
	BENCH		81	7		7		24			7					

TOTALS 81 296 468 764 1541 59 14 34 37 0 19 2436 12.2

	PLAYER	GPI	MIN	AVG	W	L	SOL	EN	SO	GA	SAVES	SPCT
	Ing, Peter	36	2018:29	3.54	15	18	2	3	2	119	925	0.886
	Sidorkiewicz, Peter	16	941:35	3.70	8	6	1	3	1	58	423	0.879
X	O'Neill, Mike	28	1603:10	4.08	11	12	4	2	0	109	654	0.857
X	Gauthier, Sean	5	217:46	4.13	0	2	1	2	0	15	102	0.872
X	Mason, Bob	1	60:00	5.00	0	1	0	0	0	5	26	0.839
	TEAM TOTALS	81	4860:00	4.00	34	39	8	10	3	324	2130	0.868

HOUSTON TEAM STATISTICS

	PLAYER	POS	GP	G	A	PTS	+/-	PIM	PP	SH	GW	FG	OT	UG	SHOTS	PCT
	Freer, Mark	C	80	38	42	80	3	54	17	3	5	3	0	3	218	17.4
	Arniel, Scott	LW	72	37	40	77	-9	102	6	1	1	11	0	0	202	18.3
	Tippett, Dave	LW	75	18	48	66	-6	56	6	0	2	4	0	1	175	10.3
2	Conroy, Al	C	9	3	4	7	-2	17	0	0	1	0	0	0	28	10.7
	(TOTALS)	C	80	21	44	65	2	168	5	1	1	6	0	1	165	12.7
2	Harkins, Todd	C	25	9	10	19	-4	77	2	0	1	3	0	2	82	11.0
	(TOTALS)	C	77	27	35	62	3	213	9	0	1	8	0	2	214	12.6
	Chitaroni, Mario	C	79	24	32	56	-1	157	6	4	4	5	0	3	172	14.0
	Maurice, Michael	C	71	20	26	46	-7	64	3	3	3	5	0	1	210	9.5
2	Crowley, Ted	D	23	4	9	13	-2	35	2	0	2	0	0	0	63	6.3
	(TOTALS)	D	76	12	32	44	4	103	5	0	2	2	0	0	149	8.1
X	Hachborn, Len	C	53	12	30	42	-6	10	4	1	1	1	0	0	101	11.9
	Townshend, Graeme	RW	71	19	21	40	-5	204	5	0	3	4	0	1	124	15.3
	Laniel, Marc	D	2	0	0	0	1	0	0	0	0	0	0	0	4	0.0
	(TOTALS)	D	72	5	29	34	2	34	3	0	1	1	0	0	116	4.3
X	*Shargorodsky, Oleg	D	62	7	26	33	-2	52	4	0	0	0	0	0	176	4.0
X	Young, Clayton	C	47	17	9	26	-15	140	6	1	1	4	0	0	121	14.0
	Valimont, Carl	D	69	5	18	23	-1	66	3	0	1	0	0	0	105	4.8
2	McCromy, Scott	C	3	1	4	5	4	0	0	0	0	0	0	0	5	20.0
	(TOTALS)	C	25	4	16	20	6	12	1	0	0	1	0	0	43	9.3
	Slivchenko, Vadim	RW	29	8	9	17	-8	30	1	0	2	0	0	1	62	12.9
	*Yeo, Mike	LW	63	5	12	17	-18	100	0	0	0	1	0	0	83	6.0
	Jaques, Steve	D	75	2	14	16	10	233	0	0	0	0	0	0	94	2.1
	Robinson, Rob	D	70	3	12	15	-13	54	0	0	0	0	0	0	67	4.5
2	Grant, Kevin	D	57	4	9	13	-8	182	0	0	0	1	0	0	81	4.9
	(TOTALS)	D	60	4	10	14	-8	188	0	0	0	1	0	0	82	4.9
X	Eaves, Murray	C	31	3	9	12	-8	18	1	1	0	0	0	0	26	11.5
	Hunt, Curtis	D	44	0	12	12	-1	103	0	0	0	0	0	0	55	0.0
X	Dineen, Kevin	RW	17	6	4	10	-4	42	2	1	0	1	0	0	53	11.3
X	*Gosselin, Steve	D	28	5	5	10	-17	36	4	0	0	0	0	1	75	6.7
X	Pellerin, Brian	RW	46	3	7	10	-18	176	0	0	0	1	0	0	59	5.1
2	Malgunas, Kevin	RW	20	2	5	7	8	58	0	0	0	1	0	0	13	15.4
	(TOTALS)	RW	37	2	6	8	5	110	0	0	0	1	0	0	35	5.7
X	McKee, Brian	D	10	3	4	7	-6	18	1	0	0	1	0	0	22	13.6
X	*Foy, Chris	D	14	0	4	4	-7	12	0	0	0	0	0	0	15	0.0
	O'Brien, Sean	D	13	2	1	3	5	23	1	0	0	0	0	0	20	10.0
X	St. Cyr, Gerry	RW	15	0	2	2	-5	76	0	0	0	0	0	0	23	0.0
	Dopson, Rob	G	41	0	2	2	0	2	0	0	0	0	0	0	0	0.0
X	Buchanan, Trevor	LW	9	1	0	1	-3	18	0	0	0	0	0	0	7	14.3
X	Olsen, Darryl	D	4	0	1	1	0	12	0	0	0	0	0	0	18	0.0
X	Martinson, Steve	LW	6	0	1	1	0	30	0	0	0	0	0	0	0	0.0
X	Woods, Brock	D	1	0	0	0	0	0	0	0	0	0	0	0	0	0.0
X	LeBlanc, Carl	D	2	0	0	0	-1	5	0	0	0	0	0	0	2	0.0
X	Perry, Alan	G	3	0	0	0	0	0	0	0	0	0	0	0	0	0.0
2	Jablonski, Pat	G	3	0	0	0	0	0	0	0	0	0	0	0	0	0.0
	(TOTALS)	G	7	0	0	0	0	2	0	0	0	0	0	0	0	0.0
	Gamble, Troy	G	43	0	0	0	0	25	0	0	0	0	0	0	0	0.0
	BENCH		81	11		11		18			11					
	TOTALS		81	272	432	704		2305	74	15	38	46	0	13	2561	10.6

		GPI	MIN	AVG	W	L	SOL	EN	SO	GA	SAVES	SPCT
	Gamble, Troy	43	2421:47	3.27	18	17	5	4	1	132	1186	0.900
	Dopson, Rob	41	2102:49	3.40	17	16	2	2	0	119	957	0.889
2	Jablonski, Pat	3	179:08	3.01	1	1	1	0	0	9	73	0.890
	(TOTALS)	7	395:43	3.94	1	5	1	0	0	26	179	0.873
X	Perry, Alan	3	129:56	4.16	2	1	0	0	0	9	70	0.886
	TEAM TOTALS	81	4860:00	3.49	38	35	8	6	1	283	2286	0.890

KALAMAZOO TEAM STATISTICS

	PLAYER	POS	GP	G	A	PTS	+/-	PIM	PP	SH	GW	FG	OT	UG	SHOTS	PCT
	Pederson, Mark	LW	75	31	32	63	18	47	6	1	5	7	0	4	169	18.3
	Barr, Dave	RW	66	18	41	59	24	77	1	0	1	3	0	2	136	13.2
	Brady, Neil	C	70	13	45	58	5	140	2	1	1	1	0	1	165	7.9
	Smith, Derrick	LW	68	30	21	51	-1	103	12	0	4	6	0	2	253	11.9
	Lawrence, Mark	RW	77	21	29	50	15	92	3	0	5	7	0	1	176	11.9
X	Kennedy, Mike	C	42	20	28	48	15	29	3	1	2	2	0	1	122	16.4
	Marshall, Grant	RW	61	17	29	46	24	96	3	5	3	5	0	4	125	13.6
	*Peacock, Shane	D	71	13	23	36	13	42	5	0	2	3	0	3	157	8.3
X	Bawa, Robin	RW	71	22	12	34	4	184	3	3	2	3	0	3	121	18.2
	McLean, Jeff	LW	41	16	18	34	5	22	2	1	4	3	0	3	134	11.9
	Herter, Jason	D	60	12	20	32	16	70	5	0	3	0	0	1	135	8.9
	Bes, Jeff	C	52	8	17	25	14	47	2	0	1	1	0	0	88	9.1
	Bauer, Collin	D	70	6	19	25	31	51	1	0	0	1	0	0	89	6.7
	Murray, Pat	LW	33	11	10	21	6	16	2	1	0	1	0	0	79	13.9
	*Richards, Travis	D	63	4	16	20	8	53	1	0	0	1	0	1	102	3.9
	Needham, Mike	RW	37	9	9	18	4	31	4	0	1	2	0	1	80	11.3
	Boyer, Zac	RW	22	9	7	16	5	22	1	0	1	1	0	0	43	20.9
2	Marcynshyn, Dave	D	3	0	0	0	2	6	0	0	0	0	0	0	0	0.0
	(TOTALS)	D	66	2	14	16	2	182	0	0	1	1	0	0	50	4.0
	Berry, Brad	D	65	4	11	15	13	146	2	0	1	0	0	0	102	3.9
X	*McCrory, Scott	C	22	3	12	15	2	12	1	0	0	1	0	0	38	7.9
	*Fedorchuk, Dean	C	28	4	9	13	8	8	1	0	0	0	0	0	41	9.8
	Raglan, Herb	RW	31	4	4	8	5	94	0	0	0	1	0	0	47	8.5
X	Delorme, Gil	D	28	1	5	6	7	26	0	0	0	0	0	0	20	5.0
X	Matvichuk, Richard	D	17	0	6	6	-9	16	0	0	0	0	0	0	37	0.0
2	Smith, Dennis	D	31	2	1	3	15	41	0	0	0	1	0	0	28	7.1
	(TOTALS)	D	39	4	1	5	21	53	0	0	0	2	0	0	33	12.1
X	Donnelly, Gord	D	7	2	2	4	8	18	0	0	0	1	0	0	13	15.4
	Chyzowski, Dave	LW	4	0	4	4	0	8	0	0	0	0	0	0	12	0.0
X	*Trepanier, Pascal	D	14	1	2	3	3	47	0	0	0	0	0	0	15	6.7
X	*Brill, John	RW	11	0	3	3	0	4	0	0	0	0	0	0	6	0.0
X	*Bonner, Craig	D	23	0	3	3	3	42	0	0	0	0	0	0	19	0.0
X	Lalor, Mike	D	5	0	1	1	-3	11	0	0	0	0	0	0	11	0.0
X	Torchia, Mike	G	41	0	1	1	0	10	0	0	0	0	0	0	1	0.0
X	McGowan, Cal	C	1	0	0	0	0	0	0	0	0	0	0	0	0	0.0
X	*Harvey, Alain	G	1	0	0	0	0	0	0	0	0	0	0	0	0	0.0
X	*Charron, Craig	C	2	0	0	0	0	0	0	0	0	0	0	0	2	0.0
X	Zezel, Peter	C	2	0	0	0	-4	0	0	0	0	0	0	0	2	0.0
X	*Lingren, Steve	D	4	0	0	0	2	0	0	0	0	0	0	0	5	0.0
X	*Loucks, Scott	C	5	0	0	0	0	2	0	0	0	0	0	0	0	0.0
	Gilmour, Darryl	G	5	0	0	0	0	0	0	0	0	0	0	0	0	0.0
2	*Downey, Jason	D	3	0	0	0	1	2	0	0	0	0	0	0	2	0.0
	(TOTALS)	D	7	0	0	0	0	16	0	0	0	0	0	0	3	0.0
	Varvio, Jarkko	RW	7	0	0	0	-5	2	0	0	0	0	0	0	11	0.0
	*Fernandez, Emmanue	G	46	0	0	0	0	4	0	0	0	0	0	0	0	0.0
	BENCH		81	7		7		12			7					
	TOTALS		81	288	441	729		1633	60	13	43	51	0	27	2586	11.1
			<u>GPI</u>	<u>MIN</u>	<u>AVG</u>	<u>W</u>	<u>L</u>	<u>SOL</u>	<u>EN</u>	<u>SO</u>	<u>GA</u>	<u>SAVES</u>	<u>SPCT</u>			
	Gilmour, Darryl		5	232:54	2.06	3	0	0	0	0	8	102	0.927			
X	*Fernandez, Emmanuel		46	2470:02	2.79	21	10	9	2	2	115	1097	0.905			
	Torchia, Mike		41	2140:29	2.97	19	14	5	4	3	106	1002	0.904			
	TEAM TOTALS		81	4860:00	3.07	43	24	14	6	5	249	2201	0.898			

KANSAS CITY TEAM STATISTICS

	PLAYER	POS	GP	G	A	PTS	+/-	PIM	PP	SH	GW	FG	OT	UG	SHOTS	PCT
	*Caloun, Jan	RW	76	34	39	73	-14	50	8	0	4	8	0	4	241	14.1
	Emmons, Gary	C	81	22	38	60	-9	42	5	1	2	3	0	2	217	10.1
X	Tancill, Chris	RW	64	31	28	59	3	40	8	1	5	5	0	0	241	12.9
X	Bruce, David	LW	63	33	25	58	15	80	11	3	5	6	0	2	190	17.4
	Quintin, J.F.	LW	63	23	35	58	-10	130	5	4	1	5	0	1	193	11.9
	Cherbayev, Alex	LW	62	17	28	45	-22	56	3	0	3	3	0	0	124	13.7
	Hodge, Ken	C	62	15	25	40	3	18	1	0	2	2	0	1	117	12.8
	Scremin, Claudio	D	61	8	30	38	14	29	3	1	0	2	0	1	86	9.3
	*Grillo, Dean	C	72	15	21	36	-10	24	5	0	3	1	0	0	114	13.2
	Wortman, Kevin	D	80	6	28	34	-17	22	2	0	2	0	0	0	129	4.7
	Joyce, Duane	D	71	9	21	30	-6	31	1	2	2	3	0	0	137	6.6
2	Buschan, Andrei	D	66	3	27	30	-2	78	0	1	2	1	0	0	65	4.6
	Ferschweiler, Pat	C	49	11	18	29	-6	28	1	0	1	0	0	0	68	16.2
	(TOTALS)	C	50	11	18	29	-7	28	1	0	1	0	0	0	72	15.3
	Hammond, Ken	D	76	3	24	27	-25	151	0	0	0	0	0	0	107	2.8
X	Nazarov, Andrei	LW	43	15	10	25	3	55	2	0	0	5	0	0	101	14.9
X	Evans, Kevin	LW	26	3	6	9	-7	192	0	0	0	1	0	0	31	9.7
X	(TOTALS)	LW	55	8	15	23	-8	313	0	0	0	2	0	0	54	14.8
X	Wood, Dody	LW	44	5	13	18	0	255	2	0	0	1	0	1	58	8.6
X	Kroupa, Vlastimil	D	51	4	8	12	-3	49	1	2	0	0	0	0	31	12.9
X	Sykora, Michal	D	36	1	10	11	-4	30	1	0	0	0	0	0	52	1.9
X	*Holt, Todd	RW	28	4	4	8	-9	12	0	0	0	3	0	0	40	10.0
X	Butsayev, Viacheslav	C	13	4	3	7	-6	12	1	0	0	0	0	1	19	21.1
X	Leslie, Lee	LW	10	2	5	7	1	4	0	0	0	2	0	0	15	13.3
X	Gavin, Stewart	RW	18	2	2	4	-11	32	0	0	0	1	0	0	38	5.3
	Nilsson, Fredrick	C	13	3	0	3	-4	2	1	0	0	0	0	1	12	25.0
	Sandwith, Terran	D	25	0	3	3	-6	73	0	0	0	0	0	0	16	0.0
	Kozlov, Andrei	D	4	1	1	2	-1	0	0	0	0	0	0	0	14	7.1
	Byakin, Ilya	D	1	0	2	2	2	0	0	0	0	0	0	0	1	0.0
	Donovan, Shean	RW	5	0	2	2	-2	7	0	0	0	0	0	0	10	0.0
X	Rathje, Mike	D	6	0	1	1	-3	7	0	0	0	0	0	0	5	0.0
X	Pascucci, Ron	D	10	0	1	1	0	8	0	0	0	0	0	0	11	0.0
X	Dyck, Larry	G	21	0	1	1	0	0	0	0	0	0	0	0	0	0.0
2	Hrivnak, Jim	G	10	0	0	0	0	0	0	0	0	0	0	0	0	0.0
X	(TOTALS)	G	38	0	1	1	0	0	0	0	0	0	0	0	0	0.0
X	Robins, Trevor	G	39	0	1	1	0	6	0	0	0	0	0	0	0	0.0
X	Ryder, Dan	G	3	0	0	0	0	2	0	0	0	0	0	0	0	0.0
X	Masa, Martin	LW	3	0	0	0	-1	0	0	0	0	0	0	0	2	0.0
X	*Kemper, Andrew	D	5	0	0	0	0	2	0	0	0	0	0	0	2	0.0
	Saurdiff, Corwin	G	6	0	0	0	0	0	0	0	0	0	0	0	0	0.0
	McGarry, Pat	G	7	0	0	0	0	0	0	0	0	0	0	0	0	0.0
	BENCH		81	3		3		28			3					
	TOTALS		81	277	460	737		1555	61	15	35	52	0	14	2487	11.1

	GPI	MIN	AVG	W	L	SOL	EN	SO	GA	SAVES	SPCT
X	Dyck, Larry	21	1257:43	2.48	13	6	2	0	1	52	0.920
X	McGarry, Pat	7	371:13	3.23	2	2	1	0	0	20	0.895
X	Robins, Trevor	39	2229:50	3.87	15	20	1	3	1	144	0.877
2	Hrivnak, Jim	10	550:48	3.81	3	5	2	0	0	35	0.884
X	(TOTALS)	38	2185:12	3.87	20	15	3	1	0	141	0.880
X	Ryder, Dan	3	140:00	4.71	1	2	0	0	0	11	0.857
	Saurdiff, Corwin	6	298:46	5.42	1	5	0	2	0	27	0.830
	TEAM TOTALS	81	4860:00	3.70	35	40	6	5	2	300	0.883

LAS VEGAS TEAM STATISTICS

PLAYER	POS	GP	G	A	PTS	+/-	PIM	PP	SH	GW	FG	OT	UG	SHOTS	PCT
Lefebvre, Patrice	RW	75	32	62	94	29	74	7	1	6	6	0	3	154	20.8
Quinney, Ken	LW	78	40	42	82	27	40	9	1	3	7	0	1	259	15.4
Skalde, Jarrod	C	74	34	41	75	19	103	10	4	4	3	0	2	228	14.9
Black, James	C	78	29	44	73	25	54	7	1	5	2	0	1	295	9.8
*Hicks, Alex	D	78	24	42	66	26	212	3	1	2	3	0	0	139	17.3
Richards, Todd	D	80	12	49	61	49	130	6	0	3	4	0	0	147	8.2
Richard, Jean-Marc	D	81	16	41	57	48	76	1	0	5	3	0	0	171	9.4
Sharples, Jeff	D	72	20	33	53	14	63	3	0	2	3	0	0	274	7.3
McBain, Andrew	RW	62	15	27	42	4	111	5	0	2	3	0	0	121	12.4
Rodgers, Marc	C	58	17	19	36	6	131	1	0	2	1	0	0	118	14.4
X Habscheid, Marc	C	43	11	25	36	6	38	5	0	1	1	0	0	71	15.5
X Yashin, Alexei	C	24	15	20	35	19	32	4	0	0	2	0	2	65	23.1
Loewen, Darcy	LW	64	9	21	30	4	183	0	0	3	0	0	0	108	8.3
Joyce, Bob	LW	60	15	12	27	8	52	3	1	1	0	0	3	131	11.5
Charbonneau, Jose	RW	27	8	12	20	5	102	3	0	1	1	0	0	45	17.8
X Bonk, Radek	C	33	7	13	20	-8	62	5	0	1	1	0	0	93	7.5
Kyte, Jim	D	76	3	17	20	3	195	1	1	0	0	0	1	67	4.5
*Reid, Jeff	C	45	5	13	18	8	14	0	1	0	0	0	0	77	6.5
Buskas, Rod	D	27	2	3	5	3	53	0	0	0	0	0	1	39	5.1
X *Evans, Frank	D	41	2	3	5	6	111	0	0	0	0	0	0	38	5.3
Toporowski, Kerry	D	37	1	4	5	-2	300	0	0	0	0	0	0	23	4.3
Trombley, Rhett	F	30	4	0	4	4	141	0	0	0	0	0	0	6	66.7
Deeks, Alain	D	13	1	2	3	-5	27	1	0	0	0	0	0	19	5.3
Johnson, Mike	Z	1	0	1	-3	0	0	0	0	0	0	0	2	50.0	
Judson, Rick	LW	2	0	1	1	-1	0	0	0	0	0	0	0	4	0.0
Searle, Doug	D	7	0	1	1	3	18	0	0	0	0	0	0	7	0.0
*Neilson, Dave	LW	13	0	1	1	-2	51	0	0	0	0	0	0	7	0.0
Reddick, Pokey	G	40	0	1	1	0	2	0	0	0	0	0	0	0	0.0
X Vujtek, Vladimir	C	1	0	0	0	0	0	0	0	0	0	0	0	1	0.0
X Banks, Darren	LW	2	0	0	0	-1	19	0	0	0	0	0	0	0	0.0
X *Rheaume, Manon	G	2	0	0	0	0	0	0	0	0	0	0	0	0	0.0
McSorley, Chris	Z	0	0	0	0	20	0	0	0	0	0	0	0	0.0	
Foster, Norm	G	14	0	0	0	0	0	0	0	0	0	0	0	0	0.0
(TOTALS)	G	32	0	0	0	0	0	0	0	0	0	0	0	0	0.0
Malarchuk, Clint	G	38	0	0	0	0	31	0	0	0	0	0	0	0	0.0
BENCH		81	5		5		70			5					
TOTALS		81	328	550	878		2517	74	11	46	40	0	14	2716	12.1
		<u>GPI</u>	<u>MIN</u>	<u>AVG</u>	<u>W</u>	<u>L</u>	<u>SOL</u>	<u>EN</u>	<u>SO</u>	<u>GA</u>	<u>SAVES</u>	<u>SPCT</u>			
X Reddick, Pokey		40	2075:25	3.01	23	13	1	1	3	104	897	0.896			
X *Rheaume, Manon		2	52:47	3.41	0	1	0	0	0	3	14	0.824			
Malarchuk, Clint		38	2039:11	3.74	15	13	3	3	0	127	960	0.883			
Foster, Norm		14	677:13	3.10	8	3	1	0	0	35	281	0.889			
(TOTALS)		32	1474:43	3.82	17	8	2	0	0	94	605	0.866			
TEAM TOTALS		81	4860:00	3.43	46	30	5	4	3	278	2152	0.886			

MILWAUKEE TEAM STATISTICS

	PLAYER	POS	GP	G	A	PTS	+/-	PIM	PP	SH	GW	FG	OT	UG	SHOTS	PCT
	Hrkac, Tony	C	71	24	67	91	11	26	3	1	4	0	0	3	211	11.4
	Cavallini, Gino	LW	80	53	35	88	10	54	13	0	8	4	0	2	345	15.4
	Couturier, Sylvain	C	77	31	41	72	0	77	11	0	2	3	0	0	261	11.9
	Tomlak, Mike	C	63	27	41	68	23	54	8	1	2	6	0	1	144	18.8
	Dobbin, Brian	RW	76	21	40	61	11	62	3	0	2	3	0	0	175	12.0
X	Govedaris, Chris	LW	54	34	25	59	9	71	6	1	5	3	0	1	175	19.4
	Werenka, Brad	D	80	8	45	53	6	161	2	0	0	1	0	0	184	4.3
	MacLeod, Pat	D	69	11	36	47	8	16	2	0	1	3	0	1	150	7.3
X	Evans, Shawn	D	58	6	34	40	3	20	1	0	0	0	0	0	108	5.6
	McNeill, Mike	LW	80	23	15	38	-3	30	2	2	3	2	0	1	117	19.7
	Mackey, Dave	LW	74	19	18	37	0	261	2	0	4	1	0	2	150	12.7
2	Bawa, Robin	RW	4	1	1	2	0	19	0	0	0	1	0	0	4	25.0
	(TOTALS)	RW	75	23	13	36	4	203	3	3	2	4	0	3	125	18.4
	Joseph, Fabian	C	78	7	27	34	-4	32	0	0	0	0	0	0	113	6.2
	Tuttle, Steve	RW	21	3	1	4	-4	8	0	0	0	0	0	0	31	9.7
	(TOTALS)	RW	59	17	14	31	17	22	0	0	2	2	0	0	121	14.0
	Byce, John	LW	30	9	11	20	7	10	0	1	1	3	0	0	53	17.0
	(TOTALS)	LW	35	11	14	25	5	12	2	1	1	3	0	0	61	18.0
	Paynter, Kent	D	73	3	22	25	-4	104	1	0	0	0	0	0	109	2.8
	Sim, Trevor	RW	37	9	10	19	3	26	0	0	2	1	0	1	77	11.7
	Sabourin, Ken	D	75	3	16	19	21	297	0	0	0	0	0	0	76	3.9
X	Marcinyshyn, Dave	D	63	2	14	16	0	176	0	0	1	1	0	0	50	4.0
	Simard, Martin	RW	57	7	5	12	-12	100	3	0	0	0	0	0	83	8.4
	Block, Matt	D	28	4	5	9	-1	63	1	0	0	1	0	0	51	7.8
	Velischek, Randy	D	35	3	3	6	0	24	0	1	0	0	0	0	37	8.1
	Tuttle, Steve	RW	21	3	1	4	-4	8	0	0	0	0	0	0	31	9.7
	Laforest, Mark	G	42	0	3	3	0	8	0	0	0	0	0	0	0	0.0
X	Grant, Kevin	D	3	0	1	1	0	6	0	0	0	0	0	0	1	0.0
X	Mason, Bob	G	13	0	1	1	0	2	0	0	0	0	0	0	0	0.0
	(TOTALS)	G	14	0	1	1	0	2	0	0	0	0	0	0	0	0.0
X	Hrivnak, Jim	G	28	0	1	1	0	0	0	0	0	0	0	0	0	0.0
2	Robins, Trevor	G	1	0	0	0	0	0	0	0	0	0	0	0	0	0.0
	(TOTALS)	G	40	0	1	1	0	6	0	0	0	0	0	0	0	0.0
X	Martin, Don	LW	1	0	0	0	0	0	0	0	0	0	0	0	0	0.0
	Varga, John	LW	1	0	0	0	0	0	0	0	0	0	0	0	4	0.0
X	Cowley, Wayne	G	2	0	0	0	0	0	0	0	0	0	0	0	0	0.0
	*MacIsaac, Dave	D	2	0	0	0	-1	5	0	0	0	0	0	0	2	0.0
	BENCH		81	9		9		12			9					
	TOTALS		81	317	518	835		1724	58	7	44	33	0	12	2711	11.7
			<u>GPI</u>	<u>MIN</u>	<u>AVG</u>	<u>W</u>	<u>L</u>	<u>SOL</u>	<u>EN</u>	<u>SO</u>	<u>GA</u>	<u>SAVES</u>	<u>SPCT</u>			
X	Cowley, Wayne		2	79:04	3.04	0	0	1	0	0	4	45	0.918			
	Laforest, Mark		42	2325:58	3.17	19	13	7	1	2	123	1098	0.899			
2	Robins, Trevor		1	60:00	1.00	1	0	0	0	0	1	25	0.962			
	(TOTALS)		40	2289:50	3.80	16	20	1	3	1	145	1049	0.878			
X	Hrivnak, Jim		28	1634:24	3.89	17	10	1	1	0	106	768	0.879			
X	Mason, Bob		13	745:02	4.03	7	4	1	2	0	50	351	0.875			
	(TOTALS)		14	805:02	4.10	7	5	1	2	0	55	377	0.873			
	TEAM TOTALS		81	4860:00	3.68	44	27	10	4	2	298	2287	0.885			

MINNESOTA TEAM STATISTICS

	PLAYER	POS	GP	G	A	PTS	+/-	PIM	PP	SH	GW	FG	OT	UG	SHOTS	PCT
	Morin, Stephane	C	81	33	81	114	-5	53	4	3	5	3	0	1	206	16.0
	Christian, Dave	RW	81	38	42	80	-30	16	8	4	1	5	0	3	307	12.4
	Currie, Dan	LW	54	18	35	53	-25	34	4	0	4	6	0	0	141	12.8
	(TOTALS)	LW	70	20	41	61	-38	42	5	0	4	6	0	0	183	10.9
	*Young, John	C	70	17	32	49	-9	24	4	0	4	2	0	0	92	18.5
	Snuggerud, Dave	RW	72	25	23	48	-6	57	6	4	1	3	0	3	208	12.0
	Williams, Sean	C	81	20	26	46	-13	34	4	2	0	1	0	1	166	12.0
	Corriveau, Yvon	LW	62	18	24	42	-19	26	6	0	1	2	0	0	152	11.8
	*Olimb, Larry	C	75	13	14	27	-42	34	2	0	1	1	0	2	120	10.8
X	Humeniuk, Scott	D	47	10	15	25	-3	55	5	1	2	2	0	1	95	10.5
	Kolstad, Dean	D	73	6	18	24	1	71	1	1	0	0	0	0	160	3.8
X	Kravets, Mikhail	RW	37	7	15	22	-13	21	0	0	1	0	0	0	37	18.9
	(TOTALS)	RW	44	7	15	22	-15	25	0	0	1	0	0	0	40	17.5
X	Scissons, Scott	C	23	7	9	16	-6	6	2	0	2	2	0	1	49	14.3
	(TOTALS)	C	30	9	12	21	1	12	2	0	3	2	0	1	65	13.8
2	Hawkins, Todd	LW	47	10	8	18	-13	95	2	1	1	1	0	0	98	10.2
	(TOTALS)	RW	51	12	8	20	-12	124	3	1	1	1	0	0	110	10.9
	Miller, Kris	D	71	4	16	20	-4	61	0	1	0	1	0	0	116	3.4
	Hakstol, Dave	D	76	3	14	17	-3	128	0	0	1	0	0	0	105	2.9
X	Gavin, Stewart	RW	22	4	7	11	-2	21	0	0	0	1	0	0	49	8.2
	(TOTALS)	RW	40	6	9	15	-13	53	0	0	0	2	0	0	87	6.9
X	Shank, Daniel	RW	19	4	11	15	-4	30	1	0	1	1	0	0	47	8.5
	Miller, Brad	D	55	1	13	14	-3	181	0	0	0	0	0	0	56	1.8
X	Atcheynum, Blair	RW	17	4	6	10	-4	7	0	0	0	1	0	0	31	12.9
2	*Brill, John	RW	29	3	4	7	-6	16	0	0	0	1	0	0	54	5.6
	(TOTALS)	RW	40	3	7	10	-6	20	0	0	0	1	0	0	60	5.0
X	*Hynnes, Chris	D	25	3	4	7	-11	22	0	0	0	0	0	0	33	9.1
X	Daniels, Kimbi	C	10	1	4	5	-3	2	0	0	0	0	0	0	11	9.1
	*Morissette, Dave	LW	50	1	4	5	-5	174	0	0	0	0	0	0	12	8.3
	Martini, Darcy	D	10	3	1	4	-5	10	1	0	0	1	0	0	24	12.5
X	Larson, Reed	D	9	2	2	4	-3	11	2	0	0	0	0	0	21	9.5
	*Bell, Scott	F	3	2	1	3	4	2	0	0	0	0	0	0	10	20.0
2	Osiecki, Mark	D	35	1	2	3	-22	18	0	0	0	0	0	0	29	3.4
	(TOTALS)	D	39	1	2	3	-23	22	0	0	0	0	0	0	30	3.3
X	Hartje, Tod	RW	6	1	1	2	-7	6	0	0	0	1	0	0	11	9.1
	*Finn, Shannon	D	3	0	2	2	1	6	0	0	0	0	0	0	1	0.0
X	Smith, Mike	D	13	0	2	2	-3	0	0	0	0	0	0	0	7	0.0
X	Linnell, Derek	D	3	1	0	1	-3	2	0	0	0	1	0	0	2	50.0
	Franceschetti, Lou	RW	4	1	0	1	-3	12	0	0	0	0	0	0	4	25.0
X	Byers, Lyndon	RW	7	1	0	1	-2	16	0	0	0	0	0	0	7	14.3
X	Wilson, Ross	RW	2	0	1	1	-1	0	0	0	0	0	0	0	2	0.0
X	Huber, Phil	C	3	0	1	1	-2	0	0	0	0	0	0	0	1	0.0
X	Torrel, Doug	RW	4	0	1	1	-3	0	0	0	0	0	0	0	4	0.0
	Gagnon, Dave	G	16	0	1	1	0	6	0	0	0	0	0	0	1	0.0
	Draper, Tom	G	59	0	1	1	0	20	0	0	0	0	0	0	0	0.0
X	Wohlars, Nick	D	1	0	0	0	0	2	0	0	0	0	0	0	0	0.0
X	Ferschweiler, Pat	C	1	0	0	0	-1	0	0	0	0	0	0	0	4	0.0
X	Smith, Brandon	D	1	0	0	0	1	0	0	0	0	0	0	0	1	0.0
X	McKinnon, Kevin	LW	1	0	0	0	0	0	0	0	0	0	0	0	0	0.0
X	Craievich, David	D	2	0	0	0	1	0	0	0	0	0	0	0	1	0.0
	*Imes, Chris	D	2	0	0	0	-1	4	0	0	0	0	0	0	5	0.0
X	Derksen, Duane	G	7	0	0	0	0	4	0	0	0	0	0	0	0	0.0
X	Pietrangelo, Frank	G	15	0	0	0	0	6	0	0	0	0	0	0	0	0.0
	BENCH		81	9		9		20			9					
	TOTALS		81	271	441	712		1313	52	17	34	36	0	12	2480	10.9
			GPI	MIN	AVG	W	L	SOL	EN	SO	GA	SAVES	SPCT			
X	Draper, Tom		59	3063:14	3.66	25	20	6	7	1	187	1391	0.881			
X	Pietrangelo, Frank		15	756:57	4.12	3	8	1	1	0	52	349	0.870			
X	Gagnon, Dave		16	767:19	4.30	5	4	2	1	0	55	372	0.871			
X	Derksen, Duane		7	250:58	5.02	1	3	3	0	0	21	108	0.837			
	TEAM TOTALS		81	4860:00	4.15	34	35	12	9	1	336	2220	0.869			

PEORIA TEAM STATISTICS

	PLAYER	POS	GP	G	A	PTS	+/-	PIM	PP	SH	GW	FG	OT	UG	SHOTS	PCT
X	Mongeau, Michel	C	74	30	52	82	27	72	14	1	3	5	0	0	195	15.4
	Paslawski, Greg	RW	69	26	43	69	1	15	6	0	4	3	0	1	194	13.4
X	*Roberts, David	LW	65	30	38	68	11	65	11	0	3	1	0	1	222	13.5
X	Laperriere, Daniel	D	65	19	33	52	24	42	6	0	3	2	0	0	210	9.0
	Evans, Doug	LW	74	13	39	52	-2	103	6	0	1	3	0	0	146	8.9
	Veitch, Darren	D	75	8	42	50	39	42	3	0	2	0	0	0	180	4.4
X	*Laperriere, Ian	C	51	16	32	48	11	111	5	1	3	0	0	0	142	11.3
X	*Tardif, Patrice	C	53	27	18	45	16	83	5	1	3	4	0	1	155	17.4
	Hoover, Ron	RW	76	22	20	42	28	70	2	0	3	0	0	2	164	13.4
	MacIntyre, Dave	D	71	10	31	41	3	52	2	0	0	3	0	1	150	6.7
2	Courtenay, Ed	RW	9	5	0	5	6	4	0	0	0	1	0	0	27	18.5
	(TOTALS)	RW	56	19	16	35	-9	24	5	0	3	2	0	0	116	16.4
	Hollinger, Terry	D	69	7	25	32	23	137	2	0	1	1	0	0	97	7.2
	Felsner, Denny	RW	25	10	12	22	5	14	2	0	0	1	0	0	60	16.7
2	Tomlinson, Kirk	LW	41	11	9	20	15	171	3	0	3	3	0	0	60	18.3
	(TOTALS)	LW	54	11	10	21	2	253	3	0	3	3	0	0	67	16.4
	Hamrlik, Martin	D	77	5	13	18	17	120	0	0	1	0	0	2	100	5.0
	Mulverna, Glenn	C	48	7	9	16	9	20	1	1	0	1	0	1	48	14.6
	Staios, Steve	D	60	3	13	16	-3	64	1	0	0	1	0	0	105	2.9
X	Karamnov, Vitaly	LW	15	6	9	15	12	7	1	0	2	1	0	2	32	18.8
X	Evans, Kevin	LW	29	5	9	14	-1	121	0	0	0	1	0	0	23	21.7
	Batters, Jeff	D	42	0	11	11	12	128	0	0	0	0	0	0	50	0.0
	Kaebel, Butch	LW	43	7	2	9	1	61	2	1	0	0	0	2	62	11.3
	Prokhorov, Vitali	LW	20	6	3	9	1	6	1	0	0	1	0	0	44	13.6
2	Dagenais, Mike	D	2	0	0	0	-3	2	0	0	0	0	0	0	3	0.0
	(TOTALS)	D	40	3	5	8	-10	86	2	0	1	1	0	0	53	5.7
	Johnson, Craig	LW	16	2	6	8	0	25	0	0	0	0	0	0	41	4.9
X	Miehm, Kevin	C	5	1	5	6	1	2	1	0	1	0	0	1	6	16.7
	Chapdelaine, Rene	D	45	3	2	5	-3	62	1	0	1	0	0	1	45	6.7
	Fenton, Eric	C	8	1	1	2	-3	20	0	0	0	1	0	0	7	14.3
	*Potvin, Steve	C	2	1	0	1	0	0	0	0	0	0	0	0	4	25.0
X	MacDonald, Chris	LW	4	1	0	1	-2	4	0	0	0	1	0	0	6	16.7
X	Morris, Keith	LW	2	0	1	1	-1	0	0	0	0	0	0	0	7	0.0
X	Petruic, Jeff	RW	3	0	1	1	-2	0	0	0	0	0	0	0	0	0.0
X	Cavanagh, Pat	LW	11	0	1	1	0	49	0	0	0	0	0	0	2	0.0
	Sarjeant, Geoff	G	55	0	1	1	0	20	0	0	0	0	0	0	0	0.0
X	*Taylor, Paul	G	2	0	0	0	0	0	0	0	0	0	0	0	0	0.0
X	Gabriel, Jeff	RW	2	0	0	0	-1	2	0	0	0	0	0	0	2	0.0
X	McRae, Basil	LW	2	0	0	0	1	12	0	0	0	0	0	0	1	0.0
X	*Downey, Jason	D	4	0	0	0	-1	14	0	0	0	0	0	0	1	0.0
	Duffus, Parris	G	29	0	0	0	0	6	0	0	0	0	0	0	0	0.0
	BENCH		81	15		15		34			15					
	TOTALS		81	311	494	805		1774	75	5	51	36	0	15	2681	11.6
			<u>GPI</u>	<u>MIN</u>	<u>AVG</u>	<u>W</u>	<u>L</u>	<u>SOL</u>	<u>EN</u>	<u>SO</u>	<u>GA</u>	<u>SAVES</u>	<u>SPCT</u>			
X	*Taylor, Paul		2	120:00	2.50	2	0	0	0	0	5	38	0.884			
	Duffus, Parris		29	1581:05	2.69	17	7	3	0	3	71	731	0.911			
	Sarjeant, Geoff		55	3146:32	3.01	32	12	8	0	0	158	1446	0.901			
	TEAM TOTALS		81	4860:00	3.02	51	19	11	0	3	245	2215	0.900			

PHOENIX TEAM STATISTICS

	PLAYER	POS	GP	G	A	PTS	+/-	PIM	PP	SH	GW	FG	OT	UG	SHOTS	PCT
X	Brown, Rob	RW	69	34	73	107	-12	135	9	0	6	6	0	1	252	13.5
	Perreault, Yanic	C	68	51	48	99	-18	52	19	1	4	5	0	1	263	19.4
	*Shevalier, Jeff	LW	68	31	39	70	15	44	7	0	1	6	0	2	177	17.5
	Thomlinson, Dave	LW	77	30	40	70	3	87	13	0	4	4	0	0	191	15.7
X	Snell, Chris	D	57	15	49	64	1	122	9	0	2	3	0	1	203	7.4
X	*Brown, Kevin	RW	48	19	31	50	7	64	4	0	0	3	0	1	124	15.3
	Cowie, Rob	D	51	14	33	47	-3	71	5	0	5	0	0	0	176	8.0
2	Edgerton, Devin	C	42	15	20	35	13	16	3	1	2	3	0	1	81	18.5
	(TOTALS)	C	60	17	28	45	8	24	3	2	3	3	0	2	124	13.7
	Bylsma, Dan	RW	81	19	23	42	10	41	1	3	0	1	0	1	125	15.2
	Vachon, Nicholas	C	64	13	26	39	16	137	0	2	2	5	0	0	106	12.3
X	McReynolds, Brian	C	55	5	27	32	11	60	1	0	0	0	0	1	67	7.5
	Nedomansky Jr., Vacl	RW	41	15	11	26	-7	77	6	0	0	1	0	0	93	16.1
	Chapman, Brian	D	60	2	23	25	13	181	0	0	0	0	0	0	114	1.8
2	Straub, Brian	D	35	3	13	16	7	46	0	0	2	0	0	0	46	6.5
	(TOTALS)	D	57	6	17	23	7	85	0	0	3	0	0	0	68	8.8
	Vesey, Jim	RW	41	10	10	20	0	62	3	0	2	1	0	0	48	20.8
	O'Donnell, Sean	D	61	2	18	20	13	132	0	0	0	0	0	0	68	2.9
2	McKee, Brian	D	17	4	6	10	3	26	4	0	0	1	0	0	39	10.3
	(TOTALS)	D	27	7	10	17	-3	44	5	0	0	2	0	0	61	11.5
X	Shuchuk, Gary	C	13	8	7	15	6	12	0	0	1	1	0	0	27	29.6
2	McRae, Ken	RW	2	2	0	2	1	0	0	0	1	1	0	0	8	25.0
	(TOTALS)	RW	26	6	9	15	-9	38	1	0	1	1	0	0	66	9.1
X	Lavigne, Eric	D	69	4	10	14	3	233	0	0	0	1	0	1	68	5.9
	Potomski, Barry	RW	42	5	6	11	3	171	0	0	0	0	0	0	40	12.5
	Wilson, Steve	D	54	3	6	9	-6	61	1	0	0	0	0	0	98	3.1
X	Watters, Tim	D	36	1	8	9	-7	58	1	0	0	0	0	0	24	4.2
X	Lacroix, Eric	LW	25	7	1	8	-4	31	0	2	1	0	0	1	49	14.3
X	Currie, Dan	LW	16	2	6	8	-13	8	1	0	0	0	0	0	42	4.8
	Pearce, Randy	LW	14	2	3	5	-3	30	0	0	0	1	0	0	18	11.1
	Blomsten, Arto	D	2	1	2	3	2	0	1	0	0	0	0	0	5	20.0
	Redmond, Keith	LW	20	0	3	3	1	81	0	0	0	0	0	0	13	0.0
2	O'Neill, Mike	G	21	0	1	1	0	4	0	0	0	0	0	0	0	0.0
	(TOTALS)	G	49	0	3	3	0	4	0	0	0	0	0	0	0	0.0
	*Hocking, Justin	D	20	1	1	2	6	50	0	0	1	0	0	0	15	6.7
X	Seguin, Brett	C	2	0	2	2	2	0	0	0	0	0	0	0	2	0.0
X	Dafoe, Byron	G	49	0	2	2	0	12	0	0	0	0	0	0	0	0.0
X	Brown, Sean	RW	3	0	1	1	-1	0	0	0	0	0	0	0	4	0.0
X	Gaul, Mike	D	4	0	1	1	0	2	0	0	0	0	0	0	3	0.0
	Straub, Mark	RW	1	0	0	0	0	0	0	0	0	0	0	0	0	0.0
X	Smith, Doug	RW	1	0	0	0	0	0	0	0	0	0	0	0	0	0.0
X	Leveque, Guy	C	2	0	0	0	-1	15	0	0	0	0	0	0	2	0.0
X	Goverde, David	G	2	0	0	0	0	0	0	0	0	0	0	0	0	0.0
	Murphy, Rob	C	2	0	0	0	0	10	0	0	0	0	0	0	4	0.0
	Racicot, Andre	G	3	0	0	0	0	0	0	0	0	0	0	0	0	0.0
X	Doucet, Wayne	LW	4	0	0	0	-3	2	0	0	0	0	0	0	3	0.0
X	*Feasby, Scott	D	6	0	0	0	-3	4	0	0	0	0	0	0	2	0.0
X	Bezeau, Andy	LW	6	0	0	0	-3	23	0	0	0	0	0	0	1	0.0
	Jaks, Pauli	G	15	0	0	0	0	0	0	0	0	0	0	0	0	0.0
	BENCH		81	7		7		14			7					
	TOTALS		81	325	550	875		2174	88	9	41	43	0	11	2601	12.5

		GPI	MIN	AVG	W	L	SOL	EN	SO	GA	SAVES	SPCT
2	Racicot, Andre	3	132:26	3.62	1	0	0	0	0	8	61	0.884
	O'Neill, Mike	21	1256:38	3.06	13	4	4	2	1	64	596	0.903
	(TOTALS)	49	2859:48	3.63	24	16	8	4	1	173	1250	0.878
X	Dafoe, Byron	49	2743:39	3.70	25	16	6	3	2	169	1360	0.889
X	Goverde, David	2	76:02	3.95	0	2	0	1	0	5	31	0.861
	Jaks, Pauli	15	635:44	4.15	2	4	4	0	0	44	302	0.873
	TEAM TOTALS	81	4860:00	3.83	41	26	14	6	3	310	2350	0.883

SAN DIEGO TEAM STATISTICS

	PLAYER	POS	GP	G	A	PTS	+/-	PIM	PP	SH	GW	FG	OT	UG	SHOTS	PCT
	McDonough, Hubie	C	80	43	55	98	15	10	12	6	6	4	0	3	215	20.0
	Beaufait, Mark	C	68	24	39	63	-5	22	7	0	1	3	0	0	166	14.5
X	Lambert, Denny	LW	75	25	35	60	3	222	5	0	1	2	0	1	197	12.7
2	Wilson, Ron	C	58	8	25	33	-9	60	0	2	0	2	0	1	93	8.6
	(TOTALS)	C	70	14	34	48	-5	70	4	3	2	2	0	1	114	12.3
	Sullivan, Brian	RW	74	24	23	47	4	97	5	0	3	1	0	1	151	15.9
	Donatelli, Clark	C	70	22	25	47	-2	48	4	1	2	6	0	3	120	18.3
	*Sacco, David	C	45	11	25	36	-8	57	4	2	0	1	0	0	95	11.6
2	Neaton, Patrick	D	71	8	27	35	-15	86	1	0	0	1	0	0	108	7.4
	(TOTALS)	D	73	8	27	35	-16	90	1	0	0	1	0	0	109	7.3
2	DePalma, Larry	LW	38	14	8	22	-15	86	4	0	2	2	0	1	102	13.7
	(TOTALS)	RW	63	20	14	34	-19	199	4	0	2	4	0	1	163	12.3
X	*Rucchin, Steve	C	41	11	15	26	-2	14	4	0	2	3	0	1	82	13.4
	Marshall, Jason	D	80	7	18	25	-9	218	0	0	1	0	0	1	88	8.0
	Lambert, Dan	D	70	6	19	25	-4	95	3	0	1	1	0	0	164	3.7
	*Lilley, John	RW	45	9	15	24	-14	71	0	0	0	0	0	0	113	8.0
	*Van Impe, Darren	D	76	6	17	23	-7	74	1	0	2	1	0	0	100	6.0
2	Gillingham, Todd	LW	16	1	1	2	-2	60	0	0	0	0	0	0	14	7.1
	(TOTALS)	LW	70	9	12	21	-10	268	1	0	2	0	0	0	85	10.6
	Fedotov, Anatoli	D	53	5	12	17	-1	16	2	0	0	2	0	0	77	6.5
	*Reichert, Craig	RW	49	4	12	16	4	28	2	0	1	0	0	0	49	8.2
X	Ferner, Mark	D	46	3	12	15	15	51	1	0	0	1	0	0	69	4.3
X	Loach, Lonnie	LW	13	3	10	13	-3	21	2	0	0	0	0	0	47	6.4
	Dreger, Barry	D	60	5	6	11	-2	217	0	0	0	0	0	0	49	10.2
	*Bets, Maxim	LW	36	2	6	8	-4	31	0	0	0	0	0	0	51	3.9
	Ewen, Dean	LW	36	4	3	7	-1	187	0	0	0	0	0	0	28	14.3
X	Karpov, Valeri	RW	5	3	3	6	-2	0	0	0	0	0	0	1	14	21.4
X	Satan, Miroslav	RW	6	0	2	2	2	6	0	0	0	0	0	0	19	0.0
	(TOTALS)	RW	14	1	5	6	-3	10	0	0	1	0	0	0	36	2.8
X	Byce, John	LW	5	2	3	5	-2	2	2	0	0	0	0	0	8	25.0
	O'Connor, Myles	D	16	1	4	5	-5	50	0	0	1	0	0	0	31	3.2
X	*Porco, John	C	6	2	1	3	-5	4	0	0	0	1	0	0	10	20.0
X	Davydov, Evgeny	LW	11	2	1	3	1	14	0	0	1	0	0	0	22	9.1
	Holland, Dennis	C	1	0	2	2	2	2	0	0	0	0	0	0	1	0.0
	Williams, David	D	2	0	1	1	-1	0	0	0	0	0	0	0	1	0.0
X	*Maneluk, Mike	LW	10	0	1	1	0	4	0	0	0	0	0	0	11	0.0
X	McKay, Scott	RW	1	0	0	0	0	2	0	0	0	0	0	0	1	0.0
X	Hillebrandt, Jon	G	1	0	0	0	0	0	0	0	0	0	0	0	0	0.0
X	Chartier, Scott	D	8	0	0	0	-5	0	0	0	0	0	0	0	2	0.0
X	Tanner, John	G	8	0	0	0	0	6	0	0	0	0	0	0	0	0.0
X	Horn, Bill	G	8	0	0	0	0	0	0	0	0	0	0	0	0	0.0
X	*Pronger, Sean	C	8	0	0	0	-4	2	0	0	0	0	0	0	7	0.0
X	DeSantis, Mark	D	8	0	0	0	-2	23	0	0	0	0	0	0	6	0.0
	Essensa, Bob	G	16	0	0	0	0	0	0	0	0	0	0	0	0	0.0
	Bester, Allan	G	58	0	0	0	0	36	0	0	0	0	0	0	0	0.0
	BENCH		81	13		13		24			13					
	TOTALS		81	268	426	694		1946	59	11	37	31	0	13	2311	11.6

		GPI	MIN	AVG	W	L	SOL	EN	SO	GA	SAVES	SPCT
X	Horn, Bill	8	288:37	3.12	2	1	1	1	0	15	120	0.889
	Bester, Allan	58	3250:59	3.38	28	23	5	4	1	183	1542	0.894
	Essensa, Bob	16	919:05	3.39	6	8	1	3	0	52	467	0.900
X	Tanner, John	8	344:47	4.87	1	3	1	1	0	28	184	0.868
X	Hillebrandt, Jon	1	40:00	9.00	0	1	0	0	0	6	13	0.684
	TEAM TOTALS	81	4860:00	3.72	37	36	8	9	1	301	2326	0.885

21TH

APRIL 1994

THURSDAY



SPORTS

Two take over as leaders for IHL team • 1F

SAINT PAUL

CHARLEY WALTERS

IHL more Minnesota than St. Paul

■ Managing partner Kevin MacLean, wearing a gold-plated "Saint Paul" lapel pin Wednesday, expects his St. Paul-based International Hockey League expansion team to be "Minnesota" in title rather than St. Paul. "We're doing an awful lot to tie it to St. Paul, but I've got to get people in here — 8,000 to 10,000 a game — from other markets, too," MacLean said.

— Minneapolis Star Tribune columnist Bill McKee, who de.



JOE ROSSI / PIONEER PRESS

Frank Serratore said Wednesday that the St. Paul IHL job represents "an unbelievable turn of events" for him.

... New games

Serratore-Sonmor package to lead St. Paul IHL team

GARY OLSON STAFF WRITER

Frank Serratore is only 36, but the coach and director of hockey operations for St. Paul's International Hockey League team brings a wealth of experience to his new job.

His name is Glen Sonmor.

Serratore and Sonmor were introduced as the backbone of the hockey department for the still-unnamed team at a press conference Wednesday at the Saint Paul Civic Center, a slap shot down the hall from where they'll play their games beginning in the fall.

"I was looking for a way to harness Frank's youth and his excitement, and at the same time I wanted to find a way to take advantage of Glen's experience," Kevin MacLean, the team's owner, said. "They got together on their own and came to me as a package. I just had to sit back and wait long enough to let them think it was my idea.

"Our goal from the start was to put together a management team that allows us (he and partner Roger Sturgeon) to be the best fans we can be. I think we've accomplished that here today."


Serratore comes to the IHL expansion team after four years

IHL CONTINUED ON 4F ▶



PROFESSIONAL HOCKEY

New IHL team sees opportunity



Minnesotans on Moose

Player/coach	Birthplace
RW Dave Christian	Warroad
RW Tod Hartje	Anoka
D Reed Larson	Minneapolis
D Kris Miller	Bemidji
C Larry Olimb	Warroad
C Dave Snuggerud	Minnetonka
RW Doug Torrel	Hibbing
D Nick Wohlers	Stillwater
C John Young	South St. Paul
Frank Serratore ¹	Coleraine
Mike Antonovich ²	Calumet
Dave Morinville ²	Moorhead

¹coach, ²assistant coaches

By Jerry Bonkowski
USA TODAY

The Minnesota Moose picked the right time to venture into the Twin Cities.

"The North Stars left us last year, the Twins go on strike, the Timberwolves threaten to leave, but don't, and make everybody mad at them," says Frank Serratore, coach of the expansion International Hockey League team. "So, the only other team going right now other than us is the Vikings. It's created a good window of opportunity."

The team is also capitalizing on the state's love of hockey, hiring Minnesotans, from director of player personnel Glen Sonmor, a former North Stars coach, to 1980 U.S. Olympian and NHL veteran Dave Christian.

"We won't compromise ourselves and take somebody that's not as good as



CHRISTIAN:
Minn. native on
Moose roster.

somebody else," Serratore says. "But if there's a Minnesota player that's as good or better, we'd like to give them the opportunity to play at home. They're a natural draw for us."

Still, the team has to overcome resentment lingering from the NHL North Stars' move to Dallas.

"People that were North Stars fans certainly have a sour taste left in their mouths," Christian says.

"Some of them are looking at us with some sort of skepticism. Hopefully, we can win them over, put a good product on the ice and play some good hockey. That's what it's going to take."

Adds team President Kevin MacLean: "The biggest thing we've been fighting is getting fans to trust pro sports again. They've just been kicked and kicked. We're competing with college hockey

and high school hockey. Getting people to believe in a pro sports franchise again has been tough at times for us."

Early indications are encouraging. Despite lumbering to a 0-4-1 start, the Moose (2-5-1) are averaging 8,345 fans in their first three games at St. Paul Civic Center.

"The people in Minnesota have been great and very supportive, in spite of the fact that we didn't come out of the chute as well as we would have liked to," Serratore says. "They know we're an expansion team, we're working hard and we're going to get better."

The Moose logo has accounted for \$150,000 in merchandise sales.

"The jerseys and logos are great," says defenseman Reed Larson, who played for six teams, including the North Stars, in 14 NHL seasons. "They're selling like crazy and people love it. The moose is a big, majestic animal, so I think it fits this team perfectly."


PUBLICATION

USA Today

DATE

10-26-94

Wednesday



Moose look for answers in season of struggles

GARY OLSON STAFF WRITER

Since the season began, a lot of Moose have disappeared, enough so that if the pace continues, today's Moose could become an endangered species.

Of the Minnesota Moose who made the opening-day roster, six have been released: Blair Atcheynum, Doug Torrel, Ross Wilson, Kimbi Daniels, Chris Hynnes and Reed Larson. Replacements have come from the National Hockey League — Scott Scissons and Frank Pietrangelo from the New York Islanders and Todd Hawkins from the Pittsburgh Penguins — and even from within the International Hockey League, where Dan Currie is on loan from the talent-rich Phoenix Roadrunners.

The Moose, an IHL expansion team, have played one-fourth of their schedule and bring a disappointing — but not discouraging — 5-12-4 record into today's game against the Milwaukee Admirals, the league's best team so far.

"I knew it would be really difficult to build a winning team," Moose coach Frank Serratore said. "I was confident we would be competitive, but I don't think I realized how wide the gap was between being competitive and winning."

"San Diego struggled at the start of the season but seems to have it turned around. I asked (Gulls coach) Walt Kyle how they did it, and he said they had a stretch of games against teams that they had a chance to beat, and they did. It changed their outlook and their confidence."

"Perhaps our biggest failing has been in our games against Houston, another expansion team. We should have done better."

Minnesota has a 1-3-1 record against Houston.

The ice has been especially thin under the Moose in their games at the Saint Paul Civic Center. They've won just one of 11 at home.

"I had no idea we'd struggle like we have," Stephane Morin, the Moose's scoring leader, said. "Las Vegas was an expansion team last season and had the best record in the league."



Morin



Serratore

IHL standings

Western Conference

Central Div.	W	L	SOL	Pts	GF	GA
Milwaukee	15	5	3	33	102	84
Atlanta	13	8	1	27	86	78
Houston	10	11	2	22	82	88
Kansas City	10	10	1	21	79	74
MOOSE	5	12	4	14	64	90
Southwest Div.	W	L	SOL	Pts	GF	GA
Phoenix	14	10	1	29	122	113
Denver	13	7	0	26	89	74
San Diego	12	0	2	26	86	93
Las Vegas	12	11	0	24	87	78
Soviet Wings	0	7	0	0	14	41

Eastern Conference

Northern Div.	W	L	SOL	Pts	GF	GA
Detroit	13	6	3	29	88	64
Kalamazoo	13	4	5	31	78	61
Chicago	11	9	3	25	72	90
Cleveland	9	10	1	19	78	88
Midwest Div.	W	L	SOL	Pts	GF	GA
Peoria	13	8	2	28	80	73
Cincinnati	12	8	2	26	72	72
Indianapolis	10	11	1	21	66	74
Fort Wayne	8	12	3	19	77	87

NOTE: Two points are awarded for a victory and one for a shootout loss. Soviet Wings record for comparison only, however games against them count in league standings.

Thursday's result

San Diego 5, Phoenix 4, SO

Wednesday's results

Kalamazoo 5, Milwaukee 3
Kansas City 3, Indianapolis 2
Houston 4, Las Vegas 3

Today's games

Milwaukee at MOOSE
Cleveland at Fort Wayne
Kalamazoo at Cincinnati
Indianapolis at Peoria
Las Vegas at Atlanta
Houston at Kansas City
Chicago at Denver
Phoenix at San Diego

"I'm not pointing fingers at anyone. We have a good bunch of guys here who have to learn to play together. We've shown when we work as a team and work together, we can do some good things."

The best of the Moose have not necessarily been the best Moose. Yvon Corriveau, who scored 42 goals last season, has one. David Christian, a veteran of 14 NHL seasons, has only five goals, and three of them came last weekend. Daniel Shank, who had 39 goals and 495 penalty minutes two seasons ago, has one goal and a Lady Byng-like 28 penalty minutes. Tom Draper, a veteran NHL goalie, should be better, and so should defenseman Dean Kolstad.

By John Gilbert
Staff Writer

Stephane Morin will represent the Minnesota Moose in the International Hockey League All-Star game tonight in Las Vegas. "It'll be fun," Morin said before he left for the game. "I've never been to Las Vegas, so I'm looking forward to it."

At the season's midpoint, Morin's comments also could assess the Moose, whose first year of operation is the IHL's 50th. The players' enthusiasm indicates they are having fun; the Moose ventured into uncharted territory but have adjusted to the IHL's wide-open style of hockey; and the Moose players and fans seem to have good reason for optimism in the second half.

Here are 10 factors evident in the Moose's first half-season:

1/First line: Since Morin has centered Dan Currie and David Christian, the three have carried the



Serratore

Moose offense. Other forwards, most notably Scott Scissons and Dave Snuggerud, have helped a lot, but Morin is fourth in the IHL with 21 goals and 37 assists for 58 points, with a current IHL-high scoring streak of 17 games. Christian (16-23-39) is second on the club and Currie is third (10-19-29), including 8-13-21 in the 19 games since being acquired by the Moose.

2/Improvement: A 15-19-7 record is not earth-shaking, but the Moose were dead last in the IHL after starting 5-13-5. Since then, the Moose have gone 10-6-2. The Moose were 3-7-2 in October, 2-5-2 in November, 7-5-1 in December and 3-2-2 so far in January.

3/Points race: With 16 of the 17 IHL teams making the playoffs, the Moose have attained 37 points, four more than last-place Fort Wayne (33). Just ahead, Indianapolis (40), Cleveland (40), Atlanta (41), San Diego (41), Chicago (43), Houston (44), and Kansas City (45) are all reasonable targets. If the Moose continue to improve, they could pass them all.

4/Leadership: Owners Kevin MacLean and Roger Sturgeon have stayed closely involved in discussions, while remaining supportive of coach-general manager Frank Serratore. With player-development guidance from Glen Sonmor, Serratore has adjusted a roster that now includes 22 players — nine of whom have been added since the season started.

Analysis

5/Goaltending: Frank Pietrangelo was obtained to bolster slow-starting Tom Draper, then went out with arthroscopic knee surgery. Draper, who started 1-4-1, stepped it up by going 10-3-1 in his last 14 starts.

6/Home sweet home: The Moose were 0-5-2 and 1-7-5 through a miserable beginning on home ice. In six weeks since, they have gone 7-2-2 in the Civic Center.

7/System: Serratore prefers a free-wheeling style, but the Moose were



Draper

hurting in high-scoring games. They went 0-1-1 in games decided by three goals, and 0-3 in four-goal games. So Serratore devised a system — with one forward attacking hard while four teammates were cautious — to generate offense

off turnovers and quick-counters. The system has clicked, and despite minimal scoring the Moose are 7-3 in two-goal games and are 6-2-7 in one-goal games.

8/Comebacks: In their last nine games, the Moose are 5-2-2 and have outscored foes 14-9 in the third period. In the two losses, both by two goals, they were outscored 2-0 in the third period of both games. In the other seven games, they outscored foes 14-5 in the third period.

9/Injuries: The Moose have overcome several injuries and can use the All-Star break to help heal their ailing players: Pietrangelo (knee), Yvon Corriveau (facial surgery), Brad Miller (shoulder), Mark Osiecki (wrist), and Scissons (back).

10/Financial support: Moose merchandise has set records at sports shops throughout the Twin Cities, and support could be rising at the turnstiles.

The Moose endured crowds that dropped from an opening 11,652 to the 4,000-to-5,000 range, and insisted they weren't giving away tickets or giving phony attendance figures. The Moose finished the first half with crowds of more than 7,000 in six of their last seven home games, including a turnout of 10,354 last Saturday night.

Star Tribune 1-18-95

Things looking up for Moose

First-half finish reason for optimism

2ND

MAY

MONDAY

SPORTS



NEAL LAMBERT/PIONEER PRESS

Frank Serratore makes himself at home at the Civic Center as he helps to put together a roster for St. Paul's IHL team.

Serratore bounces back quickly

Return to St. Paul eased coach's pain of firing at Denver

GARY OLSON STAFF WRITER

A funny thing happened to Frank Serratore on the way to cleaning out his desk: He got a job.

Kevin MacLean, owner of St. Paul's new International Hockey League team, left a message on Serratore's answering

machine two days after Serratore was fired by the University of Denver.

"Let me put it this way," Serratore began. "If my wife died today — heaven help us all — I wouldn't get married next week. I was in no mood to talk to anybody about coaching another hockey team."

Instead of looking for work, Serratore reached into his billfold, dug out some cash — DU refused to pay his expenses — and flew to Milwaukee, where Brian Konowalchuk, his first recruit, was to be honored as the WCHA student-athlete of

the year. Konowalchuk shared the award with Minnesota's Jeff Nielsen.

"On the Monday after Milwaukee, I was heading out the door to clean out my desk when Carol (his very much alive wife) suggested I call 'the guy in California.' I did, we talked for a bit, and after awhile I said I like to meet face to face when I talk about the things we were talking about. He asked me to fly to San Jose that afternoon; I put it off until the next day.

SERRATORE CONTINUED ON 7D ►



TV TODAY

- **1:30 p.m., ESPN**
Third round
Busch Classic
- **7 p.m., WGN**
White Sox
at Brewers
- Listings, Page 6C

AL SCORES

Twins 8, Indians 6 White Sox 9, Brewers 5
 Red Sox 4, Mariners 3 Orioles 13, A's 3
 Tigers 7, Rangers 3
 Yankees 4, Angels 3
 Royals 6, Blue Jays 5

Details, Pages 1C, 4C-5C

NL SCORES

Cubs 6, Astros 5 Cardinals 2, Braves 0
 Reds 12, Pirates 4
 Marlins 5, Rockies 2
 Expos 14, Padres 0
 Giants 3, Phillies 2
 Dodgers 3, Mets 2

Details, Page 5C

SCORE PHONE

Call THE LINE for the latest scores and sports information

222-1000

For Sports directory, enter category 8000

Martin Da



World Cup soccer Sweden

under-par 64 leads
 ament in Mason, Ohio,
 ning round. **2C**

6C
7C
8C

9TH
 JULY 1994
 SATURDAY

SAINT PAUL PIONEER PRESS

SPORTS

F C
 SECTION
 8 PAGES

se take on home-grown look

The Minnesota Moose held a news conference Friday to introduce Dave Snuggerud and John Young as the first two team members under contract. The place was packed — with Moose employees.

Moose people far outnumbered media people. Why, the media turnout was so sparse that KFAN sent only an intern. This is the radio station that will do live remotes at the potato sack race at your company picnic, but all they could spare for Snuggerud and Young was an intern.

You can't really blame KFAN for not sending its top talent. It had more important programming. Ed from Mahtomedi wanted to talk about who the Wolves might draft in '97.

Anyway, there's just not much a minor league hockey team can do to draw a big media crowd. Well, maybe if it was to announce it was signing O.J. Simpson because it wanted someone who can lead the league in slashing.

Juice would draw. That's about it, though.


The media turnout aside, these are a couple of important signings for the Moose. The Moose want a strong local identity, and Snuggy — as Moose coach Frank Serratore calls Snuggerud — and Young give them that. Snuggerud grew up in Minnetonka and played for the Gophers, while Young is a South St. Paul kid.

Presumably, the Moose will be loaded

with Minnesota-bred players, especially former Gophers. The University of Minnesota is likely to become the primary feeder program for the Moose. It makes sense. If you liked them when they played for the Wooger, why wouldn't you still like them when they play for Serratore?

"We could very well have some European players or players from Quebec," said Serratore, who doubles as the team's general manager. "But if all else is equal, we'll get guys with a Minnesota background. From a business standpoint, it'd be foolish not to utilize that."

"There's a lot of South St. Paul people who'll come to watch Young play. And a



JOE O
 John Young, left, of South St. Paul and Da Minnetonka are the first players signed by

SANSEVERE CONTINUED ON 8C ▶

Moose land big scorer from Canucks' system

GARY OLSON STAFF WRITER

You've signed Stephane Morin. What are you going to do now, Frank?

"I'm going to Disney World," said Frank Serratore, coach and director of hockey operations for the Minnesota Moose, St. Paul's new International Hockey League team.

Serratore, between hockey tasks in Colorado, stopped by St. Paul on Thursday to announce the signing of Morin, then gathered up his family for a weekend with Mickey, Minnie and Goofy in Orlando, Fla.

Morin could be the Moose's best player.

"We have him penciled in as our No. 1 center. We don't plan to go over his head," Serratore

said, looking toward the team's first season at the Saint Paul Civic Center.

Morin, 25, finished third in the American Hockey League scoring race last season even though he played in 10 and nine fewer games, respectively, than the players who finished ahead of him. He scored 38 goals and 109 points in 69 games with Hamilton, the top development team for the NHL's Vancouver Canucks. Morin missed 11 games and probably lost the scoring title when he was called up by the Canucks.

Tim Taylor of Adirondack, the Detroit Red Wings' AHL affiliate, won the scoring championship with 117 points in 79 games, and Rick Chernomaz of St. John's, the Toronto Maple Leafs' top minor-league team, was second with 110 points in 78 games.

"Getting Morin is evidence of Glen's connections in the NHL," Serratore said, referring to Glen Sonmor, the Moose's director of player development. "We were interested in another kid from Vancouver, and Glen talked to Murray Oliver (who coached with Sonmor while both were with the North Stars and is now the Canucks' director of pro scouting). He told us Morin was a lot better than the kid we were thinking about and that he'd probably be available.

"It seems that when hockey players become 25 or 26 years old, it's almost as if they've reached a midlife crisis. The only problem with Stephane Morin that we know about is that he wasn't able to beat out (Canucks center) Cliff Ronning."

MOOSE CONTINUED ON 4D ▶

MOOSE

▼ CONTINUED FROM 1D

Morin, a 6-foot, 175-pounder from Montreal, is the Moose's third player. He joins John Young and Dave Snuggerud, who signed contracts last week. Morin was a third-round draft pick — 43rd overall — of the Quebec Nordiques in the 1989 draft, which was held at Met Center.

He scored 13 goals and 40 points in 48 games for the Nordiques during the 1990-91 season but scored only 10 points in 30 games the next season. He was signed by Vancouver as a free agent in October 1992.

"We have a slew of centers in our organization, including a bunch of young kids coming up," Oliver said, explaining why the

Canucks offered Morin only a termination (one-year) contract. "It was time for some of the older guys to move on."

Morin has a window in his contract if an NHL team comes calling, but that team would have to purchase the contract from the Moose.


"I was in Minnesota on the day I was drafted, and I had a chance to play in Minnesota against the North Stars a couple of times when I was with Quebec," Morin said. "I like what I've seen of the area, and I'm excited about the chance to play on the new team in Minnesota.

"I see this as an opportunity to prove myself in another league. I've heard a lot of good things about the IHL, and I know I'm going to enjoy the travel. I'm off the bus and on the plane."

Stephane Morin's statistics

Position: Center. Height: 6-0. Weight: 175. Shoots: lft. Born: Montreal, Quebec. Birthdate: March 27, 1969.

Season	Team	Lg	GP	G	A	Pts	PM
1986-87	Shawinigan	QMJHL	65	9	14	23	28
1987-88	Shawinigan/Chic.	QMJHL	68	38	45	83	18
1988-89	Chicoutimi	QMJHL	70	77	109	186	71
1989-90	Quebec	NHL	6	0	2	2	2
	Halifax	AHL	65	28	32	60	60
1990-91	Quebec	NHL	48	13	27	40	30
	Halifax	AHL	17	8	14	22	18
1991-92	Quebec	NHL	30	2	8	10	14
	Halifax	AHL	30	17	13	30	29
1992-93	Vancouver	NHL	1	0	1	1	0
	Hamilton	AHL	70	31	54	85	49
1993-94	Vancouver	NHL	5	1	1	2	6
	Hamilton	AHL	69	38	71	109	48
Minor totals			454	246	352	598	321
NHL totals			90	16	39	55	52



SAINT PAUL PIONEER PRESS

limb gives Moose offensive defense

SON STAFF WRITER

Olimb needs a special bench, one with four.

games, forwards sit at the bench closest to the area they'll try to score.

Defensemen sit at the other end, nearest the goal they'll try to protect. Sometimes even the smallest advantage is enough.

Sometimes it gets confusing.

If one of the Moose forwards gets hurt during a game, the forward often will fill in up front. That makes the defense a little more complicated. Sometimes they'll alternate between center and on the

such an offensive defenseman when he plays centering the same things but at risk," Moose coach

stature said. "Flexibility is perhaps his greatest contribution. And his effort doesn't seem to fluctuate whether he's at defense or at forward, he makes the most of it. Some guys need to get to do their jobs; Larry Olimb is one of those guys. He's a defenseman jump man when three forwards are called the Moose for

he should he sit? In the third period of a game this week against Peoria, Olimb was sitting with the team when it was his turn at center. One of the things a defenseman jump man when three forwards are called the Moose for

San Diego Gulls at Moose

► GAME FACTS

Time/site: 7 tonight and Saturday night at Saint Paul Civic Center. **TV:** None. **Radio:** today on KJJO-AM 950 and WLKX-FM 95.9, Saturday on KFAN-AM 1130. **Tickets:** Available at \$6.50, \$8.50, \$10.50, \$12.50, \$14.50 and \$20.50. **Parking:** Civic Center ramp, \$5.

► WHO'S HOT, WHO'S NOT

Moose scoring leader **Stephane Morin** has had at least one assist in eight consecutive games and ranks among the IHL's top 10 scorers with 41 points in 32 games. The Moose injury list grows daily: **Yvon Corriveau** continues to recover from surgery to repair broken facial bones; **Brad Miller** is sidelined by a sore elbow and shoulder; **Todd Hawkins** can't straighten his right arm; **Scott Scissons** has an aching back; **Frank Pietrangelo** has a sore knee; **Dave Snuggerud** has a sore hand; **Sean Williams** has a strained groin muscle; and **Dave Hakstol** has a sore knee.

► WHAT TO EXPECT

The weekend series against the Gulls is what the Moose need: games against a team that isn't leading its division. After losing four consecutive, including back-to-back losses to Denver and Milwaukee earlier this week, the Moose will welcome the Gulls, who have a 3-5-2 record in their past 10 games but still have a 15-15-4 mark overall. **Huble McDonough** leads the Gulls in all offensive categories with 18 goals, 26 assists and 44 points.

► GULLS ROSTER

Player	Pos	GP	G	Pts	PM
Mark Beaufait	C	28	8	24	14
Maxim Bets	LW	11	0	3	21
Clark Donatelli	C	31	11	25	29
Barry Dreger	D	25	2	4	73
Dean Ewen	LW	19	3	5	125
Anatoli Fedotov	D	23	2	7	4
Mark Ferner	D	30	2	11	41
Dan Lambert	D	24	1	8	25
Denny Lambert	LW	31	13	26	119
John Lilley	RW	21	5	11	46
Jason Marshall	D	34	2	9	122
Huble McDonough	C	34	18	44	0
Patrick Neaton	D	28	4	17	46
Craig Reichert	RW	26	4	11	16
Steve Rucchin	C	34	10	22	14
David Sacco	C	26	9	24	49
Miroslav Satan	RW	11	1	5	8
Brian Sullivan	RW	31	11	21	54
Darren Van Impe	D	32	5	9	20
Ron Wilson	C	30	9	25	46
Totals		34	117	307	905
Goalie	GP	W-L-SOL	GA	Avg	
Allan Bester	27	13-11-2	85	3.49	
Bill Horn	5	1-0-1	7	2.25	
Totals	34	15-15-4	132	3.88	

► MOOSE ROSTER

Player	Pos	GP	G	Pts	PM
Dave Christian	RW	32	10	26	4
Yvon Corriveau	LW	22	2	15	12
Dan Currie	LW	27	6	19	16
Dave Hakstol	D	32	1	6	54
Todd Hawkins	RW	20	3	5	67
Scott Humeniuk	D	11	2	6	33
Dean Kolstad	D	30	4	12	37
Mikhail Kravets	RW	15	1	3	8
Brad Miller	D	27	0	8	83
Kris Miller	D	22	0	3	32
Stephane Morin	C	32	18	41	16
Dave Morissette	LW	23	0	2	119
Larry Olimb	C	30	3	9	10
Mark Osiecki	D	22	1	3	12
Scott Scissons	C	22	8	14	12
Mike Smith	D	0	0	0	0
Dave Snuggerud	RW	30	7	17	12
Sean Williams	C	32	14	25	20
John Young	C	31	11	24	8
Totals		32	102	271	618
Goalie	GP	W-L-SOL	GA	Avg	
Tom Draper	10	6-6-1	55	3.49	
Frank Pietrangelo	14	3-8-1	48	4.02	
Totals	32	10-17-5	133	4.16	

Legend—Pos: Position; GP: Games played; G: Goals; Pts: Points (goals plus assists); PM: Penalty minutes; W-L-SOL: Won-lost-shoot out loss record; GA: Goals against; Avg: Goals-against average per 60 minutes. San Diego's statistics do not include Thursday's

IHL standing

Western Conference

Team	W	L	S
Central			
Milwaukee	22	9	
Houston	17	13	
Kansas City	17	16	
Atlanta	15	16	
MOOSE	10	17	
Southwest			
Las Vegas	20	11	
Denver	20	10	
Phoenix	17	16	
San Diego	15	15	
Soviet Wings	1	13	

Eastern Conference

Team	W	L	S
Northern			
Kalamazoo	22	7	
Detroit	19	10	
Chicago	14	14	
Cleveland	14	14	
Midwest			
Peoria	21	9	
Cincinnati	21	10	
Indianapolis	15	16	
Fort Wayne	13	18	

Thursday's results
Peoria 5, Fort Wayne 1
Cincinnati 5, Soviet Wings
Denver at San Diego

Today's games
San Diego at MOOSE
Indianapolis at Peoria
Milwaukee at Chicago
Phoenix at Atlanta
Kansas City at Houston
Denver at Las Vegas

played roller hockey
tic Blast during the

He signed a 25-gal
tract with the Moo
well enough to ea
extension.

Briefly

■ The Moose signed
Mike Smith to a three
contract. Smith, 23,
ing for Roanoke of
Hockey League.

■ Starting times f
have been changed)
date ESPN2 televisio
The Jan. 6 home g
Vegas and the Jan.
Houston will start
instead of 7 p.m.



Currie gets shot with top line

GARY OLSON STAFF WRITER

Dan Currie scored 191 goals in the four seasons before this, yet last week the Phoenix Roadrunners gave him to the Moose and said, "Keep him next year if you want, too."

Why? "I didn't get along with (Phoenix coach Rob Laird) from day one," Currie said without a hint of hesitation. "I thought I'd spend the rest of my career in Phoenix."

"I'm happy to have another chance to play hockey in a city that's used to hockey. (The Moose) have the potential to do better. Maybe I can help."

It takes a powerful disagreement to cause a coach to give away a 6-foot-2, 195-pound, 26-year-old left wing who has scored 47, 50, 57 and 37 goals in successive seasons, the first three for Edmonton's American Hockey League team in Cape Breton and last season in Phoenix.

The arrival of Rob Brown, Yanic Perreault, Chris Snell, Jeff Shevalier and Kevin Brown in the desert melted some of Currie's ice time and made Laird's decision easier.

"Dan is a very, very talented player who is very, very out of shape," Moose coach Frank Serratore said, choosing not to tip-toe around what could be a sensitive issue, perhaps the foundation for the rift between Currie and his former coach.

"Dan knows this is a concern," Serratore said. "It's the kind of thing that can happen if you're not careful when you start losing ice time the way he was in Phoenix. He'll have to work hard to get himself in shape."

"How well he does it, and how hard he works at it, is going to tell us a lot about him as a person and a player. He has the kind of talent where he could still go pretty good at this level without working at it."

"So far he has worked hard in practice and he has worked hard in our games, made a good first impression. We'll give him the time, as long as he makes use of it."

Currie landed on the left wing of the Moose's top line, with Stephane Morin at center and David Christian on the right side. Perhaps the biggest hit since his arrival in Minnesota is the improved play of left wing Yvon Corriveau, who can be a physical presence as well as a goal scorer.

Perhaps it's a coincidence. Then again, maybe not.

"Sometimes it gets you going when you see the new guy 'dancing with your old date,'" Serratore said, referring to the usual pairing of Morin and Corriveau. "There are lots of ways to make us better."

"Dan Currie will make us better than we were before he got here. He's not a killer, but he's big, strong and can skate. And he can make the plays. That's why we put him on a line with Morin. His skills will make us better."

IHL standings

Western Conference

Central Div.	W	L	SOL	Pts	GF	GA
Milwaukee	16	5	3	35	106	87
Atlanta	13	10	1	27	89	86
Houston	12	11	2	26	90	93
Kansas City	10	11	2	22	85	82
MOOSE	5	13	5	15	69	99
Southwest Div.	W	L	SOL	Pts	GF	GA
Denver	15	8	0	30	100	83
San Diego	14	10	2	30	94	96
Phoenix	14	12	1	29	123	120
Las Vegas	14	11	0	28	95	81
Soviet Wings	0	7	0	0	14	41

Eastern Conference

Northern Div.	W	L	SOL	Pts	GF	GA
Kalamazoo	15	4	5	35	87	64
Detroit	13	7	3	29	90	68
Chicago	12	10	3	27	79	97
Cleveland	10	10	2	22	86	95
Midwest Div.	W	L	SOL	Pts	GF	GA
Peoria	15	8	2	32	91	79
Cincinnati	13	9	2	28	76	76
Indianapolis	10	12	1	21	70	80
Fort Wayne	8	14	3	19	83	100

NOTE: Two points are awarded for a victory and one for a shootout loss. Soviet Wings record for comparison only, however games against them count in league standings.

Tuesday's result
Kansas City at Phoenix

Monday's results
No games scheduled

Today's games
Atlanta at MOOSE
Las Vegas at Indianapolis
Chicago at Milwaukee
Cincinnati at Kalamazoo



Atlanta Knights at Moose



GAME FACTS

Time/site: 7 tonight and Thursday night at the Saint Paul Civic Center. TV: KLGTV Channel 23 (today only). Radio: KFAN-AM 1130 (both games). Tickets: Plenty available from \$6.50 to \$20.50. After 5 p.m. today: Pioneer Press "Family Night" (with coupon), four tickets, four hot dogs, four sodas and \$1 coupon for gas, \$25. Parking: Civic Center ramp, \$5.

WHO'S HOT, WHO'S NOT

Tom Draper (1-4-1, 3.71 goals-against average) will be in goal for the Moose tonight as they attempt to end a six-game winless stretch (0-3-3) and try to win their second game in 14 tries (1-7-5) at the Civic Center. Atlanta, last season's Turner Cup champion, is second in the Central Division, but has lost its past two games and is 5-5 in its past 10.

WHAT TO EXPECT

The Moose are 1-2-0 against the Knights so far. The Knights can be offensive: Stan Drulla has 34 points in 21 games, fifth best in the league; Jason Ruff has 18 goals in 19 games, and the Ferraro twins — Peter with 24 points and Chris with 18 — are among the IHL's better rookies.

KNIGHTS ROSTER

Player	Pos	GP	G	Pts	PM
Bannister	D	23	0	3	18
Campeau	RW	22	2	5	37
Cross	D	24	4	9	34
Drulla	RW	21	14	34	24
Dubois	D	23	2	13	14
Edgerton	C	15	2	10	4
Egeland	C	15	2	6	32
C. Ferraro	C	22	8	18	52
P. Ferraro	RW	24	9	24	74
Gavey	C	17	3	6	23
Gretzky	C	14	2	6	12
Heroux	RW	15	7	14	14
Jobe	C	7	3	6	2
Lipuma	D	15	2	5	75
Mayer	D	23	3	11	42
Mhyres	RW	9	0	0	63
Miller	C	17	3	11	19
Pedersen	D	16	0	0	14
Ruff	LW	19	18	31	64
Straub	D	16	3	7	32
Toms	LW	16	2	6	6
Totals		24	89	229	674
Goalie	GP	W-L-SOL	GA	Avg	
Greenlay	11	4-5-0	44	4.43	
Wilkinson	16	9-5-1	41	2.93	
Totals	24	13-10-1	86	3.58	

MOOSE ROSTER

Player	Pos	GP	G	Pts	PM
Dave Christian	RW	23	6	15	
Yvon Corriveau	LW	21	2	15	12
Dan Currie	LW	2	0	1	2
Dave Hakstol	D	23	0	5	3
Todd Hawkins	RW	13	3	4	3
Scott Humeniuk	D	3	0	0	2
Dean Kolstad	D	22	4	8	14
Brad Miller	D	21	0	5	51
Kris Miller	D	14	0	1	15
Stephane Morin	C	23	14	27	1
Dave Morissette	LW	16	0	2	6
Larry Olinb	C	21	2	6	
Mark Oslecki	D	14	1	2	10
Scott Scissons	C	13	2	5	6
Dave Snuggerud	RW	21	4	13	6
Sean Williams	C	23	12	20	
John Young	C	22	8	19	
Totals		23	69	187	30
Goalie	GP	W-L-SOL	GA	Avg	
Duane Derksen	7	1-3-3	21	5.02	
Tom Draper	13	1-4-1	35	3.0	
Frank Pietngelo	11	3-6-1	35	3.0	
Totals	23	5-13-5	99	4.0	

Legend—Pos: Position; GP: Games played; G: Goals; Pts: Points (goals plus assists); PM: Penalty minutes; W-L-SOL: Won-lost-shoot-out loss record; GA: Goals against; Av: Goals-against average per 60 minutes.

Captain Hakstol quietly gets job done for Moose

GARY OLSON STAFF WRITER

Does it seem curious that the only Moose signed for next season is a guy you rarely notice?

Do you ever wonder why the guy with the captain's "C" on his sweater is among the team's least flashy players?

Meet Dave Hakstol, defenseman, a player who quietly goes about his job, day in, day out. Little flash, lots of substance.

"Dave Hakstol has been the player I expected he'd be," Moose coach Frank Serratore said. "He's steady, he's consistent. You know what you're going to get every night. You never have to wonder which player is going to show up. He's always the same."

"Hakstol, Stephane Morin and

Dave Snuggerd have been our most consistent players."

Hakstol has been the captain everywhere he's played. He was the captain of his junior team in Red Deer, Alberta, where Serratore first met him and recruited him for the University of North Dakota. He was the captain of the Sioux for two seasons and an academic All-WCHA player in 1990-91. He was the captain at Indianapolis last season, his third as a pro.

There must be a reason. "He's one of those players who coaches and scouts will always tell you has a lot of character," Serratore said. "His teammates respect him. He's one of the guys other players like to be around, and he's one of the guys coaches like other players to be around."

Hakstol, who labors in relative

obscurity as a defensive defenseman, usually only pops into your field of vision when he screws up.

He scored his first goal and sixth point in Friday's game against Kansas City, his and the team's 30th game of the season. Even without many points of his own to buoy the statistics, he's one of only three Moose with a plus-minus rating on the plus side of the ledger.

Against the Blades on Friday, Hakstol was at his most visible. He finished a second-period fight that 6-foot-5, 230-pound Russian wing Andrei Nazarov started. Later in the period, his goal tied the score 2-2 in a game the Moose lost 5-2.

He found no satisfaction in de-

"We played like a team that had had a week off," he said without making it sound like an excuse. "The schedule in this league is sometimes too busy and sometimes too slow, but it's the same for every team. Our mistakes caught up to us. Mentally, we weren't ready."

The Moose play in Denver tonight and in Milwaukee on Tuesday, then return to St. Paul for games against the San Diego Gulls on Friday and Saturday at the Civic Center.

If you look for Hakstol, the best time to find him is in the last minute of a period or game when a lead is at risk. It's not often he'll get you a lead, but he's one of the best at protecting it.



Moose at Denver Grizzlies



GAME FACTS

Time/site: 8 tonight at McNichols Arena. TV: None. Radio: KJJO-AM 950 and WLKX-FM 95.9.

WHO'S HOT, WHO'S NOT

Linemates Dan Currie and Stephane Morin have seven- and six-game scoring streaks. Two Moose — center Scott Scissons and goalie Frank Pietrangelo — are signed to contracts with the New York Islanders, the Grizzlies' parent team. The Moose are 5-3-1 in December. Former North Star Kip Miller is the Denver scoring leader with 15 goals and 46 points, and last year's Hobey Baker Award winner, Chris Marinucci of Minnesota-Duluth, has 16 goals and 31 points.

WHAT TO EXPECT

Denver leads the IHL Southwest Division with a 19-10-1 record and has a 13-3-0 record at home. The Moose scattered for Christmas and will try to regroup after an early-morning flight to Denver.

GRIZZLIES ROSTER

Player	Pos	GP	G	Pts	PM
Niclas Andersson	LW	22	7	19	14
Derek Armstrong	C	25	5	9	31
Andy Brickley	LW	14	4	13	6
Doug Crossman	D	29	5	26	20
Gord Dineen	D	29	9	16	28
Kevin Guy	D	1	0	0	0
Steve Junker	RW	27	4	8	15
Chris Luongo	D	29	0	9	14
Mike MacWilliam	LW	14	2	2	97
Jeff Madill	RW	25	11	23	73
Chris Marinucci	LW	29	16	31	24
Kip Miller	C	19	15	46	30
Rod Miller	D	13	0	2	13
Zigmund Palffy	LW	23	11	28	32
Normand Rochefort	D	29	4	11	26
Jason Simon	LW	14	0	1	82
Jeff Sirkka	D	19	1	9	40
Chris Taylor	C	29	14	36	14
Milan Tichy	D	27	6	16	31
Andrei Vasiljev	LW	23	13	22	12
Totals		29	126	335	624

Goalie	GP	W-L-SOL	GA	Avg
Milan Hnilicka	7	4-3-0	26	4.33
Tommy Salo	24	15-6-1	74	3.23
Totals	29	19-9-1	104	3.59

Statistics do not include Friday's games.

MOOSE ROSTER

Player	Pos	GP	G	Pts	PM
Dave Christian	RW	29	9	24	4
Yvon Corriveau	LW	22	2	15	12
Dan Currie	LW	24	6	18	14
Dave Hakstol	D	29	0	5	44
Todd Hawkins	RW	17	3	5	61
Scott Humeniuk	D	9	2	5	29
Dean Kolstad	D	28	4	11	35
Mikhail Kravets	RW	12	1	3	6
Brad Miller	D	25	0	8	77
Kris Miller	D	19	0	1	30
Stephane Morin	C	29	16	38	14
Dave Morissette	LW	20	0	2	97
Larry Olimb	C	27	2	6	8
Mark Osiecki	D	19	1	3	12
Scott Scissons	C	19	7	13	12
Dave Snuggerd	RW	27	6	16	10
Sean Williams	C	29	14	25	8
John Young	C	28	11	24	8
Totals		29	95	255	538

Goalie	GP	W-L-SOL	GA	Avg
Tom Draper	19	6-5-1	51	3.45
Frank Pietrangelo	12	3-6-1	37	3.72
Totals	29	10-14-5	117	4.03



**Kansas City Blades
at
Moose**



Moose's nice guy works on being tough full time

GARY OLSON STAFF WRITER

Brad Miller is one of hockey's nice guys.

Too nice. Too often. "Hockey isn't a friendly game," Moose coach Frank Serratore said. "Brad needs a nasty side to his personality that will come out on game days."

Yet the last time the Moose played a game at home, Miller scattered Russians all over the Saint Paul Civic Center ice in a 5-4 victory over the touring Soviet Wings.

Anti-Russian sentiments, perhaps?

"Nope," Miller said in the Moose locker room, only a few feet from Russian teammate Mikhail Kravets, who, like almost everyone, will tell you Brad Miller is a nice guy.

Explain, then, this newfound eagerness to collide.

"The last meeting I had with Frank and Glen (Serratore and Sonmor, the team's director of player development) was about two weeks ago," Miller said. "They told me I'd been playing a physical game only on a part-time basis.

"I sat down by myself and thought about that, decided they were probably right and started to think about how to get in position to take a guy out instead of just riding him into the boards.

"There are times when I get into a comfort zone and need someone to come along and kick me in the rear end."

Miller, 25, is a 6-foot-4, 225-pound defenseman. He was the 22nd player chosen in the 1987 draft, played his first games with Buffalo during the '88-89 season and has played parts of six successive seasons in the NHL, mostly with the Sabres.



"No one who has watched me expects me to score 50 goals... but they do expect me to play a physical game."

—Brad Miller

"Patience, however, lasts only so long. And that patience grows even shorter for the part-time player.

"Let's face it," Serratore said. "That's the reason Brad Miller is here. If he played the way he did against the Russians all the time, he wouldn't be available to anyone in the IHL, he'd be in the NHL.

"Brad Miller is the kind of player every hockey team needs and wants. He's big, he's strong, he's tough, and he's got great character. We're trying to help him prepare mentally so he learns to be on top of his game every night."

Miller left the game against the Wings early when the referee decided that the last penalty from an evening of mayhem was enough. Miller might have agreed, since he separated his shoulder on his first shift in the first period and the shoulder was getting sore. The injury kept him out of games in Atlanta and Kansas City the next two nights.

"When you use your body, you get an assortment of bumps and bruises," Miller said. "Most of the time you're able to play through it.

"If I'm going to do the job on the ice that people expect of me, and the job I know I can, I have to use my body. No one who has watched me expects me to score 50 goals or become the team's playmaker, but they do expect me to play a physical game. It's my ticket back to the NHL."

GAME FACTS

Time/site: 7 tonight at Saint Paul Civic Center. TV: None. Radio: KFAN-AM 1130. Tickets: Available at \$6.50, \$8.50, \$10.50, \$12.50, \$14.50 and \$20.50. Parking: Civic Center ramp, \$5.

WHO'S HOT, WHO'S NOT

Moose scoring leader **Stephane Morin** scored two goals and seven points in three games last week and has stretched his assist streak to five games. He ranks among the league's top 10 scorers. **Pat Ferschweiler** of Rochester, who played a game with the Moose a couple of weeks ago, has two goals and an assist in three games since joining the Blades from Roanoke of the East Coast Hockey League. Moose wing **Yvan Corriveau** (broken facial bones) is still sidelined.

WHAT TO EXPECT

The Blades, rested and waiting at home for the Moose to arrive at the end of a three-games-in-three-cities-in-three-nights swing last week, scored five goals in the first period en route to a 7-4 victory. Kansas City has won two of its last three on the road but also just two of the last six. Minnesota is 0-2 against K.C.

BLADES ROSTER

Player	Pos	GP	G	Pts	PM
David Bruce	LW	20	14	26	29
Andrei Buschan	D	20	0	9	43
Jan Caloun	RW	30	19	37	8
Alex Cherbayev	LW	16	2	7	9
Gary Emmons	C	31	8	28	18
Pat Ferschweiler	C	4	2	4	2
Dean Grillo	C	26	5	14	10
Ken Hammond	D	31	1	10	64
Ken Hodge	C	31	8	20	8
Todd Holt	RW	19	4	7	8
Duane Joyce	D	23	2	11	19
Vlastimil Kroupa	D	27	1	3	30
Lee Leslie	LW	10	2	7	4
Andrei Nazarov	LW	25	8	14	21
J.F. Quintin	LW	20	6	17	40
Claudio Scremin	D	31	6	28	17
Michal Sykora	D	28	1	9	20
Chris Tancill	RW	31	19	32	22
Dody Wood	LW	19	1	5	130
Kevin Wortman	D	30	4	16	16
Totals		31	115	308	564
Goalie	GP	W-L-SOL	GA	Avg	
Larry Dyck	6	4-1-1	16	2.67	
Trevor Robins	22	9-10-1	71	3.39	
Dan Ryder	3	1-2-0	11	4.71	
Totals	31	14-15-2	112	3.61	

Legend—Pos: Position; GP: Games played; G: Goals; Pts: Points (goals plus assists); PM: Penalty minutes; W-L-SOL: Won-lost-shoot out loss record; GA: Goals against; Avg: Goals-against average per 60 minutes.

MOOSE ROSTER

Player	Pos	GP	G	Pts	PM
Dave Christian	RW	29	9	24	4
Yvon Corriveau	LW	22	2	15	12
Dan Currie	LW	24	6	18	14
Dave Hakstol	D	29	0	5	44
Todd Hawkins	RW	17	3	5	61
Scott Humeniuk	D	9	2	5	29
Dean Kolstad	D	28	4	11	35
Mikhail Kravets	RW	12	1	3	6
Brad Miller	D	25	0	8	77
Kris Miller	D	19	0	1	30
Stephane Morin	C	29	16	38	14
Dave Morissette	LW	20	0	2	97
Larry Olimb	C	27	2	6	8
Mark Osiecki	D	19	1	3	12
Scott Scissons	C	19	7	13	12
Dave Snuggerud	RW	27	6	16	10
Sean Williams	C	29	14	25	8
John Young	C	28	11	24	8
Totals		29	95	255	538
Goalie	GP	W-L-SOL	GA	Avg	
Tom Draper	19	6-5-1	51	3.45	
Frank Pietrngelo	12	3-6-1	37	3.72	
Totals	29	10-14-5	117	4.03	

IHL standings

Western Conference

Central Div.	W	L	SOL	Pts	GF	GA
Milwaukee	19	9	4	42	137	118
Houston	14	12	4	32	104	111
Kansas City	14	15	2	30	115	112
Atlanta	14	15	1	29	102	109
MOOSE	10	14	5	25	95	117
Southwest Div.	W	L	SOL	Pts	GF	GA
Denver	19	9	1	39	126	104
Las Vegas	18	11	2	38	119	94
Phoenix	16	16	2	34	138	141
San Diego	14	14	3	31	105	119
Soviet Wings	1	9	2	4	29	63

Eastern Conference


Northern Div.	W	L	SOL	Pts	GF	GA
Kalamazoo	20	6	6	46	117	90
Detroit	18	9	3	39	123	93
Chicago	13	13	5	31	100	127
Cleveland	13	12	2	28	106	113
Midwest Div.	W	L	SOL	Pts	GF	GA
Peoria	18	9	3	39	116	96
Cincinnati	18	10	2	38	105	93
Indianapolis	14	14	1	29	94	102
Fort Wayne	10	17	3	23	100	126

Thursday's games
Indianapolis 4, Cleveland 2
Chicago 6, Milwaukee 5, SO
Soviet Wings 4, Phoenix 3, SO











Wednesday's results
Detroit 4, Kalamazoo 1
Peoria 8, Milwaukee 3
Las Vegas 5, Kansas City 2

Friday's games
Kansas City at MOOSE
Cleveland at Fort Wayne
Cincinnati at Indianapolis
Detroit at Atlanta
Soviet Wings at San Diego
Milwaukee at Denver


MINOR PRO REPORT



HOCKEY NEWS 2ND ANNUAL LOGO RANKING

- | | |
|---|---|
| 11. BIRMINGHAM (ECHL) | 
BULLS |
|  | 12. CHARLOTTE (ECHL) |
| 13. LAS VEGAS (IHL) |  |
|  | 14. SAINT JOHN (AHL) |
| 15. RICHMOND (ECHL) |  |
|  | 16. HUNTINGTON (ECHL) |
| 17. FORT WAYNE (IHL) |  |
|  | 18. WORCESTER (AHL) |
| 19. TALLAHASSEE (ECHL) |  |
|  | |

HOCKEY NEWS **Moose on the loose!**



JOE ODEN/PIONEER PRESS

Brian Lee, center, a sales clerk at the Minnesota Moose gift store at Sixth and St. Peter streets in St. Paul, shows a jersey to customers. Moose merchandise is reported to be selling well.

SPORTS MARKETING

Hockey fans mad about the Moose

Logo, marketing strategy hook merchandise buyers

ARON KAHN STAFF WRITER


Why is this Moose smiling?

Because his T-shirts are going out the door faster than a Gretzky slap shot, his marketing campaign probably will contend for a national advertising cup and his logo is among the best in sports.

Then again, is Mr. Moose really smiling, or is he snarling? It's the same eternal question surrounding another great logo, the Mona Lisa.

When it comes to staking out a place for itself, the Minnesota Moose hockey team gets an A for astute.

Led by a logo imbued with riddle and personality




home game tonight in the St. Paul Civic Center.

Moose merchandise is among the hottest-selling sportswear at Twin Cities clothing stores, but a business doesn't have to be a haberdasher to get in on the action.

The two Panino's restaurants in North Oaks and Roseville, for example, have bought \$3,000 worth of Moose clothing to sell to patrons, and they need more. Ask owner Chet Kurtz, who was picking up some merchandise Thursday at the Moose gift shop, Sixth and St. Peter streets in downtown St. Paul.

"They're going like hot cakes; we can't keep them in," Kurtz said as he signed order forms. "Last night, I told a guy I had 20 T-shirts in the back of my van, and he bought them all."

Kurtz, who has caught Moose fever, is planning



SAINT PAUL PIONEER PRESS

7TH

OCTOBER 1994

FRIDAY

BUSINESS

C D

SECTION

6 PAGES

TWIN CITIES

MOOSE

▼ CONTINUED FROM 1D

six home games, as are others restaurateurs. Many marketers think that the fever is communicated through the team's personable logo, the Moose with an attitude, whatever that attitude is.

"I think that of all the national licenses I've been in front of, the Moose logo is at the top of them all," said Greg Elliott, vice president for marketing at International Hockey League headquarters in Bloomfield Hills, Mich.

The logo was drawn by Richard Valentine, of Valentine Design, Edina, to put a whimsical and friendly face on the team, in the way that the name Mighty Ducks gave the new National Hockey League team in southern California a light and lively feel. Valentine's marketing director is former University of Minnesota goalie Mike Vacanti.

"The team wanted a cartoon Moose, which is tough because it's not the most attractive animal in the world," said Valentine, who nonetheless delivered the prey.

Moose marketing director Richard Romano said the team wanted to avoid the violent images of many logos because of a marketing strategy that stresses fun. "If we were to push the violent nature of hockey, we'd have 3,000 fans a game. Those 3,000 will come anyway because they're the hard-core hockey fans. We wanted hockey moms and kids," he said.

Fun is also the theme of a clever mass-media advertising campaign by Hunt Murray, the Minneapolis ad shop that won national awards for its quirky Mystic Lake Casino ads.

Billboards along Twin Cities freeways, for example, are painted with come-ons such as: "Welcome Moose Hockey — The Minnesota Reconstructive Dentistry Association," "Moose Hockey, We Love It — Minnesota Center for Cosmetic and Laser Surgery, and "Thanks Moose Hockey, From Your #1 Fans — Surgical Bandage and Gauze Co."

Doug Adkins, a copywriter at Hunt Murray who helped create the campaign, said the Moose billboards were intended to be whimsical but still plant a seed somewhere in the driver's psyche that the Moose already had a constituency here.

The seed has borne fruit. Romano said the Moose have sold about 3,000 season tickets, which compares well around the IHL. Last year's attendance leader, for example, was the Milwaukee Admirals, which had 2,100 season tickets and an average attendance of 9,000.

The Moose aren't bragging. They'd be happy with a 9,000 average, Romano said. To help achieve that figure, a direct-mail campaign aimed at households with annual incomes above \$35,000 has visited 40,000 mailboxes in 21 Twin Cities zip codes that have high hockey interest.

Moose Timeline

December 16, 1993 - The International Hockey League grants approval for Kevin MacLean and Roger Sturgeon rights to an expansion franchise in the Twin Cities for play beginning with the 1994-95 season. Minnesota becomes the 15th team to join the league (Denver was 14th, approved in June; Chicago was 16th, approved in January; Houston was 17th, approved in March)

April 7, 1994 - The Saint Paul Civic Center is announced as the new home to Minnesota's IHL expansion team. A three-year lease is signed with the 16,000-seat arena.

April 18, 1994 - Ron Minegar is named the team's vice president of business operations.

April 20, 1994 - Frank Serratore is named head coach and director of hockey operations while Glen Sonmor is named director of player development.

May 1, 1994 - Club kicks off "Name the IHL Team" contest, allowing area fans to submit their ideas for Minnesota's new professional hockey team.

May 13, 1994 - More than 1,000 entries are received in the "Name the IHL Team" contest and the top six names are announced: Moose, Mallards, Bobcats, Tomcats, Mustangs and Wizards. Fans were asked to vote for the one they liked best.

May 20, 1994 - Club officials announce that the Minnesota's IHL franchise will be known as the "Moose." Nearly 4,000 fans called in their votes, with Moose coming out on top.

May 23, 1994 - The first Moose season ticket deposit is received.

June 20, 1994 - The club moves into new executive offices located in downtown Saint Paul (28 W. 6th Street) just three blocks from the Civic Center.

June 25, 1994 - Fans select their seats at the Civic Center at a Moose open house.

July 1, 1994 - The IHL announces that the Moose will compete in the Central Division of the Western Conference (along with Atlanta, Houston, Kansas City and Milwaukee)

July 8, 1994 - Dave Snuggerud and John Young become the first players to sign with the Minnesota Moose.

July 20, 1994 - The Moose surpass 1,000 season tickets.

July 21, 1994 - The club unveils its logo which features a lovable yet fierce-looking Moose, and the team's primary colors of dark purple, forest green and black.

August 1, 1994 - The club signs a working agreement with the Roanoke Express of the East Coast Hockey League.

August 4, 1994 - The Moose announce that KLGTv will carry 12 games over the air.

August 10, 1994 - The club announces that Midwest SportsChannel will televise a minimum of 20 regular season games.

August 12, 1994 - Forty-six players take part in a Moose mini-camp.

August 17, 1994 - The 1994-95 IHL schedule is released with the Moose slated to play their first game at Denver October 1, with the home opener set for the Civic Center October 7 versus Milwaukee.

September 6, 1994 - The club surpasses 2,000 season tickets.

September 12, 1994 - The expansion Moose open their inaugural training camp with 35 players in uniform.

September 16, 1994 - The Moose broadcast package is finalized as KFAN-AM and KJJO-AM are announced as the club's radio partners.

September 19, 1994 - The Moose play their first pre-season game against Denver at Denver University Arena.

Moose Player Signing Dates

July 8 - Dave Snuggerud (C), John Young (C)

July 14 - Stephane Morin (C)

July 19 - Kris Miller (D)

July 27 - Scott Humeniuk (D)

July 29 - Sean Williams (LW)

August 15 - Dave Hakstol (D)

August 19 - Dave Morissette (LW), Dean Kolstad (D)

August 24 - Daniel Shank (RW)

August 25 - Brad Miller (D)


September 1 - Dave Christian (RW)

September 6 - Yvon Corriveau (LW)


September 7 - Tom Draper (G)

September 30 - Frank Pietrangelo (G)

9-7-94



IMPERIAL PALACE RACE & SPORTS BOOK



We're the friendlier, 'bet'er' Book...

ODDS TO WIN THE 1995 IHC TURNER CUP

# 1226	ATLANTA KNIGHTS	4
# 1227	DETROIT VIPERS	4
# 1228	LAS VEGAS THUNDER	8
# 1229	MILWAUKEE ADMIRALS	10
# 1230	FORT WAYNE KOMETS	12
# 1231	CLEVELAND LUMBERJACKS	15
# 1232	KALAMAZOO WINGS	20
# 1233	CINCINNATI CYCLONES	20
# 1234	SAN DIEGO GULLS	25
# 1235	PHOENIX ROADRUNNERS	25
# 1236	PEORIA RIVERMEN	30
# 1237	KANSAS CITY BLADES	30
# 1238	INDIANAPOLIS ICE	30
# 1239	CHICAGO WOLVES	35
# 1240	HOUSTON AEROS	35
# 1241	DENVER GRIZZLIES	50
# 1242	MINNESOTA MOOSE	50

DRIVE THRU WAGERING
AVAILABLE OFF KOVAL LANE

ODDS SUBJECT TO CHANGE
PAY BY MAIL AVAILABLE

MINNESOTA
Moose™