



HARTFORD



**WOLF
PACK**



2018-19 MEDIA GUIDE





HARTFORD
WOLF PACK
2018-19
MEDIA GUIDE

(Edited by Bob Crawford)

Photography: Bill Mercey, Chris Rutsch, Diane Sobolewski, Richard Zacher

TABLE OF CONTENTS

Team Directory.....	3
Management/Coaching/Training/Equipment Staff.....	4
2017-18 Wolf Pack Players.....	11
Wolf Pack 2017-18 Team Statistics.....	39
All-time Wolf Pack/Whale Year-by-year Scoring/Goaltending.....	42
All-time Wolf Pack/Whale Team Game-by-game.....	62
Wolf Pack/Whale Regular Season Records.....	82
Wolf Pack/Whale All-time Scoring/Goaltending.....	101
All-time Wolf Pack/Whale Regular Season Leaders/All-time AHL Standings.....	109
Wolf Pack/Whale All-time vs. AHL.....	110
Wolf Pack/Whale All-time vs. AHL (year-by-year).....	111
Wolf Pack/Whale Playoff History.....	119
Wolf Pack/Whale All-time Playoff Statistics.....	122
Wolf Pack/Whale Largest Crowds, Overtime History.....	136
Wolf Pack/Whale Shootout History.....	142
Wolf Pack/Whale Hat Tricks.....	145
Wolf Pack/Whale Shutouts.....	147
Number of Players Used.....	150
Penalty Shots.....	151
Wolf Pack/Whale Team Honors.....	153
All-Time Wolf Pack/Whale Jersey Numbers.....	158
History of the Hartford Wolf Pack.....	163



HARTFORD WOLF PACK 2018-19

1 Civic Center Plaza
Hartford, CT 06103
www.hartfordwolfpack.com
facebook.com/HartfordWolfPack
[twitter.com/@WolfPackAHL](https://twitter.com/WolfPackAHL)
Phone: (860) 249-6333
Fax: (860) 241-4226
Tickets: (855) 762-6451



Personnel

President, New York Rangers/Governor, Hartford Wolf Pack
General Manager, Hartford Wolf Pack
General Manager, XL Center
Assistant General Manager, XL Center
Head Coach
Assistant General Manager
Assistant Coach
Goaltending Coach
Athletic Trainer
Strength and Conditioning Coach
Assistant Athletic Trainer
Assistant Strength and Conditioning Coach
Equipment Manager
Equipment Manager
Equipment Manager
Video Coach
Vice-President, Corporate Sales
Director of Ticket Sales
Director of Finance
Director of Premium Seating
Director of Marketing & Business Development
Director of Broadcasting & Public Relations
Senior Manager of Community Relations & Game Presentation
Senior Marketing Manager
Marketing Manager
Corporate Sales Manager
Box Office Manager
Assistant Box Office Manager
Sales Manager
Account Executive
Account Executive
Account Executive
Executive Assistant
Event Coordinator
Sales Coordinator
Graphic Designer

Team Information

Club Colors
Home Arena
Seating Capacity
Ice Surface Dimensions
Ticket Prices
Attendance Records

Press Box Location
Flagship Radio Station
Time Zone

Glen Sather
Chris Drury
Chris Lawrence
Ben Weiss
Keith McCambridge
Pat Boller
Joe Mormina
Eric Raymond
Brian Fairbrother
Mark Cesari
Matthew Aiello
Kevin Gately
Russell Holdredge
Craig Lewis
Mike DeLucia
Zachary Longo
Bryan Dooley
Dave Romeiko
Ashley Shea
Doug Hagen
Danielle Griebel
Bob Crawford
Franky Berrian
Yasmeen Badich
Jessica Charlton
Rose LeBlanc
Ruth Clarke-Olen
Jill Atkinson
James Warner
Luc Berube
Morgan Nadel
Nick Desarco
Elyse O'Connell
Pearson Davis
Brendan O'Halloran
Gary Goldberg-O'Maxfield

Navy Blue, Red, White and Silver
XL Center Veterans Memorial Coliseum
15,635
200' x 85'
\$13-\$45
Game: 21,673 (Rentschler Field) vs.
Providence 2/19/11; 14,115 (at XL
Center) vs. Springfield, 1/24/98
Season: 288,859 (1998-99)
Average: 7,221 (1998-99)
Bottom of Sections 234-238
News Radio 1410 WPOP
Eastern

General Manager Chris Drury

Trumbull, CT native Chris Drury was named General Manager of the Wolf Pack May 16, 2017. He also serves as Assistant General Manager of the parent New York Rangers, having been promoted to that post on September 2, 2016.

Drury assists Rangers general manager Jeff Gorton on all player transactions and contract negotiations. Drury helps Gorton in overseeing and evaluating all players at the collegiate level, and he also assists in the development of Rangers prospects, both on and off the ice, by serving as a liaison between the hockey operations department and prospects in the organization. Prior to his promotion, Drury served as Director of Player Development for one season after rejoining the Rangers organization on September 4, 2015.



During his 12-year NHL career, Drury skated in 892 games with the Colorado Avalanche, Calgary Flames, Buffalo Sabres, and the Rangers, registering 255 goals and 360 assists for 615 points. Drury captured the Stanley Cup as a member of the Avalanche in 2000-01, ranking second in the NHL with 11 goals in 23 games during the team's playoff run. In 1998-99, Drury received the Calder Trophy as the NHL's Rookie of the Year after registering 20 goals and 24 assists for 44 points with Colorado. Drury recorded at least 20 goals in nine different seasons in his career, and he registered at least 50 points in eight different seasons.

In addition, Drury's team reached the playoffs in nine of his 12 seasons in the NHL, and his team advanced to the Conference Finals on six occasions. In 135 career NHL playoff games, Drury registered 47 goals and 42 assists for 89 points, along with a plus-24 rating and 46 penalty minutes. Over the 12 seasons in which he played in the NHL (1998-99 - 2010-11), Drury led the league in playoff game-winning goals (17), ranked second in playoff overtime goals (four), ranked fourth in playoff goals, and ranked ninth in playoff games played. Drury played four seasons with the Rangers (2007-08 - 2010-11) after signing with the team as a free agent on July 1, 2007.

In addition, Drury served as the Rangers captain for three seasons (2008-09 - 2010-11) after being named the 25th captain in franchise history - as well as the second American-born captain in franchise history - on October 3, 2008. In 264 regular season games with the Blueshirts, Drury recorded 62 goals and 89 assists for 151 points, along with 116 penalty minutes. Over his first three seasons with the Rangers, Drury led the team in goals (61) and points (146), ranked second in assists (85), and tied for second in game-winning goals (10). In addition, the Rangers made the playoffs three times during Drury's four seasons with the team.

Prior to joining the NHL, Drury completed one of the most impressive collegiate hockey careers in NCAA history. Over four seasons at Boston University (1994-95 - 1997-98), Drury tallied 113 goals and 101 assists for 214 points in 155 games. During his collegiate career, the Terriers captured the National Championship in 1994-95, appeared in the National Championship Game twice (1994-95, 1996-97), and appeared in the Frozen Four three times (1994-95, 1995-96, 1996-97). Drury was selected as a First Team All-American on two occasions (1996-97, 1997-98), a Hobey Baker Finalist as the Top Player in College Hockey on three occasions (1995-96, 1996-97, 1997-98), and he became the first Terrier to receive the Hobey Baker Award in 1997-98. Drury is Boston University's all-time leader in goals and ranks third on the school's all-time points list.

Internationally, Drury represented the United States in numerous tournaments and earned several medals. He participated in three consecutive Winter Olympics (2002, 2006, 2010), capturing a silver medal at the 2002 Winter Olympics in Salt Lake City, Utah and the 2010 Winter Olympics in Vancouver, British Columbia. Drury was inducted into the U.S. Hockey Hall of Fame in 2015.

Drury and his wife, Rory, have a son, Luke, and two daughters, Dylan and Kelly.

Head Coach Keith McCambridge

Keith McCambridge was named the sixth head coach in Wolf Pack history June 12, 2017, after one season as a Wolf Pack assistant coach.



Prior to coming to the Wolf Pack, McCambridge had spent the previous five seasons as head coach of the Winnipeg Jets' AHL affiliate. The Thompson, Manitoba native was head man of the St. John's IceCaps for the first four years of that franchise's existence, 2011-12 through 2014-15, and then spent the 2015-16 campaign as bench boss of the Manitoba Moose. During those five head-coaching years, McCambridge amassed a record of 179-158-23-20, for a winning percentage of .528.

McCambridge guided the 2013-14 IceCaps all the way to the Calder Cup Finals, where they lost a hard-fought five-game series to the Texas Stars, with each of the last three games going to overtime. In his first season as an AHL head coach, 2011-12, McCambridge won an Atlantic Division regular-season title with the IceCaps, going 43-25-5-3, and advanced as far as the Eastern Conference Finals. That year he also earned the honor of serving as head coach of the Eastern Conference All-Star squad at the 2012 AHL All-Star Classic.

McCambridge also spent two seasons (2009-10 and 2010-11) as an assistant coach for the Moose, prior to the franchise moving to St. John's, and in the first of those two years, Manitoba's head coach was current New York Rangers associate coach Scott Arniel.

The 44-year-old McCambridge began his coaching career in the ECHL, with the Alaska Aces. He was the Aces' head coach for two seasons, 2007-08 and 2008-09, leading the team to the Kelly Cup Finals in '08-'09 and to the third round of the postseason in his first year. His total ECHL head-coaching record was 86-50-5-3 (.625), and he also worked with the Aces for three seasons (2003-04 through 2005-06) as a player/assistant coach and in 2006-07 as an assistant coach.

McCambridge played 11 seasons as a pro defenseman, from 1995-96 through 2005-06. That tenure included 378 career AHL games in seven seasons with the Saint John Flames, Providence Bruins, Houston Aeros and Cleveland Barons, during which the 1994 Calgary Flames eighth-round pick (201st overall) totaled nine goals and 21 assists for 30 points, along with 1,057 penalty minutes. He also logged 83 career IHL games with the Las Vegas Thunder, Long Beach IceDogs and the Moose, amassing totals of 3-9-12 with 276 PIM, and suited up for 166 ECHL contests in three years with the Aces, chalking up 5-16-21 with 375 PIM. McCambridge capped off his playing career by winning a Kelly Cup title with the Aces in 2005-06.

Prior to turning pro, McCambridge played four seasons of WHL action with the Swift Current Broncos and Kamloops Blazers, winning a Memorial Cup with the Blazers in 1994-95.

McCambridge and his wife Susan live in Farmington with their daughter Lauren and son Aidan.

Assistant General Manager Pat Boller

Pat Boller is in his 12th season of service on the Wolf Pack staff. The parent New York Rangers added an Assistant General Manager designation to Boller's title prior to the 2012-13 season, after he had spent six years as an assistant coach.



The 45-year-old Boller joined the Wolf Pack after serving nine years in the Rangers organization as a Coaches Assistant and Director of Operations, Madison Square Garden Training Center. In this capacity, he worked closely with Video Analyst Jerry Dineen to prepare video, as well as assisting with pre-scouting and tracking statistics. Additionally, Boller helped coordinate team travel and scheduling.

Boller was also instrumental in organizing and assisting with summer prospect and development camps, working closely with Rangers' prospects on and off the ice. The summer months also involved setting up player rehab and off-season programs in preparation for the coming season.

A former college hockey player and assistant captain at SUNY Potsdam, Boller was a member of the coaching staff at Manhattanville College in Purchase, New York. During his tenure, Manhattanville won the ECAC Championship three straight seasons (2005, 2006 and 2007). He also helped lead Manhattanville to an appearance in the Division III Final

Eight in 2005 and 2006, and a Final Four appearance in 2007. The Queens, New York native made it to the international stage in 2006 as video coach for USA Hockey at the World Junior Championships in Vancouver, British Columbia, serving under Head Coach Walt Kyle. Also, Boller has coached USA Select Festival teams at either the 15-year-old, 16-year-old or 17-year-old level in every offseason since the summer of 2006.

In August of 2013, Boller assisted Pat Mikesch in coaching the U.S. Under-17 Select Team to the championship of the Under-17 Five Nations Tournament in Slovakia, and he went to the 2014 Ivan Hlinka Memorial Cup as an assistant coach with the U.S. Under-18 Select Team. In the August of 2015, Boller served as head coach of the U.S. Under-17 Selects, guiding that squad to a championship at the Under-17 Five Nations Tournament in Arosa, Switzerland. The summer of 2016 saw Boller back at the Hlinka Memorial Tournament, where he helped the U.S. Under-18s to a Silver Medal as an assistant coach.

Boller and his wife, Claudia, reside in Danbury, Connecticut with their sons, Kyle and Jack.

Assistant Coach Joe Mormina

Joe Mormina was named a Wolf Pack assistant coach by the parent New York Rangers August 1, 2017.

Mormina, 36, joined the Rangers organization after serving one season as the assistant coach at Mercyhurst University. Under Mormina's guidance, three Mercyhurst defensemen averaged at least 0.50 points per game during the 2016-17 season. In addition to helping players on the ice, Mormina worked in a player development role during his one season at Mercyhurst.



Prior to beginning his coaching career, the Montreal, Quebec, native played 11 seasons of professional hockey (2005-06 – 2015-16). Mormina skated in 670 career AHL games with the Manchester Monarchs, Albany River Rats, Wilkes-Barre/Scranton Penguins, Adirondack Phantoms, Syracuse Crunch, and Rochester Americans, registering 31 goals and 120 assists for 151 points, along with a plus-36 rating and 837 penalty minutes. He also helped his team advance to the playoffs in eight of his 11 seasons in the AHL, and he skated in 69 AHL playoff games in his career. Mormina established a career-high with a plus-37 rating in 2008-09, and he ranked second in the AHL in plus/minus rating during the season. Mormina also skated in one NHL game during his career, as he helped Carolina earn a win on February 14, 2008. He was originally selected by Philadelphia in the sixth round, 193rd overall, of the 2002 NHL Entry Draft.

Mormina played four seasons of collegiate hockey at Colgate University (2001-02 – 2004-05). He skated in 141 career collegiate games, registering 16 goals and 40 assists for 56 points, along with 156 penalty minutes. In his final collegiate season in 2004-05, Mormina helped Colgate finish in third place at the ECAC Hockey Tournament, and he was selected to the ECAC All-Tournament Team.

Brian Fairbrother – Athletic Trainer

Wolf Pack athletic trainer Brian Fairbrother joined the Wolf Pack staff prior to the 2014-15 season.



Fairbrother became part of the Wolf Pack family after eight years working in Sports Medicine at Quinnipiac University in Hamden, CT. Fairbrother was an assistant athletic trainer for the Bobcats, providing medical services for the men's ice hockey program, and also served as an approved clinical instructor and lecturer for Quinnipiac's athletic training program.

Before beginning his tenure at Quinnipiac in 2006, Fairbrother earned a Master's degree in Recreation and Sports Science from Ohio University, where he worked for a year as a graduate assistant athletic trainer, focusing his efforts on the football, women's lacrosse and track and field teams. Fairbrother also has experience working with the football program at Harvard University.

Fairbrother did his undergraduate work at Northeastern University, completing his Bachelor's degree in Athletic Training in 2005. In addition to his athletic training credentials, Fairbrother, a 35-year-old native of Littleton, NH, is a certified strength and conditioning specialist and a Basic Life Support Instructor for the American Heart Association. He holds membership in both the National Athletic Trainers Association and the National Strength and Conditioning Association.

Fairbrother and his wife Katyann make their home in Middletown, CT with their son Tucker.

Matthew Aiello – Assistant Athletic Trainer

Assistant Athletic Trainer Matthew Aiello is a new addition to the Wolf Pack staff for the 2018-19 season.




Aiello, 29, came to the Wolf Pack after two seasons as athletic trainer for the Greenville Swamp Rabbits of the ECHL. The Cary, Illinois native was recognized as the 2018 ECHL Athletic Trainer of the Year, the first Swamp Rabbit trainer to be so honored, and also has earned an ECHL All-Star Classic selection.

Since earning a Bachelor of Science degree in Athletic Training from Illinois State University, Aiello has seven years of professional experience in the field. He began his career with the Bloomington Prairie Thunder of the Central Hockey League, and also has worked for CHL's Bloomington Blaze, as well as for the Bloomington Thunder in both the Southern Professional Hockey League (SPHL) and the United States Hockey League (USHL).

Mark Cesari – Strength & Conditioning Coach

Strength and Conditioning Coach Mark Cesari is in his eighth season with the Wolf Pack in 2018-19.



Cesari is no stranger to working with professional athletes, as he has designed and implemented strength and conditioning programs for NHL, AHL, Olympic, and USA development athletes. He came to the Wolf Pack after spending two years as the Rehabilitation Coordinator at a clinic in Montreal, Quebec. Prior to that, Cesari spent three seasons as the strength and conditioning coach/athletic trainer with the Rochester Institute of Technology hockey program.

In 2005, Cesari worked with both the Phoenix Mercury of the WNBA and the Phoenix Roadrunners of the ECHL as the assistant athletic trainer and strength and conditioning coach. Cesari completed his Masters of Science degree in Sports Health Care from the Arizona School of Health Sciences in 2006. In 2004, he earned his bachelors degree in Exercise Science from Concordia University in Montreal. Cesari, a native of Montreal, currently resides in Glastonbury, CT with his wife, Jennifer, and their son, Jackson.

Kevin Gately – Assistant Strength & Conditioning Coach

Assistant Strength and Conditioning Coach Kevin Gately joined the Wolf Pack staff prior to the 2016-17 season.



Raised in Glastonbury, CT and a 2009 graduate of Glastonbury High School, Gately has previous Wolf Pack experience, having interned with the Wolf Pack during the 2013-14 season, assisting with player fitness monitoring and technology implementation.

Since his Wolf Pack internship year, Gately has completed an MBA at the University of North Carolina at Charlotte, receiving his Masters in the spring of 2016. While doing his MBA studies, he spent the 2015-16 hockey season as the strength coach for the AHL's Charlotte Checkers, supporting injury rehab, nutrition and prospect development and contributing to the design of the weight room in the Checkers' new arena. Gately also coached high school lacrosse while at UNC-Charlotte.

Gately is a 2013 graduate of the University of Connecticut, with a Bachelors degree in Exercise Science. He worked with the football team at UConn, as well as helping a local high school lacrosse team, and played lacrosse during his freshman and sophomore years. In 2013, Gately did an internship at EXOS in Los Angeles, CA, an offseason training facility for NHL, NBA, NFL, MLS, professional rugby and youth athletes.

Gately has been an active member of the National Strength and Conditioning Association since 2011.

Zachary Longo – Video Coach

Zachary Longo joins the Wolf Pack staff for the 2018-19 AHL season, taking over as the team's video coach.




Longo comes to the Wolf Pack from the NHL's Arizona Coyotes, where he worked within the hockey operations department, assisting with various needs including video scouting. Prior to 2017-18, Longo spent two seasons as video coach of the Ontario Reign of the AHL.

In 2014-15, Longo served as director of hockey operations for Union College's Men's Hockey program, after graduating in 2014 from Providence College with a Bachelor's degree in Finance. During his four years at Providence, Longo was student director of hockey operations for the Friars' Men's Hockey squad.

Longo is a native of Wakefield, Massachusetts. In his capacity as video coach, he is responsible for capturing and analyzing footage of each of the Wolf Pack's games, and for pre-scouting Wolf Pack opponents. He also assists fellow coaches Keith McCambridge and Joe Mormina with extensive data collection and assessment, as well as with a number of administrative functions.

Russell Holdredge – Head Equipment Manager

The 2018-19 campaign marks the 10th season as Head Equipment Manager of the Wolf Pack for Russell Holdredge, and his 15th overall as a member of the equipment staff of the New York Rangers' AHL affiliate.



Holdredge started in his current role with the Hartford Wolf Pack in 2009-2010, after spending the previous six seasons as the assistant equipment manager.

Prior to working in pro hockey, Russell worked as an assistant manager for five years at Gerry Cosby's Sporting Goods in Sheffield, MA. There he learned how to sharpen skates and perform other hockey equipment repairs. He also learned how to sew and create protective pads on the factory side of Cosby's, which produces equipment bags and football/hockey protective pads for many professional teams and players.

Born in South Kingston, RI, Holdredge grew up in Sheffield, MA. He graduated from Mt. Everett High School in 2001 and then attended Berkshire Community College for two years until moving to Hartford to begin working for the Wolf Pack. Holdredge also holds a Connecticut certification as an EMT-B. He and his Ashley reside in Manchester, CT.

Craig Lewis – Equipment Manager

Craig Lewis is in his 12th season on the Wolf Pack equipment staff in 2018-19.



Lewis took over the assistant equipment manager's duties in 2009-10, after serving the Wolf Pack as the visiting team locker room assistant during the 2008-2009 campaign, and was promoted to equipment manager for 2018-19.

Prior to joining the Wolf Pack, Lewis worked as an ice hockey official, doing several levels of hockey, including high school and college level games, throughout the state of Connecticut and New England. Lewis was also a fan of the Hartford Wolf Pack growing up, coming to countless games.

Born in Hartford, CT, Lewis was raised in Newington. He graduated from Newington High School in 2004 and then studied at both Central Connecticut State University and Manchester Community College. He and his wife Kaitlin live in Enfield with their two sons, Ryan and Connor.

Mike DeLucia – Equipment Manager



Mike DeLucia is in his first season as a Wolf Pack equipment manager in 2018-19.

Born in New Haven, CT and raised in North Haven, DeLucia has previous hockey experience on the equipment staffs of the AHL's Beast of New Haven and the New Haven Knights and Danbury Trashers of the United Hockey League.

DeLucia, a lifelong New York Rangers fan, is a 2013 graduate of Mount Ida College in Newton, MA, and came to the Wolf Pack after ten years of working in his family's business.

2018-19
Hartford Wolf
Pack
Players



#28



Lias Andersson, C
 Shoots left. 6-1, 204. Born: Smogen, Sweden –10/13/98
 Acquired: Drafted by NY Rangers 1st rd. (7th ov.) 2017

Year	Team	Lge.	GP	Regular Season				Playoffs				
				G	A	PTS	PIM	GP	G	A	Pts.	PIM
2015-16	HV71 Jonkoping	SweHL	22	0	0	0	6	4	0	0	0	0
	HV71 Jonkoping Jr.	Swe. Jr.	37	24	35	59	91	1	2	0	2	2
2016-17	HV71 Jonkoping	SweHL	42	9	10	19	18	16	4	1	5	18
	HV71 Jonkoping Jr.	Swe. Jr.	3	2	0	2	2	---	---	---	---	---
2017-18	Frolunda HC	SweHL	22	7	7	14	20	---	---	---	---	---
	Wolf Pack	AHL	25	5	9	14	8	---	---	---	---	---
	NY Rangers	NHL	7	1	1	2	0	---	---	---	---	---
CAREER TOTALS:		NHL:	7	1	1	2	0	---	---	---	---	---
		AHL:	25	5	9	14	8	---	---	---	---	---
		N. Am. Pro:	32	6	10	16	8	---	---	---	---	---
		SweHL:	86	16	17	33	44	20	4	1	5	18

Career Notes: **2017-18:** Helped Team Sweden to World Championship Gold Medal (1-1-2, 4 PIM, +3 in 10 GP)...Reassigned by NY Rangers 4/9 to Swedish National Team for World Championships...Returned to Wolf Pack by NY Rangers 4/7...Notched a point for a second straight NHL appearance with an assist 3/28 @ Washington...Scored in NHL debut 3/26 vs. Washington...Received first NHL recall from NY Rangers 3/25...Struck for 1-1-2, and had a personal season-high five shots on goal, 3/2 @ Springfield...Scored for a second straight game 2/17 @ Lehigh Valley, for his first North American pro point-scoring streak (2-1-3)...Scored his first goal, and registered first career multiple-point game (1-2-3), in North American pro 2/7, in 5-4 overtime win vs. Bridgeport (Third Star)...Assisted on Cole Schneider's OT-GWG in North American pro debut 1/24 @ Utica (4-3 win)...Won Silver Medal with Swedish team at World Junior Championship, leading team in goals and tying for team points lead (6-1-7 in 7 GP)...Was tied for third on Frolunda HC (SweHL) team in goals at the time of his reassignment to Swedish National Jr. Team for WJC...**2016-17:** Helped HV71 to SweHL playoff championship, tying for fifth on team in playoff goals (4)...Led all SweHL junior (under 20 years old) players in +/- (+21), ranked second in goals and assists and tied for second in points (9-10-19 in 42 GP)...Had fifth-best +/- on HV71 team...Skated for Sweden in World Junior Championship (7 GP, 3-0-3, 6 PIM)...**2015-16:** Led Swedish Jr. players in points (59), assists (35) and PIM (91) for HV71...Won Silver Medal with Swedish team at IIHF World U18 Championship (5-4-9, 8 PIM in 7 GP)...**Transactions:** Signed entry level contract with NY Rangers 7/13/17...**Misc.:** Father Niklas Andersson played in NHL with Quebec, NY Islanders, San Jose, Nashville and Calgary (212 career GP) and uncle Mikael Andersson skated with Hartford, Buffalo, Tampa Bay, Philadelphia and NY Islanders (761 career GP).





#39



Matt Beleskey, LW

Shoots left. 6-0, 207. Born: Windsor, Ont. – 6/7/88

Acquired: Trade with Boston, along with a first-round 2018 draft pick, Ryan Lindgren, Ryan Spooner and a seventh-round 2019 draft pick, in exchange for Rick Nash, 2/25/18

Year	Team	Lge.	Regular Season					Playoffs					
			GP	G	A	PTS	PIM	GP	G	A	Pts.	PIM	
2004-05	Belleville	OHL	68	10	13	23	118	5	0	0	0	18	
2005-06	Belleville	OHL	61	20	20	40	119	6	1	2	3	10	
2006-07	Belleville	OHL	66	27	41	68	124	15	4	10	14	18	
2007-08	Belleville	OHL	62	41	49	90	106	21	12	21	33	23	
2008-09	Iowa	AHL	58	11	24	35	58	--	--	--	--	--	
	Anaheim	NHL	2	0	0	0	0	--	--	--	--	--	
2009-10	San Antonio	AHL	12	1	4	5	19	--	--	--	--	--	
	Anaheim	NHL	60	11	7	18	35	--	--	--	--	--	
	Toronto	AHL	3	1	1	2	2	--	--	--	--	--	
2010-11	Anaheim	NHL	35	3	7	10	36	6	1	0	1	4	
	Syracuse	AHL	27	11	13	24	39	--	--	--	--	--	
2011-12	Anaheim	NHL	70	4	11	15	72	--	--	--	--	--	
2012-13	Coventry	EIHL	20	9	17	26	30	--	--	--	--	--	
	Anaheim	NHL	42	8	5	13	56	7	2	1	3	2	
2013-14	Anaheim	NHL	55	9	15	24	64	5	2	2	4	8	
	Norfolk	AHL	3	1	0	1	0	--	--	--	--	--	
2014-15	Anaheim	NHL	65	22	10	32	39	16	8	1	9	2	
2015-16	Boston	NHL	80	15	22	37	65	--	--	--	--	--	
2016-17	Boston	NHL	49	3	5	8	47	3	0	0	0	4	
2017-18	Boston	NHL	14	0	0	0	17	--	--	--	--	--	
	Providence	AHL	21	4	2	6	15	--	--	--	--	--	
	Wolf Pack	AHL	14	1	5	6	11	--	--	--	--	--	
	NY Rangers	NHL	1	0	0	0	4	--	--	--	--	--	
CAREER TOTALS:			NHL:	472	75	82	157	431	37	13	4	17	20
		AHL:	138	30	49	79	144	--	--	--	--	--	--
		Pro:	610	105	131	236	575	37	13	4	17	20	20
		OHL:	257	98	123	221	467	47	17	33	50	69	69

Career Notes: **2017-18:** Made NY Ranger debut in season finale 4/7 @ Philadelphia, after recall from Wolf Pack 4/6...Tallied his first Wolf Pack goal 3/10 @ Charlotte...Skated in 600th career pro game 3/4 vs. Charlotte...Had an assist for a second straight game 3/3 vs. Providence...Posted his first Wolf Pack points with two assists 3/2 @ Springfield...Made Wolf Pack debut 2/25 @ Providence, after having been acquired from Bruins organization earlier in the day...Had 1-1-2 for Providence in 5-3 win 2/23, for his first multiple-point game of the season...Scored his first goal of the season for Providence @ Wolf Pack 12/22...Made Providence debut 12/16 @ Hershey, after being assigned by Boston 12/15...**2016-17:** Third Star in 5-2 Boston win 11/10 vs. Columbus (1-1-2, +2)...**2015-16:** Tied for fifth on Boston club in goals (15) and had fifth-most PIM (65) on team...Had personal season-high three-game point-scoring streak (3-1-4), 12/26-12/29...**2014-15:** Scored second-most playoff goals (8) among Anaheim skaters...Had goals in each game (5-0-5) of five-game Anaheim triumph over Calgary in Eastern Conference Quarterfinals...Finished regular season third on Anaheim team in goals (22) and tied for fifth in +/- (+13)...Had three-game goal-scoring streak (3-0-3), 10/11-10/14...**2013-14:** Registered fourth-most PIM (64) on Anaheim club...Scored in three straight games for Anaheim (3-1-4), 4/7-4/12...**2012-13:** Scored in back-to-back playoff games (2-0-2) for Anaheim 5/4 and 5/6 @ Detroit...Had second-most regular-season PIM (56) on Anaheim squad...**2011-12:** Tied for fourth on Anaheim team in PIM (72)...Had assists in three straight games (0-3-3), 12/2-12/6...**2010-11:** Notched first career pro playoff point with a goal for Anaheim 4/17 @ Nashville, in Game Three of first-round series...**2009-10:** Had goals in three straight games (3-0-3) for Anaheim, 1/5-1/9, including his first career NHL tally (GWG) in 4-1 victory 1/5 vs. Detroit...Posted first career NHL point with an assist 12/1 vs. Los Angeles...**2008-09:** Tied for third on Iowa club in assists (24), and had fifth-most points (35) on team...Made NHL debut for Anaheim 1/9 vs. Tampa Bay...**2007-08:** Went to OHL finals with Belleville, leading team in playoff points (33), goals (12) and assists (21), and finishing third in the league in postseason points and assists...Led Belleville club in regular-season points (90), assists (49) and PIM (106), and tied for team lead in goals (41)...**2006-07:** Had third-most playoff assists (10) on Belleville (OHL) team...Finished third on Belleville club in regular-season points (68) and assists (41), and second in PIM (124)...**2005-06:** Tied for second-most goals (20) among Belleville (OHL) skaters, and had third-most points (40) and second-most PIM (119)...**2004-05:** Led Belleville (OHL) club in PIM (118)...**Transactions:** Signed as free agent by Boston 7/1/15...**Drafted:** 4th rd. (112th ov.) by Anaheim 2006.



#27



Chris Bigras, D

Shoots left. 6-1, 191. Born: Orillia, Ont. – 2/22/95

Acquired: Trade with Colorado, in exchange for Ryan Graves, 2/26/18

Year	Team	Lge.	Regular Season				Playoffs					
			GP	G	A	PTS	PIM	GP	G	A	Pts.	PIM
2011-12	Owen Sound	OHL	49	3	16	19	33	5	2	3	5	0
2012-13	Owen Sound	OHL	68	8	30	38	34	12	0	2	2	8
2013-14	Owen Sound	OHL	55	4	23	27	46	5	1	2	3	4
2014-15	Owen Sound	OHL	62	20	51	71	52	5	1	2	3	4
	Lake Erie	AHL	7	0	4	4	2	---	---	---	---	---
2015-16	San Antonio	AHL	37	6	13	19	6	---	---	---	---	---
	Colorado	NHL	31	1	2	3	16	---	---	---	---	---
2016-17	San Antonio	AHL	45	5	14	19	37	---	---	---	---	---
2017-18	Colorado	NHL	15	0	1	1	2	---	---	---	---	---
	San Antonio	AHL	20	1	5	6	14	---	---	---	---	---
	Wolf Pack	AHL	18	2	11	13	8	---	---	---	---	---
CAREER TOTALS:			NHL:	46	1	3	4	18	---	---	---	---
		AHL:	127	14	47	61	67	---	---	---	---	---
		Pro:	173	15	50	65	85	---	---	---	---	---
		OHL:	234	35	120	155	165	27	4	9	13	16

Career Notes: **2017-18:** Posted third-most points, and tied for third in assist, among Wolf Pack defensemen (a combined 3-16-19 in 38 GP, between Wolf Pack and San Antonio...Had at least a point in five of season's last six games (1-6-7)...Posted his second straight two-assist game, and was +3, in 4-2 victory in season finale 4/14 @ Binghamton...Assisted on both Wolf Pack goals, including primary assist on Cole Schneider's OT-GWG, in 2-1 win vs. Binghamton 4/13...Had primary assist on Vinni Lettieri's OT-GWG 4/7 vs. Lehigh Valley, extending a point streak to three games (1-2-3)...Stretched a point-scoring streak to three games (1-3-4) with an assist 3/24 vs. Hershey...Scored his first goal in a Wolf Pack uniform, and added an assist for his first Wolf Pack multiple-point game, in 6-4 win 3/18 vs. Rochester...Notched his first Wolf Pack point with an assist vs. Providence 3/3...Was +2 in Wolf Pack debut 3/2 @ Springfield...Scored his first goal of the season, and added an assist, for San Antonio 2/18 @ Rockford...Registered an assist in AHL season debut for San Antonio 12/1 vs. Iowa, after being assigned to Rampage 11/28...Had an assist for Colorado in season opener @ NY Rangers 10/5...**2016-17:** Led San Antonio defensemen in points (19), goals (5) and assists (14)...Returned to action 12/27 vs. Texas, and had two assists in 2-1 Rampage win (Second Star), after missing previous 23 games due to injury...**2015-16:** Had third-most points (19), goals (6) and assists (19) among San Antonio defensemen...Netted first career NHL goal for Colorado 3/1 @ Minnesota...Notched his first career NHL point with an assist 1/16 @ Columbus...Made NHL debut 1/14 vs. New Jersey, after recall from San Antonio 1/13...Had goals in three straight games (3-1-4) for San Antonio 1/3-1/9, as part of five-game point-scoring streak (3-3-6), 12/29-1/9...**2014-15:** Had assists in back-to-back games for Lake Erie 4/12 @ Adirondack and 4/16 vs. Grand Rapids (0-2-2)...Notched his first pro point with an assist for Lake Erie 4/9 vs. Rochester...Made pro debut for Lake Erie 4/7 @ Chicago...Earned First-Team OHL All-Star honors with Owen Sound...Led team defensemen in points, goals and assists (20-51-71 in 62 GP), and finished tops overall on team in assists and third in points...Scored second-most points among OHL defensemen (trailing only Anthony DeAngelo of Sarnia/Sault Ste. Marie)...**2013-14:** Tied for Owen Sound (OHL) team lead in playoff assists (2), and tied for second in postseason points (3)...Finished second among Owen Sound defensemen in regular-season points (27) and assists (23)...Member of Canadian squad at World Junior Championship (+2 in 7 GP)...**2012-13:** Led Owen Sound (OHL) team defensemen in points (38), tied for team lead among blueliners in goals (8) and assists (30), and finished tied for third overall on team in assists and fifth in points...Was +35 on the season, second-best on Owen Sound club...**2011-12:** Topped Owen Sound (OHL) defensemen in playoff points (5) and goals (2), tied for overall team lead in playoff assists (3) and had second-most postseason points on squad...**Drafted:** 2nd rd. (32nd ov.) by Colorado 2013...**Misc.:** Finished his OHL career as highest-scoring defenseman in Owen Sound franchise history (35-120-155 in 234 career GP).



#15



Bobby Butler, RW

Shoots right. 6-0, 188. Born: Marlborough, MA – 4/26/87
 Acquired: Signed AHL contract with Wolf Pack 7/1/18

Year	Team	Lge.	GP	Regular Season					Playoffs				
				G	A	PTS	PIM	GP	G	A	Pts.	PIM	
2006-07	U. New Hampshire	H-East	38	9	3	12	12	--	--	--	--	--	
2007-08	U. New Hampshire	H-East	38	14	12	26	20	--	--	--	--	--	
2008-09	U. New Hampshire	H-East	38	9	21	30	36	--	--	--	--	--	
2009-10	U. New Hampshire	H-East	39	29	24	53	20	--	--	--	--	--	
2010-11	Ottawa	NHL	2	0	0	0	0	--	--	--	--	--	
	Binghamton	AHL	47	22	11	33	35	23	13	4	17	6	
	Ottawa	NHL	36	10	11	21	10	--	--	--	--	--	
2011-12	Ottawa	NHL	56	6	10	16	12	3	0	0	0	0	
2012-13	Albany	AHL	37	16	11	27	8	--	--	--	--	--	
	New Jersey	NHL	14	1	1	2	0	--	--	--	--	--	
	Nashville	NHL	20	3	6	9	4	--	--	--	--	--	
2013-14	San Antonio	AHL	69	22	25	47	12	--	--	--	--	--	
	Florida	NHL	2	0	1	1	2	--	--	--	--	--	
2014-15	San Antonio	AHL	68	27	32	59	37	--	--	--	--	--	
2015-16	MODO Hockey	SweHL	49	10	9	19	16	--	--	--	--	--	
2016-17	Zagreb Medvescak	KHL	37	6	10	16	10	--	--	--	--	--	
	Nizhny Novgorod	KHL	13	1	4	5	4	2	0	0	0	4	
2017-18	Milwaukee	AHL	67	24	21	45	36	--	--	--	--	--	
CAREER TOTALS:			NHL:	130	20	29	49	28	3	0	0	0	0
			AHL:	288	111	100	211	128	23	13	4	17	6
			N. Am. Pro:	418	131	129	260	156	26	13	4	17	6
			KHL:	50	7	14	21	14	2	0	0	0	4
			SweHL:	49	10	9	19	16	--	--	--	--	--
			H-East:	153	61	60	121	88	--	--	--	--	--

Career Notes: **2017-18:** Led Milwaukee club in goals (24) and finished second on team in points (45)...Posted 100th career AHL assist 4/10 vs. Chicago...Skated in five games for Team USA at Winter Olympics...Notched 200th career AHL point with a goal 2/6 vs. Manitoba, in his last game before Winter Olympics...Netted 100th goal of his AHL career 12/31 @ Grand Rapids...**2016-17:** Tied for fourth on Nizhny Novgorod team in assists (a combined 14, between Zagreb Medvescak and Nizhny Novgorod)...Joined Nizhny Novgorod from Zagreb Medvescak 12/26...**2015-16:** Tied for fourth among MODO (SweHL) skaters in goals (10) and tied for fifth on team in points (19)...**2014-15:** Led San Antonio skaters in points (59) and goals (27)...Named to Western Conference squad for 2015 AHL All-Star Classic, but was unable to participate...**2013-14:** Tops on San Antonio team in points (47) and goals (22)...His first Florida point was an assist in 3-2 win vs. Dallas 4/6...Made Florida debut 4/4 vs. Calgary...**2012-13:** Helped Team USA to bronze medal at World Championships (3-1-4 in 8 GP)...Had second-most goals (16), tied for second-best +/- (+11) and fifth-most points (27) on Albany club...His first Nashville point was an assist 3/17 @ Edmonton...Scored his first Nashville goal 4/12 vs. Dallas...Made Nashville debut in 6-0 win vs. Edmonton 3/8...Registered his first points with New Jersey with 1-1-2 vs. Pittsburgh 2/9 (Second Star in 3-1 win)...Made New Jersey debut 2/3, in 3-0 win @ NY Islanders...Recalled from Albany by New Jersey 2/1, and spent balance of season in NHL...Skated for Eastern Conference in 2013 AHL All-Star Classic in Providence, notching one assist in All-Star Game 1/28 (7-6 loss to Western Conference)...**2011-12:** Tied NHL career high with four-game point-scoring streak (1-5-6), 2/9-2/15...**2010-11:** Won Calder Cup with Binghamton, leading AHL rookies in playoff goals (13) and points (17) and finishing third overall in league in postseason goals...Had second-most playoff goals among Binghamton skaters...Finished third on Binghamton team in regular-season goals (22)...Had his second three-game NHL goal-scoring streak of season (3-3-6) 4/5-4/9, as part of NHL career-high four-game point streak (3-4-7) 4/2-4/9...Struck for his first NHL multiple-goal game 2/23 vs. Florida, with two tallies in 5-1 Ottawa victory...Scored in three straight games (3-2-5) for Ottawa 2/12-2/18, for his first career NHL point-scoring streak...Notched 1-1-2 in 5-3 win @ Edmonton 2/12, for first career NHL points...Named MVP of 2011 AHL All-Star Game 1/31 in Hershey, after tallying 1-3-4 for Eastern Conference in 11-8 win over Western Conference...**2009-10:** Had two shots on goal in pro debut with Ottawa 4/1 vs. Carolina (4-3 shootout win)...Earned Hockey East Player of the Year honors...Led U. New Hampshire skaters in points (53) and goals (29)...Finished second in Hockey East in goals and tied for second in points...**2008-09:** Had third-most assists (21), and tied for third in points (30), on U. New Hampshire (H.E.) squad...**2007-08:** Finished fourth on U. New Hampshire (H.E.) team in goals (14)...**Transactions:** Signed AHL contract with Milwaukee 8/10/17...Signed with Zagreb Medvescak (KHL) 8/17/16...Signed with MODO (SweHL) 7/15/15...Traded to Florida by Nashville for T.J. Brennan 6/14/13...Claimed by Nashville off waivers from New Jersey 3/4/13...Signed with New Jersey as free agent 8/9/12...Signed as free agent with Ottawa 3/29/10.



#14




Brandon Crawley, D
 Shoots left. 6-1, 204. Born: Glen Rock, NJ – 2/2/97
 Acquired: Drafted by NY Rangers 4th rd. (123rd ov.) 2017

Year	Team	Lge.	GP	Regular Season					Playoffs				
				G	A	PTS	PIM	GP	G	A	Pts.	PIM	
2014-15	London	OHL	64	3	13	16	86	10	0	3	3	11	
2015-16	London	OHL	62	6	12	18	99	17	0	3	3	18	
2016-17	London	OHL	61	7	20	27	114	14	0	4	4	10	
2017-18	Wolf Pack	AHL	64	2	3	5	99	---	---	---	---	---	
CAREER TOTALS:			AHL:	64	2	3	5	99	---	---	---	---	
			OHL:	187	16	45	61	299	41	0	10	10	39

Career Notes: **2017-18:** Led Wolf Pack team, and AHL rookies, in PIM (99)...Scored his second goal of the season in 4-3 shootout win vs. Springfield 3/28...Injured 2/17 @ Lehigh Valley and missed seven games (returned to action 3/9 @ Charlotte)...Returned to action 12/1 @ Rochester, after missing the previous three games due to illness, and registered his first two pro assists, and his first multiple-point game in the pro ranks, in 5-4 shootout win...Notched his first pro point with a goal 10/22 @ Bridgeport...Made pro debut in season opener 10/6 vs. Charlotte...**2016-17:** Was a team-best +55 for London (OHL), good for second among OHL defensemen and fourth overall in league...Led London skaters, and ranked third overall in OHL in PIM (114)...**2015-16:** Helped London to OHL and Memorial Cup championships (0-1-1, 2 PIM, +2 in four Memorial Cup GP)...Had third-most regular-season points, goals and assists (6-12-18 in 62 GP) among London defensemen...Led London blueliners, and finished third overall on team, in PIM (99)...**Transactions:** Signed NHL contract with NY Rangers 10/2/17.





#74



Sean Day, D

Shoots left. 6-2, 225. Born: Leuven, Belgium – 1/9/98
 Acquired: Drafted by NY Rangers 3rd rd. (81st ov.) 2016

Year	Team	Lge.	Regular Season				Playoffs					
			GP	G	A	PTS	PIM	GP	G	A	Pts.	PIM
2013-14	Mississauga	OHL	60	6	10	16	34	4	0	1	1	4
2014-15	Mississauga	OHL	61	10	26	36	62	--	--	--	--	--
2015-16	Mississauga	OHL	57	6	16	22	27	7	1	2	3	4
2016-17	Mississauga	OHL	5	3	2	5	4	--	--	--	--	--
	Windsor	OHL	58	12	20	32	20	7	0	5	5	0
2017-18	Windsor	OHL	27	4	17	21	8	--	--	--	--	--
	Kingston	OHL	23	1	25	26	4	16	4	10	14	0
CAREER TOTALS:		OHL:	291	42	116	158	159	34	5	18	23	8

Career Notes: 2017-18: Led Kingston (OHL) defenseman in playoff points, goals and assists (4-10-14 in 16 GP), tied for third overall on team in assists, tied for fourth in goals and ranked fifth in points...Topped Kingston defensemen in regular-season points and assists, and tied for goals lead (combined 5-42-47 in 50 GP between Windsor and Kingston)...Ranked fourth overall among Kingston skaters in assists and fifth in points...Acquired by Kingston from Windsor 1/1, along with Gabe Vilardi, in exchange for Cody Morgan and multiple draft picks...**2016-17:** Helped Windsor (OHL) to Memorial Cup championship (0-1-1, 2 PIM, +3 in four Memorial Cup GP)...Led Windsor club in playoff assists (5), and finished tied for second in points (5)...Led Windsor defensemen, and finished tied for fifth overall on team, in goals, and had second-most points among team blueliners (combined 12-20-32 in 63 GP between Windsor and Mississauga)...Finished third on Windsor team in +/-, with a +15...**2015-16:** Tied for Mississauga (OHL) team playoff points lead (3) among defensemen...Had second-most regular-season assists (16) among Mississauga blueliners...**2014-15:** Topped Mississauga (OHL) team defensemen, and finished fourth overall on team, in assists, and had second-most points and goals (10-26-36 in 61 GP) among team blueliners...**2013-14:** Second-Team OHL All-Rookie selection...Second among Mississauga (OHL) defensemen in goals (6), and finished third among team blueliners in points (16)...**Transactions:** Agreed to terms on NHL contract with NY Rangers 3/8/17.






#19


Steven Fogarty, C
 Shoots right. 6-3, 210. Born: Chambersburg, PA – 4/19/93
 Acquired: Drafted in 3rd rd. (72nd ov.) by NY Rangers 2011



Year	Team	Lge.	Regular Season					Playoffs				
			GP	G	A	PTS	PIM	GP	G	A	Pts.	PIM
2010-11	Chicago	USHL	6	2	0	2	2	--	--	--	--	--
2011-12	Penticton	BCHL	60	33	49	82	32	15	4	4	8	12
2012-13	U. Notre Dame	CCHA	41	5	5	10	4	--	--	--	--	--
2013-14	U. Notre Dame	H-East	33	3	8	11	10	--	--	--	--	--
2014-15	U. Notre Dame	H-East	39	9	12	21	6	--	--	--	--	--
2015-16	U. Notre Dame	H-East	37	10	13	23	26	--	--	--	--	--
	Wolf Pack	AHL	3	0	1	1	0	--	--	--	--	--
2016-17	Wolf Pack	AHL	66	7	13	20	21	--	--	--	--	--
2017-18	Wolf Pack	AHL	63	9	11	20	22	--	--	--	--	--
	NY Rangers	NHL	1	0	0	0	2	--	--	--	--	--
CAREER TOTALS:			NHL:	1	0	0	0	2	--	--	--	--
		AHL:	132	16	25	41	43	--	--	--	--	--
		Pro:	133	16	25	41	45	--	--	--	--	--
		CCHA/:	112	22	34	56	42	--	--	--	--	--
		H-East										

Career Notes: **2017-18:** Had team-high, and personal pro-high, five shots on goal in 4-2 win in season finale 4/14 @ Binghamton...Assist in 2-1 overtime victory vs. Binghamton 4/13 was his 20th point of season, equaling his rookie-year total...Returned to Wolf Pack by NY Rangers 4/7, after posting one shot on goal in NHL debut earlier in the day @ Philadelphia...Received first career recall from NY Rangers 4/6...Surpassed his rookie-season goal total with his eighth of the season, and added an assist, in Second-Star performance 2/10 @ Hershey (5-2 victory)...His second SHG of season was first goal in 3-1 win vs. Providence 2/3 (First Star)...Returned to action 1/24 @ Utica, after missing previous five games due to injury...Suited up for his 100th career AHL game 1/7 vs. Utica...His first career pro SHG was first 5-on-3 SHG goal in franchise history, and Wolf Pack's first SHG of season, in 5-3 victory 12/10 vs. Springfield (GWG, Second Star)...Returned to action in 3-2 shootout win vs. Rochester 12/9, after missing previous five games due to injury (injured 11/25 vs. Hershey)...Netted his first GWG of season, with his third goal in four games, in 4-2 win vs. Springfield 11/5...Registered his first two points of the season with two goals, his first multiple-goal game as a pro and the Wolf Pack's first multi-goal game of the season, 10/29 @ Hershey...**2016-17:** Netted first career pro GWG, and added an assist, in First-Star performance vs. Binghamton 2/26 (3-1 win)...Scored for a second time in three games, and added an assist for his first career pro multiple-point game, 1/3 @ Wilkes-Barre/Scranton...Returned to action 12/30 @ Springfield, and scored a goal, after missing previous nine games due to injury (injured 12/4 @ Toronto)...Notched his second shootout winner in two Wolf Pack shootouts on the season 11/20 vs. Providence (First Star in 4-3 victory)...Scored on first career pro shootout attempt 11/16 vs. Springfield, tallying only goal of shootout in 3-2 Wolf Pack win (First Star)...Netted first career pro goal 11/5 @ Providence...**2015-16:** Posted an assist in pro debut for Wolf Pack 4/1 vs. Hershey...Captained Notre Dame (H-East) team for a second straight season...Had fifth-most goals (10) on Notre Dame squad...Struck for 3-1-4 in Notre Dame's regular-season opener 10/16 @ Penn State...**2014-15:** Served as captain of Notre Dame (H-East) squad...Tied for second on team in +/- with a +8...**Transactions:** Signed Amateur Tryout (ATO) agreement with Wolf Pack 3/31/16...Agreed to terms on NHL contract with NY Rangers 3/29/16.





#37



Gabriel Fontaine, C
 Shoots left. 6-1, 201. Born: Montreal, Que. – 4/30/97
 Acquired: Drafted in 6th rd. 171st ov.) by NY Rangers 2016

Year	Team	Lge.	GP	Regular Season				Playoffs				
				G	A	PTS	PIM	GP	G	A	Pts.	PIM
2013-14	Sherbrooke	QMJHL	17	0	1	1	6	--	--	--	--	--
2014-15	Sherbrooke	QMJHL	55	4	15	19	32	6	0	0	0	4
2015-16	Rouyn-Noranda	QMJHL	63	20	25	45	43	20	5	11	16	24
2016-17	Rouyn-Noranda	QMJHL	59	23	29	52	37	13	6	5	11	8
2017-18	Wolf Pack	AHL	68	9	9	18	2	--	--	--	--	--
CAREER TOTALS:												
			AHL:	68	9	9	18	2	--	--	--	--
			QMJHL:	194	47	70	117	39	11	16	27	36

Career Notes: **2017-18:** Named game's Second Star in season finale 4/14 @ Binghamton, after notching 1-1-2 in 4-2 win...Returned to action 2/14 @ Charlotte, and had an assist, after missing previous four games due to injury (injured 2/3 vs. Providence)...Posted an assist 12/23 vs. Bridgeport, extending a point-scoring streak to a personal pro-high three straight games (2-2-4)...His first career pro SHG was first career GWG, in 6-4 victory vs. Providence 12/22...Scored his third goal in three games 12/20 @ Lehigh Valley...Struck for his first career multiple-point game with two goals 12/15 vs. Wilkes-Barre/Scranton (Second Star in 7-3 victory)...Named game's Third Star 11/29, after scoring Wolf Pack's only goal in 3-1 loss vs. Springfield...Notched his first career pro point with a goal in 4-1 win @ Utica 11/18...Had three shots on goal in pro debut in season opener, 10/6 vs. Charlotte...**2016-17:** Tied for second on Rouyn-Noranda (QMJHL) club in playoff goals, (6) and finished fifth on team in postseason points (11)...Scored third-most regular-season goals (23), and tied for fourth-most points (52), among Rouyn-Noranda skaters...**2015-16:** Helped lead Rouyn-Noranda to QMJHL championship and Memorial Cup berth (1-1-2, 8 PIM in five Memorial Cup GP)...**Transactions:** Agreed to terms on NHL contract with NY Rangers 4/10/17.





#26



Tim Gettinger, LW

Shoots left. 6-6, 220. Born: Cleveland, OH – 4/14/98

Acquired: Drafted in 5th rd. (141st ov.) by NY Rangers 2016

Year	Team	Lge.	GP	Regular Season				GP	Playoffs		Pts.	PIM
				G	A	PTS	PIM		G	A		
2014-15	Sault Ste. Marie	OHL	54	10	15	25	13	6	1	1	2	2
2015-16	Sault Ste. Marie	OHL	60	17	22	39	32	12	1	3	4	0
2016-17	Sault Ste. Marie	OHL	62	31	23	54	27	11	4	3	7	0
2016-17	Sault Ste. Marie	OHL	66	33	36	69	53	24	7	15	22	4
CAREER TOTALS:		OHL:	242	91	96	187	125	53	13	22	35	6

Career Notes: **2017-18:** Captained Sault Ste. Marie club to OHL Finals, leading team in playoff +/- (+10) and finishing fourth in points (22) and assists (15)...Third among Sault Ste. Marie skaters in regular-season points (69) and goals (33)...Tied for Sault Ste. Marie team lead in SHG, with five, good for a tie for third in OHL...**2016-17:** Tied for third-most postseason goals (4) on Sault Ste. Marie (OHL) team...Finished third among Sault Ste. Marie skaters in regular-season goals (31), and had fourth-best +/- on team (+26)...**2014-15:** Earned First-Team OHL All-Rookie honors...**Transactions:** Agreed to terms on NHL contract with NY Rangers 3/15/17.





#3



John Gilmour, D

Shoots left. 6-0, 190. Born: Montreal, Que. – 5/17/93

Acquired: Signed with NY Rangers as free agent 8/18/16

Year	Team	Lge.	Regular Season					Playoffs				
			GP	G	A	PTS	PIM	GP	G	A	Pts.	PIM
2012-13	Providence College	H-East	38	4	9	13	35	--	--	--	--	--
2013-14	Providence College	H-East	39	5	13	18	22	--	--	--	--	--
2014-15	Providence College	H-East	30	4	7	11	10	--	--	--	--	--
2015-16	Providence College	H-East	34	9	14	23	18	--	--	--	--	--
2016-17	Wolf Pack	AHL	76	6	19	25	18	--	--	--	--	--
2017-18	Wolf Pack	AHL	44	6	20	26	22	--	--	--	--	--
	NY Rangers	NHL	28	2	3	5	14	--	--	--	--	--
CAREER TOTALS:			NHL:	28	2	3	5	14	--	--	--	--
		AHL:	120	12	39	51	40	--	--	--	--	--
		Pro:	148	14	42	56	54	--	--	--	--	--
		H-East:	141	22	43	65	85	--	--	--	--	--

Career Notes: **2017-18:** Led Wolf Pack defensemen, and tied for third overall on team, in assists (20) and finished second among team blueliners in points (25) and goals (6)...Posted first career NHL assist in 3-2 NY Ranger win @ Edmonton 3/3...Became first rookie defenseman in NY Ranger history to tally an overtime goal 2/28 @ Vancouver...Notched his first career NHL point with a goal, and tied for the game high with five shots, 2/13 @ Minnesota...Had two shots on goal and a +1 in NHL debut 2/9 vs. Calgary...Earned first career NHL recall from NY Rangers 2/9, and remained in NHL for balance of season...Surpassed his rookie-season point and assist totals with helper in 5-4 overtime win 2/7 vs. Bridgeport...Represented Wolf Pack in 2018 All-Star Classic 1/28 & 1/29 in Utica, and won CCM Fastest Skater event in AHL Skills Competition 1/28, with a lap time of 13.663 seconds, the fourth-fastest time in the history of the event...Posted an assist for a third straight game (0-3-3) in 4-0 win vs. Charlotte 1/27...Had primary assist on Cole Schneider's OT-GWG, and put five shots on net, equaling pro career high, in 4-3 win 1/24 @ Utica...Netted GWG in 3-2 victory @ Providence 1/5 (Second Star)...Notched 1-1-2 in First-Star performance 12/20 @ Lehigh Valley (5-4 overtime win), extending a point streak to a pro career-high four games (3-5-8)...Registered an assist and five shots, which equaled a pro career high, 12/16 @ Springfield, in his 100th career pro game, stretching a point-scoring streak to three games (2-4-6), which tied his then-personal pro best...Posted his first multi-goal game as a pro with two scores, including his first career pro GWG, and tied a personal pro high with three points, in First-Star performance 12/15 vs. Wilkes-Barre/Scranton (7-3 win)...Registered his first multiple-point game of the season with two assists 12/10, in 5-3 win vs. Springfield...Stretched a point streak to three straight games (1-2-3), tying a then-personal pro high, with an assist 11/24 @ Bridgeport...Posted an assist for a second straight game, and tied a pro career high with five shots on goal, 11/12 vs. Laval...Netted his first goal of the season in 4-3 win @ Springfield 10/14...**2016-17:** Finished second among Wolf Pack defensemen in points, goals and assists (6-19-25)...One of three Wolf Pack skaters to play in all 76 of team's games...Assisted on Nicklas Jensen's third-period GWG in 4-3 win vs. Springfield 4/7...Earned Third-Star honors 3/31 vs. Hershey (goal in 3-0 victory)...Notched his first three-point game as a pro with a team season-high three assists 2/3 vs. Utica (Third Star in 4-3 victory)...Named game's Second Star 1/11 @ Rochester (two assists in 3-1 win)...Tied personal season high with five shots on goal 12/14 vs. Wilkes-Barre/Scranton...Scored for a second consecutive game for his first time as a pro 12/7 vs. Springfield, extending a point-scoring streak to three games (2-1-3)...Goal 12/4 @ Toronto gave him his first career pro point streak (1-1-2)...Had a game-high, and personal pro high, five shots on net 11/23 vs. Bridgeport...Scored Wolf Pack's first PPG of season in 5-4 overtime win @ Lehigh Valley 10/22...Tallied 1-1-2 in pro debut 10/14 vs. St. John's (Second Star in 6-3 win)...**2015-16:** Notched second-most points (23) and goals (9) among Providence College (HE) defensemen...Finished season fifth among NCAA defensemen in power-play points (16) and tied for fifth in power-play assists (12)...**2014-15:** Helped lead Providence College (HE) to NCAA championship, the first in the program's history...Finished regular-season second among PC defensemen in goals (4)...**2013-14:** Led Providence College (HE) defensemen in points (18) and assists (13), and finished third overall on team in assists...**2012-13:** Had second-most points (13) and goals (4) among Providence College (HE) defensemen...**Drafted:** 7th rd. (198th ov.) by Calgary 2013.



#11



Ryan Gropp, LW
 Shoots left. 6-3, 187. Born: Kamloops, BC – 9/16/96
 Acquired: Drafted in 2nd rd. (41st ov.) by NY Rangers 2015

Year	Team	Lge.	Regular Season					Playoffs				
			GP	G	A	PTS	PIM	GP	G	A	Pts.	PIM
2013-14	Seattle	WHL	59	18	24	42	22	9	1	3	4	0
2014-15	Seattle	WHL	67	30	28	58	44	6	1	7	8	8
2015-16	Seattle	WHL	66	34	36	70	40	11	6	3	9	4
2016-17	Seattle	WHL	66	35	49	84	26	16	7	12	19	6
2017-18	Wolf Pack	AHL	59	14	7	21	14	---	---	---	---	---
CAREER TOTALS:			AHL:	59	14	7	21	14	---	---	---	---
			WHL:	317	131	144	254	146	42	15	25	40

Career Notes: **2017-18:** Finished fifth on Wolf Pack club in goals (14)...Netted GWG, and added an assist, in season finale 4/14 @ Binghamton, earning First-Star honors in 4-2 victory...Second Star 4/13 vs. Binghamton (PPG in 2-1 overtime win)...Returned to lineup 3/30 vs. Wilkes-Barre/Scranton, after missing six games due to injury...Returned to action 3/4 vs. Charlotte, after missing four games due to injury...Tied his season high with a four-game point-scoring streak (2-2-4) 2/3-2/10...Earned Second-Star honors 2/9 @ Syracuse, with goal in regulation and his second shootout winner of the season, in 4-3 victory...Tallied only goal of shootout 1/10 @ Bridgeport, on first career pro shootout attempt (Second Star in 2-1 win)...Returned to action in 3-2 win @ Providence 1/5, after missing previous four games due to injury...Scored for a second straight contest 12/20 @ Lehigh Valley, stretching a point-scoring streak to a new personal pro-high four games (2-2-4)...Scored Wolf Pack's only goal in 2-1 shootout loss @ Springfield 12/16, giving him points in a then-personal pro-best three straight games (1-2-3)...Had his first multiple-point game as a pro with two goals 12/2 @ Toronto, tallying for a second straight game for his first career pro goal-scoring streak (3-0-3)...Scored for a second time in three games 12/1 @ Rochester...Posted his first pro assist 11/24 @ Bridgeport...Scored in pro debut in season opener 10/6 vs. Charlotte...**2016-17:** Helped lead Seattle (WHL) to league playoff title and Memorial Cup berth (0-1-1 in 3 Memorial Cup GP)...Topped Seattle skaters in regular-season points (84) and goals (35)...**2015-16:** Went to WHL Finals with Seattle (lost in five games to Brandon)...Tied for fourth on Seattle club in playoff goals (6)...Top regular-season goal-scorer (34) among Seattle skaters and finished second on team in points (70)...**2014-15:** Led Seattle (WHL) team in playoff assists (7) and tied for team postseason points (8) lead...Topped Seattle squad in regular-season points (58) and goals (30)...**2013-14:** Tied for fifth among WHL rookies in goals (18)...**Transactions:** Signed NHL contract with NY Rangers 12/31/15.





#43



Libor Hajek, D

Shoots left. 6-2, 204. Born: Smrcek, Czech Rep. – 2/4/98

Acquired: Trade with Tampa Bay, along with Vladislav Namestnikov, Brett Howden, a 2018 first-round draft pick and a conditional 2019 draft pick, in exchange for Ryan McDonagh and J.T. Miller, 2/26/18

Year	Team	Lge.	Regular Season					Playoffs					
			GP	G	A	PTS	PIM	GP	G	A	Pts.	PIM	
2015-16	Saskatoon	WHL	69	3	23	26	76	--	--	--	--	--	
2016-17	Saskatoon	WHL	65	4	22	26	81	--	--	--	--	--	
	Syracuse	AHL	8	1	0	1	4	--	--	--	--	--	
2017-18	Saskatoon	WHL	33	8	17	25	26	--	--	--	--	--	
	Regina	WHL	25	4	10	14	4	4	1	0	1	12	
CAREER TOTALS:			AHL:	8	1	0	1	4	--	--	--	--	
			WHL:	192	19	72	91	187	4	1	0	1	12

Career Notes: **2017-18:** Helped lead Regina (WHL) team to Memorial Cup Final (lost 3-0 to Acadie-Bathurst of QMJHL), notching 1-2-3 in five Memorial Cup GP...Tied for second-most goals among Regina defensemen, and had third-most points and assists among team blueliners (a combined 12-27-39 in 58 GP between Saskatoon and Regina)...Skated for Czech Republic (as a teammate of fellow NY Ranger prospect Filip Chytil) in World Junior Championship, leading all tournament defensemen in assists and tying for the lead among blueliners in points (1-7-8 in 7 GP)...**2016-17:** His first pro point was a goal for Syracuse in 6-1 win @ Binghamton 3/29...Had three shots on goal in pro debut for Syracuse 3/24 vs. Wilkes-Barre/Scranton...Ranked third among Saskatoon (WHL) defensemen, and tied for fifth overall on team, in assists (22)...Had second-most points (26) and goals (4) among Saskatoon blueliners...Finished second on Saskatoon club in PIM (81)...**2015-16:** Led Saskatoon (WHL) defensemen in assists (23) and tied for team lead among blueliners in points (26)...Topped Saskatoon blueliners, and finished second overall on team, in PIM (76)...**Drafted:** 2nd rd. (37th ov.) by Tampa Bay 2016.





#31



Brandon Halverson, G

Catches left. 6-4, 210. Born: Traverse City, MI – 3/29/96
 Acquired: Drafted by NY Rangers 2nd rd. (59th ov.) 2014

Year	Team	Lge.	GP	W	L	Regular Season						Playoffs										
						OT	MP	GA	GAA	Svs	Sv %	SHO	GP	W	L	MP	GA	GAA	Svs	Sv. %	SHO	
2013-14	S.S. Marie	OHL	19	12	6	1	1136	56	2.96	527	0.904	2	---	---	---	---	---	---	---	---	---	
2014-15	S.S. Marie	OHL	50	40	5	2	2784	122	2.63	1276	0.913	6	14	10	4	796	39	2.94	327	0.893	1	
2015-16	S.S. Marie	OHL	43	20	17	4	2517	126	3.00	1228	0.907	0	12	5	7	744	40	3.23	379	0.905	0	
2016-17	Wolf Pack	AHL	26	9	16	0	1443	83	3.45	649	0.887	0	---	---	---	---	---	---	---	---	---	
	Greenville	ECHL	9	4	5	0	471	27	3.44	235	0.897	1	---	---	---	---	---	---	---	---	---	
2017-18	Greenville	ECHL	24	8	11	3	1330	83	3.74	766	0.902	0	---	---	---	---	---	---	---	---	---	
	Wolf Pack	AHL	5	1	4	0	299	17	3.42	164	0.906	0	---	---	---	---	---	---	---	---	---	
	NY Rangers	NHL	1	0	0	0	13	1	4.80	5	0.833	0	---	---	---	---	---	---	---	---	---	
CAREER TOTALS:			NHL:	1	0	0	0	13	1	4.80	5	0.833	0	---	---	---	---	---	---	---	---	
			AHL:	31	10	20	0	1742	100	3.45	813	0.890	0	---	---	---	---	---	---	---	---	
			ECHL:	33	12	16	3	1801	110	3.66	1001	0.901	1	---	---	---	---	---	---	---	---	
			Pro:	65	22	36	3	3555	211	3.56	1819	0.896	1	---	---	---	---	---	---	---	---	
			OHL:	147	85	49	7	8351	414	2.97	3915	0.904	9	26	15	11	1540	79	3.08	706	0.899	1

Career Notes: **2017-18:** Reassigned by NY Rangers to Greenville (ECHL) 3/4...Returned to Wolf Pack by NY Rangers 2/17, after making NHL debut earlier that day @ Ottawa (12:33 MP, in relief of Henrik Lundqvist, 1 GA on 6 shots)...Recalled by NY Rangers 2/16...Was victorious in first AHL appearance of the season 2/10, making 31 saves in 5-2 win @ Hershey...Reassigned by NY Rangers to Wolf Pack from Greenville 1/20...**2016-17:** Reassigned by NY Rangers to Wolf Pack from Greenville (ECHL) 3/29, after having been assigned to ECHL 3/8...Third Star in 3-1 Wolf Pack loss vs. Lehigh Valley 3/4 (2 GA on 32 shots)...Faced his first career AHL penalty shot 2/18 @ Lehigh Valley, stopping Chris Conner...Made a then-team season-high 42 saves in First-Star performance 2/17 @ Lehigh Valley (3-2 triumph)...Second Star in his third straight win 2/10 @ Springfield (32 saves in 3-2 victory)...Earned Third-Star honors 1/11 @ Rochester, making 31 saves in 3-1 win...Received first career NHL recall from NY Rangers 12/27, served as Ranger backup that night vs. Ottawa, and was returned to Wolf Pack later that night...Had back-to-back wins for his first time in the AHL after 28-save performance in 5-4 triumph 12/21 @ Syracuse...Third Star in 2-1 shootout win vs. Syracuse 12/16 (26 saves, 2-for-2 in shootout)...Logged his first career AHL win in first career pro shootout 11/16 vs. Springfield (25 saves, 3-for-3 in shootout, in 3-2 victory)...Made AHL debut 11/11 @ Rochester, after being reassigned by NY Rangers to Wolf Pack from Greenville 11/7...Posted a shutout in his first pro win, making 27 saves for Greenville @ Norfolk 10/19 (First Star in 2-0 victory)...Earned Second-Star honors in pro debut for Greenville 10/14 @ Florida (31 saves in 3-2 season-opening loss)...**2015-16:** Posted fifth-best playoff save percentage (90.5) among OHL goalies...Made second consecutive World Junior Championship appearance, helping USA to Bronze Medal by stopping 36 of the 37 shots he faced in two games-played...**2014-15:** Led OHL goaltenders in wins, tied for league lead in shutouts and ranked third in GAA (40-5-2, 2.63, 91.3, 6 SHO in 50 GP)...First NY Ranger draft pick in team history to earn at least 40 wins in a single Junior Hockey season...Earned OHL Goaltender of the Month honors in February (8-1-0, 2.00, 93.3, 2 SHO in 9 GP)...Went to World Junior Championship with Team USA and registered a shutout in his lone tournament appearance, making 14 saves 12/28 in 6-0 win over Germany...**2013-14:** Finished second among OHL rookie netminders in GAA, save percentage and shutouts (12-6-1, 2.96, 90.4, 2 SHO in 19 GP)...**Transactions:** Signed NHL contract with New York Rangers 7/2/15.





#22



Peter Holland, C

Shoots left. 6-2, 193. Born: Toronto, Ont. – 1/14/91

Acquired: Trade with Montreal, in exchange for Adam Cracknell, 11/30/17

Year	Team	Lge.	Regular Season					Playoffs				
			GP	G	A	PTS	PIM	GP	G	A	Pts.	PIM
2007-08	Guelph	OHL	62	8	15	23	31	10	0	1	1	4
2008-09	Guelph	OHL	68	28	39	67	42	4	4	0	4	2
2009-10	Guelph	OHL	59	30	49	79	40	5	3	5	8	12
2010-11	Guelph	OHL	67	37	51	88	57	6	3	6	9	4
	Syracuse	AHL	3	3	3	6	0	--	--	--	--	--
2011-12	Syracuse	AHL	71	23	37	60	59	--	--	--	--	--
	Anaheim	NHL	4	1	0	1	2	--	--	--	--	--
2012-13	Norfolk	AHL	45	19	20	39	68	--	--	--	--	--
	Anaheim	NHL	21	3	2	5	4	--	--	--	--	--
2013-14	Anaheim	NHL	4	1	0	1	2	--	--	--	--	--
	Norfolk	AHL	10	5	4	9	22	--	--	--	--	--
	Toronto	NHL	39	5	5	10	16	--	--	--	--	--
2014-15	Toronto	AHL	14	5	5	10	10	11	7	8	15	6
	Toronto	NHL	62	11	14	25	31	--	--	--	--	--
2015-16	Toronto	NHL	65	9	18	27	28	--	--	--	--	--
	Toronto	NHL	8	0	1	1	4	--	--	--	--	--
2016-17	Arizona	NHL	40	5	6	11	18	--	--	--	--	--
	Laval	AHL	20	8	11	19	19	--	--	--	--	--
	Wolf Pack	AHL	16	5	9	14	21	--	--	--	--	--
2017-18	NY Rangers	NHL	23	1	3	4	7	--	--	--	--	--
	CAREER TOTALS:	NHL:	266	36	49	85	112	--	--	--	--	--
	AHL:	179	68	89	157	199	11	7	8	15	6	
	Pro:	445	104	138	242	311	11	7	8	15	6	
	OHL:	256	103	154	257	170	25	10	12	22	22	

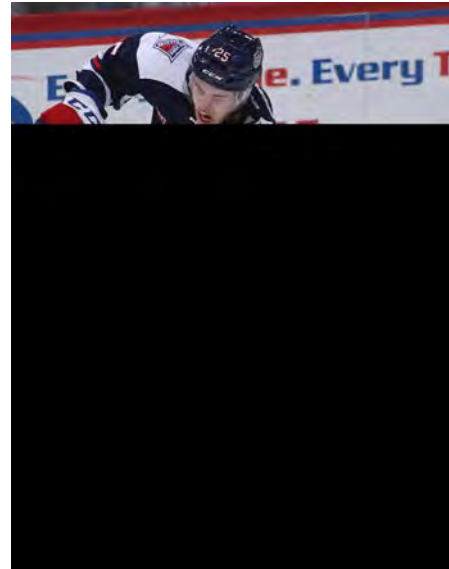
Career Notes: 2017-18: Tied for third on Wolf Pack club in assists, and had fourth-most points on team (combined 13-20-33 in 36 GP, between Wolf Pack and Laval)...Netted his first NY Ranger goal, and added an assist, 2/18 vs. Philadelphia...Had an assist in NY Ranger debut 1/16 vs. Philadelphia (5-1 win)...Recalled by NY Rangers 1/15, and spent balance of season in NHL...Scored for a second straight game (2-0-2) for the Wolf Pack 1/10 @ Bridgeport (SHG, Third Star in 2-1 shootout win), for his first Wolf Pack goal-scoring streak... Suspended by AHL for two games 12/26, as a result of a slashing incident 12/23 vs. Bridgeport...Tied a Wolf Pack season high with three assists, and extended a point-scoring streak to five games (2-6-8), in 7-3 win 12/15 vs. Wilkes-Barre/Scranton...Netted his first two Wolf Pack goals, including his 100th career pro tally, and scored in the shootout, in 3-2 win vs. Rochester 12/9 (First Star)...Notched his first Wolf Pack point with an assist 12/2 @ Toronto...Tallied shootout goal in Wolf Pack debut 12/1 @ Rochester (5-4 win)...Ranked third on Laval club in goals (8), and tied for third in points (19), at the time of his trade to the Ranger organization...Notched 1-1-2 for Laval in 5-4 win 11/15 vs. Utica, in his 400th pro game...Had 3-1-4 in 5-2 Laval victory vs. Syracuse 11/4...Scored two goals for Laval in 6-2 win vs. Belleville 10/7...**2016-17:** Had two assists in Arizona debut 12/13 (4-1 win @ Detroit), after acquisition from Toronto 12/9...**2015-16:** Had three assists 11/17 vs. Colorado...**2014-15:** Tied for fifth on Toronto team in goals (11)...Had four-game point-scoring streak 3/3-3/9 (2-2-4)...Tallied GWG in 3-2 victory @ Florida 3/3...Scored in three straight games (3-2-5) 11/8-11/12...Netted GWG in 3-2 win vs. Chicago 11/1...**2013-14:** Led Toronto (AHL) team in playoff points (15) and goals (7)...Scored goals in each of his first six playoff games (6-3-9) for Toronto (AHL), 5/9-5/26...Had 2-1-3 for Toronto (NHL) 12/14, in 7-3 win vs. Chicago (First Star)...Made Toronto (NHL) debut 11/16 vs. Buffalo, after acquisition from Anaheim earlier in the day...**2012-13:** Scored second-most goals (19) on Norfolk squad, and finished third on team in points (39)...Tallied goals in back-to-back games for Anaheim 3/18 vs. San Jose and 3/20 vs. Chicago...Struck for first pro hat trick 3/1 vs. Charlotte (First Star in 6-2 win) Made NHL season debut 1/25 vs. Vancouver...Had points in each of season's first five games for Norfolk (2-4-6), and nine of ten (5-7-12)...**2011-12:** Finished fourth among AHL rookies in points (60)...Had second-most points (60) and assists (37) among Syracuse skaters...Earned AHL Rookie-of-the-Month honors for March (4-14-18 in 15 GP)...Posted first four-point game as a pro with 2-2-4 in 5-2 Syracuse win vs. Springfield 12/28 (First Star)...First career NHL point was GWG for Anaheim in 4-3 victory vs. Vancouver 11/11...Made NHL debut 11/5 @ Detroit...**2010-11:** First Star in pro debut for Syracuse 4/7 vs. Norfolk (GWG, two assists in 5-3 win)...Had second-most playoff points (9) on Guelph (OHL) team...Finished second on Guelph club in regular-season goals, and third in points and assists (37-51-88 in 67 GP)...**2009-10:** Tied for Guelph (OHL) team lead in postseason goals (3), and had second-most playoff points (8) and assists (5) on squad...Ranked second among Guelph skaters in regular-season points (79) and assists (49)...**2008-09:** Top playoff goal-scorer (4) on Guelph (OHL) team...Had second-most regular-season points (67) and goals (28) on Guelph club...**Transactions:** Signed as free agent by Montreal 7/1/17...Traded by Toronto to Arizona for a 6th-rd. 2018 draft pick, 12/9/16...Acquired by Toronto from Anaheim, along with Brad Staubitz, in exchange for Jesse Blacker, a 2nd-rd. 2014 draft pick and a 7th-rd. 2014 draft pick, 11/16/13...**Drafted:** 1st rd. (15th ov.) by Anaheim 2009.



#25

Dawson Leedahl, LW

Shoots left. 6-1, 197. Born: Saskatoon, Sask. – 3/19/96
 Acquired: Signed as free agent by NY Rangers 5/8/17



Year	Team	Lge.	Regular Season					Playoffs					
			GP	G	A	PTS	PIM	GP	G	A	Pts.	PIM	
2012-13	Everett	WHL	56	3	6	9	34	6	2	1	3	4	
2013-14	Everett	WHL	70	8	24	32	66	5	0	2	2	8	
2014-15	Everett	WHL	52	14	19	33	68	4	0	2	2	11	
2015-16	Everett	WHL	48	12	15	27	78	8	3	2	5	27	
2016-17	Regina	WHL	71	35	54	89	121	23	12	13	25	34	
2017-18	Greenville	ECHL	24	9	12	21	22	--	--	--	--	--	
	Wolf Pack	AHL	38	2	6	8	35	--	--	--	--	--	
CAREER TOTALS:			AHL:	38	2	6	8	35	--	--	--	--	
			ECHL:	24	9	12	21	22	--	--	--	--	
			Pro:	62	11	18	29	57	--	--	--	--	
			WHL:	297	72	118	190	367	46	17	20	37	84

Career Notes: 2017-18: Reassigned by NY Rangers to Wolf Pack from Greenville (ECHL) 3/17...Finished with fourth-best +/- on Greenville club, with a +7 in 24 GP ...Had been reassigned to Greenville 3/2...Had team-high four shots on goal in 1-0 overtime win vs. Wilkes-Barre/Scranton 1/21...Earned an assist for a second straight game 12/22 vs. Providence...Posted an assist 12/15 vs. Wilkes-Barre/Scranton, giving him points in consecutive games (1-1-2) for his first time in the AHL...Netted first career AHL goal 12/10, in 5-3 win vs. Springfield...Notched his first career AHL point with an assist 12/8 @ Rochester...Was +2 in AHL debut 12/1 @ Rochester, in 5-4 shootout win...First reassigned to Wolf Pack from Greenville 11/30...**2016-17:** Helped lead Regina squad to WHL Finals (lost in six games to Seattle), scoring second-most playoff points and goals on team and leading squad in postseason PIM (12-13-25, 34 PIM in 23 GP)...Finished tied for third in WHL in playoff goals and fifth in postseason points...Scored third-most regular-season points (89) on Regina squad and led team in PIM (121)...**2015-16:** Tied for third on Everett (WHL) club in postseason goals, tied for fourth in points and topped team in playoff PIM (3-2-5, 27 PIM in 8 GP)...Led Everett squad in regular-season +/-, with a +16, and PIM (78)...**2014-15:** Posted second-most regular-season PIM (68) among Everett (WHL) skaters...**2013-14:** Tied for Everett (WHL) team playoff PIM (8) lead and ranked second on squad in regular-season PIM (66)...**2012-13:** Tied for third-most playoff goals (2) among Everett (WHL) skaters and tied for fourth on team in postseason points (3)...**Misc.:** Played for former Wolf Pack head coach John Paddock with Regina (WHL).





#5



Ryan Lindgren, D

Shoots left. 6-0, 201. Born: Burnsville, MN – 2/11/98

Acquired: Trade with Boston, along with Ryan Spooner, Matt Beleskey and a 2018 first-round pick, in exchange for Rick Nash, 2/25/18

Year	Team	Lge.	GP	Regular Season				GP	Playoffs			
				G	A	PTS	PIM		G	A	Pts.	PIM
2015-16	USNTDP	USHL	25	4	8	12	16	---	---	---	---	
2016-17	U. of Minnesota	Big-10	32	1	6	7	65	---	---	---	---	
2017-18	U. of Minnesota	Big-10	35	2	7	9	51	---	---	---	---	
	Wolf Pack	AHL	10	2	2	4	23	---	---	---	---	
CAREER TOTALS:			AHL:	10	2	2	4	23	---	---	---	---
			Big-10:	67	3	13	16	116	---	---	---	---

Career Notes: **2017-18:** Put a team-high six shots on net (tied for game high) 3/30 vs. Wilkes-Barre/Scranton...Earned First-Star honors in 4-2 victory @ Hershey 3/25, with GWG and an assist, his first pro points, and five shots on goal...Was even with one shot on goal in pro debut for Wolf Pack 3/24 vs. Hershey...Topped U. Minnesota skaters in PIM (51)...Made second consecutive World Junior Championship appearance, winning Bronze Medal with Team USA (7 GP, 0-1-1, 2 PIM)...**2016-17:** Big-10 All-Freshman Team selection...Led U. Minnesota squad in PIM (65), and had third-most PIM in Big-10...Helped USA team to Gold Medal at World Junior Championship (0-1-1, +4 in 7 GP)...**Transactions:** Signed by Wolf Pack to Amateur Tryout (ATO) agreement 3/22/18, after inking NHL contract with NY Rangers...**Drafted:** 2nd rd. (49th ov.) by Boston 2016...**Misc.:** Younger brother of Montreal Canadiens goaltender Charlie Lindgren.





#2



Marek Mazanec, G
Catches right. 6-4, 202. Born: Ceske Budejovice, Czech Rep. – 7/18/91
Acquired: Signed as free agent by NY Rangers 12/6/17

Year	Team	Lge.	Regular Season											Playoffs								
			GP	W	L	OT	MP	GA	GAA	Svs	Sv %	SHO	GP	W	L	MP	GA	GAA	Svs	Sv. %	SHO	
2009-10	Plzen HC	Czech	1	0	1	0	20	3	9.00	10	0.769	0	---	---	---	---	---	---	---	---	---	
2010-11	Plzen HC	Czech	15	---	---	---	---	---	2.79	---	91.1	---	---	---	---	---	---	---	---	---		
2011-12	Plzen HC	Czech	19	12	7	0	973	48	2.96	433	0.900	1	5	---	---	---	2.15	---	0.919	---		
2012-13	Plzen HC	Czech	21	9	12	0	1255	52	2.49	544	0.913	1	20	---	---	---	2.13	---	0.932	---		
2013-14	Milwaukee	AHL	31	18	10	3	1866	76	2.44	805	0.914	0	3	0	3	178	9	3.03	79	0.898	0	
	Nashville	NHL	25	8	10	4	1370	64	2.80	586	0.902	2	---	---	---	---	---	---	---	---		
2014-15	Milwaukee	AHL	48	18	18	9	2628	121	2.76	1092	0.900	4	---	---	---	---	---	---	---	---		
	Nashville	NHL	2	0	1	0	106	4	2.26	43	0.915	0	---	---	---	---	---	---	---	---		
2015-16	Milwaukee	AHL	39	19	15	5	2349	96	2.45	1001	0.912	4	1	0	1	56	4	4.29	22	0.846	0	
2016-17	Nashville	NHL	4	0	2	0	179	14	4.69	73	0.839	0	---	---	---	---	---	---	---	---		
	Milwaukee	AHL	47	27	17	1	2789	123	2.65	1268	0.912	3	3	0	3	198	10	3.03	96	0.906	0	
2017-18	Bratis. Slov.	KHL	23	4	15	2	1290	73	3.40	652	0.899	0	---	---	---	---	---	---	---	---		
	Wolf Pack	AHL	20	11	6	1	1153	57	2.97	542	0.905	0	---	---	---	---	---	---	---	---		
CAREER TOTALS:			NHL:	31	8	13	4	1655	82	2.97	702	0.895	2	---	---	---	---	---	---	---		
			AHL:	185	93	66	19	10785	473	2.63	4708	0.909	11	7	0	7	432	23	3.19	197	0.895	0
			N. Am. Pro:	216	101	79	23	12440	555	2.68	5410	0.907	13	7	0	7	432	23	3.19	197	0.895	0
			KHL:	23	4	15	2	1290	73	3.4	652	0.9	0	---	---	---	---	---	---	---		

Career Notes: 2017-18: Posted his 100th North American pro win in 3-2 overtime triumph vs. Lehigh Valley 4/7 (20 saves)...Returned to action 3/16 vs. Lehigh Valley (28 saves, 3-for-3 in shootout, in 4-3 win), after missing previous 21 games due to injury...Injured 1/19 vs. Utica...Made North American pro career-high, and then team season-high, 46 saves (and went 3-for-3 in shootout) in First-Star performance @ Bridgeport 1/10 (2-1 win)...Earned First-Star honors 1/5 @ Providence, with 37 saves in 3-2 victory...Was victorious in 200th career North American pro game 12/20 @ Lehigh Valley, making 30 saves in 5-4 overtime win...Was victorious in Wolf Pack debut 12/10, making 17 saves in 5-3 win vs. Springfield...**2016-17:** Tied for fourth among AHL goaltenders in wins (27)...Won five straight decisions 3/14-3/24...Posted four consecutive winning decisions 2/11-2/24...Stopped 18 of the 19 shots he faced in 34:13 of relief for Nashville 12/8 @ Dallas...Made NHL season debut 10/15 @ Chicago (5 GA on 27 shots in 5-3 loss)...**2015-16:** Won five straight decisions 1/23-2/14, a streak bookended by shutouts 1/23 @ Lake Erie (19 saves in 1-0 victory) and 2/14 vs. Iowa (23 stops in 2-0 win)...**2014-15:** Reeled off streak of seven straight winning decisions for Milwaukee, 1/3-2/7...Made first NHL start of season for Nashville 1/30 @ Colorado (2 GA on 27 shots in 3-0 loss)...Made NHL season debut 1/17 @ Detroit, playing 47:00 in relief of Carter Hutton (2 GA on 20 shots)...Won his first five AHL decisions of season, 10/10-10/24...**2013-14:** Earned CCM/AHL Player of the Week honors for week ending 4/13 (3 GP, 3-0-0, 1.00, 96.4)...Won his last four AHL decisions of season, 4/8-4/18, and six of his last seven (3/26-4/18)...Named NHL Rookie of the Month for November (11 GP, 5-4-1, 2.00, .932, 2 SHO)...Registered first career NHL shutout for Nashville 11/19 @ Detroit (27 saves in 2-0 win)...Made 39 saves vs. Chicago 11/16 for first career NHL win (7-2 triumph, first of three straight winning decisions)...Made NHL debut 11/8 @ Winnipeg, logging 51:37 in relief of Carter Hutton (2 GA/24 shots, no decision in 5-0 loss)...Won first five North American pro decisions for Milwaukee, 10/18-11/3...**2012-13:** Won Czech Extraliga championship with Plzen HC...**Transactions:** Signed with Bratislava Slovan (KHL) 8/14/17...Signed NHL contract with Nashville 5/3/13...**Drafted:** 6th rd. (179th ov.) by Nashville 2012.





#81



Ville Meskanen, RW

Shoots right. 6-1, 188. Born: Tampere, Finland – 10/2/95

Acquired: Signed as free agent by NY Rangers 5/3/18

Year	Team	Lge.	GP	Regular Season					Playoffs				
				G	A	PTS	PIM	GP	G	A	Pts.	PIM	
2013-14	Ilves Jr.	SM-liiga Jr.	34	9	5	14	2	5	3	2	5	0	
2014-15	Ilves Jr.	SM-liiga Jr.	35	32	32	62	28	10	3	9	12	0	
	LeKi Lempaala	Mestis	1	0	0	0	0	--	--	--	--	--	
2015-16	Ilves Tampere	SM-liiga	10	3	0	3	0	--	--	--	--	--	
	Ilves Jr.	SM-liiga Jr.	4	2	1	3	2	7	4	3	7	0	
	Ilves Tampere	SM-liiga	39	6	7	13	6	--	--	--	--	--	
2016-17	LeKi Lempaala	Mestis	16	6	4	10	10	--	--	--	--	--	
	Ilves Tampere	SM-liiga	44	9	11	20	4	10	4	3	7	2	
2017-18	Ilves Tampere	SM-liiga	48	24	20	44	4	--	--	--	--	--	
CAREER TOTALS:			SM-liiga:	141	42	38	80	14	10	4	3	7	2
			Mestis:	17	6	4	10	10	--	--	--	--	--

Career Notes: **2017-18:** Led Ilves Tampere (SM-liiga) team, and ranked third in league, in goals (24), and finished tied for second on team in +/- (+3) and third in points (44)...**2016-17:** Topped Ilves Tampere (SM-liiga) skaters in playoff goals (4) and tied for team lead in postseason points (7)...**2015-16:** Won SM-liiga Jr. championship with Ilves Tampere...**2014-15:** Led Ilves Tampere Jr. (SM-liiga Jr.) team, and finished third overall in league, in goals (32).





#33



Chris Nell, G

Catches left. 6-2, 201. Born: Green Bay, WI – 9/2/94

Acquired: Signed with NY Rangers as free agent 3/23/17

Year	Team	Lge.	GP	W	L	T	Regular Season						Playoffs								
							MP	GA	GAA	Svs	Sv %	SHO	GP	W	L	MP	GA	GAA	Svs	Sv. %	SHO
2014-15	Bowl. Grn.	WCHA	13	6	4	2	751	29	2.32	319	0.917	3	---	---	---	---	---	---	---	---	---
2015-16	Bowl. Grn.	WCHA	37	18	11	6	2167	69	1.91	921	0.930	4	---	---	---	---	---	---	---	---	---
2016-17	Bowl. Grn.	WCHA	34	17	14	2	2069	74	2.15	803	0.916	4	---	---	---	---	---	---	---	---	---
	Wolf Pack	AHL	4	1	3	0	239	16	4.02	118	0.881	0	---	---	---	---	---	---	---	---	---
2017-18	Wolf Pack	AHL	18	8	8	0	953	50	3.15	412	0.892	0	---	---	---	---	---	---	---	---	---
	Adirondack	ECHL	5	1	3	0	256	16	3.75	123	0.885	0	---	---	---	---	---	---	---	---	---
	Kansas City	ECHL	4	3	1	0	240	10	2.50	99	0.908	0	---	---	---	---	---	---	---	---	---
	Greenville	ECHL	4	1	3	0	239	12	3.01	160	0.930	1	---	---	---	---	---	---	---	---	---
CAREER TOTALS:	AHL:		22	9	11	0	1192	66	3.32	530	0.889	0	---	---	---	---	---	---	---	---	---
	ECHL:		13	5	7	0	735	38	3.10	382	0.910	1	---	---	---	---	---	---	---	---	---
	Pro:		35	14	18	0	1927	104	3.24	912	0.898	1	---	---	---	---	---	---	---	---	---
	WCHA:		84	41	29	10	4987	172	2.07	2043	0.922	11	---	---	---	---	---	---	---	---	---

Career Notes: **2017-18:** Registered his first pro shutout in Greenville's ECHL season finale 4/7 @ Atlanta, making 49 saves in 4-0 win (First Star)...Reassigned by NY Rangers from Wolf Pack to Greenville 3/27...Earned First-Star honors 3/17 @ Wilkes-Barre/Scranton, after making 30 saves in 4-1 win...Made 21 saves in Third-Star performance 2/24 vs. Providence (2-1 victory)...Third Star in 3-2 shootout win 2/17 @ Lehigh Valley (23 saves, 3-for-3 in shootout), in his first AHL appearance since 12/9...Reassigned by NY Rangers to Wolf Pack from Kansas City (ECHL) 2/9...Was victorious in first three appearances for Kansas City, allowing a total of only five goals on 82 shots...Reassigned from Adirondack (ECHL) to Kansas City 1/5...Reassigned from Wolf Pack to Adirondack 12/11...Earned Third-Star honors 12/9 vs. Rochester, making 28 saves and going 2-for-4 in the shootout in 3-2 triumph...Third Star in 4-1 win @ Utica 11/18 (31 saves)...Won his first three starts of the season, 10/8-10/14...Earned Wolf Pack's first win of the season, with a victory in his first pro shootout, 10/8 vs. Lehigh Valley (28 saves, 3-for-3 in shootout, Second Star in 2-1 victory)...**2016-17:** Posted his first pro win for Wolf Pack 4/7 vs. Springfield, with 27 saves in 4-3 victory...Made pro debut for Wolf Pack 4/1 @ Albany (26 saves in 4-3 loss)...Finished Bowling Green (WCHA) career as program's all-time leader in career GAA (2.07), save percentage (.922) and shutouts (11)...Tied his own school single-season record with four shutouts...Posted three consecutive shutouts, 2/11 vs. Mercyhurst (22 saves in 3-0 win) and 2/24 (33 stops in 7-0 victory) and 2/25 (38 saves in 2-0 triumph) vs. U. Alabama-Huntsville, as part of Bowling Green-record shutout streak of 207:31...**2015-16:** Earned First-Team WCHA All-Star honors...Led WCHA goaltenders in save percentage (93.0) and finished third in GAA (1.91), setting school single-season records in both categories...His total of four shutouts on the season was also a Bowling Green school all-time best...**2014-15:** Led Bowling Green (WCHA) goaltenders with three shutouts...Blanked U. Alabama-Huntsville in first career college start 10/17 (20 saves in 5-0 win)...**Transactions:** Signed Amateur Tryout (ATO) Agreement with Wolf Pack 3/28/17.





#24




Cristoval "Boo" Nieves, C

Shoots left. 6-3, 210. Born: Syracuse, NY – 1/23/94

Acquired: Drafted by NY Rangers 2nd rd. (59th ov.) 2012

Year	Team	Lge.	Regular Season					Playoffs				
			GP	G	A	PTS	PIM	GP	G	A	Pts.	PIM
2012-13	U. of Michigan	CCHA	40	8	21	29	18	---	---	---	---	---
2013-14	U. of Michigan	Big-10	34	3	19	22	18	---	---	---	---	---
2014-15	U. of Michigan	Big-10	35	7	21	28	18	---	---	---	---	---
2015-16	U. of Michigan	Big-10	35	10	21	31	18	---	---	---	---	---
	Wolf Pack	AHL	8	2	3	5	0	---	---	---	---	---
2016-17	NY Rangers	NHL	1	0	0	0	0	---	---	---	---	---
	Wolf Pack	AHL	40	6	12	18	10	---	---	---	---	---
2017-18	Wolf Pack	AHL	40	8	13	21	12	---	---	---	---	---
	NY Rangers	NHL	28	1	8	9	12	---	---	---	---	---
CAREER TOTALS:			NHL:	29	1	8	9	12	---	---	---	---
			AHL:	88	16	28	44	22	---	---	---	---
			Pro:	117	17	36	53	34	---	---	---	---
			CCHA:	112	22	64	86	54	---	---	---	---
			Big-10						---	---	---	---

Career Notes: 2017-18: Netted PP-GWG vs. Providence 2/24 (First Star in 2-1 victory), in his 100th pro game...Returned to Wolf Pack by NY Rangers 1/14...Had assists in three straight games (0-3-3) for NY Rangers 12/29-1/3, a personal best for longest NHL point-scoring streak...Had first career NHL point-scoring streak (1-1-2) 12/1-12/5, including first NHL goal 12/5 @ Pittsburgh...Notched first career NHL points with three assists in NHL season debut 10/26 vs. Arizona, after being recalled by NY Rangers 10/24...Scored for a second straight AHL game 10/14 @ Springfield (Second Star in 4-3 win), for his first career pro goal-scoring streak (2-1-3)...Posted his first points of the season with 1-1-2 (GWG) in First-Star performance 10/13 vs. Toronto (First Star)...**2016-17:** Missed last 12 games of season due to injury...Returned to action, and scored a goal, 3/18 @ Hershey, after missing previous 19 games due to injury (injured 1/25 vs. Hershey)...Struck for his first multiple-goal game of the season with two tallies, including his first pro SHG, 1/20 vs. Toronto...Returned to action 1/11 @ Rochester, and had an assist in 3-1 win, after missing previous four games due to injury...Scored his second goal of the season, and second GWG, in 3-2 win @ Toronto 12/3...Returned to Wolf Pack by NY Rangers 11/17, after making NHL debut 11/15 @ Vancouver...Recalled by NY Rangers 11/14...Netted first career pro GWG, and added an assist, in Wolf Pack's season-opening 6-3 win vs. St. John's 10/14...**2015-16:** Posted a point for a fourth straight game 4/9 vs. Springfield, with an assist in 6-2 Wolf Pack win...Scored his first two pro goals, for his first pro multiple-point game, in Second-Star performance 4/8 @ Springfield (7-3 win)...Posted an assist for a second time in two pro games 4/2 vs. Portland...Notched primary assist on Chris Brown's GWG in pro debut 4/1 vs. Hershey...Helped U. Michigan to a Big 10 championship...Had fifth-most assists (21) on U. Michigan squad...**2014-15:** Had fourth-most assists (21) on U. Michigan (Big-10) team and finished fifth on squad in points (28)...**2013-14:** Finished second on U. Michigan (Big-10) team in assists (19)...**2012-13:** Topped U. Michigan (CCHA) squad in assists (21)...Tied for third on team in points (29), tying for the lead among freshmen...**Transactions:** Signed Amateur Tryout (ATO) agreement with Wolf Pack 3/31/16...Agreed to terms on NHL contract with NY Rangers 3/28/16.





#92



Shawn O'Donnell, RW
 Shoots right. 6-1, 192. Born: Halifax, N.S. – 5/28/88
 Acquired: Signed AHL contract with Wolf Pack 9/26/18

Year	Team	Lge.	GP	Regular Season				PIM	GP	Playoffs			
				G	A	PTS	PIM			G	A	Pts.	PIM
2009-10	St. Mary's Univ.	AUS	27	2	7	9	14	---	---	---	---	---	
2010-11	St. Mary's Univ.	AUS	28	4	8	12	14	---	---	---	---	---	
2011-12	St. Mary's Univ.	AUS	20	4	11	15	22	---	---	---	---	---	
2012-13	St. Mary's Univ.	AUS	28	14	12	26	34	---	---	---	---	---	
	Florida	ECHL	5	1	3	4	2	12	0	2	2	17	
2013-14	Wolf Pack	AHL	57	3	7	10	85	---	---	---	---	---	
2014-15	Wolf Pack	AHL	42	3	3	6	69	13	0	2	2	12	
	Greenville	ECHL	12	3	5	8	19	---	---	---	---	---	
2015-16	Wolf Pack	AHL	29	1	1	2	54	---	---	---	---	---	
2016-17	Cincinnati	ECHL	47	14	28	42	37	---	---	---	---	---	
	Milwaukee	AHL	6	0	0	0	12	---	---	---	---	---	
2017-18	Cincinnati	ECHL	46	19	25	44	26	5	2	2	4	4	
	Wolf Pack	AHL	1	0	0	0	0	---	---	---	---	---	
CAREER TOTALS:			AHL:	135	7	11	18	220	13	0	2	2	12
	Wolf Pack:	129	7	11	18	208	13	0	2	2	12		
	ECHL:	110	37	61	98	84	17	2	4	6	21		
	Pro:	245	44	72	116	304	30	2	6	8	33		
	AUS:	103	24	38	62	84	---	---	---	---	---		

Career Notes: **2017-18:** Tied for second on Cincinnati (ECHL) club in playoff goals (2) and tied for fourth in postseason points (4)...Tied for fourth-most regular-season goals (19) among Cincinnati skaters...Released from Professional Tryout (PTO) agreement by Wolf Pack 3/2, after missing previous 16 games due to injury...Injured in Wolf Pack season debut in 3-2 overtime win vs. Utica 1/19, after signing PTO 1/18...**2016-17:** Notched third-most points (42) and assists (28) on Cincinnati (ECHL) club...Signed PTO with Milwaukee 1/3, released 1/31...**2015-16:** Returned to Wolf Pack action 2/5 @ Portland, after missing the previous 15 games due to injury (injured 12/26 @ Binghamton)...Notched his first point of the season with a goal 10/24 @ Hershey...Made season debut in 4-3 overtime win vs. Providence 10/14...**2014-15:** Tied for third-most playoff PIM (12) on Wolf Pack club...Notched his first career AHL playoff points with two assists 5/8, in Game Two @ Hershey...Made AHL playoff debut in Game Three of first round, 4/26 @ Providence...Fourth among Wolf Pack skaters in regular-season PIM (69)...Posted his first career AHL multiple-point game, and earned First-Star honors, 12/27 vs. Portland, with 1-1-2 in 3-1 victory...Registered his first Wolf Pack point of the season with an assist on Dallas Jackson's GWG 12/7 vs. Binghamton (4-1 win)...Recalled by Wolf Pack from loan to Greenville (ECHL) 12/6...Was +5 with 26 shots on goal in 12 games with Greenville...Had been assigned to Road Warriors 11/6...**2013-14:** Tied for fifth on Wolf Pack club in PIM (85)...Assisted on Ryan Bourque's GWG in 4-3 win vs. Albany 3/8...Returned to action 2/7 @ Norfolk, after missing previous 13 games due to injury...Had first pro penalty-shot attempt 12/13 vs. Adirondack (stopped by Cal Heeter)...Netted first career AHL goal vs. Providence 11/8...Assisted on Andrew Yogan's third-period GWG 10/26 @ Hershey (4-3 victory)...Notched first career AHL point with an assist in 3-2 win @ Portland 10/19...Made AHL debut for Wolf Pack 10/11 vs. Adirondack...**2012-13:** First pro goal was game-winner for Florida (ECHL) in 5-1 victory vs. Orlando 3/29 (1-1-2, Second Star)...Signed amateur tryout agreement with Florida (ECHL) 3/22...Scored second-most goals on St. Mary's (AUS) squad and finished fourth on team in points (14-12-26 in 28 GP)...**2009-10:** Won CIS University Cup with St. Mary's...**Transactions:** Signed ECHL contract with Cincinnati 9/21/16...Re-signed by Wolf Pack 7/28/15...Signed AHL contract with Wolf Pack 7/22/14...Signed Professional Tryout (PTO) agreement with Wolf Pack 10/3/13.



#44




Rob O'Gara, D

Shoots left. 6-4, 214. Born: Massapequa, NY – 7/6/93

Acquired: Trade with Boston, along with a third-round 2018 draft pick, in exchange for Nick Holden 2/20/18

Year	Team	Lge.	Regular Season						Playoffs				
			GP	G	A	PTS	PIM	GP	G	A	Pts.	PIM	
2012-13	Yale University	ECAC	37	0	7	7	32	--	--	--	--	--	
2013-14	Yale University	ECAC	33	4	7	11	30	--	--	--	--	--	
2014-15	Yale University	ECAC	33	6	15	21	31	--	--	--	--	--	
2015-16	Yale University	ECAC	30	4	8	12	41	--	--	--	--	--	
	Providence	AHL	5	1	0	1	4	--	--	--	--	--	
2016-17	Boston	NHL	3	0	0	0	0	--	--	--	--	--	
	Providence	AHL	59	4	9	13	30	3	0	0	0	4	
2017-18	Boston	NHL	8	0	0	0	0	--	--	--	--	--	
	Providence	AHL	43	2	6	8	16	--	--	--	--	--	
	NY Rangers	NHL	22	0	3	3	6	--	--	--	--	--	
CAREER TOTALS:			NHL:	33	0	3	3	6	--	--	--	--	--
		AHL:	107	7	15	22	50	3	0	0	0	4	
		Pro:	140	7	18	25	56	3	0	0	0	4	
		ECAC:	133	14	37	51	134	--	--	--	--	--	

Career Notes: **2017-18:** Posted his first career NHL point with an assist for NY Rangers 3/8 @ Tampa Bay...Had one shot on goal in NY Ranger debut 2/22 @ Montreal, after acquisition from Boston 2/20...Was tied for second-most goals (2) among Providence defensemen at the time of his being acquired by NY Rangers...**2016-17:** Was +11 in 59 GP with Providence, good for third-best among team defensemen and a tie for fifth overall on team...Had assists in three straight games (0-3-3), 1/28-2/7...Was even with one shot on goal in NHL debut for Boston in season opener 10/13 @ Columbus...**2015-16:** Named game's First Star in 3-1 Providence win vs. Springfield 4/13, after scoring game's first goal with his first pro point...Had one shot on goal in pro debut for Providence 4/2 vs. Hershey...Named ECAC's Best Defensive Defenseman for a second straight season...Earned ECAC First-Team All-Star, First-Team All-Ivy League and All-New England First All-Star team honors...Tied for Yale (ECAC) team lead among defensemen in points (12) and goals (4), and tied for second among blueliners, and fifth overall on team, in assists (8)...Led Yale squad in PIM (41)...**2014-15:** Led Yale (ECAC) defensemen in points, goals and assists (6-15-21 in 33 GP)...Led all Yale skaters in assists and tied for second on team in points and +/- (+15)...Tied for league lead in goals, and fourth in points, among ECAC blueliners...Recognized as ECAC's Best Defensive Defenseman...Named a First-Team ECAC All-Star, and earned First-Team All-Ivy League and All-New England First All-Star team honors...**2013-14:** All-Ivy League Second Team, and ECAC Hockey All-Academic Team, selection...Led Yale (ECAC) defensemen, and finished second overall on team, in PIM (30)...**2012-13:** Won NCAA championship with Yale (ECAC), going +4 with an assist in 4-0 Frozen Four title game win vs. Quinnipiac 4/13...Tied for third among Yale defensemen in assists (7)...**Drafted:** 5th rd. (151st ov.) by Boston 2011, out of Milton Academy.



#59



Vince Pedrie, D
 Shoots left. 6-0, 190. Born: Rochester, MN – 1/17/94
 Acquired: Signed with NY Rangers as free agent 3/28/17

Year	Team	Lge.	GP	Regular Season				GP	Playoffs		
				G	A	PTS	PIM		G	A	Pts.
2015-16	Penn. St. U.	Big-10	32	8	14	22	32	---	---	---	---
2016-17	Penn. St. U.	Big-10	39	8	22	30	24	---	---	---	---
	Wolf Pack	AHL	9	0	5	5	8	---	---	---	---
2017-18	Wolf Pack	AHL	58	3	11	14	43	---	---	---	---
CAREER TOTALS:			AHL:	67	3	16	19	51	---	---	---
			Big-10:	71	16	36	52	56	---	---	---

Career Notes: **2017-18:** Had an assist and a game-high, and personal pro-high, six shots 4/6 @ Providence...Put a team-high five shots on net in 4-3 shootout win vs. Springfield 3/28...Had two assists in 5-2 victory @ Hershey 2/10...Named game's Third Star 2/3 vs. Providence, after posting a +3 in 3-1 win...Scored first career pro GWG with OT winner 1/21 vs. Wilkes-Barre/Scranton (First Star in 1-0 victory)...Earned First-Star honors in 5-4 shootout win @ Rochester 12/1, with 1-1-2 and five shots...Had an assist for a third straight game (0-3-3) 11/26 @ Springfield, a personal pro best for longest assist and point streak...Tallied his first career pro goal 10/22 @ Bridgeport, giving him points in back-to-back games (1-1-2) for his first time as a pro...Posted his first point of the season with an assist 10/21 @ Wilkes-Barre/Scranton...Had four shots on goal in season debut 10/20 vs. Belleville, after missing season's first four games due to injury...**2016-17:** Registered his first two pro points, with a pair of assists, in Third-Star performance 4/7 vs. Springfield (4-3 victory)...Had four shots on goal (tied for game high) in pro debut 3/31 vs. Hershey (3-0 win)...Helped Penn St. to Big-10 championship, earning First-Team All-Star honors...Set Penn St. record for points in a season by a defenseman...Led Penn St. blueliners in points, goals and assists, and finished fourth overall on team in assists (8-22-30 in 39 GP)...Had second-best +/- on Penn St. squad, with a +27...**2015-16:** Big-10 All-Rookie, and Second-Team All-Star, selection...Tied for team lead in goals (8) among Penn St. defensemen, and finished second among team blueliners in points (22)...**Transactions:** Signed Amateur Tryout (ATO) Agreement with Wolf Pack 3/28/17.






#7



Ty Ronning, RW
 Shoots right. 5-9, 178. Born: Scottsdale, AZ – 10/20/97
 Acquired: Drafted by NY Rangers 7th rd. (201st ov.) 2016

Year	Team	Lge.	GP	Regular Season				Playoffs				
				G	A	PTS	PIM	GP	G	A	Pts.	PIM
2013-14	Vancouver	WHL	56	9	11	20	4	2	0	0	0	0
2014-15	Vancouver	WHL	24	1	1	2	8	---	---	---	---	---
2015-16	Vancouver	WHL	67	31	28	59	18	---	---	---	---	---
2016-17	Vancouver	WHL	68	25	28	53	35	---	---	---	---	---
	Wolf Pack	AHL	12	2	3	5	6	---	---	---	---	---
2017-18	Vancouver	WHL	70	61	23	84	47	7	1	6	7	2
	Wolf Pack	AHL	3	0	0	0	2	---	---	---	---	---
CAREER TOTALS:		AHL:	15	2	3	5	8	---	---	---	---	---
		WHL:	285	127	91	218	112	9	1	6	7	2

Career Notes: **2017-18:** Put five shots on net (tied for game high) in 2-1 overtime win vs. Binghamton 4/13...Had three shots on goal in pro season debut with Wolf Pack 4/8/ vs. Springfield, after signing ATO 4/7...Set Vancouver (WHL) franchise single-season goals record, with 61, good for second in WHL, and also led Vancouver skaters in points (84)...Earned WHL Humanitarian of the Year, and West Second-Team All-Star, honors...Had 11-game goal-scoring streak (14-5-19), 10/28-11/22...**2016-17:** Had two assists 4/12 @ Albany, for his first multiple-point game as a pro...Tallied his first pro goal, and tied for game high with five shots, in 4-3 win vs. Bridgeport 3/25, giving him points in both of his first two pro games (1-1-2)...Had an assist in pro debut for Wolf Pack 3/24 vs. Providence...Top point (53) and goal-scorer (25) on Vancouver (WHL) squad...**2015-16:** Led Vancouver (WHL) club in points (59), goals (31), PPG (8) and GWG (5)...**Transactions:** Signed Amateur Tryout (ATO) agreement with Wolf Pack 4/7/18...Signed ATO with Wolf Pack 3/22/17...**Personal:** Father Cliff Ronning played 1,137 career NHL games from 1986-87 through 2003-04, with St. Louis, Vancouver, Phoenix, Nashville, Los Angeles, Minnesota and NY Islanders.





#70



Shawn St. Amant, RW

Shoots right. 6-0, 190. Born: LeGardeur, Que. – 11/18/96
 Acquired: Signed AHL contract with Wolf Pack 10/1/18

Year	Team	Lge.	Regular Season					Playoffs					
			GP	G	A	PTS	PIM	GP	G	A	Pts.	PIM	
2013-14	Val d'Or	QMJHL	66	10	10	20	10	23	2	1	3	13	
2014-15	Val d'Or	QMJHL	68	13	23	36	19	17	5	4	9	14	
2015-16	Val d'Or	QMJHL	60	23	34	57	38	6	1	1	2	4	
2016-17	San Antonio	AHL	28	3	5	8	12	--	--	--	--	--	
	Colorado	ECHL	35	13	15	28	10	18	5	10	15	10	
2017-18	San Antonio	AHL	34	4	0	4	16	--	--	--	--	--	
	Colorado	ECHL	11	2	6	8	8	18	3	4	7	14	
CAREER TOTALS:			AHL:	62	7	5	12	28	---	---	---	---	
			ECHL:	46	15	21	36	18	36	8	14	22	24
			Pro:	108	22	26	48	46	36	8	14	22	24
			QMJHL:	194	46	67	113	67	46	8	6	14	31

Career Notes: **2017-18:** Helped Colorado (ECHL) to second straight league title...**2016-17:** Won ECHL championship with Colorado, finishing fifth on team in playoff assists (10) and tied for fifth in points (15)...**2015-16:** Awarded Guy Carbonneau Trophy (QMJHL Best Defensive Forward)...Was +46 on the season, tops on Val d'Or (QMJHL) team...Had fifth-most assists, and tied for fifth in points and goals (23-34-57 in 60 GP), among Val d'Or skaters...**2014-15:** Tied for fourth on Val d'Or (QMJHL) club in playoff goals (5)...**2013-14:** Won QMJHL playoff title, and went to Memorial Cup, with Val d'Or (1-1-2 in four Memorial Cup GP)...**Transactions:** Signed AHL contract with San Antonio 8/9/16.





#10



Cole Schneider, LW
 Shoots left. 6-2, 199. Born: Williamsville, NY – 8/26/90
 Acquired: Signed as free agent by NY Rangers 7/1/17

Year	Team	Lge.	Regular Season					Playoffs				
			GP	G	A	PTS	PIM	GP	G	A	Pts.	PIM
2010-11	UConn	AHA	37	13	20	33	30	---	---	---	---	---
2011-12	UConn	AHA	38	23	22	45	35	---	---	---	---	---
	Binghamton	AHL	11	0	2	2	0	---	---	---	---	---
2012-13	Binghamton	AHL	60	17	18	35	37	3	0	0	0	0
2013-14	Binghamton	AHL	69	20	34	54	22	4	0	2	2	0
2014-15	Binghamton	AHL	69	29	29	58	14	---	---	---	---	---
2015-16	Binghamton	AHL	54	17	25	42	32	---	---	---	---	---
	Rochester	AHL	19	4	10	14	21	---	---	---	---	---
	Buffalo	NHL	2	0	0	0	0	---	---	---	---	---
2016-17	Rochester	AHL	71	24	39	63	45	---	---	---	---	---
	Buffalo	NHL	4	0	1	1	0	---	---	---	---	---
2017-18	Wolf Pack	AHL	76	16	34	50	33	---	---	---	---	---
CAREER TOTALS:												
		NHL:	6	0	1	1	0	---	---	---	---	---
		AHL:	429	127	191	318	204	7	0	2	2	0
		Pro:	435	127	192	319	204	7	0	2	2	0
		AHA:	75	36	42	78	65	---	---	---	---	---

Career Notes: **2017-18:** Led Wolf Pack club in points (50) and assists (34), and was only Wolf Pack player to suit up for all 76 of team's games...Tied for second-most goals (16), and had second-most shots (172), on Wolf Pack team...Netted his second OT goal of season 4/13 vs. Binghamton (First Star in 2-1 victory)...Extended a point-scoring streak to seven games (2-8-10), tying his own team season high, with an assist 3/30 vs. Wilkes-Barre/Scranton...Surpassed the 300-point mark for his AHL career 2/23 vs. Hershey, tallying 1-1-2 in Second-Star performance...Skated in 400th career AHL game 2/2 @ Providence...Netted two goals, including OT-GWG, and had personal season-high seven shots on goal, in 4-3 win 1/24 @ Utica (First Star)...Had primary assist on Vince Pedrie's OT-GWG in 1-0 win vs. Wilkes-Barre/Scranton 1/21...Awarded Wolf Pack's first penalty shot of season 1/6 vs. Syracuse (stopped by Connor Ingram)...Registered his first multiple-goal game in a Wolf Pack uniform with two tallies 12/8 @ Providence (Second Star in 4-3 shootout loss)...Netted GWG and an assist in 5-4 win @ Lehigh Valley 10/28, earning First-Star honors and stretching a point-scoring streak to seven games (3-5-8)...Scored Wolf Pack's first goal of season 54 seconds into Wolf Pack debut, 10/6 vs. Charlotte...**2016-17:** Led Rochester club in points (63), assists (39) and +/- (+9), and tied for fourth on team in PIM (45)...Equaled a pro career high with a seven-game point-scoring streak (3-6-9) 3/24-4/5...Skated for North Division in 2017 AHL All-Star Classic 1/29 & 1/30, scoring one goal in All-Star Challenge...Struck for 2-2-4 @ Utica 12/31 (6-3 victory)...Notched three assists in 5-2 win 12/14 vs. Toronto...Tallied his first career NHL point with an assist for Buffalo in NHL season debut 11/9 vs. Ottawa...Strung together pro career-high four-game goal-scoring streak (4-3-7) 10/29-11/6...Had 2-2-4 in Rochester's season-opening 5-4 win vs. Hershey 10/14...**2015-16:** Topped Rochester skaters in points and assists, and tied for fifth in PIM (combined 21-35-56, 53 PIM in 73 GP between Rochester and Binghamton)...Finished second in AHL with 217 shots on goal...Made NHL debut for Buffalo 4/8 vs. Columbus...Notched his 200th pro point with an assist for Rochester 3/25 vs. St. John's...Had three assists 3/4, in Rochester debut (7-3 win vs. Springfield)...Registered 100th assist of his pro career in 4-0 Binghamton win @ Rochester 1/15...**2014-15:** Led Binghamton club, and tied for fifth overall in AHL, in goals (29), and had third-most points (58) on team...Tallied first career pro hat trick, and added an assist, in 6-3 victory vs. Albany 4/10...Set then-personal pro best with three-game goal-scoring streak (3-0-3) 12/5-12/7...**2013-14:** Posted first career pro playoff points with two assists 4/26, in 4-3 OT win vs. Wilkes-Barre/Scranton, in Game Two of first-round series...Finished third on Binghamton team in points (54)...Scored three SHG, tied for second-most in AHL...Notched first three-assist game as a pro 1/4 vs. Syracuse...Had seven-game point-scoring streak (5-6-11) 12/7-12/27...Had first career four-point game as a pro (2-2-4) in 4-1 win vs. Hershey 12/26...**2012-13:** Made pro playoff debut 4/27, in Game One of first-round series vs. Wilkes-Barre/Scranton...Finished third on Binghamton squad in goals (17) and tied for third in points (35)...Posted his first three-point game as a pro 3/22 vs. Albany, with 2-1-3 in 5-2 win...Netted first two pro goals in 6-1 victory vs. Bridgeport 11/24...**2011-12:** Notched first pro point with an assist for Binghamton 4/1 @ Hershey...Made pro debut for Binghamton 3/21 vs. Bridgeport...AHA First-Team All-Star selection...Set U+A1209Conn Division I single-season records for points, goals and assists (23-22-45 in 38 GP)...**2010-11:** Earned AHA All-Rookie honors with UConn, leading team in points (33) and assists (20) and setting school Division I mark for points by a freshman...**Transactions:** Acquired by Buffalo from Ottawa, along with Michael Sdao, Eric O'Dell and Alex Guptill, in exchange for Jason Akeson, Phil Varone and Jerome Leduc, 2/27/16...Signed as free agent by Ottawa 3/14/12.



#1



Dustin Tokarski, G
Catches left. 6-0, 198. Born: Watson, Sask. – 9/16/89
Acquired: Signed with NY Rangers as free agent 8/20/18

Year	Team	Lge.	Regular Season										Playoffs									
			GP	W	L	T	MP	GA	GAA	Svs	Sv %	SHO	GP	W	L	T	MP	GA	GAA	Svs	Sv. %	SHO
2006-07	Spokane	WHL	30	13	12	1	1674	78	2.80	726	0.903	2	6	2	4	364	17	2.80	155	0.901	0	
2007-08	Spokane	WHL	45	30	10	3	2543	87	2.05	1034	0.922	6	21	16	5	1352	31	1.38	524	0.944	3	
2008-09	Spokane	WHL	54	34	18	2	3264	107	1.97	1581	0.937	7	12	7	5	812	23	1.70	409	0.947	1	
2009-10	Norfolk	AHL	55	27	25	3	3319	139	2.51	1493	0.915	4	---	---	---	---	---	---	---	---	---	
	Tampa Bay	NHL	2	0	0	0	44	3	4.06	13	0.813	0	---	---	---	---	---	---	---	---	---	
2010-11	Norfolk	AHL	46	21	20	4	2691	119	2.65	1088	0.901	2	6	2	4	356	13	2.19	157	0.924	1	
2011-12	Norfolk	AHL	45	32	11	0	2583	96	2.23	1013	0.913	5	14	12	2	866	21	1.46	352	0.944	3	
	Tampa Bay	NHL	5	1	3	1	244	14	3.45	102	0.879	0	---	---	---	---	---	---	---	---	---	
2012-13	Syracuse	AHL	33	18	8	4	1881	77	2.46	694	0.900	3	---	---	---	---	---	---	---	---	---	
	Hamilton	AHL	15	6	8	0	836	31	2.22	391	0.927	3	---	---	---	---	---	---	---	---	---	
2013-14	Montreal	NHL	3	2	0	0	163	5	1.84	88	0.946	1	5	2	3	300	13	2.60	142	0.916	0	
	Hamilton	AHL	41	20	16	3	2375	94	2.38	1064	0.919	1	---	---	---	---	---	---	---	---	---	
2014-15	Montreal	NHL	17	6	6	4	1005	46	2.75	463	0.910	0	---	---	---	---	---	---	---	---	---	
	Hamilton	AHL	2	1	1	0	119	5	2.52	57	0.919	0	---	---	---	---	---	---	---	---	---	
2015-16	St. John's	AHL	10	3	3	4	613	29	2.84	288	0.909	0	---	---	---	---	---	---	---	---	---	
	Montreal	NHL	6	1	3	0	226	12	3.18	86	0.878	0	---	---	---	---	---	---	---	---	---	
	San Diego	AHL	2	1	1	0	102	4	2.35	46	0.920	0	---	---	---	---	---	---	---	---	---	
2016-17	San Diego	AHL	27	17	8	1	1578	77	2.93	675	0.898	1	2	0	0	30	0	0.00	14	1.000	0	
	Anaheim	NHL	1	0	0	0	10	0	0.00	5	1.000	0	---	---	---	---	---	---	---	---	---	
2017-18	Lehigh Valley	AHL	39	20	8	7	2127	94	2.65	1012	0.915	5	3	1	1	129	9	4.20	55	0.859	0	
CAREER TOTALS:	NHL:		34	10	12	5	1692	80	2.84	757	0.904	1	5	2	3	300	13	2.60	142	0.916	0	
	AHL:		315	166	109	26	18224	765	2.52	7821	0.911	24	25	15	7	1380	43	1.87	578	0.931	4	
	Pro:		349	176	121	31	19916	845	2.55	8578	0.910	25	30	17	10	1681	56	2.00	720	0.928	4	
	WHL:		129	77	40	6	7481	272	2.18	3341	0.925	15	39	25	14	2528	71	1.46	1088	0.944	4	

Career Notes: **2017-18:** Tied for third in AHL in shutouts...Had four of his five shutouts over his last 14 appearances of the season...**2016-17:** Won seven straight decisions for San Diego 2/12-3/22 and six straight from 1/11-12/2...**2013-14:** Earned Third-Star honors in Montreal's 1-0 Game Six loss @ NY Rangers in Eastern Conference Finals 5/29 (31 saves)...Played last five games of Montreal's Conference Final vs. NY Rangers, in place of injured Carey Price...Played in AHL All-Star Game 2/12 in St. John's, helping AHL All-Stars to 7-2 win over Farjestads BK (2 GA on 22 shots in 31:32 of work)...Won six straight starts for Hamilton, 12/26-1/12...**2012-13:** Tied for second in AHL in shutouts, with a combined six between Syracuse and Hamilton...Had back-to-back shutouts for Hamilton in 2-0 wins 3/2 @ Lake Erie (31 saves) and 3/5 vs. Abbotsford (27 stops)...Won seven consecutive starts for Syracuse, 12/26-1/11...**2011-12:** Won Calder Cup with Norfolk, leading AHL netminders in postseason wins (12), GAA (1.46) and save percentage (94.4) and tying for tops in league in shutouts (3)...Victorious in Norfolk's last eight playoff games, including four-game sweep of Toronto in Finals (four total goals-against on 96 shots in the four Finals games)...Finished regular season first among AHL backstops in wins (32), tied for second in shutouts (5) and fifth in GAA (2.23)...Earned wins in each of his last 13 regular-season appearances for Norfolk, 2/10-4-14, as part of AHL-record season-ending run of 28 straight victories by Admirals...Posted his first career NHL win for Tampa Bay 3/13 vs. Boston, making 33 saves in 6-1 victory (Second Star)...**2009-10:** Had fourth-most minutes-played (3,319) in AHL and finished tied for fifth in shutouts (4)...Made NHL debut for Tampa Bay 1/16 @ Florida, playing third period in relief of Antero Niittymaki and stopping all five shots he faced in 5-2 loss...**2008-09:** Topped WHL goaltenders in save percentage for a second straight season for Spokane (93.7%) and also lead league backstops in GAA (1.97)...Helped Canadian squad to Gold Medal at World Junior Championship (4-0-0, 2.65 GAA, 90.6% save percentage in 4 GP)...**2007-08:** Won WHL championship and Memorial Cup title with Spokane, earning Memorial Cup MVP and Most Outstanding Goaltender honors (4-0, 1.72 GAA, 95.3% save percentage in 4 GP)...Led WHL goaltenders in save percentage (92.2%), and finished second in shutouts (6) and third in GAA (2.05)...**Transactions:** Traded to Philadelphia by Anaheim 10/9/17, in exchange for future considerations...Acquired by Anaheim from Montreal for Max Friberg 1/7/16...Traded by Tampa Bay to Montreal 2/14/13, in exchange for Cedrick Desjardins...Signed NHL contract with Tampa Bay 12/30/08...**Drafted:** Fifth round (112nd ov.) by Tampa Bay 2008...**Misc.:** Entered 2018-19 season 20th all-time in AHL history in wins (166) and tied for 12th all-time in shutouts (24).

2017-18 HARTFORD WOLF PACK SCHEDULE AND RESULTS

#	Date	Opponent	Result	Record	Standings	Division		SF	SA	PP	PK	Att.
						GW Goal	Goaltenders					
1.	Oct. 6	Charlotte	4-5 L	0-1-0-0	T-2	Foegele	Georgiev/Nedeljkovic-Smith	28	24	0-4	4-5	6,035
2.	Oct. 8	Lehigh Valley	2-1* (SO) W	1-1-0-0	4		Nell/Lyon	37	29	1-3	3-3	2,152
3.	Oct. 13	Toronto	5-2 W	2-1-0-0	T-1	Nieves	Nell/Sparks	30	27	1-5	6-6	2,972
4.	Oct. 14	@ Springfield	4-3 W	3-1-0-0	T-1	Chytil	Nell/Sateri	38	36	1-6	5-6	6,793
5.	Oct. 20	Belleville	1-5 L	3-2-0-0	T-4	Gagne	Nell/Taylor	35	28	0-6	5-6	2,901
6.	Oct. 21	@ Wilkes-Barre/Scr.	2-3* SOL	3-2-0-1	5		Georgiev/DeSmith	28	44	2-3	4-4	4,232
7.	Oct. 22	@ Bridgeport	3-6 L	3-3-0-1	5	Dal Colle	Nell/Gudlevskis	25	33	2-3	4-5	3,077
8.	Oct. 27	Bridgeport	1-5 L	3-4-0-1	5	St. Denis	Georgiev/Gibson	24	34	0-1	4-5	3,509
9.	Oct. 28	@ Lehigh Valley	5-4 W	4-4-0-1	5	Schneider	Georgiev/Lyon	31	31	2-3	3-5	7,726
10.	Oct. 29	@ Hershey	3-4 L	4-5-0-1	5	O'Brien	Nell/Carlson	36	28	1-6	6-8	10,489
11.	Nov. 3	@ Springfield	3-5 L	4-6-0-1	6	Valk	Georgiev/Montembeault	41	31	3-7	1-5	5,563
12.	Nov. 4	Providence	0-5 L	4-7-0-1	6	Sensyshyn	Nell-Georgiev/Binnington	33	29	0-5	1-3	4,735
13.	Nov. 5	Springfield	4-2 W	5-7-0-1	6	Fogarty	Georgiev/Montembeault	34	23	3-7	6-7	2,052
14.	Nov. 11	@ Bridgeport	2-1 W	6-7-0-1	6	Catenacci	Georgiev/Gibson	25	44	0-1	3-4	5,012
15.	Nov. 12	Laval	2-3* OTL	6-7-1-1	T-5	Audette	Georgiev/McNiven	28	40	0-2	5-5	2,312
16.	Nov. 15	Bridgeport	1-2* OTL	6-7-2-1	7	Toews	Georgiev/Gibson	36	29	0-4	4-4	1,860
17.	Nov. 17	@ Rochester	2-4 L	6-8-2-1	7	Smith	Georgiev/Ullmark	38	31	1-5	4-5	5,431
18.	Nov. 18	@ Utica	4-1 W	7-8-2-1	7	Chytil	Nell/Demko	29	32	1-3	4-4	3,917
19.	Nov. 24	@ Bridgeport	3-7 L	7-9-2-1	7	J. Holmstrom	Georgiev/Gibson	21	37	0-3	1-2	4,326
20.	Nov. 25	Hershey	1-4 L	7-10-2-1	7	Barber	Nell-Georgiev/Vanecek	28	30	0-4	3-3	4,571
21.	Nov. 26	@ Springfield	2-4 L	7-11-2-1	7	Schemitsch	Georgiev/Sateri	29	39	0-5	2-3	3,755
22.	Nov. 29	Springfield	1-3 L	7-12-2-1	8	Hawryluk	Georgiev/Sateri	27	19	0-5	2-2	1,625
23.	Dec. 1	@ Rochester	5-4* (SO) W	8-12-2-1	7		Georgiev/Wilcox	29	38	0-5	5-6	4,275
24.	Dec. 2	@ Toronto	3-4* OTL	8-12-3-1	7	Timashov	Georgiev/Sparks	37	39	2-7	4-5	4,932
25.	Dec. 8	@ Providence	3-4* SOL	8-12-3-2	7		Georgiev/McIntyre	36	39	1-3	3-3	7,802
26.	Dec. 9	Rochester	3-2* (SO) W	9-12-3-2	7		Nell/Ullmark	26	30	1-5	3-3	2,248
27.	Dec. 10	Springfield	5-3 W	10-12-3-2	7	Fogarty	Mazanec/Cowley	33	20	2-6	4-5	2,145
28.	Dec. 15	Wilkes-Barre/Scr.	7-3 W	11-12-3-2	7	Gilmour	Mazanec/DeSmith-Maguire	38	34	2-3	0-0	3,725
29.	Dec. 16	@ Springfield	1-2* SOL	11-12-3-3	6		Mazanec/Montembeault	33	43	1-6	3-3	4,338
30.	Dec. 20	@ Lehigh Valley	5-4* W	12-12-3-3	6	DeAngelo	Mazanec/Tokarski	35	34	1-4	2-3	7,026
31.	Dec. 22	Providence	6-4 W	13-12-3-3	6	Fontaine	Mazanec/McIntyre	40	36	1-4	3-3	3,026
32.	Dec. 23	Bridgeport	1-5 L	13-13-3-3	6	Bailey	Georgiev/Gibson	23	30	0-6	3-4	3,089
33.	Dec. 29	@ Wilkes-Barre/Scr.	1-5 L	13-14-3-3	7	Sprong	Mazanec/Peters	28	27	0-5	1-1	5,582
34.	Dec. 30	Springfield	4-5 L	13-15-3-3	7	Brown	Georgiev/Montembeault	48	29	2-7	5-5	4,474
35.	Jan. 5	@ Providence	3-2 W	14-15-3-3	7	Gilmour	Mazanec/McIntyre-Binnington	25	39	0-2	2-2	7,525
36.	Jan. 6	Syracuse	2-3 L	14-16-3-3	7	Stephens	Mazanec/Ingram	33	31	1-3	2-2	4,191
37.	Jan. 7	Utica	1-5 L	14-17-3-3	7	Boucher	Georgiev/Bachman	32	29	1-6	4-6	2,877
38.	Jan. 10	@ Bridgeport	2-1* (SO) W	15-17-3-3	7		Mazanec/Gudlevskis	26	47	0-6	3-3	2,626
39.	Jan. 12	@ Laval	2-4 L	15-18-3-3	7	Cracknell	Mazanec/Fucale	29	20	1-5	2-4	6,954
40.	Jan. 13	@ Belleville	2-4 L	15-19-3-3	7	Blunden	Georgiev/Taylor	32	28	0-1	2-2	3,502
41.	Jan. 15	@ Springfield	1-5 L	15-20-3-3	8	Hunt	Mazanec/Montembeault	27	43	0-5	4-6	4,431
42.	Jan. 19	Utica	3-2* W	16-20-3-3	8	Chytil	Mazanec-Georgiev/Bachman	31	31	1-2	3-3	5,861
43.	Jan. 21	Wilkes-Barre/Scr.	1-0* W	17-20-3-3	7	Pedrie	Georgiev/Peters	22	43	0-3	2-2	3,220
44.	Jan. 24	@ Utica	4-3* W	18-20-3-3	6	Schneider	Georgiev/Bachman	34	30	0-6	1-3	3,917
45.	Jan. 26	Charlotte	3-2* (SO) W	19-20-3-3	6		Georgiev/Nedeljkovic	21	23	1-5	4-5	5,133
46.	Jan. 27	Charlotte	4-0 W	20-20-3-3	6	Kosmachuk	Georgiev/Smith-Nedeljkovic	25	38	3-5	4-4	6,225
47.	Feb. 2	@ Providence	1-2* OTL	20-20-4-3	6	Czarnik	Georgiev/McIntyre	21	50	0-2	4-6	7,973
48.	Feb. 3	Providence	3-1 W	21-20-4-3	6	Lettieri	Georgiev/McIntyre	23	17	0-2	3-3	7,123
49.	Feb. 7	Bridgeport	5-4* W	22-20-4-3	6	Sproul	Georgiev/Gibson-Gudlevskis	24	37	2-3	3-3	2,594
50.	Feb. 9	@ Syracuse	4-3* (SO) W	23-20-4-3	6		Georgiev/Ingram-Pasquale	22	46	0-2	3-4	5,111
51.	Feb. 10	@ Hershey	5-2 W	24-20-4-3	6	Sproul	Halverson/Copley-Vanecek	23	33	3-5	5-5	10,574
52.	Feb. 13	@ Charlotte	0-6 L	24-21-4-3	6	Wallmark	Halverson/Nedeljkovic	15	45	0-2	5-6	3,399
53.	Feb. 14	@ Charlotte	2-3 L	24-22-4-3	6	Foegele	Halverson/Nedeljkovic	27	24	0-4	3-4	4,517
54.	Feb. 17	@ Lehigh Valley	3-2* (SO) W	25-22-4-3	6		Nell/Tokarski	35	25	1-6	3-3	8,177
55.	Feb. 18	@ Bridgeport	0-4 L	25-23-4-3	6	Wotherspoon	Halverson/Gibson	22	41	0-1	3-3	5,001
56.	Feb. 23	Hershey	2-4 L	25-24-4-3	6	Walker	Nell/Copley	23	29	0-4	2-3	6,778
57.	Feb. 24	Providence	2-1 W	26-24-4-3	6	Nieves	Nell/Binnington	24	22	1-2	4-4	9,021
58.	Feb. 25	@ Providence	0-2 L	26-25-4-3	6	Hargrove	Halverson/McIntyre	24	38	0-4	6-6	9,145
59.	Mar. 2	@ Springfield	4-5* OTL	26-25-5-3	6	Valk	Nell-Williams/Sateri	42	18	0-3	3-3	4,910
60.	Mar. 3	Providence	2-6 L	26-26-5-3	6	Cehlarik	Nell/Binnington	33	33	0-3	1-1	7,281
61.	Mar. 4	Charlotte	3-4 L	26-27-5-3	6	Zykov	Williams-Nell/Nedeljkovic	35	30	1-4	3-4	4,802
62.	Mar. 9	@ Charlotte	3-4 L	26-28-5-3	7	Poturalski	Nell/Nedeljkovic	17	23	1-2	2-5	7,226
63.	Mar. 10	@ Charlotte	3-7 L	26-29-5-3	7	Foegele	Jakaitis/Smith-Nedeljkovic	38	25	0-3	1-2	8,299
64.	Mar. 16	Lehigh Valley	4-3* (SO) W	27-29-5-3	7		Mazanec/Muse	35	31	0-3	3-3	5,023
65.	Mar. 17	@ Wilkes-Barre/Scr.	4-1 W	28-29-5-3	6	DeSalvo	Nell/Peters	31	31	0-2	5-5	7,882
66.	Mar. 18	Rochester	6-4 W	29-29-5-3	6	Catenacci	Mazanec/Johansson	29	26	0-2	1-1	3,457
67.	Mar. 24	Hershey	1-2 L	29-30-5-3	6	Bowey	Mazanec/Vanecek	27	22	0-7	3-3	5,766
68.	Mar. 25	@ Hershey	4-2 W	30-30-5-3	6	Lindgren	Mazanec/Vanecek	31	32	2-5	5-5	9,297
69.	Mar. 28	Springfield	4-3* (SO) W	31-30-5-3	6		Georgiev/Sateri	33	36	0-2	3-3	2,039
70.	Mar. 30	Wilkes-Barre/Scr.	3-4* OTL	31-30-6-3	6	Sprong	Georgiev/Leighton	33	47	1-4	3-3	5,277
71.	Mar. 31	Bridgeport	1-5 L	31-31-6-3	6	Vande Sompel	Mazanec-Georgiev/McAdam	33	25	1-4	2-4	4,513
72.	Apr. 6	@ Providence	3-6 L	31-32-6-3	6	Fitzgerald	Georgiev-Mazanec/McIntyre	40	39	1-2	3-4	8,579
73.	Apr. 7	Lehigh Valley	3-2* W	32-32-6-3	6	Lettieri	Mazanec/Tokarski	30	22	1-3	2-3	4,126
74.	Apr. 8	Springfield	0-2 L	32-33-6-3	6	Lowry	Georgiev/Sateri	26	48	0-2	5-5	3,026
75.	Apr. 13	Binghamton	2-1* W	33-33-6-3	6	Schneider	Georgiev/Johnson	33	21	1-3	2-2	5,479
76.	Apr. 14	@ Binghamton	4-2 W	34-33-6-3	6	Gropp	Mazanec/Appleby	31	32	0-3	4-5	4,897

* - Overtime

- Sellout

2017-18 WOLF PACK HIGHS AND LOWS

TEAM

Most goals scored, game:	7	December 15 vs. Wilkes-Barre/Scranton
Most goals allowed, game:	7	November 24 @ Bridgeport, March 10 @ Charlotte
Most goals scored, period:	4	December 22 vs. Providence (3 rd period), February 10 @ Hershey (1 st period)
Most goals allowed, period:	4	February 7 vs. Bridgeport (3 rd period), February 13 @ Charlotte (3 rd period), March 4 vs. Charlotte (2 nd period), March 10 @ Charlotte (3 rd period)
Largest margin of victory:	4	December 15 vs. Wilkes-Barre/Scranton (7-3), January 27 vs. Charlotte (4-0)
Largest margin of defeat:	6	February 13 @ Charlotte (6-0)
Most shots on goal, game:	48	December 30 vs. Springfield
Most shots on goal allowed, game:	50	February 2 @ Providence
Most shots on goal, period:	23	December 30 vs. Springfield (3 rd period)
Most shots on goal allowed, period:	25	January 15 @ Springfield (2 nd period)
Fewest shots on goal, game:	15	February 13 @ Charlotte
Fewest shots on goal allowed, game:	17	February 3 vs. Providence
Fewest shots on goal, period:	2	January 15 @ Springfield (2 nd period), February 13 @ Charlotte (1 st period)
Fewest shots on goal allowed, period:	**1	March 2 @ Springfield (3 rd period)
Most power play goals scored, game:	3	November 3 @ Springfield, November 5 vs. Springfield, January 27 vs. Charlotte, February 10 @ Hershey
Most power play goals allowed, game:	3	March 9 @ Charlotte
Most shorthanded goals scored, game:	1	December 10 vs. Springfield, December 22 vs. Providence, January 10 @ Bridgeport, February 3 vs. Providence, April 7 vs. Lehigh Valley
Most shorthanded goals allowed, game:	1	Eight times, last: March 31 vs. Bridgeport
Most penalty minutes, game:	36	November 17 @ Rochester
Most penalty minutes by opponent, game:	44	December 10 vs. Springfield
Most penalty minutes combined, game:	72	November 17 @ Rochester (Wolf Pack 36, Americans 36)
Fastest two goals scored:	0:16	December 15 vs. Wilkes-Barre/Scranton (Gilmour/Fontaine)
Fastest two goals allowed:	0:15	January 13 @ Belleville (O'Brien/Blunden)
Fastest goal scored to start a period:	0:11	October 14 @ Springfield (Nieves, 3 rd)
Fastest goal allowed to start a period:	0:17	October 28 @ Lehigh Valley (Lindblom, 3 rd)
Longest winning streak:	5	January 19-27
Longest losing streak:	6	February 25-March 10 (0-5-1-0)
Longest regulation losing streak	4	November 24-29, March 3-10
Longest streak with at least one standings point:	10	January 19-February 10 (9-0-1-0)

INDIVIDUAL

Most goals, game:	2	16 times, last: Lettieri, March 18 vs. Rochester
Most assists, game:	3	Kosmachuk, October 13 vs. Toronto; Chytil, October 28 @ Lehigh Valley; Holland, December 15 vs. Wilkes-Barre/Scranton
Most points, game:	4	Chytil (1-3-4), October 28 @ Lehigh Valley
Most shots on goal, game:	9	Graves, December 15 vs. Wilkes-Barre/Scranton
Most saves, game:	48	Georgiev, February 2 @ Providence
Most penalty minutes, game:	17	Selleck, October 13 vs. Toronto; Pedrie, November 17 @ Rochester; Lindgren, April 8 vs. Springfield
Longest point-scoring streak:	7	Schneider (3-5-8), October 13-28; Schneider (2-8-10), March 16-30
Longest goal-scoring streak:	3	Tambellini (3-0-3), October 6-13; Tambellini (3-0-3), January 24-27
Longest assist-scoring streak:	4	Schneider (1-5-6), October 21-28; Gilmour (2-5-7), December 12-20
Longest winning streak, goaltender:	5	Georgiev, January 19-27
Longest losing streak, goaltender:	6	Georgiev, November 12-29 (0-4-2), December 2-January 13 (0-4-2)

**Sets franchise record **Ties franchise record*

ALL-TIME WOLF PACK/WHALE YEAR-BY-YEAR SCORING/GOALTENDING (cont.)

2015-16:

#	Player	Pos	GP	G	A	PTS	+/-	PIM	PP	PPA	SH	SHA	GW	FG	IG	OT	UA	EN	SOG	SOA	SOGW	SO%	Pt/G	PIM/G	Shots	Sh%
16	Chad Nehring	C	76	22	26	48	16	42	2	3	2	2	5	2	3	2	3	5	0	0	0	0.0	0.63	0.55	167	13.2
23	Jayson Megna	RW	68	15	29	44	7	22	5	4	1	2	2	5	0	0	1	0	0	0	0	0.0	0.65	0.32	184	8.2
15	Marek Hrivik	C	68	12	29	41	3	18	2	7	1	2	4	5	1	0	0	2	2	2	2	100.0	0.60	0.26	153	7.8
13	Nicklas Jensen (tot.)	RW	68	19	18	37	10	32	3	5	0	0	2	3	2	1	1	1	5	6	2	83.3	0.54	0.47	209	9.1
	HFD	RW	41	15	10	25	7	12	2	2	0	0	2	3	2	1	1	1	3	4	2	0.750	0.61	0.29	127	11.8
22	Mat Bodie	D	76	7	29	36	5	38	1	9	1	1	1	2	2	1	0	0	0	0	0	0.0	0.47	0.50	125	5.6
* 7	Adam Tambellini	LW	74	17	15	32	1	24	5	6	0	0	4	3	1	1	2	1	4	6	1	66.7	0.43	0.32	142	12.0
19	Luke Adam	C	59	12	17	29	-8	30	1	7	0	0	3	2	0	0	0	0	2	3	2	66.7	0.49	0.51	121	9.9
* 6	Brady Skjei	D	68	4	24	28	-6	36	0	8	0	2	1	2	0	1	0	0	0	0	0	0.0	0.41	0.53	103	3.9
9	Ryan Bourque	LW	56	10	14	24	0	15	1	0	0	0	1	1	0	0	1	0	0	0	0	0.0	0.43	0.27	135	7.4
10	Brian Gibbons	LW	63	6	17	23	-5	30	0	4	1	1	1	0	1	1	1	0	3	6	0	50.0	0.37	0.48	72	8.3
11	Travis Oleksuk	C	67	7	15	22	-4	20	2	0	1	1	2	2	2	0	0	2	0	0	0	0.0	0.33	0.30	65	10.8
* 3	Chris McCarthy	LW	54	6	16	22	-2	19	0	0	0	0	0	0	0	0	0	0	0	0	0	0.0	0.41	0.35	87	6.9
* 27	Ryan Graves	D	74	9	12	21	6	53	0	4	1	0	1	2	2	0	0	0	0	0	0	0.0	0.28	0.72	150	6.0
26	Raphael Diaz	D	37	6	15	21	11	16	4	5	0	0	2	1	0	0	0	0	0	0	0	0.0	0.57	0.43	93	6.5
74	Nick Tamasky	LW	59	15	5	20	5	77	0	0	0	0	1	3	0	0	0	0	0	0	0	0.0	0.34	1.31	70	21.4
9	Chris Brown (total)	RW	40	6	12	18	-5	40	2	4	0	0	3	0	1	0	0	0	0	1	0	0.0	0.45	1.00	98	6.1
	HFD	RW	20	3	6	9	-5	20	1	1	0	0	2	0	0	0	0	0	0	1	0	0.000	0.45	1.00	55	5.5
20	Daniel Paille (total)	LW	54	6	9	15	-3	8	0	0	0	0	1	1	2	0	0	1	0	0	0	0.0	0.28	0.15	69	8.7
	HFD	LW	23	5	6	11	2	6	0	0	0	0	0	1	2	0	0	0	0	0	0	0.000	0.48	0.26	34	14.7
18	Tyler Brown	LW	65	4	9	13	-4	20	0	0	0	0	0	1	0	0	1	0	0	0	0	0.0	0.20	0.31	63	6.3
55	Chris Summers	D	74	3	8	11	2	51	0	1	0	0	1	1	0	0	0	0	0	0	0	0.0	0.15	0.69	69	4.3
* 49	Calle Andersson	D	43	5	4	9	-1	14	4	0	0	0	0	0	1	0	0	0	0	0	0	0.0	0.21	0.33	47	10.6
5	Tommy Hughes	D	59	2	7	9	-5	48	0	0	1	0	0	0	0	0	0	1	0	0	0	0.0	0.15	0.81	48	4.2
* 24	Cristoval Nieves	C	8	2	3	5	2	0	0	0	0	0	0	0	0	0	0	0	0	0	0	0.0	0.63	0.00	6	33.3
13	Tanner Glass	LW	17	2	3	5	-11	23	1	1	0	0	0	0	1	0	0	0	0	0	0	0.0	0.29	1.35	19	10.5
14	Jack Combs	LW	18	2	2	4	7	2	0	0	0	0	0	1	0	0	0	0	0	0	0	0.0	0.22	0.11	16	12.5
* 4	Kodie Curran	D	18	0	4	4	3	18	0	1	0	0	0	0	0	0	0	0	0	0	0	0.0	0.22	1.00	16	0.0
42	Josh Nicholls	RW	11	1	2	3	0	4	0	0	0	0	0	0	0	0	0	0	0	0	0	0.0	0.27	0.36	15	6.7
42	Petr Zamorsky	D	10	1	1	2	-5	6	1	0	0	0	0	0	0	0	0	0	0	0	0	0.0	0.20	0.60	15	6.7
21	Shawn O'Donnell	RW	29	1	1	2	0	54	0	0	0	0	0	0	0	0	0	0	0	0	0	0.0	0.07	1.86	27	3.7
* 88	Richard Nejezchleb	LW	13	1	0	1	-6	8	0	0	0	0	1	1	0	0	0	0	0	0	0	0.0	0.08	0.62	10	10.0
* 44	Steven Fogarty	C	3	0	1	1	0	0	0	0	0	0	0	0	0	0	0	0	0	0	0	0.0	0.33	0.00	2	0.0
24	Alex Krushelnyski	LW	3	0	1	1	-1	0	0	0	0	0	0	0	0	0	0	0	0	0	0	0.0	0.33	0.00	2	0.0
17	Matt Lindblad	LW	8	0	1	1	-3	0	0	0	0	0	0	0	0	0	0	0	0	0	0	0.0	0.13	0.00	8	0.0
33	Jeff Malcolm	G	14	0	1	1	0	0	0	0	0	1	0	0	0	0	0	0	0	0	0	0.0	0.07	0.00	0	0.0
45	Magnus Hellberg	G	53	0	1	1	0	0	0	0	0	0	0	0	0	0	0	0	0	0	0	0.0	0.02	0.00	0	0.0
* 8	Troy Donnay	D	1	0	0	0	0	0	0	0	0	0	0	0	0	0	0	0	0	0	0	0.0	0.00	0.00	1	0.0
2	Sean Escobedo	D	2	0	0	0	-3	0	0	0	0	0	0	0	0	0	0	0	0	0	0	0.0	0.00	0.00	1	0.0
8	Nick Petrecki	D	3	0	0	0	-2	10	0	0	0	0	0	0	0	0	0	0	0	0	0	0.0	0.00	3.33	3	0.0
70	Mackenzie Skapski	G	13	0	0	0	0	0	0	0	0	0	0	0	0	0	0	0	0	0	0	0.0	0.00	0.00	0	0.0
	BENCH		76	7				18																	7	
	TOTALS		76	202	334	529	6	754	32	63	9	12	34	38	18	7	10	10	14	22	7	0.636	6.96	9.92	2258	0.087

#	Goalie	GP	MINS	W	L	OT	SO	EN	GA	GAA	SOGP	SOW	SOL	SOGA	SOA	SO%	SA	SVS	SV%
45	Magnus Hellberg	53	3097:56	30	20	3	3	7	124	2.40	4	4	0	2	12	0.833	1507	1383	0.918
33	Jeff Malcolm	14	770:37	7	5	0	2	0	31	2.41	2	2	0	2	7	0.714	354	323	0.912
70	Mackenzie Skapski	13	708:14	4	7	0	0	1	36	3.05	1	1	0	1	3	0.667	367	331	0.902
	Empty Net		35:48						8								8		
	Totals	76	4612:35	41	32	3	5	8	199	2.59	7	7	0	5	22	0.773	2236	2037	0.911

* - Rookie



Magnus Hellberg



Chad Nehring

ALL-TIME WOLF PACK/WHALE YEAR-BY-YEAR SCORING/GOALTENDING (cont.)

2012-13:

#	Player	Pos	GP	G	A	PTS	+/-	PIM	PP	PPA	SH	SHA	GW	FG	IG	OT	UA	EN	SOG	SOA	SOGW	SO%	Pt/G	PIM/G	Shots	Sh%
11	Kris Newbury	C	70	20	42	62	-3	127	7	19	2	1	5	1	0	4	2	1	5	1	0.200	0.89	1.81	166	12.0	
26	Brandon Segal	RW	73	24	20	44	4	82	3	4	1	0	4	3	2	2	2	0	1	4	0	0.250	0.60	1.12	170	14.1
39	Logan Pyett	D	74	7	32	39	9	35	2	14	0	1	4	0	0	1	1	0	0	0	0.000	0.53	0.47	120	5.8	
* 92	Christian Thomas	RW	73	19	16	35	5	15	5	3	0	0	3	3	4	0	2	1	0	2	0	0.000	0.48	0.21	148	12.8
42	Chad Kolarik	C	41	16	19	35	2	38	7	6	2	1	2	4	1	0	0	0	1	2	0	0.500	0.85	0.93	131	12.2
48	Mike Vernace	D	69	8	27	35	12	51	3	8	0	1	1	0	1	0	1	0	0	0	0	0.000	0.51	0.74	82	9.8
44	Nick Palmieri (tot.)	LW	70	13	17	30	12	54	3	0	0	0	2	3	1	0	1	0	0	5	0	0.000	0.43	0.77	133	9.8
	CT	LW	30	3	6	9	0	19	1	0	0	0	2	1	0	0	0	0	0	3	0	0.000	0.30	0.63	47	6.4
19	Benn Ferriero (tot.)	RW	57	8	22	30	-7	31	2	11	1	0	2	3	0	0	1	0	1	5	1	0.200	0.53	0.54	147	5.4
	WBS	RW	34	4	14	18	-1	14	1	8	1	0	2	1	0	0	1	0	1	4	1	0.250	0.53	0.41	97	4.1
	CT	RW	23	4	8	12	-6	17	1	3	0	0	0	2	0	0	0	0	0	1	0	0.000	0.52	0.74	50	8.0
5	Blake Parlett	D	67	6	22	28	8	85	1	5	0	1	1	0	0	0	1	0	0	0	0	0.000	0.42	1.27	72	8.3
* 15	Marek Hrivik	LW	40	7	19	26	-2	10	1	5	0	0	0	1	0	0	0	0	0	0	0	0.000	0.65	0.25	72	9.7
23	Brandon Mashinter (tot.)	LW	65	12	12	24	-13	96	3	4	0	0	3	2	2	0	0	1	2	5	1	0.400	0.37	1.48	111	10.8
	CT	LW	35	10	9	19	-2	52	2	3	0	0	2	2	2	0	0	1	1	3	0	0.333	0.54	1.49	76	13.2
90	Kelsey Tessier	C	71	11	13	24	6	30	0	0	3	0	1	4	0	0	1	0	0	0	0	0.000	0.34	0.42	112	9.8
* 20	Chris Kreider	LW	48	12	11	23	-11	73	6	5	1	0	2	4	1	0	0	0	0	2	0	0.000	0.48	1.52	105	11.4
18	Micheal Haley	LW	69	10	13	23	10	170	2	0	0	1	1	3	0	0	0	0	0	0	0	0.000	0.33	2.46	101	9.9
* 7	Kyle Jean	C	73	9	14	23	-2	47	2	4	1	0	1	2	2	0	1	0	0	1	0	0.000	0.32	0.64	96	9.4
* 10	J.T. Miller	C	42	8	15	23	-12	29	0	6	0	0	2	1	2	0	1	1	0	1	0	0.000	0.55	0.69	65	12.3
* 21	Andrew Yogan	C	43	7	12	19	8	35	1	1	0	0	1	1	1	0	0	0	0	0	0	0.000	0.44	0.81	46	15.2
16	Tommy Grant	LW	34	9	9	18	5	15	0	0	0	0	2	0	2	0	1	0	0	0	0	0.000	0.53	0.44	41	22.0
9	Ryan Bourque	LW	53	8	7	15	2	11	0	0	0	0	2	2	1	0	1	1	0	0	0	0.000	0.28	0.21	74	10.8
97	Matt Gilroy	D	34	6	9	15	-16	14	4	6	0	0	0	1	1	0	0	0	1	1	1	1.000	0.44	0.41	96	6.3
25	Sean (P.) Collins	D	76	0	13	13	-3	46	0	1	0	0	0	0	0	0	0	0	0	0	0	0.000	0.17	0.61	56	0.0
3	Sam Klassen	D	75	1	7	8	7	43	0	0	0	1	0	0	0	0	0	0	0	0	0	0.000	0.11	0.57	40	2.5
28	Andrew Carroll	C	24	1	4	5	2	40	0	0	0	0	0	0	0	0	0	0	0	0	0	0.000	0.21	1.67	17	5.9
* 2	Dylan McIlraith	D	45	0	5	5	7	125	0	0	0	0	0	0	0	0	0	0	0	0	0	0.000	0.11	2.78	38	0.0
* 24	Shayne Wiebe	C	25	1	2	3	0	6	0	0	1	0	0	0	1	0	1	0	0	0	0	0.000	0.12	0.24	27	3.7
8	Jyri Niemi	D	11	1	1	2	2	9	0	1	0	0	0	0	0	0	0	0	0	0	0	0.000	0.18	0.82	12	8.3
* 4	Steven Delisle	D	4	0	2	2	-1	6	0	0	0	0	0	0	0	0	0	0	0	0	0	0.000	0.50	1.50	3	0.0
* 17	Jesper Fast	RW	1	1	0	1	-1	2	1	0	0	0	1	0	0	0	0	0	0	0	0	0.000	1.00	2.00	1	100.0
4	Steve Eminger	D	4	1	0	1	-3	0	0	0	0	0	0	0	0	0	0	0	0	0	0	0.000	0.25	0.00	9	11.1
* 14	Jason Wilson	LW	17	1	0	1	1	30	0	0	0	0	0	0	0	0	0	0	0	0	0	0.000	0.06	1.76	11	9.1
4	Stu Bickel	D	10	0	1	1	-1	18	0	0	0	0	0	0	0	0	0	0	0	0	0	0.000	0.10	1.80	24	0.0
31	Jason Missiaen	G	25	0	1	1	0	0	0	0	0	1	0	0	0	0	0	0	0	0	0	0.000	0.04	0.00	0	0.0
* 22	Conor Allen	D	1	0	0	0	-1	0	0	0	0	0	0	0	0	0	0	0	0	0	0	0.000	0.00	0.00	0	0.0
* 17	Scott Pitt	LW	1	0	0	0	0	2	0	0	0	0	0	0	0	0	0	0	0	0	0	0.000	0.00	2.00	0	0.0
* 40	Scott Stajcer	G	3	0	0	0	0	0	0	0	0	0	0	0	0	0	0	0	0	0	0	0.000	0.00	0.00	0	0.0
* 27	Michael Pelech	C	7	0	0	0	0	8	0	0	0	0	0	0	0	0	0	0	0	0	0	0.000	0.00	1.14	3	0.0
33	Cameron Talbot	G	55	0	0	0	0	2	0	0	0	0	0	0	0	0	0	0	0	0	0	0.000	0.00	0.04	0	0.0
	BENCH		76	2				22																	2	
	TOTALS		76	213	359	570	26	1314	49	94	11	9	33	39	22	3	17	6	5	25	2	0.200	7.50	17.29	2113	0.100

#	Goalie	GP	MINS	W	L	SL	SO	EN	GA	GAA	SOGP	SOW	SL	SOGA	SOA	SO%	SA	SVS	SV%
33	Cameron Talbot	55	3104:58	25	28	1	2	4	136	2.63	2	1	1	2	8	0.750	1668	1532	0.918
* 31	Jason Missiaen	25	1347:57	10	8	2	2	0	69	3.07	3	1	2	5	15	0.667	731	662	0.906
* 40	Scott Stajcer	3	138:51	0	2	0	0	0	10	4.32	0	0	0	0	0	0.000	63	53	0.841
	Empty Net		23:08						4								4		
	TOTALS	76	4614:54	35	38	3	4	4	219	2.85	5	2	3	7	23	0.696	2466	2247	0.911

* - Rookie



Kris Newbury



Brandon Segal

ALL-TIME WOLF PACK/WHALE YEAR-BY-YEAR SCORING/GOALTENDING (cont.)

2008-09:

#	Player	Pos	GP	G	A	PTS	PIM	PP	PPA	SH	SHA	GW	FG	IG	OT	UA	EN	SOG	SOA	SOGW	SO%	Pt/G	PIM/G	Shots	Sh%	
42	Artem Anisimov	C	80	37	44	81	12	50	16	2	3	8	7	1	2	4	0	5	9	2	0.556	1.01	0.63	201	0.184	
17	P.A. Parenteau	RW	74	29	49	78	-1	142	12	24	0	2	3	7	3	0	1	2	3	1	0.667	1.05	1.92	248	0.117	
18	Patrick Rissmiller	LW	64	14	40	54	5	24	1	18	2	3	1	5	1	1	4	0	2	5	1	0.400	0.84	0.38	141	0.099
9	Brodie Dupont	LW	79	18	24	42	5	112	4	7	2	2	5	5	0	0	1	0	1	3	0	0.333	0.53	1.42	136	0.132
* 21	Bobby Sanguinetti	D	78	6	36	42	-8	42	3	20	0	1	2	1	1	0	0	1	4	0	0.250	0.54	0.54	147	0.041	
22	Mark Bell (total)	LW	74	18	23	41	9	65	6	5	2	0	2	3	0	0	1	0	3	0	0.000	0.55	0.88	139	0.129	
	TOR	LW	56	12	15	27	-5	34	5	4	0	0	1	1	1	0	0	0	2	0	0.000	0.48	0.61	102	0.118	
	HFD	LW	18	6	8	14	14	31	1	1	2	0	1	1	2	0	0	1	1	0	0.000	0.78	1.72	37	0.162	
15	Greg Moore	C	71	23	16	39	-7	28	7	6	5	0	3	3	6	0	2	5	1	6	0	0.167	0.55	0.39	164	0.140
47	Tommy Pyatt	LW	73	15	22	37	4	22	4	6	0	0	1	3	2	0	2	0	1	4	0	0.250	0.51	0.30	139	0.108
46	Jordan Owens	RW	67	12	25	37	17	66	0	1	1	4	6	1	0	0	0	0	0	0	0.000	0.55	0.99	115	0.104	
3	Corey Potter	D	67	10	22	32	3	82	5	11	0	2	3	2	1	0	0	0	0	0	0.000	0.48	1.22	141	0.071	
44	Mike Quellette	C	77	15	16	31	19	24	1	4	4	1	1	1	4	0	0	0	0	0	0.000	0.40	0.31	151	0.099	
5	Brian Fahey	D	66	4	20	24	0	67	3	7	0	1	1	1	1	0	1	0	0	0	0.000	0.36	1.02	124	0.032	
* 23	Dale Weise	RW	74	11	12	23	8	64	1	0	0	0	2	1	0	0	0	0	2	0	0.000	0.31	0.86	88	0.125	
4	Michael Sauer	D	64	6	17	23	29	35	2	4	0	1	1	1	0	1	0	0	0	0	0.000	0.36	0.55	92	0.065	
7	Vladimir Denisov	D	62	5	15	20	18	117	0	1	1	1	1	3	0	0	0	0	0	0	0.000	0.32	1.89	61	0.082	
* 48	David Urquhart	D	58	6	8	14	13	36	2	1	0	0	0	1	0	0	0	0	0	0	0.000	0.24	0.62	66	0.091	
* 14	Justin Soryal	LW	43	3	7	10	1	114	0	0	0	0	0	1	1	0	0	0	0	0	0.000	0.23	2.65	40	0.075	
* 32	Devin DiDiomete	LW	73	4	5	9	-4	239	0	0	0	0	0	0	1	0	0	0	0	0	0.000	0.12	3.27	44	0.091	
34	Dane Byers	LW	9	4	3	7	-2	18	3	0	0	0	1	0	1	1	0	0	0	0	0.000	0.78	2.00	15	0.267	
38	Jared Nightingale	D	49	2	5	7	9	121	0	0	0	2	1	1	1	0	0	0	0	0	0.000	0.14	2.47	33	0.061	
28	Lauri Korpikoski	LW	4	4	2	6	7	0	1	0	0	0	1	0	0	1	0	0	0	0	0.000	1.50	0.00	16	0.250	
* 20	Brock McBride	C	8	0	4	4	4	9	0	0	0	0	0	0	0	0	0	0	0	0	0.000	0.50	1.13	13	0.000	
16	Sean Avery	LW	8	2	1	3	-2	8	0	0	0	0	0	0	0	0	0	0	1	0	0.000	0.38	1.00	19	0.105	
* 45	Tomas Zaborsky	C	8	1	2	3	5	2	0	0	0	0	0	0	0	0	0	0	0	0	0.000	0.38	0.25	14	0.071	
* 23	Matthew Ford	RW	25	1	2	3	1	10	0	0	0	0	0	0	0	0	0	0	0	0	0.000	0.12	0.40	25	0.040	
* 43	Paul Crowder	C	11	0	3	3	3	6	0	2	0	0	0	0	0	0	0	0	2	0	0.000	0.27	0.55	16	0.000	
* 8	Chris Murray	D	13	0	3	3	3	21	0	0	0	0	0	0	0	0	0	0	0	0	0.000	0.23	1.62	9	0.000	
* 49	David Stich	D	4	0	2	2	3	4	0	0	0	0	0	0	0	0	0	0	0	0	0.000	0.50	1.00	1	0.000	
* 30	Matt Zaba	G	41	0	2	2	0	0	0	0	0	0	0	0	0	0	0	0	0	0	0.000	0.05	0.00	0	0.000	
* 37	Matt Stefanishon	RW	15	1	0	1	-3	17	0	0	0	0	0	0	0	0	0	0	0	0	0.000	0.07	1.13	12	0.083	
6	Ethan Graham	D	27	0	1	1	5	18	0	0	0	0	0	0	0	0	0	0	0	0	0.000	0.04	0.67	24	0.000	
29	Brandon Sugden	RW	56	0	1	1	-7	136	0	0	0	0	0	0	0	0	0	0	0	0	0.000	0.02	2.43	24	0.000	
51	Joe Barnes	C	1	0	0	0	-1	0	0	0	0	0	0	0	0	0	0	0	0	0	0.000	0.00	0.00	1	0.000	
* 26	Tysen Dowzak	D	1	0	0	0	-1	2	0	0	0	0	0	0	0	0	0	0	0	0	0.000	0.00	2.00	0	0.000	
* 41	Matt Schepke	LW	1	0	0	0	1	4	0	0	0	0	0	0	0	0	0	0	0	0	0.000	0.00	4.00	3	0.000	
* 10	Mike Taylor	LW	2	0	0	0	-1	0	0	0	0	0	0	0	0	0	0	0	0	0	0.000	0.00	0.00	1	0.000	
1	Maxime Daigneault	G	3	0	0	0	0	2	0	0	0	0	0	0	0	0	0	0	0	0	0.000	0.00	0.67	0	0.000	
50	Andreas Jamtin	F	4	0	0	0	0	9	0	0	0	0	0	0	0	0	0	0	0	0	0.000	0.00	2.25	2	0.000	
47	Hugh Jessiman	RW	6	0	0	0	0	2	0	0	0	0	0	0	0	0	0	0	0	0	0.000	0.00	0.33	7	0.000	
62	Miika Wiikman	G	43	0	0	0	0	2	0	0	0	0	0	0	0	0	0	0	0	0	0.000	0.00	0.05	0	0.000	
	BENCH		80	4			4																4			
	TOTALS		80	243	417	656	152	1690	66	129	19	23	42	45	26	6	14	7	13	40	4	0.325	0.43	1.10	2374	0.101

#	Goalie	GP	MINS	W	L	SOL	SO	EN	GA	GAA	SOGP	SOW	SOL	SOGA	SOA	SO%	SA	SVS	SV%
* 30	Matt Zaba	41	2262	25	10	0	2	2	88	2.33	3	3	0	1	14	0.929	1104	1016	0.920
62	Miika Wiikman	43	2463	21	18	4	2	3	111	2.70	5	1	4	12	25	0.520	1154	1043	0.904
1	Maxime Daigneault	3	117	0	2	0	0	1	7	3.58	0	0	0	0	0	0.000	61	54	0.885
	TOTALS	80	4842	46	30	4	4	6	206	2.55	8	4	4	13	39	0.667	2319	2113	0.911

* - Rookie



Artem Anisimov



P.A. Parenteau

ALL-TIME WOLF PACK/WHALE YEAR-BY-YEAR SCORING/GOALTENDING (cont.)

2004-05:

#	PLAYER	POS	GP	G	A	PTS	+/-	PIM	PPG	SHG	GWG	FG	OTG	UAG	ENG	SHOG	SHOA	SHO%	SHOTS	SPCT
16	Giroux, Alexandre	LW	78	32	22	54	+15	128	13	0	3	6	2	1	0	2	6	.333	214	.150
14	Hamilton, Jeff	RW	60	23	30	53	+15	32	6	0	10	8	2	1	0	6	11	.545	224	.103
17	Moore, Dominic	C	78	19	31	50	+14	78	8	2	3	1	0	3	1	0	1	.000	182	.104
28	Nycholat, Lawrence	D	79	5	38	43	+12	132	2	0	2	1	0	0	0	6	9	.667	150	.033
57	Balej, Jozef	RW	69	20	22	42	+2	46	5	2	3	4	0	2	0	1	7	.143	209	.096
15	Lundmark, Jamie	C	64	14	27	41	-1	146	5	2	3	4	0	0	2	2	5	.400	127	.110
18	Ulmer, Layne	C	65	7	30	37	+16	23	2	0	0	1	0	0	0	0	4	.000	138	.051
21	Wiseman, Chad	LW	60	17	16	33	+3	74	7	1	3	5	0	0	0	2	5	.400	145	.117
41	Ortmeyer, Jed	RW	61	7	20	27	+11	63	1	0	1	0	0	0	1	0	0	.000	110	.064
26	Lampman, Bryce	D	74	7	18	25	+19	74	2	0	1	1	0	1	0	0	0	.000	88	.080
36	Weller, Craig	D	76	10	9	19	+7	182	4	0	4	3	1	1	0	0	0	.000	118	.085
11	Lawson, Lucas	LW	51	4	11	15	+5	32	0	1	0	1	0	1	0	1	2	.500	68	.059
44	Hollweg, Ryan	LW	73	8	6	14	-4	239	0	0	3	1	0	0	0	0	0	.000	130	.062
12	Gernander, Ken	RW	66	5	8	13	+4	18	0	0	2	1	0	0	1	0	1	.000	102	.049
19	Betts, Blair	C	16	5	4	9	+3	4	1	1	2	2	0	1	0	0	0	.000	38	.132
10	Murray, Garth	LW	55	4	5	9	0	182	0	0	1	0	0	0	0	0	0	.000	59	.068
	Helminen, Dwight	C	41	2	7	9	-4	10	0	0	0	0	0	0	0	0	2	.000	31	.065
24	MacMillan, Jeff	D	71	2	5	7	+18	136	0	0	0	0	0	0	0	0	0	.000	63	.032
38	Grenier, Martin	D	23	2	5	7	0	136	0	0	0	0	0	0	0	0	0	.000	16	.125
22	Pock, Thomas	D	50	1	5	6	+9	55	1	0	1	0	0	0	0	0	0	.000	61	.016
	Kondratiev, Maxim	D	13	1	4	5	-1	8	1	0	0	0	0	0	0	0	0	.000	24	.042
6	Bouchard, Joel	D	7	1	2	3	+2	6	0	0	1	0	0	0	0	0	0	.000	12	.083
	Tyutin, Fedor	D	13	2	1	3	0	10	1	0	0	1	0	0	0	0	1	.000	42	.048
25	Taylor, Jake	D	43	0	3	3	+5	156	0	0	0	0	0	0	0	0	0	.000	35	.000
32	MacIntyre, Steve	D	27	1	1	2	-1	207	0	0	0	0	0	0	0	0	0	.000	7	.143
51	Gillies, Trevor	LW	49	0	2	2	-4	277	0	0	0	0	0	0	0	0	0	.000	14	.000
40	Valiquette, Steve	G	35	0	1	1	0	2	0	0	0	0	0	0	0	0	0	.000	0	.000
	Liffiton, David	D	33	0	1	1	-4	74	0	0	0	0	0	0	0	0	0	.000	29	.000
	Cuthbert, Ryan	RW	14	0	1	1	-1	12	0	0	0	0	0	0	0	0	0	.000	11	.000
35	LaBarbera, Jason	G	53	0	0	0	0	6	0	0	0	0	0	0	0	0	0	.000	0	.000
	Glenn, Ryan	D	11	0	0	0	+1	14	0	0	0	0	0	0	0	0	0	.000	15	.000
39	Genoway, Colby	RW	4	0	0	0	-1	0	0	0	0	0	0	0	0	0	0	.000	5	.000
8	Falardeau, Lee	C	3	0	0	0	0	0	0	0	0	0	0	0	0	0	0	.000	1	.000
46	Rawlyk, Rory	D	2	0	0	0	0	0	0	0	0	0	0	0	0	0	0	.000	4	.000
	Stals, Juris	LW	0	0	0	0	0	0	0	0	0	0	0	0	0	0	0	.000	0	.000
TOTALS			80	206	335	541	-	2586	59	9	50	40	12	18	5	20	54	.370	2479	.083

#	GOALIE	GP	MIN	W	L	SOL	SO	GA	GAA	SHOW	SHO	SHOGA	SHOAA	SAVES	SPCT
35	LaBarbera, Jason	53	2937:16	31	16	2	6	90	1.84	5	7	10	30	1284	.934
40	Valiquette, Steve	35	1899:33	19	11	1	7	56	1.77	2	3	3	23	803	.935
TOTALS		80		50	27	3	13	160	2.00	7	10	13	53	2087	.929



Dominic Moore



Alexandre Giroux

ALL-TIME WOLF PACK/WHALE YEAR-BY-YEAR SCORING/GOALTENDING (cont.)

2003-04:

#	PLAYER	POS	GP	G	A	PTS	+/-	PIM	PPG	SHG	GWG	FG	SHOTS	SPCT
15	Balej, Jozef	RW	5	1	3	4	0	21	0	0	1	0	15	.067
	(TOTALS)	RW	60	26	36	62	+19	53	3	2	6	5	186	.140
21	Wiseman, Chad	LW	62	25	27	52	+15	45	7	4	10	4	180	.139
20	Giroux, Alexandre	C	16	6	3	9	-2	13	2	0	0	2	59	.102
	(TOTALS)	LW	75	25	26	51	+13	92	8	1	1	5	226	.111
39	Larose, Cory	C	69	13	36	49	+12	66	4	3	1	3	196	.066
17	Moore, Dominic	C	70	14	25	39	+4	60	3	0	4	1	174	.080
18	Ulmer, Layne	C	76	22	16	38	+14	26	3	3	8	5	202	.109
28	Nycholat, Lawrence	D	72	6	26	32	+18	130	3	0	2	1	151	.040
12	Gernander, Ken	RW	77	12	19	31	+14	28	2	0	5	4	153	.078
22	Heerema, Jeff	RW	41	12	15	27	+11	25	4	0	1	3	110	.109
	(TOTALS)	RW	42	12	15	27	+11	27	4	0	1	3	112	.107
19	Dusablon, Benoit	C	35	10	14	24	+17	18	2	0	3	3	85	.118
10	Murray, Garth	LW	63	11	11	22	+5	159	0	1	2	4	92	.120
24	MacDonald, Jason	RW	41	11	11	22	+10	101	3	1	1	1	118	.093
	Healey, Paul	RW	50	11	10	21	+2	37	2	2	3	1	131	.084
14	Andrews, Bobby	C	49	9	11	20	+13	26	0	1	0	3	79	.114
2	Kinch, Matt	D	67	1	19	20	+22	38	0	0	0	0	73	.014
6	Stals, Juris	LW	62	4	14	18	+16	24	0	0	0	1	83	.048
26	Lampman, Bryce	D	68	4	11	15	+13	50	2	0	1	1	73	.055
36	Weller, Craig	D	68	5	9	14	+10	86	1	1	0	2	106	.047
7	Tyutin, Fedor	D	43	5	9	14	+7	50	0	0	0	2	104	.048
8	Paul, Jeff	D	17	0	5	5	+6	38	0	0	0	0	15	.000
	(TOTALS)	D	74	2	11	13	+8	212	0	0	1	0	60	.033
38	Grenier, Martin	D	12	0	2	2	+3	105	0	0	0	0	9	.000
	(TOTALS)	D	50	5	6	11	+9	250	0	0	0	1	47	.106
23	Ortmeyer, Jed	RW	13	2	8	10	+8	4	0	0	0	0	31	.065
4	Filipowicz, Jayme	D	63	2	6	8	+14	116	0	0	0	1	55	.036
	Jakopin, John	D	42	3	4	7	+7	99	0	0	1	1	47	.064
11	Lawson, Lucas	LW	32	3	4	7	+1	27	0	1	0	1	43	.070
25	Pushor, Jamie	D	14	0	2	2	+10	21	0	0	0	0	27	.000
	(TOTALS)	D	31	1	6	7	+11	45	0	0	0	0	53	.019
	Scott, Richard	LW	15	2	2	4	+1	79	1	1	0	0	15	.133
9	Cullen, Brandon	RW	25	2	1	3	+2	51	0	0	1	2	15	.133
34	Cuthbert, Ryan	RW	11	0	3	3	+3	35	0	0	0	0	13	.000
33	Rawlyk, Rory	D	5	1	0	1	+1	2	1	0	0	0	4	.250
	Rheaume, Pascal	C	3	1	0	1	0	0	0	0	0	0	5	.200
35	LaBarbera, Jason	G	59	0	1	1	0	4	0	0	0	0	0	.000
40	Valiquette, Steve	G	7	0	0	0	0	2	0	0	0	0	0	.000
	(TOTALS)	G	42	0	1	1	0	2	0	0	0	0	0	.000
45	Kozak, Rick	RW	2	0	1	1	0	0	0	0	0	0	0	.000
29	Osaer, Phil	G	21	0	0	0	0	0	0	0	0	0	0	.000
	DeBrusk, Louie	LW	12	0	0	0	-1	12	0	0	0	0	6	.000
	State, Jeff	D	10	0	0	0	+1	28	0	0	0	0	2	.000
	Jamieson, Dusty	LW	6	0	0	0	0	0	0	0	0	0	2	.000
	Hay, Peter	RW	6	0	0	0	-1	2	0	0	0	0	6	.000
	Aufiero, Pat	D	5	0	0	0	+1	4	0	0	0	0	10	.000
37	Keith, Cam	LW	4	0	0	0	-1	0	0	0	0	0	2	.000
	Dawes, Nigel	LW	4	0	0	0	-3	0	0	0	0	0	7	.000
	MacIntyre, Steve	D	3	0	0	0	0	0	0	0	0	0	1	.000
43	Tallari, Joe	RW	1	0	0	0	0	0	0	0	0	0	2	.000
	St. Germain, David	G	1	0	0	0	0	0	0	0	0	0	0	.000
	TOTALS		80	198	328	526	-	1644	40	18	44	46	2501	.079

#	GOALIE	GP	MIN	W	L	T	SO	GA	GAA	SAVES	SPCT
35	LaBarbera, Jason	59	3393:05	34	9	9	13	90	1.59	1324	.936
29	Osaer, Phil	21	1054:32	8	10	2	3	39	2.22	407	.913
40	Valiquette, Steve	7	399:35	2	4	1	1	15	2.25	192	.928
	(TOTALS)	42	2463:32	16	18	6	3	104	2.53	1128	.916
	St. Germain, David	1	4:36	0	1	0	0	1	13.04	1	.500
	TOTALS	80	-	44	24	12	17	153	1.91	1924	.926



Jason LaBarbera

ALL-TIME WOLF PACK/WHALE YEAR-BY-YEAR SCORING/GOALTENDING (cont.)

2002-03:

PLAYER	POS	GP	G	A	PTS	+/-	PIM	10-MIN		GROSS	GAME	MATCH	PP	SH	GW	GT	FG	OT	UG	SHOTS	PCT	
								MIN	MAJ													MISC
Ekman, Nils	RW	57	30	36	66	6	73	24	1	1	0	1	0	9	3	4	0	5	0	3	181	16.6
Ward, Dixon	LW	67	23	41	64	2	108	34	6	1	0	0	0	4	2	3	1	5	0	1	188	12.2
Lyashenko, Roman	C	71	23	35	58	25	44	22	0	0	0	0	0	4	0	0	1	6	0	1	179	12.8
Tripp, John	RW	57	29	21	50	12	68	19	4	1	0	0	0	10	0	4	1	6	0	2	206	14.1
Gernander, Ken	RW	72	17	19	36	14	22	11	0	0	0	0	0	2	3	3	0	4	0	2	134	12.7
Ulmer, Layne	C	68	12	20	32	15	16	8	0	0	0	0	0	1	1	2	1	1	0	3	141	8.5
Kinch, Matt	D	66	7	22	29	13	28	14	0	0	0	0	0	3	0	1	0	1	0	1	94	7.4
Murray, Garth	LW	64	10	14	24	2	121	23	11	2	0	0	0	4	0	1	0	0	0	0	81	12.3
Dusablon, Benoit	C	50	8	16	24	15	41	18	1	0	0	0	0	1	0	1	0	4	0	0	106	7.5
Lintner, Richard	D	26	6	15	21	-2	30	15	0	0	0	0	0	1	0	2	0	2	0	0	129	4.7
Donato, Ted	C	18	8	12	20	3	14	7	0	0	0	0	0	2	2	2	0	1	0	2	37	21.6
Bouchard, Joel	D	22	6	14	20	5	22	11	0	0	0	0	0	4	0	1	1	1	0	0	75	8.0
Larose, Cory	C	24	9	10	19	0	20	10	0	0	0	0	0	4	0	2	0	2	0	0	72	12.5
Mottau, Mike	D	29	1	18	19	9	24	12	0	0	0	0	0	0	0	0	0	0	0	0	55	1.8
Lundmark, Jamie	C	22	9	9	18	2	18	4	0	1	0	0	0	2	1	1	0	0	0	1	72	12.5
Tibbetts, Billy	C	35	7	10	17	-17	172	36	8	2	0	2	2	0	1	1	0	1	0	1	78	9.0
Fata, Rico	RW	9	8	6	14	4	6	3	0	0	0	0	0	1	1	1	0	0	0	3	41	19.5
Andrews, Bobby	C	58	6	7	13	6	33	14	1	0	0	0	0	0	0	1	0	2	0	0	94	6.4
Yetman, Patrick	LW	28	5	6	11	2	6	3	0	0	0	0	0	2	0	0	0	1	0	1	36	13.9
Nycholat, Lawrence	D	15	2	9	11	6	6	3	0	0	0	0	0	0	0	0	0	0	0	0	42	4.8
Pittman, Chris	C	19	5	5	10	3	13	4	1	0	0	0	0	1	0	1	0	0	0	0	23	21.7
Burnett, Garrett	LW	62	6	1	7	-1	346	33	28	6	0	7	1	1	0	0	0	0	0	0	34	17.6
Chebaturkin, Vladimi	D	53	4	3	7	5	88	24	2	2	0	1	0	1	0	1	0	0	0	0	27	14.8
Henderson, Jay	LW	14	3	4	7	-3	27	11	1	0	0	0	0	1	1	1	0	1	0	0	33	9.1
Kloucek, Tomas	D	20	3	4	7	5	102	26	4	1	0	2	0	2	0	0	0	1	0	0	18	16.7
Inman, David	LW	17	1	6	7	-1	8	4	0	0	0	0	0	0	0	0	0	0	0	0	17	5.9
Aufiero, Pat	D	32	1	6	7	-6	29	12	1	0	0	0	0	1	0	0	0	0	0	0	42	2.4
Karpa, Dave	D	34	0	7	7	-4	70	25	0	1	0	1	0	0	0	0	0	0	0	0	68	0.0
Lampman, Bryce	D	45	0	6	6	11	32	16	0	0	0	0	0	0	0	0	0	0	0	0	23	0.0
Dwyer, Gordie	LW	15	3	2	5	3	117	16	9	2	0	2	0	1	0	0	0	0	0	0	11	27.3
Scott, Richard	LW	32	0	5	5	-1	150	20	14	4	0	0	0	0	0	0	0	0	0	0	24	0.0
State, Jeff	D	39	1	3	4	7	103	24	9	0	0	1	0	0	0	0	0	1	0	0	18	5.6
Arsene, Dean	D	50	1	3	4	7	94	32	4	1	0	0	0	0	0	0	0	0	0	0	37	2.7
Wilson, Mike	D	5	1	2	3	7	5	0	1	0	0	0	0	0	0	0	0	0	0	0	6	16.7
Caulfield, Kevin	F	4	0	3	3	2	2	1	0	0	0	0	0	0	0	0	0	0	0	0	7	0.0
Laukkanen, Janne	D	5	0	3	3	4	2	1	0	0	0	0	0	0	0	0	0	0	0	0	6	0.0
Bast, Ryan	D	18	0	3	3	5	18	9	0	0	0	0	0	0	0	0	0	0	0	0	11	0.0
LaBarbera, Jason	G	46	0	2	2	0	6	3	0	0	0	0	0	0	0	0	0	0	0	0	1	0.0
Stals, Juris	LW	2	0	1	1	1	0	0	0	0	0	0	0	0	0	0	0	0	0	0	1	0.0
Oliwa, Krzysztof	RW	15	0	1	1	-7	30	5	2	1	0	0	0	0	0	0	0	0	0	0	23	0.0
Sundberg, Niklas	G	1	0	0	0	0	0	0	0	0	0	0	0	0	0	0	0	0	0	0	0	0.0
Cross, Cory	D	2	0	0	0	0	2	1	0	0	0	0	0	0	0	0	0	0	0	0	3	0.0
Bilotto, Nic	D	2	0	0	0	-2	2	1	0	0	0	0	0	0	0	0	0	0	0	0	3	0.0
Meyer, Scott	G	9	0	0	0	0	0	0	0	0	0	0	0	0	0	0	0	0	0	0	0	0.0
Weller, Craig	D	11	0	0	0	1	8	4	0	0	0	0	0	0	0	0	0	0	0	0	10	0.0
Holmqvist, Johan	G	35	0	0	0	0	4	2	0	0	0	0	0	0	0	0	0	0	0	0	0	0.0
BENCH		80	0		0		34															
TOTAL			255	410	665		2164	565	108	26	0	17	3	62	15	33	5	45	0	21	2487	10.3
GOALIE	GPI	MIN	AVG	W	L	T	EN	SO	GA	SAVES	SPCT											
LaBarbera, Jason	46	2451:43	2.57	18	17	6	5	2	105	1134	0.915											
Holmqvist, Johan	35	1904:12	2.65	14	13	5	4	2	84	847	0.910											
Meyer, Scott	9	498:08	4.34	1	5	1	1	0	36	197	0.845											
Sundberg, Niklas	1	3:12	18.75	0	0	0	0	0	1	0	0.000											
TEAM TOTALS	80	4881:06	2.90	33	35	12	10	4	236	2178	0.902											



Nils Ekman



Lawrence Nycholat

ALL-TIME WOLF PACK/WHALE YEAR-BY-YEAR SCORING/GOALTENDING (cont.)

2001-02:

PLAYER	POS	GP	G	A	PTS	+/-	PIM	10-MIN GROSS GAME										PCT				
								MIN	MAJ	MISC	MISC	MISC	MATCH	PP	SH	GW	GT		FG	OT	UG	SHOTS
Smyth, Brad	RW	79	34	48	82	8	90	30	4	1	0	0	0	10	0	6	1	7	0	1	314	10.8
Fata, Rico	RW	61	35	36	71	27	36	18	0	0	0	0	8	2	5	1	6	1	3	223	15.7	
Dawe, Jason	RW	79	28	37	65	5	46	23	0	0	0	0	7	0	4	0	4	2	3	194	14.4	
Lundmark, Jamie	C	79	27	32	59	-17	56	18	2	1	0	0	10	1	3	1	5	1	1	226	11.9	
Mottau, Mike	D	80	9	42	51	16	56	18	2	1	0	0	3	1	0	0	1	0	0	202	4.5	
Gernander, Ken	RW	75	18	31	49	13	19	7	1	0	0	0	8	0	8	1	2	1	1	153	11.8	
Grosek, Michal	RW	48	14	30	44	13	167	31	5	5	0	3	2	1	3	1	2	1	2	135	10.4	
Kane, Boyd	LW	78	17	22	39	2	193	64	3	4	0	1	0	7	1	1	0	1	0	2	118	14.4
Virtue, Terry	D	76	4	20	24	18	117	41	3	2	0	0	0	1	0	1	0	1	0	0	141	2.8
Dusablon, Benoit	C	38	8	15	23	-2	16	8	0	0	0	0	1	0	2	0	0	0	1	78	10.3	
Severson, Cam	C	65	11	10	21	-3	116	28	10	0	0	1	0	2	0	0	1	2	0	0	82	13.4
Heisten, Barrett	LW	49	9	9	18	0	60	25	2	0	0	0	0	0	1	1	0	1	0	0	71	12.7
Mehalko, Brad	RW	41	6	11	17	6	72	11	4	2	0	1	0	0	0	1	0	0	0	1	39	15.4
Tripp, John	RW	23	4	9	13	-2	22	6	2	0	0	0	0	3	0	0	0	1	0	0	66	6.1
Toms, Jeff	C	9	6	6	12	0	4	2	0	0	0	0	0	1	0	1	0	2	1	0	34	17.6
St. Croix, Chris	D	73	0	10	10	13	67	31	1	0	0	0	0	0	0	0	0	0	0	0	67	0.0
Samuelsson, Mikael	RW	8	3	6	9	0	12	6	0	0	0	0	0	1	0	1	0	2	0	1	26	11.5
Gagnon, Sean	D	42	3	5	8	-2	200	40	8	5	0	3	0	1	0	1	0	0	0	0	60	5.0
Kinch, Matt	D	40	1	7	8	-8	4	2	0	0	0	0	0	0	0	0	0	0	0	0	50	2.0
Smrek, Peter	D	50	2	5	7	5	36	18	0	0	0	0	0	0	1	1	0	1	0	0	51	3.9
Myrvold, Anders	D	19	3	3	6	0	28	9	0	1	0	0	0	1	0	0	0	1	0	0	28	10.7
Scott, Richard	LW	39	2	3	5	0	211	38	15	5	0	1	0	0	0	0	0	0	0	0	32	6.3
MacIsaac, Dave	D	24	1	4	5	-1	21	8	1	0	0	0	0	0	0	1	0	0	1	0	20	5.0
Lefebvre, Sylvain	D	15	0	5	5	2	11	3	1	0	0	0	0	0	0	0	0	0	0	0	16	0.0
Ulmer, Layne	C	22	0	5	5	1	17	1	1	0	0	1	0	0	0	0	0	0	0	0	30	0.0
Ulanov, Igor	D	6	1	1	2	2	2	1	0	0	0	0	0	0	0	0	0	0	0	0	4	25.0
Hollweg, Ryan	C	8	1	1	2	-1	2	1	0	0	0	0	0	0	0	0	0	0	0	0	10	10.0
Richter, Martin	D	29	1	1	2	0	36	18	0	0	0	0	0	0	0	1	0	0	0	0	21	4.8
Wilford, Marty	D	9	0	2	2	3	2	1	0	0	0	0	0	0	0	0	0	0	0	0	11	0.0
Kloucek, Tomas	D	9	0	2	2	1	27	6	1	1	0	0	0	0	0	0	0	0	0	0	9	0.0
Hilton, Kevin	C	1	1	0	1	0	0	0	0	0	0	0	0	0	0	0	0	0	0	0	1	100.0
Jarvis, Wes	D	27	0	1	1	-7	37	6	5	0	0	0	0	0	0	0	0	0	0	0	16	0.0
Holmqvist, Johan	G	48	0	1	1	0	2	1	0	0	0	0	0	0	0	0	0	0	0	0	0	0.0
MacLean, Cail	RW	1	0	0	0	0	0	0	0	0	0	0	0	0	0	0	0	0	0	0	0	0.0
Hall, Todd	LW	1	0	0	0	0	0	0	0	0	0	0	0	0	0	0	0	0	0	0	0	0.0
Andrews, Bobby	C	1	0	0	0	0	0	0	0	0	0	0	0	0	0	0	0	0	0	0	0	0.0
Wandler, Bryce	G	1	0	0	0	0	0	0	0	0	0	0	0	0	0	0	0	0	0	0	0	0.0
Skudra, Peter	G	3	0	0	0	0	0	0	0	0	0	0	0	0	0	0	0	0	0	0	0	0.0
McKay, Konrad	F	3	0	0	0	-4	4	2	0	0	0	0	0	0	0	0	0	0	0	0	4	0.0
McKenna, Steve	D	3	0	0	0	-2	11	3	1	0	0	0	0	0	0	0	0	0	0	0	1	0.0
Blackburn, Dan	G	4	0	0	0	0	0	0	0	0	0	0	0	0	0	0	0	0	0	0	0	0.0
Dietrich, Brandon	C	4	0	0	0	0	0	0	0	0	0	0	0	0	0	0	0	0	0	0	4	0.0
Murray, Garth	C	4	0	0	0	-5	0	0	0	0	0	0	0	0	0	0	0	0	0	0	1	0.0
Meyer, Scott	G	13	0	0	0	0	0	0	0	0	0	0	0	0	0	0	0	0	0	0	0	0.0
LaBarbera, Jason	G	20	0	0	0	0	0	0	0	0	0	0	0	0	0	0	0	0	0	0	0	0.0
Gosselin, Christian	D	39	0	0	0	-2	164	17	18	3	0	1	0	0	0	0	0	0	0	0	3	0.0
BENCH		80	0		0		10															
TOTAL			249	420	669		1974	542	90	31	0	12	0	66	8	41	6	39	8	16	2541	9.8
GOALIE	GPI	MIN	AVG	W	L	T	EN	SO	GA	SAVES	SPCT											
Wandler, Bryce	1	2:20	0.00	0	0	0	0	0	0	0	0.000											
Meyer, Scott	13	645:35	2.14	4	4	2	1	0	23	268	0.921											
Skudra, Peter	3	178:44	2.69	2	1	0	1	0	8	92	0.920											
Blackburn, Dan	4	243:41	2.71	2	1	1	0	0	11	105	0.905											
Holmqvist, Johan	48	2733:43	3.07	26	12	6	1	1	140	1251	0.899											
LaBarbera, Jason	20	1057:38	3.12	7	11	1	3	0	55	573	0.912											
TEAM TOTALS	80	4875:16	2.99	41	29	10	6	1	243	2289	0.904											



Brad Smyth




Benoit Dusablon

ALL-TIME WOLF PACK/WHALE YEAR-BY-YEAR SCORING/GOALTENDING (cont.)

2000-01:

PLAYER	POS	GP	G	A	PTS	+/-	PIM	MIN	10-MIN GROSS GAME					PP	SH	GW	GT	FG	OT	UG	SHOTS	PCT
									MAJ	MISC	MISC	MISC	MATCH									
Armstrong, Derek	C	75	32	69	101	19	73	29	1	1	0	0	0	8	2	3	0	8	1	2	262	12.2
Smyth, Brad	RW	77	50	29	79	4	110	40	6	0	0	0	21	0	6	0	10	1	2	327	15.3	
Gernander, Ken	RW	80	22	27	49	6	39	12	1	1	0	0	10	3	1	1	6	0	0	172	12.8	
Mottau, Mike	D	61	10	33	43	13	45	15	3	0	0	0	6	0	3	0	0	2	0	148	6.8	
Bannister, Drew	D	73	9	30	39	9	143	49	3	3	0	0	3	0	0	1	2	0	2	172	5.2	
Henry, Burke	D	80	8	30	38	-7	133	34	7	2	0	1	0	4	0	3	0	0	3	138	5.8	
Tuzzolino, Tony	LW	47	12	23	35	9	136	33	2	4	0	2	0	1	0	4	0	3	0	2	115	10.4
Harder, Mike	C	36	10	19	29	-3	27	6	1	0	0	1	0	2	1	3	0	2	0	1	69	14.5
Virtue, Terry	D	71	5	24	29	7	166	48	6	2	0	2	0	0	1	0	0	1	0	0	143	3.5
Kane, Boyd	LW	56	11	17	28	-4	81	28	1	2	0	0	0	4	1	3	0	0	0	0	81	13.6
Duerden, David	LW	43	16	9	25	-7	10	5	0	0	0	0	0	6	0	3	0	2	0	0	69	23.2
Ulmer, Jeff	RW	48	11	14	25	-8	34	17	0	0	0	0	0	6	1	1	0	3	0	1	93	11.8
Doig, Jason	D	52	4	20	24	6	178	39	4	5	0	3	0	0	0	1	1	1	0	0	110	3.6
Withehall, Johan	LW	19	10	8	18	5	19	7	1	0	0	0	0	2	2	2	0	0	0	1	66	15.2
Kenady, Chris	RW	42	5	12	17	-5	58	19	4	0	0	0	0	1	0	0	1	0	0	0	66	7.6
Hall, Todd	LW	79	5	12	17	-8	13	4	1	0	0	0	0	0	0	0	0	0	0	1	115	4.3
Grosek, Michal	RW	12	8	7	15	9	12	6	0	0	0	0	0	3	0	3	0	2	0	0	50	16.0
Toms, Jeff	C	12	4	9	13	2	2	1	0	0	0	0	0	0	0	0	0	0	0	0	31	12.9
Robertsson, Bert	D	27	7	5	12	10	27	6	1	1	0	0	0	1	0	2	0	1	0	1	44	15.9
Malhotra, Manny	C	28	5	6	11	5	69	12	3	3	0	0	0	0	0	1	0	2	0	1	61	8.2
Mehalko, Brad	LW	27	4	7	11	9	60	10	4	0	0	2	0	0	0	0	0	0	0	0	25	16.0
Dietrich, Brandon	LW	44	3	8	11	1	11	3	1	0	0	0	0	0	0	0	0	1	0	0	50	6.0
Fortier, Francois	C	28	2	6	8	6	8	4	0	0	0	0	0	0	0	0	0	0	0	0	30	6.7
Cherneski, Stefan	RW	28	1	7	8	-5	43	9	1	1	0	1	0	0	0	0	0	0	0	0	19	5.3
Scott, Richard	LW	64	2	5	7	0	320	40	28	8	0	2	0	0	0	0	0	0	0	0	16	12.5
Tobler, Ryan	LW	13	1	5	6	-1	71	8	3	3	0	1	0	0	0	0	0	0	0	0	15	6.7
Jarvis, Wes	D	20	1	2	3	1	24	7	0	1	0	0	0	0	0	0	0	0	0	0	15	6.7
Dawe, Jason	RW	4	2	0	2	-1	2	1	0	0	0	0	0	2	0	1	0	1	0	0	8	25.0
Bast, Ryan	D	50	1	1	2	5	146	38	8	3	0	0	0	0	0	0	0	1	0	0	29	3.4
Kloucek, Tomas	D	21	0	2	2	5	44	17	2	0	0	0	0	0	0	0	0	0	0	0	27	0.0
Yeremeyev, Vitali	G	36	0	2	2	0	4	2	0	0	0	0	0	0	0	0	0	0	0	0	0	0.0
Bembridge, Garrett	RW	7	1	0	1	-1	0	0	0	0	0	0	0	0	0	0	0	0	0	0	5	20.0
Benoit, Mathieu	RW	9	1	0	1	-3	0	0	0	0	0	0	0	0	0	0	0	0	0	0	7	14.3
Purinton, Dale	D	11	0	1	1	5	75	15	5	2	0	0	0	0	0	0	0	0	0	0	11	0.0
Holmqvist, Johan	G	43	0	1	1	0	4	2	0	0	0	0	0	0	0	0	0	0	0	0	0	0.0
Richter, Martin	D	1	0	0	0	0	0	0	0	0	0	0	0	0	0	0	0	0	0	0	0	0.0
Wandler, Bryce	G	1	0	0	0	0	0	0	0	0	0	0	0	0	0	0	0	0	0	0	0	0.0
Rivard, Stefan	C	2	0	0	0	0	12	1	0	1	0	0	0	0	0	0	0	0	0	0	0	0.0
Brown, Jeff	D	3	0	0	0	-1	2	1	0	0	0	0	0	0	0	0	0	0	0	0	2	0.0
LaBarbera, Jason	G	4	0	0	0	0	0	0	0	0	0	0	0	0	0	0	0	0	0	0	0	0.0
Labbe, Jean-Francois	G	8	0	0	0	0	0	0	0	0	0	0	0	0	0	0	0	0	0	0	0	0.0
Carpentier, Benjamin	LW	25	0	0	0	-6	63	9	9	0	0	0	0	0	0	0	0	0	0	0	5	0.0
BENCH		80	0		0		16															
TOTAL			263	450	713		2280	577	106	43	0	15	0	80	11	40	4	46	7	14	2596	10.1
GOALIE	GPI	MIN	AVG	W	L	T	EN	SO	GA	SAVES	SPCT											
Wandler, Bryce	1	29:21	2.04	0	0	0	0	0	1	4	0.800											
Holmqvist, Johan	43	2304:57	2.89	19	14	4	3	2	111	1075	0.906											
Yeremeyev, Vitali	36	1977:24	2.97	16	15	3	2	2	98	915	0.903											
Labbe, Jean-Francois	8	394:21	3.04	4	2	1	0	0	20	205	0.911											
LaBarbera, Jason	4	156:03	4.61	1	1	0	0	0	12	81	0.871											
TEAM TOTALS	80	4880:28	3.04	40	32	8	5	4	247	2280	0.902											



Derek Armstrong



Tony Tuzzolino

ALL-TIME WOLF PACK/WHALE YEAR-BY-YEAR SCORING/GOALTENDING (cont.)

1999-00:

PLAYER	POS	GP	G	A	PTS	+/-	PIM	MIN	10-MIN			GROSS		GAME										PCT
									MAJ	MISC	MISC	MISC	MISC	MATCH	PP	SH	GW	GT	FG	OT	UG	SHOTS		
Armstrong, Derek	C	77	28	54	82	12	101	33	1	2	0	1	0	11	1	4	0	4	0	2	237	11.8		
Smyth, Brad	RW	80	39	37	76	8	62	21	2	1	0	0	0	13	0	11	1	11	1	3	384	10.2		
Gernander, Ken	RW	79	28	29	57	21	24	7	0	1	0	0	0	10	2	6	0	5	1	2	208	13.5		
Hall, Todd	LW	74	11	34	45	16	14	7	0	0	0	0	0	4	0	2	0	5	0	0	139	7.9		
Witehall, Johan	LW	73	17	24	41	7	65	30	1	0	0	0	0	5	2	4	0	3	0	0	200	8.5		
Harder, Mike	C	56	18	21	39	13	33	9	1	0	0	1	0	8	0	5	0	0	1	1	118	15.3		
Vasiliev, Alexei	D	75	10	28	38	12	20	10	0	0	0	0	0	2	1	1	0	1	0	1	127	7.9		
Stock, P.J.	C	64	13	23	36	13	290	75	14	6	0	1	0	1	1	2	0	5	0	1	74	17.6		
Goneau, Daniel	LW	51	15	17	32	14	48	19	0	1	0	0	0	1	0	3	0	5	0	0	131	11.5		
Kenady, Chris	RW	71	15	16	31	19	196	43	14	3	0	1	0	1	0	1	1	6	0	0	155	9.7		
Virtue, Terry	D	67	5	22	27	9	166	48	6	4	0	0	0	0	1	1	1	0	0	1	159	3.1		
Bannister, Drew	D	44	6	14	20	15	121	33	5	2	0	1	0	2	0	2	0	2	0	0	110	5.5		
Daigle, Alexander	C	16	6	13	19	4	4	2	0	0	0	0	0	1	0	1	0	1	0	0	53	11.3		
Dawe, Jason	RW	27	9	9	18	0	24	7	0	1	0	0	0	4	1	2	0	2	0	0	88	10.2		
Fortier, Francois	LW	63	6	9	15	0	14	2	2	0	0	0	0	0	0	1	0	1	0	0	73	8.2		
Henry, Burke	D	64	3	12	15	10	47	16	3	0	0	0	0	0	0	1	0	0	0	0	68	4.4		
Doig, Jason	D	27	3	11	14	5	70	15	4	0	0	2	0	1	1	0	0	0	0	1	62	4.8		
Tuzzolino, Tony	LW	32	3	8	11	-1	41	13	1	1	0	0	0	1	0	1	0	0	0	0	90	3.3		
Kloucek, Tomas	D	73	2	8	10	22	113	34	3	1	0	2	0	0	0	0	0	1	0	0	54	3.7		
Namestnikov, John	D	33	1	9	10	-4	14	7	0	0	0	0	0	0	0	1	0	0	0	0	57	1.8		
Purinton, Dale	D	62	4	4	8	21	415	60	27	8	0	7	1	1	0	0	0	0	0	1	64	6.3		
Malhotra, Manny	C	12	1	5	6	0	2	1	0	0	0	0	0	0	0	0	0	1	0	0	17	5.9		
Wells, Chris	C	14	2	2	4	5	6	3	0	0	0	0	0	0	0	0	0	0	0	0	15	13.3		
Carpentier, Benjamin	D	54	1	1	2	-1	89	7	15	0	0	0	0	0	0	0	0	0	0	0	20	5.0		
Wilkie, David	D	1	0	2	2	2	0	0	0	0	0	0	0	0	0	0	0	0	0	0	1	0.0		
Hnilicka, Milan	G	36	0	2	2	0	0	0	0	0	0	0	0	0	0	0	0	0	0	0	0	0.0		
Hlavac, Jan	LW	3	1	0	1	0	0	0	0	0	0	0	0	0	0	0	0	0	0	0	6	16.7		
Korobolin, Alexander	D	22	1	0	1	3	22	11	0	0	0	0	0	0	0	0	0	0	0	0	25	4.0		
Labbe, Jean-Francois	G	49	1	0	1	1	12	6	0	0	0	0	0	0	0	0	0	0	0	1	1	100.0		
Cherneski, Stefan	RW	1	0	0	0	0	0	0	0	0	0	0	0	0	0	0	0	0	0	0	0	0.0		
Ndur, Rumun	D	2	0	0	0	0	0	0	0	0	0	0	0	0	0	0	0	0	0	0	2	0.0		
Colley, Kevin	C	5	0	0	0	-2	2	1	0	0	0	0	0	0	0	0	0	0	0	0	6	0.0		
Brown, Jeff	D	6	0	0	0	3	2	1	0	0	0	0	0	0	0	0	0	0	0	0	3	0.0		
Kane, Boyd	LW	8	0	0	0	0	9	2	1	0	0	0	0	0	0	0	0	0	0	0	3	0.0		
Oliver, David	F	9	0	0	0	-1	19	2	3	0	0	0	0	0	0	0	0	0	0	0	5	0.0		
BENCH		80	0		0		20																	
TOTAL			249	414	663		2065	525	103	31	0	16	1	66	10	49	3	53	3	14	2755	9.0		
GOALIE	GPI	MIN		AVG	W	L	T	EN	SO	GA	SAVES	SPCT												
Hnilicka, Milan	36	1978:33		2.15	22	11	0	4	5	71	916	0.928												
Labbe, Jean-Francois	49	2852:55		2.52	27	13	7	3	1	120	1455	0.924												
TEAM TOTALS	80	4846:49		2.45	49	24	7	7	6	198	2371	0.923												



J.F. Labbe



Todd Hall

ALL-TIME WOLF PACK/WHALE YEAR-BY-YEAR SCORING/GOALTENDING (cont.)

1998-99:

PLAYER	POS	GP	G	A	PTS	+/-	PIM	10-MIN			GROSS		GAME											PCT
								MIN	MAJ	MISC	MISC	MISC	MATCH	PP	SH	GW	GT	FG	OT	UG	SHOTS			
Armstrong, Derek	C	59	29	51	80	16	73	24	3	1	0	0	0	6	2	3	0	3	1	1	176	16.5		
Vorobiev, Vladimir	RW	65	24	41	65	-10	22	6	0	1	0	0	0	9	0	3	1	9	0	1	209	11.5		
Dube, Chris	RW	58	21	30	51	-1	20	10	0	0	0	0	0	3	2	3	0	2	0	1	191	11.0		
Gernander, Ken	RW	70	23	26	49	-1	32	11	0	1	0	0	0	9	1	1	1	3	0	0	183	12.6		
Errey, Bob	LW	69	18	27	45	1	59	22	1	1	0	0	0	5	1	1	1	2	0	1	163	11.0		
Smyth, Brad	RW	36	25	19	44	-2	48	14	4	0	0	0	0	10	0	2	0	9	0	2	177	14.1		
Goneau, Daniel	LW	72	20	19	39	7	56	28	0	0	0	0	0	3	0	5	0	2	0	1	172	11.6		
Fraser, Scott	RW	36	13	24	37	14	20	5	0	1	0	0	0	1	0	4	1	2	0	1	102	12.7		
Withehall, Johan	LW	62	14	15	29	-5	56	28	0	0	0	0	0	1	0	2	0	2	0	4	125	11.2		
Hall, Todd	LW	72	14	15	29	11	12	6	0	0	0	0	0	1	0	2	0	4	0	0	117	12.0		
Brennan, Rich	D	47	4	24	28	13	42	21	0	0	0	0	0	3	0	0	0	0	0	0	169	2.4		
Vasiliev, Alexei	D	75	8	19	27	4	24	12	0	0	0	0	0	4	0	2	0	0	1	2	101	7.9		
Stock, P.J.	LW	55	4	14	18	-9	250	45	16	7	0	1	0	2	1	0	0	1	0	0	59	6.8		
Thompson, Brent	D	76	3	15	18	20	265	65	15	6	0	0	0	0	0	1	0	0	0	0	73	4.1		
Winnes, Chris	C	33	7	6	13	-14	25	5	1	1	0	0	0	1	1	1	0	3	1	2	74	9.4		
Savard, Marc	C	9	3	10	13	1	16	8	0	0	0	0	0	1	0	0	0	0	0	1	34	8.8		
Finley, Jeff	D	42	2	10	12	16	28	14	0	0	0	0	0	1	0	0	0	0	0	0	56	3.6		
Berg, Bill	D	16	4	7	11	11	23	9	1	0	0	0	0	0	1	1	0	2	0	0	33	12.1		
Kane, Boyd	LW	56	3	5	8	-8	23	9	1	0	0	0	0	0	0	2	0	1	0	0	52	5.8		
Kenady, Chris	RW	22	2	6	8	1	52	16	2	1	0	0	0	1	0	1	0	0	0	0	47	4.3		
Brown, Kevin J.	RW	9	3	2	5	-3	14	2	0	0	0	1	0	1	0	1	0	0	0	0	22	13.6		
Mertzig, Jan	D	35	3	2	5	-17	14	7	0	0	0	0	0	0	0	0	0	0	0	1	46	6.5		
Doig, Jason	D	8	1	4	5	-2	40	10	0	1	0	1	0	1	0	0	0	0	0	0	11	9.1		
Smith, Geoff	D	9	1	4	5	-1	10	5	0	0	0	0	0	0	0	1	0	0	0	0	10	10.0		
O'Sullivan, Chris	D	10	1	4	5	-3	0	0	0	0	0	0	0	0	0	0	0	0	0	1	38	2.6		
Smith, Adam	D	29	1	4	5	0	54	17	4	0	0	0	0	0	0	0	0	0	0	0	41	2.4		
Risidore, Ryan	D	49	1	4	5	-3	81	28	5	0	0	0	0	0	0	1	0	0	0	0	38	2.6		
York, Michael	C	3	2	2	4	2	0	0	0	0	0	0	0	1	0	0	0	0	0	0	8	25.0		
Purinton, Dale	D	45	1	3	4	5	306	53	18	6	0	3	2	0	0	1	0	0	0	0	56	1.8		
Cherneski, Stefan	RW	11	1	2	3	2	41	3	3	1	0	1	0	1	0	0	1	0	0	0	13	7.7		
Campbell, Ed	D	18	0	3	3	0	24	12	0	0	0	0	0	0	0	0	0	0	0	0	12	0.0		
Labbe, Jean-Francois	G	59	0	3	3	0	25	5	1	1	0	0	0	0	0	0	0	0	0	0	0	0.0		
Brown, Jeff	D	9	0	2	2	-1	21	3	1	1	0	0	0	0	0	0	0	0	0	0	11	0.0		
Cairns, Eric	D	11	0	2	2	-2	49	17	3	0	0	0	0	0	0	0	0	0	0	0	13	0.0		
Sorochan, Lee	D	16	0	2	2	-9	33	14	1	0	0	0	0	0	0	0	0	0	0	0	21	0.0		
Ndur, Rumun	D	6	0	1	1	-4	4	2	0	0	0	0	0	0	0	0	0	0	0	0	2	0.0		
Whitmore, Kay	G	18	0	1	1	0	0	0	0	0	0	0	0	0	0	0	0	0	0	0	0	0.0		
Carpentier, Benjamin	D	21	0	1	1	0	31	3	5	0	0	0	0	0	0	0	0	0	0	0	2	0.0		
Fortier, Francois	LW	1	0	0	0	0	0	0	0	0	0	0	0	0	0	0	0	0	0	0	1	0.0		
Sylvia, Mike	RW	3	0	0	0	-1	0	0	0	0	0	0	0	0	0	0	0	0	0	0	1	0.0		
Swanson, Brian	C	4	0	0	0	0	4	2	0	0	0	0	0	0	0	0	0	0	0	0	0	0.0		
Oliver, David	RW	4	0	0	0	0	29	2	3	0	0	1	0	0	0	0	0	0	0	0	0	0.0		
Heil, Jeff	G	11	0	0	0	0	0	0	0	0	0	0	0	0	0	0	0	0	0	0	0	0.0		
BENCH		80	0		0		12																	
TOTAL			256	429	685		1938	543	88	30	0	8	2	65	9	38	4	46	3	19	2659	9.6		
GOALIE	GPI	MIN	AVG	W	L	T	EN	SO	GA	SAVES	SPCT													
Whitmore, Kay	18	1080:17	2.61	8	8	2	2	0	47	439	0.903													
Labbe, Jean-Francois	59	3392:14	3.22	28	26	3	3	2	182	1606	0.898													
Heil, Jeff	11	366:30	3.60	2	3	0	0	0	22	164	0.882													
TEAM TOTALS	80	4850:52	3.17	38	37	5	5	2	256	2209	0.896													



Johan Withehall



Chris Winnes


ALL-TIME WOLF PACK/WHALE YEAR-BY-YEAR SCORING/GOALTENDING (cont.)

1997-98:

PLAYER	POS	GP	G	A	PTS	+/-	PIM	MIN	10-MIN		GROSS		GAME												
									MAJ	MISC	MISC	MISC	MATCH	PP	SH	GW	GT	FG	OT	UG	SHOTS	PCT			
Savard, Marc	C	58	21	53	74	16	66	28	0	1	0	0	0	5	0	6	0	3	1	1	171	12.3			
Gernander, Ken	RW	80	35	28	63	22	26	8	0	1	0	0	0	9	5	4	0	5	1	2	214	16.4			
Smyth, Brad	RW	57	29	33	62	10	79	22	3	1	0	0	1	9	0	6	0	7	2	2	242	12.0			
Dube, Chris	RW	79	11	46	57	-6	46	23	0	0	0	0	0	2	1	0	0	3	0	0	191	5.8			
Vorobiev, Vladimir	RW	56	20	28	48	16	18	9	0	0	0	0	0	3	0	5	0	5	0	0	157	12.7			
Goneau, Daniel	LW	66	21	26	47	19	44	22	0	0	0	0	0	3	0	3	1	5	0	2	136	15.4			
Armstrong, Derek	C	54	16	30	46	15	40	15	0	1	0	0	0	1	0	0	1	3	0	1	122	13.1			
Ferraro, Peter	RW	36	17	23	40	3	54	22	2	0	0	0	0	8	2	2	0	2	0	1	136	12.5			
Winnes, Chris	C	64	17	23	40	9	16	3	2	0	0	0	0	2	2	1	0	4	0	1	142	12.0			
Sevigny, Pierre	LW	40	18	13	31	0	94	27	4	2	0	0	0	6	1	3	1	4	1	2	82	22.0			
Galanov, Maxim	D	61	6	24	30	12	22	11	0	0	0	0	0	2	0	0	0	0	0	0	93	6.5			
Hall, Todd	LW	73	7	18	25	2	26	13	0	0	0	0	0	1	1	1	0	1	0	0	123	5.7			
Sundin, Ronnie	D	67	3	19	22	10	59	22	1	1	0	0	0	2	0	0	0	0	0	0	108	2.8			
Thompson, Brent	D	77	4	15	19	11	308	64	18	6	0	3	0	1	1	0	0	0	0	1	70	5.7			
Sorochan, Lee	D	73	7	11	18	5	197	51	7	4	0	2	0	0	0	1	0	1	0	0	92	7.6			
Blouin, Sylvain	LW	53	8	9	17	-7	286	73	16	5	0	1	0	1	0	2	0	3	0	0	109	7.3			
Stock, P.J.	LW	41	8	8	16	7	202	31	24	2	0	0	0	1	0	3	0	1	0	2	47	17.0			
Martin, Mike	D	60	4	11	15	18	70	25	4	0	0	0	0	1	0	1	0	0	0	0	78	5.1			
Smith, Geoff	D	59	1	12	13	14	34	17	0	0	0	0	0	1	0	0	0	0	0	0	87	1.1			
Smith, Adam	D	64	7	5	12	12	120	40	4	2	0	0	0	1	1	2	1	0	0	1	99	7.1			
Sweeney, Tim	LW	7	2	6	8	0	8	4	0	0	0	0	0	2	0	0	0	0	0	0	20	10.0			
Brennan, Richard	D	9	2	4	6	0	12	6	0	0	0	0	0	1	0	1	1	1	0	0	33	6.1			
Lindbom, Johan	RW	7	1	5	6	7	6	3	0	0	0	0	0	0	0	0	0	0	0	0	15	6.7			
Maudie, Bob	C	23	1	3	4	-6	8	4	0	0	0	0	0	1	0	1	0	0	0	0	22	4.5			
Cloutier, Dan	G	24	0	4	4	0	24	7	0	1	0	0	0	0	0	0	0	0	0	0	0	0.0			
Gillingham, Todd	LW	10	2	1	3	-2	47	6	5	1	0	0	0	0	0	0	0	1	0	0	11	18.2			
Cairns, Eric	D	7	1	2	3	10	43	4	1	1	0	2	0	0	0	0	0	0	0	0	11	9.1			
VandenBussche, Ryan	RW	15	2	0	2	-2	45	10	5	0	0	0	0	0	0	0	0	0	0	0	22	9.1			
Stauber, Robb	G	39	0	2	2	0	6	3	0	0	0	0	0	0	0	0	0	0	0	0	0	0.0			
Pepperall, Colin	LW	3	1	0	1	1	2	1	0	0	0	0	0	0	0	1	0	0	0	1	2	50.0			
Proskurnicki, Andrew	LW	4	0	1	1	0	7	1	1	0	0	0	0	0	0	0	0	0	0	0	0	0.0			
Campbell, Ed	D	9	0	1	1	-2	9	2	1	0	0	0	0	0	0	0	0	0	0	0	7	0.0			
Fiorentino, Peter	D	1	0	0	0	1	0	0	0	0	0	0	0	0	0	0	0	0	0	0	0	0.0			
Heil, Jeff	G	1	0	0	0	0	0	0	0	0	0	0	0	0	0	0	0	0	0	0	0	0.0			
Burkett, Michael	LW	2	0	0	0	-1	0	0	0	0	0	0	0	0	0	0	0	0	0	0	0	0.0			
DeRouville, Philippe	G	3	0	0	0	0	0	0	0	0	0	0	0	0	0	0	0	0	0	0	0	0.0			
Brosseau, David	RW	4	0	0	0	-3	2	1	0	0	0	0	0	0	0	0	0	0	0	0	5	0.0			
Purinton, Dale	D	17	0	0	0	0	95	15	5	3	0	0	1	0	0	0	0	0	0	0	14	0.0			
Muzzatti, Jason	G	17	0	0	0	0	4	2	0	0	0	0	0	0	0	0	0	0	0	0	0	0.0			
BENCH		80	0		0		20																		
TOTAL			272	464	736		2145	595	103	32	0	8	2	63	14	43	5	49	5	17	2661	10.2			
GOALIE	GPI	MIN	AVG	W	L	T	EN	SO	GA	SAVES	SPCT														
Heil, Jeff	1	35:08	0.00	0	0	1	0	0	0	14	1.000														
Stauber, Robb	39	2221:14	2.40	20	10	6	6	2	89	1030	0.920														
Cloutier, Dan	24	1417:01	2.63	12	8	3	2	0	62	682	0.917														
DeRouville, Philippe	3	184:01	3.26	0	2	1	0	0	10	79	0.888														
Muzzatti, Jason	17	999:30	3.42	11	5	1	1	0	57	495	0.897														
TOTALS	80	4870:44	2.80	43	25	12	9	2	227	2300	0.910														



Marc Savard



P.J. Stock

ALL-TIME WOLF PACK/WHALE TEAM GAME-BY-GAME

2016-17:

#	Date	Opponent	Result		Record	Division Standings	GW Goal	Goaltenders	SF	SA	PP	PK	Att.
77.	Oct. 14	St. John's	6-3	W	1-0-0-0	1	Nieves	Hellberg/Fucale	30	31	0-4	3-4	6,971
78.	Oct. 15	@ Wilkes-Barre/Scr.	2-6	L	1-1-0-0	T-1	Sundqvist	Skapski/Jarry	26	35	0-6	0-2	6,159
79.	Oct. 22	@ Lehigh Valley	5-4*	W	2-1-0-0	T-2	Jensen	Hellberg/Lyon	34	30	2-6	5-5	7,892
80.	Oct. 23	St. John's	2-5	L	2-2-0-0	T-3	Hudon	Skapski/Lindgren	25	31	0-9	3-5	2,753
81.	Oct. 26	Hershey	3-2*	W	3-2-0-0	T-2	Graves	Hellberg/Cannata	35	23	1-5	6-6	1,429
82.	Oct. 28	Lehigh Valley	1-5	L	3-3-0-0	T-3	Weal	Hellberg-Skapski/Stolarz	33	39	0-5	3-6	2,910
83.	Oct. 29	Utica	3-4	L	3-4-0-0	T-5	Hulak	Skapski/Bachman	34	35	2-3	4-5	2,759
84.	Nov. 2	Lehigh Valley	0-4	L	3-5-0-0	T-6	Brennan	Hellberg/Stolarz	33	30	0-2	3-3	4,029
85.	Nov. 4	Bridgeport	4-5*	OTL	3-5-1-0	6	Pelech	Hellberg/Gibson	31	36	0-6	2-3	4,102
86.	Nov. 5	@ Providence	2-6	L	3-6-1-0	7	Blidh	Skapski-Hellberg/Vladar	37	29	0-4	3-4	9,015
87.	Nov. 11	@ Rochester	2-5	L	3-7-1-0	7	Kea	Halverson/Ullmark	31	19	0-3	0-2	6,046
88.	Nov. 12	@ Utica	2-3*	OTL	3-7-2-0	7	Archibald	Hellberg/Demko	31	29	1-8	3-3	3,870
89.	Nov. 13	Wilkes-Barre/Scr.	1-4	L	3-8-2-0	7	Simon	Hellberg/Jarry	23	40	0-2	5-7	2,592
90.	Nov. 16	Springfield	3-2* (SO)	W	4-8-2-0	7		Halverson/Berra	30	27	0-0	1-3	1,816
91.	Nov. 19	@ Binghamton	3-6	L	4-9-2-0	7	Perron	Halverson-Hellberg/Driedger	27	28	1-2	1-2	3,741
92.	Nov. 20	Providence	4-3* (SO)	W	5-9-2-0	7		Hellberg/Khudobin	26	27	1-4	3-3	3,268
93.	Nov. 23	Bridgeport	2-4	L	5-10-2-0	7	Landry	Hellberg/McAdam	32	27	2-3	4-5	1,874
94.	Nov. 25	Albany	3-4*	OTL	5-10-3-0	7	Wood	Hellberg/Blackwood	27	26	1-4	3-3	4,909
95.	Nov. 26	@ Lehigh Valley	3-1	W	6-10-3-0	7	Carey	Hellberg/Lyon	25	32	1-1	3-3	7,620
96.	Dec. 3	@ Toronto	3-2	W	7-10-3-0	7	Nieves	Hellberg/Sparks	30	29	1-4	6-7	4,695
97.	Dec. 4	@ Toronto	3-5	L	7-11-3-0	7	Clune	Hellberg/Sparks	33	37	1-3	5-8	4,583
98.	Dec. 7	Springfield	2-4	L	7-12-3-0	7	Bozon	Hellberg/McKenna	34	30	0-2	3-3	1,677
99.	Dec. 10	Toronto	3-5	L	7-13-3-0	7	Kapanen	Halverson/Enroth	27	35	3-7	4-6	5,261
100.	Dec. 11	@ Providence	1-2*	SOL	7-13-3-1	7		Hellberg/McIntyre	32	42	0-6	7-7	7,642
101.	Dec. 14	Wilkes-Barre/Scr.	2-6	L	7-14-3-1	7	Gaunce	Hellberg/Jarry	33	33	0-2	2-4	1,352
102.	Dec. 16	Syracuse	2-1* (SO)	W	8-14-3-1	7		Halverson/Wilcox	30	27	0-3	2-2	4,233
103.	Dec. 17	@ Hershey	5-4	W	9-14-3-1	7	McRae	Hellberg/Cannata	21	29	1-3	2-4	8,431
104.	Dec. 21	@ Syracuse	5-4	W	10-14-3-1	7	Fontaine	Halverson/Wilcox	24	32	1-3	2-2	4,211
105.	Dec. 26	@ Bridgeport	5-2	W	11-14-3-1	7	Jensen	Hellberg/McAdam	30	37	0-4	3-4	5,012
106.	Dec. 27	Providence	2-3	L	11-15-3-1	7	Szwarz	Malcolm/Subban	31	29	0-2	2-2	5,491
107.	Dec. 30	@ Springfield	2-3	L	11-16-3-1	7	McCann	Halverson/McKenna	32	17	0-2	2-2	5,732
108.	Dec. 31	Albany	1-3	L	11-17-3-1	7	Sexton	Hellberg/Appleby	25	30	1-5	1-1	3,882
109.	Jan. 3	@ Wilkes-Barre/Scr.	2-3	L	11-18-3-1	7	Ruhwedel	Halverson/Jarry	27	35	0-4	6-7	3,291
110.	Jan. 6	Lehigh Valley	2-1	W	12-18-3-1	7	Brown	Hellberg/Stolarz	23	32	1-3	4-4	4,920
111.	Jan. 7	Bridgeport	1-2	L	12-19-3-1	7	Kearns	Halverson/Halak-Williams	17	30	0-2	8-8	3,636
112.	Jan. 8	@ Providence	0-3	L	12-20-3-1	7	Marshall	Hellberg/Khudobin	21	27	0-2	3-4	9,034
113.	Jan. 11	@ Rochester	3-1	W	13-20-3-1	7	Carey	Halverson/Muse	29	32	1-3	4-5	4,781
114.	Jan. 13	@ St. John's	2-1*	W	14-20-3-1	7	Brown	Hellberg/Lindgren	27	30	1-4	4-4	3,746
115.	Jan. 14	@ St. John's	2-4	L	14-21-3-1	7	Broll	Halverson/Danis	26	34	2-3	3-4	3,911
116.	Jan. 20	Toronto	4-7	L	14-22-3-1	7	Findlay	Halverson-Skapski/Sparks	28	30	0-2	1-4	4,921
117.	Jan. 21	Rochester	1-3	L	14-23-3-1	7	Bailey	Halverson/Ullmark	26	29	0-2	4-4	4,980
118.	Jan. 22	@ Providence	5-2	W	15-23-3-1	7	Hrivik	Skapski/Khudobin-Subban	28	35	2-2	4-5	5,980
119.	Jan. 25	Hershey	4-5	L	15-24-3-1	7	Carey	Skapski/Vanecek	34	21	3-7	3-4	1,860
120.	Jan. 27	@ Bridgeport	2-3*	SOL	15-24-3-2	7		Hellberg/Halak	23	25	1-3	5-6	3,698
121.	Jan. 28	Providence	4-3	W	16-24-3-2	7	Tambellini	Halverson/Khudobin	29	23	0-2	3-4	10,700
122.	Feb. 3	Utica	4-3	W	17-24-3-2	7	Fontaine	Halverson/Bachman	24	36	1-4	2-3	4,921
123.	Feb. 4	Rochester	2-4	L	17-25-3-2	7	Baptiste	Hellberg/Ullmark	20	24	1-4	1-2	5,779
124.	Feb. 10	@ Springfield	3-2	W	18-25-3-2	7	Tambellini	Halverson/Berra	16	34	2-5	3-3	6,275
125.	Feb. 11	@ Hershey	2-4	L	18-26-3-2	7	Carey	Halverson/Milner	25	22	0-2	3-3	10,561
126.	Feb. 17	@ Lehigh Valley	3-2	W	19-26-3-2	7	McRae	Halverson/Lyon	18	44	1-2	7-7	8,520
127.	Feb. 18	@ Lehigh Valley	4-6	L	19-27-3-2	7	Martel	Halverson/Stolarz	44	27	0-4	4-6	8,683
128.	Feb. 19	Springfield	2-4	L	19-28-3-2	7	Malgin	Hellberg/McKenna	26	27	0-4	2-3	4,217
129.	Feb. 24	Hershey	1-6	L	19-29-3-2	7	Vrana	Halverson-Hellberg/Vanecek	23	32	0-3	5-6	6,072
130.	Feb. 25	@ Springfield	0-2	L	19-30-3-2	7	Balisy	Halverson/McKenna	32	23	0-1	1-2	5,348
131.	Feb. 26	Binghamton	3-1	W	20-30-3-2	7	Fogarty	Hellberg/Driedger	21	27	0-2	1-2	3,422
132.	Mar. 1	Springfield	4-3*	W	21-30-3-2	7	Buchnevich	Halverson/Berra	38	29	1-5	2-2	1,788
133.	Mar. 4	Lehigh Valley	1-3	L	21-31-3-2	7	McDonald	Halverson/Lyon	33	33	0-3	4-4	6,527
134.	Mar. 5	Wilkes-Barre/Scr.	3-6	L	21-32-3-2	7	Warsofsky	Halverson-Hellberg/DeSmith	27	34	1-4	3-5	5,670
135.	Mar. 10	@ Wilkes-Barre/Scr.	1-8	L	21-33-3-2	7	Burton	Skapski/DeSmith	20	35	0-5	2-3	5,177
136.	Mar. 11	@ Springfield	2-5	L	21-34-3-2	7	Thompson	Malcolm/Brittain	15	45	0-3	3-3	6,793
137.	Mar. 12	@ Bridgeport	2-5	L	21-35-3-2	7	Kearns	Skapski/Halak	20	36	0-1	3-6	6,349
138.	Mar. 17	@ Hershey	3-4*	OTL	21-35-4-2	7	Djoos	Malcolm/Copley	24	26	1-3	4-4	9,047
139.	Mar. 18	@ Hershey	4-6	L	21-36-4-2	7	Carey	Skapski-Malcolm/Vanecek	19	38	2-5	4-6	10,081
140.	Mar. 21	@ Wilkes-Barre/Scr.	2-5	L	21-37-4-2	7	Aston-Reese	Malcolm-Skapski/DeSmith	21	39	0-3	4-5	4,042
141.	Mar. 24	Providence	1-3	L	21-38-4-2	7	Mueller	Hellberg/McIntyre	24	49	0-4	3-3	5,792
142.	Mar. 25	Bridgeport	4-3	W	22-38-4-2	7	Joly	Skapski/McAdam	29	30	0-1	4-4	5,410
143.	Mar. 26	Providence	2-5	L	22-39-4-2	7	Randell	Hellberg/McIntyre	23	39	1-7	3-4	3,748
144.	Mar. 31	Hershey	3-0	W	23-39-4-2	7	Joly	Hellberg/Copley	27	20	1-3	2-3	4,493
145.	Apr. 1	@ Albany	3-4	L	23-40-4-2	7	Pietila	Nell/Appleby	33	30	1-6	4-6	3,639
146.	Apr. 2	@ Providence	1-4	L	23-41-4-2	7	Mueller	Nell/McIntyre	24	40	0-3	2-4	9,945
147.	Apr. 7	Springfield	4-3	W	24-41-4-2	7	Jensen	Nell/Brittain	26	30	1-2	3-3	4,529
148.	Apr. 8	Wilkes-Barre/Scr.	1-2	L	24-42-4-2	7	Dea	Hellberg/DeSmith	35	27	0-6	2-2	6,344
149.	Apr. 9	@ Bridgeport	2-3	L	24-43-4-2	7	Pulock	Halverson/McAdam	21	36	0-5	2-3	5,000
150.	Apr. 12	@ Albany	3-6	L	24-44-4-2	7	Wood	Hellberg/Blackwood	26	31	1-7	3-5	2,002
151.	Apr. 14	@ Utica	4-5	L	24-45-4-2	7	Pedan	Halverson/Bachman	43	37	2-5	4-4	3,870
152.	Apr. 15	@ Springfield	1-5	L	24-46-4-2	7	McCann	Nell/Wilcox	24	34	1-4	0-2	6,217

* - Overtime

- Sellout

ALL-TIME WOLF PACK/WHALE TEAM GAME-BY-GAME (cont.)

2015-16:

#	Date	Opponent	Result	Record	Division Standings	GW Goal	Goaltenders	SF	SA	PP	PK	Att.
1.	Oct. 10	St. John's	1-3 L	0-1-0-0	T-5	Gregoire	Hellberg/Tokarski	31	30	0-5	1-1	6,518
2.	Oct. 14	Providence	4-3* W	1-1-0-0	T-4	Tambellini	Hellberg/McIntyre	30	37	1-4	3-4	1,565
3.	Oct. 17	Utica	3-0 W	2-1-0-0	T-2	Nejzchleb	Hellberg/Cannata	28	30	0-3	4-4	3,327
4.	Oct. 18	Syracuse	5-2 W	3-1-0-0	T-2	Diaz	Hellberg/Wilcox	33	35	1-6	4-4	2,259
5.	Oct. 23	@ Syracuse	4-3 W	4-1-0-0	T-2	Nehring	Hellberg/Wilcox	33	36	1-6	7-9	5,232
6.	Oct. 24	@ Hershey	2-3* OTL	4-1-1-0	2	Bourque	Hellberg/Ellis	24	31	0-4	4-6	8,656
7.	Oct. 25	@ Hershey	3-2* (SO) W	5-1-1-0	2		Malcolm/Peters	28	26	0-3	2-2	9,198
8.	Oct. 30	@ Wilkes-Barre/Scr.	1-4 L	5-2-1-0	3	Wilson	Hellberg/Murray	30	27	0-3	3-3	4,330
9.	Oct. 31	Providence	2-1* W	6-2-1-0	2	Gibbons	Hellberg/McIntyre	24	18	0-2	1-1	2,211
10.	Nov. 1	Rochester	2-3 L	6-3-1-0	3	Sanguinetti	Malcolm/Lieuwen	24	25	2-4	4-4	2,472
11.	Nov. 4	Toronto	0-5 L	6-4-1-0	4	Arcobello	Hellberg/Sparks	30	24	0-5	3-3	5,976
12.	Nov. 7	Albany	0-4 L	6-5-1-0	4	Sislo	Hellberg-Malcolm/Danis	24	26	0-4	3-3	4,029
13.	Nov. 8	@ Bridgeport	0-1 L	6-6-1-0	4	Graham	Hellberg/Gibson	30	18	0-5	2-2	3,819
14.	Nov. 11	@ Portland	2-6 L	6-7-1-0	4	McKegg	Hellberg/McKenna	30	28	0-5	2-3	1,668
15.	Nov. 13	@ Portland	2-3 L	6-8-1-0	6	Shaw	Skapski/McKenna	25	28	0-3	4-4	3,000
16.	Nov. 15	Wilkes-Barre/Scr.	6-7* OTL	6-8-2-0	6	Wilson	Skapski-Hellberg/Murray-Jarry	30	37	0-3	4-5	2,969
17.	Nov. 20	@ Utica	3-2 W	7-8-2-0	6	Oleksuk	Hellberg-Skapski/Bachman	24	31	1-3	3-3	3,860
18.	Nov. 21	Lehigh Valley	3-1 W	8-8-2-0	T-4	Adam	Skapski/Stolarz	26	25	1-4	2-2	4,225
19.	Nov. 22	Utica	2-3 L	8-9-2-0	5	Archibald	Skapski/Bachman	18	37	1-6	3-5	2,922
20.	Nov. 27	Springfield	0-2 L	8-10-2-0	6	Grant	Skapski/Treutle	36	21	0-1	3-3	4,807
21.	Nov. 28	@ Bridgeport	2-5 L	8-11-2-0	6	Vaive	Skapski/Gibson	26	39	0-4	1-2	4,208
22.	Dec. 4	Hershey	4-3* (SO) W	9-11-2-0	6		Skapski/Peters	26	36	0-3	4-5	3,923
23.	Dec. 5	@ Wilkes-Barre/Scr.	3-1 W	10-11-2-0	6	Tambellini	Hellberg/Jarry	25	29	2-7	3-3	6,224
24.	Dec. 6	@ Bridgeport	2-4 L	10-12-2-0	7	Whitney	Hellberg/Gibson	34	24	0-4	2-2	2,922
25.	Dec. 11	@ Providence	1-3 L	10-13-2-0	8	Cave	Skapski/Subban	35	33	0-3	4-5	6,097
26.	Dec. 12	Bridgeport	4-2 W	11-13-2-0	8	Hrvik	Hellberg/Williams	26	27	1-4	4-5	5,533
27.	Dec. 13	@ Providence	2-4 L	11-14-2-0	8	Hargrove	Hellberg/McIntyre	26	33	1-5	4-6	6,005
28.	Dec. 18	@ Rochester	1-7 L	11-15-2-0	8	Sanguinetti	Skapski-Malcolm/Makarov	29	32	0-7	4-5	4,701
29.	Dec. 19	@ Utica	2-1* (SO) W	12-15-2-0	8		Malcolm/Bachman	33	26	0-3	6-6	3,860
30.	Dec. 26	@ Binghamton	2-4 L	12-16-2-0	8	Schneider	Hellberg/O'Connor	26	24	1-3	2-5	4,432
31.	Dec. 27	@ Rochester	1-0 W	13-16-2-0	T-6	Nehring	Malcolm/Lieuwen	26	24	0-2	1-1	5,174
32.	Dec. 29	Portland	5-2 W	14-16-2-0	6	Tarnasky	Malcolm/Brittain	39	34	0-1	3-4	4,511
33.	Jan. 2	Albany	3-4 L	14-17-2-0	T-6	Lorito	Malcolm/Wedgewood	33	32	2-3	3-5	5,129
34.	Jan. 3	Wilkes-Barre/Scr.	2-3 L	14-18-2-0	7	Rust	Hellberg/Desmith	24	34	0-4	1-1	2,792
35.	Jan. 8	Springfield	2-3 L	14-19-2-0	8	Cunningham	Malcolm/Treutle	28	29	0-1	1-1	5,754
36.	Jan. 9	Bridgeport	5-4 W	15-19-2-0	7	Bourque	Hellberg-Gibson-Milner	29	33	0-6	3-4	5,411
37.	Jan. 10	Albany	4-3* W	16-19-2-0	7	Bodie	Hellberg/Danis	19	34	0-0	1-2	3,257
38.	Jan. 15	@ Springfield	1-0 W	17-19-2-0	6	Hrvik	Hellberg/Treutle	28	32	0-2	2-2	3,570
39.	Jan. 16	@ Lehigh Valley	2-1 W	18-19-2-0	6	Tambellini	Hellberg/Stolarz	28	27	1-4	4-4	9,046
40.	Jan. 18	@ Providence	3-2* W	19-19-2-0	T-5	Skjei	Hellberg/McIntyre	26	31	0-4	2-2	7,606
41.	Jan. 20	@ Albany	3-2* W	20-19-2-0	T-5	Nehring	Hellberg/Wedgewood	17	34	0-2	3-3	1,951
42.	Jan. 24	Portland	4-1 W	21-19-2-0	5	Megna	Hellberg/Brittain	27	31	0-2	1-1	3,207
43.	Jan. 27	@ Wilkes-Barre/Scr.	3-1 W	22-19-2-0	5	Tambellini	Hellberg/Murray	29	28	0-1	1-1	4,673
44.	Jan. 29	Bridgeport	1-4 L	22-20-2-0	6	Wright	Hellberg/Berube	32	28	0-5	3-3	6,311
45.	Jan. 30	St. John's	4-1 W	23-20-2-0	6	Nehring	Malcolm/Fucale	26	22	1-4	4-4	9,544
46.	Feb. 5	@ Portland	5-0 W	24-20-2-0	6	Jensen	Hellberg/McKenna-Brittain	40	35	0-4	4-4	2,769
47.	Feb. 6	@ Albany	0-3 L	24-21-2-0	6	Thomson	Hellberg/Danis	21	27	0-1	1-1	8,124
48.	Feb. 12	Wilkes-Barre/Scr.	1-3 L	24-22-2-0	6	Zlobin	Hellberg/Murray	27	23	0-4	2-3	4,916
49.	Feb. 13	@ Bridgeport	3-7 L	24-23-2-0	6	Rowe	Malcolm/Gibson	38	30	1-3	3-7	7,288
50.	Feb. 14	Rochester	4-2 W	25-23-2-0	6	Oleksuk	Hellberg/Ullmark	20	33	0-2	1-1	4,649
51.	Feb. 17	Providence	3-2 W	26-23-2-0	6	Adam	Hellberg/Smith	28	32	0-4	5-5	2,472
52.	Feb. 20	@ Springfield	7-2 W	27-23-2-0	6	Diaz	Hellberg/Robinson	36	21	2-4	3-5	4,374
53.	Feb. 21	Binghamton	2-6 L	27-24-2-0	6	Robinson	Hellberg/O'Connor	38	30	1-5	1-2	4,379
54.	Feb. 24	Portland	0-1 L	27-25-2-0	6	Acolatse	Hellberg/McKenna	35	26	0-2	1-1	1,806
55.	Feb. 26	@ Lehigh Valley	3-2* (SO) W	28-25-2-0	6		Hellberg/Stolarz	39	37	1-1	2-3	8,429
56.	Feb. 28	Lehigh Valley	1-2 L	28-26-2-0	6	Goumas	Hellberg/Stolarz	25	23	0-3	3-3	3,782
57.	Mar. 2	@ Bridgeport	4-3* (SO) W	29-26-2-0	6		Hellberg/Gibson	39	45	1-4	3-4	3,333
58.	Mar. 6	Bridgeport	2-3 L	29-27-2-0	6	Finn	Malcolm/Gibson	28	28	1-6	1-2	5,611
59.	Mar. 11	@ Providence	3-2* (SO) W	30-27-2-0	6		Hellberg/Smith	37	34	0-3	3-3	9,821
60.	Mar. 12	Lehigh Valley	4-2 W	31-27-2-0	6	Hrvik	Malcolm/LaBarbera	47	30	1-5	5-5	4,989
61.	Mar. 13	@ Portland	4-3 W	32-27-2-0	6	Graves	Hellberg/McKenna	29	32	0-1	1-2	3,401
62.	Mar. 18	Portland	4-3* W	33-27-2-0	6	Jensen	Hellberg/McKenna	39	30	1-4	2-2	5,329
63.	Mar. 19	Springfield	4-3* (SO) W	34-27-2-0	T-5		Hellberg/Langhamer	47	15	0-1	2-2	5,417
64.	Mar. 20	@ Springfield	3-0 W	35-27-2-0	T-5	Hrvik	Malcolm/Treutle	27	25	1-5	3-3	2,565
65.	Mar. 23	Providence	2-3* OTL	35-27-3-0	6	Khokhlachev	Hellberg/Smith	26	32	0-6	1-3	2,344
66.	Mar. 25	Bridgeport	2-1* W	36-27-3-0	6	Nehring	Hellberg/Williams	25	31	1-3	7-7	5,188
67.	Mar. 26	@ Lehigh Valley	1-2 L	36-28-3-0	6	Padakin	Hellberg/Ouellette	39	26	0-3	3-3	8,677
68.	Mar. 29	@ Albany	0-3 L	36-29-3-0	6	Novak	Hellberg/Danis	24	34	0-2	3-3	2,754
69.	Apr. 1	Hershey	5-1 W	37-29-3-0	6	C. Brown	Hellberg/Ellis	32	19	1-5	4-4	5,062
70.	Apr. 2	Portland	1-4 L	37-30-3-0	6	Megan	Hellberg/McKenna	44	28	0-5	2-2	5,810
71.	Apr. 8	@ Springfield	7-3 W	38-30-3-0	6	Megna	Hellberg/Treutle	32	36	2-6	4-5	5,425
72.	Apr. 9	Springfield	6-2 W	39-30-3-0	6	C. Brown	Skapski/Hill	28	30	1-2	1-1	8,322
73.	Apr. 10	@ Portland	2-3 L	39-31-3-0	6	Shaw	Hellberg/Brittain	19	31	0-2	5-5	3,314
74.	Apr. 13	@ Toronto	3-2 W	40-31-3-0	6	Adam	Hellberg/Bibeau	29	29	0-2	3-4	7,850
75.	Apr. 15	@ St. John's	4-1 W	41-31-3-0	6	Summers	Skapski/Fucale	29	24	0-1	1-2	5,229
76.	Apr. 16	@ St. John's	1-2 L	41-32-3-0	6	Bozon	Skapski/Pasquale	36	35	0-2	1-1	5,994

* - Overtime

- Sellout

ALL-TIME WOLF PACK/WHALE TEAM GAME-BY-GAME (cont.)

2014-15:

#	Date	Opponent	Result	Record	Division Standings	GW Goal	Goaltenders	SF	SA	PP	PK	Att.	
1.	Oct. 12	@ Syracuse	4-3*	W	1-0-0-0	T-1	Lindberg	Desjardins/Vasilevskiy	27	32	1-4	5-6	3,861
2.	Oct. 18	Portland	2-1	W	2-0-0-0	T-3	Miller	Desjardins/McKenna	32	20	1-5	3-3	7,389
3.	Oct. 19	Hershey	0-1*	OTL	2-0-1-0	T-2	Wellman	Missiaen/Copley	15	37	0-5	5-6	2,037
4.	Oct. 21	@ Worcester	5-4	W	3-0-1-0	T-1	Bodie	Desjardins-Missiaen/Grosenick	27	36	1-5	5-6	1,488
5.	Oct. 24	Albany	3-7	L	3-1-1-0	T-2	Thomson	Missiaen-Skapski/Kinkaid	30	27	1-7	4-5	3,216
6.	Oct. 25	@ Albany	2-5	L	3-2-1-0	T-2	Timmins	Missiaen/Wedgewood	28	33	0-5	3-4	2,777
7.	Oct. 26	Norfolk	3-0	W	4-2-1-0	T-2	Kristo	Skapski/LaBarbera	29	16	1-6	3-3	2,094
8.	Nov. 1	@ Lehigh Valley	4-2	W	5-2-1-0	T-2	Vaive	Skapski/Zepp	31	29	0-2	2-2	8,114
9.	Nov. 2	Worcester	4-3	W	6-2-1-0	2	Fast	Desjardins/Anderson	18	39	1-5	6-7	2,443
10.	Nov. 5	Albany	3-1	W	7-2-1-0	1	Haggerty	Desjardins/Clemmensen	19	31	2-4	4-4	3,477
11.	Nov. 8	@ Hershey	2-4	L	7-3-1-0	T-1	Newbury	Desjardins/Grubauer	30	33	1-3	4-5	8,971
12.	Nov. 9	@ Hershey	3-2	W	8-3-1-0	T-1	Lindberg	Skapski/Copley	29	24	1-4	6-6	8,243
13.	Nov. 14	Bridgeport	1-6	L	8-4-1-0	T-3	Halmo	Desjardins/Poulin	35	21	0-5	2-2	4,627
14.	Nov. 15	@ Bridgeport	2-5	L	8-5-1-0	T-4	Halmo	Skapski/Leggio	27	29	1-4	5-8	4,363
15.	Nov. 16	Manchester	3-4*	OTL	8-5-2-0	T-4	O'Neill	Skapski/Bartosak	27	40	2-5	1-2	2,557
16.	Nov. 19	Syracuse	4-5	L	8-6-2-0	T-4	Paradis	Desjardins-Skapski/Vasilevskiy	20	24	0-5	2-3	1,782
17.	Nov. 21	@ Providence	1-4	L	8-7-2-0	T-4	Caron	Skapski/Smith	22	33	0-3	2-2	8,045
18.	Nov. 22	Bridgeport	2-1*	W	9-7-2-0	4	Bodie	Skapski/Poulin	30	18	1-7	3-4	4,055
19.	Nov. 26	@ Albany	4-3* (SO)	W	10-7-2-0	T-3	Skapski/Kinkaid	Skapski/Kinkaid	33	39	0-3	5-6	1,776
20.	Nov. 28	Norfolk	0-2	L	10-8-2-0	5	Leblanc	Skapski/Danis	35	27	0-4	4-6	3,769
21.	Nov. 29	@ Bridgeport	3-1	W	11-8-2-0	4	R. Bourque	Desjardins/Leggio	31	22	2-6	2-3	4,918
22.	Dec. 5	@ Syracuse	5-6	L	11-9-2-0	5	Angelidis	Skapski-Desjardins/Gudlevskis	35	34	3-6	3-6	4,234
23.	Dec. 6	Springfield	0-1*	SOL	11-9-2-1	4		Desjardins/Forsberg	30	32	0-5	5-5	4,216
24.	Dec. 7	Binghamton	4-2	W	12-9-2-1	T-3	Jackson	Skapski/Greenham	35	47	1-1	4-4	2,908
25.	Dec. 11	Albany	3-2	W	13-9-2-1	3	C. Bourque	Desjardins/Clemmensen	33	35	2-6	4-4	1,816
26.	Dec. 12	Worcester	5-3	W	14-9-2-1	3	Haggerty	Malcolm/Grosenick	28	38	0-1	3-3	3,516
27.	Dec. 14	@ Bridgeport	5-4*	W	15-9-2-1	3	Mueller	Desjardins/Poulin	35	32	1-5	3-4	4,205
28.	Dec. 19	Syracuse	0-2	L	15-10-2-1	3	Richard	Skapski/Gudlevskis	24	24	0-6	5-6	2,707
29.	Dec. 20	Lehigh Valley	2-1*	W	16-10-2-1	3	Malone	Desjardins/Stolarz	26	26	0-4	3-3	3,562
30.	Dec. 26	Springfield	1-2*	SOL	16-10-2-2	3		Desjardins-Skapski/Forsberg	29	38	0-5	6-6	4,072
31.	Dec. 27	Portland	3-1	W	17-10-2-2	3	Bodie	Skapski/McKenna	27	27	0-2	3-3	3,987
32.	Dec. 31	@ Portland	1-3	L	17-11-2-2	3	Shinnimin	Skapski/McKenna	23	30	0-3	2-4	4,686
33.	Jan. 2	St. John's	4-2	W	18-11-2-2	3	Allen	Skapski/Budaj	31	20	0-6	6-7	4,248
34.	Jan. 3	St. John's	3-7	L	18-12-2-2	3	Kosmachuk	Skapski-Missiaen/Hellebuyck	42	32	1-4	3-6	3,659
35.	Jan. 9	Syracuse	3-2*	W	19-12-2-2	3	McIlrath	Danis/Vasilevskiy	38	26	1-5	7-8	4,615
36.	Jan. 10	@ Springfield	4-3*	W	20-12-2-2	3	Hrvik	Skapski/Dansk	36	30	0-4	3-3	3,482
37.	Jan. 11	Bridgeport	3-4*	OTL	20-12-3-2	3	Mouillierat	Skapski/Leggio	28	23	1-5	3-4	4,240
38.	Jan. 16	@ Norfolk	3-2*	W	21-12-3-2	3	Haggerty	Danis/LaBarbera	33	40	0-4	5-5	5,520
39.	Jan. 17	@ Norfolk	3-0	W	22-12-3-2	3	C. Bourque	Skapski/LaBarbera	27	19	1-4	3-3	8,035
40.	Jan. 21	Providence	1-0	W	23-12-3-2	3	Vaive	Danis/Subban	33	27	0-4	3-3	2,744
41.	Jan. 23	Springfield	4-3	W	24-12-3-2	3	McIlrath	Skapski/Forsberg	28	28	0-5	4-6	5,917
42.	Jan. 24	@ Syracuse	2-3	L	24-13-3-2	3	Angelidis	Danis/Vasilevskiy	32	26	1-5	5-6	6,079
43.	Jan. 30	Bridgeport	8-6	W	25-13-3-2	3	Kristo	Danis/Leggio-Simpson	32	28	3-8	5-8	6,671
44.	Jan. 31	Springfield	3-1	W	26-13-3-2	2	Kristo	Skapski/Munroe	33	23	1-4	4-4	10,789
45.	Feb. 4	@ Syracuse	2-3	L	26-14-3-2	2	Dodero	Danis/Gudlevskis	17	45	1-3	4-6	3,973
46.	Feb. 7	@ Bridgeport	2-3*	OTL	26-14-4-2	3	Langkow	Danis/Poulin	38	20	0-4	3-4	5,286
47.	Feb. 10	@ St. John's	0-3	L	26-15-4-2	3	Riley	Danis/Hellebuyck	21	23	0-2	2-3	5,487
48.	Feb. 11	@ St. John's	4-5*	SOL	26-15-4-3	3		Danis/Hellebuyck	29	36	2-6	5-7	5,269
49.	Feb. 14	Albany	5-2	W	27-15-4-3	3	Brown	Malcolm/Clemmensen	32	31	1-6	2-3	4,064
50.	Feb. 15	@ Albany	4-3	W	28-15-4-3	T-2	Mueller	Malcolm/Wedgewood	23	25	0-1	1-1	3,815
51.	Feb. 17	@ Portland	2-3	L	28-16-4-3	T-2	Gaudet	Danis/Domingue	12	34	1-2	5-6	2,523
52.	Feb. 20	@ Springfield	3-2*	W	29-16-4-3	2	Lindberg	Malcolm/Dansk	27	31	0-3	4-4	3,057
53.	Feb. 21	@ Lehigh Valley	5-4*	W	30-16-4-3	2	Lindberg	Malcolm/Ouellette-Stolarz	23	34	0-4	3-5	8,791
54.	Feb. 22	Wilkes-Barre/Scr.	1-4	L	30-17-4-3	2	Leblond	Danis/Zatkoff	23	28	0-4	4-5	4,987
55.	Feb. 27	@ Manchester	2-4	L	30-18-4-3	3	Crescenzi	Malcolm/Berube	21	45	0-4	4-5	4,202
56.	Feb. 28	Wilkes-Barre/Scr.	2-3*	OTL	30-18-5-3	3	Ebbett	Danis/Zatkoff	31	29	1-2	2-3	7,951
57.	Mar. 6	@ Worcester	2-5	L	30-19-5-3	3	Young	Malcolm-Danis/Grosenick	35	38	1-4	2-4	2,692
58.	Mar. 7	Hershey	3-5	L	30-20-5-3	3	Newbury	Danis/Copley	37	20	0-4	3-3	7,192
59.	Mar. 8	@ Manchester	3-5	L	30-21-5-3	3	Auger	Malcolm/Berube	21	35	1-5	6-7	4,506
60.	Mar. 13	@ Springfield	2-1*	W	31-21-5-3	3	Allen	Danis/Munroe	32	27	1-4	4-4	3,287
61.	Mar. 14	@ Binghamton	4-3	W	32-21-5-3	2	Lindberg	Danis/Greenham	27	40	1-3	3-3	4,608
62.	Mar. 15	@ Wilkes-Barre/Scr.	5-2	W	33-21-5-3	2	Allen	Malcolm/Zatkoff	40	13	2-5	4-5	6,962
63.	Mar. 20	Lehigh Valley	3-2	W	34-21-5-3	2	R. Bourque	Danis/Zepp	32	29	2-5	3-3	4,686
64.	Mar. 21	@ Springfield	1-2*	SOL	34-21-5-4	2		Danis/Munroe	16	36	0-3	6-6	4,197
65.	Mar. 22	@ Albany	3-5	L	34-22-5-4	2	Hrabarenka	Malcolm/Clemmensen	18	28	0-4	5-8	4,578
66.	Mar. 27	Providence	5-0	W	35-22-5-4	2	Brown	Skapski/Smith-Subban	30	27	0-4	6-6	8,629
67.	Mar. 28	@ Springfield	3-2*	W	36-22-5-4	2	Kristo	Skapski/Munroe	23	29	1-4	3-3	4,997
68.	Apr. 1	@ Wilkes-Barre/Scr.	3-4	L	36-23-5-4	2	Uher	Skapski/Zatkoff	40	21	0-4	2-3	4,114
69.	Apr. 3	Syracuse	6-4	W	37-23-5-4	2	Hrvik	Skapski/Gudlevskis-York	32	37	3-7	4-4	4,327
70.	Apr. 4	Manchester	3-2* (SO)	W	38-23-5-4	2		Danis/Bartosak	36	43	1-4	2-4	4,409
71.	Apr. 10	Springfield	5-0	W	39-23-5-4	2	Kristo	Danis/Munroe-Korpisalo	34	31	1-5	7-7	4,788
72.	Apr. 11	Albany	2-1	W	40-23-5-4	2	Lindberg	Danis/Clemmensen	23	26	0-5	3-3	5,232
73.	Apr. 12	@ Providence	4-1	W	41-23-5-4	T-1	Haggerty	Danis/Smith	19	31	1-3	2-3	10,437
74.	Apr. 17	Bridgeport	3-2	W	42-23-5-4	1	Hrvik	Danis/Motte	16	32	0-3	3-4	6,388
75.	Apr. 18	@ Albany	2-4	L	42-24-5-4	1	Sislo	Danis/Clemmensen	28	26	2-4	3-5	5,345
76.	Apr. 19	@ Bridgeport	2-1	W	43-24-5-4	1	Potulny	Malcolm/Poulin-Williams	33	28	0-3	2-2	6,345

* - Overtime

- Sellout

ALL-TIME WOLF PACK/WHALE TEAM GAME-BY-GAME (cont.)

2013-14:

#	Date	Opponent	Result	Record	Division Standings	GW Goal	Goaltenders	SF	SA	PP	PK	Att.
1.	Oct. 5	Norfolk	2-3* SOL	0-0-0-1	3		Talbot/Andersen	37	28	1-8	6-7	6,347
2.	Oct. 6	Albany	4-3 W	1-0-0-1	1	McIlrath	Missiaen/Kinkaid	22	26	1-4	2-3	2,128
3.	Oct. 11	Adirondack	5-4* (SO) W	2-0-0-1	1		Talbot/Danis	20	35	2-5	3-4	2,273
4.	Oct. 12	@ Adirondack	3-2 W	3-0-0-1	1	Dupont	Talbot/Heeter	30	35	0-5	5-6	5,031
5.	Oct. 18	Manchester	4-3* (SO) W	4-0-0-1	1		Talbot/Jones	32	33	0-5	6-7	2,843
6.	Oct. 19	@ Portland	3-2 W	5-0-0-1	1	Kristo	Talbot/Visentin	38	41	0-2	2-2	2,973
7.	Oct. 23	Portland	2-4 L	5-1-0-1	1	Brown	Missiaen/Visentin	20	30	1-2	5-8	2,032
8.	Oct. 25	@ Albany	3-4 L	5-2-0-1	T-1	Timmins	Malcolm-Stajcer/Wedgewood	26	29	1-6	2-3	2,345
9.	Oct. 26	@ Hershey	4-3 W	6-2-0-1	1	Yogan	Stajcer/Grubauer	27	23	2-6	4-5	8,001
10.	Oct. 30	Bridgeport	5-3 W	7-2-0-1	1	Lindberg	Missiaen/Reiter	30	21	1-4	3-4	1,857
11.	Nov. 1	@ Springfield	2-3* SOL	7-2-0-2	1		Missiaen/McKenna	24	35	0-0	2-2	2,888
12.	Nov. 2	@ Springfield	2-3 L	7-3-0-2	1	Boyce	Stajcer/Smith	24	22	0-3	7-7	3,009
13.	Nov. 8	Providence	5-8 L	7-4-0-2	1	Khokhlachev	Missiaen-Stajcer/Svedberg	23	31	1-2	1-4	5,501
14.	Nov. 10	@ Providence	0-6 L	7-5-0-2	T-2	Knight	Missiaen-Stajcer/Subban-Svedberg	17	36	0-7	10-11	9,004
15.	Nov. 15	Albany	0-3 L	7-6-0-2	T-3	Boychuk	Missiaen/Kinkaid	25	20	0-4	4-4	4,034
16.	Nov. 16	@ Bridgeport	4-1 W	8-6-0-2	3	Yogan	Stajcer/Nilsson	26	28	0-5	5-6	5,033
17.	Nov. 20	@ Albany	0-3 L	8-7-0-2	3	Matteau	Stajcer/Kinkaid	24	25	0-2	2-3	2,187
18.	Nov. 23	@ Springfield	0-4 L	8-8-0-2	3	Melart	Missiaen/McKenna	15	23	0-3	8-10	4,001
19.	Nov. 27	Portland	4-1 W	9-8-0-2	3	Kristo	Malcolm/Visentin	28	24	0-3	4-5	2,105
20.	Nov. 29	@ Bridgeport	2-3 L	9-9-0-2	T-3	Strome	Malcolm/Reiter	21	25	0-2	3-4	5,213
21.	Nov. 30	Manchester	1-3 L	9-10-0-2	T-3	Deslauriers	Missiaen/Berube	32	33	0-4	2-3	4,598
22.	Dec. 6	@ Adirondack	0-3 L	9-11-0-2	T-4	McGinn	Missiaen/Heeter	24	25	0-3	1-2	2,354
23.	Dec. 7	@ Springfield	2-3 L	9-12-0-2	5	Little	Malcolm/Smith	21	25	1-3	5-6	3,490
24.	Dec. 8	Springfield	2-4 L	9-13-0-2	5	Marchessault	Missiaen/Smith	35	22	1-6	4-5	3,134
25.	Dec. 13	Adirondack	2-3* SOL	9-13-0-3	5		Grumet-Morris/Heeter	39	35	1-4	5-5	3,994
26.	Dec. 14	@ Albany	2-5 L	9-14-0-3	5	Wohlberg	Grumet-Morris-Malcolm/Wedgewood	28	32	1-5	7-8	3,208
27.	Dec. 20	Bridgeport	0-3 L	9-15-0-3	5	Halmo	Grumet-Morris/Nilsson	33	27	0-6	5-7	3,347
28.	Dec. 21	Springfield	1-2* SOL	9-15-0-4	5		Grumet-Morris/Smith	28	32	0-5	7-7	4,278
29.	Dec. 26	@ Bridgeport	3-1 W	10-15-0-4	5	Fast	Grumet-Morris/Nilsson	33	27	2-8	6-7	5,763
30.	Dec. 28	Worcester	3-2* W	11-15-0-4	5	Lindberg	Grumet-Morris/Sateri	31	36	0-2	3-3	4,724
31.	Dec. 29	@ Manchester	2-5 L	11-16-0-4	5	Vey	Grumet-Morris-Malcolm/Berube	27	23	0-4	2-3	4,217
32.	Jan. 3	Wilkes-Barre/Scr.	1-2* SOL	11-16-0-5	5		Grumet-Morris/Deslauriers	25	37	0-2	3-3	3,049
33.	Jan. 4	Worcester	2-3 L	11-17-0-5	5	Gogol	Missiaen/Sateri	32	40	0-3	4-6	4,712
34.	Jan. 10	@ Worcester	1-3 L	11-18-0-5	5	Reid	Grumet-Morris/Grosenick	22	33	1-3	2-3	3,203
35.	Jan. 11	@ Wilkes-Barre/Scr.	3-5 L	11-19-0-5	5	Zlobin	Missiaen/Deslauriers	19	25	1-4	5-6	8,188
36.	Jan. 12	@ Bridgeport	3-6 L	11-20-0-5	5	Clark	Missiaen-Stajcer/Milner	28	25	1-6	3-5	6,006
37.	Jan. 17	@ Adirondack	4-2 W	12-20-0-5	5	Yogan	LeNeveu/Heeter	37	28	1-4	3-5	3,464
38.	Jan. 19	@ Bridgeport	1-5 L	12-21-0-5	5	Persson	LeNeveu/Milner	32	36	1-6	4-6	4,458
39.	Jan. 24	Springfield	5-2 W	13-21-0-5	5	Lindberg	Grumet-Morris/Smith-McKenna	37	24	0-4	3-4	4,694
40.	Jan. 25	St. John's	2-6 L	13-22-0-5	5	Mouillierat	LeNeveu/Hutchinson	26	27	2-5	5-6	5,063
41.	Jan. 26	@ Adirondack	6-3 W	14-22-0-5	5	Fast	Grumet-Morris/Heeter	29	29	2-2	4-4	3,154
42.	Jan. 29	Adirondack	5-2 W	15-22-0-5	5	Kristo	Grumet-Morris/Heeter	29	30	2-6	6-6	1,883
43.	Jan. 31	Providence	4-6 L	15-23-0-5	5	Camara	Grumet-Morris-LeNeveu/Svedberg	30	33	1-4	2-4	6,072
44.	Feb. 1	Albany	4-3* (SO) W	16-23-0-5	5		LeNeveu/Kinkaid	37	16	0-2	2-2	10,149
45.	Feb. 4	Adirondack	4-1 W	17-23-0-5	5	Lindberg	LeNeveu/Heeter-Danis	31	25	0-4	6-7	1,878
46.	Feb. 7	@ Norfolk	0-1 L	17-24-0-5	5	Wagner	LeNeveu/Gibson	25	14	0-3	4-4	5,649
47.	Feb. 8	@ Norfolk	3-1 W	18-24-0-5	5	Hrvik	Grumet-Morris/Gibson-Thiessen	26	22	0-1	2-3	6,117
48.	Feb. 14	@ Springfield	5-2 W	19-24-0-5	5	Hrvik	Grumet-Morris/McKenna	23	32	2-9	7-9	3,224
49.	Feb. 15	Manchester	2-4 L	19-25-0-5	5	Toffoli	LeNeveu/Jones	36	28	0-5	3-6	4,547
50.	Feb. 16	@ Providence	2-3* SOL	19-25-0-6	5		Grumet-Morris/Subban	30	45	0-1	3-3	10,006
51.	Feb. 21	Bridgeport	3-4 L	19-26-0-6	5	Lee	Grumet-Morris/Nilsson	33	26	1-6	1-3	4,607
52.	Feb. 22	@ Springfield	4-3 W	20-26-0-6	5	Yogan	LeNeveu/McKenna	23	31	0-2	1-2	4,891
53.	Feb. 25	@ Portland	4-3 W	21-26-0-6	4	Fast	LeNeveu-Grumet-Morris/Domingue	28	30	1-4	4-4	1,358
54.	Feb. 28	Hershey	2-1* (SO) W	22-26-0-6	4		Grumet-Morris/Liggio	36	30	1-4	1-1	4,172
55.	Mar. 1	Portland	4-2 W	23-26-0-6	4	McIlrath	Grumet-Morris/Domingue-Visentin	24	33	0-3	4-5	4,404
56.	Mar. 2	@ Portland	1-5 L	23-27-0-6	T-4	Rieder	LeNeveu/Visentin	28	36	1-4	4-4	2,031
57.	Mar. 7	Springfield	6-2 W	24-27-0-6	4	Fast	Grumet-Morris/Smith	30	33	1-4	3-3	4,339
58.	Mar. 8	Albany	4-3 W	25-27-0-6	4	Bourque	Grumet-Morris/Wedgewood	21	36	0-3	2-3	5,973
59.	Mar. 9	@ Manchester	2-3 L	25-28-0-6	4	Weal	LeNeveu/Berube	19	25	0-6	4-5	4,996
60.	Mar. 14	Adirondack	2-1* (SO) W	26-28-0-6	T-3		Grumet-Morris/Danis	34	25	1-5	2-2	3,826
61.	Mar. 15	@ Albany	0-2 L	26-29-0-6	T-3	Pesonen	Grumet-Morris/Wedgewood	23	22	0-3	2-2	4,415
62.	Mar. 16	@ Providence	2-3* OTL	26-29-1-6	4	Khokhlachev	Grumet-Morris/Svedberg	29	39	0-7	4-6	8,699
63.	Mar. 19	Bridgeport	4-1 W	27-29-1-6	3	Kristo	Grumet-Morris/Poulin	24	29	0-4	3-3	1,779
64.	Mar. 21	St. John's	1-6 L	27-30-1-6	3	Samson	Grumet-Morris-LeNeveu/Beskorowany	27	26	0-3	3-6	5,113
65.	Mar. 22	@ Adirondack	4-2 W	28-30-1-6	3	Fast	Grumet-Morris/Heeter	36	21	3-5	5-7	4,602
66.	Mar. 28	Springfield	1-6 L	28-31-1-6	3	Jacques	Grumet-Morris/Smith	27	30	0-4	5-6	3,672
67.	Mar. 29	Bridgeport	4-0 W	29-31-1-6	3	Bourque	LeNeveu-Trudeau-Reiter	32	22	0-3	3-3	5,244
68.	Mar. 30	@ Bridgeport	3-0 W	30-31-1-6	3	Powe	LeNeveu/Poulin	17	31	0-3	3-3	6,827
69.	Apr. 4	@ Manchester	2-0 W	31-31-1-6	3	Kristo	LeNeveu/Berube	16	37	1-3	5-5	5,676
70.	Apr. 5	Providence	2-1* (SO) W	32-31-1-6	3		LeNeveu/Subban	26	27	0-5	5-5	4,421
71.	Apr. 6	Norfolk	3-2 W	33-31-1-6	3	Fast	LeNeveu/Thiessen-Bobkov	27	32	1-5	2-4	2,907
72.	Apr. 9	@ Worcester	4-1 W	34-31-1-6	3	Powe	LeNeveu/Grosenick	31	36	1-3	3-3	1,836
73.	Apr. 12	@ St. John's	7-2 W	35-31-1-6	3	Lindberg	LeNeveu/Comrie	30	33	1-7	4-4	6,287
74.	Apr. 13	@ St. John's	2-6 L	35-32-1-6	3	Mouillierat	LeNeveu-Grumet-Morris/Beskorowany	30	34	2-6	2-3	6,287
75.	Apr. 18	Springfield	2-1 W	36-32-1-6	3	Lindberg	LeNeveu/McKenna	20	38	1-5	4-4	3,928
76.	Apr. 19	Bridgeport	2-0 W	37-32-1-6	3	Bourque	Grumet-Morris/Poulin	38	23	1-2	3-3	5,272

* - Overtime

- Sellout

ALL-TIME WOLF PACK/WHALE TEAM GAME-BY-GAME (cont.)

2012-13:

#	Date	Opponent	Result	Record	Division Standings	GW Goal	Goaltenders	SF	SA	PP	PK	Att.
1.	Oct. 12	Bridgeport	4-6 L	0-1-0-0	T-2	Persson	Missiaen/Stajcer/Poulin	31	34	3-8	5-7	8,148
2.	Oct. 14	St. John's	2-3 L	0-2-0-0	T-4	Machacek	Stajcer-Dekanich	37	25	2-5	3-5	2,081
3.	Oct. 19	@ Norfolk	4-5* OTL	0-2-1-0	4	Elkins	Missiaen/Bobkov	30	29	2-7	5-6	3,511
4.	Oct. 20	@ Norfolk	3-6 L	0-3-1-0	5	Wagner	Stajcer/Andersen	35	31	1-7	5-8	4,085
5.	Oct. 24	@ Albany	5-2 W	1-3-1-0	4	Grant	Missiaen/Kinkaid	26	33	1-5	3-4	2,593
6.	Oct. 26	Hershey	3-1 W	2-3-1-0	3	Grant	Talbot/Sabourin	29	27	0-3	2-3	3,072
7.	Oct. 27	Providence	6-3 W	3-3-1-0	3	Pyett	Talbot/Hutchinson-Svedberg	23	40	1-2	4-6	3,535
8.	Nov. 2	@ Albany	2-1* (SO) W	4-3-1-0	2		Talbot/Frazer	16	44	0-3	7-7	5,324
9.	Nov. 4	Springfield	2-10 L	4-4-1-0	3	Drzenovic	Talbot-Missiaen/McElhinney	29	33	1-4	1-2	2,221
10.	Nov. 9	@ Springfield	0-2 L	4-5-1-0	4	Erixon	Talbot/McElhinney	20	40	0-6	10-12	5,653
11.	Nov. 10	@ Worcester	6-2 W	5-5-1-0	3	Pyett	Talbot/Sateri	25	23	2-7	5-6	3,215
12.	Nov. 11	@ Bridgeport	3-4 L	5-6-1-0	3	Halmø	Talbot/Nilsson	19	32	0-4	5-7	5,871
13.	Nov. 16	Portland	1-2 L	5-7-1-0	4	Brown	Talbot/Johnson	30	33	0-9	3-3	4,371
14.	Nov. 17	@ Worcester	2-1 W	6-7-1-0	3	Bourque	Talbot/Stalock	23	24	1-3	3-3	5,098
15.	Nov. 23	@ Bridgeport	7-5 W	7-7-1-0	4	Kreider	Talbot/Nilsson	34	41	1-4	1-2	8,285
16.	Nov. 24	Norfolk	5-2 W	8-7-1-0	4	Kolarik	Talbot/Andersen	38	31	1-6	3-3	5,041
17.	Nov. 25	@ Springfield	3-2 W	9-7-1-0	3	Bourque	Missiaen/Dainton	26	34	0-3	3-3	2,898
18.	Nov. 30	@ Providence	2-4 L	9-8-1-0	3	Warsofsky	Talbot/Svedberg	26	37	1-3	2-3	8,396
19.	Dec. 1	Syracuse	3-4* OTL	9-8-2-0	3	Barberio	Talbot/Helenius	27	46	1-6	2-2	3,459
20.	Dec. 2	Springfield	0-5 L	9-9-2-0	3	Atkinson	Missiaen/McElhinney	34	28	0-2	5-7	2,091
21.	Dec. 5	Bridgeport	4-2 W	10-9-2-0	2	Miller	Talbot/Nilsson	23	19	0-4	5-6	2,028
22.	Dec. 8	@ Manchester	2-9 L	10-10-2-0	2	Clune	Talbot-Missiaen-Mannino	25	38	0-2	1-1	5,245
23.	Dec. 9	Albany	0-1 L	10-11-2-0	3	Whitney	Talbot/Kinkaid	30	27	0-4	3-3	2,692
24.	Dec. 12	Worcester	2-1 W	11-11-2-0	T-2	Miller	Talbot/Sateri	38	26	1-3	6-6	1,921
25.	Dec. 14	Albany	3-4 L	11-12-2-0	3	Pesonen	Talbot/Kinkaid	18	32	1-3	1-2	3,298
26.	Dec. 15	Portland	0-1 L	11-13-2-0	T-3	Miele	Talbot/Visentin	28	32	0-4	6-6	3,924
27.	Dec. 21	@ Manchester	5-2 W	12-13-2-0	3	Tessier	Talbot/Jones-Mannino	29	41	1-3	4-5	3,906
28.	Dec. 22	Providence	1-3 L	12-14-2-0	4	Bourque	Talbot/Hutchinson	25	23	0-5	2-3	5,626
29.	Dec. 26	@ Bridgeport	2-5 L	12-15-2-0	4	McDonald	Talbot/Poulin	27	29	0-6	3-4	6,934
30.	Dec. 27	Bridgeport	0-3 L	12-16-2-0	5	Costello	Talbot/Poulin	36	26	0-7	6-7	6,073
31.	Dec. 29	@ Springfield	4-2 W	13-16-2-0	4	Pyett	Talbot/McElhinney	30	25	1-1	7-8	4,899
32.	Dec. 31	@ Portland	3-4 L	13-17-2-0	T-4	Werek	Talbot/Johnson	35	25	0-5	3-4	6,270
33.	Jan. 4	Adirondack	3-0 W	14-17-2-0	3	Segal	Talbot/Heeter	33	25	1-6	3-3	5,373
34.	Jan. 5	@ Adirondack	1-2* OTL	14-17-3-0	T-3	Couturier	Talbot/Heeter	31	36	0-2	4-5	4,634
35.	Jan. 6	Wilkes-Barre/Scr.	2-0 W	15-17-3-0	T-3	Jean	Missiaen/Thiessen	18	35	1-2	3-3	4,347
36.	Jan. 12	@ Hershey	3-4* SOL	15-17-3-1	4		Missiaen/Grubauer	35	23	0-2	3-4	10,409
37.	Jan. 13	@ Hershey	0-5 L	15-18-3-1	4	Almeida	Talbot/Sabourin-Grubauer	27	31	0-4	6-9	10,452
38.	Jan. 15	@ Portland	6-1 W	16-18-3-1	3	Newbury	Talbot/Visentin	22	30	0-3	6-6	2,616
39.	Jan. 18	@ Springfield	2-4 L	16-19-3-1	4	Craig	Talbot/York	26	28	0-1	2-3	3,888
40.	Jan. 19	@ Portland	4-1 W	17-19-3-1	T-3	Kolarik	Missiaen/Visentin	25	33	2-3	7-7	6,944
41.	Jan. 20	@ Providence	1-4 L	17-20-3-1	4	Warsofsky	Missiaen/Svedberg	15	38	0-5	3-4	7,599
42.	Jan. 23	Adirondack	6-5* W	18-20-3-1	3	Segal	Missiaen/Heeter-Boucher	33	39	2-4	3-6	2,212
43.	Jan. 25	Manchester	4-1 W	19-20-3-1	T-2	Thomas	Talbot/Mannino	32	29	1-3	1-1	4,168
44.	Jan. 26	Springfield	3-2 W	20-20-3-1	2	Vernace	Talbot/York	33	28	1-7	2-4	7,372
45.	Feb. 1	Bridgeport	4-5* OTL	20-20-4-1	T-2	Backman	Talbot/Poulin	36	41	2-4	1-2	4,952
46.	Feb. 2	Springfield	2-3 L	20-21-4-1	3	Drzenovic	Talbot/McElhinney	35	33	0-3	3-5	13,239
47.	Feb. 5	Albany	3-4* SOL	20-21-4-2	3		Missiaen-Talbot/Kinkaid	23	36	0-2	7-8	1,887
48.	Feb. 9	@ St. John's	4-1 W	21-21-4-2	2	Haley	Talbot/Pasquale	20	38	1-3	3-3	6,287
49.	Feb. 10	@ St. John's	7-3 W	22-21-4-2	2	Palmieri	Talbot/Dekanich-Pasquale	25	28	2-7	4-5	6,287
50.	Feb. 15	Portland	4-1 W	23-21-4-2	2	Mashinter	Talbot/Johnson-Lee	40	24	0-8	6-6	4,441
51.	Feb. 16	Norfolk	2-1* W	24-21-4-2	2	Segal	Talbot/Bobkov	35	27	1-4	6-6	5,825
52.	Feb. 17	Manchester	3-2 W	25-21-4-2	2	Mashinter	Missiaen/Jones	29	29	0-3	1-2	5,143
53.	Feb. 20	St. John's	1-5 L	25-22-4-2	2	O'Dell	Talbot-Missiaen-Dekanich	26	37	0-1	4-5	3,508
54.	Feb. 23	@ Wilkes-Barre/Scr.	1-2* OTL	25-22-5-2	2	Morrow	Talbot/Zatkoff	27	32	1-5	1-2	8,242
55.	Feb. 24	@ Syracuse	0-4 L	25-23-5-2	2	Labrie	Talbot/Desjardins	29	38	0-2	3-5	5,009
56.	Mar. 1	Bridgeport	7-3 W	26-23-5-2	2	Thomas	Talbot/DiPietro-Reiter	30	38	3-5	6-6	6,620
57.	Mar. 3	@ Bridgeport	3-2* W	27-23-5-2	2	Pyett	Talbot/Reiter	27	33	1-3	3-3	8,203
58.	Mar. 5	Portland	3-4* SOL	27-23-5-3	2		Talbot-Missiaen/Johnson	36	40	1-6	5-8	2,718
59.	Mar. 8	@ Binghamton	0-3 L	27-24-5-3	2	Claesson	Talbot/Lawson	34	38	0-0	6-6	3,267
60.	Mar. 9	@ Adirondack	3-4 L	27-25-5-3	2	Akeson	Talbot-Munroe	28	32	1-3	5-5	4,205
61.	Mar. 10	@ Providence	4-2 W	28-25-5-3	2	Palmieri	Missiaen/Hutchinson	25	39	0-4	3-4	10,243
62.	Mar. 16	Manchester	3-0 W	29-25-5-3	2	Kreider	Missiaen/Jones	24	27	1-6	7-7	5,924
63.	Mar. 17	Springfield	3-2 W	30-25-5-3	2	Parlett	Missiaen/McElhinney	18	31	0-6	5-5	3,881
64.	Mar. 22	Hershey	3-2* (SO) W	31-25-5-3	2		Missiaen/Grubauer	29	37	0-1	2-2	5,854
65.	Mar. 23	Adirondack	2-5 L	31-26-5-3	2	Roe	Missiaen/Heeter	24	35	0-4	1-5	6,317
66.	Mar. 24	Binghamton	6-1 W	32-26-5-3	2	Yogan	Talbot/Cheverie	35	31	0-3	4-4	4,454
67.	Mar. 28	Worcester	3-0 W	33-26-5-3	2	Thomas	Talbot/Sateri-Heemskerk	31	29	1-4	5-5	3,402
68.	Mar. 30	@ Springfield	1-2 L	33-27-5-3	2	Holden	Missiaen/McElhinney	26	28	0-5	3-5	5,323
69.	Apr. 5	Springfield	4-3 W	34-27-5-3	2	Fast	Talbot/McElhinney	16	24	1-1	2-2	6,052
70.	Apr. 6	@ Bridgeport	3-2 W	35-27-5-3	2	Segal	Talbot/DiPietro	20	40	1-2	1-2	7,560
71.	Apr. 7	Providence	0-1 L	35-28-5-3	2	Spooner	Missiaen/Svedberg	28	32	0-3	4-4	5,236
72.	Apr. 12	@ Manchester	1-3 L	35-29-5-3	2	Pearson	Talbot/Jones	20	45	1-1	4-6	5,423
73.	Apr. 13	@ Adirondack	3-4* OTL	35-29-6-3	2	Akeson	Talbot/Heeter	31	36	0-3	5-5	3,739
74.	Apr. 14	@ Springfield	3-4 L	35-30-6-3	2	Jenner	Missiaen/York	19	22	1-4	4-4	5,585
75.	Apr. 19	@ Albany	2-3 L	35-31-6-3	2	Whitney	Talbot/Kinkaid	23	35	0-2	2-3	4,818
76.	Apr. 20	@ Portland	1-5 L	35-32-6-3	2	Bodie	Talbot-Missiaen/Lee	32	39	0-2	2-2	6,085

* - Overtime

- Sellout

ALL-TIME WOLF PACK/WHALE TEAM GAME-BY-GAME (cont.)

2011-12:

#	Date	Opponent	Result	Record	Division Standings	GW Goal	Goaltenders	SF	SA	PP	PK	Att.
1.	Oct. 8	@ Adirondack	3-6 L	0-1-0-0	T-3	Pither	Talbot/Leighton	27	24	1-6	5-6	4,521
2.	Oct. 9	@ Wilkes-Barre/Scr.	1-0* (SO) W	1-1-0-0	T-1		Johnson/Munroe	24	41	0-4	7-7	4,133
3.	Oct. 14	@ Albany	2-3* SOL	1-1-0-1	3		Johnson/Kinkaid	32	31	1-4	3-4	2,318
4.	Oct. 15	Bridgeport	4-5* SOL	1-1-0-2	T-1		Johnson/Poulin	45	28	0-6	5-6	8,832
5.	Oct. 21	Manchester	5-0 W	2-1-0-2	T-2	Thuresson	Talbot/Jones-Zatkoff	33	23	2-5	4-4	3,272
6.	Oct. 22	@ Springfield	2-1 W	3-1-0-2	T-1	Zuccarello	Talbot/Taylor	28	34	0-3	2-2	2,757
7.	Oct. 23	Springfield	4-1 W	4-1-0-2	T-1	Parlett	Johnson/Legace	31	28	2-8	7-7	2,764
8.	Oct. 28	@ Adirondack	4-2 W	5-1-0-2	1	Owens	Talbot/Leighton	31	29	0-2	6-8	2,910
9.	Oct. 29	@ Worcester	3-2* (SO) W	6-1-0-2	1		Johnson/Sexsmith	30	30	1-6	3-4	2,639
10.	Nov. 2	@ Bridgeport	3-4* OTL	6-1-1-2	1	Wallace	Talbot/Poulin	36	31	1-5	2-2	7,696
11.	Nov. 4	St. John's	3-6 L	6-2-1-2	T-1	O'Dell	Johnson/Pasquale	19	28	0-3	1-2	4,028
12.	Nov. 5	@ Albany	3-2* (SO) W	7-2-1-2	1		Talbot/Przeze	29	20	1-4	4-5	3,006
13.	Nov. 12	@ St. John's	4-8 L	7-3-1-2	T-1	Cormier	Talbot-Johnson/Pasquale	30	41	2-2	3-4	6,503
14.	Nov. 13	@ St. John's	3-4 L	7-4-1-2	T-2	O'Dell	Johnson/Mannino	38	27	1-7	6-7	6,287
15.	Nov. 18	Bridgeport	3-2* W	8-4-1-2	1	Bell	Johnson/Poulin	45	17	0-5	4-6	4,283
16.	Nov. 20	@ Providence	3-2* (SO) W	9-4-1-2	1		Talbot/Khudobin	36	20	0-6	2-4	4,721
17.	Nov. 23	Portland	3-2* W	10-4-1-2	1	Bell	Talbot/McElhinney	36	27	1-5	8-8	3,482
18.	Nov. 25	@ Bridgeport	2-6 L	10-5-1-2	1	Colliton	Talbot-Johnson/Poulin	22	28	1-6	6-7	5,864
19.	Nov. 26	@ Springfield	3-2 W	11-5-1-2	1	Thuresson	Johnson/Taylor	19	28	0-4	4-5	4,133
20.	Nov. 29	Hershey	4-2 W	12-5-1-2	1	Valentenko	Johnson/Holtby	23	28	0-2	3-4	1,917
21.	Dec. 2	@ Providence	4-1 W	13-5-1-2	1	Grant	Johnson/Khudobin	26	29	2-5	7-7	7,352
22.	Dec. 3	@ Springfield	6-3 W	14-5-1-2	1	A.-Marchessault	Johnson/York	27	42	5-8	6-7	3,523
23.	Dec. 4	Binghamton	3-4 L	14-6-1-2	1	Petersson	Talbot/Lehner	26	34	1-1	3-4	2,669
24.	Dec. 9	Hershey	3-5 L	14-7-1-2	1	Pope	Johnson/Sabourin	24	27	1-7	4-6	3,027
25.	Dec. 10	Providence	3-0 W	15-7-1-2	1	McKelvie	Talbot/Hutchinson	34	27	0-3	1-1	5,598
26.	Dec. 11	@ Providence	2-3 L	15-8-1-2	1	Cunningham	Talbot-Johnson/Khudobin	31	28	0-7	6-7	5,220
27.	Dec. 16	Bridgeport	6-3 W	16-8-1-2	1	A.-Marchessault	Johnson-Nilsson	40	32	3-5	4-5	2,745
28.	Dec. 17	Providence	1-2* SOL	16-8-1-3	1		Johnson/Hutchinson	31	31	0-3	6-6	4,863
29.	Dec. 21	Adirondack	3-2 W	17-8-1-3	1	Valentenko	Johnson/Bacashihua	27	29	1-3	2-2	3,389
30.	Dec. 26	@ Bridgeport	2-3 L	17-9-1-3	1	Marcinko	Johnson/Poulin	32	21	1-4	1-1	7,408
31.	Dec. 27	Albany	3-2 W	18-9-1-3	1	Deveaux	Talbot/Kinkaid	27	37	2-3	3-5	7,123
32.	Dec. 30	@ Worcester	3-4 L	18-10-1-3	1	Mashinter	Talbot/Sateri	34	31	1-4	6-6	5,091
33.	Dec. 31	Springfield	5-2 W	19-10-1-3	1	Valentenko	Talbot/Legace	34	25	2-4	6-7	5,448
34.	Jan. 2	@ Portland	4-5* OTL	19-10-2-3	1	Oystrick	Talbot/Pogge-Cheverie	40	26	0-5	5-8	3,524
35.	Jan. 6	@ Binghamton	1-3 L	19-11-2-3	1	Cannone	Johnson/McKenna	39	40	0-2	2-3	3,684
36.	Jan. 7	Springfield	4-5* SOL	19-11-2-4	1		Johnson/Dekanich	38	31	2-7	4-5	7,159
37.	Jan. 8	@ Springfield	2-4 L	19-12-2-4	1	Atkinson	Talbot/Legace	28	47	2-6	6-7	2,888
38.	Jan. 13	@ Norfolk	1-3 L	19-13-2-4	1	Conacher	Johnson/Tokarski	26	34	0-4	4-5	4,598
39.	Jan. 14	@ Norfolk	2-4 L	19-14-2-4	1	Fornataro	Talbot/Tokarski	26	38	0-3	4-4	7,227
40.	Jan. 18	@ Portland	2-4 L	19-15-2-4	1	Duncan	Johnson-Talbot/Pogge	24	24	0-6	7-8	3,971
41.	Jan. 20	St. John's	1-2* OTL	19-15-3-4	1	Jaffray	Talbot/Pasquale	27	37	0-3	5-6	3,957
42.	Jan. 21	Norfolk	4-5* SOL	19-15-3-5	1		Johnson/Tokarski-Janus	29	35	1-3	2-3	5,557
43.	Jan. 27	Wilkes-Barre/Scr.	2-3* OTL	19-15-4-5	T-1	Williams	Johnson-Thiessen	22	40	0-5	4-7	4,163
44.	Jan. 28	Springfield	1-2 L	19-16-4-5	2	Mayorov	Talbot/Dainton	25	29	0-6	2-2	11,181
45.	Feb. 3	Albany	3-2 W	20-16-4-5	2	Wolski	Johnson/Kinkaid	24	22	2-3	4-4	4,028
46.	Feb. 4	@ Hershey	4-1 W	21-16-4-5	T-1	Newbury	Johnson/Sabourin	21	40	1-4	5-5	10,883
47.	Feb. 7	Syracuse	3-1 W	22-16-4-5	1	Parlett	Johnson/Deslauriers	28	24	2-6	4-4	2,329
48.	Feb. 10	@ Springfield	3-2* W	23-16-4-5	1	Wolski	Johnson/Legace	40	35	1-5	3-4	3,863
49.	Feb. 11	@ Manchester	4-1 W	24-16-4-5	1	A.-Marchessault	Johnson/Jones	40	27	1-3	4-4	9,852
50.	Feb. 12	@ Bridgeport	1-2* OTL	24-16-5-5	1	Ullstrom	Johnson/Poulin	28	42	0-3	2-2	7,693
51.	Feb. 17	Springfield	6-3 W	25-16-5-5	1	Deveaux	Johnson-Talbot/Dainton	25	27	1-5	2-3	3,962
52.	Feb. 18	Worcester	3-1 W	26-16-5-5	1	Newbury	Talbot/Sexsmith	38	35	0-3	2-2	9,166
53.	Feb. 19	@ Providence	3-4 L	26-17-5-5	1	Camper	Talbot/Khudobin	32	39	1-6	2-2	10,951
54.	Feb. 24	Portland	5-1 W	27-17-5-5	1	Bell	Johnson/Pogge	24	27	2-4	4-4	4,722
55.	Feb. 25	@ Springfield	0-2 L	27-18-5-5	T-1	Byers	Johnson/Dainton	30	31	0-6	7-7	5,003
56.	Feb. 28	Worcester	2-1* (SO) W	28-18-5-5	T-1		Johnson/Sexsmith	23	34	0-1	6-6	1,583
57.	Mar. 2	@ Portland	2-3 L	28-19-5-5	T-1	Duncan	Johnson/Pogge	28	26	0-6	5-5	4,731
58.	Mar. 4	@ Manchester	3-2 W	29-19-5-5	T-1	Tessier	Johnson/Zatkoff	42	33	0-3	3-4	4,573
59.	Mar. 9	Bridgeport	4-3* (SO) W	30-19-5-5	2		Johnson/Poulin	37	44	1-5	3-4	3,245
60.	Mar. 10	Norfolk	1-3 L	30-20-5-5	2	Kostka	Johnson/Janus	27	26	0-3	3-3	6,314
61.	Mar. 11	@ Manchester	5-3 W	31-20-5-5	T-1	Thuresson	Johnson/Zatkoff	32	37	1-4	3-4	6,100
62.	Mar. 16	Bridgeport	3-2 W	32-20-5-5	1	Newbury	Johnson/Poulin	34	40	1-3	4-4	4,177
63.	Mar. 17	Springfield	0-3 L	32-21-5-5	1	Drazenovic	Johnson/Clemente	27	23	0-4	4-5	4,514
64.	Mar. 18	Portland	5-4* (SO) W	33-21-5-5	1		Talbot/Mannino	42	40	0-4	2-3	3,457
65.	Mar. 23	Portland	1-4 L	33-22-5-5	1	Sterling	Johnson/Mannino	30	27	1-4	1-1	3,467
66.	Mar. 24	Providence	2-3 L	33-23-5-5	1	Trotman	Johnson/Khudobin	35	31	1-3	1-3	5,794
67.	Mar. 25	@ Bridgeport	3-4* OTL	33-23-6-5	1	Donovan	Talbot/Poulin	45	36	1-6	1-2	7,573
68.	Mar. 30	Wilkes-Barre/Scr.	0-3 L	33-24-6-5	2	Williams	Johnson-Talbot/Munroe	32	31	0-6	3-4	3,169
69.	Mar. 31	Adirondack	3-0 W	34-24-6-5	2	Tessier	Talbot/Leighton	28	26	1-3	4-4	6,253
70.	Apr. 1	Providence	2-3* OTL	34-24-7-5	2	Camper	Talbot/Hutchinson	35	31	0-4	2-2	3,218
71.	Apr. 6	Manchester	2-1* W	35-24-7-5	2	Wellman	Johnson/Jones	31	33	0-2	1-1	4,294
72.	Apr. 7	@ Wilkes-Barre/Scr.	0-3 L	35-25-7-5	2	Despres	Johnson/Munroe	27	27	0-4	3-4	7,901
73.	Apr. 8	@ Hershey	1-0 W	36-25-7-5	2	Valentenko	Talbot/Sabourin	24	26	0-4	5-5	8,753
74.	Apr. 11	@ Portland	1-2 L	36-26-7-5	2	Pouliot	Talbot/Mannino	35	27	0-3	4-5	3,280
75.	Apr. 13	Manchester	4-5* SOL	36-26-7-6	2		Johnson/Jones	35	39	0-3	2-3	6,639
76.	Apr. 14	@ Syracuse	1-2* SOL	36-26-7-7	2		Talbot/Tarkki	44	39	1-3	2-2	6,478

* - Overtime

- Sellout

ALL-TIME WOLF PACK/WHALE TEAM GAME-BY-GAME (cont.)

2010-11:

#	Date	Opponent	Result	Record	Division	Standings	GW Goal	Goaltenders	SF	SA	PP	PK	Att.
1.	Oct. 9	Charlotte	4-2 W	1-0-0-0		T-1	J. Williams	Johnson/Murphy	23	26	2-6	6-7	7,013
2.	Oct. 10	Worcester	3-4 L	1-1-0-0		T-3	Marcou	Johnson/Stalock	33	24	0-3	4-7	2,912
3.	Oct. 15	@ Albany	2-3* SOL	1-1-0-1		T-3		Johnson/McKenna	33	32	1-5	5-5	2,183
4.	Oct. 16	@ Bridgeport	2-1 W	2-1-0-1		2	Zuccarello	Talbot/Koskinen	27	22	1-5	5-5	6,217
5.	Oct. 17	@ Providence	3-0 W	3-1-0-1		2	Byers	Talbot/Hutchinson	18	41	2-4	6-6	4,782
6.	Oct. 20	Norfolk	1-5 L	3-2-0-1		2	Jones	Johnson/Desjardins	25	36	1-4	4-5	2,317
7.	Oct. 22	Binghamton	0-1 L	3-3-0-1		T-3	Condra	Johnson/Brust	28	20	0-3	5-5	3,017
8.	Oct. 23	Syracuse	1-2* OTL	3-3-1-1		T-3	Green	Grumet-Morris/Pielmeier	27	23	0-1	1-1	4,022
9.	Oct. 27	Albany	1-3 L	3-4-1-1		T-3	Henrique	Johnson/Frazeo	25	29	0-3	3-5	2,251
10.	Oct. 29	Springfield	1-2* OTL	3-4-2-1		4	Blunden	Johnson/LeNeveu	42	25	0-4	6-6	2,952
11.	Oct. 30	@ Springfield	2-3 L	3-5-2-1		4	Sestito	Johnson-Grumet-Morris/LeNeveu	24	22	0-5	3-3	3,699
12.	Nov. 3	Manchester	1-4 L	3-6-2-1		5	Meckler	Johnson/Zatkoff	24	39	0-4	4-4	2,016
13.	Nov. 5	@ Manchester	2-3 L	3-7-2-1		5	Holloway	Johnson/Jones	27	40	1-4	4-6	3,772
14.	Nov. 6	@ Bridgeport	1-4 L	3-8-2-1		7	Sim	Talbot/Poulin	29	28	0-3	1-2	5,049
15.	Nov. 7	Bridgeport	7-1 W	4-8-2-1		6	J. Williams	Johnson/Lawson	31	25	4-7	6-7	2,022
16.	Nov. 9	Toronto	0-4 L	4-9-2-1		6	D'Amigo	Johnson/Rynnass	33	30	0-3	3-5	2,216
17.	Nov. 13	Springfield	3-4* SOL	4-9-2-2		T-6		Talbot/LeNeveu	24	29	0-3	2-3	7,385
18.	Nov. 17	@ Manchester	3-4 L	4-10-2-2		T-6	Azevedo	Johnson/Zatkoff	25	32	1-5	3-6	4,508
19.	Nov. 19	@ Springfield	5-2 W	5-10-2-2		T-6	Zuccarello	Johnson/LeNeveu	27	13	1-3	3-3	6,226
20.	Nov. 20	@ Binghamton	3-2* W	6-10-2-2		6	J. Williams	Johnson/Brust	43	30	3-7	4-5	3,231
21.	Nov. 21	@ Hershey	3-4 L	6-11-2-2		T-6	Willsie	Talbot/Varlamov	22	34	1-3	5-6	10,799
22.	Nov. 26	@ Bridgeport	3-4* SOL	6-11-2-3		7		Johnson/Koskinen	32	28	0-3	4-4	5,338
23.	Nov. 27	Bridgeport	3-2* (SO) W	7-11-2-3		7		Johnson/Lawson	46	21	0-3	4-4	13,089
24.	Nov. 28	Adirondack	3-0 W	8-11-2-3		T-6	Newbury	Talbot/Riopel	21	25	0-4	4-4	3,012
25.	Dec. 1	@ Worcester	1-2* SOL	8-11-2-4		T-5		Johnson/Stalock	23	20	0-3	5-5	2,171
26.	Dec. 3	@ Providence	3-1 W	9-11-2-4		5	Eizenman	Talbot/Hutchinson	34	28	0-4	5-5	7,004
27.	Dec. 4	Worcester	4-3* (SO) W	10-11-2-4		4		Johnson/Stalock	47	32	1-6	6-8	5,060
28.	Dec. 11	Manchester	5-1 W	11-11-2-4		T-4	Newbury	Johnson/Zatkoff	37	24	1-7	2-2	5,321
29.	Dec. 12	Adirondack	4-3 W	12-11-2-4		4	Weise	Talbot/Riopel	27	33	1-2	4-5	3,318
30.	Dec. 15	@ Adirondack	6-4 W	13-11-2-4		4	Weise	Talbot/Stewart	28	20	3-6	4-7	2,170
31.	Dec. 17	Worcester	3-2* W	14-11-2-4		4	Kolarik	Johnson/Stalock	26	30	1-4	6-7	5,307
32.	Dec. 19	@ Syracuse	0-5 L	14-12-2-4		4	Festerling	Johnson/Levasseur	32	34	0-6	3-4	4,879
33.	Dec. 21	@ Manchester	4-5* SOL	14-12-2-5		4		Talbot/Zatkoff-Jones	22	33	1-4	3-4	3,578
34.	Dec. 26	@ Bridgeport	4-0 W	15-12-2-5		T-2	Dupont	Johnson/Poulin	25	22	3-6	4-4	2,177
35.	Dec. 29	Portland	2-1* W	16-12-2-5		3	Kennedy	Johnson/Enroth	29	25	1-6	3-3	7,913
36.	Dec. 31	@ Portland	5-4* W	17-12-2-5		T-2	Kennedy	Johnson/Enroth	31	28	1-4	4-4	6,733
37.	Jan. 1	Providence	6-2 W	18-12-2-5		2	Grachev	Talbot/Dalton	39	26	3-7	6-7	5,416
38.	Jan. 2	Manchester	0-3 L	18-13-2-5		2	Kozun	Johnson/Jones	39	20	0-3	4-5	4,367
39.	Jan. 5	@ Worcester	2-0 W	19-13-2-5		2	Kennedy	Johnson/Stalock	21	27	1-5	3-3	2,438
40.	Jan. 7	@ Norfolk	2-5 L	19-14-2-5		T-2	Vernace	Johnson/Desjardins	26	40	0-1	1-1	4,891
41.	Jan. 8	@ Norfolk	3-2* W	20-14-2-5		T-2	Je. Williams	Talbot/Tokarski	26	40	0-1	4-4	4,888
42.	Jan. 14	@ Portland	0-3 L	20-15-2-5		3	Ellis	Talbot/Leggio	21	29	0-3	5-5	3,448
43.	Jan. 15	Providence	2-3 L	20-16-2-5		3	Sauve	Johnson/Dalton	36	18	2-5	3-3	9,118
44.	Jan. 16	Wilkes-Barre/Scr.	6-3 W	21-16-2-5		3	Kolarik	Talbot/Thiessen-Curry	30	30	1-5	8-9	5,382
45.	Jan. 21	Hamilton	3-7 L	21-17-2-5		3	Wyman	Johnson-Pelletier/Sanford	31	28	2-9	3-6	6,018
46.	Jan. 22	@ Springfield	5-1 W	22-17-2-5		3	Grachev	Johnson/Wesslau	23	36	1-3	5-5	6,232
47.	Jan. 25	Providence	2-4 L	22-18-2-5		3	Sauve	Johnson/Schaefer	29	35	2-3	4-6	3,119
48.	Jan. 28	Manchester	2-4 L	22-19-2-5		3	Holloway	Johnson/Jones	28	34	0-4	4-4	5,802
49.	Jan. 29	Portland	2-3 L	22-20-2-5		4	Whitmore	Johnson/Liggio	38	24	1-3	1-3	10,872
50.	Feb. 4	Bridgeport	3-2 W	23-20-2-5		4	Newbury	Johnson/Koskinen	29	30	0-1	2-3	6,023
51.	Feb. 5	@ Portland	4-3 W	24-20-2-5		4	Newbury	Grumet-Morris/Enroth	29	25	1-4	3-3	5,709
52.	Feb. 6	Portland	2-3 L	24-21-2-5		4	Brennan	Johnson/Liggio	35	32	0-0	2-2	3,458
53.	Feb. 9	@ Toronto	2-9 L	24-22-2-5		4	Hamilton	Grumet-Morris/Johnson-Gustavsson-Rynnass	26	41	1-6	5-6	7,779
54.	Feb. 11	@ Hamilton	3-2 W	25-22-2-5		4	DiDiomete	Grumet-Morris/Sanford	29	31	1-5	2-2	2,849
55.	Feb. 13	@ Providence	4-1 W	26-22-2-5		3	Dupont	Grumet-Morris/Dalton-Schaefer	24	22	3-5	5-5	8,470
56.	Feb. 18	@ Adirondack	2-1* (SO) W	27-22-2-5		3		Grumet-Morris/Backlund	24	29	0-6	6-6	3,012
57.	Feb. 19	Providence - &	4-5* SOL	27-22-2-6		3		Grumet-Morris/Hutchinson	32	33	1-4	1-2	21,673
58.	Feb. 21	@ Portland	2-1* W	28-22-2-6		3	Redden	Johnson/Enroth	31	16	0-5	6-6	5,574
59.	Feb. 24	@ Charlotte	1-5 L	28-23-2-6		3	Bowman	Johnson-Grumet-Morris/Murphy	27	30	1-4	4-5	4,511
60.	Feb. 26	@ Charlotte	0-1 L	28-24-2-6		T-3	Pistilli	Grumet-Morris/Murphy	28	22	0-2	4-5	12,933
61.	Mar. 2	Springfield	3-2 W	29-24-2-6		3	Mitchell	Grumet-Morris/LeNeveu	23	21	0-2	3-5	3,071
62.	Mar. 5	@ Springfield	2-1* W	30-24-2-6		T-3	Parlett	Grumet-Morris/LeNeveu	27	20	0-4	2-3	6,486
63.	Mar. 6	@ Worcester	7-2 W	31-24-2-6		3	Grachev	Talbot-Machesney	19	34	1-2	3-4	3,730
64.	Mar. 8	@ Wilkes-Barre/Scr.	5-2 W	32-24-2-6		3	Redden	Talbot-Thiessen-Curry	29	31	1-6	7-8	5,742
65.	Mar. 11	Hershey	1-2 L	32-25-2-6		T-3	Willsie	Talbot-Schaefer	24	22	0-3	3-3	5,819
66.	Mar. 12	Worcester	4-2 W	33-25-2-6		3	Williams	Grumet-Morris/Sexsmith	33	23	2-6	4-4	8,011
67.	Mar. 13	@ Worcester	4-5 L	33-26-2-6		T-3	Henderson	Talbot/Hutton	33	29	0-4	5-6	4,247
68.	Mar. 18	@ Manchester	1-0 W	34-26-2-6		3	Newbury	Grumet-Morris/Zatkoff	33	25	0-4	1-1	7,490
69.	Mar. 19	Providence	4-3* (SO) W	35-26-2-6		3		Grumet-Morris/Khudobin	30	37	1-3	2-4	9,103
70.	Mar. 20	Springfield	3-1 W	36-26-2-6		3	Weise	Talbot/LeNeveu-Wesslau	18	23	0-4	6-7	4,985
71.	Mar. 23	Springfield	3-2 W	37-26-2-6		3	Mitchell	Grumet-Morris/Dainton	34	27	1-3	2-2	3,176
72.	Mar. 25	Charlotte	3-2* (SO) W	38-26-2-6		3		Grumet-Morris/Pogge	37	31	0-2	1-1	5,862
73.	Mar. 26	Bridgeport	1-5 L	38-27-2-6		3	Colliton	Talbot/Lawson	22	32	0-3	5-8	9,276
74.	Mar. 27	@ Providence	2-4 L	38-28-2-6		3	MacDonald	Grumet-Morris/Khudobin	33	44	0-5	4-5	8,405
75.	Apr. 1	@ Providence	2-3 L	38-29-2-6		3	Ariel	Grumet-Morris/Hutchinson	31	29	0-3	4-5	8,017
76.	Apr. 2	@ Springfield	2-6 L	38-30-2-6		3	Kearney	Talbot/York	30	25	0-4	0-2	4,896
77.	Apr. 3	Portland	4-2 W	39-30-2-6		3	Couture	Grumet-Morris/Liggio	47	22	1-7	7-8	4,321
78.	Apr. 8	@ Bridgeport	4-1 W	40-30-2-6		3	Parlett	Grumet-Morris/Koskinen	40	22	2-6	4-5	5,742
79.	Apr. 9	Bridgeport	3-4 L	40-31-2-6		3	Pereira	Talbot/Lawson	33	26	1-8	6-8	6,952
80.	Apr. 10	Norfolk	3-6 L	40-32-2-6		3	Ritola	Grumet-Morris-Talbot/Janus	20	37	1-1	2-4	4,825

* - Overtime

- Sellout

& - at Rentschler Field, East Hartford

ALL-TIME WOLF PACK/WHALE TEAM GAME-BY-GAME (cont.)

2009-10:

#	Date	Opponent	Result		Record	Division Standings	GW Goal	Goaltenders	SF	SA	PP	PK	Att.
1.	Oct. 3	@ Binghamton	3-5	L	0-1-0-0	T-6	Yablonski	Zaba/Brodeur	28	34	1-5	3-4	3,927
2.	Oct. 9	@ Providence	3-5	L	0-2-0-0	T-7	Lehtonen	Johnson-Zaba/Sabourin	37	33	2-5	2-5	3,752
3.	Oct. 10	Springfield	7-3	W	1-2-0-0	T-5	Locke	Zaba-Johnson/Dubnyk	43	38	4-11	7-9	8,385
4.	Oct. 11	@ Providence	3-2	W	2-2-0-0	T-3	Weise	Johnson/Dalton	31	24	1-5	5-7	2,888
5.	Oct. 16	@ Portland	3-6	L	2-3-0-0	T-5	Ennis	Johnson/Enroth	30	24	0-5	3-6	3,285
6.	Oct. 17	@ Springfield	1-2	L	2-4-0-0	T-6	Linglet	Wiikman/Dubnyk	33	14	0-3	3-3	3,853
7.	Oct. 23	@ Adirondack	2-3	L	2-5-0-0	T-7	Bartulis	Johnson/Backlund	28	27	2-7	4-5	4,062
8.	Oct. 24	Lowell	5-2	W	3-5-0-0	T-7	Sauer	Wiikman/Frazee	27	36	3-3	4-5	3,583
9.	Oct. 25	Worcester	4-3	W	4-5-0-0	7	Parenteau	Wiikman/Sexsmith	30	35	1-4	2-3	2,141
10.	Oct. 30	Hershey	0-6	L	4-6-0-0	T-7	Joudrey	Wiikman-Johnson-Bacashihua	26	24	0-4	4-4	2,531
11.	Oct. 31	Providence	7-0	W	5-6-0-0	6	Weise	Johnson/Dalton	48	17	3-5	3-3	1,754
12.	Nov. 1	Manchester	3-2*	W	6-6-0-0	T-5	Locke	Johnson/Bernier	30	35	1-4	5-6	2,801
13.	Nov. 6	@ Providence	5-3	W	7-6-0-0	T-4	Dupont	Johnson/Sabourin	27	32	0-1	0-1	6,746
14.	Nov. 7	@ Bridgeport	4-1	W	8-6-0-0	3	Locke	Johnson/Lawson	37	29	2-6	5-6	5,007
15.	Nov. 11	@ Manchester	1-2	L	8-7-0-0	5	Voynov	Johnson/Bernier	27	24	1-5	6-7	3,019
16.	Nov. 13	Manchester	2-0	W	9-7-0-0	T-3	Couture	Johnson/Bernier	25	26	0-3	2-2	4,551
17.	Nov. 14	@ Worcester	4-0	W	10-7-0-0	3	Heikkinen	Johnson/Stalock	24	35	1-7	7-7	5,107
18.	Nov. 18	Binghamton	1-2*	SOL	10-7-0-1	4		Johnson/Chiodo	31	37	1-9	6-7	1,731
19.	Nov. 19	W-B/Scr.	5-3	W	11-7-0-1	T-2	Byers	Zaba/Curry	33	24	3-6	3-3	1,935
20.	Nov. 21	@ Syracuse	1-2	L	11-8-0-1	T-4	Harvey	Johnson/Lalande	23	24	0-2	3-3	5,416
21.	Nov. 25	@ Lowell	4-1	W	12-8-0-1	3	Owens	Johnson/McKenna	31	23	0-1	4-5	1,189
22.	Nov. 27	Portland	4-3*	W	13-8-0-1	T-2	Byers	Johnson/Lamouroux	27	29	0-2	4-4	3,589
23.	Nov. 28	Providence	2-3*	OTL	13-8-1-1	2	Lehtonen	Johnson/Regan	42	38	0-6	5-5	4,488
24.	Nov. 29	@ Bridgeport	2-3*	SOL	13-8-1-2	2		Zaba/Munroe	31	42	0-1	3-3	3,808
25.	Dec. 4	@ Manchester	1-7	L	13-9-1-2	T-3	Voynov	Valiquette-Zaba/Bernier	20	35	0-2	5-8	4,012
26.	Dec. 5	@ W-B/Scr.	1-4	L	13-10-1-2	T-5	Pushkarev	Zaba-Curry	21	33	0-5	4-5	6,642
27.	Dec. 6	@ Hershey	2-9	L	13-11-1-2	T-5	Joudrey	Valiquette-Zaba/Neuvirth	25	35	1-7	3-6	7,302
28.	Dec. 11	Portland	2-5	L	13-12-1-2	7	Ennis	Johnson-Enroth	18	29	0-3	6-7	2,544
29.	Dec. 12	Bridgeport	2-1*	W	14-12-1-2	T-6	Weise	Valiquette/Munroe	29	26	1-3	3-3	5,752
30.	Dec. 13	Albany	1-2*	SOL	14-12-1-3	T-5		Johnson/Peters	31	31	0-5	4-4	3,073
31.	Dec. 18	Toronto	6-1	W	15-12-1-3	T-5	Hoffman	Valiquette/MacDonald	44	24	2-11	5-6	2,621
32.	Dec. 19	Hamilton	1-4	L	15-13-1-3	T-5	Desharnais	Valiquette/Sanford	26	34	0-5	4-6	3,370
33.	Dec. 26	@ Bridgeport	2-3*	SOL	15-13-1-4	6		Valiquette/Lawson	41	30	1-4	4-4	6,143
34.	Dec. 27	@ Springfield	4-3*	W	16-13-1-4	6	Locke	Valiquette/Levasseur	32	31	0-2	3-5	3,061
35.	Dec. 30	Springfield	5-3	W	17-13-1-4	5	Garlock	Valiquette/Levasseur	36	28	0-2	5-5	4,646
36.	Jan. 2	Bridgeport	3-2	W	18-13-1-4	T-4	Grachev	Johnson/Munroe	27	25	1-2	3-4	4,718
37.	Jan. 3	Syracuse	2-1* (SO)	W	19-13-1-4	4		Johnson/Lalande	35	31	0-3	4-4	3,322
38.	Jan. 6	@ Lowell (&)	2-3	L	19-14-1-4	4	Palmieri	Valiquette/Frazee	30	26	0-7	3-4	3,276
39.	Jan. 8	@ Worcester	5-3	W	20-14-1-4	4	Weise	Zaba/Stalock	36	31	2-7	2-4	2,829
40.	Jan. 9	@ Albany	1-3	L	20-15-1-4	4	Blanchard	Zaba/Peters	20	29	0-4	5-6	4,010
41.	Jan. 10	@ Providence	2-1*	W	21-15-1-4	4	Crowder	Johnson/Regan	29	31	1-3	5-5	6,269
42.	Jan. 16	Providence	3-2*	W	22-15-1-4	T-4	Grachev	Zaba/Sabourin	39	38	0-3	1-1	7,839
43.	Jan. 17	@ Manchester	1-4	L	22-16-1-4	T-4	Cavanagh	Zaba/Bernier	36	25	0-7	4-5	5,613
44.	Jan. 22	Manchester	3-2*	W	23-16-1-4	4	Byers	Johnson/Bernier	36	29	2-5	2-2	4,967
45.	Jan. 23	@ Springfield	1-2*	OTL	23-16-2-4	4	Minard	Johnson/Levasseur	16	37	0-3	6-6	5,930
46.	Jan. 24	@ Manchester	1-6	L	23-17-2-4	4	Holloway	Valiquette-Johnson/Bernier	23	34	0-4	0-2	4,131
47.	Jan. 27	Norfolk	4-5	L	23-18-2-4	4	Parrish	Zaba-Tokarski	28	27	2-3	2-4	2,082
48.	Jan. 29	Lowell	2-3	L	23-19-2-4	5	Mills	Valiquette-Zaba/McKenna	37	35	1-6	4-5	4,162
49.	Jan. 30	Manchester	0-2	L	23-20-2-4	5	Zeiler	Zaba/Bernier	20	35	0-4	4-4	8,539
50.	Feb. 3	@ Lowell (&)	3-2*	W	24-20-2-4	5	Dupont	Zaba/McKenna	28	39	1-7	5-6	5,458
51.	Feb. 5	@ Norfolk	2-3*	OTL	24-20-3-4	5	Szczechura	Zaba/Janus	31	40	0-6	4-5	3,716
52.	Feb. 6	@ Norfolk	5-1	W	25-20-3-4	5	Soryal	Zaba/Tokarski	35	34	1-3	3-3	4,557
53.	Feb. 12	@ Providence	1-7	L	25-21-3-4	5	Lehtonen	Johnson/Sabourin	26	35	1-5	3-5	7,503
54.	Feb. 13	Bridgeport	4-6	L	25-22-3-4	T-5	Mauldin	Wiikman/Munroe	28	33	2-5	3-6	5,117
55.	Feb. 15	@ Portland	4-7	L	25-23-3-4	T-5	Ennis	Johnson-Wiikman/Enroth	30	32	0-6	4-6	4,433
56.	Feb. 17	Norfolk	3-7	L	25-24-3-4	T-6	Lashoff	Johnson-Wiikman/Janus	24	45	0-3	2-5	2,938
57.	Feb. 19	Bridgeport	2-4	L	25-25-3-4	7	Haskins	Johnson/Lawson	20	22	1-7	4-5	4,154
58.	Feb. 20	Worcester	4-2	W	26-25-3-4	T-6	Weise	Zaba/Stalock	23	33	0-5	6-6	5,377
59.	Feb. 21	@ Bridgeport	1-2	L	26-26-3-4	T-6	Witt	Zaba/Lawson	22	30	1-6	7-8	7,985
60.	Feb. 26	Springfield	1-2*	OTL	26-26-4-4	7	Hisey	Zaba/Dubnyk	33	31	0-4	2-2	4,201
61.	Feb. 27	Portland	1-2*	OTL	26-26-5-4	T-6	Ennis	Johnson/Enroth	20	25	0-3	4-6	4,733
62.	Feb. 28	@ Lowell	3-4	L	26-27-5-4	T-6	Walter	Johnson/Frazee	30	27	2-5	4-6	5,119
63.	Mar. 6	@ Hamilton	2-3*	SOL	26-27-5-5	7		Zaba/Desjardins	32	28	0-1	1-1	3,667
64.	Mar. 7	@ Toronto	2-3*	OTL	26-27-6-5	7	Mikkelson	Johnson/Reimer	24	27	1-3	3-4	3,730
65.	Mar. 10	@ Worcester	4-6	L	26-28-6-5	7	Trevelyan	Zaba/Doyle	38	26	0-4	3-6	2,306
66.	Mar. 12	@ Springfield	4-2	W	27-28-6-5	7	Weise	Johnson/Pitton	34	24	1-4	4-5	3,804
67.	Mar. 13	Lowell	6-2	W	28-28-6-5	6	Locke	Johnson/McKenna-Frazee	30	29	1-6	7-8	7,654
68.	Mar. 17	Providence	2-4	L	28-29-6-5	7	Whitfield	Johnson/Sabourin	25	29	1-3	4-4	2,244
69.	Mar. 20	Springfield	3-4	L	28-30-6-5	7	Wiseman	Zaba-Johnson/Pitton	36	19	1-7	5-5	4,694
70.	Mar. 21	Providence	4-3*	W	29-30-6-5	7	Parenteau	Johnson/Regan	34	30	1-2	2-3	4,896
71.	Mar. 26	Adirondack	3-2* (SO)	W	30-30-6-5	T-6		Johnson/Hutton	37	23	0-4	5-6	5,638
72.	Mar. 27	Bridgeport	4-3	W	31-30-6-5	6	Sanguinetti	Johnson/Munroe	36	28	1-2	4-5	6,921
73.	Mar. 28	@ Portland	2-3	L	31-31-6-5	6	Wanvig	Johnson/Ford	30	26	0-3	6-7	4,751
74.	Mar. 31	Worcester	3-5	L	31-32-6-5	6	Quirk	Johnson/Doyle	30	29	0-5	3-3	1,671
75.	Apr. 2	Lowell	5-2	W	32-32-6-5	6	Weise	Johnson/Frazee	29	38	1-4	3-3	2,914
76.	Apr. 3	@ Springfield	6-1	W	33-32-6-5	6	Soryal	Johnson/Pitton	31	31	0-5	3-4	5,699
77.	Apr. 7	Worcester	2-9	L	33-33-6-5	6	Mashinter	Zaba-Talbot/Stalock	26	38	1-3	4-7	1,961
78.	Apr. 9	@ Worcester	3-2	W	34-33-6-5	6	Brouillette	Johnson/Doyle	19	25	0-3	4-4	4,129
79.	Apr. 10	Springfield	7-5	W	35-33-6-5	6	Ambühl	Johnson/Pitton-Roy	31	33	1-2	5-7	7,275
80.	Apr. 11	@ Bridgeport	2-1	W	36-33-6-5	6	Garlock	Johnson/Lawson	25	31	1-3	3-3	6,060

* - Overtime

- Sellout

& - Newark

ALL-TIME WOLF PACK/WHALE TEAM GAME-BY-GAME (cont.)

2008-09:

#	Date	Opponent	Result	Record	Standings	Division	GW Goal	Goaltenders	SF	SA	PP	PK	Att.
1.	Oct. 11	Springfield	3-4 L	0-1-0-0	T-5		Potulny	Wiikman/Dubnyk	37	22	1-7	7-8	9,530
2.	Oct. 12	Bridgeport	2-1* (SO) W	1-1-0-0	T-4			Wiikman/Mannino	36	20	0-3	5-6	2,353
3.	Oct. 17	@ Hamilton	0-2 L	1-2-0-0	T-4		Maxwell	Wiikman/Denis	27	29	0-5	6-7	5,503
4.	Oct. 18	@ Toronto	1-4 L	1-3-0-0	T-5		Newbury	Zaba/Pogge	30	21	0-5	2-3	1,753
5.	Oct. 22	@ Worcester	4-5* SOL	1-3-0-1	T-6			Wiikman/Greiss	25	36	1-8	6-7	2,126
6.	Oct. 24	Philadelphia	2-1 W	2-3-0-1	T-4		Sanguinetti	Wiikman/Aubin	24	31	1-3	8-9	2,647
7.	Oct. 25	Manchester	4-1 W	3-3-0-1	T-3		Parenteau	Wiikman/Quick	26	32	2-8	5-6	2,893
8.	Oct. 29	Portland	3-2* W	4-3-0-1	T-2		Byers	Wiikman/Dennis	23	32	0-6	5-7	1,927
9.	Oct. 31	Worcester	2-4 L	4-4-0-1	T-3		Joslin	Wiikman/Greiss	22	42	0-4	8-9	1,896
10.	Nov. 1	Albany	3-1 W	5-4-0-1	T-3		Dupont	Zaba/Manzato	27	26	0-3	3-4	3,146
11.	Nov. 7	Worcester	3-4 L	5-5-0-1	4		Desjardins	Wiikman/Jones	20	32	1-3	3-5	3,423
12.	Nov. 8	Springfield	4-3* W	6-5-0-1	T-3		Korpikoski	Wiikman/Dubnyk	31	34	1-4	7-8	6,472
13.	Nov. 14	@ Grand Rapids	2-3 L	6-6-0-1	4		Kindl	Wiikman/Howard	22	30	0-5	5-7	7,179
14.	Nov. 16	@ Lake Erie	5-3 W	7-6-0-1	4		Sanguinetti	Wiikman/Bacashihua	37	26	2-7	5-6	3,173
15.	Nov. 19	Portland	2-4 L	7-7-0-1	4		Darche	Wiikman/Dennis	36	29	1-4	1-4	2,286
16.	Nov. 21	Lowell	3-4* SOL	7-7-0-2	4			Wiikman/Frazeo	33	23	1-6	6-6	4,271
17.	Nov. 22	@ Portland	6-2 W	8-7-0-2	4		Anisimov	Zaba/Dennis	28	29	2-3	6-6	5,028
18.	Nov. 23	@ Providence	3-6 L	8-8-0-2	T-4		Sobotka	Zaba/Regan	30	25	1-9	2-3	3,978
19.	Nov. 28	@ Bridgeport	1-4 L	8-9-0-2	7		Smith	Wiikman/Danis	46	25	0-6	2-4	6,471
20.	Nov. 29	Manchester	2-1 W	9-9-0-2	7		Owens	Zaba/Bernier	30	27	1-3	3-4	5,819
21.	Nov. 30	@ Providence	3-4* OTL	9-9-1-2	T-4		Marchand	Zaba-Wiikman/Rask	32	34	0-1	0-1	3,717
22.	Dec. 3	@ Bridgeport	4-3* W	10-9-1-2	T-4		Rissmiller	Wiikman/Manino	32	39	2-5	4-5	3,065
23.	Dec. 5	@ Philadelphia	3-6 L	10-10-1-2	T-5		Giroux	Wiikman/Munroe	41	25	3-4	1-1	4,511
24.	Dec. 6	@ Hershey	2-4 L	10-11-1-2	T-6		McNeill	Zaba/Varlamov	28	34	0-4	7-7	8,704
25.	Dec. 10	Providence	2-0 W	11-11-1-2	6		Nightingale	Wiikman/Rask	33	15	1-6	2-2	2,079
26.	Dec. 12	Worcester	4-1 W	12-11-1-2	4		Moore	Wiikman/Dakers	31	29	3-6	4-4	3,721
27.	Dec. 13	Springfield	3-4* SOL	12-11-1-3	T-4			Wiikman/Dubnyk	27	29	0-6	4-4	4,409
28.	Dec. 14	@ Worcester	2-1 W	13-11-1-3	T-3		Owens	Zaba/Greiss	19	36	0-4	5-5	2,648
29.	Dec. 17	Providence	3-2 W	14-11-1-3	3		Moore	Wiikman/Rask	21	28	1-5	6-8	2,066
30.	Dec. 20	Hamilton	2-6 L	14-12-1-3	T-3		Trotter	Wiikman-Zaba/Desjardins	41	28	0-4	2-3	3,368
31.	Dec. 21	Toronto	3-1 W	15-12-1-3	3		Moore	Zaba-Wiikman/Munro	27	27	2-6	7-8	1,830
32.	Dec. 26	@ Bridgeport	1-3 L	15-13-1-3	3		Joensuu	Wiikman/Lawson	29	17	0-2	1-1	7,097
33.	Dec. 27	@ Springfield	4-3* W	16-13-1-3	3		Anisimov	Zaba/Dubnyk	33	21	1-6	3-4	5,406
34.	Dec. 28	@ Lowell	4-5 L	16-14-1-3	3		Tallackson	Zaba/Frazeo	34	24	1-5	4-6	2,122
35.	Jan. 2	Grand Rapids	3-1 W	17-14-1-3	3		Ouellette	Wiikman/Larsson	33	32	0-2	2-3	5,963
36.	Jan. 3	Hershey	2-6 L	17-15-1-3	4		Potter	Wiikman-Zaba/Varlamov	34	38	1-3	6-7	4,468
37.	Jan. 6	@ Manitoba	6-3 W	18-15-1-3	3		Potter	Wiikman/Goehring-Schneider	21	28	3-6	5-5	5,789
38.	Jan. 7	@ Manitoba	2-3* OTL	18-15-2-3	3		Baumgartner	Wiikman/Schneider	35	22	1-4	6-6	5,984
39.	Jan. 9	@ Springfield	1-0* W	19-15-2-3	T-2		Anisimov	Zaba/Deslauriers	30	40	0-8	8-8	4,146
40.	Jan. 10	@ Bridgeport	1-2 L	19-16-2-3	T-3		Walter	Zaba/Lawson	34	26	0-4	2-3	5,791
41.	Jan. 14	Bridgeport	4-2 W	20-16-2-3	T-2		Owens	Wiikman/Mannino	30	36	1-3	3-3	2,174
42.	Jan. 16	Springfield	3-1 W	21-16-2-3	T-2		Potter	Wiikman/Dubnyk	25	23	2-5	5-6	4,851
43.	Jan. 17	Providence	2-5 L	21-17-2-3	T-2		Marquardt	Wiikman-Zaba/Rask	41	32	1-5	4-4	5,835
44.	Jan. 19	@ Portland	3-1 W	22-17-2-3	2		Anisimov	Zaba/Enroth	30	22	1-3	3-3	3,933
45.	Jan. 23	Lowell	2-3 L	22-18-2-3	T-3		Tallackson	Zaba/Frazeo	30	34	1-7	5-5	3,634
46.	Jan. 24	Wilkes-Barre/Scr.	4-1 W	23-18-2-3	T-2		Anisimov	Wiikman/Berkhoel	35	33	2-4	0-1	7,017
47.	Jan. 30	Bridgeport	3-1 W	24-18-2-3	T-1		Owens	Zaba/Lawson	29	26	0-6	3-3	5,699
48.	Jan. 31	@ Manchester	4-3 W	25-18-2-3	T-1		Pyatt	Zaba/Bernier	23	36	0-4	3-4	8,314
49.	Feb. 4	Manchester	3-6 L	25-19-2-3	3		Murray	Zaba/Taylor	26	34	1-5	3-6	1,771
50.	Feb. 7	@ Springfield	3-2 W	26-19-2-3	2		Dupont	Zaba/Dubnyk	16	37	1-5	5-6	5,729
51.	Feb. 8	@ Lowell	3-5 L	26-20-2-3	2		Davis	Zaba-Daigneault/Frazeo	25	34	0-2	2-4	4,386
52.	Feb. 11	Manitoba	2-4 L	26-21-2-3	T-2		Grabner	Wiikman/Schneider	26	31	0-2	2-4	2,127
53.	Feb. 13	Lake Erie	6-2 W	27-21-2-3	T-2		Potter	Zaba/Bacashihua	39	24	3-8	9-10	3,815
54.	Feb. 14	Manitoba	1-4 L	27-22-2-3	3		Bolduc	Wiikman/Goehring	27	26	0-2	4-6	5,899
55.	Feb. 18	Bridgeport	0-1 L	27-23-2-3	3		McLean	Zaba/Lawson	23	32	0-2	2-2	3,583
56.	Feb. 20	@ Lowell	5-2 W	28-23-2-3	3		Rissmiller	Zaba/Frazeo-Carusio	28	38	2-4	4-4	2,027
57.	Feb. 21	Portland	2-1* W	29-23-2-3	T-2		Sauer	Zaba/Enroth	45	18	1-10	6-6	6,043
58.	Feb. 22	@ Manchester	3-2 W	30-23-2-3	2		Dupont	Zaba/Bernier	28	37	1-4	3-4	5,137
59.	Feb. 25	@ Wilkes-Barre/Scr.	5-1 W	31-23-2-3	2		Owens	Zaba/Curry	25	40	1-3	8-9	6,047
60.	Feb. 27	Manchester	2-1* (SO) W	32-23-2-3	2			Zaba/Taylor	25	29	0-4	5-5	6,636
61.	Feb. 28	@ Portland	4-3* (SO) W	33-23-2-3	2			Zaba/Jakaitis	33	32	0-4	8-9	6,982
62.	Mar. 4	Worcester	3-1 W	34-23-2-3	T-1		Anisimov	Zaba/Greiss	29	35	1-6	3-4	2,260
63.	Mar. 6	@ Manchester	0-1* OTL	34-23-3-3	T-1		Voynov	Zaba/Bernier	24	32	0-4	3-3	5,148
64.	Mar. 7	@ Springfield	4-2 W	35-23-3-3	1		Anisimov	Zaba/Dubnyk	30	21	0-6	4-5	4,702
65.	Mar. 8	@ Bridgeport	3-6 L	35-24-3-3	T-1		Colliton	Wiikman/Mannino	24	28	1-4	1-3	7,349
66.	Mar. 13	@ Worcester	4-2 W	36-24-3-3	T-1		Parenteau	Wiikman/Greiss	27	34	2-5	4-4	3,332
67.	Mar. 14	Bridgeport	6-3 W	37-24-3-3	T-1		Weise	Wiikman/Mayotte	32	29	0-5	1-3	7,003
68.	Mar. 15	@ Worcester	1-4 L	37-25-3-3	2		Cavanagh	Wiikman/Greiss	22	29	1-5	5-7	5,723
69.	Mar. 18	Lowell	1-0 W	38-25-3-3	T-1		Dupont	Wiikman/Frazeo	29	18	0-5	6-6	2,281
70.	Mar. 20	@ Portland	3-1 W	39-25-3-3	1		Parenteau	Wiikman/Enroth	35	23	1-5	5-6	4,485
71.	Mar. 21	@ Springfield	7-2 W	40-25-3-3	1		Denisov	Wiikman-Daigneault-Sabourin	31	22	2-8	1-2	6,336
72.	Mar. 22	@ Providence	3-5 L	40-26-3-3	1		Boyчук	Daigneault/Rask	24	30	2-7	5-6	7,327
73.	Mar. 27	@ Albany	5-1 W	41-26-3-3	1		Anisimov	Zaba/Peters	22	20	2-4	5-5	3,951
74.	Mar. 28	Providence	3-2* (SO) W	42-26-3-3	1			Zaba/Rask	42	25	1-6	4-4	7,591
75.	Apr. 1	Portland	5-3 W	43-26-3-3	1		Owens	Zaba/Enroth	31	35	0-4	3-5	2,245
76.	Apr. 3	@ Providence	6-0 W	44-26-3-3	1		Dupont	Zaba/Rask-Nastiuk	26	24	0-4	10-10	7,964
77.	Apr. 5	Lowell	3-4 L	44-27-3-3	1		DiSalvatore	Zaba/Frazeo	33	36	1-3	5-8	5,404
78.	Apr. 8	@ Manchester	4-3 W	45-27-3-3	1		Bell	Zaba/Bernier	33	31	0-3	3-5	6,017
79.	Apr. 10	@ Lowell	2-3* SOL	45-27-3-4	1			Wiikman/Frazeo	34	35	0-2	3-3	3,876
80.	Apr. 11	Springfield	5-3 W	46-27-3-4	1		Weise	Zaba/Sabourin	30	25	0-5	4-7	7,171

* - Overtime

- Sellout

ALL-TIME WOLF PACK/WHALE TEAM GAME-BY-GAME (cont.)

2007-08:

#	Date	Opponent	Result	Record	Division		Goal	Goalenders	SF	SA	PP	PK	Att.
					Standings	Wins							
1.	Oct. 6	Bridgeport	2-3	L	0-1-0-0	T-5	Nielsen	Montoya/MacDonald	30	22	0-4	4-5	9,769#
2.	Oct. 12	@ Manchester	4-5*	SOL	0-1-0-1	T-6		Wiikman-Montoya/Cloutier	28	31	1-4	4-7	4,642
3.	Oct. 13	@ Syracuse	5-3	W	1-1-0-1	5	Bourret	Montoya/Popperle	46	23	0-4	1-4	6,021
4.	Oct. 20	@ Hamilton	1-2	L	1-2-0-1	7	Locke	Montoya/Halak	27	25	0-3	2-2	3,001
5.	Oct. 21	@ Toronto	4-3* (SO)	W	2-2-0-1	6		Montoya-Wiikman/Pogge	30	36	2-9	8-10	2,541
6.	Oct. 24	Providence	3-4	L	2-3-0-1	7	Nokelainen	Holt/Rask	17	30	0-2	4-5	2,119
7.	Oct. 26	Springfield	2-1* (SO)	W	3-3-0-1	6		Montoya-Holt/Deslauriers	27	21	0-3	5-5	3,476
8.	Oct. 27	@ Worcester	2-1	W	4-3-0-1	T-3	Moore	Holt/Dakers	24	26	0-4	4-4	3,464
9.	Nov. 2	Worcester	4-3	W	5-3-0-1	T-3	Bourret	Holt/Greiss	33	23	1-2	0-2	2,974
10.	Nov. 3	Toronto	2-5	L	5-4-0-1	T-3	Leveille	Montoya/Clemmensen	31	31	2-5	3-3	4,099
11.	Nov. 4	@ Manchester	1-2	L	5-5-0-1	T-4	Boyle	Holt/Ersberg	35	29	0-3	1-3	4,702
12.	Nov. 9	@ Manchester	5-4	W	6-5-0-1	T-3	Jessiman	Montoya/Ersberg	30	35	3-6	3-4	5,548
13.	Nov. 10	Albany	4-1	W	7-5-0-1	3	Taylor	Holt/Leighton	32	16	1-3	2-2	6,158
14.	Nov. 11	@ Portland	1-2	L	7-6-0-1	T-3	Salcido	Montoya/Hiller	42	27	1-6	7-8	3,548
15.	Nov. 14	Norfolk	6-3	W	8-6-0-1	T-2	Constant	Montoya/Boutin-Munce	44	20	1-7	4-5	2,054
16.	Nov. 16	Hamilton	3-2	W	9-6-0-1	T-2	Lessard	Montoya/Halak	40	30	0-6	5-6	3,582
17.	Nov. 17	@ Lowell	3-2	W	10-6-0-1	2	Anisimov	Montoya/Parise	25	19	0-0	3-3	2,803
18.	Nov. 18	@ Portland	4-3	W	11-6-0-1	T-1	Sauer	Holt/McKenna	41	24	1-4	3-3	4,284
19.	Nov. 21	Providence	2-3	L	11-7-0-1	3	Hoggan	Holt-Wiikman/Brown	28	32	0-7	7-7	2,931
20.	Nov. 23	@ Bridgeport	5-3	W	12-7-0-1	2	Dupont	Wiikman/MacDonald	29	31	3-8	8-9	6,565
21.	Nov. 24	Lowell	3-2*	W	13-7-0-1	2	Parenteau	Wiikman/Doyle	38	21	1-8	3-5	4,592
22.	Nov. 30	@ Worcester	4-2	W	14-7-0-1	2	Bourret	Wiikman/Greiss	33	26	3-6	4-5	3,598
23.	Dec. 1	Springfield	6-2	W	15-7-0-1	2	Bourret	Wiikman/Deslauriers	31	29	2-7	9-10	4,466
24.	Dec. 2	Portland	5-3	W	16-7-0-1	2	Byers	Wiikman/McKenna-Coleman	27	32	0-2	2-3	3,254
25.	Dec. 5	@ Providence	3-4*	SOL	16-7-0-2	2		Montoya/Franck	34	44	1-5	6-6	3,457
26.	Dec. 7	Lowell	3-1	W	17-7-0-2	2	Dawes	Montoya/Parise	31	32	1-5	4-4	3,068
27.	Dec. 8	@ Worcester	7-1	W	18-7-0-2	2	Moore	Montoya/Dakers	35	23	4-9	3-3	4,101
28.	Dec. 12	Houston	1-6	L	18-8-0-2	2	Kelly	Montoya/Schaefer	33	27	0-5	3-6	2,277
29.	Dec. 15	Manchester	2-1*	W	19-8-0-2	2	Baranka	Montoya/Taylor	35	27	1-2	4-4	4,051
30.	Dec. 21	Bridgeport	1-2*	SOL	19-8-0-3	2		Montoya/MacDonald	34	26	0-8	3-3	3,127
31.	Dec. 22	Syracuse	3-4	L	19-9-0-3	2	Lindstrom	Wiikman/Goehring	34	31	1-5	3-5	3,539
32.	Dec. 28	@ Springfield	3-2	W	20-9-0-3	2	Moore	Montoya/Deslauriers	29	37	2-9	6-8	5,089
33.	Dec. 29	@ Bridgeport	0-2	L	20-10-0-3	2	Colliton	Montoya/Morrison	35	24	0-4	3-4	4,818
34.	Dec. 30	@ Manchester	5-2	W	21-10-0-3	2	Dawes	Wiikman/Taylor-Ersberg	29	28	1-3	1-1	8,021
35.	Jan. 2	Portland	2-3*	SOL	21-10-0-4	2		Wiikman/McKenna	36	28	1-9	5-5	2,240
36.	Jan. 4	Hershey	4-5	L	21-11-0-4	T-2	Clymer	Montoya-Wiikman/Machesney	42	26	0-3	1-3	4,541
37.	Jan. 5	Lowell	2-3	L	21-12-0-4	T-2	Bergfors	Wiikman/Parise	31	25	1-7	5-5	4,864
38.	Jan. 11	@ Norfolk	4-2	W	22-12-0-4	3	Hutchinson	Montoya/Denis	26	31	1-5	8-9	3,909
39.	Jan. 12	@ Norfolk	3-2	W	23-12-0-4	3	Pyatt	Montoya/Denis	25	29	1-7	5-7	5,650
40.	Jan. 13	@ Hershey	3-1	W	24-12-0-4	3	Anisimov	Wiikman/Cassivi	36	23	2-6	5-5	7,470
41.	Jan. 16	Worcester	5-2	W	25-12-0-4	3	Bourret	Wiikman/Patzold	29	35	0-5	2-3	2,510
42.	Jan. 18	@ Springfield	1-3	L	25-13-0-4	3	Jacques	Montoya/Deslauriers	36	19	1-3	2-2	4,745
43.	Jan. 19	Portland	4-5*	OTL	25-13-1-4	3	Ebbett	Montoya/McKenna	28	20	2-6	4-7	4,933
44.	Jan. 20	@ Providence	3-4*	OTL	25-13-2-4	3	Hoggan	Wiikman/Rask	34	34	0-3	5-5	4,005
45.	Jan. 23	@ Albany	1-0	W	26-13-2-4	3	Bourret	Wiikman/Leighton	32	26	1-3	6-6	3,054
46.	Jan. 25	Worcester	3-1	W	27-13-2-4	3	Callahan	Wiikman/Dakers	27	30	1-4	3-3	5,203
47.	Jan. 26	Providence	3-0	W	28-13-2-4	3	Byers	Wiikman/Sigalet	21	37	0-2	3-3	7,409
48.	Feb. 1	Springfield	6-2	W	29-13-2-4	2	Dupont	Wiikman/Deslauriers-Dubnyk	32	22	2-8	4-5	3,857
49.	Feb. 2	Bridgeport	1-2*	SOL	29-13-2-5	2		Wiikman/MacDonald	40	25	1-2	4-4	6,957
50.	Feb. 6	Manchester	3-1	W	30-13-2-5	2	Owens	Montoya/Ersberg	25	23	0-2	2-3	2,236
51.	Feb. 8	@ Providence	7-5	W	31-13-2-5	2	Byers	Montoya/Rask-Sigalet	23	49	5-8	5-7	9,946
52.	Feb. 13	Springfield	4-3	W	32-13-2-5	2	Anisimov	Montoya/Deslauriers	32	22	1-2	3-3	2,247
53.	Feb. 15	@ Springfield	6-1	W	33-13-2-5	2	Moore	Montoya/Deslauriers-Dubnyk	20	35	1-5	9-10	3,351
54.	Feb. 16	Portland	6-3	W	34-13-2-5	2	Jessiman	Montoya/McKenna	32	23	3-7	4-5	7,539
55.	Feb. 17	@ Bridgeport	1-4	L	34-14-2-5	2	Regier	Wiikman/MacDonald	33	18	0-6	2-3	7,750
56.	Feb. 20	@ Lowell	2-1	W	35-14-2-5	2	Baranka	Montoya-Wiikman/Doyle	26	28	1-4	3-3	1,765
57.	Feb. 22	Providence	1-6	L	35-15-2-5	2	Thompson	Wiikman-Holt/Rask	22	36	1-5	7-9	3,598
58.	Feb. 23	Bridgeport	5-2	W	36-15-2-5	2	Parenteau	Wiikman/MacDonald	37	24	1-3	2-4	6,333
59.	Feb. 24	@ Lowell	2-3*	SOL	36-15-2-6	2		Wiikman/Doyle	29	42	0-3	6-6	2,965
60.	Feb. 29	Norfolk	6-2	W	37-15-2-6	2	Anisimov	Wiikman/Denis	41	18	4-6	3-3	4,068
61.	Mar. 1	Manchester	1-2	L	37-16-2-6	2	Moulson	LeNeveu/Quick	38	32	1-7	3-3	4,565
62.	Mar. 2	@ Portland	0-3	L	37-17-2-6	2	King	Wiikman/Aubin	38	27	0-4	3-4	4,321
63.	Mar. 7	@ Houston	0-1	L	37-18-2-6	2	Hamilton	LeNeveu/Brust	23	13	0-2	2-2	6,718
64.	Mar. 8	@ San Antonio	2-1	W	38-18-2-6	2	Gratton	LeNeveu/Montoya	30	32	0-1	2-2	8,211
65.	Mar. 14	San Antonio	4-0	W	39-18-2-6	T-2	Ouellette	LeNeveu/Tordjman	34	18	0-6	4-4	4,456
66.	Mar. 15	Manchester	1-3	L	39-19-2-6	3	Meckler	LeNeveu/Taylor	32	22	0-8	3-4	6,946
67.	Mar. 16	@ Worcester	4-1	W	40-19-2-6	T-2	Ouellette	Wiikman/Greiss	31	40	2-4	5-5	5,317
68.	Mar. 19	Philadelphia	5-4*	W	41-19-2-6	2	Parenteau	Wiikman/Houle	31	39	2-6	4-6	2,972
69.	Mar. 21	@ Philadelphia	4-5*	SOL	41-19-2-7	2		LeNeveu/Houle-Munroe	34	23	1-7	7-8	6,197
70.	Mar. 22	@ Springfield	4-1	W	42-19-2-7	2	Byers	Wiikman/Dubnyk	45	16	1-3	2-3	6,112
71.	Mar. 26	@ Lowell	8-2	W	43-19-2-7	2	Hutchinson	LeNeveu/Doyle	32	20	2-5	6-7	1,099
72.	Mar. 28	Worcester	3-2	W	44-19-2-7	2	Korpikoski	LeNeveu/Greiss	28	22	1-4	5-5	5,092
73.	Mar. 29	Springfield	10-1	W	45-19-2-7	2	Potter	LeNeveu/Dubnyk-Fisher	37	25	2-4	7-7	7,156
74.	Mar. 30	@ Bridgeport	4-3* (SO)	W	46-19-2-7	2		Wiikman/MacDonald	45	36	1-7	2-3	8,191
75.	Apr. 4	@ Providence	3-4*	SOL	46-19-2-8	2		LeNeveu/Sigalet	38	29	0-4	2-2	9,535
76.	Apr. 5	@ Portland	1-3	L	46-20-2-8	2	Ebbett	Wiikman/Aubin	27	34	0-5	6-6	6,873
77.	Apr. 6	Lowell	3-2	W	47-20-2-8	2	Jessiman	LeNeveu/Doyle	36	27	1-3	1-1	4,429
78.	Apr. 11	@ Springfield	4-1	W	48-20-2-8	2	Parenteau	LeNeveu/Dubnyk	29	26	1-1	1-1	4,486
79.	Apr. 12	Bridgeport	5-2	W	49-20-2-8	2	Jessiman	LeNeveu/MacDonald	27	29	0-1	4-5	6,536
80.	Apr. 13	@ Bridgeport	3-2	W	50-20-2-8	2	Sauer	Wiikman/Morrison	34	35	0-2	4-4	7,210

* - Overtime

- Sellout

ALL-TIME WOLF PACK/WHALE TEAM GAME-BY-GAME (cont.)

2006-07:

#	Date	Opponent	Result	Record	Standings	Division		SF	SA	PP	PK	Att.
						GW Goal	Goaltenders					
1.	Oct. 7	Springfield	2-3 L	0-1-0-0	T-5	Delmore	Montoya/Burke	30	26	1-10	6-7	7,184
2.	Oct. 13	Bridgeport	3-6 L	0-2-0-0	T-6	Colliton	Valiquette/Dubielewicz	33	33	1-9	7-9	3,047
3.	Oct. 14	@ Lowell	2-3 L	0-3-0-0	7	Papineau	Montoya/Doyle	34	25	1-6	5-6	1,930
4.	Oct. 20	@ Bridgeport	2-1* (SO) W	1-3-0-0	T-5		Valiquette/Dubielewicz	32	22	1-12	10-10	5,091
5.	Oct. 21	Portland	0-1 L	1-4-0-0	T-6	Parenteau	Montoya/Leighton	24	32	0-5	5-5	3,536
6.	Oct. 27	@ Norfolk	1-3 L	1-5-0-0	7	Brouwer	Valiquette/Crawford	22	27	0-6	6-6	3,263
7.	Oct. 28	@ Norfolk	1-3 L	1-6-0-0	7	MacDonald	Montoya/Crawford	32	22	0-10	5-6	3,483
8.	Nov. 1	Portland	4-3 W	2-6-0-0	7	Callahan	Valiquette/Leighton	28	34	2-4	4-5	2,425
9.	Nov. 3	Providence	2-3 L	2-7-0-0	7	Glenn	Montoya/Finley	29	26	1-3	1-1	3,428
10.	Nov. 4	Norfolk	3-4* OTL	2-7-1-0	7	Bochenski	Valiquette/Ayers-Crawford	30	30	1-5	5-6	6,325
11.	Nov. 5	@ Bridgeport	2-1 W	3-7-1-0	7	Moore	Montoya/Thompson	26	32	0-3	5-5	5,013
12.	Nov. 8	Wilkes-Barre/Scr.	0-4 L	3-8-1-0	7	Christensen	Montoya/Penner	31	36	0-9	10-12	2,475
13.	Nov. 11	San Antonio	9-3 W	4-8-1-0	7	Callahan	Valiquette/Morrison-Sauve	42	23	5-13	2-3	4,194
14.	Nov. 12	Lowell	1-4 L	4-9-1-0	7	Harant	Valiquette-Montoya/Parise	35	20	0-3	3-4	2,582
15.	Nov. 18	@ San Antonio	1-3 L	4-10-1-0	7	Lehoux	Montoya/Tordjman	27	30	1-8	5-6	4,900
16.	Nov. 19	@ Houston	4-3 W	5-10-1-0	7	Helminen	Montoya-Valiquette/Harding	31	25	0-5	2-4	4,259
17.	Nov. 22	Worcester	4-5 L	5-11-1-0	7	Iggulden	Montoya-Valiquette/Patzold	47	31	4-10	5-7	3,346
18.	Nov. 24	@ Providence	3-2 W	6-11-1-0	7	Immonen	Valiquette/Toivonen	21	35	2-3	6-6	6,482
19.	Nov. 25	Bridgeport	3-2* W	7-11-1-0	7	Weller	Valiquette/Dubielewicz	33	23	0-7	5-5	5,164
20.	Nov. 26	@ Worcester	6-5* W	8-11-1-0	7	Immonen	Montoya/Patzold	22	32	3-8	4-5	3,621
21.	Dec. 2	Manchester	3-0 W	9-11-1-0	7	Isbister	Valiquette/LaBarbera	32	26	0-3	6-6	4,422
22.	Dec. 8	@ Worcester	3-1 W	10-11-1-0	7	Korpikoski	Valiquette/Greiss	27	19	0-6	7-7	3,422
23.	Dec. 9	Lowell	4-6 L	10-12-1-0	7	Pelley	Montoya/Doyle	30	25	2-7	4-6	4,249
24.	Dec. 13	Philadelphia	3-2 W	11-12-1-0	7	Callahan	Valiquette/Munroe-Beauchemin	44	25	0-6	4-4	3,216
25.	Dec. 15	Worcester	4-5* OTL	11-12-2-0	7	Stafford	Valiquette-Montoya/Greiss	23	37	2-4	3-6	3,279
26.	Dec. 16	Portland	1-0* (SO) W	12-12-2-0	7		Valiquette/Grumet-Morris	30	34	0-6	6-6	3,688
27.	Dec. 17	@ Manchester	1-2 L	12-13-2-0	7	O'Sullivan	Valiquette/LaBarbera	30	25	1-5	1-3	6,002
28.	Dec. 22	Springfield	2-1 W	13-13-2-0	7	Ortmeier	Montoya/Ramo	33	31	0-3	7-8	3,554
29.	Dec. 23	Providence	1-3 L	13-14-2-0	7	Trvelyan	Valiquette/Sigale-Sauve	28	22	1-7	2-4	3,930
30.	Dec. 26	@ Worcester	2-0 W	14-14-2-0	7	Dubinsky	Montoya/Schaefer	30	20	1-5	5-5	4,090
31.	Dec. 27	@ Springfield	1-3 L	14-15-2-0	7	Milley	Valiquette/Ramo	44	24	1-5	6-8	4,012
32.	Dec. 29	@ Bridgeport	3-2 W	15-15-2-0	T-6	Dawes	Montoya/Mole	33	22	0-3	4-4	5,025
33.	Dec. 30	Manchester	2-5 L	15-16-2-0	7	Jackman	Valiquette/Fukufuji	23	17	2-6	3-5	6,491
34.	Dec. 31	@ Portland	2-0 W	16-16-2-0	T-6	Isbister	Montoya/Grumet-Morris	38	28	0-5	4-4	7,005
35.	Jan. 3	Providence	4-1 W	17-16-2-0	T-5	Byers	Montoya/Toivonen	31	29	1-2	5-5	2,524
36.	Jan. 5	Manchester	2-3* OTL	17-16-3-0	T-5	Tukonen	Montoya/LaBarbera	61	23	1-5	3-4	4,384
37.	Jan. 6	@ Springfield	6-3 W	18-16-3-0	4	Dawes	Valiquette/Boutin	35	16	2-6	6-8	4,226
38.	Jan. 7	Worcester	2-1 W	19-16-3-0	T-3	Lee	Valiquette/Greiss	23	36	0-6	7-7	3,679
39.	Jan. 10	@ Albany	4-3* (SO) W	20-16-3-0	T-2		Montoya/Weiman	42	27	0-3	6-7	2,997
40.	Jan. 13	@ Portland	2-1* (SO) W	21-16-3-0	2		Montoya/Grumet-Morris	39	31	0-2	4-5	6,096
41.	Jan. 14	@ Manchester	4-1 W	22-16-3-0	2	Girardi	Valiquette/LaBarbera	28	31	3-7	6-6	9,273
42.	Jan. 17	Providence	2-3 L	22-17-3-0	2	Kalus	Valiquette/Sigale	30	15	0-4	7-7	3,139
43.	Jan. 19	@ Portland	5-4 W	23-17-3-0	2	Immonen	Montoya/Wall	26	25	2-5	5-5	4,353
44.	Jan. 20	@ Lowell	3-2 W	24-17-3-0	2	Lessard	Valiquette/Parise	31	24	1-4	3-4	4,388
45.	Jan. 21	Springfield	2-1 W	25-17-3-0	2	Baranka	Valiquette/Ramo	55	22	1-7	2-3	4,489
46.	Jan. 26	Bridgeport	4-2 W	26-17-3-0	2	Byers	Montoya/Dubielewicz	41	31	2-7	8-9	5,519
47.	Jan. 27	Houston	4-3* W	27-17-3-0	2	Callahan	Valiquette/Kopriva	28	45	1-5	4-5	9,132
48.	Feb. 2	Hershey	1-2 L	27-18-3-0	2	Fleischmann	Montoya/Cassivi	38	33	0-6	5-5	4,907
49.	Feb. 7	@ Providence	2-4 L	27-19-3-0	3	Krejci	Valiquette/Sigale	41	22	0-5	6-8	4,968
50.	Feb. 9	@ Springfield	2-1 W	28-19-3-0	3	Byers	Valiquette/Ramo	41	24	0-3	2-2	3,285
51.	Feb. 10	@ Springfield	2-5 L	28-20-3-0	3	Wanvig	Valiquette/Coleman	38	18	1-7	5-7	5,007
52.	Feb. 16	Worcester	3-0 W	29-20-3-0	3	Isbister	Montoya/Patzold	35	15	1-4	4-4	4,897
53.	Feb. 17	Providence	3-2 W	30-20-3-0	3	Isbister	Montoya/Sauve	26	33	0-5	5-5	8,244
54.	Feb. 18	@ Providence	4-1 W	31-20-3-0	2	Degon	Westlund/Sigale	39	27	0-2	1-1	9,196
55.	Feb. 23	@ Lowell	6-1 W	32-20-3-0	2	Dubinsky	Montoya/Parise	49	21	1-5	4-5	2,284
56.	Feb. 24	Norfolk	5-1 W	33-20-3-0	2	Korpikoski	Montoya-Westlund/Crawford-Brodeur	36	28	2-4	7-7	5,653
57.	Feb. 25	@ Bridgeport	5-1 W	34-20-3-0	2	Isbister	Montoya/Dubielewicz	37	23	2-7	3-4	7,241
58.	Feb. 28	Lowell	1-2 L	34-21-3-0	2	Murphy	Montoya/Parise	22	29	0-2	5-5	2,483
59.	Mar. 3	@ Philadelphia	3-2* (SO) W	35-21-3-0	3		Montoya/Munroe	42	20	1-7	6-7	9,664
60.	Mar. 4	@ Hershey	3-2* W	36-21-3-0	2	Richter	Montoya/Daigneault	31	23	2-7	8-10	7,945
61.	Mar. 7	@ Manchester	1-4 L	36-22-3-0	2	Roussin	Montoya-Westlund/LaBarbera	42	26	0-6	4-5	6,712
62.	Mar. 9	@ Worcester	1-4 L	36-23-3-0	3	Traverse	Westlund/Greiss	32	32	1-5	4-7	3,561
63.	Mar. 10	Lowell	3-2* (SO) W	37-23-3-0	2		Montoya/Parise	35	33	0-1	2-3	7,946
64.	Mar. 11	Springfield	5-0 W	38-23-3-0	2	Immonen	Montoya/Boutin	36	14	0-8	7-7	4,852
65.	Mar. 16	@ Providence	3-2 W	39-23-3-0	2	Dawes	Montoya/Toivonen	34	29	1-7	5-5	6,004
66.	Mar. 17	@ Springfield	2-5 L	39-24-3-0	2	Baby	Montoya-Holt/Boutin	31	29	1-7	7-8	4,192
67.	Mar. 18	@ Lowell	0-2 L	39-25-3-0	2	Minard	Holt/Parise	36	25	0-5	4-5	4,844
68.	Mar. 23	Worcester	2-5 L	39-26-3-0	3	Cavanagh	Montoya-Holt/Greiss	40	18	0-6	2-3	5,689
69.	Mar. 24	@ Wilkes-Barre/Scr.	4-3 W	40-26-3-0	2	Helminen	Holt/Schaefer	23	28	1-3	6-6	8,240
70.	Mar. 25	@ Providence	1-0 W	41-26-3-0	2	Bourret	Montoya/Toivonen	26	36	0-3	3-3	5,908
71.	Mar. 28	Bridgeport	7-2 W	42-26-3-0	2	Potter	Montoya-Holt/Dubielewicz-Thompson	43	25	3-7	4-5	3,650
72.	Mar. 30	@ Bridgeport	5-2 W	43-26-3-0	2	Dawes	Holt/Thompson	43	30	3-5	4-5	5,115
73.	Mar. 31	Manchester	5-4 W	44-26-3-0	2	Byers	Montoya/Brust-LaBarbera	46	28	2-9	5-6	7,846
74.	Apr. 1	@ Manchester	2-4 L	44-27-3-0	2	Jackman	Montoya/LaBarbera	35	33	1-8	4-6	8,817
75.	Apr. 4	Portland	7-4 W	45-27-3-0	2	Dubinsky	Montoya/McKee	32	25	0-3	5-5	3,031
76.	Apr. 6	@ Worcester	1-4 L	45-28-3-0	2	Stevenson	Montoya-Westlund/Greiss	52	30	0-6	3-3	5,107
77.	Apr. 7	Springfield	3-4* SOL	45-28-3-1	2		Westlund/Boutin	49	31	0-7	7-10	4,928
78.	Apr. 8	Albany	5-1 W	46-28-3-1	2	Immonen	Montoya/Weiman-Peters	39	29	1-4	4-4	3,090
79.	Apr. 13	Bridgeport	3-0 W	47-28-3-1	2	Liffiton	Montoya/Mole	36	20	1-8	6-6	8,899
80.	Apr. 15	@ Portland	2-5 L	47-29-3-1	2	Christie	Montoya-Westlund/Coleman	30	31	1-8	5-6	5,753

* - Overtime

- Sellout

ALL-TIME WOLF PACK/WHALE TEAM GAME-BY-GAME (cont.)

2005-06:

#	Date	Opponent	Result		Record	Division Standings	GW Goal	Goaltenders	SF	SA	PP	PK	Att.
1	Oct. 8	Manchester	4-3	W	1-0-0-0	T-1	Immonen	Montoya/Hauser	37	25	3-9	6-7	7,823
2	Oct. 14	Springfield	1-2	L	1-1-0-0	T-2	Jaspers	Holt/Eklund	39	25	0-6	5-5	3,491
3	Oct. 15	Lowell	2-3	L	1-2-0-0	T-3	Ladd	Bruckler/Kolesnik	36	29	1-6	4-5	4,147
4	Oct. 21	@ Springfield	3-4*	OTL	1-2-1-0	T-5	Campbell	Montoya/Eklund	33	33	1-8	10-12	3,367
5	Oct. 22	@ Hershey	6-5	W	2-2-1-0	T-4	Hollweg	Holt/Ouellet-Cassivi	24	46	0-7	10-12	6,116
6	Oct. 28	@ Providence	3-2	W	3-2-1-0	T-3	Wiseman	Montoya/Thomas	29	26	1-8	9-9	6,463
7	Oct. 29	Bridgeport	3-2	W	4-2-1-0	3	Hollweg	Montoya/Dubielewicz	28	53	0-5	7-7	4,664
8	Oct. 30	@ Manchester	3-4*	SOL	4-2-1-1	T-2		Holt/Brust	42	39	2-5	6-6	6,583
9	Nov. 4	@ Albany	2-1	W	5-2-1-1	T-2	Helminen	Montoya/Doyle	30	47	0-2	8-8	3,333
10	Nov. 5	Providence	4-3	W	6-2-1-1	T-1	Giroux	Montoya/Thomas	38	26	0-6	4-6	7,330
11	Nov. 6	@ Springfield	5-3	W	7-2-1-1	T-1	Genoway	Holt/Coleman	29	32	1-7	6-7	3,265
12	Nov. 9	Portland	4-7	L	7-3-1-1	2	Shannon	Holt-Bruckler/Wall	30	34	1-5	6-7	2,509
13	Nov. 11	@ Binghamton	5-6	L	7-4-1-1	2	Hamel	Holt/Thompson	34	39	2-5	5-8	4,463
14	Nov. 12	@ Lowell	4-5*	SOL	7-4-1-2	T-2		Bruckler/Kolesnik	33	34	0-6	7-7	4,109
15	Nov. 13	Wilkes-Barre/Scr.	4-5	L	7-5-1-2	T-2	Ouellet	Bruckler/Sabourin	35	26	1-7	4-6	3,739
16	Nov. 18	Bridgeport	6-4	W	8-5-1-2	T-2	Giroux	Holt-Bruckler/Madden	38	30	2-8	5-8	4,594
17	Nov. 20	@ Portland	3-5	L	8-6-1-2	T-4	Penner	Bruckler/Marsters	44	34	1-6	3-8	2,920
18	Nov. 23	Albany	7-2	W	9-6-1-2	T-3	Pöck	Gherson/Ahonen	33	50	3-8	6-7	3,173
19	Nov. 25	@ Manchester	1-2*	SOL	9-6-1-3	4		Gherson/Hauser	31	27	0-6	6-7	8,678
20	Nov. 26	Providence	2-1	W	10-6-1-3	3	Falardeau	Gherson/Thomas	31	29	0-3	6-6	7,016
21	Dec. 2	@ Manchester	1-2*	OTL	10-6-2-3	T-3	Petiot	Gherson/Hauser	33	34	0-4	7-7	6,914
22	Dec. 3	@ Portland	5-4*	W	11-6-2-3	T-3	Pöck	Gherson/Naumenko	25	33	1-5	5-6	4,755
23	Dec. 4	@ Bridgeport	5-3	W	12-6-2-3	3	Grenier	Gherson/Dubielewicz	33	26	2-5	4-5	5,242
24	Dec. 9	@ Springfield	4-3*	(SO) W	13-6-2-3	3		Conklin/Coleman	39	37	2-6	6-7	3,290
25	Dec. 10	Philadelphia	2-3*	SOL	13-6-2-4	T-3		Conklin/Storr	26	37	1-5	3-3	4,664
26	Dec. 14	Manchester	4-1	W	14-6-2-4	3	Helminen	Montoya/Hauser	28	30	0-7	5-5	3,459
27	Dec. 16	@ Providence	2-3*	SOL	14-6-2-5	3		Gherson/Thomas	36	32	2-7	4-5	6,037
28	Dec. 17	Bridgeport	6-2	W	15-6-2-5	3	Weller	Montoya/Dubielewicz-Cloutier	55	21	3-4	3-4	5,832
29	Dec. 18	@ Lowell	3-1	W	16-6-2-5	3	Immonen	Gherson/Ward	34	23	0-7	5-5	3,227
30	Dec. 23	@ Bridgeport	3-2*	(SO) W	17-6-2-5	3		Montoya/Dubielewicz	47	24	1-5	5-5	2,791
31	Dec. 28	@ Wilkes-Barre/Scr.	0-5	L	17-7-2-5	3	Carcillo	Montoya/Caron	26	19	0-8	7-7	8,342
32	Dec. 30	@ Syracuse	3-4	L	17-8-2-5	3	Motzko	Gherson/Penner	44	23	3-9	7-9	5,611
33	Dec. 31	Providence	1-3	L	17-9-2-5	3	Pelletier	Montoya/Thomas	50	22	0-5	1-3	4,134
34	Jan. 4	Syracuse	6-4	W	18-9-2-5	3	Immonen	Montoya/Penner-Prusek	27	26	1-5	4-7	2,652
35	Jan. 6	Portland	5-2	W	19-9-2-5	3	Genoway	Montoya/Marsters	35	36	2-8	3-4	12,206
36	Jan. 7	@ Manchester	5-1	W	20-9-2-5	2	Baranka	Montoya/Hauser	38	18	2-7	5-6	9,002
37	Jan. 8	@ Portland	3-5	L	20-10-2-5	3	Glencross	Gherson/Kochan	56	29	2-7	5-5	3,836
38	Jan. 11	@ Bridgeport	4-3*	(SO) W	21-10-2-5	T-2		Montoya/Rudkowsky	45	32	0-6	7-10	3,292
39	Jan. 13	Hershey	4-0	W	22-10-2-5	2	Giroux	Montoya/Cassivi	38	31	3-12	9-9	4,586
40	Jan. 14	Portland	4-5	L	22-11-2-5	T-2	Peters	Montoya-Gherson/Marsters	35	28	0-9	5-7	7,951
41	Jan. 18	Manchester	3-6	L	22-12-2-5	3	Clarke	Montoya-Gherson/Brust	32	23	1-6	4-5	2,493
42	Jan. 20	@ Providence	1-2	L	22-13-2-5	3	Robinson	Montoya/Sigalet	24	22	0-5	8-8	9,630
43	Jan. 21	Providence	6-2	W	23-13-2-5	3	Jessiman	Montoya/Sigalet-Fields	32	29	3-8	8-9	6,420
44	Jan. 22	Lowell	2-3	L	23-14-2-5	3	Nordgren	Gherson/Kolesnik	44	29	1-11	8-9	3,654
45	Jan. 25	Springfield	6-3	W	24-14-2-5	3	Pöck	Montoya-Gherson/Eklund	36	22	2-6	5-5	2,690
46	Jan. 27	@ Lowell	2-8	L	24-15-2-5	3	Nordgren	Gherson-Montoya/Kolesnik	39	29	0-3	5-5	3,607
47	Jan. 28	Lowell	4-2	W	25-15-2-5	3	Wiseman	Montoya/Kolesnik	32	24	0-6	2-3	5,927
48	Jan. 29	Albany	5-4	W	26-15-2-5	T-2	Genoway	Montoya/Clemmenssen	33	32	2-5	5-7	4,054
49	Feb. 4	@ Portland	6-0	W	27-15-2-5	3	Immonen	Montoya/Kochan	36	34	2-9	6-6	6,716
50	Feb. 10	San Antonio	1-2*	SOL	27-15-2-6	3		Montoya/Goehring	50	21	0-8	4-4	4,472
51	Feb. 11	Houston	4-3	W	28-15-2-6	3	Pöck	Montoya-Gherson/Kopriva	34	37	1-6	6-9	6,776
52	Feb. 17	@ Albany	3-1	W	29-15-2-6	3	Wiseman	Gherson/Doyle	27	30	3-8	7-7	3,676
53	Feb. 18	Providence	4-0	W	30-15-2-6	3	Wiseman	Gherson/Eklund	37	18	0-5	4-4	6,588
54	Feb. 19	@ Portland	4-3	W	31-15-2-6	3	Genoway	Gherson/Kochan	28	39	3-4	3-5	6,774
55	Feb. 22	@ Bridgeport	1-5	L	31-16-2-6	3	Bergenheim	Gherson-Holt/Dubielewicz	41	26	0-3	3-5	3,814
56	Feb. 24	Springfield	4-3	W	32-16-2-6	T-2	Helminen	Gherson/Coleman	58	31	1-8	9-10	5,221
57	Feb. 25	Albany	5-4	W	33-16-2-6	T-2	Girardi	Montoya/Naumenko	43	31	3-11	5-9	5,363
58	Feb. 26	@ Lowell	6-5*	W	34-16-2-6	2	Pöck	Gherson/Kolesnik	46	26	4-9	8-11	4,971
59	Mar. 1	Norfolk	7-6*	W	35-16-2-6	2	Wiseman	Montoya-Gherson/Crawford	46	32	3-6	3-4	2,713
60	Mar. 3	@ San Antonio	4-2	W	36-16-2-6	2	Rullier	Gherson-Goehring	46	23	2-9	5-6	5,342
61	Mar. 4	@ Houston	5-1	W	37-16-2-6	T-1	Girardi	Montoya/Harding	33	24	0-7	4-5	9,585
62	Mar. 8	Portland	1-5	L	37-17-2-6	2	Peters	Gherson/Hurme	37	24	0-7	6-8	2,892
63	Mar. 10	@ Springfield	1-2	L	37-18-2-6	2	Kvapil	Gherson/Coleman	30	24	0-4	5-6	4,469
64	Mar. 11	Binghamton	1-3	L	37-19-2-6	2	Heerema	Gherson/Guard	39	31	1-7	2-4	8,847
65	Mar. 15	@ Philadelphia	8-2	W	38-19-2-6	2	Smyth	Gherson/Storr-Houle	26	25	4-5	3-4	5,330
66	Mar. 17	@ Norfolk	2-3	L	38-20-2-6	2	Morgan	Gherson/Munro	36	34	2-8	5-7	4,243
67	Mar. 18	@ Norfolk	5-4	W	39-20-2-6	2	Giroux	Montoya-Gherson/Crawford	39	23	2-6	3-4	4,740
68	Mar. 22	Manchester	3-1	W	40-20-2-6	2	Helminen	Montoya/Brust	25	34	2-7	8-9	3,191
69	Mar. 24	Springfield	6-1	W	41-20-2-6	2	Weller	Gherson/Boutin	37	29	0-1	5-5	4,918
70	Mar. 25	Bridgeport	3-6	L	41-21-2-6	2	Masse	Montoya-Gherson/Dubielewicz	45	28	1-2	1-3	5,592
71	Mar. 26	@ Providence	3-2*	(SO) W	42-21-2-6	2		Gherson/Gustafson	29	33	1-3	8-8	6,191
72	Mar. 31	@ Springfield	9-3	W	43-21-2-6	2	Helminen	Gherson-Montoya/Boutin-Coleman	36	14	2-6	4-5	5,014
73	Apr. 1	Springfield	5-3	W	44-21-2-6	2	Dawes	Montoya/Coleman	46	24	1-7	8-9	4,870
74	Apr. 2	Norfolk	2-3	L	44-22-2-6	2	Barrett	Montoya/Crawford	34	28	1-2	2-2	4,293
75	Apr. 7	Portland	3-5	L	44-23-2-6	2	Bittner	Montoya/Hurme	31	34	1-3	3-3	4,681
76	Apr. 8	@ Bridgeport	1-2	L	44-24-2-6	2	Tsimikalis	Montoya/Dubielewicz	31	16	0-4	4-4	7,679
77	Apr. 9	Lowell	3-2*	W	45-24-2-6	2	Degon	Holt/Weiman	36	25	2-7	3-4	4,581
78	Apr. 12	@ Albany	3-2	W	46-24-2-6	2	Helminen	Montoya/Ahonen	37	33	0-7	6-7	3,362
79	Apr. 14	@ Providence	3-1	W	47-24-2-6	2	Liffiton	Montoya/Gustafson	20	26	0-7	6-7	7,594
80	Apr. 15	Bridgeport	5-1	W	48-24-2-6	2	Moore	Gherson/Dubielewicz-Cloutier	43	19	0-5	9-10	7,574

* - Overtime

- Sellout

ALL-TIME WOLF PACK/WHALE TEAM GAME-BY-GAME (cont.)

2004-05:

#	Date	Opponent	Result	Record	Division		GW Goal	Goaltenders	SF	SA	PP	PK	Att.	
					Standings									
1	Oct. 16	Philadelphia	2-1	W	1-0-0-0		T-2	Giroux	LaBarbera/Niittymaki	28	22	1-5	6-7	9,204
2	Oct. 22	Worcester	2-1	W	2-0-0-0		5	Wiseman	LaBarbera/Sanford	33	37	0-5	6-6	3,332
3	Oct. 23	@ Bridgeport	3-2	W	3-0-0-0		4	Hamilton	Valiquette/Dubielewicz	28	28	1-4	5-6	5,169
4	Oct. 24	Springfield	3-1	W	4-0-0-0		T-1	Lampman	LaBarbera/Storr	50	24	0-5	6-7	2,733
5	Oct. 29	@ Lowell	3-1	W	5-0-0-0		T-1	Moore	Valiquette/Krahn	23	31	0-3	8-8	3,342
6	Oct. 30	@ Portland	4-1	W	6-0-0-0		T-1	Hollweg	LaBarbera/Ouellet-Eddy	32	22	1-4	5-6	2,943
7	Nov. 1	Houston	1-0*	(SO) W	7-0-0-0		T-1		LaBarbera/Harding	28	35	0-4	6-6	2,590
8	Nov. 6	Bridgeport	2-1	W	8-0-0-0		T-1	Weller	LaBarbera/Dubielewicz	34	31	0-3	2-2	5,528
9	Nov. 7	Springfield	4-1	W	9-0-0-0		1	Weller	Valiquette/Eklund	38	18	2-5	3-3	2,861
10	Nov. 10	Hershey	1-4	L	9-1-0-0		1	Bala	LaBarbera-Valiquette/Budaj	29	22	0-3	4-4	3,077
11	Nov. 12	Worcester	2-4	L	9-2-0-0		T-1	DiSalvatore	LaBarbera/Sanford	36	27	1-6	7-8	3,337
12	Nov. 13	Providence	3-2	W	10-2-0-0		T-1	Nycholat	Valiquette/Toivonen	50	31	1-4	3-4	9,507
13	Nov. 14	@ Providence	0-1	L	10-3-0-0		2	Hilbert	Valiquette/Toivonen	37	26	0-4	2-2	5,889
14	Nov. 19	@ Portland	2-3*	OTL	10-3-1-0		2	Klepis	LaBarbera/Ouellet	32	25	0-4	4-5	2,872
15	Nov. 20	@ Springfield	2-3*	SOL	10-3-1-1		2		LaBarbera/Storr	36	31	1-5	6-7	4,133
16	Nov. 24	@ Wilkes-Barre/Scr.	1-3	L	10-4-1-1		2	Armstrong	LaBarbera/Fleury	23	29	0-4	5-5	8,093
17	Nov. 26	@ Bridgeport	1-3	L	10-5-1-1		2	Mapletoft	Valiquette/Dubielewicz	24	28	1-4	5-5	7,394
18	Nov. 27	Wilkes-Barre/Scr.	4-2	W	11-5-1-1		2	Betts	LaBarbera/Chiodo	35	35	2-3	3-3	5,151
19	Nov. 28	Providence	6-0	W	12-5-1-1		2	Betts	LaBarbera/Toivonen-Allen	39	22	1-7	5-5	3,064
20	Dec. 3	Lowell	0-1*	SOL	12-5-1-2		2		Valiquette/Krahn	30	41	0-2	6-6	3,603
21	Dec. 4	@ Worcester	6-0	W	13-5-1-2		2	Hamilton	LaBarbera/Sanford-Bacashihua	28	15	2-6	6-6	4,237
22	Dec. 5	@ Manchester	4-3*	W	14-5-1-2		2	Hamilton	LaBarbera/Garon	26	30	0-4	4-5	8,221
23	Dec. 8	Springfield	2-0	W	15-5-1-2		2	Wiseman	LaBarbera/Storr	27	28	1-6	6-6	2,424
24	Dec. 10	@ Providence	2-3	L	15-6-1-2		2	Filipowicz	Valiquette/Toivonen	28	33	1-4	4-5	7,592
25	Dec. 11	Manchester	3-2	W	16-6-1-2		2	Gernander	LaBarbera/Hauser	35	23	1-10	8-10	3,804
26	Dec. 12	Worcester	2-1*	(SO) W	17-6-1-2		2		LaBarbera/Sanford	24	32	0-2	5-5	3,618
27	Dec. 15	Providence	2-3	L	17-7-1-2		2	LaCouture	Valiquette/Toivonen	28	28	2-5	5-5	2,592
28	Dec. 17	Portland	4-1	W	18-7-1-2		2	Moore	LaBarbera/Eddy	30	19	2-10	5-5	3,430
29	Dec. 18	Providence	3-2*	(SO) W	19-7-1-2		2		Valiquette/Toivonen	26	28	1-3	5-5	7,382
30	Dec. 19	@ Portland	3-2*	(SO) W	20-7-1-2		2		LaBarbera/Ouellet	39	39	0-5	6-8	3,446
31	Dec. 26	@ Bridgeport	3-2	W	21-7-1-2		2	Moore	Valiquette/Dubielewicz	24	22	1-3	4-4	6,224
32	Dec. 27	@ Providence	3-2*	(SO) W	22-7-1-2		2		LaBarbera/Toivonen	22	33	0-3	2-3	6,644
33	Dec. 28	@ Worcester	3-4	L	22-8-1-2		2	Evans	LaBarbera-Valiquette/Bacashihua	27	18	1-7	4-6	4,513
34	Dec. 31	Utah	2-1	W	23-8-1-2		2	Wiseman	LaBarbera/Pelletier	27	24	0-1	3-3	4,875
35	Jan. 1	Utah	5-2	W	24-8-1-2		2	Nycholat	Valiquette/Pelletier	32	22	2-3	3-3	6,244
36	Jan. 7	Portland	7-2	W	25-8-1-2		2	Hamilton	LaBarbera/Eddy	37	25	3-11	3-3	5,211
37	Jan. 8	@ Springfield	3-4	L	25-9-1-2		2	Craig	Valiquette/Storr	21	26	1-2	4-6	3,612
38	Jan. 9	@ Manchester	3-2*	W	26-9-1-2		2	Giroux	LaBarbera/Garon	31	21	1-5	3-4	9,916
39	Jan. 12	Bridgeport	3-2*	(SO) W	27-9-1-2		1		LaBarbera/Dubielewicz	45	24	2-7	7-8	3,119
40	Jan. 14	@ Albany	1-5	L	27-10-1-2		2	Murphy	LaBarbera-Valiquette/Ahonen	37	35	1-6	10-12	4,014
41	Jan. 15	Bridgeport	4-0	W	28-10-1-2		2	Weller	Valiquette/Dubielewicz-Kochan	20	33	2-8	9-9	#9,801
42	Jan. 19	Springfield	5-0	W	29-10-1-2		2	Lundmark	Valiquette/Eklund	46	21	2-4	7-7	3,054
43	Jan. 21	@ Worcester	1-4	L	29-11-1-2		2	McClement	LaBarbera/Bacashihua	29	25	1-5	5-6	5,619
44	Jan. 22	Lowell	6-4	W	30-11-1-2		2	Ortmeier	LaBarbera-Valiquette/Krahn	41	33	1-6	5-6	4,002
45	Jan. 26	@ Norfolk	1-0*	(SO) W	31-11-1-2		2		Valiquette/Leighton	19	22	0-3	4-4	2,838
46	Jan. 28	@ Philadelphia	1-5	L	31-12-1-2		2	Jones	Valiquette/Niittymaki	29	24	0-7	5-5	10,921
47	Jan. 29	@ Hershey	6-1	W	32-12-1-2		2	Hollweg	LaBarbera-Budaj-Lawson	37	30	0-2	3-3	8,063
48	Jan. 30	@ Bridgeport	4-6	L	32-13-1-2		2	J. Campbell	LaBarbera-Valiquette/Dubielewicz	30	23	2-8	5-8	8,475
49	Feb. 2	@ Manchester	2-5	L	32-14-1-2		2	Parros	Valiquette-LaBarbera/Garon	40	22	2-4	5-8	6,843
50	Feb. 4	@ Providence	0-3	L	32-15-1-2		2	Boyes	LaBarbera/Toivonen	24	24	0-3	8-10	7,871
51	Feb. 6	@ Lowell	0-3	L	32-16-1-2		2	Zigomanis	LaBarbera/Ward	37	39	0-9	7-9	4,801
52	Feb. 12	Portland	3-2	W	33-16-1-2		2	Hamilton	Valiquette/Daubenspeck	40	25	1-7	8-9	#9,801
53	Feb. 18	Worcester	4-1	W	34-16-1-2		2	Balej	LaBarbera/Sanford-Bacashihua	22	31	0-8	7-8	5,598
54	Feb. 19	@ Springfield	4-0	W	35-16-1-2		2	Hamilton	Valiquette/Pelletier	26	19	2-6	7-7	5,643
55	Feb. 20	Norfolk	0-2	L	35-17-1-2		2	Bourque	LaBarbera/Leighton	28	29	0-8	5-5	5,958
56	Feb. 23	San Antonio	3-1	W	36-17-1-2		2	Hamilton	LaBarbera/Scott	33	23	0-3	3-3	3,744
57	Feb. 25	Bridgeport	1-2*	OTL	36-17-2-2		2	Campoli	LaBarbera/Kochan	28	20	1-5	5-6	5,939
58	Feb. 26	Manchester	1-4	L	36-18-2-2		2	Kostopoulos	Valiquette-LaBarbera/Garon	31	40	0-7	6-7	7,928
59	Mar. 2	Manchester	4-2	W	37-18-2-2		2	Lundmark	LaBarbera/Garon	39	29	1-6	5-5	4,156
60	Mar. 4	@ Houston	1-3	L	37-19-2-2		2	Law	LaBarbera/Harding	31	24	1-3	4-4	5,534
61	Mar. 5	@ San Antonio	2-0	W	38-19-2-2		T-1	Balej	LaBarbera/Scott	34	29	0-1	0-0	6,198
62	Mar. 7	@ Utah	3-2*	W	39-19-2-2		T-1	Hamilton	Valiquette/LeNeveu	33	26	2-6	5-5	3,402
63	Mar. 9	@ Utah	3-0	W	40-19-2-2		T-1	Balej	Valiquette/LeNeveu	25	26	0-5	11-11	3,241
64	Mar. 11	Bridgeport	2-1	W	41-19-2-2		1	Hamilton	LaBarbera/Kochan	28	22	0-4	3-4	5,601
65	Mar. 12	Lowell	1-3	L	41-20-2-2		T-1	Zigomanis	LaBarbera/Ward	29	36	1-6	3-5	#9,801
66	Mar. 13	@ Portland	0-2	L	41-21-2-2		2	Laich	LaBarbera/Daubenspeck	28	37	0-3	4-4	4,276
67	Mar. 18	@ Manchester	1-2*	SOL	41-21-2-3		2		LaBarbera/Garon	32	43	1-4	6-6	9,183
68	Mar. 19	@ Lowell	3-2	W	42-21-2-3		2	Gernander	Valiquette/Ward	31	29	1-6	6-7	5,220
69	Mar. 23	Lowell	1-0	W	43-21-2-3		2	Hamilton	Valiquette/Ward	27	33	0-5	5-5	3,357
70	Mar. 26	@ Bridgeport	2-3*	OTL	43-21-3-3		2	Gervais	Valiquette/Dubielewicz	31	25	0-5	4-5	7,305
71	Apr. 1	@ Springfield	1-0*	W	44-21-3-3		2	Giroux	LaBarbera/Pelletier	24	21	0-1	6-6	4,491
72	Apr. 2	Portland	3-2*	W	45-21-3-3		2	Weller	LaBarbera-Daigneault-Daubenspeck	30	30	1-9	6-6	5,547
73	Apr. 3	@ Lowell	5-1	W	46-21-3-3		2	Murray	Valiquette/Ward-Kochan	33	25	0-6	9-9	3,232
74	Apr. 6	@ Worcester	3-2	W	47-21-3-3		2	Hollweg	LaBarbera/Sanford	24	43	1-6	5-6	2,531
75	Apr. 9	Providence	4-1	W	48-21-3-3		2	Lundmark	LaBarbera/Toivonen-Madden	30	32	0-5	6-6	7,817
76	Apr. 10	@ Providence	1-2	L	48-22-3-3		2	LaCouture	LaBarbera/Toivonen	26	23	0-3	5-6	7,428
77	Apr. 13	Manchester	1-5	L	48-23-3-3		2	Kinasevich	LaBarbera-Valiquette/Garon	27	30	0-7	7-9	3,574
78	Apr. 15	Albany	4-2	W	49-23-3-3		2	Bouchard	Valiquette/Clemmensen	39	32	1-5	4-6	5,296
79	Apr. 16	@ Springfield	4-1	W	50-23-3-3		2	Pöck	LaBarbera/Eklund	32	26	1-9	8-8	4,581
80	Apr. 17	Springfield	1-3	L	50-24-3-3		2	Alexeev	Valiquette/Eklund	45	35	0-3	1-1	8,222

* - Overtime

- Sellout

ALL-TIME WOLF PACK/WHALE TEAM GAME-BY-GAME (cont.)

2003-04:

#	Date	Opponent	Result	Record	Division	GW/GT	Goaltenders	SF	SA	PP	PK	Att.
					Standings	Goal						
1	Oct. 10	Bridgeport	3-3 T	0-0-1-0		4	Hamilton	30	34	0/5	5/6	6,906
2	Oct. 11	Portland	3-1 W	1-0-1-0		3	Ulmer	37	24	1/5	6/6	3,712
3	Oct. 17	@ Portland	4-1 W	2-0-1-0	T-2		Healey	26	22	0/2	7/7	2,992
4	Oct. 18	@ Lowell	1-2* OTL	2-0-1-1		3	Malec	24	22	0/2	4/4	2,515
5	Oct. 24	@ Bridgeport	3-2* W	3-0-1-1	T-1		Moore	26	22	1/5	7/9	5,519
6	Oct. 25	Manchester	2-0 W	4-0-1-1		1	Gernander	33	18	0/4	5/5	4,271
7	Oct. 26	Lowell	2-2 T	4-0-2-1		1	Brendl	31	24	1/5	4/4	3,115
8	Oct. 29	@ Albany	1-0 W	5-0-2-1		1	MacDonald	46	15	0/5	5/5	2,383
9	Oct. 31	Providence	5-2 W	6-0-2-1		1	Ulmer	36	23	2/6	6/6	2,667
10	Nov. 1	Springfield	3-3 T	6-0-3-1		1	Tselios	38	33	1/1	4/5	4,886
11	Nov. 7	@ Portland	2-0 W	7-0-3-1		1	Ulmer	21	24	0/1	3/3	5,843
12	Nov. 8	Springfield	4-3 W	8-0-3-1		1	Gernander	44	19	1/3	5/7	7,789
13	Nov. 12	Worcester	3-4 L	8-1-3-1		1	Brown	42	23	0/3	3/5	3,110
14	Nov. 14	@ Manchester	2-5 L	8-2-3-1		1	Cammalleri	33	29	0/6	4/5	8,355
15	Nov. 15	Providence	2-0 W	9-2-3-1		1	Ulmer	30	26	1/6	4/4	6,349
16	Nov. 21	@ Providence	1-2 L	9-3-3-1		1	Donato	21	30	1/4	5/6	9,776
17	Nov. 22	Providence	3-3 T	9-3-4-1		1	Metcalf	44	21	1/8	6/8	5,633
18	Nov. 26	Manchester	4-2 W	10-3-4-1		1	Lampman	22	28	1/4	5/5	5,618
19	Nov. 28	@ Bridgeport	0-3 L	10-4-4-1		1	Hamilton	19	20	0/5	6/7	6,745
20	Nov. 29	Houston	4-0 W	11-4-4-1		1	Nycholat	32	29	2/6	7/7	7,437
21	Dec. 3	@ Manchester	2-4 L	11-5-4-1	T-1		Giuliano	27	23	1/3	2/5	7,595
22	Dec. 5	@ Portland	3-1 W	12-5-4-1	T-1		Jakopin	22	32	1/2	3/3	2,585
23	Dec. 6	Lowell	3-0 W	13-5-4-1		1	Healey	40	21	0/3	3/3	3,319
24	Dec. 7	@ Bridgeport	0-1 L	13-6-4-1	T-1		MacLean	26	20	0/3	4/4	5,172
25	Dec. 12	@ Providence	3-1 W	14-6-4-1		1	Ulmer	24	16	1/7	4/4	7,264
26	Dec. 13	Utah	2-4 L	14-7-4-1	T-1		Gyori	38	18	0/2	3/5	4,693
27	Dec. 14	Portland	3-2* W	15-7-4-1	T-1		Moore	38	28	0/3	4/4	3,383
28	Dec. 19	@ Providence	2-0 W	16-7-4-1		1	Wiseman	24	19	2/4	7/7	5,466
29	Dec. 20	Springfield	3-1 W	17-7-4-1		1	Wiseman	34	29	1/5	3/3	4,876
30	Dec. 26	@ Springfield	2-1 W	18-7-4-1		1	Healey	27	24	0/2	5/5	3,697
31	Dec. 27	Bridgeport	1-2 L	18-8-4-1		1	Bekar	33	21	0/2	3/3	7,911
32	Dec. 28	@ Manchester	0-4 L	18-9-4-1		1	Clarke	21	27	0/3	2/3	9,045
33	Dec. 30	@ Worcester	0-4 L	18-10-4-1		1	Virtue	35	20	0/3	1/4	3,836
34	Dec. 31	Springfield	1-4 L	18-11-4-1		1	Kolanos	56	23	0/7	3/4	4,563
35	Jan. 2	Hershey	2-4 L	18-12-4-1		1	Brule	54	27	0/6	2/5	6,876
36	Jan. 3	@ Wilkes-Barre/Scr.	4-2 W	19-12-4-1		1	Wiseman	24	20	0/5	5/5	8,402
37	Jan. 4	Norfolk	5-2 W	20-12-4-1		1	Wiseman	34	22	2/4	5/5	7,486
38	Jan. 8	@ Houston	1-0* W	21-12-4-1		1	Gernander	29	31	0/4	5/5	3,039
39	Jan. 9	@ San Antonio	2-2 T	21-12-5-1		1	Beaudoin	27	25	0/2	3/4	5,222
40	Jan. 11	@ Manchester	5-0 W	22-12-5-1		1	Dusablon	23	26	2/5	4/4	9,916
41	Jan. 14	Portland	1-1 T	22-12-6-1		1	Ciernik	26	25	0/4	3/3	3,218
42	Jan. 17	@ Utah	1-0 W	23-12-6-1		1	Murray	40	16	0/5	5/5	8,549
43	Jan. 19	@ Utah	5-0 W	24-12-6-1		1	Larose	26	24	0/3	4/4	4,189
44	Jan. 21	Providence	0-1 L	24-13-6-1		1	Walsh	30	23	0/6	5/6	3,484
45	Jan. 23	@ Portland	2-2 T	24-13-7-1		1	Healey	30	25	1/4	2/3	2,680
46	Jan. 24	Manchester	0-2 L	24-14-7-1		1	Lehoux	34	31	0/3	1/2	#10,082
47	Jan. 25	Manchester	4-2 W	25-14-7-1		1	Dusablon	36	24	0/2	3/3	5,447
48	Jan. 28	@ Worcester	1-4 L	25-15-7-1		1	Hartlieb	33	16	0/1	3/3	2,102
49	Jan. 30	@ Philadelphia	3-3 T	25-15-8-1		1	Law	29	29	0/3	4/5	8,917
50	Jan. 31	@ Norfolk	1-5 L	25-16-8-1		1	Barinka	24	36	0/5	10/10	4,402
51	Feb. 6	@ Providence	2-1* W	26-16-8-1		1	Ulmer	43	16	0/4	2/3	7,882
52	Feb. 7	@ Springfield	2-0 W	27-16-8-1		1	Wiseman	33	29	1/8	7/7	4,405
53	Feb. 13	Philadelphia	4-0 W	28-16-8-1		1	Murray	25	33	2/6	5/5	6,054
54	Feb. 14	San Antonio	3-1 W	29-16-8-1		1	Wiseman	32	24	0/2	2/2	5,102
55	Feb. 18	@ Springfield	3-3 T	29-16-9-1		1	Lukes	28	34	0/6	8/8	3,362
56	Feb. 20	Bridgeport	3-0 W	30-16-9-1		1	Gernander	24	31	1/5	5/5	5,756
57	Feb. 21	Worcester	2-0 W	31-16-9-1		1	Ulmer	26	23	0/4	5/5	6,804
58	Feb. 25	Bridgeport	5-2 W	32-16-9-1		1	Ulmer	26	24	0/2	3/4	4,495
59	Feb. 27	@ Springfield	3-4* OTL	32-16-9-2		1	Lukes	32	27	0/2	0/2	3,798
60	Feb. 28	Lowell	3-3 T	32-16-10-2		1	Lysak	29	22	0/3	3/5	7,986
61	Feb. 29	Springfield	5-2 W	33-16-10-2		1	Dusablon	32	37	2/7	7/8	6,610
62	Mar. 3	Utah	2-1* W	34-16-10-2		1	Wiseman	36	25	0/4	3/3	4,102
63	Mar. 6	@ Bridgeport	0-0 T	34-16-11-2		1		32	26	0/4	6/6	7,201
64	Mar. 10	Worcester	2-1* W	35-16-11-2		1	Wiseman	23	37	0/3	9/9	4,020
65	Mar. 12	@ Springfield	5-6 L	35-17-11-2		1	C. Ferraro	43	24	0/5	2/3	3,561
66	Mar. 13	@ Bridgeport	3-4 L	35-18-11-2		1	Hamilton	29	29	1/5	9/12	7,830
67	Mar. 14	@ Lowell	3-2 W	36-18-11-2		1	Nycholat	29	32	1/4	4/5	4,731
68	Mar. 17	@ Hershey	4-2 W	37-18-11-2		1	Wiseman	32	36	2/6	4/4	5,666
69	Mar. 19	Bridgeport	0-1 L	37-19-11-2		1	Hamilton	33	27	0/7	6/6	6,892
70	Mar. 20	Portland	0-1 L	37-20-11-2		1	Laich	40	28	0/2	2/2	6,956
71	Mar. 26	@ Worcester	2-2 T	37-20-12-2		1	Brimanis	26	34	0/5	5/6	6,106
72	Mar. 28	@ Lowell	4-2 W	38-20-12-2		1	Wiseman	31	23	1/5	4/4	4,676
73	Mar. 31	Albany	5-3 W	39-20-12-2		1	Moore	33	27	1/5	5/6	4,644
74	Apr. 2	Lowell	3-0 W	40-20-12-2		1	Cullen	32	29	2/6	6/6	7,064
75	Apr. 3	Worcester	1-3 L	40-21-12-2		1	Glumac	31	34	0/5	3/5	6,429
76	Apr. 4	@ Providence	3-2 W	41-21-12-2		1	Weller	30	37	0/2	7/9	7,165
77	Apr. 7	@ Worcester	2-5 L	41-22-12-2		1	Glumac	22	36	0/1	3/4	2,877
78	Apr. 8	@ Lowell	5-2 W	42-22-12-2		1	Moore	33	31	0/4	4/4	3,021
79	Apr. 10	Wilkes-Barre/Scr.	3-2* W	43-22-12-2		1	Balej	33	25	1/7	6/6	6,753
80	Apr. 11	Providence	2-1 W	44-22-12-2		1	Gernander	32	22	1/2	3/3	4,081

* - Overtime

- Sellout

ALL-TIME WOLF PACK/WHALE TEAM GAME-BY-GAME (cont.)

2002-03:

#	Date	Opponent	Result		Record	Standings	Division	GW Goal	Goaltenders	SF	SA	PP	PK	Att.
			W/L/T	OT										
1.	Oct. 11	@ Springfield	4-2	W	1-0-0-0		T-1	Fata	Meyer/Konstantinov	29	25	1-3	7-8	5,756
2.	Oct. 12	@ Binghamton	5-3	W	2-0-0-0		1	Donato	LaBarbera/Emery-Lajeunesse	39	39	3-7	8-8	4,357
3.	Oct. 18	@ Bridgeport	1-3	L	2-1-0-0		T-1	Hunter	LaBarbera/DiPietro	26	22	0-5	4-7	5,143
4.	Oct. 19	Manchester	2-3	L	2-2-0-0		4	Barney	Meyer/Scott	33	34	0-7	3-6	8,914
5.	Oct. 25	@ Manchester	7-8	L	2-3-0-0		4	Barney	Meyer-LaBarbera/Scott-Huet	23	28	1-4	6-10	8,213
6.	Oct. 26	Philadelphia	5-5*	T	2-3-1-0		4	Bouchard	LaBarbera/Little	29	36	0-6	0-2	4,702
7.	Oct. 27	Albany	4-2	W	3-3-1-0		3	Bouchard	LaBarbera/Ahonen	35	35	3-6	9-11	4,036
8.	Oct. 30	Manitoba	3-4*	OT-L	3-3-1-1		T-2	Fedorov	LaBarbera/Auld	21	40	1-5	9-9	3,543
9.	Nov. 1	@ Milwaukee	4-4*	T	3-3-2-1		T-2	Lyashenko	Meyer-LaBarbera/Lasak	37	24	1-8	9-10	5,930
10.	Nov. 2	@ Chicago	4-0	W	4-3-2-1		T-2	Tripp	LaBarbera/Maracle-Cassivi	30	31	1-5	10-10	9,409
11.	Nov. 6	St. John's	8-2	W	5-3-2-1		T-1	Tibbetts	LaBarbera/Tellqvist-Centomo	37	30	2-4	5-7	3,501
12.	Nov. 8	@ Providence	5-2	W	6-3-2-1		T-1	Gernander	LaBarbera/Raycroft	30	44	2-5	7-9	7,194
13.	Nov. 9	Bridgeport	6-2	W	7-3-2-1		1	Gernander	LaBarbera/Valiquette	35	25	1-6	4-5	7,061
14.	Nov. 13	@ Utah	1-3	L	7-4-2-1		2	Sim	LaBarbera/Hirsch	39	22	0-4	5-5	3,645
15.	Nov. 15	@ Utah	5-6	L	7-5-2-1		2	Ott	Meyer/Bacashihua-Hirsch	32	36	0-6	9-12	6,829
16.	Nov. 19	@ San Antonio	1-1*	T	7-5-3-1		2	Biron	Holmqvist/Flaherty	34	28	1-4	6-6	4,136
17.	Nov. 21	@ Houston	3-4*	OT-L	7-5-3-2		2	Reitz	Holmqvist/Kochan	35	22	0-5	2-2	3,141
18.	Nov. 23	Springfield	9-4	W	8-5-3-2		2	Ulmer	LaBarbera/Konstantinov	41	37	2-8	7-9	#9,819
19.	Nov. 24	@ Springfield	3-4	L	8-6-3-2		2	Focht	LaBarbera/Bierk	43	39	1-3	8-9	3,269
20.	Nov. 27	Worcester	1-0	W	9-6-3-2		2	Ekman	Holmqvist/Osaer	31	30	0-7	8-8	4,202
21.	Nov. 29	@ St. John's	5-3	W	10-6-3-2		2	Dusablom	Holmqvist/Centomo	33	33	1-3	6-8	4,737
22.	Dec. 1	@ St. John's	3-1	W	11-6-3-2		2	Tripp	Holmqvist/Hodson	31	38	2-3	4-4	4,669
23.	Dec. 4	Manitoba	3-1	W	12-6-3-2		2	Lintner	Holmqvist/Moss	34	32	2-8	7-8	4,311
24.	Dec. 6	Worcester	3-3*	T	12-6-4-2		2	Brimanis	Holmqvist/Johnson	35	37	2-7	6-7	4,988
25.	Dec. 8	@ Providence	2-5	L	12-7-4-2		2	Herr	Holmqvist/Thomas	29	34	0-5	5-5	4,628
26.	Dec. 13	Binghamton	3-1	W	13-7-4-2		2	Lundmark	LaBarbera/Emery	27	18	1-4	7-7	4,213
27.	Dec. 14	Providence	2-4	L	13-8-4-2		2	Samuelsson	LaBarbera-Holmqvist/Thomas	28	37	1-5	8-11	5,901
28.	Dec. 15	@ Providence	4-7	L	13-9-4-2		2	Samuelsson	Holmqvist-LaBarbera/Thomas	34	32	0-2	8-10	6,872
29.	Dec. 18	Utah	10-6	W	14-9-4-2		2	Donato	LaBarbera/Bacashihua	34	43	2-6	6-7	4,407
30.	Dec. 21	Utah	2-2*	T	14-9-5-2		2	Chouinard	Holmqvist/Hirsch	36	27	2-4	7-8	4,516
31.	Dec. 23	@ Bridgeport	1-3	L	14-10-5-2		2	Higgins	Holmqvist/Valiquette	20	37	0-8	5-6	5,293
32.	Dec. 26	Albany	3-2	W	15-10-5-2		2	Tripp	LaBarbera/Clemmensen	34	21	1-3	4-5	5,624
33.	Dec. 27	@ Providence	2-2*	T	15-10-6-2		2	Ward	Holmqvist/Thomas	44	24	1-4	3-4	7,825
34.	Dec. 28	Lowell	0-2	L	15-11-6-2		3	Heerema	LaBarbera/Pelletier	29	22	0-4	2-2	6,027
35.	Dec. 31	@ Providence	1-2	L	15-12-6-2		3	Herr	Holmqvist/Raycroft	17	29	1-1	5-6	5,514
36.	Jan. 3	Lowell	1-4	L	15-13-6-2		3	Daw	Holmqvist-LaBarbera/DesRochers	45	26	0-6	4-7	4,280
37.	Jan. 4	@ Bridgeport	4-3	W	16-13-6-2		3	Ward	LaBarbera/DiPietro	26	21	0-1	9-10	8,183
38.	Jan. 5	Albany	1-2	L	16-14-6-2		3	Jokela	LaBarbera/Ahonen	39	20	1-2	4-4	5,021
39.	Jan. 8	@ Binghamton	3-0	W	17-14-6-2		T-2	Gernander	Holmqvist/Lajeunesse	36	28	1-2	4-4	3,267
40.	Jan. 10	@ Manitoba	2-1	W	18-14-6-2		2	Ekman	Holmqvist/Auld	20	26	2-6	8-9	6,073
41.	Jan. 11	@ Manitoba	0-4	L	18-15-6-2		T-2	Fedorov	LaBarbera-Holmqvist/Moss	33	26	0-7	6-6	7,408
42.	Jan. 15	Providence	1-5	L	18-16-6-2		3	Huml	LaBarbera-Holmqvist/Thomas	33	33	0-5	9-9	4,040
43.	Jan. 17	@ Springfield	1-3	L	18-17-6-2		3	Jaspers	Holmqvist/Pelletier	34	30	0-5	7-7	5,373
44.	Jan. 18	Springfield	4-1	W	19-17-6-2		3	Lintner	Holmqvist/Pelletier	28	22	1-5	6-7	8,829
45.	Jan. 19	Providence	2-3*	OT-L	19-17-6-3		3	Hilbert	Holmqvist/Thomas	33	27	0-3	5-5	4,567
46.	Jan. 22	Houston	0-6	L	19-18-6-3		3	Michalek	Holmqvist-LaBarbera/Gustafson	19	38	0-5	8-9	4,069
47.	Jan. 24	Springfield	2-1	W	20-18-6-3		3	Chebaturkin	LaBarbera/Konstantinov	30	44	1-5	6-6	7,042
48.	Jan. 25	Chicago	1-4	L	20-19-6-3		3	Foster	LaBarbera/Maracle	38	32	0-5	6-7	#10,019
49.	Jan. 29	@ Albany	5-3	W	21-19-6-3		3	Henderson	Holmqvist/Ahonen	30	35	1-4	1-3	3,517
50.	Jan. 31	@ Manchester	4-2	W	22-19-6-3		3	Ekman	Holmqvist/Scott	28	25	2-4	7-8	9,893
51.	Feb. 1	@ Saint John	1-4	L	22-20-6-3		3	Bembridge	Holmqvist/Szuper	33	26	1-7	3-3	4,347
52.	Feb. 7	@ Bridgeport	2-3*	OT-L	22-20-6-4		3	Hamilton	LaBarbera/Stirling	29	19	0-1	6-7	5,521
53.	Feb. 8	@ Portland	2-2*	T	22-20-7-4		3	Forbes	LaBarbera/Ouellet	37	42	0-3	5-6	6,847
54.	Feb. 12	@ Worcester	4-3	W	23-20-7-4		3	Tripp	Holmqvist/Sanford	23	35	1-5	3-4	2,324
55.	Feb. 14	Milwaukee	6-3	W	24-20-7-4		3	Kinch	Holmqvist/Finley-Madden	28	27	0-4	5-6	4,861
56.	Feb. 15	San Antonio	2-6	L	24-21-7-4		3	Toms	Holmqvist-LaBarbera/Mason	32	34	0-3	5-5	7,772
57.	Feb. 21	Bridgeport	2-4	L	24-22-7-4		3	Hunter	LaBarbera/DiPietro	27	30	0-5	2-4	7,442
58.	Feb. 22	@ Albany	5-2	W	25-22-7-4		3	Andrews	Holmqvist/Ahonen	28	29	1-4	4-4	4,739
59.	Feb. 23	Manchester	2-2*	T	25-22-8-4		3	Kelly	Holmqvist/Scott	31	23	0-4	4-5	5,032
60.	Feb. 28	@ Springfield	2-3	L	25-23-8-4		3	Jaspers	Holmqvist/Pelletier	27	31	1-4	4-4	5,349
61.	Mar. 1	Binghamton	5-1	W	26-23-8-4		3	Ekman	Holmqvist/Lajeunesse	30	45	1-2	7-7	8,182
62.	Mar. 2	@ Worcester	3-3*	T	26-23-9-4		3	Corrinet	LaBarbera/Rudkowsky	20	34	0-2	7-9	6,466
63.	Mar. 7	Springfield	5-1	W	27-23-9-4		3	Larose	Holmqvist/Konstantinov	22	22	1-7	5-6	5,451
64.	Mar. 8	Albany	3-6	L	27-24-9-4		3	Darby	Holmqvist/Ahonen	26	26	0-4	6-7	6,052
65.	Mar. 12	Portland	5-1	W	28-24-9-4		3	Larose	LaBarbera/Ouellet-Stana	44	28	1-2	3-3	5,150
66.	Mar. 14	@ Albany	2-3*	OT-L	28-24-9-5		3	Guolla	LaBarbera-Meyer/Ahonen	20	24	0-4	7-7	3,820
67.	Mar. 15	Providence	4-4*	T	28-24-10-5		3	Ulmer	Meyer/Thomas	31	30	1-3	3-5	6,943
68.	Mar. 16	Springfield	4-3	W	29-24-10-5		3	Ulmer	LaBarbera/Pelletier-Konstantinov	41	39	0-3	3-5	5,143
69.	Mar. 19	@ Albany	1-1*	T	29-24-11-5		3	Tripp	LaBarbera/Clemmensen	36	26	0-1	2-3	3,361
70.	Mar. 21	Bridgeport	2-2*	T	29-24-12-5		3	Papineau	LaBarbera/Valiquette	28	24	0-5	6-6	7,031
71.	Mar. 22	Saint John	4-2	W	30-24-12-5		3	Ward	LaBarbera/Sabourin	29	30	1-4	4-5	7,017
72.	Mar. 23	@ Philadelphia	4-5*	OT-L	30-24-12-6		3	Seidenberg	Meyer/Little	22	34	1-5	3-5	5,817
73.	Mar. 26	St. John's	4-7	L	30-25-12-6		3	Rourke	Meyer-Sundberg/Hodson	31	22	2-5	2-4	4,457
74.	Mar. 28	@ Springfield	3-4*	OT-L	30-25-12-7		3	Taffe	LaBarbera/Konstantinov	32	32	1-6	4-5	6,244
75.	Mar. 29	@ Lowell	4-1	W	31-25-12-7		3	Pittman	LaBarbera/Platt	31	22	1-7	6-6	3,481
76.	Mar. 30	Bridgeport	8-0	W	32-25-12-7		3	Ward	LaBarbera/Stirling-Valiquette	32	18	2-8	4-4	7,970
77.	Apr. 2	Providence	2-3	L	32-26-12-7		3	Leahy	LaBarbera/Underhill	31	41	1-6	4-5	4,343
78.	Apr. 4	@ Lowell	4-2	W	33-26-12-7		3	Murray	LaBarbera/Zepp	32	26	0-3	3-3	4,294
79.	Apr. 5	Bridgeport	1-3	L	33-27-12-7		3	Souza	LaBarbera/Stirling	37	36	0-1	4-4	7,343
80.	Apr. 6	@ Bridgeport	1-2*	OT-L	33-27-12-8		3	Butenschon	LaBarbera/Valiquette	31	25	1-8	3-3	8,150

* - Overtime

- Sellout

ALL-TIME WOLF PACK/WHALE TEAM GAME-BY-GAME (cont.)

2001-02:

#	Date	Opponent	Result	Record	Division Standings	GW/GT	Goalenders		SF	SA	PP	PK	Att.
							Goal	Goalenders					
1	Oct. 6	@ Albany	3-2* W	1-0-0-0	T-2	Toms	Holmqvist/Damphousse	30	28	1-4	8-8	7,311	
2	Oct. 12	@ Bridgeport	2-6 L	1-1-0-0	T-2	Mapletoft	Holmqvist/Valiquette	27	33	0-6	6-7	4,719	
3	Oct. 13	Bridgeport	3-1 W	2-1-0-0	2	Smyth	Holmqvist/DiPietro	23	27	0-4	4-4	10,394	
4	Oct. 14	Springfield	5-2 W	3-1-0-0	2	Gagnon	LaBarbera/Kochan	36	32	1-4	4-4	3,894	
5	Oct. 16	@ Quebec	2-5 L	3-2-0-0	2	Descoteaux	Holmqvist-LaBarbera/Garon	33	44	0-4	5-7	2,806	
6	Oct. 19	@ Providence	1-3 L	3-3-0-0	2	Corazzini	LaBarbera/Raycroft	26	23	0-6	3-4	8,783	
7	Oct. 20	Providence	4-2 W	4-3-0-0	2	Samuelsson	Skudra/Maund	39	36	2-5	3-5	5,212	
8	Oct. 26	@ Springfield	2-5 L	4-4-0-0	2	Afanasenkov	Skudra/Kochan	32	37	1-8	4-7	4,180	
9	Oct. 27	Manchester	2-2 T	4-4-1-0	2	Grosek	LaBarbera/Fiset-Cousineau	33	40	1-4	3-3	5,455	
10	Nov. 3	@ Worcester	4-2 W	5-4-1-0	2	Smyth	Skudra/Divis	23	28	1-4	4-5	4,685	
11	Nov. 7	Houston	7-4 W	6-4-1-0	2	Gernander	LaBarbera/McLennan	35	30	0-3	4-5	3,815	
12	Nov. 9	Springfield	4-2 W	7-4-1-0	2	Gernander	LaBarbera/Kochan-DesRochers	31	48	2-4	4-4	5,739	
13	Nov. 10	Houston	1-3 L	7-5-1-0	2	Park	Holmqvist/McLennan	40	33	1-8	6-7	7,325	
14	Nov. 16	@ Wilkes-Barre/Scr.	3-3 T	7-5-2-0	2	Surovy	Holmqvist/Caron	25	44	0-4	6-7	8,341	
15	Nov. 17	@ Bridgeport	1-3 L	7-6-2-0	T-2	Torres	LaBarbera/DiPietro	29	24	1-6	4-5	6,831	
16	Nov. 21	St. John's	4-2 W	8-6-2-0	2	Gernander	Holmqvist/Tellqvist	33	30	1-6	2-3	4,598	
17	Nov. 23	@ Lowell	3-3 T	8-6-3-0	T-2	Severson	Holmqvist/Moss	27	30	0-2	3-4	3,865	
18	Nov. 24	Norfolk	2-1 W	9-6-3-0	2	Richter	LaBarbera/Leighton	24	38	1-3	6-6	6,611	
19	Nov. 25	Worcester	1-4 L	9-7-3-0	2	Nickulas	Holmqvist/Divis	34	35	0-11	7-8	5,041	
20	Nov. 30	@ Providence	6-3 W	10-7-3-0	2	Smyth	LaBarbera/Raycroft	29	43	2-6	4-6	10,858	
21	Dec. 1	Albany	2-4 L	10-8-3-0	2	Gron	LaBarbera/Ahonen	41	28	0-5	3-3	6,596	
22	Dec. 2	@ Springfield	2-5 L	10-9-3-0	2	Wilson	Holmqvist/Kochan	23	29	0-3	4-4	3,691	
23	Dec. 7	@ Houston	0-3 L	10-10-3-0	3	Virva	LaBarbera/Gustafson	30	35	0-5	6-6	5,212	
24	Dec. 8	@ Houston	7-3 W	11-10-3-0	3	Fata	LaBarbera/Gustafson-McLennan	31	36	2-9	11-12	6,029	
25	Dec. 12	Springfield	2-7 L	11-11-3-0	T-3	Tobler	LaBarbera-Holmqvist/Kochan	44	35	0-3	4-6	5,451	
26	Dec. 14	@ Bridgeport	5-2 W	12-11-3-0	3	Virtue	Holmqvist/DiPietro	29	18	1-3	3-3	5,329	
27	Dec. 15	Providence	2-5 L	12-12-3-0	T-3	Royer	LaBarbera-Holmqvist/Raycroft	33	36	1-2	4-6	6,081	
28	Dec. 16	St. John's	4-4 T	12-12-4-0	3	Farkas	Holmqvist/Minard	53	44	2-5	5-7	5,808	
29	Dec. 22	Bridgeport	4-2 W	13-12-4-0	3	Grosek	Holmqvist/DiPietro-Valiquette	33	22	1-10	5-6	5,311	
30	Dec. 23	@ Bridgeport	0-6 L	13-13-4-0	3	Tuomainen	Holmqvist/Valiquette	29	35	0-5	3-5	6,218	
31	Dec. 26	Providence	6-1 W	14-13-4-0	3	Smrek	Holmqvist/Raycroft-Maund	30	32	2-7	7-7	7,753	
32	Dec. 28	@ Norfolk	4-4 T	14-13-5-0	3	Russell	Holmqvist/Andersson	24	34	1-3	2-4	5,139	
33	Dec. 29	@ Norfolk	5-4 W	15-13-5-0	3	Gernander	Holmqvist/Leighton	34	23	1-5	2-4	5,342	
34	Dec. 31	@ Manchester	4-3* W	16-13-5-0	T-2	Gernander	Holmqvist/Cousineau	36	25	1-5	4-5	9,847	
35	Jan. 4	@ Philadelphia	4-3* W	17-13-5-0	T-2	Dawe	Holmqvist/Ouellet	29	26	1-1	1-2	7,070	
36	Jan. 5	@ Albany	5-6 L	17-14-5-0	3	Guolla	Holmqvist-LaBarbera/Clemmensen	31	29	1-4	4-8	4,228	
37	Jan. 9	Lowell	4-5* OT-L	17-14-5-1	T-2	Berg	LaBarbera/Pelletier	48	41	0-6	8-10	4,627	
38	Jan. 12	Worcester	8-3 W	18-14-5-1	T-2	Smyth	LaBarbera/Divis-Rudkowsky	34	43	3-7	6-7	9,452	
39	Jan. 13	Hershey	2-1 W	19-14-5-1	T-1	Fata	Holmqvist/Cassivi	36	30	1-2	5-5	5,377	
40	Jan. 16	@ Hershey	3-0 W	20-14-5-1	1	Lundmark	Holmqvist/Cassivi	30	25	1-2	4-4	4,425	
41	Jan. 18	Philadelphia	2-7 L	20-15-5-1	T-1	Law	LaBarbera-Holmqvist/Ouellet	30	42	0-3	2-5	7,358	
42	Jan. 19	Albany	2-3 L	20-16-5-1	T-1	Lehoux	Holmqvist/Clemmensen	48	17	0-1	3-4	6,426	
43	Jan. 20	@ Worcester	2-4 L	20-17-5-1	3	Papineau	LaBarbera/Divis	26	46	2-5	6-8	11,218	
44	Jan. 23	Bridgeport	1-3 L	20-18-5-1	3	Torres	LaBarbera/DiPietro	36	33	0-2	2-3	4,973	
45	Jan. 26	Albany	5-3 W	21-18-5-1	3	Gernander	Holmqvist/Clemmensen	45	21	1-4	1-2	12,069	
46	Jan. 24	@ Springfield	2-1* W	22-18-5-1	2	Fata	Meyer/Kochan	27	28	0-3	3-3	3,236	
47	Feb. 1	@ Manitoba	2-6 L	22-19-5-1	3	Savage	Holmqvist/Brochu	24	31	0-3	3-4	7,544	
48	Feb. 2	@ Manitoba	3-1 W	23-19-5-1	2	Fata	Meyer/Auld	40	22	1-5	8-9	7,335	
49	Feb. 5	@ St. John's	2-3 L	23-20-5-1	2	Svoboda	Blackburn/Minard	32	24	0-3	2-3	4,279	
50	Feb. 6	@ St. John's	4-4 T	23-20-6-1	2	Gernander	Blackburn/Tellqvist	51	33	1-7	3-5	4,458	
51	Feb. 8	@ Rochester	4-3 W	24-20-6-1	2	Smyth	Blackburn/Askey	22	34	1-3	8-8	7,583	
52	Feb. 10	@ Portland	2-1 W	25-20-6-1	2	Gernander	Blackburn/Hirsch	39	25	2-10	6-7	4,188	
53	Feb. 15	Worcester	2-2 T	25-20-7-1	2	Nickulas	Meyer/Rudkowsky	30	38	0-1	3-3	6,253	
54	Feb. 16	Providence	2-2 T	25-20-8-1	2	Fata	Meyer-Holmqvist/Raycroft	43	25	2-5	4-5	8,391	
55	Feb. 18	@ Albany	4-3* W	26-20-8-1	2	Grosek	Holmqvist/Clemmensen	40	35	0-5	5-8	4,458	
56	Feb. 20	Chicago	5-2 W	27-20-8-1	2	Gernander	Holmqvist/Maracle	22	39	3-7	6-7	8,742	
57	Feb. 22	Quebec	4-1 W	28-20-8-1	2	Grosek	Holmqvist/Garon	19	27	1-2	7-7	5,924	
58	Feb. 23	Wilkes-Barre/Scr.	6-5 W	29-20-8-1	2	Dawe	Holmqvist/Caron-Tallas	24	36	3-4	2-4	9,328	
59	Feb. 24	@ Lowell	2-3* OT-L	29-20-8-2	2	Bast	Meyer/Pelletier	35	26	0-5	4-4	4,853	
60	Feb. 27	Norfolk	2-1 W	30-20-8-2	2	Heisten	Holmqvist/Leighton	25	41	0-3	6-7	4,138	
61	Mar. 1	Lowell	1-1 T	30-20-9-2	2	Lundmark	Holmqvist/Moss	29	27	1-8	7-7	6,065	
62	Mar. 2	Portland	1-1 T	30-20-10-2	2	Smyth	Meyer/Charpentier-Hirsch	31	30	0-5	4-4	7,102	
63	Mar. 6	Springfield	6-4 W	31-20-10-2	2	Dawe	Holmqvist/Kochan	41	27	1-2	4-4	4,222	
64	Mar. 8	@ Springfield	5-3 W	32-20-10-2	1	Fata	Holmqvist/DesRochers	27	33	2-4	4-4	7,443	
65	Mar. 9	Rochester	2-3* OT-L	32-20-10-3	1	Tallinder	Holmqvist/Askey	29	38	1-3	3-4	8,221	
66	Mar. 10	Albany	6-1 W	33-20-10-3	1	Gernander	Meyer/Damphousse	44	18	0-4	4-4	7,511	
67	Mar. 13	@ Worcester	3-2 W	34-20-10-3	1	Dusablon	Holmqvist/Divis	24	29	3-7	4-4	2,730	
68	Mar. 15	@ Albany	5-2 W	35-20-10-3	1	Mehalko	Holmqvist/Ahonen-Damphousse	23	20	0-4	3-3	8,407	
69	Mar. 16	@ Springfield	1-4 L	35-21-10-3	1	Abid	Meyer/Konstantinov	28	21	0-3	4-5	7,004	
70	Mar. 17	@ Providence	3-2* W	36-21-10-3	1	Dawe	Holmqvist-Meyer/Raycroft	39	40	2-5	4-4	7,257	
71	Mar. 22	Bridgeport	4-6 L	36-22-10-3	1	Kolnik	Holmqvist-Meyer/DiPietro	37	32	0-4	5-7	7,969	
72	Mar. 23	Springfield	2-1 W	37-22-10-3	1	Kane	Holmqvist/DesRochers	24	31	1-6	3-4	7,995	
73	Mar. 24	Worcester	5-3 W	38-22-10-3	1	Smyth	Holmqvist/Divis	32	38	0-3	2-4	6,585	
74	Mar. 27	@ Chicago	1-4 L	38-23-10-3	2	Simon	Meyer/Nurminen	27	39	0-3	5-5	9,012	
75	Mar. 29	Manitoba	0-1 L	38-24-10-3	2	Kavanagh	Meyer/Michaud	27	20	0-6	5-5	6,698	
76	Mar. 30	Manitoba	4-3* W	39-24-10-3	2	MacIsaac	Meyer/Michaud	27	30	1-5	5-7	7,191	
77	Apr. 3	@ Worcester	2-8 L	39-25-10-3	2	Pollock	Holmqvist-Wandler/Divis	23	43	0-4	2-6	4,012	
78	Apr. 5	@ Providence	4-2 W	40-25-10-3	2	Lundmark	Holmqvist/Raycroft	25	29	2-5	6-7	11,157	
79	Apr. 6	Bridgeport	2-1* W	41-25-10-3	2	Lundmark	Holmqvist/Valiquette	38	16	0-5	4-4	10,901	
80	Apr. 7	@ Bridgeport	1-4 L	41-26-10-3	2	Hunter	Holmqvist/DiPietro	29	23	1-6	4-5	6,997	

* - Overtime

- Sellout

ALL-TIME WOLF PACK/WHALE TEAM GAME-BY-GAME (cont.)

2000-01:

#	Date	Opponent	Result	Record	Standings	Division	GW/GT	SF	SA	PP	PK	Att.
						Goal	Goaltenders					
1	Oct. 6	@ Springfield	3-1 W	1-0-0-0	T-1	Malhotra	Holmqvist/DesRochers	32	32	0-8	7-7	5971
2	Oct. 7	Providence	4-9 L	1-1-0-0	T-3	Goren	Labbe-Holmqvist/Whitmore	32	31	3-9	2-6	12513
3	Oct. 9	@ Rochester	6-1 W	2-1-0-0	T-2	Witehall	Labbe/Daubenspeck	26	27	4-8	3-4	6137
4	Oct. 13	@ Providence	1-3 L	2-2-0-0	T-3	Verdmeer	Holmqvist-Labbe-Holmqvist/Lambert	32	46	0-4	4-6	5533
5	Oct. 14	Louisville	6-1 W	3-2-0-0	3	Harder	Labbe/Gauthier-Bach	53	35	4-10	7-7	4406
6	Oct. 21	Springfield	5-3 W	4-2-0-0	T-2	Armstrong	Holmqvist/Valiquette	51	20	2-10	8-9	5569
7	Oct. 22	@ Worcester	2-8 L	4-3-0-0	T-3	Murray	Labbe/Roloson	40	36	2-9	5-7	3566
8	Oct. 26	Kentucky	3-1 W	5-3-0-0	T-2	Witehall	Holmqvist/Toskala	31	24	1-9	9-9	3697
9	Oct. 28	Lowell	7-1 W	6-3-0-0	T-2	Harder	Labbe/Passmore-Volkov	22	32	3-4	7-7	7512
10	Nov. 3	@ Portland	2-3* OTL	6-3-0-1	T-3	Metropolit	Holmqvist/Charpentier	38	28	1-3	3-5	6293
11	Nov. 4	@ Quebec	3-2 W	7-3-0-1	3	Ulmer	Labbe/Fichaud	38	36	1-7	5-5	4407
12	Nov. 8	Kentucky	2-2* T	7-3-1-1	3	Bannister	Holmqvist/Kiprusoff	31	39	0-4	6-7	4335
13	Nov. 10	Albany	4-1 W	8-3-1-1	T-2	Doig	Holmqvist/Damphousse	43	23	1-4	3-4	10372
14	Nov. 11	@ Worcester	3-4 L	8-4-1-1	T-3	Pollock	Holmqvist/Roloson	36	27	3-6	4-5	6454
15	Nov. 13	@ St. John's	2-0 W	9-4-1-1	T-2	Smyth	Yeremeyev/Waite	35	30	1-5	2-2	3147
16	Nov. 14	@ St. John's	3-2 W	10-4-1-1	1	Smyth	Yeremeyev/Waite	26	38	1-2	3-3	3084
17	Nov. 18	St. John's	4-4* T	10-4-2-1	2	Dempsey	Holmqvist-Yeremeyev/Waite	30	30	2-6	4-6	6893
18	Nov. 19	Worcester	3-1 W	11-4-2-1	2	Smyth	Yeremeyev/Roloson	40	31	1-5	8-8	5724
19	Nov. 24	@ Providence	1-2 L	11-5-2-1	2	Nickulas	Yeremeyev/Whitmore	20	39	0-7	5-6	10187
20	Nov. 25	Providence	2-3* OTL	11-5-2-2	T-2	Smith	Yeremeyev/Whitmore	30	43	2-6	5-7	7961
21	Nov. 28	Worcester	2-3 L	11-6-2-2	3	Rheume	Yeremeyev/Roloson	44	26	0-7	8-8	4912
22	Dec. 1	@ Quebec	3-3* T	11-6-3-2	3	Descoteaux	Holmqvist/Fichaud	28	24	1-2	3-4	4028
23	Dec. 2	Norfolk	1-1* T	11-6-4-2	3	Hankinson	Yeremeyev/Larocque	27	35	0-2	3-3	6291
24	Dec. 6	Portland	5-1 W	12-6-4-2	3	Harder	Yeremeyev/Charpentier	39	27	1-5	3-4	4271
25	Dec. 8	Quebec	2-4 L	12-7-4-2	3	Descoteaux	Yeremeyev/Fichaud	27	38	0-2	4-7	5912
26	Dec. 9	@ Springfield	3-2* W	13-7-4-2	3	Henry	Holmqvist/Damphousse	31	35	1-7	4-5	4713
27	Dec. 14	@ Lowell	3-1 W	14-7-4-2	3	Tuzzolino	Holmqvist/Scott	29	37	1-4	6-6	1535
28	Dec. 20	Providence	2-4 L	14-8-4-2	3	Coleman	Yeremeyev/Raycroft	27	34	1-7	3-5	4823
29	Dec. 22	@ Worcester	0-7 L	14-9-4-2	3	Corso	Holmqvist-Wandler/Rudkowsky	29	32	0-5	2-5	4937
30	Dec. 23	Lowell	3-0 W	15-9-4-2	3	Tuzzolino	Holmqvist/Scott	35	41	0-3	4-4	6075
31	Dec. 27	Providence	8-1 W	16-9-4-2	3	Armstrong	Holmqvist/Raycroft-Whitmore	37	32	2-7	4-4	7386
32	Dec. 29	Worcester	4-0 W	17-9-4-2	3	Robertsson	Yeremeyev/Rudkowsky	42	31	1-5	2-2	8175
33	Dec. 30	@ Albany	4-3 W	18-9-4-2	3	Robertsson	Holmqvist/Damphousse	38	41	0-1	3-4	2418
34	Dec. 31	Lowell	5-4* W	19-9-4-2	3	Mottau	Yeremeyev/Scott	36	34	0-2	5-7	6566
35	Jan. 5	@ Providence	6-3 W	20-9-4-2	3	Mottau	Holmqvist/Raycroft	30	30	2-7	7-8	8269
36	Jan. 6	W-B/Scranton	1-4 L	20-10-4-2	3	Slaney	Holmqvist-Parent-Caron	28	32	1-8	6-7	7572
37	Jan. 7	@ Lowell	1-4 L	20-11-4-2	3	Corvo	Labarbera/Scott	26	30	1-5	5-8	3909
38	Jan. 10	@ Worcester	4-2 W	21-11-4-2	3	Smyth	Holmqvist/Roloson	42	26	1-8	7-7	3511
39	Jan. 12	Syracuse	5-4* W	22-11-4-2	3	Henry	Labarbera/Labbe	44	34	2-4	6-9	6897
40	Jan. 13	Worcester	1-4 L	22-12-4-2	3	Boguniecki	Holmqvist/Roloson	23	35	0-3	5-6	11131
41	Jan. 17	Norfolk	3-7 L	22-13-4-2	3	Tolkunov	Yeremeyev/Larocque	27	34	1-7	5-8	8104
42	Jan. 19	@ Providence	4-4* T	22-13-5-2	3	Mann	Holmqvist/Grahame	41	36	0-5	5-6	11706
43	Jan. 20	Springfield	1-2 L	22-14-5-2	3	Cullen	Holmqvist/Valiquette	39	30	0-7	5-7	9671
44	Jan. 21	@ Portland	5-4* W	23-14-5-2	2	Mottau	Yeremeyev/Cruckishank	28	22	0-5	3-5	5875
45	Jan. 26	@ Lowell	2-5 L	23-15-5-2	T-2	Daw	Holmqvist/Cousineau	27	33	1-6	4-4	3280
46	Jan. 27	@ Portland	3-2 W	24-15-5-2	2	Duerden	Yeremeyev/Hirsch	34	24	1-5	2-3	6174
47	Jan. 30	@ W-B/Scranton	3-1 W	25-15-5-2	2	Dawe	Yeremeyev/Parent	24	23	3-9	7-7	8390
48	Feb. 1	@ Norfolk	1-4 L	25-16-5-2	2	Hankinson	Yeremeyev/Tallas	27	25	0-7	3-4	3678
49	Feb. 2	@ Norfolk	3-3* T	25-16-6-2	2	Gernander	Holmqvist/Tallas	37	31	1-5	3-4	5603
50	Feb. 4	@ Cincinnati	2-5 L	25-17-6-2	3	Chouinard	Yeremeyev-Holmqvist/Naumenko	30	36	0-4	2-5	3377
51	Feb. 8	@ Kentucky	1-5 L	25-18-6-2	3	Lipsett	Holmqvist/Kiprusoff	32	28	1-7	5-6	2392
52	Feb. 9	@ Kentucky	3-4* OTL	25-18-6-3	T-2	MacIsaac	Yeremeyev/Toskala	43	25	2-6	6-7	4218
53	Feb. 10	@ Louisville	4-6 L	25-19-6-3	T-2	Harder	Yeremeyev-Holmqvist-Yeremeyev/St. Pierre-Gauthier	41	39	0-6	2-5	12908
54	Feb. 14	St. John's	3-4 L	25-20-6-3	T-2	Mair	Holmqvist-Yeremeyev/Waite	32	22	0-4	2-2	4414
55	Feb. 16	@ Springfield	7-2 W	26-20-6-3	T-2	Grosek	Yeremeyev/DesRochers-Murphy	35	31	1-3	6-7	7444
56	Feb. 17	Worcester	2-5 L	26-21-6-3	3	Tremblay	Yeremeyev/Roloson	30	34	1-5	6-8	8327
57	Feb. 18	Springfield	2-1 W	27-21-6-3	T-2	Kane	Yeremeyev/Murphy	21	35	0-3	4-4	6515
58	Feb. 21	Saint John	2-0 W	28-21-6-3	2	Gernander	Holmqvist/Brochu	17	36	1-3	6-6	7312
59	Feb. 23	@ Lowell	2-3* OTL	28-21-6-4	2	Schmidt	Holmqvist/Cousineau	34	33	0-8	6-7	4046
60	Feb. 24	Albany	5-3 W	29-21-6-4	2	Duerden	Holmqvist/Henry	36	27	0-5	3-4	9071
61	Feb. 28	@ Saint John	4-1 W	30-21-6-4	2	Grosek	Holmqvist/Szuper-Brochu	24	31	0-4	4-4	2961
62	Mar. 2	@ Saint John	1-8 L	30-22-6-4	2	Varlamov	Holmqvist-Labarbera/Brochu	19	48	0-4	7-10	3772
63	Mar. 3	Springfield	8-4 W	31-22-6-4	2	Kane	Holmqvist/Murphy	45	31	3-7	2-4	7599
64	Mar. 4	@ Springfield	6-4 W	32-22-6-4	2	Kane	Holmqvist-Labarbera-Holmqvist/Murphy-Therrien	39	28	3-4	1-2	4854
65	Mar. 7	@ Albany	3-1 W	33-22-6-4	2	Grosek	Holmqvist/Damphousse	24	42	0-2	5-6	3509
66	Mar. 9	Cincinnati	3-5 L	33-23-6-4	2	Wren	Holmqvist/Langkow	34	32	2-8	7-7	5643
67	Mar. 10	Lowell	2-2* T	33-23-7-4	2	Kenady	Yeremeyev/Scott	34	30	1-5	5-6	8393
68	Mar. 14	Saint John	5-4* W	34-23-7-4	2	Smyth	Yeremeyev/Szuper-Brochu	19	35	2-6	4-4	3918
69	Mar. 17	Providence	4-3* W	35-23-7-4	2	Armstrong	Yeremeyev-Holmqvist/Grahame	38	34	0-4	3-3	8817
70	Mar. 18	@ Springfield	4-5* OTL	35-23-7-5	2	Trudel	Holmqvist/DesRochers	25	43	0-2	4-5	4602
71	Mar. 23	Portland	6-5 W	36-23-7-5	2	Tuzzolino	Yeremeyev/Charpentier	24	24	2-5	6-6	7833
72	Mar. 24	Rochester	3-4 L	36-24-7-5	2	Methot	Yeremeyev/Askey	34	30	3-9	8-8	10519
73	Mar. 28	Portland	1-2 L	36-25-7-5	2	Bekar	Holmqvist/Hirsch	29	20	0-5	2-2	4492
74	Mar. 30	@ Syracuse	4-4* T	36-25-8-5	2	Doig	Holmqvist-Yeremeyev/Lamothe	55	25	0-6	6-8	5417
75	Mar. 31	Quebec	4-1 W	37-25-8-5	2	Tuzzolino	Yeremeyev/Garon	40	29	2-6	3-3	8742
76	Apr. 1	@ Philadelphia	5-4* W	38-25-8-5	2	Henry	Yeremeyev/Little	23	30	1-3	3-3	11357
77	Apr. 3	Philadelphia	5-4 W	39-25-8-5	2	Smyth	Yeremeyev/Little-Regan	32	25	1-3	0-1	4974
78	Apr. 6	@ Providence	3-1 W	40-25-8-5	2	Duerden	Holmqvist/Whitmore	25	20	0-2	3-3	7327
79	Apr. 7	Springfield	3-4* OTL	40-25-8-6	2	Kolnik	Yeremeyev/DesRochers	25	29	0-3	5-6	10625
80	Apr. 8	@ Worcester	2-4 L	40-26-8-6	2	Brown	Yeremeyev-Holmqvist/Sanford	25	36	0-4	4-4	10169

* - Overtime

- Sellout

ALL-TIME WOLF PACK/WHALE TEAM GAME-BY-GAME (cont.)

1999-00:

#	Date	Opponent	Result	Record	Standings	Division	GW/GT	Goalenders	SF	SA	PP	PK	Att.
1	Oct. 1	@ Quebec	4-1 W	1-0-0-0	T-1	Stock		Labbe/Garon	22	24	0-4	5-5	9880
2	Oct. 8	@ Providence	1-1* T	1-0-1-0	T-3	Henderson		Labbe/Whitmore-Gingras	49	41	0-8	7-8	11336
3	Oct. 9	@ Lowell	3-3* T	1-0-2-0	T-2	Smyth		Labbe/Luongo	38	23	1-5	1-2	5137
4	Oct. 10	@ Portland	4-4* T	1-0-3-0	T-2	Metropolit		Labbe/Brochu	25	39	2-8	6-9	2904
5	Oct. 15	@ Syracuse	6-3 W	2-0-3-0	T-2	Fortier		Labbe/Bronsard	37	30	3-6	4-5	4819
6	Oct. 16	Rochester	5-6* RT	2-0-3-1	3	Cipolla		Labbe/Biron	39	36	1-5	3-5	8833
7	Oct. 22	@ Worcester	2-4 L	2-1-3-1	3	Bekar		Hnilicka/Johnson	44	25	0-9	7-10	3521
8	Oct. 23	Syracuse	4-2 W	3-1-3-1	3	Smyth		Labbe/Bronsard	34	48	2-6	6-6	5369
9	Oct. 27	@ Philadelphia	0-2 L	3-2-3-1	3	Wesenberg		Hnilicka/Pelletier	25	35	0-4	3-4	6292
10	Oct. 29	@ Providence	5-3 W	4-2-3-1	3	Namestnikov		Labbe-Hnilicka/Whitmore	32	38	1-5	4-7	5262
11	Oct. 30	Providence	2-1 W	5-2-3-1	T-2	Bannister		Hnilicka/Gingras	36	37	0-7	6-6	6054
12	Nov. 5	Louisville	4-3 W	6-2-3-1	T-2	Smyth		Hnilicka/Shulmistra	45	37	0-4	3-3	6148
13	Nov. 6	Quebec	3-1 W	7-2-3-1	2	Bannister		Labbe/Murphy	33	27	0-6	4-4	6972
14	Nov. 10	Worcester	0-3 L	7-3-3-1	T-2	Corso		Labbe/Johnson	36	34	0-3	3-3	4680
15	Nov. 12	@ Portland	2-2* T	7-3-4-1	3	Virtue		Labbe/Brochu	35	43	0-6	4-5	6762
16	Nov. 13	Albany	5-2 W	8-3-4-1	3	B. Henry		Hnilicka/F. Henry	36	26	1-3	3-4	6658
17	Nov. 14	Lowell	6-3 W	9-3-4-1	1	Daigle		Hnilicka/Scott	38	24	1-4	2-2	5348
18	Nov. 19	@ Springfield	2-2* T	9-3-5-1	T-1	Briere		Labbe/Esche	33	37	0-3	2-3	5007
19	Nov. 20	@ Portland	2-3 L	9-4-5-1	T-2	Church		Hnilicka/Brochu	34	40	2-5	5-6	4416
20	Nov. 24	@ Hershey	4-3 W	10-4-5-1	T-1	Gernander		Labbe/Aebischer	41	25	1-4	2-3	6704
21	Nov. 25	Saint John	2-3 L	10-5-5-1	2	Tkaczuk		Hnilicka-Labbe/Giguere	37	31	0-1	5-6	5169
22	Nov. 27	@ Springfield	2-4 L	10-6-5-1	3	Tiley		Labbe/DesRochers	41	29	0-6	4-4	5012
23	Nov. 28	Springfield	2-1 W	11-6-5-1	2	Armstrong		Labbe/DesRochers	39	30	1-6	4-5	4807
24	Dec. 3	@ St. John's	3-2 W	12-6-5-1	3	Harder		Hnilicka/Waite	48	29	2-6	1-2	3010
25	Dec. 4	@ St. John's	6-3 W	13-6-5-1	1	Hall		Labbe/Waite	44	37	1-2	3-4	3125
26	Dec. 8	@ Worcester	4-2 W	14-6-5-1	1	Witehall		Hnilicka-Labbe/Johnson	30	27	1-2	4-4	2160
27	Dec. 10	@ Lowell	1-4 L	14-7-5-1	1	Belanger		Labbe-Hnilicka/Scott	31	24	0-6	2-2	2899
28	Dec. 11	Springfield	5-4* W	15-7-5-1	1	Harder		Labbe/DesRochers-Daigle	42	40	1-2	2-5	5517
29	Dec. 17	Kentucky	1-3 L	15-8-5-1	3	Lipsett		Hnilicka/Kiprusoff	39	29	0-8	4-4	5263
30	Dec. 18	Quebec	5-3 W	16-8-5-1	2	Smyth		Labbe/Murphy-Garon	36	23	2-3	3-5	6044
31	Dec. 26	Springfield	4-3 W	17-8-5-1	T-1	Goneau		Labbe/DesRochers	26	33	1-4	6-7	6033
32	Dec. 28	@ Providence	4-3 W	18-8-5-1	T-1	Smyth		Hnilicka/Whitmore	24	32	2-8	4-7	6335
33	Dec. 29	Worcester	4-1 W	19-8-5-1	T-1	Virtue		Labbe/Exner	24	33	0-3	4-5	8647
34	Jan. 1	@ Springfield	2-7 L	19-9-5-1	2	Tiley		Hnilicka/DesRochers	33	30	1-6	5-5	4595
35	Jan. 2	Portland	5-7 L	19-10-5-1	2	Church		Labbe/Brochu	36	39	3-7	2-4	5195
36	Jan. 7	@ Kentucky	2-1 W	20-10-5-1	2	Harder		Labbe/Kiprusoff	38	29	1-7	7-7	4885
37	Jan. 8	@ Cincinnati	1-0 W	21-10-5-1	2	Smyth		Hnilicka/Naumenko	25	26	0-3	6-6	7036
38	Jan. 11	@ Louisville	3-5 L	21-11-5-1	2	Boguniecki		Hnilicka/Gauthier	29	29	1-8	6-8	3473
39	Jan. 14	@ Worcester	2-3 L	21-12-5-1	2	Reasoner		Labbe/Johnson	27	37	0-4	5-6	6877
40	Jan. 15	Philadelphia	1-2 L	21-13-5-1	2	Greig		Labbe/Little	42	36	1-7	4-4	9120
41	Jan. 19	@ Lowell	5-3 W	22-13-5-1	2	Harder		Hnilicka/Scott	23	35	1-1	2-3	1648
42	Jan. 21	@ Hamilton	3-2* W	23-13-5-1	2	Gernander		Labbe/Heffler	19	37	1-2	5-6	6917
43	Jan. 22	Providence	3-4 L	23-14-5-1	2	Lovell		Hnilicka/Grahame	47	34	1-4	3-6	12285
44	Jan. 23	Hamilton	2-6 L	23-15-5-1	2	Norton		Labbe/Minard	41	30	0-6	3-3	4912
45	Jan. 25	Saint John	3-2 W	24-15-5-1	2	Tuzzolino		Labbe/Giguere	34	31	0-4	3-3	3564
46	Jan. 27	@ Springfield	2-2* T	24-15-6-1	2	Houde		Labbe/DesRochers	28	34	0-1	3-5	3013
47	Jan. 28	W-B/Scranton	5-3 W	25-15-6-1	2	Stock		Hnilicka/Bach	34	42	2-5	5-6	6486
48	Jan. 29	Quebec	3-2 W	26-15-6-1	2	Harder		Labbe/Garon	23	44	0-1	4-5	7436
49	Feb. 4	@ Quebec	6-2 W	27-15-6-1	2	Smyth		Hnilicka/Murphy-Garon	24	30	1-3	3-4	3779
50	Feb. 5	@ Quebec	6-3 W	28-15-6-1	2	Kenady		Labbe/Garon	34	43	2-7	4-4	4414
51	Feb. 11	@ Saint John	5-1 W	29-15-6-1	2	Smyth		Hnilicka/Matile-Bailey	27	26	1-4	5-6	2921
52	Feb. 12	@ Saint John	0-3 L	29-16-6-1	2	Scoville		Hnilicka/Matile	42	33	0-6	3-3	5838
53	Feb. 16	Lowell	4-1 W	30-16-6-1	2	Vasiliev		Labbe/Valiquette	29	23	2-6	5-6	4557
54	Feb. 19	St. John's	3-0 W	31-16-6-1	2	Dawe		Hnilicka/Waite	44	23	0-6	8-8	7479
55	Feb. 20	@ Worcester	4-3 W	32-16-6-1	2	Dawe		Labbe/Johnson	35	35	2-4	6-7	8377
56	Feb. 21	Providence	5-1 W	33-16-6-1	2	Witehall		Hnilicka/Whitmore-Gingras	31	37	1-3	6-7	5280
57	Feb. 23	Cincinnati	5-2 W	34-16-6-1	2	Armstrong		Hnilicka/Hoople	33	29	1-5	6-7	6282
58	Feb. 25	Portland	2-1 W	35-16-6-1	2	Armstrong		Hnilicka/Brochu	32	29	1-5	6-6	6752
59	Feb. 26	St. John's	2-4 L	35-17-6-1	2	MacLean		Labbe/Waite	45	25	1-5	0-1	6659
60	Feb. 27	@ W-B/Scranton	3-2 W	36-17-6-1	2	Smyth		Labbe/Bach	33	33	1-5	6-7	8191
61	Mar. 3	@ Springfield	5-2 W	37-17-6-1	2	Witehall		Labbe/Daigle	28	42	1-4	7-8	7422
62	Mar. 4	Philadelphia	2-5 L	37-18-6-1	2	Tory		Hnilicka/Amidovski	42	32	1-6	4-5	7165
63	Mar. 5	@ Worcester	2-2* T	37-18-7-1	2	Kenady		Labbe/Johnson	30	39	0-4	3-3	4748
64	Mar. 8	Worcester	5-3 W	38-18-7-1	2	Gernander		Labbe/Johnson	35	36	0-2	5-5	4495
65	Mar. 10	Lowell	5-1 W	39-18-7-1	T-1	Gernander		Hnilicka/Luongo	33	20	2-8	3-3	5058
66	Mar. 11	Providence	3-2 W	40-18-7-1	T-1	Gernander		Labbe/Gingras	29	38	1-6	5-5	8009
67	Mar. 15	@ Albany	2-1* W	41-18-7-1	1	Smyth		Hnilicka/F. Henry	62	29	0-5	1-1	3012
68	Mar. 17	Hershey	3-6 L	41-19-7-1	1	Walby		Labbe/Aebischer	36	26	0-3	2-3	4812
69	Mar. 18	Worcester	3-0 W	42-19-7-1	1	Smyth		Hnilicka/Johnson	33	23	1-4	7-7	6727
70	Mar. 19	@ Portland	2-1 W	43-19-7-1	1	Goneau		Labbe/Brochu	28	34	1-2	3-3	4359
71	Mar. 24	@ Philadelphia	4-0 W	44-19-7-1	1	Hall		Labbe-Hnilicka/Little	37	27	2-7	6-6	12379
72	Mar. 25	Worcester	4-0 W	45-19-7-1	1	Goneau		Hnilicka/Johnson	34	44	2-7	9-9	6424
73	Mar. 29	Providence	3-1 W	46-19-7-1	1	Gernander		Hnilicka/Gingras	32	31	1-4	4-4	4562
74	Mar. 31	@ Providence	4-2 W	47-19-7-1	1	Smyth		Labbe/Whitmore	26	31	1-5	5-6	7957
75	Apr. 1	Portland	1-4 L	47-20-7-1	1	Herr		Labbe/Charpentier	38	32	1-6	5-7	6711
76	Apr. 2	Springfield	1-0 W	48-20-7-1	1	Witehall		Labbe/DesRochers	36	36	0-5	5-5	5496
77	Apr. 5	Portland	1-0 W	49-20-7-1	1	Armstrong		Hnilicka/Charpentier	30	20	1-4	2-2	4862
78	Apr. 7	@ Rochester	2-3 L	49-21-7-1	1	Method		Hnilicka/Daubenspeck	34	28	0-3	3-3	11200
79	Apr. 8	Springfield	2-3 L	49-22-7-1	1	Streit		Labbe/Esche	37	27	0-6	4-5	7881
80	Apr. 9	@ Providence	1-2* RT	49-22-7-2	1	DeSantis		Labbe/Brumby	34	30	0-4	4-4	6298

* - Overtime

- Sellout

ALL-TIME WOLF PACK/WHALE TEAM GAME-BY-GAME (cont.)

1998-99:

#	Date	Opponent	Result	Record	Standings	Division		Goal	Goaltenders	SF	SA	PP	PK	Att.
						GW/GT								
1	Oct. 9	@ New Haven	6-3 W	1-0-0-0	T-1		Goneau	Labbe/Fountain	36	26	2-4	7-10	6391	
2	Oct. 10	Providence	5-1 W	2-0-0-0	1		Berg	Whitmore/Carey	22	37	2-6	7-8	10641	
3	Oct. 11	@ Providence	6-4 W	3-0-0-0	1		Goneau	Labbe/Grahame-Carey	40	33	2-9	4-5	2507	
4	Oct. 17	Springfield	3-1 W	4-0-0-0	T-1		Witehall	Whitmore/Daigle	40	23	0-6	5-6	7049	
5	Oct. 23	New Haven	4-3 W	5-0-0-0	1		Dube	Labbe/T. MacDonald	36	24	0-5	4-6	6321	
6	Oct. 24	Albany	3-4 L	5-1-0-0	1		Daniels	Whitmore/Shulmistra	42	36	3-9	4-5	6576	
7	Oct. 30	@ Cincinnati	4-7 L	5-2-0-0	1		Banham	Labbe/Askey	37	35	1-3	3-5	3337	
8	Oct. 31	@ Kentucky	2-3 L	5-3-0-0	1		Korolyuk	Whitmore/Nabokov	28	39	1-3	2-5	4056	
9	Nov. 4	Providence	4-2 W	6-3-0-0	1		Witehall	Labbe/Carey	30	37	0-3	4-4	4451	
10	Nov. 6	@ Springfield	5-3 W	7-3-0-0	1		G. Smith	Labbe/Esche-Daigle	22	39	1-6	5-6	5306	
11	Nov. 7	Hamilton	2-1 W	8-3-0-0	1		Dube	Labbe/Passmore	27	34	1-4	7-7	7928	
12	Nov. 10	Portland	3-5 L	8-4-0-0	2		Dumont	Whitmore/Rosati	34	32	0-6	2-2	5361	
13	Nov. 13	Springfield	4-3 W	9-4-0-0	2		Thompson	Labbe/Daigle	29	35	1-3	3-5	7288	
14	Nov. 14	Worcester	6-3 W	10-4-0-0	2		Vorobiev	Labbe/Johnson	33	37	2-5	5-5	8137	
15	Nov. 20 §	@ Philadelphia	1-2 L	10-5-0-0	T-2		Boulerice	Labbe/Pelletier	33	32	0-3	5-6	18907	
16	Nov. 21	@ Hershey	2-5 L	10-6-0-0	3		Parker	Whitmore/Aebischer	40	33	1-5	3-4	6467	
17	Nov. 22 §	@ Philadelphia	4-3 W	11-6-0-0	T-2		Risidore	Labbe/Pelletier	38	29	1-5	2-5	14382	
18	Nov. 26	Providence	5-4 W	12-6-0-0	T-2		Goneau	Labbe-Whitmore/Carey	43	24	2-3	2-3	6375	
19	Nov. 28	@ Saint John	2-3 L	12-7-0-0	3		Varlamov	Whitmore/Amidovski	31	24	0-3	4-6	4448	
20	Nov. 29	New Haven	4-3 W	13-7-0-0	T-2		Goneau	Labbe/T. MacDonald	34	27	1-4	2-4	6531	
21	Dec. 4	@ Providence	2-3* OTL	13-7-1-0	3		Mann	Labbe/Grahame	27	46	1-7	3-5	8077	
22	Dec. 5	Lowell	3-2 W	14-7-1-0	3		Fraser	Whitmore/Cousineau	41	17	0-6	2-3	6542	
23	Dec. 8	Fredericton	3-3* T	14-7-1-1	3		Vorobiev	Whitmore/DeRouville	56	24	0-4	1-1	5025	
24	Dec. 11	@ Hamilton	3-4* OTL	14-7-2-1	3		Daw	Whitmore/Passmore	32	26	1-6	4-5	4405	
25	Dec. 12	@ Springfield	1-1* T	14-7-2-2	T-2		Errey	Labbe/Esche	19	23	0-5	4-4	5177	
26	Dec. 13	@ New Haven	0-4 L	14-8-2-2	T-2		Hay	Labbe/Fountain	17	35	0-4	5-6	7831	
27	Dec. 18	St. John's	3-2* W	15-8-2-2	T-2		Vasiliev	Whitmore/Robitaille	38	20	1-6	3-4	6147	
28	Dec. 19	St. John's	2-4 L	15-9-2-2	T-2		Podollan	Whitmore/Robitaille	43	29	0-5	5-5	6332	
29	Dec. 20 §§	@ Fredericton	4-1 W	16-9-2-2	1		Armstrong	Labbe/Theodore	28	16	1-7	4-4	10216	
30	Dec. 26	New Haven	3-1 W	17-9-2-2	2		Gernander	Labbe/T. MacDonald	31	22	0-5	6-6	8272	
31	Dec. 27	@ Springfield	3-4* OTL	17-9-3-2	2		Phillips	Labbe/Esche	33	28	1-3	2-4	5762	
32	Dec. 29	Rochester	4-5 L	17-10-3-2	2		Davidson	Whitmore/Biron	40	30	0-4	3-4	9391	
33	Dec. 31	Hershey	1-1* T	17-10-3-3	2		Fraser	Labbe/Aebischer	29	35	0-4	9-10	6669	
34	Jan. 2	@ St. John's	1-3 L	17-11-3-3	2		Bohonos	Labbe/Reese	41	22	0-4	4-4	3132	
35	Jan. 3	@ St. John's	5-3 W	18-11-3-3	2		Hall	Labbe/Reese	38	40	2-4	4-4	3086	
36	Jan. 5	@ Fredericton	3-4 L	18-12-3-3	2		Gendron	Labbe/DeRouville-Garon	31	27	1-7	3-4	2451	
37	Jan. 6	@ Saint John	3-1 W	19-12-3-3	2		Armstrong	Whitmore/Eisler	38	33	0-4	4-5	3733	
38	Jan. 15	Worcester	1-4 L	19-13-3-3	3		Bartecko	Labbe/Parent	32	31	0-6	3-4	7885	
39	Jan. 16	Philadelphia	6-2 W	20-13-3-3	3		Vorobiev	Whitmore/Boucher	37	23	1-8	3-4	11085	
40	Jan. 17	@ Worcester	2-5 L	20-14-3-3	T-3		Mayers	Labbe/Johnson	38	27	0-10	4-4	11972	
41	Jan. 20	Worcester	4-1 W	21-14-3-3	2		Kane	Whitmore/Johnson	35	14	1-5	4-4	5155	
42	Jan. 22	@ Worcester	3-3* T	21-14-3-4	T-2		Gernander	Whitmore/Johnson	26	32	2-6	5-5	6744	
43	Jan. 23	New Haven	1-2 L	21-15-3-4	3		Ritchie	Labbe/Fountain	33	27	0-4	5-5	10132	
44	Jan. 27	Springfield	8-5 W	22-15-3-4	T-2		Fraser	Labbe/Esche-Daigle	24	28	0-1	6-6	5102	
45	Jan. 29	Lowell	3-0 W	23-15-3-4	T-2		Vorobiev	Labbe/Cousineau	31	30	1-3	4-4	8514	
46	Jan. 30	@ Portland	4-3 W	24-15-3-4	2		Smyth	Labbe/Rosati	34	28	2-4	4-5	4124	
47	Feb. 3	@ Hershey	4-3 W	25-15-3-4	2		Hall	Labbe/Denis	34	40	1-3	3-3	4944	
48	Feb. 6	@ Springfield	1-4 L	25-16-3-4	2		Convery	Labbe/Daigle-Esche	30	29	1-6	6-6	6475	
49	Feb. 7	@ Lowell	4-4* T	25-16-3-5	2		Orszagh	Labbe/Flaherty	41	33	2-4	3-5	2666	
50	Feb. 12	@ Springfield	3-4* OTL	25-16-4-5	2		Gagnon	Labbe/Esche	28	44	1-7	9-10	6843	
51	Feb. 13	@ Worcester	3-2 W	26-16-4-5	2		Dube	Labbe/Johnson	32	37	1-5	5-5	8281	
52	Feb. 14	@ Providence	2-5 L	26-17-4-5	2		Wilson	Labbe-Heil/Grahame	24	37	1-7	6-6	7223	
53	Feb. 17	Cincinnati	4-2 W	27-17-4-5	2		Fraser	Labbe/Ram	33	36	1-2	1-2	7014	
54	Feb. 19	@ Adirondack	4-3 W	28-17-4-5	2		Purinton	Labbe/Miller-Elliott	33	33	0-2	2-2	3768	
55	Feb. 20	Fredericton	3-5 L	28-18-4-5	2		Robidas	Labbe-Heil/Theodore	39	22	1-3	2-2	11060	
56	Feb. 21	@ Lowell	0-4 L	28-19-4-5	2		Korolev	Labbe/Cousineau	29	30	0-2	3-3	3287	
57	Feb. 24	Providence	5-6 L	28-20-4-5	2		Bates	Labbe-Heil/Grahame	29	47	0-5	2-3	5752	
58	Feb. 27	Worcester	1-5 L	28-21-4-5	2		Diener	Labbe/Roche	39	31	0-6	4-4	8749	
59	Feb. 28	@ Providence	3-4* OTL	28-21-5-5	2		Robitaille	Labbe/Grahame	27	44	1-5	5-5	10252	
60	Mar. 5	@ Worcester	2-5 L	28-22-5-5	2		Nash	Labbe-Heil/Johnson	25	37	1-5	1-3	11104	
61	Mar. 6	Philadelphia	3-5 L	28-23-5-5	2		MacIsaac	Heil/Amidovski	28	37	1-4	11-14	6211	
62	Mar. 7	@ New Haven	6-3 W	29-23-5-5	2		Smyth	Labbe/T. MacDonald	28	31	2-3	3-3	6140	
63	Mar. 10	Worcester	4-1 W	30-23-5-5	2		Errey	Labbe/Johnson	28	29	0-3	2-3	5134	
64	Mar. 12	@ New Haven	2-1* W	31-23-5-5	2		Winnies	Labbe-Heil-Labbe/Fountain	40	32	1-7	8-8	6160	
65	Mar. 13	Saint John	5-7 L	31-24-5-5	2		Pankewicz	Labbe/Giguere	43	28	2-8	1-2	8553	
66	Mar. 17	@ Albany	2-5 L	31-25-5-5	2		Williams	Labbe/Buzak-Henry	22	40	0-2	1-3	2989	
67	Mar. 19	Saint John	2-5 L	31-26-5-5	2		Petrovicky	Heil/Giguere	43	20	0-10	7-9	9156	
68	Mar. 20	New Haven	3-4* OTL	31-26-6-5	2		Ritchie	Labbe/Fountain	43	29	1-3	2-3	9365	
69	Mar. 24	Springfield	3-0 W	32-26-6-5	2		Kane	Labbe/Esche	30	31	0-5	5-5	5081	
70	Mar. 27	Springfield	1-3 L	32-27-6-5	2		McCann	Labbe/Esche	30	14	1-5	5-7	7374	
71	Mar. 30	Hershey	3-1 W	33-27-6-5	2		Goneau	Labbe/Aebischer	41	31	0-4	2-2	5086	
72	Mar. 31	@ Rochester	2-5 L	33-28-6-5	2		Pittis	Labbe/Biron	33	30	1-1	3-5	7556	
73	Apr. 2	Adirondack	5-2 W	34-28-6-5	2		Kenady	Labbe-Heil/Miller	33	35	1-5	3-3	7092	
74	Apr. 3	Kentucky	1-4 L	34-29-6-5	2		Skalde	Labbe/Gauthier	37	28	1-9	5-6	6043	
75	Apr. 9	@ Providence	4-5 L	34-30-6-5	2		Nickulas	Labbe/Grahame	27	30	1-4	6-6	8877	
76	Apr. 10	@ Worcester	3-6 L	34-31-6-5	2		Nash	Labbe-Heil/Johnson	29	34	0-8	4-8	9193	
77	Apr. 11	@ New Haven	4-3 W	35-31-6-5	2		K. Brown	Labbe/T. MacDonald	24	28	1-3	6-7	7562	
78	Apr. 16	Portland	5-1 W	36-31-6-5	2		Fraser	Labbe-Deschenes-Hayes	43	34	2-3	4-4	7011	
79	Apr. 17	@ Portland	4-2 W	37-31-6-5	2		Vasiliev	Heil/Deschenes	40	39	2-7	4-6	4055	
80	Apr. 18	Providence	4-3* W	38-31-6-5	2		Armstrong	Heil/Grahame	27	36	1-4	4-6	7269	

* Overtime § at First Union Center - Philadelphia, Pa.

§§ at Molson Centre - Montreal, Que.

ALL-TIME WOLF PACK/WHALE TEAM GAME-BY-GAME (cont.)

1997-98:

#	Date	Opponent	Result	Record	Standings	Division				SF	SA	PP	PK	Att.
						GW	Goal	Goaltenders	Goal					
1.	Oct. 3	@ Providence	3-5	L	0-1-0-0	T-4	J.Y. Roy	Cloutier/Grahame	37	38	2-7	6-9	6,812	
2.	Oct. 4	Portland	2-2*	T	0-1-0-1	T-4	Batherson	Cloutier/O'Neill	27	46	0-5	9-9	12,934	
3.	Oct. 10	@ Philadelphia	5-2	W	1-1-0-1	2	A. Smith	Stauber/Little-Boucher	16	27	0-5	4-4	7,186	
4.	Oct. 11	Springfield	2-4	L	1-2-0-1	4	Kilger	Cloutier/Daigle	28	27	0-5	7-7	7,158	
5.	Oct. 13	@ Worcester	2-4	L	1-3-0-1	5	Maneluk	Stauber/Cassivi	24	34	0-6	6-7	4,247	
6.	Oct. 17	New Haven	5-2	W	2-3-0-1	5	Maudie	Cloutier/Fountain	34	23	2-8	6-7	6,179	
7.	Oct. 18	@ Portland	1-4	L	2-4-0-1	5	Poapst	Stauber/Charpentier	33	25	0-5	4-5	4,155	
8.	Oct. 22	Fredericton	0-4	L	2-5-0-1	5	Lojkin	Cloutier/Theodore	44	24	0-6	4-5	4,409	
9.	Oct. 25	Fredericton	3-2*	W	3-5-0-1	T-4	Gernander	Stauber/Vokoun	39	27	0-4	3-4	6,521	
10.	Oct. 31	Providence	4-2	W	4-5-0-1	T-4	Savard	Stauber/Tallas	38	22	1-8	4-4	5,107	
11.	Nov. 1	@ Worcester	3-6	L	4-6-0-1	T-4	Fitzpatrick	Stauber/Cassivi	38	23	1-7	6-7	8,370	
12.	Nov. 5	Hershey	2-1*	W	5-6-0-1	4	Savard	Cloutier/Franek	33	36	0-2	4-5	5,013	
13.	Nov. 7	New Haven	5-3	W	6-6-0-1	4	Stock	Cloutier/Lemanowicz	34	27	2-7	6-8	6,787	
14.	Nov. 8	Springfield	6-2	W	7-6-0-1	3	Winnes	Cloutier/Daigle-Langkow	44	41	2-7	4-4	7,233	
15.	Nov. 10	Portland	2-1*	W	8-6-0-1	3	Sevigny	Cloutier/O'Neill	35	38	0-5	7-8	5,156	
16.	Nov. 12	Worcester	5-3	W	9-6-0-1	2	Vorobiev	Cloutier/Johnson	37	30	0-4	3-3	4,882	
17.	Nov. 14	@ Springfield	3-3*	T	9-6-0-2	2	Levins	Cloutier/Langkow	36	26	0-5	2-4	3,579	
18.	Nov. 16	St. John's	2-3	L	9-7-0-2	T-2	Adams	Cloutier/Cousineau	36	24	1-5	3-4	5,518	
19.	Nov. 21	@ New Haven	5-2	W	10-7-0-2	2	Savard	Stauber/Fountain	23	32	0-3	4-5	6,295	
20.	Nov. 22	@ Hershey	6-3	W	11-7-0-2	T-1	Savard	Cloutier-Stauber/Franek-Aebischer	27	34	1-4	6-9	6,397	
21.	Nov. 26	@ New Haven	5-5*	T	11-7-0-3	1	Goneau	Stauber-Heil/Fountain	37	36	2-3	3-4	4,636	
22.	Nov. 27	Providence	6-5	W	12-7-0-3	1	Gernander	Cloutier/Tallas	37	37	3-7	5-8	6,954	
23.	Nov. 28	@ Rochester	3-2	W	13-7-0-3	1	Vorobiev	Stauber/Bales	32	33	0-2	5-5	7,240	
24.	Dec. 3	Springfield	5-3	W	14-7-0-3	1	Smyth	Cloutier/Langkow-Daigle	29	34	2-4	7-7	5,182	
25.	Dec. 5	@ Springfield	3-1	W	15-7-0-3	1	Blouin	Cloutier/Langkow	24	25	1-13	6-6	7,444	
26.	Dec. 6	Philadelphia	2-3*	OTL	15-7-1-3	1	White	Cloutier/Little	22	42	1-2	5-5	7,138	
27.	Dec. 10	New Haven	4-1	W	16-7-1-3	1	Goneau	Stauber/Fountain	27	33	1-4	5-5	5,103	
28.	Dec. 13	Providence	2-2	T	16-7-1-4	1	Richter	Stauber/Grahame	39	27	1-4	5-5	7,018	
29.	Dec. 17	Springfield	2-3	L	16-8-1-4	1	Gordon	Cloutier/Langkow	27	36	0-5	5-6	5,225	
30.	Dec. 19	@ Springfield	0-2	L	16-9-1-4	1	Simard	Cloutier/Langkow	36	26	0-2	3-3	3,960	
31.	Dec. 20	New Haven	6-1	W	17-9-1-4	1	Savard	Stauber/Fountain	34	39	1-2	4-4	6,702	
32.	Dec. 26	Hershey	3-3	T	17-9-1-5	T-1	Matte	Cloutier/Franek	28	34	2-4	7-7	6,870	
33.	Dec. 27	Worcester	4-2	W	18-9-1-5	1	Stock	Stauber/Cassivi	25	38	1-5	2-4	7,318	
34.	Dec. 29	Rochester	5-4	W	19-9-1-5	1	A. Smith	Muzzatti/Bales	24	36	0-2	4-4	6,043	
35.	Dec. 30	@ Albany	2-4	L	19-10-1-5	1	Sharifjanov	Muzzatti/Shulmistra	21	28	1-4	2-2	3,612	
36.	Dec. 31	Albany	1-1*	T	19-10-1-6	1	Zelz	Stauber/Henry	38	32	0-3	3-3	6,608	
37.	Jan. 2	Providence	2-2*	T	19-10-1-7	1	A. Smith	Stauber/Carey	30	32	0-2	2-2	8,829	
38.	Jan. 3	@ Worcester	2-7	L	19-11-1-7	T-1	Zent	Muzzatti/Johnson	41	39	0-3	5-5	6,864	
39.	Jan. 4	@ Hershey	3-4	L	19-12-1-7	T-1	Nieminen	Stauber/Denis	26	37	1-4	6-9	5,369	
40.	Jan. 8	@ Fredericton	4-3*	W	20-12-1-7	T-1	Smyth	Muzzatti/Vokoun	26	43	0-1	2-2	3,026	
41.	Jan. 10	@ Fredericton	3-5	L	20-13-1-7	2	Schmidt	Stauber/Theodore	47	26	0-6	2-4	2,732	
42.	Jan. 14	Fredericton	4-2	W	21-13-1-7	T-1	Martin	Muzzatti/Theodore	40	21	3-4	3-3	6,200	
43.	Jan. 17	Saint John	6-2	W	22-13-1-7	T-1	Stock	Stauber/Cadden	26	30	2-6	5-6	9,273	
44.	Jan. 18	@ Providence	3-2*	W	23-13-1-7	T-1	Smyth	Muzzatti/Grahame	29	43	1-7	4-4	7,554	
45.	Jan. 19	@ Worcester	2-2*	T	23-13-1-8	1	Petrovicky	Stauber/Johnson	23	34	0-3	4-4	4,062	
46.	Jan. 23	@ Springfield	4-3	W	24-13-1-8	1	Vorobiev	Muzzatti-Stauber/Daigle-Wallinheimo	23	36	1-4	3-4	6,994	
47.	Jan. 24	Springfield	4-6	L	24-14-1-8	T-1	Morgan	Stauber-Muzzatti/Wallinheimo	33	28	1-6	4-5	14,115	
48.	Jan. 28	@ Cincinnati	3-2	W	25-14-1-8	1	Sorochan	Muzzatti/Askey	42	35	0-5	4-4	2,522	
49.	Jan. 30	@ Kentucky	3-1	W	26-14-1-8	1	Smyth	Stauber/Ram	34	29	0-3	4-5	7,259	
50.	Feb. 6	@ Portland	5-4	W	27-14-1-8	1	Sevigny	Muzzatti/O'Neill	32	38	1-4	5-5	4,581	
51.	Feb. 8	@ New Haven	1-2	L	27-15-1-8	1	Rucinski	Stauber/Fountain	26	43	0-4	8-8	6,724	
52.	Feb. 13	@ Saint John	4-3	W	28-15-1-8	1	Blouin	Cloutier/Moss	47	23	0-7	3-4	4,422	
53.	Feb. 14	@ Saint John	4-1	W	29-15-1-8	1	Smyth	Stauber/Richards-Moss	34	19	2-6	5-5	5,321	
54.	Feb. 17	@ St. John's	2-3	L	29-16-1-8	1	Convery	Cloutier/Cousineau	36	29	1-4	1-1	3,198	
55.	Feb. 18	@ St. John's	5-4	W	30-16-1-8	1	Sevigny	Cloutier/Cousineau	37	35	1-4	4-4	3,008	
56.	Feb. 21	@ Saint John	3-1	W	31-16-1-8	1	Savard	Cloutier/Moss	30	34	0-5	3-4	5,175	
57.	Feb. 23	@ Fredericton	4-3	W	32-16-1-8	1	Gernander	Muzzatti/Vokoun-Theodore	27	32	0-3	4-5	2,483	
58.	Feb. 25	Springfield	3-4	L	32-17-1-8	1	Briere	Muzzatti/Legace	37	26	2-5	4-5	6,884	
59.	Feb. 27	@ Syracuse	2-0	W	33-17-1-8	1	Gernander	Stauber/Hirsch	34	34	0-4	8-8	5,897	
60.	Feb. 28	Syracuse	3-3*	T	33-17-1-9	1	Bohonos	Muzzatti/Hirsch	41	37	2-10	10-11	11,527	
61.	Mar. 1	New Haven	5-3	W	34-17-1-9	1	Vorobiev	Stauber/Fountain	31	36	1-7	7-9	6,515	
62.	Mar. 4	Worcester	6-3	W	35-17-1-9	1	Goneau	Stauber/Johnson	46	33	0-3	5-5	5,505	
63.	Mar. 6	Adirondack	6-3	W	36-17-1-9	1	Ferraro	Muzzatti/Maracle	44	30	0-6	4-6	7,095	
64.	Mar. 7	Philadelphia	1-1*	T	36-17-1-10	1	Sevigny	Stauber/Little	36	44	0-5	7-7	9,668	
65.	Mar. 8	@ Philadelphia	6-3	W	37-17-1-10	1	Hall	Muzzatti/Boucher	35	27	1-4	1-2	11,704	
66.	Mar. 11	@ New Haven	0-3	L	37-18-1-10	1	Washburn	Stauber/Fountain	32	43	0-4	6-6	4,365	
67.	Mar. 13	@ Adirondack	5-2	W	38-18-1-10	1	Smyth	Muzzatti/Maracle	39	28	1-2	5-6	3,275	
68.	Mar. 15	Saint John	6-1	W	39-18-1-10	1	Goneau	Stauber/Giguere	40	26	2-8	9-10	7,154	
69.	Mar. 18	Worcester	5-6	L	39-19-1-10	1	Petrovicky	Muzzatti/Cassivi	26	44	2-7	4-8	5,961	
70.	Mar. 20	@ Springfield	2-5	L	39-20-1-10	1	Harder	Stauber/Langkow	23	39	1-4	5-6	6,948	
71.	Mar. 21	Saint John	2-4	L	39-21-1-10	T-1	Cowan	Stauber/Moss	36	17	0-3	6-7	9,302	
72.	Mar. 27	@ Providence	6-2	W	40-21-1-10	T-1	Ferraro	Stauber/Grahame-Sundstrom	32	32	1-7	6-7	5,050	
73.	Mar. 31	St. John's	6-2	W	41-21-1-10	T-1	Vorobiev	Stauber/Cousineau	45	15	1-6	6-6	6,190	
74.	Apr. 1	Albany	2-5	L	41-22-1-10	T-1	Morrison	Stauber/Sidorkiewicz	34	27	1-5	5-5	5,274	
75.	Apr. 3	@ Providence	3-0	W	42-22-1-10	1	Brennan	Stauber/Grahame	24	31	1-4	8-8	6,186	
76.	Apr. 4	@ Albany	3-3*	T	42-22-1-11	1	Armstrong	Stauber/Shulmistra	43	39	1-8	6-7	6,529	
77.	Apr. 5	Cincinnati	1-1*	T	42-22-1-12	1	Brennan	DeRouville/Mason	47	32	1-6	6-6	8,648	
78.	Apr. 8	Kentucky	5-2	W	43-22-1-12	1	Pepperall	Stauber/Nabokov	31	20	2-6	3-4	5,515	
79.	Apr. 10	@ New Haven	2-6	L	43-23-1-12	1	Vasiljevs	DeRouville/MacDonald	30	29	1-6	6-8	6,102	
80.	Apr. 11	@ Springfield	2-3*	L	43-24-1-12	T-1	Hansen	DeRouville/Langkow	32	28	0-5	6-7	7,444	

* - Overtime

- Sellout

Hartford Wolf Pack/Connecticut Whale Regular Season Records

Team Records, Single Season

MOST VICTORIES:

50 2004-05, 2007-08.

MOST HOME VICTORIES:

30 2004-05.

MOST ROAD VICTORIES:

25 2006-07, 2007-08.

FEWEST VICTORIES:

24 2016-17.

FEWEST HOME VICTORIES:

13 2016-17.

FEWEST ROAD VICTORIES:

11 2016-17.

MOST LOSSES:

52 2016-17.

MOST HOME LOSSES:

25 2016-17.

MOST HOME REGULATION LOSSES:

23 2016-17.

MOST ROAD LOSSES:

27 2016-17.

MOST ROAD REGULATION LOSSES:

23 2016-17.

FEWEST LOSSES:

24 1999-2000, 2003-04.

FEWEST REGULATION LOSSES:

20 2007-08.

FEWEST HOME LOSSES:

10 1997-98, 2003-04, 2004-05.

FEWEST HOME REGULATION LOSSES:

8 2004-05, 2014-15.

FEWEST ROAD LOSSES:

11 1999-2000.

FEWEST ROAD REGULATION LOSSES:

9 2007-08.

MOST TIES:

12 1997-98, 2002-03, 2003-04.

MOST HOME TIES:

8 1997-98.

MOST ROAD TIES:

7 1999-2000.

FEWEST TIES:

5 1998-99.

FEWEST HOME TIES:

0 1999-2000.

FEWEST ROAD TIES:

3 1998-99.



Ryan McGill



Pierre Sevigny

Hartford Wolf Pack/Connecticut Whale Regular Season Records (cont.)

MOST POINTS:

110 2007-08 (50w-20l-2otl-8sol).

MOST HOME POINTS:

62 2004-05 (30w-8l-1otl-1sol).

MOST ROAD POINTS:

56 2007-08 (25w-9l-1otl-5sol).

FEWEST POINTS:

54 2016-17 (24w-46l-4otl-2sol).

FEWEST HOME POINTS:

28 2016-17 (13w-23l-2otl-0sol).

FEWEST ROAD POINTS:

26 2016-17 (11w-23l-2otl-2sol).

MOST GOALS:

292 2005-06.

FEWEST GOALS:

194 2016-17.

MOST ASSISTS:

490 2005-06.

FEWEST ASSISTS:

325 2016-17.

MOST SCORING POINTS:

778 2005-06 (292g, 490a).

FEWEST SCORING POINTS:

516 2016-17 (194g, 325a).

MOST GOALS AGAINST:

280 2016-17.

FEWEST GOALS AGAINST:

153 2003-04.

MOST POWER-PLAY GOALS:

95 2005-06.

FEWEST POWER-PLAY GOALS:

32 2015-16.

MOST POWER-PLAY OPPORTUNITIES:

495 2005-06.

FEWEST POWER-PLAY OPPORTUNITIES:

264 2015-16 (76-game season).

HIGHEST POWER-PLAY EFFICIENCY:

21.0 2007-08 (79 goals in 376 opportunities).

LOWEST POWER-PLAY EFFICIENCY:

12.1 2015-16 (32 goals in 264 opportunities).

HIGHEST HOME POWER-PLAY EFFICIENCY:

21.2 2000-01 (46 goals in 217 opportunities).

LOWEST HOME POWER-PLAY EFFICIENCY:

12.4 2015-16 (17 goals in 137 opportunities).

HIGHEST ROAD POWER-PLAY EFFICIENCY:

23.2 2007-08 (43 goals in 185 opportunities).

LOWEST ROAD POWER-PLAY EFFICIENCY:

10.4 2003-04 (16 goals in 154 opportunities).



Craig Weller



Dan Girardi

Hartford Wolf Pack/Connecticut Whale Regular Season Records (cont.)

MOST POWER-PLAY GOALS AGAINST:

86 2005-06.

FEWEST POWER-PLAY GOALS AGAINST:

41 2015-16 (76-game season).

50 2003-04, 2004-05 (80-game season).

MOST PENALTY-KILLING OPPORTUNITIES:

512 2005-06.

FEWEST PENALTY-KILLING OPPORTUNITIES:

251 2015-16 (76-game season).

HIGHEST PENALTY-KILLING EFFICIENCY:

89.1 2004-05 (50 goals allowed in 458 opportunities).

LOWEST PENALTY-KILLING EFFICIENCY:

77.9 2016-17 (68 goals allowed in 307 opportunities).

HIGHEST HOME PENALTY-KILLING EFFICIENCY:

91.4 2004-05 (19 goals allowed in 221 opportunities).

LOWEST HOME PENALTY-KILLING EFFICIENCY:

79.1 2010-11 (40 goals allowed in 191 opportunities).

HIGHEST ROAD PENALTY-KILLING EFFICIENCY:

86.9 2004-05 (31 goals allowed in 237 opportunities).

LOWEST ROAD PENALTY-KILLING EFFICIENCY:

76.4 2009-10 (46 goals allowed in 195 opportunities).

MOST SHORTHANDED GOALS:

22 2005-06.

FEWEST SHORTHANDED GOALS:

4 2011-12.

MOST SHORTHANDED GOALS AGAINST:

16 2002-03.

FEWEST SHORTHANDED GOALS AGAINST:

3 2011-12 (76-game season).

MOST PENALTY MINUTES:

2586 2004-05.

FEWEST PENALTY MINUTES:

754 2015-16 (76-game season).

MOST 20-GOAL SCORERS:

6 1998-99. Derek Armstrong (29), Brad Smyth (25), Vladimir Vorobiev (24), Ken Gernander (23), Christian Dube (21), Daniel Goneau (20).
2005-06. Alexandre Giroux (36), Nigel Dawes (35), Brad Smyth (34), Dwight Helminen (32), Jarkko Immonen (30), Colby Genoway (26).

MOST 30-GOAL SCORERS:

5 2005-06. Alexandre Giroux (36), Nigel Dawes (35), Brad Smyth (34), Dwight Helminen (32), Jarkko Immonen (30).

MOST HAT TRICKS:

9 2002-03. John Tripp (4), Nils Ekman (2), Jamie Lundmark, Rico Fata, Dixon Ward.

FEWEST HAT TRICKS:

0 2000-01, 2003-04, 2013-14, 2014-15, 2017-18.

MOST PLAYERS USED:

55 2017-18

MOST SHUTOUTS:

17 2003-04.

MOST HOME SHUTOUTS:

8 2003-04.

MOST ROAD SHUTOUTS:

9 2003-04.



Tim Erixon

Hartford Wolf Pack/Connecticut Whale Regular Season Records (cont.)

MOST TIMES SHUT OUT:

9 2003-04, 2012-13.

MOST TIMES SHUT OUT AT HOME:

5 2012-13.

MOST TIMES SHUT OUT ON ROAD:

5 2003-04, 2004-05.

LARGEST HOME ATTENDANCE:

288,859 1998-99.

Team Streaks

LONGEST WINNING STREAK:

9 October 16 – November 7, 2004. Ended with a 4-1 loss vs. Hershey on November 10.

LONGEST HOME WINNING STREAK:

11 December 17, 2004 - February 18, 2005. Ended with a 2-0 loss vs. Norfolk on February 20.

LONGEST ROAD WINNING STREAK:

8 December 29, 2006 – January 20, 2007. Ended with a 4-2 loss at Providence on February 7.

LONGEST WINNING STREAK AGAINST A SINGLE OPPONENT:

13 Albany, April 15, 2005 – March 27, 2009. Ended with a 2-1 home shootout loss December 13, 2009.
Adirondack/Lehigh Valley, January 17, 2014 – February 26, 2016. Ended with a 2-1 home loss February 28, 2016.

LONGEST LOSING STREAK:

11 January 2-January 28, 2012 (0w-6l-3otl-2sol). Ended with a 3-2 home win vs. Albany February 3.

LONGEST HOME LOSING STREAK:

7 October 10 – November 3, 2010 (0w-5l-2otl-0sol). Ended with a 7-1 win vs. Bridgeport on November 7.

LONGEST HOME LOSING STREAK IN REGULATION:

6 January 27 – February 19, 2010. Ended with a 4-2 win vs. Worcester February 20.

LONGEST ROAD LOSING STREAK:

14 February 18, 2017-end of 2016-17 season. (0w-13l-1otl-0sol).

LONGEST ROAD LOSING STREAK IN REGULATION:

8 March 18, 2017-end of 2016-17 season.

LONGEST LOSING STREAK AGAINST A SINGLE OPPONENT:

10 Wilkes-Barre/Scranton, February 12, 2016-October 21, 2017 (0w-9l-0otl-1sol). Ended with 7-3 home win December 15, 2017.

LONGEST UNBEATEN STREAK:

9 February 6 - February 23, 2002 (6-0-3). Ended with a 3-2 (OT) loss at Lowell on February 24.
October 16 – November 7, 2004 (9-0-0). Ended with a 4-1 loss vs. Hershey on November 10.

LONGEST HOME UNBEATEN STREAK:

11 December 17, 2004 - February 18, 2005 (11-0-0). Ended with a 2-0 loss vs. Norfolk on February 20.

LONGEST ROAD UNBEATEN STREAK:

8 February 20 - March 31, 2000 (7-0-1). Ended with a 3-2 loss at Rochester on April 7.
December 29, 2006 – January 20, 2007 (8-0-0). Ended with a 4-2 loss at Providence February 7.

LONGEST UNBEATEN STREAK AGAINST A SINGLE OPPONENT:

13 Albany, April 15, 2005 – March 27, 2009 (13-0-0). Ended with a 2-1 home shootout loss December 13, 2009.
Adirondack/Lehigh Valley, January 17, 2014 – February 26, 2016. Ended with a 2-1 home loss February 28, 2016.

LONGEST WINLESS STREAK:

11 January 2-January 28, 2012 (0w-6l-3otl-2sol). Ended with a 3-2 home win vs. Albany February 3.

LONGEST HOME WINLESS STREAK:

7 October 10 – November 3, 2010 (0w-5l-2otl-0sol). Ended with a 7-1 win vs. Bridgeport on November 7.

LONGEST ROAD WINLESS STREAK:

14 February 18, 2017-end of 2016-17 season. (0w-13l-1otl-0sol).

LONGEST WINLESS STREAK AGAINST A SINGLE OPPONENT:

10 Lowell, January 7, 2001 - January 3, 2003 (0w-4l-3otl-3t). Ended with a 4-1 win at Lowell on March 29, 2003.
Wilkes-Barre/Scranton, February 12, 2016-October 21, 2017 (0w-9l-0otl-1sol). Ended with 7-3 home win December 15, 2017.

Hartford Wolf Pack/Connecticut Whale Regular Season Records (cont.)

LONGEST STREAK, AT LEAST ONE POINT:

19 February 6 - March 15, 2002 (12w-0l-2otl-5t). Ended with a 4-1 loss at Springfield on March 16.

LONGEST STREAK, AT LEAST ONE POINT, HOME:

12 January 29-March 10, 2002 (7w-0l-4t-1otl). Ended with a 6-4 loss vs. Bridgeport on March 22.

LONGEST STREAK, AT LEAST ONE POINT, ROAD:

8 February 20 - March 31, 2000 (7-0-1). Ended with a 3-2 loss at Rochester on April 7.
February 6-March 15, 2002 (6w-0l-1t-1otl). Ended with a 4-1 loss at Springfield on March 16.
March 2, 2003-end of 2002-03 season (2w-0l-2t-4otl).
November 25-December 23, 2005 (5w-0l-1otl-2sol). Ended with a 5-0 loss at Wilkes-Barre/Scranton December 28.
December 29, 2006 – January 20, 2007 (8-0-0). Ended with a 4-2 loss at Providence February 7.

LONGEST STREAK, AT LEAST ONE POINT, AGAINST A SINGLE OPPONENT:

14 Albany, April 15, 2005 – December 13, 2009 (13w-0l-0otl-1sol). Ended with a 3-1 loss at Albany January 9, 2010.

MOST CONSECUTIVE REGULATION LOSSES:

6 November 1 – November 13, 2015. Ended with a 7-6 overtime loss vs. Wilkes-Barre/Scranton on November 15.

MOST CONSECUTIVE TIES:

3 October 8 - October 10, 1999. Ended with a 6-3 win at Syracuse on October 15.

MOST CONSECUTIVE OVERTIME GAMES:

4 March 10 - March 18, 2001 (2-1-1).
January 9 – January 16, 2015 (3-1-0).
December 1 – December 9, 2017 (2-0-1-1).
January 19 – January 26, 2018 (4-0-0-0).

MOST CONSECUTIVE SHOOTOUTS:

3 October 9 – October 15, 2011 (1-2).

MOST CONSECUTIVE GAMES NOT SHUT OUT:

73 December 23, 2000 - December 2, 2001. Ended with a 3-0 loss at Houston on December 7 (Derek Gustafson).
51 October 18, 2008 - February 14, 2009.

MOST CONSECUTIVE HOME GAMES NOT SHUT OUT:

111 November 13, 1999 - March 24, 2002. Ended with a 1-0 loss vs. Manitoba on March 29 (Alfie Michaud).
40 Entire 2005-06 season.
Entire 2007-08 season.

MOST CONSECUTIVE ROAD GAMES NOT SHUT OUT:

65 March 7, 2009 – December 15, 2010. Ended with 5-0 loss at Syracuse on December 19 (J.P. Levasseur).
40 Entire 2009-10 season.

LONGEST SHUTOUT STREAK:

227:57 November 27 – December 5, 2004. Hartford shut out Wilkes-Barre/Scranton for the final 4:22 on November 27 at Hartford, Providence for 60:00 on November 28 at Hartford, Lowell for 65:00 on December 3 at Hartford, Worcester for 60:00 on December 4 at Worcester, and Manchester for the first 38:35 on December 5 at Manchester.

LONGEST STREAK WITHOUT SCORING:

212:48 November 1 – November 11, 2015. Hartford was shut out for the final 22:13 on November 1 vs. Rochester, for 60:00 on November 4 vs. Toronto, for 60:00 on November 7 vs. Albany, for 60:00 on November 8 at Bridgeport, and for 10:35 on November 11 at Portland before scoring at 10:36 of the first period.

MOST CONSECUTIVE GOALS SCORED:

12 March 19 - March 29, 2000. Hartford scored the final two goals on Mar. 19 at Portland, all four goals on Mar. 24 at Philadelphia, all four goals on Mar. 25 vs. Worcester, and the first two goals on Mar. 29 vs. Providence.

MOST CONSECUTIVE GOALS SCORED, ONE GAME:

10 March 29, 2008 vs. Springfield. Hartford scored the last 10 goals in a 10-1 win.

MOST CONSECUTIVE GOALS ALLOWED:

13 December 27 – December 31, 2003. Hartford allowed the final two goals on December 27 vs. Bridgeport, all four goals on December 28 at Manchester, all four goals on December 30 at Worcester and the first three goals on December 31 vs. Springfield.

MOST CONSECUTIVE GOALS ALLOWED, ONE GAME:

8 October 22, 2000 at Worcester. Hartford allowed the first eight goals in an 8-2 loss.

Hartford Wolf Pack/Connecticut Whale Regular Season Records (cont.)

MOST GOALS SCORED, TWO CONSECUTIVE GAMES:

- 14** March 3 - March 4, 2001. Won 8-4 vs. Springfield and 6-4 at Springfield.
December 15 - December 18, 2002. Lost 7-4 at Providence and won 10-6 vs. Utah.
March 31 - April 1, 2006. Won 9-3 at Springfield and 5-3 vs. Springfield.
March 29 - March 30, 2008. Won 10-1 vs. Springfield and 4-3 in a shootout at Bridgeport.

MOST GOALS ALLOWED, TWO CONSECUTIVE GAMES:

- 14** January 1 - January 2, 2000. Lost 7-2 at Springfield and 7-5 vs. Portland.
December 6 - December 11, 2009. Lost 9-2 at Hershey and 5-2 vs. Portland.
February 15 - February 17, 2010. Lost 7-4 at Portland and 7-3 vs. Norfolk.
March 5 - March 10, 2017. Lost 6-3 vs. Wilkes-Barre/Scranton and 8-1 at Wilkes-Barre/Scranton.

MOST GOALS SCORED, THREE CONSECUTIVE GAMES:

- 21** March 26 - March 29, 2008. Won 8-2 at Lowell, 3-2 vs. Worcester and 10-1 vs. Springfield.

MOST GOALS ALLOWED, THREE CONSECUTIVE GAMES:

- 20** December 4 - December 6, 2009. Lost 7-1 at Manchester, 4-1 at Wilkes-Barre/Scranton and 9-2 at Hershey.
February 12 - February 15, 2010. Lost 7-1 at Providence, 6-4 vs. Bridgeport and 7-4 at Portland.
February 13 - February 17, 2010. Lost 6-4 vs. Bridgeport, 7-4 at Portland and 7-3 vs. Norfolk.

MOST GOALS SCORED, FOUR CONSECUTIVE GAMES:

- 25** March 26 - March 30, 2008. Won 8-2 at Lowell, 3-2 vs. Worcester, 10-1 vs. Springfield and 4-3 (SO) at Bridgeport.

MOST GOALS ALLOWED, FOUR CONSECUTIVE GAMES:

- 27** February 12 - February 17, 2010. Lost 7-1 at Providence, 6-4 vs. Bridgeport, 7-4 at Portland and 7-3 vs. Norfolk

MOST CONSECUTIVE GAMES WITH A POWER-PLAY GOAL:

- 10** January 1 - January 22, 2005. Hartford scored 16 goals in 57 opportunities (28.1%) during the streak.

MOST CONSECUTIVE GAMES ALLOWING A POWER-PLAY GOAL:

- 15** February 19 - March 22, 2006. Opponents scored 25 goals in 97 opportunities (25.8%) during the streak.
October 11 - November 19, 2008. Opponents scored 20 goals in 96 opportunities (20.8%) during the streak.

MOST CONSECUTIVE UNSUCCESSFUL POWER-PLAY OPPORTUNITIES:

- 32** December 14, 2014 - January 3, 2015. Hartford was unsuccessful on their last three power plays on December 14 at Bridgeport, 0-for-6 on December 19 vs. Syracuse, 0-for-4 on December 20 vs. Lehigh Valley, 0-for-5 on December 26 vs. Springfield, 0-for-2 on December 27 vs. Portland, 0-for-3 on December 31 at Portland, 0-for-6 on January 2 vs. St. John's, and was unsuccessful on their first three power plays January 3 vs. St. John's.

MOST CONSECUTIVE SUCCESSFUL PENALTY KILLS:

- 36** November 28 - December 17, 1997. Hartford was 5-for-5 on November 28 at Rochester, 7-for-7 on December 3 vs. Springfield, 6-for-6 on December 5 at Springfield, 5-for-5 on December 6 vs. Philadelphia, 5-for-5 on December 10 vs. New Haven, 5-for-5 on December 13 vs. Providence, and successful on their first three opportunities on December 17 vs. Springfield.

February 6 - February 25, 2004. Hartford killed its last two penalties on February 6 at Providence, was 7-for-7 on February 7 at Springfield, 5-for-5 on February 13 vs. Philadelphia, 2-for-2 on February 14 vs. San Antonio, 8-for-8 on February 18 at Springfield, 5-for-5 on February 20 vs. Bridgeport and 5-for-5 on February 21 vs. Worcester, and killed its first two penalties on February 25 vs. Bridgeport.

November 20 - December 5, 2004. Hartford killed its last three penalties on November 20 at Springfield, was 5-for-5 on November 24 at Wilkes-Barre/Scranton, 5-for-5 on November 26 at Bridgeport, 3-for-3 on November 27 vs. Wilkes-Barre/Scranton, 5-for-5 on November 28 vs. Providence, 6-for-6 on December 3 vs. Lowell and 6-for-6 on December 4 at Worcester, and killed its first three penalties on December 5 at Manchester.

Team Records, Single Game

MOST GOALS:

- 10** December 18, 2002 vs. Utah (10-6 win).
March 29, 2008 vs. Springfield (10-1 win).

MOST GOALS ALLOWED:

- 10** November 4, 2012 vs. Springfield (10-2 loss).

MOST GOALS, BOTH TEAMS:

- 16** December 18, 2002 vs. Utah (10-6 win).

MOST ASSISTS:

- 18** March 29, 2008 vs. Springfield (10-1 win).

MOST ASSISTS ALLOWED:

- 18** February 9, 2011 at Toronto (9-2 loss).

MOST ASSISTS, BOTH TEAMS:

- 26** October 25, 2002 at Manchester (Hartford had 11 assists, Manchester had 15).



Alexandre Giroux

Hartford Wolf Pack/Connecticut Whale Regular Season Records (cont.)

MOST POINTS:

28 March 29, 2008 vs. Springfield (10g, 18a).

MOST POINTS ALLOWED:

27 February 9, 2011 at Toronto (9-2 loss, 9g, 18a).

MOST POINTS, BOTH TEAMS:

41 October 25, 2002 at Manchester (Hartford had 7g, 11a; Manchester had 8g, 15a).
December 18, 2002 vs. Utah (Hartford had 10g, 13a; Utah had 6g, 12a).

MOST SHOTS ON GOAL:

Tot: 62 March 15, 2000 at Albany (2-1 OT win).

Reg: 60 January 5, 2007 vs. Manchester (3-2 OT loss).

MOST SHOTS ON GOAL ALLOWED:

Tot: 53 October 29, 2005 vs. Bridgeport (3-2 win).

Reg: 53 October 29, 2005 vs. Bridgeport (3-2 win).

MOST SHOTS ON GOAL, BOTH TEAMS:

Tot: 97 December 16, 2001 vs. St. John's (4-4 tie - Hartford took 53 shots, St. John's took 44).

Reg: 89 December 16, 2001 vs. St. John's (4-4 tie - Hartford took 48 shots, St. John's took 41).

February 24, 2006 vs. Springfield (4-3 win - Hartford took 58 shots, Springfield took 31).

FEWEST SHOTS ON GOAL:

12 February 17, 2015 at Portland (3-2 loss).

FEWEST SHOTS ON GOAL ALLOWED:

13 March 7, 2008 at Houston (1-0 loss).

November 19, 2010 at Springfield (5-2 win).

March 15, 2015 at Wilkes-Barre/Scranton (5-2 win).

FEWEST SHOTS ON GOAL, BOTH TEAMS:

36 March 7, 2008 at Houston (1-0 loss - Hartford took 23 shots, Houston took 13).

MOST PENALTY MINUTES:

166 February 4, 2005 at Providence (3-0 loss).

MOST PENALTY MINUTES BY OPPONENT:

138 February 4, 2005 at Providence (3-0 loss).

MOST PENALTY MINUTES, BOTH TEAMS:

304 February 4, 2005 at Providence (3-0 loss - Hartford was assessed 166 penalty minutes, Providence was assessed 138).

FEWEST PENALTY MINUTES:

2 February 26, 2000 vs. St. John's (4-2 loss).

April 17, 2005 vs. Springfield (3-1 loss).

February 18, 2007 at Providence (4-1 win).

December 30, 2007 at Manchester (5-2 win).

April 6, 2008 vs. Lowell (3-2 win).

March 6, 2010 at Hamilton (3-2 shootout loss).

March 25, 2011 vs. Charlotte (3-2 shootout win).

April 10, 2011 vs. Norfolk (6-3 loss).

December 8, 2012 at Manchester (9-2 loss).

October 31, 2015 vs. Providence (2-1 overtime win).

December 27, 2015 at Rochester (1-0 win).

January 3, 2016 vs. Wilkes-Barre/Scranton (3-2 loss).

January 8, 2016 vs. Springfield (3-2 loss).

January 24, 2016 vs. Portland (4-1 win).

February 6, 2016 at Albany (3-0 loss).

February 24, 2016 vs. Portland (1-0 loss).

April 16, 2016 at St. John's (2-1 loss).

FEWEST PENALTY MINUTES BY OPPONENT:

0 February 6, 2011 vs. Portland (3-2 loss).

January 10, 2016 vs. Albany (4-3 overtime win).

FEWEST PENALTY MINUTES, BOTH TEAMS:

4 November 6, 2009 at Providence (5-3 win - both teams were assessed two penalty minutes).

March 6, 2010 at Hamilton (3-2 shootout loss - both teams were assessed two penalty minutes).

January 8, 2016 vs. Springfield (3-2 loss - both teams were assessed two penalty minutes).

January 10, 2016 vs. Albany (4-3 overtime win - Hartford was assessed four penalty minutes, Albany none).



Brodie Dupont



Marek Hrivik

Hartford Wolf Pack/Connecticut Whale Regular Season Records (cont.)

MOST POWER-PLAY GOALS:

- 5 November 11, 2006 vs. San Antonio (9-3 win).
- February 8, 2008 at Providence (7-5 win).
- December 3, 2011 at Springfield (6-3 win).

MOST POINTS:

- 28 March 29, 2008 vs. Springfield (10g, 18a).

MOST POINTS ALLOWED:

- 27 February 9, 2011 at Toronto (9-2 loss, 9g, 18a).

MOST POINTS, BOTH TEAMS:

- 41 October 25, 2002 at Manchester (Hartford had 7g, 11a; Manchester had 8g, 15a).
- December 18, 2002 vs. Utah (Hartford had 10g, 13a; Utah had 6g, 12a).

MOST SHOTS ON GOAL:

- Tot: 62** March 15, 2000 at Albany (2-1 OT win).
- Reg: 60** January 5, 2007 vs. Manchester (3-2 OT loss).

MOST SHOTS ON GOAL ALLOWED:

- Tot: 53** October 29, 2005 vs. Bridgeport (3-2 win).
- Reg: 53** October 29, 2005 vs. Bridgeport (3-2 win).

MOST SHOTS ON GOAL, BOTH TEAMS:

- Tot: 97** December 16, 2001 vs. St. John's (4-4 tie - Hartford took 53 shots, St. John's took 44).
- Reg: 89** December 16, 2001 vs. St. John's (4-4 tie - Hartford took 48 shots, St. John's took 41).
- February 24, 2006 vs. Springfield (4-3 win - Hartford took 58 shots, Springfield took 31).

FEWEST SHOTS ON GOAL:

- 12 February 17, 2015 at Portland (3-2 loss).

FEWEST SHOTS ON GOAL ALLOWED:

- 13 March 7, 2008 at Houston (1-0 loss).
- November 19, 2010 at Springfield (5-2 win).
- March 15, 2015 at Wilkes-Barre/Scranton (5-2 win).

FEWEST SHOTS ON GOAL, BOTH TEAMS:

- 36 March 7, 2008 at Houston (1-0 loss - Hartford took 23 shots, Houston took 13).

MOST PENALTY MINUTES:

- 166 February 4, 2005 at Providence (3-0 loss).

MOST PENALTY MINUTES BY OPPONENT:

- 138 February 4, 2005 at Providence (3-0 loss).

MOST PENALTY MINUTES, BOTH TEAMS:

- 304 February 4, 2005 at Providence (3-0 loss - Hartford was assessed 166 penalty minutes, Providence was assessed 138).

FEWEST PENALTY MINUTES:

- 2 February 26, 2000 vs. St. John's (4-2 loss).
- April 17, 2005 vs. Springfield (3-1 loss).
- February 18, 2007 at Providence (4-1 win).
- December 30, 2007 at Manchester (5-2 win).
- April 6, 2008 vs. Lowell (3-2 win).
- March 6, 2010 at Hamilton (3-2 shootout loss).
- March 25, 2011 vs. Charlotte (3-2 shootout win).
- April 10, 2011 vs. Norfolk (6-3 loss).
- December 8, 2012 at Manchester (9-2 loss).
- October 31, 2015 vs. Providence (2-1 overtime win).
- December 27, 2015 at Rochester (1-0 win).
- January 3, 2016 vs. Wilkes-Barre/Scranton (3-2 loss).
- January 8, 2016 vs. Springfield (3-2 loss).
- January 24, 2016 vs. Portland (4-1 win).
- February 6, 2016 at Albany (3-0 loss).
- February 24, 2016 vs. Portland (1-0 loss).
- April 16, 2016 at St. John's (2-1 loss).

FEWEST PENALTY MINUTES BY OPPONENT:

- 0 February 6, 2011 vs. Portland (3-2 loss).
- January 10, 2016 vs. Albany (4-3 overtime win).



Mike York



Mike Mottau

Hartford Wolf Pack/Connecticut Whale Regular Season Records (cont.)

FEWEST PENALTY MINUTES, BOTH TEAMS:

- 4 November 6, 2009 at Providence (5-3 win – both teams were assessed two penalty minutes).
- March 6, 2010 at Hamilton (3-2 shootout loss – both teams were assessed two penalty minutes).
- January 8, 2016 vs. Springfield (3-2 loss – both teams were assessed two penalty minutes).
- January 10, 2016 vs. Albany (4-3 overtime win – Hartford was assessed four penalty minutes, Albany none).

MOST POWER-PLAY GOALS:

- 5 November 11, 2006 vs. San Antonio (9-3 win).
- February 8, 2008 at Providence (7-5 win).
- December 3, 2011 at Springfield (6-3 win).

MOST POWER-PLAY GOALS ALLOWED:

- 5 Nov 20, 2005 at Portland (5-3 loss).

MOST POWER-PLAY GOALS, BOTH TEAMS:

- 7 October 7, 2000 vs. Providence (9-4 loss - Hartford scored three power-play goals, Providence scored four).
- February 25, 2006 vs. Albany (5-4 win - Hartford scored three power-play goals, Albany scored four).
- February 26, 2006 at Lowell (6-5 overtime win - Hartford scored four power-play goals, Lowell scored three).
- February 8, 2008 at Providence (7-5 win - Hartford scored five power-play goals, Providence scored two).

MOST POWER-PLAY OPPORTUNITIES:

- 13 December 5, 1997 at Springfield (3-1 win - Hartford scored one goal in 13 chances).
- November 11, 2006 vs. San Antonio (9-3 win – Hartford scored five goals in 13 chances).

MOST TIMES SHORTHANDED:

- 14 March 6, 1999 vs. Philadelphia (5-3 loss - Philadelphia scored three goals in 14 chances).

MOST POWER-PLAY OPPORTUNITIES, BOTH TEAMS:

- 22 October 20, 2006 at Bridgeport (2-1 shootout win - Hartford was 1-for-12, Bridgeport was 0-for-10).

FEWEST POWER-PLAY OPPORTUNITIES:

- 0 November 17, 2007 at Lowell (3-2 win).
- February 6, 2011 vs. Portland (3-2 loss).
- March 8, 2013 at Binghamton (3-0 loss).
- January 10, 2016 vs. Albany (4-3 overtime win).
- November 16, 2016 vs. Springfield (3-2 shootout win).

FEWEST TIMES SHORTHANDED:

- 0 March 5, 2005 at San Antonio (2-0 win).
- December 15, 2017 vs. Wilkes-Barre/Scranton (7-3 win)

FEWEST POWER-PLAY OPPORTUNITIES, BOTH TEAMS:

- 1 March 5, 2005 at San Antonio (2-0 win - Hartford was 0-for-1, San Antonio was 0-for-0).

MOST SHORTHANDED GOALS:

- 3 April 3, 2009 at Providence (6-0 win).

MOST SHORTHANDED GOALS ALLOWED:

- 2 April 1, 1998 vs. Albany (5-2 loss). *same penalty*
- April 9, 1999 at Providence (5-4 loss).
- October 22, 2000 at Worcester (8-2 loss). *same penalty*
- November 13, 2005 vs. Wilkes-Barre/Scranton (5-4 loss).
- October 27, 2006 at Norfolk (3-1 loss).
- March 17, 2007 at Springfield (5-2 loss).
- December 6, 2009 at Hershey (9-2 loss).
- October 20, 2012 at Norfolk (6-3 loss).
- April 13, 2013 at Adirondack (4-3 overtime loss).

MOST SHORTHANDED GOALS, BOTH TEAMS:

- 3 October 26, 2000 vs. Kentucky (3-1 win – Hartford scored two shorthanded goals, Kentucky scored one).
- November 23, 2002 vs. Springfield (9-4 win - Hartford scored two shorthanded goals, Springfield scored one).
- December 18, 2002 vs. Utah (10-6 win - Hartford scored two shorthanded goals, Utah scored one).
- April 3, 2009 at Providence (6-0 win – Hartford scored three shorthanded goals).
- December 6, 2009 at Hershey (9-2 loss – Hershey scored two shorthanded goals, Hartford scored one).

MOST SPECIAL-TEAMS GOALS:

- 5 November 11, 2006 vs. San Antonio (9-3 win – Hartford scored five power-play goals).
- February 8, 2008 at Providence (7-5 win - Hartford scored five power-play goals).
- October 10, 2009 vs. Springfield (7-3 win – Hartford scored four power-play goals and one shorthanded goal).



Dale Weise

Hartford Wolf Pack/Connecticut Whale Regular Season Records (cont.)

MOST SPECIAL-TEAMS GOALS ALLOWED:

- 5 March 18, 1998 vs. Worcester (6-5 loss - Worcester scored four power-play goals and one shorthanded goal).
- April 10, 1999 at Worcester (6-3 loss - Worcester scored four power-play goals and one shorthanded goal).
- October 25, 2002 at Manchester (8-7 loss - Manchester scored four power-play goals and one shorthanded goal).
- November 20, 2005 at Portland (5-3 loss - Portland scored five power-play goals).
- December 6, 2009 at Hershey (9-2 loss - Hershey scored three power-play goals and two shorthanded goals).
- October 20, 2012 at Norfolk (6-3 loss - Norfolk scored three power-play goals and two shorthanded goals).

MOST SPECIAL-TEAMS GOALS, BOTH TEAMS:

- 8 January 30, 2015 vs. Bridgeport (8-6 win - both teams: three power-play goals, one shorthanded goal).

MOST UNASSISTED GOALS:

- 3 March 1, 2003 vs. Binghamton (5-1 win). Billy Tibbetts, Nils Ekman and John Tripp scored unassisted goals.
- October 31, 2003 vs. Providence (5-2 win). Richard Scott (twice) and Layne Ulmer scored unassisted goals.

MOST UNASSISTED GOALS ALLOWED:

- 3 October 7, 2000 vs. Providence (9-4 loss). Eric Manlow, Lee Goren, and Ivan Huml scored unassisted goals.
- November 11, 2015 at Portland (6-2 loss). Wade Megan, Kyle Rau and Logan Shaw scored unassisted goals.

MOST UNASSISTED GOALS, BOTH TEAMS:

- 3 October 7, 2000 vs. Providence (9-4 loss - Providence scored three unassisted goals).
- December 22, 2001 vs. Bridgeport (4-2 win - Hartford scored two unassisted goals and Bridgeport scored one).
- March 1, 2003 vs. Binghamton (5-1 win - Hartford scored three unassisted goals).
- March 12, 2003 vs. Portland (5-1 win - Hartford scored two unassisted goals and Portland scored one).
- October 31, 2003 vs. Providence (5-2 win - Hartford scored three unassisted goals).
- January 9, 2010 at Albany (3-1 loss - Albany scored two unassisted goals and Hartford scored one).
- November 11, 2015 at Portland (6-2 loss - Portland scored three unassisted goals).
- November 4, 2016 vs. Bridgeport (5-4 overtime loss - Bridgeport scored two unassisted goals and Hartford scored one).
- April 7, 2017 vs. Springfield (4-3 win - Springfield scored two unassisted goals and Hartford scored one).
- April 14, 2017 at Utica (5-4 loss - Hartford scored two unassisted goals and Utica scored one).

MOST EMPTY-NET GOALS:

- 2 December 4, 1999 at St. John's (6-3 win).
- March 22, 2008 at Springfield (4-1 win).
- October 13, 2017 vs. Toronto (5-2 win).

MOST EMPTY-NET GOALS ALLOWED:

- 2 April 1, 1998 vs. Albany (5-2 loss).
- March 10, 2018 at Charlotte (7-3 loss).

MOST SAVES:

- Tot: 51** October 29, 2005 vs. Bridgeport (3-2 win).
- Reg: 51** October 29, 2005 vs. Bridgeport (3-2 win).

MOST SAVES BY OPPONENT:

- Tot: 60** March 15, 2000 at Albany (2-1 OT win - Frederic Henry).
- Reg: 58** January 5, 2007 vs. Manchester (3-2 OT loss - Jason LaBarbera).

LARGEST MARGIN OF VICTORY:

- 9 March 29, 2008 vs. Springfield (10-1 win).

LARGEST MARGIN OF DEFEAT:

- 8 November 4, 2012 vs. Springfield (10-2 loss).

LARGEST HOME ATTENDANCE, WEEKEND GAME:

- 21,673** February 19, 2011 (Saturday) vs. Providence (Rentschler Field).
- 14,115** January 24, 1998 (Saturday) vs. Springfield.

LARGEST HOME ATTENDANCE, WEEKDAY GAME:

- 9,391** December 29, 1998 (Tuesday) vs. Rochester.

LARGEST ROAD ATTENDANCE:

- 18,907** November 20, 1998 at Philadelphia (First Union Center).

FASTEST GOAL FROM START OF PERIOD:

- 1st :09** Nigel Dawes, April 15, 2007 at Portland.
- 2nd :10** Garth Murray, April 3, 2005 at Lowell.
- 3rd :11** Calle Andersson, March 20, 2016 at Springfield.
- Boo Nieves, October 14, 2017 at Springfield.
- OT :10** Jason Dawe, March 17, 2002 at Providence.



Mat Bodie

Hartford Wolf Pack/Connecticut Whale Regular Season Records (cont.)

FASTEST GOAL AGAINST FROM START OF PERIOD:

- 1st :08** Nate Thompson, Providence, April 4, 2008 at Providence.
2nd :08 Colton Gillies, Bridgeport, December 14, 2014 at Bridgeport.
3rd :10 Andrew Ebbett, Wilkes-Barre/Scranton, March 22, 2015 at Hartford.
Dominik Uher, Wilkes-Barre/Scranton, April 1, 2015 at Wilkes-Barre/Scranton.
OT :12 Rob Hisey, Springfield, February 26, 2010 at Hartford.

FASTEST TWO GOALS BY WHALE/WOLF PACK:

- :08** January 5, 2002 at Albany. Benoit Dusablon at 12:57 and 13:05 of the second period. Albany won, 6-5.

FASTEST TWO GOALS BY OPPONENT:

- :06** March 23, 2007 vs. Worcester. Tom Cavanagh at 18:07 and Lukas Kaspar at 18:13 of the second period. Worcester won, 5-2.
March 6, 2015 at Worcester. Daniil Tarasov at 16:47 and Micheal Haley at 16:53 of the second period. Worcester won, 5-2.
March 26, 2017 vs. Providence. Chris Porter at 2:33 and Tyler Randell at 2:39 of the second period. Providence won, 5-2.

FASTEST TWO GOALS, BOTH TEAMS:

- :06** March 23, 2007 vs. Worcester. Tom Cavanagh (W) at 18:07 and Lukas Kaspar (W) at 18:13 of the second period. Worcester won, 5-2.
March 6, 2015 at Worcester. Daniil Tarasov (W) at 16:47 and Micheal Haley (W) at 16:53 of the second period. Worcester won, 5-2.
March 26, 2017 vs. Providence. Chris Porter (P) at 2:33 and Tyler Randell (P) at 2:39 of the second period. Providence won, 5-2.
:07 December 7, 2016 vs. Toronto. Kasperi Kapanen (T) at 14:24 and Michael Joly (H) at 14:31 of the second period. Toronto won, 5-3.
January 20, 2017 vs. Toronto. Boo Nieves (H) at 6:55 and Brett Findlay (T) at 7:02 of the second period. Toronto won, 7-4.

FASTEST TWO GOALS FROM START OF GAME, BOTH TEAMS:

- :27** February 4, 2001 at Cincinnati. Antti Aalto (C) at :12 and Derek Armstrong (H) at :27. Cincinnati won, 5-2.

FASTEST THREE GOALS BY WHALE/WOLF PACK:

- 1:19** April 9, 2016 at Springfield. Chris Brown at 13:31, Daniel Paille at 13:56 and Nick Tamasky at 14:50 of the second period. Hartford won, 6-2.

FASTEST THREE GOALS BY OPPONENT:

- 1:08** January 7, 2011 at Norfolk. Mike Vernace at 11:22, Mike Angelidis at 11:45 and Chris Durno at 12:30 of the third period. Norfolk won, 5-2.

FASTEST THREE GOALS, BOTH TEAMS:

- :26** November 14, 1998 vs. Worcester. Tyler Willis (W) at 9:50, Jeremiah McCarthy (W) at 10:06, and Todd Hall (H) at 10:16 of the third period. Hartford won, 6-3.

FASTEST FOUR GOALS BY WHALE/WOLF PACK:

- 3:02** November 23, 2005 vs. Albany. Thomas Pöck at 5:58 and 7:15, Dwight Helminen at 7:41 and Nigel Dawes at 9:00 of the second period. Hartford won, 7-2.

FASTEST FOUR GOALS BY OPPONENT:

- 2:38** March 13, 1999 vs. Saint John. Martin St. Louis at 15:39, Chris Clark at 16:28, Sergei Varlamov at 17:32, and Greg Pankewicz at 18:17 of the third period. Saint John won, 7-5.

FASTEST FOUR GOALS, BOTH TEAMS:

- 1:30** February 23, 2018 vs. Hershey. Joe Whitney (Hershey) at 17:57, Scott Kosmachuk (Hartford) at 18:23, Nathan Walker (Hershey) at 18:32 and Jeremy Langlois (Hershey) at 19:27 of the third period. Hershey won, 4-2.

FASTEST FIVE GOALS BY WHALE/WOLF PACK:

- 4:52** February 8, 2008 at Providence. Andrew Hutchinson at 1:29 and 1:59, Dane Byers at 3:12 and 5:06 and Hutchinson at 6:21 of the second period. Hartford won, 7-5.

FASTEST FIVE GOALS BY OPPONENT:

- 4:10** March 13, 1999 vs. Saint John. Martin St. Louis at 15:39, Chris Clark at 16:28, Sergei Varlamov at 17:32, Greg Pankewicz at 18:17, and Eric Landry at 19:49 of the third period. Saint John won, 7-5.

FASTEST FIVE GOALS, BOTH TEAMS:

- 4:10** March 13, 1999 vs. Saint John. Martin St. Louis (S) at 15:39, Chris Clark (S) at 16:28, Sergei Varlamov (S) at 17:32, Greg Pankewicz (S) at 18:17, and Eric Landry (S) at 19:49 of the third period. Saint John won, 7-5.
4:22 December 12, 2014 vs. Worcester. Daniil Tarasov (W) at 9:43, Adam Burish (W) at 10:00, Michael Kostka (H) at 10:19, Chris Bourque (H) at 13:35 and Micheal Haley (W) at 14:05 of the second period. Hartford won, 5-3.

FASTEST SIX GOALS BY WHALE/WOLF PACK:

- 13:09** March 29, 2008 vs. Springfield. Dane Byers at 9:54, Hugh Jessiman at 10:28, Mike Ouellette at 12:37, Mike Taylor at 17:08 and Andrew Hutchinson at 18:48 of the second period; Taylor at 3:03 of the third period. Hartford won, 10-1.

FASTEST SIX GOALS BY OPPONENT:

- 14:37** February 9, 2011 at Toronto. Marcel Mueller at 10:22, Ryan Hamilton at 10:53, Jeff Cowan at 14:43 and Simon Gysbers at 16:26 of the first period; Alex Foster at 1:19 and 4:59 of the second period. Toronto won, 9-2.

Hartford Wolf Pack/Connecticut Whale Regular Season Records (cont.)

FASTEST SIX GOALS, BOTH TEAMS:

6:41 January 8, 2005 at Springfield. Ryan Craig (S) at 12:18, Nick Tarnasky (S) at 14:31, Jason Jaspers (S) at 17:14, Jozef Balej (H) at 18:12, Ryan Craig (S) at 18:25 and Alex Giroux (H) at 18:59 of the third period. Springfield won, 4-3.

FASTEST SEVEN GOALS BY WHALE/WOLF PACK:

17:44 March 29, 2008 vs. Springfield. Dane Byers at 9:54, Hugh Jessiman at 10:28, Mike Ouellette at 12:37, Mike Taylor at 17:08 and Andrew Hutchinson at 18:48 of the second period; Taylor at 3:03 and Josh Gratton at 7:38 of the third period. Hartford won, 10-1.

FASTEST SEVEN GOALS BY OPPONENT:

20:51 February 9, 2011 at Toronto. Nazem Kadri at 4:08, Marcel Mueller at 10:22, Ryan Hamilton at 10:53, Jeff Cowan at 14:43 and Simon Gysbers at 16:26 of the first period; Alex Foster at 1:19 and 4:59 of the second period. Toronto won, 9-2.

FASTEST SEVEN GOALS, BOTH TEAMS:

12:33 January 30, 2005 at Bridgeport. Craig Weller (H) at 8:23, Chad Wiseman (H) at 8:37, Jeff Hamilton (H) at 10:24, Blaine Down (B) at 12:10, Chris Campoli (B) at 14:44 and Sean Bergenheim (B) at 16:29 of the first period, and Rob Collins (B) at 0:56 of the second period.

FASTEST EIGHT GOALS BY WHALE/WOLF PACK:

29:44 March 29, 2008 vs. Springfield. Dane Byers at 9:54, Hugh Jessiman at 10:28, Mike Ouellette at 12:37, Mike Taylor at 17:08 and Andrew Hutchinson at 18:48 of the second period; Taylor at 3:03, Josh Gratton at 7:38 and Artem Anisimov at 19:38 of the third period. Hartford won, 10-1.

FASTEST EIGHT GOALS BY OPPONENT:

25:49 December 6, 2009 at Hershey. Andrew Gordon at 12:22 and Andrew Joudrey at 15:26 of the first period; Gordon at 0:50, Kyle Wilson at 2:47, Michael Dubuc at 4:51, Chris Bourque at 15:23, Steve Pinizzotto at 16:46 and Pinizzotto at 18:11 of the second period. Hershey won, 9-2.

FASTEST EIGHT GOALS, BOTH TEAMS:

18:38 February 23, 2002 vs. Wilkes-Barre/Scranton. Jason Dawe (H) at 0:40, Rico Fata (H) at 1:44, Tom Kostopoulos (W) at 5:15, Peter Ratchuk (W) at 7:16, Boyd Kane (H) at 10:54, Jason MacDonald (W) at 12:04, Brad Smyth (H) at 18:26, and Tomas Surovy (W) at 19:18 of the first period.

Hartford won, 6-5.

Team Records, Single Period

MOST GOALS:

7 April 10, 2010 vs. Springfield (7-5 win, second period).

MOST GOALS ALLOWED:

6 December 6, 2009 at Hershey (9-2 loss, second period).

MOST GOALS, BOTH TEAMS:

8 February 23, 2002 vs. Wilkes-Barre/Scranton (6-5 win, first period - both teams scored four goals).
April 10, 2010 vs. Springfield (7-5 win, second period - Hartford scored seven goals, Springfield scored one).

MOST ASSISTS:

14 April 10, 2010 vs. Springfield (7-5 win, second period).

MOST ASSISTS ALLOWED:

10 March 17, 2000 vs. Hershey (6-3 loss, second period).
January 5, 2002 at Albany (6-5 loss, first period).
December 6, 2009 at Hershey (9-2 loss, second period).
February 9, 2011 at Toronto (9-2 loss, first period).
December 5, 2014 at Syracuse (6-5 loss, first period).
March 22, 2015 at Albany (5-3 loss, third period).

MOST ASSISTS, BOTH TEAMS:

16 April 10, 2010 vs. Springfield (7-5 win, second period - Hartford had 14 assists, Springfield had two).

MOST POINTS:

21 April 10, 2010 vs. Springfield (7-5 win, second period - 7g, 14a).

MOST POINTS ALLOWED:

16 December 6, 2009 at Hershey (9-2 loss, second period - 6g, 10a).

MOST POINTS, BOTH TEAMS:

24 April 10, 2010 vs. Springfield (7-5 win, second period - Hartford had 7g, 14a; Springfield had 1g, 2a).

MOST SHOTS ON GOAL:

30 January 5, 2007 vs. Manchester (3-2 overtime loss, third period).



David Urquhart

Hartford Wolf Pack/Connecticut Whale Regular Season Records (cont.)

FEWEST SHOTS ON GOAL:

- 1 January 27, 1999 vs. Springfield (8-5 win, second period).
- December 23, 2002 at Bridgeport (3-1 loss, first period).
- November 27, 2009 vs. Portland (4-3 overtime win, second period).
- March 11, 2017 at Springfield (5-2 loss, third period)

MOST SHOTS ON GOAL ALLOWED:

- 28 February 8, 2008 at Providence (7-5 win, third period).

FEWEST SHOTS ON GOAL ALLOWED:

- 1 December 12, 1998 at Springfield (1-1 tie, first period).
- March 19, 2003 at Albany (1-1 tie, third period).
- October 16, 2004 vs. Philadelphia (2-1 win, first period).
- December 28 at Worcester (4-3 loss, third period).
- April 9, 2011 vs. Bridgeport (4-3 loss, third period).
- February 1, 2014 vs. Albany (4-3 shootout win, third period).
- March 2, 2018 at Springfield (5-4 overtime loss, third period).

MOST SHOTS ON GOAL, BOTH TEAMS:

- 40 November 8, 1997 vs. Springfield (6-2 win - second period - Hartford took 15 shots, Springfield took 25).

FEWEST SHOTS ON GOAL, BOTH TEAMS:

- 6 December 12, 1998 at Springfield (1-1 tie - first period - Hartford took five shots, Springfield took one).

MOST SHOTS ON GOAL, OVERTIME:

- 13 January 11, 2006 at Bridgeport (4-3 shootout win).

MOST SHOTS ON GOAL ALLOWED, OVERTIME:

- 8 February 2, 2018 at Providence (2-1 loss).

MOST SHOTS ON GOAL, BOTH TEAMS, OVERTIME:

- 14 January 11, 2006 at Bridgeport (4-3 shootout win - Hartford took 13 shots, Bridgeport took one).

MOST POWER-PLAY GOALS:

- 5 February 8, 2008 at Providence (7-5 win, second period).
- December 3, 2011 at Springfield (6-3 win, third period).

MOST POWER-PLAY GOALS ALLOWED:

- 4 February 25, 2006 vs. Albany (5-4 win, first period).

MOST POWER-PLAY GOALS, BOTH TEAMS:

- 5 February 25, 2006 vs. Albany (5-4 win, first period - Hartford scored one power-play goal, Albany scored four).
- February 8, 2008 at Providence (7-5 win, second period - Hartford scored five power-play goals).
- December 3, 2011 at Springfield (6-3 win, third period - Connecticut scored five power-play goals).

MOST SHORTHANDED GOALS:


- 2 October 10, 1997 at Philadelphia (5-2 win, first period).
- November 9, 2002 vs. Bridgeport (6-2 win, second period).
- December 18, 2002 vs. Utah (10-6 win, third period).
- January 4, 2004 vs. Norfolk (5-2 win, first period).
- February 25, 2009 at Wilkes-Barre/Scranton (5-1 win, third period).
- April 3, 2009 at Providence (6-0 win, first period).
- January 16, 2011 vs. Wilkes-Barre/Scranton (6-3 win, first period).
- December 12, 2015 vs. Bridgeport (4-2 win, third period.)

MOST SHORTHANDED GOALS ALLOWED:

- 2 April 1, 1998 vs. Albany (5-2 loss, third period).
- October 22, 2000 at Worcester (8-2 loss, third period).



Kelsey Tessier



Bobby Andrews



Christian Dube

Hartford Wolf Pack/Connecticut Whale Regular Season Records (cont.)

MOST SHORTHANDED GOALS, BOTH TEAMS:

- 2 October 10, 1997 at Philadelphia (5-2 win, first period - Hartford scored both shorthanded goals).
- April 1, 1998 vs. Albany (5-2 loss, third period - Albany scored both shorthanded goals).
- January 23, 2000 vs. Hamilton (6-2 loss, second period - Each team scored one shorthanded goal).
- October 22, 2000 at Worcester (8-2 loss, third period - Worcester scored both shorthanded goals).
- October 26, 2000 vs. Kentucky (3-1 win, first period - Each team scored one shorthanded goal).
- October 28, 2000 vs. Lowell (7-1 win, third period - Each team scored one shorthanded goal).
- November 9, 2002 vs. Bridgeport (6-2 win, second period - Hartford scored both shorthanded goals).
- December 18, 2002 vs. Utah (10-6 win, third period - Hartford scored both shorthanded goals).
- January 4, 2004 vs. Norfolk (5-2 win, first period - Hartford scored both shorthanded goals).
- January 22, 2006 vs. Lowell (3-2 loss, third period - Each team scored one shorthanded goal).
- March 8, 2006 vs. Portland (5-1 loss, second period - Each team scored one shorthanded goal).
- January 17, 2007 vs. Providence (3-2 loss, first period - Each team scored one shorthanded goal).
- December 12, 2007 vs. Houston (6-1 loss, third period - Each team scored one shorthanded goal).
- February 25, 2009 at Wilkes-Barre/Scranton (5-1 win, third period - Hartford scored both shorthanded goals).
- April 3, 2009 at Providence (6-0 win, first period - Hartford scored both shorthanded goals).
- December 6, 2009 at Hershey (9-2 loss, second period - Each team scored one shorthanded goal).
- January 16, 2011 vs. Wilkes-Barre/Scranton (6-3 win, first period - Connecticut scored both shorthanded goals).
- March 13, 2011 at Worcester (5-4 loss, second period - Each team scored one shorthanded goal).
- December 12, 2015 vs. Bridgeport (4-2 win, third period - Hartford scored both shorthanded goals).
- December 10, 2017 vs. Springfield (5-3 win, second period - Each team scored one shorthanded goal).



Al Montoya

MOST SAVES:

- 25 February 8, 2008 at Providence (7-5 win, third period - Al Montoya).

MOST SAVES BY OPPONENT:

- 29 January 5, 2007 vs. Manchester (3-2 overtime loss, third period - Jason LaBabera).

Individual Streaks

MOST CONSECUTIVE GAMES PLAYED, REGULAR SEASON:

- 174 Ken Germander, November 5, 1999 to December 12, 2001. Missed the game on December 14 due to injury.

MOST CONSECUTIVE GAMES PLAYED, INCLUDING PLAYOFFS:

- 174 Ken Germander, November 5, 1999 to April 13, 2001. Missed the game on April 14 due to injury.

LONGEST GOAL-SCORING STREAK:

- 8 Ryan Callahan, November 22 - December 15, 2006. Scored 10 goals during the streak.

LONGEST ASSIST-SCORING STREAK:

- 12 Christian Dube, November 16 - December 17, 1997. Recorded 14 assists during the streak.

LONGEST POINT-SCORING STREAK:

- 17 Christian Dube, November 7 - December 17, 1997. Had 4+18=22 points during the streak.

MOST CONSECUTIVE GAMES PLAYED, GOALTENDER:

- 18 J-F. Labbe, January 23, 1999 - March 5, 1999. Was 7-9-1 (1 ND) during the streak.

MOST CONSECUTIVE GAMES STARTED, GOALTENDER:

- 18 J-F. Labbe, January 23, 1999 - March 5, 1999. Was 7-9-1 (1 ND) during the streak.

MOST CONSECUTIVE MINUTES PLAYED, GOALTENDER:

- 613:18 Matt Zaba, February 18 - March 7, 2009. Does not include 1:40 removed for extra attacker.

LONGEST SHUTOUT STREAK, GOALTENDER:

- 242:23 Milan Hnilicka, March 15 - March 29, 2000. Did not allow a goal for 50:55 on Mar. 15 at Albany, 60:00 on Mar. 18 vs. Worcester, 27:17 on Mar. 24 at Philadelphia, 60:00 on Mar. 25 vs. Worcester, and 44:36 on Mar. 29 vs. Providence.

MOST CONSECUTIVE WINNING DECISIONS:

- 14 Jason LaBarbera, November 27, 2004 - January 12, 2005. Ended with a 5-1 loss at Albany on January 14.

MOST CONSECUTIVE WINNING DECISIONS AT HOME:

- 10 Jason LaBarbera, November 27, 2004 - February 18, 2005. Ended with a 2-0 loss vs. Norfolk on February 20.

MOST CONSECUTIVE WINNING DECISIONS ON ROAD:

- 11 Al Montoya, November 26, 2006 - March 4, 2007 (three shootout wins). Ended with a 4-1 loss at Manchester on March 7.
- 8 Jason Muzzatti, January 8 - March 13, 1998. Streak did not end.

MOST CONSECUTIVE LOSING DECISIONS:

- 8 Yann Danis, February 4 - March 7, 2015. Ended with a 2-1 overtime win at Springfield on March 13.



Mike Harder

Hartford Wolf Pack/Connecticut Whale Regular Season Records (cont.)

MOST CONSECUTIVE LOSING DECISIONS IN REGULATION:

- 7 Chad Johnson, January 23 – March 7, 2010. Ended with a 4-2 win at Springfield on March 12.
Chad Johnson, October 20 - November 5, 2010. Ended with a 7-1 home win vs. Bridgeport November 7.

MOST CONSECUTIVE LOSING DECISIONS AT HOME:

- 6 Chad Johnson, October 10 – November 3, 2010. Ended with a 7-1 win vs. Bridgeport on November 7.
Alexandar Georgiev, November 12, 2017-January 7, 2018. Ended with a 3-2 win vs. Utica on January 19.

MOST CONSECUTIVE LOSING DECISIONS ON ROAD:

- 8 Cam Talbot, November 25, 2011- March 25, 2012. Ended with a 1-0 win at Hershey April 8.

MOST CONSECUTIVE DECISIONS WITHOUT A LOSS:

- 14 Jason LaBarbera, January 30, 2004 – March 17, 2004 (11-0-3). Ended with a 1-0 loss vs. Bridgeport on March 19.
Jason LaBarbera, November 27, 2004 – January 12, 2005 (14-0-0). Ended with a 5-1 loss at Albany on January 14.

MOST CONSECUTIVE DECISIONS AT HOME WITHOUT A LOSS:

- 13 Robb Stauber, Start of 1997-98 season - March 15, 1998 (9-0-4). Ended with a 4-2 loss vs. Saint John on March 21.

MOST CONSECUTIVE DECISIONS ON ROAD WITHOUT A LOSS:

- 11 Al Montoya, November 26, 2006 - March 4, 2007 (11-0-0, three shootout wins). Ended with a 4-1 loss at Manchester on March 7.
10 J-F. Labbe, January 21 - March 31, 2000 (8-0-2). Ended with a 2-1 (OT) loss at Providence on April 9.

MOST CONSECUTIVE DECISIONS WITHOUT A REGULATION LOSS:

- 14 Jason LaBarbera, January 30, 2004 – March 17, 2004 (11-0-3). Ended with a 1-0 loss vs. Bridgeport on March 19.
Jason LaBarbera, November 27, 2004 – January 12, 2005 (14-0-0). Ended with a 5-1 loss at Albany on January 14.

MOST CONSECUTIVE DECISIONS WITHOUT A WIN:

- 8 Johan Holmqvist, December 6, 2002 - January 3, 2003 (0-5-3). Ended with a 3-0 win at Binghamton on January 8.
Yann Danis, February 4 – March 7, 2015 (0-5-3). Ended with a 2-1 overtime win at Springfield on March 13.

MOST CONSECUTIVE DECISIONS AT HOME WITHOUT A WIN:

- 6 Chad Johnson, October 10 – November 3, 2010. Ended with a 7-1 vs. Bridgeport on November 7.
Alexandar Georgiev, November 12, 2017-January 7, 2018. Ended with a 3-2 win vs. Utica on January 19.

MOST CONSECUTIVE DECISIONS ON ROAD WITHOUT A WIN:

- 8 Cam Talbot, November 25, 2011 – March 25, 2012 (0-8-0). Ended with a 1-0 win at Hershey April 8.

MOST CONSECUTIVE APPEARANCES WITHOUT A LOSS:

- 16 Jason LaBarbera, January 30, 2004 – March 17, 2004 (11-0-3, 2 ND). Ended with a 1-0 loss vs. Bridgeport on March 19.

MOST CONSECUTIVE APPEARANCES WITHOUT A WIN:

- 9 Jeff Heil, February 14 - April 10, 1999 (0-3-0, 6 ND). Ended with a 4-2 win at Portland on April 17.
Johan Holmqvist, January 13 - February 14, 2001 (0-4-2, 3 ND). Ended with a 2-0 win vs. Saint John on February 21.
Johan Holmqvist, December 6, 2002 - January 3, 2003 (0-5-3, 1 ND). Ended with a 3-0 win at Binghamton on January 8.
Chad Johnson, January 23 – March 7, 2010 (0-7-0, 2 ND). Ended with a 4-2 win at Springfield on March 12.
Yann Danis, February 4 – March 7, 2015 (0-5-3, 1 ND), Ended with a 2-1 overtime win at Springfield on March 13.

Individual Records, Single Season

MOST GOALS:

- 50 Brad Smyth, 2000-01.

MOST ASSISTS:

- 69 Derek Armstrong, 2000-01.

MOST POINTS:

- 101 Derek Armstrong, 2000-01 (32g, 69a).

MOST PENALTY MINUTES:

- 415 Dale Purinton, 1999-2000.

MOST MINOR PENALTIES:

- 75 P.J. Stock, 1999-2000.

MOST MAJOR PENALTIES:

- 33 Devin DiDionete, 2010-11.

MOST MISCONDUCTS:

- 16 Dale Purinton, 1999-2000 (eight 10-minute misconducts, seven game misconducts, one match penalty).



Derek Armstrong

Hartford Wolf Pack/Connecticut Whale Regular Season Records (cont.)

MOST GAMES PLAYED:

- 80** Ken Gernander, 1997-98, 2000-01.
Brad Smyth, 1999-2000, 2005-06 (16 games with Hartford, 64 games with Manchester).
Burke Henry, 2000-01.
Mike Mottau, 2001-02.
Craig Weller, 2005-06.
Dwight Helminen, 2006-07.
Corey Potter, 2007-08.
Artem Anisimov, 2008-09.
Brodie Dupont, 2009-10.
Evgeny Grachev, 2009-10.

HIGHEST PLUS/MINUS RATING, FORWARD:

- +27** Rico Fata, 2001-02.
Greg Moore, 2007-08

HIGHEST PLUS/MINUS RATING, DEFENSEMAN:

- +33** Corey Potter, 2007-08.

MOST POWER-PLAY GOALS:

- 21** Brad Smyth, 2000-01.

MOST POWER-PLAY ASSISTS:

- 27** Thomas Pöck, 2005-06.

MOST POWER-PLAY POINTS:

- 37** Jarkko Immonen, 2005-06 (16g, 21a).
Andrew Hutchinson, 2007-08 (13g, 24a).
Corey Locke, 2009-10 (18g, 19a).

MOST SHORTHANDED GOALS:

- 6** Alexandre Giroux, 2005-06.

MOST SHORTHANDED ASSISTS:

- 5** Derek Armstrong, 2000-01.

MOST SHORTHANDED POINTS:

- 9** Greg Moore, 2007-08 (5g, 4a).

HIGHEST SHOOTING PERCENTAGE:

- 23.2** Dave Duerden, 2000-01 (16 goals on 69 shots).

MOST GAME-WINNING GOALS:

- 11** Brad Smyth, 1999-2000.

MOST OVERTIME GOALS:

- 3** Burke Henry, 2000-01.
Oscar Lindberg, 2014-15.

MOST SHOOTOUT GOALS:

- 6** Jeff Hamilton, Lawrence Nycholat, 2004-05.
Adam Tambellini, 2017-18.

MOST SHOOTOUT ATTEMPTS:

- 15** Brad Smyth, 2005-06 (one with Hartford and 14 with Manchester).
13 Greg Moore, 2007-08.

HIGHEST SHOOTOUT PERCENTAGE:

- 1.000** Mats Zuccarello, 2011-12 (four goals on four shots).
Marek Hrivik, 2015-16 (two goals on two shots).

MOST UNASSISTED GOALS:

- 6** Dale Weise, 2009-10.

MOST EMPTY-NET GOALS:

- 5** Jason Dawe, 2001-02.
Greg Moore, 2008-09.
Chad Nehring, 2015-16.

MOST HAT TRICKS:

- 4** John Tripp, 2002-03.



Corey Potter



Greg Moore

Hartford Wolf Pack/Connecticut Whale Regular Season Records (cont.)

MOST SHOTS ON GOAL:

384 Brad Smyth, 1999-2000.

MOST GOALS, DEFENSEMAN:

18 Andrew Hutchinson, 2007-08.

MOST ASSISTS, DEFENSEMAN:

46 Thomas Pöck, 2005-06.
Andrew Hutchinson, 2007-08.

MOST POINTS, DEFENSEMAN:

64 Andrew Hutchinson, 2007-08 (18g, 46a).

MOST POWER-PLAY GOALS, DEFENSEMAN:

13 Andrew Hutchinson, 2007-08.

MOST SHORTHANDED GOALS, DEFENSEMAN:

- 1** Adam Smith, 1997-98.
- Brent Thompson, 1997-98.
- Alexei Vasiliev, 1999-2000.
- Terry Virtue, 1999-2000, 2000-01.
- Jason Doig, 1999-2000.
- Mike Mottau, 2001-02.
- Craig Weller, 2003-04.
- Ivan Baranka, Bryce Lampman, 2005-06.
- Ivan Baranka, 2007-08.
- Ilkka Heikkinen, 2009-10.
- Corey Potter, 2009-10.
- Michael Sauer, 2009-10.
- Wade Redden, 2010-11.
- Brendan Bell, 2011-12.
- Tommy Hughes, 2014-15, 2015-16.
- Mat Bodie, 2015-16.
- Ryan Graves, 2015-16.

MOST GAME-WINNING GOALS, DEFENSEMAN:

5 Thomas Pöck, 2005-06.

MOST SHOTS ON GOAL, DEFENSEMAN:

206 Brendan Bell, 2011-12.

MOST WINS, GOALTENDER:

34 Jason LaBarbera, 2003-04.

MOST LOSSES, GOALTENDER:

28 Cam Talbot, 2012-13.

MOST TIES, GOALTENDER:

9 Jason LaBarbera, 2003-04.

MOST SHOOTOUT LOSSES, GOALTENDER:

6 Chad Johnson, 2011-12.

MOST GAMES PLAYED, GOALTENDER:

59 J-F. Labbe, 1998-99.
Jason LaBarbera, 2003-04.

MOST MINUTES PLAYED, GOALTENDER:

3393:05 Jason LaBarbera, 2003-04.

MOST SHUTOUTS:

13 Jason LaBarbera, 2003-04.

MOST SAVES:

1606 J-F. Labbe, 1998-99.

LOWEST GOALS-AGAINST AVERAGE (minimum 25 games)

1.59 Jason LaBarbera, 2003-04.

HIGHEST SAVE PERCENTAGE (minimum 25 games)

.936 Jason LaBarbera, 2003-04.



Thomas Pöck



J.F. Labbe

Hartford Wolf Pack/Connecticut Whale Regular Season Records (cont.)

MOST POINTS, GOALTENDER:

5 Al Montoya, 2006-07 (5a).

Individual Records, Single Game

MOST GOALS:

5 Jarkko Immonen, February 4, 2006 at Portland.

MOST ASSISTS:

5 Derek Armstrong, November 14, 1998 vs. Worcester.

MOST POINTS:

6 Nigel Dawes, December 8, 2007 at Worcester (2g, 4a).

MOST POINTS, DEFENSEMAN:

5 Andrew Hutchinson, February 29, 2008 vs. Norfolk (1g, 4a).

MOST POINTS, GOALTENDER:

2 Chris Holt, November 6, 2005 at Springfield (2a).
Al Montoya, January 13, 2006 vs. Hershey (2a).

MOST SHOTS ON GOAL:

13 Brad Smyth, February 7, 1999 at Lowell.

MOST SAVES:

51 Al Montoya, October 29, 2005 vs. Bridgeport.

MOST PENALTY MINUTES:

49 Martin Grenier, March 26, 2004 at Worcester. Includes two minors, one major, one misconduct and three game misconducts.

HIGHEST PLUS/MINUS RATING:

+5 Matt Kinch, December 18, 2002 vs. Utah and February 14, 2003 vs. Milwaukee.
Bryce Lampman, April 3, 2005 at Lowell.
Dwight Helminen, March 31, 2006 at Springfield.

LOWEST PLUS/MINUS RATING:

-5 Ivan Baranka, March 1, 2006 vs. Norfolk.
Pavel Valentenko, February 9, 2011 at Toronto.
Dale Weise, February 9, 2011 at Toronto.
Matt Gilroy, November 4, 2012 vs. Springfield.

MOST POWER-PLAY GOALS:

3 Ryan Callahan, November 11, 2006 vs. San Antonio.
Ryan Callahan, November 22, 2006 vs. Worcester.
Andrew Hutchinson, February 8, 2008 at Providence.

MOST SHORTHANDED GOALS:

2 Mike Ouellette, April 3, 2009 at Providence.
Chad Kolarik, January 16, 2011 vs. Wilkes-Barre/Scranton.

MOST UNASSISTED GOALS:

2 Richard Scott, October 31, 2003 vs. Providence.
Jarkko Immonen, February 4, 2006 at Portland.
P.A. Parenteau, October 10, 2009 vs. Springfield.

FASTEST TWO GOALS:

:08 Benoit Dusablon, January 5, 2002 at Albany. Scored at 12:57 and 13:05 of the second period.

FASTEST THREE GOALS:

4:52 Andrew Hutchinson, February 8, 2008 at Providence. Scored at 1:29, 1:59 and 6:21 of the second period.



Andrew Hutchinson



Ken Gernander

Individual Records, Single Period

MOST GOALS:

3 Nils Ekman, March 30, 2003 vs. Bridgeport (second period).
Jamie Lundmark, March 2, 2005 vs. Manchester (third period).
Dane Byers, March 31, 2007 vs. Manchester (second period).
Andrew Hutchinson, February 8, 2008 at Providence (second period).

Hartford Wolf Pack/Connecticut Whale Regular Season Records (cont.)

MOST ASSISTS:

- 3 Daniel Goneau, March 6, 1998 vs. Adirondack (third period).
Derek Armstrong, November 6, 1998 at Springfield (first period).
Christian Dube, February 7, 1999 at Lowell (second period).
Brad Smyth, January 19, 2000 at Lowell (second period).
Bobby Andrews, January 25, 2004 vs. Manchester (second period).
Daniel Girardi, February 17, 2006 at Albany (first period).
Corey Potter, March 24, 2007 at Wilkes-Barre/Scranton (second period).
Greg Moore, February 8, 2008 at Providence (second period).
Corey Potter, April 10, 2010 vs. Springfield (second period).
Kris Newbury, October 17, 2010 at Providence (first period).
Tim Kennedy, November 7, 2010 vs. Bridgeport (first period).
Mats Zuccarello, November 12, 2011 at St. John's (first period).
Blake Parlett, November 13, 2011 at St. John's (first period).
Kris Newbury, April 5, 2013 vs. Springfield (second period).

MOST POINTS:

- 4 Rico Fata December 8, 2001 at Houston (first period - 2g, 2a).
Bobby Andrews, January 25, 2004 vs. Manchester (second period - 1g, 3a).
Jamie Lundmark, March 2, 2005 vs. Manchester (third period - 3g, 1a).
Chad Kolarik, January 16, 2011 vs. Wilkes-Barre/Scranton (first period - 2g, 2a)

MOST SHOTS ON GOAL:

- 8 Brad Smyth, February 7, 1999 at Lowell (second period).



Brad Smyth



Oscar Lindberg



J.T. Miller

WOLF PACK/WHALE ALL-TIME SCORING AND GOALTENDING


Pos	Player	GP	G	A	Pts.	PIM	PPG	SHG	GW	OT	EN	SHO			Shots	Sh%	
												G	A	%			
RW	Smyth, Brad	345	184	181	365	409	65	0	32	4	2	36	0	1	0.0	1225	15.0
RW	Gernander, Ken	599	160	187	347	208	50	14	30	4	6	93	0	1	0.0	1319	12.1
C	Armstrong, Derek	265	105	204	309	287	26	5	10	2	9	62				797	13.2
C	Newbury, Kris	222	66	139	205	475	18	4	9	0	3	-1	5	23	21.7	622	10.6
RW	Parenteau, P.A.	184	83	121	204	286	35	1	9	3	4	29	6	16	37.5	647	12.8
LW	Hrivik, Marek	318	61	106	167	74	12	6	10	1	2	15	4	11	36.4	559	10.9
LW	Byers, Dane	255	72	91	163	546	34	2	13	3	3	4	1	9	11.1	512	14.1
LW	Dawes, Nigel	166	76	85	161	52	28	4	7	0	2	31	6	19	31.6	649	11.7
LW	Dupont, Brodie	323	59	95	154	412	16	7	12	1	0	-5	1	5	20.0	552	10.7
LW	Wiseman, Chad	191	61	79	140	184	18	6	18	3	2	21	4	9	44.4	545	11.2
RW	Moore, Greg	224	58	74	132	102	15	13	9	0	6	21	6	22	27.3	526	11.0
LW	Giroux, Alexandre	167	74	56	130	243	25	6	7	2	2	27	3	13	23.1	533	13.9
C	Anisimov, Artem	154	53	71	124	80	21	3	12	2	0	28	6	14	42.9	358	14.8
LW	Bourque, Ryan	325	57	65	122	85	10	2	8	0	2	8	1	5	20.0	620	9.2
LW	Goneau, Daniel	189	56	62	118	148	7	0	11	0	4	40				439	12.8
C	Lundmark, Jamie	165	50	68	118	220	17	4	7	1	2	-16	2	5	40.0	425	11.8
C	Immonen, Jarkko	128	50	66	116	64	26	2	9	1	0	10	7	13	53.8	429	11.7
LW	Hall, Todd	299	37	79	116	65	6	1	5	0	1	21				494	7.5
RW	Vorobiev, Vladimir	121	44	69	113	40	12	0	8	0	2	6				366	12.0
C	Ulmer, Layne	231	41	72	113	82	6	4	10	1	0	47	0	4	0.0	511	8.0
D	Mottau, Mike	170	20	93	113	125	9	1	3	2	0	38				405	4.9
D	Pock, Thomas	195	23	89	112	219	14	0	6	2	0	40	2	6	33.3	468	4.9
RW	Weise, Dale	194	57	54	111	251	12	6	12	1	2	2	1	15	6.7	396	14.4
RW	Dube, Christian	137	32	76	108	66	5	3	3	0	0	-7				382	8.4
C	Helminen, Dwight	198	49	54	103	82	9	7	8	0	2	22	2	8	25.0	393	12.5
D	Potter, Corey	246	21	81	102	257	7	1	5	0	1	63				413	5.1
C	Lindberg, Oscar	150	46	54	100	126	14	2	12	4	1	9	0	8	0.0	397	11.6
LW	Tambellini, Adam	211	46	53	99	66	15	0	6	1	3	-45	12	22	54.5	447	10.3
D	Bodie, Mat	196	20	78	98	127	7	1	4	2	1	2				314	6.4
LW	Korpikoski, Lauri	166	40	57	97	94	11	3	4	1	3	35	3	8	37.5	366	10.9
RW	Kristo, Danny	137	47	42	89	53	11	1	10	1	1	11	7	15	46.7	311	15.1
LW	Witehall, Johan	154	41	47	88	140	8	4	8	0	2	7				391	10.5
C	Moore, Dominic	148	33	55	88	138	11	2	7	2	1	17	0	1	0.0	356	9.3
C	Savard, Marc	67	24	63	87	82	6	0	6	1	0	17				205	11.7
LW	Owens, Jordan	234	30	56	86	232	0	4	9	0	0	25	1	4	25.0	341	8.8
RW	Fata, Rico	70	43	42	85	42	9	3	6	1	3	31				264	16.3
RW	Dawe, Jason	110	39	46	85	72	13	1	7	2	6	4				290	13.4
C	Locke, Corey	76	31	54	85	44	18	1	5	2	0	-5	3	6	50.0	197	15.7
RW	Weller, Craig	291	38	46	84	524	6	3	7	2	1	16				477	8.0
D	Sanguinetti, Bobby	150	15	69	84	68	6	0	3	0	0	-15	1	4	25.0	159	9.4
RW	Tessier, Kelsey	221	33	49	82	69	1	3	3	0	1	11	0	2	0.0	311	10.6
RW	Jensen, Nicklas	111	47	33	80	70	13	0	5	2	2	-20	5	7	71.4	351	13.4
C	Miller, J.T.	101	29	51	80	86	4	1	3	0	1	-5	3	8	37.5	235	12.3
D	Virtue, Terry	214	14	66	80	449	1	2	2	0	1	34				443	3.2
D	Lampman, Bryce	258	19	57	76	234	6	1	2	0	0	49	0	1	0.0	299	6.4
LW	Kane, Boyd	198	31	44	75	306	11	2	6	0	2	-10				254	12.2
RW	Jessiman, Hugh	172	32	42	74	301	5	0	5	0	0	10	2	6	33.3	365	8.8
C	Dusablon, Benoit	123	26	45	71	75	4	0	6	0	0	30				369	7.0
RW	Callahan, Ryan	71	42	28	70	101	18	4	5	1	0	14	3	4	75.0	282	14.9
C	Stock, P.J.	160	25	45	70	742	4	2	5	0	3	11				180	13.9
D	Baranka, Ivan	174	13	57	70	190	7	2	4	1	0	21			0.0	240	5.4
C	Harder, Mike	92	28	40	68	60	10	1	8	1	2	10				187	15.0
C	Larose, Cory	93	22	46	68	86	8	3	3	0	1	12				268	8.2
C	Kolarik, Chad	77	33	33	66	74	10	4	4	1	0	6	2	7	28.6	248	13.3
RW	Ekman, Nils	57	30	36	66	73	9	3	4	0	1	6				181	16.6
LW	Bourque, Chris	73	29	37	66	68	11	0	2	0	1	6	0	4	0.0	198	14.6
LW	Grachev, Evgeny	153	28	38	66	38	7	2	5	1	0	8	1	7	14.3	290	9.7
RW	Zuccarello, Mats	73	25	40	65	38	8	0	3	0	1	7	6	10	60.0	199	12.6
D	Vasiliev, Alexei	150	18	47	65	44	6	1	3	1	0	14				228	7.9
D	Allen, Conor	145	17	48	65	182	5	0	3	1	0	-4			0.0	206	8.3
LW	Audy-Marchessault, J.	76	24	40	64	50	11	1	3	0	0	1	2	12	16.7	237	10.1
LW	Ward, Dixon	67	23	41	64	108	4	2	3	0	0	2				188	12.2
D	Hutchinson, Andrew	67	18	46	64	66	13	0	2	0	0	28	0	4	0.0	151	11.9
RW	Tripp, John	80	33	30	63	90	13	0	4	0	0	10				272	12.1
D	Girardi, Daniel	111	10	53	63	60	4	0	3	0	0	18				196	5.1
D	Graves, Ryan	207	21	41	62	186	3	1	2	1	0	-26				458	4.6
D	Redden, Wade	119	12	50	62	72	5	1	2	1	1	-9	0	1	0.0	202	5.9
RW	Genoway, Colby	81	26	35	61	78	12	2	4	0	0	8	2	7	28.6	220	11.8
C	Nehring, Chad	129	26	34	60	92	2	2	5	2	5	18				221	11.8
D	Nycholat, Lawrence	166	13	47	60	268	5	0	4	0	0	36	6	9	66.7	343	3.8
RW	Grosek, Michel	60	22	37	59	179	5	1	6	1	0	22				185	11.9
D	Bannister, Drew	117	15	44	59	264	5	0	2	0	0	24				282	5.3
C	Lyashenko, Roman	71	23	35	58	44	4	0	0	0	0	25				179	12.8
C	Ouellette, Mike	146	28	29	57	40	3	5	3	0	2	27				264	10.6
D	Kinch, Matt	173	9	48	57	70	3	0	1	0	0	27				217	4.1
RW	Kenady, Chris	135	22	34	56	306	3	0	2	0	0	15				268	8.2



Ken Gernander



Nigel Dawes



Boyd Kane

WOLF PACK/WHALE ALL-TIME SCORING AND GOALTENDING (cont.)

Pos	Player	GP	G	A	Pts.	PIM	PPG	SHG	GW	OT	EN	+/-	SHO			Shots	Sh%
													G	A	%		
LW	Rissmiller, Patrick	70	14	42	56	32	1	2	1	1	0	7	2	5	40.0	150	9.3
RW	Williams, Jeremy	75	32	23	55	68	15	0	5	2	0	2	3	11	27.3	239	13.4
LW	Murray, Garth	186	25	30	55	462	4	1	4	0	0	2				273	9.2
D	Parlett, Blake	146	12	42	54	140	4	0	5	1	0	12				158	7.6
C	Winnes, Chris	97	24	29	53	41	3	3	2	1	0	-5				216	11.1
D	Henry, Burke	144	11	42	53	180	4	0	4	3	0	3				206	5.3
RW	Hamilton, Jeff	60	23	29	52	32	6	0	10	2	0	15	6	11	54.5	224	10.3
RW	Bourret, Alex	77	14	37	51	90	5	0	7	0	1	2	3	7	42.9	134	10.4
LW	Schneider, Cole	76	16	34	50	33	3	0	3	2	1	-11	0	1	0.0	172	9.3
C	Pyatt, Tom	115	19	29	48	28	5	0	2	0	0	7	1	5	20.0	188	10.1
D	Syvret, Danny	76	9	38	47	34	4	2	0	0	1	6	0	2	0.0	149	6.0
RW	Balej, Jozef	74	21	25	46	67	5	2	4	1	0	2	1	7	14.3	224	9.4
LW	Tuzzolino, Tony	79	15	31	46	177	2	0	5	0	0	8				205	7.3
D	Sauer, Michael	177	13	33	46	160	3	1	4	1	0	29	0	1	0.0	223	5.8
LW	Errey, Bob	69	18	27	45	59	5	1	1	0	0	1				163	11.0
C	Nieves, Boo	88	16	29	45	22	6	2	4	0	0	-14				103	15.5
RW	Segal, Brandon	73	24	20	44	82	3	1	4	2	0	4	1	4	25.0	170	14.1
LW	Grant, Tommy	113	20	24	44	56	2	0	3	0	0	7			0.0	166	12.0
RW	Fast, Jesper	60	19	25	44	34	9	0	8	0	1	11	1	7	14.3	93	20.4
RW	Megna, Jayson	68	15	29	44	22	5	1	2	0	0	7			0.0	184	8.2
C	Dubinsky, Brandon	71	21	22	43	115	3	1	3	0	0	8	2	4	50.0	164	12.8
D	Doig, Jason	87	8	35	43	288	2	1	1	0	0	9				183	4.4
RW	Kosmachuk, Scott	70	15	27	42	77	8	0	1	0	0	-13	3	8	37.5	135	11.1
C	Kennedy, Tim	53	12	30	42	44	6	0	3	2	1	3	1	9	11.1	90	13.3
D	Gilmour, John	120	12	30	42	40	3	0	2	0	0	-54				194	6.2
LW	Haley, Micheal	122	17	24	41	301	2	0	1	0	0	13	0	1	0.0	177	9.6
C	Fogarty, Steven	132	16	25	41	43	1	2	3	0	0	-36	2	3	66.7	159	10.1
RW	Ortmeyer, Jed	84	10	31	41	73	1	0	2	0	2	25				152	6.6
C	Garlock, Ryan	130	10	31	41	86	0	3	2	0	0	15			0.0	136	7.4
RW	Deveaux, Andre	59	20	20	40	155	13	0	2	0	0	-4	0	2	0.0	133	15.0
RW	Ferraro, Peter	36	17	23	40	54	8	2	2	0	1	3				136	12.5
C	Mueller, Chris	64	14	26	40	26	6	0	2	1	2	-2	0	2	0.0	138	10.1
D	Degon, Marvin	85	10	30	40	44	6	0	2	1	0	5	0	1	0.0	230	4.3
D	Johnson, Aaron	75	4	36	40	70	3	1	0	0	0	-2	0	1	0.0	153	2.6
D	McIlrath, Dylan	186	12	27	39	471	0	0	4	1	1	9				198	6.1
D	Pyett, Logan	74	7	32	39	35	2	0	4	1	0	10				120	5.8
D	Valentenko, Pavel	139	10	28	38	91	1	0	4	0	0	33				197	5.1
D	Heikkinen, Ilkka	72	8	30	38	27	2	1	1	0	0	-2	2	2	###	143	5.6
C	Lettieri, Vinni	64	23	14	37	35	9	0	2	1	2	-4	0	1		154	14.9
RW	Thomas, Christian	78	20	17	37	15	5	0	3	0	1	4	0	3	0.0	157	12.7
LW	Vaive, Justin	89	15	22	37	125	6	0	2	0	0	2				138	10.9
RW	Fraser, Scott	36	13	24	37	20	1	0	4	0	1	14				102	12.7
D	Vernace, Mike	90	9	28	37	71	3	0	1	0	0	9	0	1	0.0	117	7.7
D	Thompson, Brent	153	7	30	37	573	1	1	1	0	1	31				143	4.9
RW	Brown, Chris	84	17	18	35	98	5	0	4	1	0	-23	0	1	0.0	177	9.6
D	Nightingale, Jared	246	8	27	35	597	0	0	1	0	0	6				194	4.1
C	Hensick, T.J.	42	11	23	34	0	1	0	0	0	2	5	3	5	60.0	81	13.6
D	Brennan, Rich	56	6	28	34	54	4	0	1	0	0	13				202	3.0
RW	Haggerty, Ryan	76	15	18	33	34	7	0	4	1	0	-1	0	1	0.0	161	9.3
C	Andrews, Bobby	108	15	18	33	59	0	1	1	0	0	19				173	8.7
D	Bell, Brendan	65	7	26	33	68	4	1	3	2	1	-10	5	10	50.0	206	3.4
D	Erixon, Tim	52	3	30	33	42	3	0	0	0	0	5	0	1	0.0	97	3.1
LW	Yogan, Andrew	89	14	18	32	100	1	0	5	0	0	5	0	2	0.0	90	15.6
LW	Sevigny, Pierre	40	18	13	31	94	6	1	3	1	1	E				82	22.0
C	Chytil, Filip	46	11	20	31	6	2	0	3	1	0	1	1	5	20.0	110	10.0
RW	Couture, Derek	87	17	13	30	124	1	0	2	0	0	2				169	10.1
RW	Fontaine, Justin	50	9	21	30	20	3	1	2	0	0	-3	0	1	0.0	83	10.8
D	Galanov, Maxim	61	6	24	30	22	2	0	0	0	0	12				93	6.5
D	Liffiton, Dave	184	6	24	30	473	0	0	2	0	0	10				186	3.2
D	Kostka, Michael	63	5	25	30	35	1	0	0	0	1	6	0	1	0.0	109	4.6
D	Hughes, Tommy	226	5	25	30	143	0	2	0	0	1	-17				191	2.6
LW	Carey, Matt	73	21	8	29	82	4	0	2	0	0	-25				92	22.8
C	Adam, Luke	59	12	17	29	30	1	0	3	0	0	-8	2	3	66.7	121	9.9
C	Crowder, Paul	90	12	17	29	32	2	0	1	1	0	-3	0	5	0.0	132	9.1
D	Purinton, Dale	215	11	18	29	1240	1	0	1	0	1	38				197	5.6
D	Taylor, Jake	201	4	25	29	413	0	0	1	0	0	38				153	2.6
RW	Crabb, Joey	66	12	16	28	40	0	2	0	0	1	9	0	1	0.0	74	16.2
RW	Mehalko, Brad	68	10	18	28	132	0	0	1	0	0	15				64	15.6
D	Rullier, Joe	51	6	22	28	123	4	0	1	0	0	6				130	4.6
D	Skjei, Brady	76	4	24	28	36	0	0	1	1	0	-4				108	3.7
LW	Kreider, Chris	54	14	13	27	89	8	1	2	0	0	-11	0	4	0.0	121	11.6
RW	Heerema, Jeff	41	12	15	27	45	4	0	1	0	0	11				110	10.9
LW	Brown, Tyler	102	11	16	27	30	0	0	2	0	1	E				99	11.1
C	Jean, Kyle	114	11	16	27	76	2	1	1	0	0	-7	0	1	0.0	139	7.9
C	Mitchell, John	31	14	12	26	30	4	0	2	0	1	9	4	8	50.0	59	23.7
LW	Mashinter, Brandon	46	11	15	26	67	2	0	2	0	1	1	2	4	50.0	90	12.2



Jozef Balej



Dale Purinton

WOLF PACK/WHALE ALL-TIME SCORING AND GOALTENDING (cont.)

Pos	Player	GP	G	A	Pts.	PIM	PPG	SHG	GW	OT	EN	SHO SHO SHO			Shots	Sh%	
												G	A	%			
LW	Duerden, Dave	43	16	9	25	10	6	0	3	0	0	-7			69	23.2	
LW	Tarnasky, Nick	85	16	9	25	113	0	0	1	0	0	5			89	18.0	
RW	Ulmer, Jeff	48	11	14	25	34	6	1	1	0	0	-8			93	11.8	
LW	Soryal, Justin	189	11	14	25	493	0	0	2	0	0	-8			161	6.8	
C	Toms, Jeff	21	10	15	25	6	1	0	1	1	0	2			65	15.4	
D	Sproul, Ryan	44	10	15	25	28	3	0	2	1	0	-18			114	8.8	
C	Falardeau, Lee	83	6	19	25	93	0	1	1	0	0	4			114	5.3	
LW	Powe, Darroll	73	13	11	24	106	0	1	2	0	0	-3			102	12.7	
C	Catenacci, Dan	61	9	15	24	57	0	0	2	0	1	-23			78	11.5	
F	McCarthy, Chris	67	8	16	24	21	1	0	0	0	0	-4			107	7.5	
D	Bouchard, Joel	29	7	17	24	28	4	0	2	0	0	7			87	8.0	
D	Summers, Chris	161	7	17	24	139	0	0	1	0	0	-1			158	4.4	
D	Fahey, Brian	66	4	20	24	65	3	0	1	0	0	E			124	3.2	
C	Fortier, Francois	92	8	15	23	22	0	0	1	0	0	6			104	7.7	
LW	Gibbons, Brian	63	6	17	23	30	0	1	1	1	0	-5	3	6	50.0	72	8.3
RW	MacDonald, Jason	41	11	11	22	101	3	1	1	0	1	10			118	9.3	
C	Wellman, Casey	31	9	13	22	10	1	0	1	1	1	1	2	5	40.0	82	11.0
C	Oleksuk, Travis	67	7	15	22	20	2	1	2	0	2	-4			65	10.8	
LW	Lawson, Lucas	83	7	15	22	59	0	2	0	0	0	6	1	2	50.0	111	6.3
C	Taffe, Jeff	36	6	16	22	34	3	0	0	0	0	-6	0	3	0.0	94	6.4
D	Bickel, Stu	115	4	18	22	306	0	0	0	0	0	E			148	2.7	
D	Sundin, Ronnie	67	3	19	22	59	2	0	0	0	0	10			108	2.8	
LW	Gropp, Ryan	59	14	7	21	14	4	0	1	0	0	-25	2	3	66.7	91	15.4
RW	Thuresson, Andreas	73	13	8	21	38	0	0	3	0	0	-6	1	9	11.1	121	10.7
RW	Healey, Paul	50	11	10	21	37	2	2	3	0	1	2			131	8.4	
C	Severson, Cam	65	11	10	21	116	2	0	0	0	0	-3			82	13.4	
LW	DiDionete, Devin	170	10	11	21	661	0	0	1	0	1	-4			136	7.4	
D	Lintner, Richard	26	6	15	21	30	1	0	2	0	0	-2			129	4.7	
D	Diaz, Raphael	37	6	15	21	16	4	0	2	0	0	11			93	6.5	
D	Grenier, Martin	111	6	15	21	519	0	0	1	0	0	10			83	7.2	
LW	Scott, Richard	150	6	15	21	760	1	1	0	0	1	E			87	6.9	
D	Kloucek, Tomas	123	5	16	21	286	2	0	0	0	0	33			108	4.6	
D	Williams, Nigel	68	4	17	21	50	1	0	0	0	1	-3			103	3.9	
LW	Isbister, Brad	34	12	8	20	22	4	1	5	0	1	8	1	2	50.0	122	9.8
C	Donato, Ted	18	8	12	20	14	2	2	2	0	0	3			37	21.6	
LW	Glass, Tanner	74	8	12	20	109	2	0	0	0	0	-14			62	12.9	
D	Sorochan, Lee	89	7	13	20	230	0	0	1	0	0	-4			113	6.2	
D	Denisov, Vladimir	62	5	15	20	115	0	1	1	0	0	18			61	8.2	
LW	Hollweg, Ryan	88	11	8	19	252	0	0	5	0	1	-4			148	7.4	
LW	Whitney, Joe	40	9	10	19	16	3	0	0	0	1	-12	0	3	0.0	81	11.1
C	McRae, Philip	76	8	11	19	20	1	0	2	0	0	-29	0	1	0.0	129	6.2
C	Daigle, Alexandre	16	6	13	19	4	1	0	1	0	0	4			53	11.3	
D	Gilroy, Matt	39	6	13	19	18	4	0	0	0	0	-18	1	2	50.0	112	5.4
D	Kampfner, Steven	43	4	15	19	44	3	0	0	0	0	-22			99	4.0	
LW	Stals, Juris	64	4	15	19	24	0	0	0	0	1	17			84	4.8	
D	Pedrie, Vince	67	3	16	19	51	1	0	1	1	0	-18			117	2.6	
LW	Heisten, Barret	49	9	9	18	60	0	1	1	0	0	E			71	12.7	
C	Fontaine, Gabriel	68	9	9	18	2	1	1	1	0	0	-2			75	12.0	
RW	O'Donnell, Shawn	129	7	11	18	208	0	0	0	0	0	-9			126	5.6	
D	Urquhart, David	107	6	12	18	70	2	0	0	0	0	7			108	5.6	
D	Smith, Geoff	68	2	16	18	44	1	0	1	0	0	13			97	2.1	
LW	Blouin, Sylvain	53	8	9	17	286	1	0	2	0	0	-7			109	7.3	
D	Smith, Adam	93	8	9	17	174	1	1	2	0	0	12			140	5.7	
C	Tibbetts, Billy	35	7	10	17	172	0	1	1	0	0	-17			78	9.0	
D	Tyutin, Fedor	56	7	10	17	60	1	0	0	0	0	7	0	1	0.0	146	4.8
C	Malhotra, Manny	40	6	11	17	71	0	0	1	0	0	5			78	7.7	
LW	Fedorov, Fedor	38	2	15	17	80	1	0	0	0	0	-1	0	3	0.0	64	3.1
D	Pionk, Neal	48	1	16	17	20	1	0	0	0	0	-9			85	1.2	
RW	Beck, Taylor	16	6	10	16	6	2	0	0	0	0	-5			41	14.6	
C	DeSalvo, Dan	44	5	11	16	28	2	0	1	0	0	-9	1	2	50.0	70	7.1
C	Graham, Bruce	56	3	13	16	21	1	0	0	0	0	-2	0	1	0.0	61	4.9
LW	Sonnenberg, Martin	29	4	11	15	16	0	0	0	0	0	4			69	5.8	
D	Martin, Mike	60	4	11	15	70	1	0	1	0	0	18			78	5.1	
RW	Lessard, Francis	72	7	7	14	358	1	0	2	0	0	-2			65	10.8	
LW	Bell, Mark	18	6	8	14	31	1	2	1	0	1	14	0	1	0.0	37	16.2
C	Holland, Peter	16	5	9	14	21	2	1	0	0	0	-4	2	4	50.0	38	13.2
C	Andersson, Lias	25	5	9	14	8	0	0	0	0	0	E			42	11.9	
D	Kundratek, Tomas	77	2	12	14	44	0	0	0	0	0	-1	1	2	50.0	68	2.9
D	Paliotta, Michael	52	1	13	14	20	0	0	0	0	0	-1			94	1.1	
RW	Ambuhl, Anders	64	8	5	13	37	0	1	1	0	0	E	0	1	0.0	89	9.0
LW	Hagelin, Carl	17	7	6	13	6	0	1	0	0	0	12	1	2	50.0	46	15.2
LW	Sparre, Daniel	37	6	7	13	14	2	1	0	0	0	-1	1	1	100	52	11.5
D	Bigras, Chris	18	2	11	13	8	1	0	0	0	0	-3			26	7.7	
D	DeAngelo, Anthony	29	2	11	13	17	0	0	1	1	0	-12			73	2.7	
D	Collins, Sean	76	0	13	13	46	0	0	0	0	0	-2			56	0.0	
D	Robertsson, Bert	27	7	5	12	27	1	0	2	0	0	10			44	15.9	



Lee Sorochan



Fedor Tyutin



Sam Klassen

WOLF PACK/WHALE ALL-TIME SCORING AND GOALTENDING (cont.)

Pos	Player	GP	G	A	Pts.	PIM	PPG	SHG	GW	OT	EN	SHO			Shots	Sh%	
												+/-	G	A			%
LW	Gratton, Josh	20	6	6	12	72	0	0	1	0	2	9			34	17.6	
RW	Joly, Michael	28	6	6	12	6	2	0	2	0	0	-6	0	1	0.0	23	26.1
D	Andersson, Calle	47	5	7	12	18	4	0	0	0	0	-7			54	9.3	
RW	Ferriero, Benn	23	4	8	12	17	1	0	0	0	0	-6	0	1	0.0	50	8.0
D	Niemi, Jyri	65	4	8	12	35	1	0	0	0	0	2			65	6.2	
D	Finley, Jeff	42	2	10	12	28	1	0	0	0	0	16			56	3.6	
LW	Kovacs, Robin	72	2	10	12	20	0	0	0	0	0	-27			50	4.0	
LW	Paille, Daniel	23	5	6	11	6	0	0	0	0	0	2			34	14.7	
LW	Yetman, Patrick	28	5	6	11	6	2	0	0	0	0	2			36	13.9	
LW	McKelvie, Chris	61	5	6	11	66	0	0	1	0	1	5			37	13.5	
RW	Tanski, Scott	68	5	6	11	27	0	0	0	0	0	-2	0	1	0.0	68	7.4
LW	Berg, Bill	16	4	7	11	23	0	1	1	0	0	11			33	12.1	
LW	Dietrich, Brandon	48	3	8	11	11	0	0	0	0	0	1			54	5.6	
RW	Klingberg, Carl	13	2	9	11	4	0	0	0	0	0	-2			28	7.1	
RW	Cherneski, Stefan	40	2	9	11	84	1	0	0	0	0	-3			32	6.3	
RW	Chapie, Adam	55	2	9	11	12	0	0	0	0	0	-17			28	7.1	
D	Klassen, Sam	123	2	9	11	67	0	0	0	0	0	1			68	2.9	
D	Nash, Brendon	30	0	11	11	35	0	0	0	0	0	-3			33	0.0	
C	Pittman, Chris	19	5	5	10	13	1	0	1	0	0	3			23	21.7	
LW	Malone, Ryan	24	4	6	10	27	0	0	1	1	0	E	0	1	0.0	46	8.7
RW	Stromwall, Malte	44	4	6	10	20	0	0	0	0	0	-12			56	7.1	
RW	Bouchard, Francois	34	3	7	10	20	0	0	0	0	1	-1	0	2	0.0	43	7.0
D	Richter, Martin	82	3	7	10	82	1	1	1	1	0	3			74	4.1	
D	Namestnikov, John	33	1	9	10	14	0	0	1	0	0	-4			57	1.8	
D	Jackson, Dallas	44	1	9	10	18	0	0	1	0	0	3			54	1.9	
D	St. Croix, Chris	73	0	10	10	67	0	0	0	0	0	10			67	0.0	
G	Montoya, Al	119	0	10	10	29	0	0	0	0	0	---			0	0.0	
C	Betts, Blair	16	5	4	9	4	1	1	2	0	0	3			38	13.2	
LW	Roche, Kenny	17	4	5	9	10	1	0	0	0	0	-7			31	12.9	
RW	Williams, Jason	17	4	5	9	10	1	0	0	0	0	-13			38	10.5	
RW	Samuelsson, Mikael	8	3	6	9	12	1	0	1	0	0	E			26	11.5	
LW	Palmieri, Nick	30	3	6	9	19	1	0	2	0	0	E	0	3	0.0	47	6.4
C	Lee, Mark	25	3	5	8	10	0	0	1	0	1	6			31	9.7	
D	Gagnon, Sean	42	3	5	8	200	1	0	1	0	0	-2			60	5.0	
LW	Sweeney, Tim	7	2	6	8	8	2	0	0	0	0	E			20	10.0	
LW	Leedahl, Dawson	38	2	6	8	35	0	0	0	0	0	-4			34	5.9	
D	Stamler, Bretton	46	2	6	8	52	0	0	0	0	0	3			21	9.5	
D	Filipowicz, Jayme	63	2	6	8	116	0	0	0	0	0	14			55	3.6	
D	McDonagh, Ryan	38	1	7	8	12	1	0	0	0	0	1			42	2.4	
LW	Burnett, Garrett	62	6	1	7	346	1	0	0	0	0	-1			34	17.6	
LW	Voros, Aaron	23	4	3	7	23	1	0	0	0	0	-7			28	14.3	
D	Chebatuurkin, Vladimir	53	4	3	7	88	1	0	1	0	0	5			27	14.8	
LW	Henderson, Jay	14	3	4	7	27	1	1	1	0	0	-3			33	9.1	
D	Jakopin, John	42	3	4	7	99	0	0	1	0	0	7			47	6.4	
RW	Beach, Kyle	39	2	5	7	58	0	0	0	0	0	-10	0	1	0.0	51	3.9
D	Smrek, Peter	50	2	5	7	36	1	0	1	0	0	13			97	2.1	
D	MacMillan, Jeff	71	2	5	7	136	0	0	0	0	0	18			63	3.2	
LW	Inman, David	17	1	6	7	8	0	0	0	0	0	-1			17	5.9	
D	Aufiero, Pat	37	1	6	7	33	1	0	0	0	0	-5			52	1.9	
D	Del Zotto, Michael	11	0	7	7	8	0	0	0	0	0	E			24	0.0	
D	Karpa, Dave	34	0	7	7	70	0	0	0	0	0	-4			68	0.0	
LW	Avery, Sean	15	4	2	6	47	0	0	0	0	1	-1	1	2	50.0	37	10.8
C	Eizenman, Oren	33	4	2	6	6	1	0	1	0	0	-2			27	14.8	
D	Mrrvold, Anders	19	3	3	6	28	1	0	0	0	0	E			28	10.7	
LW	Brashear, Donald	27	2	4	6	25	0	0	0	0	0	-3			23	8.7	
RW	Lindbom, Johan	7	1	5	6	6	0	0	0	0	0	7			15	6.7	
LW	Tobler, Ryan	13	1	5	6	71	0	0	0	0	0	-1			15	6.7	
LW	Beleskey, Matt	14	1	5	6	11	0	0	0	0	0	-8			23	4.3	
RW	Buchnevich, Pavel	4	3	2	5	0	2	0	1	1	0	2			10	30.0	
LW	Wolski, Wojtek	6	3	2	5	0	2	0	2	1	0	-1			18	16.7	
RW	Brown, Kevin	9	3	2	5	14	1	0	1	0	0	-3			22	13.6	
C	White, Todd	9	3	2	5	0	1	0	0	0	0	-2			18	16.7	
LW	Dwyer, Gordie	15	3	2	5	117	1	0	0	0	0	3			11	27.3	
RW	Asham, Arron	25	3	2	5	32	0	0	0	0	1	1	0	2	0.0	12	25.0
D	Mertzig, Jan	35	3	2	5	14	0	0	0	0	0	-17			46	6.5	
RW	Ronning, Ty	15	2	3	5	8	0	0	0	0	0	-5			34	5.9	
C	Potulny, Ryan	25	2	3	5	10	0	0	1	0	0	1			38	5.3	
D	Crawley, Brandon	64	2	3	5	99	0	0	0	0	0	-13			43	4.7	
D	O'Sullivan, Chris	10	1	4	5	0	0	0	0	0	1	-3			38	2.6	
LW	Fritz, Mitch	11	1	4	5	34	0	0	0	0	0	3			9	11.1	
D	Kondratiev, Maxim	17	1	4	5	8	1	0	0	0	0	3			25	4.0	
D	Caims, Eric	18	1	4	5	92	0	0	0	0	0	8			24	4.2	
D	MacIsaac, Dave	24	1	4	5	21	0	0	1	1	0	-1			20	5.0	
C	Carroll, Andrew	28	1	4	5	47	0	0	0	0	0	-2			18	5.6	
D	Risidore, Ryan	49	1	4	5	81	0	0	1	0	0	-3			38	2.6	
D	Spinell, Steve	52	1	4	5	59	0	0	0	0	0	2			44	2.3	



Oren Eizenman




Andrew Carroll



Jason LaBarbera

WOLF PACK/WHALE ALL-TIME SCORING AND GOALTENDING (cont.)

Pos	Player	GP	G	A	Pts.	PIM	PPG	SHG	GW	OT	EN	+/-	SHO			Shots	Sh%
													G	A	%		
D	Bast, Ryan	68	1	4	5	164	0	0	0	0	0	10				40	2.5
D	Lefebvre, Sylvain	15	0	5	5	11	0	0	0	0	0	2				16	0.0
D	Paul, Jeff	17	0	5	5	38	0	0	0	0	0	6				15	0.0
D	Noonan, Garrett	32	0	5	5	24	0	0	0	0	0	-4				24	0.0
C	York, Mike	3	2	2	4	0	1	0	0	0	0	2				8	25.0
C	Taylor, Mike	10	2	2	4	0	0	1	0	0	0	-1				9	22.2
D	Lindgren, Ryan	10	2	2	4	23	1	0	1	0	0	4				24	8.3
C	Wells, Chris	14	2	2	4	6	0	0	0	0	0	5				15	13.3
LW	Oksanen, Ahti	15	2	2	4	2	0	0	0	0	0	1				21	9.5
LW	Combs, Jack	18	2	2	4	2	0	0	0	0	0	7				16	12.5
LW	Zaborsky, Tomas	10	1	3	4	2	0	0	0	0	0	5				16	6.3
D	Bereglaazov, Alexei	13	1	3	4	14	0	0	0	0	0	1				18	5.6
D	Kasparaitis, Darius	16	1	3	4	12	0	0	0	0	0	2				8	12.5
D	Brouillette, Julien	21	1	3	4	4	0	0	1	0	0	E				25	4.0
RW	Nicholls, Josh	22	1	3	4	4	0	0	0	0	0	-5				27	3.7
C	Maudie, Bob	23	1	3	4	8	1	0	1	0	0	-6				22	4.5
C	Albert, John	23	1	3	4	8	0	0	0	0	0	-3				33	3.0
C	McPherson, Allan	28	1	3	4	14	0	0	0	0	0	-2				17	5.9
D	Jarvis, Wes	47	1	3	4	61	0	0	0	0	0	-6				31	3.2
D	State, Jeff	49	1	3	4	131	0	0	0	0	0	8				20	5.0
D	Arsene, Dean	50	1	3	4	94	0	0	0	0	0	7				37	2.7
G	Labbe, J-F.	116	1	3	4	37	0	0	0	0	1	---				1	100.0
D	Denis, Simon	7	0	4	4	0	0	0	0	0	0	-3				9	0.0
C	McBride, Brock	8	0	4	4	9	0	0	0	0	0	4				13	0.0
D	Reese, Dylan	10	0	4	4	12	0	0	0	0	0	E				13	0.0
D	Curran, Kodie	20	0	4	4	18	0	0	0	0	0	4				16	0.0
G	Cloutier, Dan	24	0	4	4	24	0	0	0	0	0	---				0	0.0
RW	Cuthbert, Ryan	25	0	4	4	47	0	0	0	0	0	2				24	0.0
D	Campbell, Ed	27	0	4	4	33	0	0	0	0	0	-2				19	0.0
G	Johnson, Chad	136	0	4	4	4	0	0	0	0	0	---				0	0.0
RW	Selleck, Eric	32	3	0	3	46	0	0	0	0	0	-12				27	11.1
RW	Prucha, Petr	2	2	1	3	0	1	0	0	0	0	E	0	1	0.0	9	22.2
C	Christensen, Erik	5	2	1	3	8	0	0	0	0	0	E	1	1	100	11	18.2
C	Rowe, Andrew	7	2	1	3	4	0	0	0	0	0	E	1	1	100	5	40.0
LW	Gillingham, Todd	10	2	1	3	47	0	0	0	0	0	-2				11	18.2
RW	Cracknell, Adam	15	2	1	3	6	0	0	0	0	0	-5				22	9.1
RW	Cullen, Brandon	25	2	1	3	51	0	0	1	0	0	2				15	13.3
D	Wilson, Mike	5	1	2	3	5	0	0	0	0	0	7				6	16.7
RW	Puempel, Matt	5	1	2	3	0	0	0	0	0	0	2	0	1	0.0	7	14.3
D	Rodney, Bryan	8	1	2	3	0	0	0	0	0	0	3				8	12.5
C	Herbert, Caleb	8	1	2	3	10	0	0	0	0	0	-1				9	11.1
RW	Ford, Matthew	25	1	2	3	10	0	0	0	0	0	1				25	4.0
C	Wiebe, Shayne	26	1	2	3	6	0	1	0	0	0	E				28	3.6
LW	Carpentier, Benjamin	100	1	2	3	183	0	0	0	0	0	-7				27	3.7
F	Caulfield, Kevin	4	0	3	3	2	0	0	0	0	0	2				7	0.0
D	Laukkanen, Janne	5	0	3	3	2	0	0	0	0	0	4				6	0.0
D	Woywitka, Jeff	6	0	3	3	6	0	0	0	0	0	2				8	0.0
D	Eriksson, Anders	8	0	3	3	4	0	0	0	0	0	-1				17	0.0
C	Arnason, Tyler	11	0	3	3	2	0	0	0	0	0	-8				17	0.0
D	Murray, Chris	13	0	3	3	21	0	0	0	0	0	3				9	0.0
G	Gherson, Robert	35	0	3	3	2	0	0	0	0	0	---				0	0.0
G	Valiquette, Steve	83	0	3	3	8	0	0	0	0	0	---				0	0.0
G	Labarbera, Jason	182	0	3	3	16	0	0	0	0	0	---				1	0.0
RW	Moses, Steve	8	2	0	2	2	0	0	0	0	2	0	1	0.0		25	8.0
RW	VandenBussche, Ryan	15	2	0	2	45	0	0	0	0	0	-2				22	9.1
C	Bellefeuille, Blake	5	1	1	2	4	0	0	0	0	0	E				3	33.3
D	Ulanov, Igor	6	1	1	2	2	0	0	0	0	0	2				4	25.0
D	Kotyk, Brenden	7	1	1	2	2	0	0	0	0	0	E				8	12.5
C	Langkow, Chris	7	1	1	2	0	0	0	0	0	0	-2				8	12.5
D	Rawlyk, Rory	9	1	1	2	4	1	0	0	0	0	2				9	11.1
D	Zamorsky, Petr	10	1	1	2	6	1	0	0	0	0	-5				15	6.7
C	Latta, Nick	11	1	1	2	7	0	0	0	0	0	1				5	20.0
D	Dandenault, Mathieu	19	1	1	2	10	0	0	0	0	0	-2				23	4.3
D	Labrie, Hubert	26	1	1	2	38	0	0	0	0	0	-4				19	5.3
D	MacIntyre, Steve	30	1	1	2	207	0	0	0	0	0	-1				7	14.3
D	Wilkie, David	1	0	2	2	0	0	0	0	0	0	2				1	0.0
D	Kaberle, Tomas	2	0	2	2	0	0	0	0	0	0	-3				4	0.0
D	Delisle, Steven	4	0	2	2	6	0	0	0	0	0	-1				3	0.0
D	Stich, David	4	0	2	2	4	0	0	0	0	0	3				1	0.0
C	Petrzalek, Jakub	6	0	2	2	0	0	0	0	0	0	1				14	0.0
D	Pikkarainen, Hannu	7	0	2	2	2	0	0	0	0	0	-4				14	0.0
D	Goulakos, Spiro	8	0	2	2	4	0	0	0	0	0	-2				8	0.0
D	Wilford, Marty	9	0	2	2	2	0	0	0	0	0	3				11	0.0
D	Schaeffer, Kevin	11	0	2	2	6	0	0	0	0	0	-3				5	0.0
D	Smith, Brendan	11	0	2	2	8	0	0	0	0	0	-11				15	0.0
D	Pushor, Jamie	14	0	2	2	21	0	0	0	0	0	10				27	0.0



Ryan VandenBussche



Lee Baldwin



Jason Missiaen

WOLF PACK/WHALE ALL-TIME SCORING AND GOALTENDING (cont.)

Pos	Player	GP	G	A	Pts.	PIM	PPG	SHG	GW	OT	EN	+/-	SHO			Shots	Sh%
													G	A	%		
D	Henley, Brent	16	0	2	2	35	0	0	0	0	0	1			17	0.0	
D	Brown, Jeff	18	0	2	2	25	0	0	0	0	0	1			16	0.0	
C	Lemieux, Francis	20	0	2	2	8	0	0	0	0	0	-3	1	1	100	29	0.0
G	Holt, Chris	24	0	2	2	4	0	0	0	0	0	---			0	0.0	
G	Hnilicka, Milan	36	0	2	2	0	0	0	0	0	0	---			0	0.0	
G	Yeremeyev, Vitali	36	0	2	2	4	0	0	0	0	0	---			0	0.0	
G	Stauber, Robb	39	0	2	2	6	0	0	0	0	0	---			0	0.0	
LW	Gillies, Trevor	49	0	2	2	277	0	0	0	0	0	-4			14	0.0	
G	Zaba, Matt	66	0	2	2	2	0	0	0	0	0	---			0	0.0	
G	Talbot, Cameron	116	0	2	2	2	0	0	0	0	0	---			0	0.0	
G	Holmqvist, Johan	126	0	2	2	10	0	0	0	0	0	---			0	0.0	
C	Hilton, Kevin	1	1	0	1	0	0	0	0	0	0	E			1	100.0	
LW	Hlavac, Jan	3	1	0	1	0	0	0	0	0	0	E			6	16.7	
LW	Pepperall, Colin	3	1	0	1	2	0	0	1	0	0	1			2	50.0	
C	Rheaume, Pascal	3	1	0	1	0	0	0	0	0	1	E			5	20.0	
D	Eminger, Steve	4	1	0	1	0	0	0	0	0	0	-3			9	11.1	
LW	Hossa, Marcel	5	1	0	1	2	1	0	0	0	0	-1			6	16.7	
C	Olver, Darin	6	1	0	1	8	0	0	0	0	0	E			8	12.5	
RW	Bembridge, Garrett	7	1	0	1	0	0	0	0	0	0	-1			5	20.0	
RW	Hoffman, Mike	7	1	0	1	19	0	0	1	0	0	-2			10	10.0	
RW	Aliu, Akim	9	1	0	1	7	0	0	0	0	0	-3	0	1	0.0	16	6.3
RW	Benoit, Mathieu	9	1	0	1	0	0	0	0	0	0	-3			7	14.3	
LW	Nejezchleb, Richard	13	1	0	1	8	0	0	1	0	0	-6			10	10.0	
RW	Stefanishon, Matt	15	1	0	1	17	0	0	0	0	0	-3			12	8.3	
D	Constant, Ryan	17	1	0	1	9	0	0	1	0	0	-3			14	7.1	
LW	Prough, Jeff	17	1	0	1	6	1	0	0	0	0	-5			10	10.0	
LW	Wilson, Jason	17	1	0	1	30	0	0	0	0	0	1			11	9.1	
D	Korobolin, Alexander	22	1	0	1	22	0	0	0	0	0	3			25	4.0	
D	Baldwin, Lee	45	1	0	1	23	0	0	0	0	0	-5			32	3.1	
RW	Cameron, Bretton	2	0	1	1	2	0	0	0	0	0	2			2	0.0	
RW	Alderson, Brandon	3	0	1	1	2	0	0	0	0	0	1			3	0.0	
LW	Krushelnyski, Alex	3	0	1	1	0	0	0	0	0	0	-1			2	0.0	
RW	Saponari, Vinny	3	0	1	1	0	0	0	0	0	0	0			1	0.0	
C	Scatchard, Dave	3	0	1	1	0	0	0	0	0	0	-1			8	0.0	
LW	Jasper, Evan	3	0	1	1	2	0	0	0	0	0	-1			2	0.0	
LW	Proskurnicki, Andrew	4	0	1	1	7	0	0	0	0	0	E			0	0.0	
D	Tallinder, Henrik	4	0	1	1	0	0	0	0	0	0	1			5	0.0	
RW	Kozak, Rick	5	0	1	1	4	0	0	0	0	0	E			2	0.0	
LW	Melanson, Drew	5	0	1	1	0	0	0	0	0	0	E			2	0.0	
LW	Lindblad, Matt	8	0	1	1	0	0	0	0	0	0	-3			8	0.0	
D	Ndur, Rumun	8	0	1	1	4	0	0	0	0	0	-4			4	0.0	
RW	Murphy, Ryan	9	0	1	1	2	0	0	0	0	0	E			9	0.0	
D	Brown, Brad	10	0	1	1	5	0	0	0	0	0	4			6	0.0	
LW	Bahensky, Zdenek	13	0	1	1	4	0	0	0	0	0	E			13	0.0	
RW	Oliwa, Krzysztof	15	0	1	1	30	0	0	0	0	0	-7			23	0.0	
G	Whitmore, Kay	18	0	1	1	0	0	0	0	0	0	---			0	0.0	
G	Nell, Chris	22	0	1	1	2	0	0	0	0	0	---			0	0.0	
D	Graham, Ethan	27	0	1	1	18	0	0	0	0	0	5			24	0.0	
G	Halverson, Brandon	31	0	1	1	2	0	0	0	0	0	---			1	0.0	
G	Malcolm, Jeff	36	0	1	1	2	0	0	0	0	0	---			0	0.0	
G	Missiaen, Jason	44	0	1	1	0	0	0	0	0	0	---			0	0.0	
RW	Sugden, Brandon	56	0	1	1	136	0	0	0	0	0	-7			24	0.0	
G	Hellberg, Magnus	89	0	1	1	2	0	0	0	0	0	---			0	0.0	
D	Baker, Justin	1	0	0	0	0	0	0	0	0	0	0			1	0.0	
C	Barnes, Joe	1	0	0	0	0	0	0	0	0	0	-1			1	0.0	
D	Donnay, Troy	1	0	0	0	0	0	0	0	0	0	E			1	0.0	
D	Fast, T.J.	1	0	0	0	2	0	0	0	0	0	-1			1	0.0	
C	Ferraro, Chris	1	0	0	0	0	0	0	0	0	0	E			2	0.0	
D	Fiorentino, Peter	1	0	0	0	0	0	0	0	0	0	1			0	0.0	
RW	MacLean, Cail	1	0	0	0	0	0	0	0	0	0	E			0	0.0	
RW	McNaught, Randy	1	0	0	0	0	0	0	0	0	0	0			0	0.0	
G	Pelletier, Pier-Olivier	1	0	0	0	0	0	0	0	0	0	---			0	0.0	
LW	Pitt, Scott	1	0	0	0	2	0	0	0	0	0	0			0	0.0	
LW	Schepke, Matt	1	0	0	0	4	0	0	0	0	0	1			3	0.0	
G	St. Germain, David	1	0	0	0	0	0	0	0	0	0	---			0	0.0	
G	Sundberg, Niklas	1	0	0	0	0	0	0	0	0	0	---			0	0.0	
RW	Tallari, Joe	1	0	0	0	0	0	0	0	0	0	E			2	0.0	
D	Walcott, Daniel	1	0	0	0	0	0	0	0	0	0	-1			1	0.0	
RW	Hallisey, David	1	0	0	0	0	0	0	0	0	0	E			1	0.0	
G	Jakaitis, Jeff	1	0	0	0	0	0	0	0	0	0	---			0	0.0	
RW	Troock, Branden	1	0	0	0	0	0	0	0	0	0	E			1	0.0	
D	Bilotto, Nic	2	0	0	0	2	0	0	0	0	0	-2			3	0.0	
LW	Burkett, Mike	2	0	0	0	0	0	0	0	0	0	-1			0	0.0	
G	Conklin, Ty	2	0	0	0	0	0	0	0	0	0	---			0	0.0	
D	Cross, Cory	2	0	0	0	2	0	0	0	0	0	E			3	0.0	
LW	Doig, Tyler	2	0	0	0	0	0	0	0	0	0	E			1	0.0	



Shane McColgan




Chris Chappell



Michael Pelech

WOLF PACK/WHALE ALL-TIME SCORING AND GOALTENDING (cont.)

Pos	Player	GP	G	A	Pts.	PIM	PPG	SHG	GW	OT	EN	+/-	SHO			Shots	Sh%
													G	A	%		
D	Marcou, Mike	2	0	0	0	2	0	0	0	0	0	2			2	0.0	
C	Rivard, Stefan	2	0	0	0	12	0	0	0	0	0	E			0	0.0	
C	Tkaczuk, Daniel	2	0	0	0	0	0	0	0	0	0	-1			2	0.0	
G	Wandler, Bryce	2	0	0	0	0	0	0	0	0	0	---			0	0.0	
D	Bergin, Desmond	2	0	0	0	2	0	0	0	0	0	-2			1	0.0	
G	Williams, Charles	2	0	0	0	0	0	0	0	0	0	---			0	0.0	
G	Daigneault, Maxime	3	0	0	0	2	0	0	0	0	0	---			0	0.0	
G	DeRouville, Philippe	3	0	0	0	0	0	0	0	0	0	---			0	0.0	
D	Dowzak, Tysen	3	0	0	0	2	0	0	0	0	0	-1			1	0.0	
C	McKay, Konrad	3	0	0	0	4	0	0	0	0	0	-4			4	0.0	
D	McKenna, Steve	3	0	0	0	11	0	0	0	0	0	-2			1	0.0	
D	Petrecki, Nick	3	0	0	0	10	0	0	0	0	0	-2			3	0.0	
G	Skudra, Peter	3	0	0	0	0	0	0	0	0	0	---			0	0.0	
D	Smith, Kenny	3	0	0	0	0	0	0	0	0	0	E			1	0.0	
RW	Sylvia, Mike	3	0	0	0	0	0	0	0	0	0	-1			1	0.0	
RW	Thompson, Tommy	3	0	0	0	0	0	0	0	0	0	-2			3	0.0	
D	Berube, Mike	4	0	0	0	0	0	0	0	0	0	-2			1	0.0	
G	Blackburn, Dan	4	0	0	0	0	0	0	0	0	0	---			0	0.0	
RW	Brosseau, David	4	0	0	0	2	0	0	0	0	0	-3			5	0.0	
D	Escobedo, Sean	4	0	0	0	0	0	0	0	0	0	-5			2	0.0	
LW	Hillier, Ryan	4	0	0	0	2	0	0	0	0	0	-2			2	0.0	
RW	Imbeault, Alexandre	4	0	0	0	2	0	0	0	0	0	E			5	0.0	
F	Jamtin, Andreas	4	0	0	0	9	0	0	0	0	0	E			2	0.0	
LW	Keith, Cam	4	0	0	0	0	0	0	0	0	0	-1			2	0.0	
LW	Kerbashian, Kale	4	0	0	0	0	0	0	0	0	0	-2			1	0.0	
C	Swanson, Brian	4	0	0	0	4	0	0	0	0	0	E			0	0.0	
D	Helgesen, Tyson	4	0	0	0	2	0	0	0	0	0	1			2	0.0	
LW	Salvaggio, Jason	4	0	0	0	0	0	0	0	0	0	E			6	0.0	
C	Colley, Kevin	5	0	0	0	2	0	0	0	0	0	-2			6	0.0	
C	McColgan, Shane	5	0	0	0	0	0	0	0	0	0	-2			3	0.0	
D	Leach, Joey	5	0	0	0	0	0	0	0	0	0	-3			5	0.0	
G	Bruckler, Bernd	6	0	0	0	0	0	0	0	0	0	---			0	0.0	
RW	Hay, Peter	6	0	0	0	2	0	0	0	0	0	-1			6	0.0	
LW	Jamieson, Dusty	6	0	0	0	0	0	0	0	0	0	E			2	0.0	
C	Wong, Brandon	6	0	0	0	0	0	0	0	0	0	E			6	0.0	
C	Pelech, Michael	7	0	0	0	8	0	0	0	0	0	0			3	0.0	
G	Westlund, Alex	7	0	0	0	0	0	0	0	0	0	---			0	0.0	
RW	Donati, Tyler	9	0	0	0	0	0	0	0	0	0	-3			9	0.0	
D	Noreau, Sam	9	0	0	0	19	0	0	0	0	0	-2			4	0.0	
D	Zborovskiy, Sergey	10	0	0	0	10	0	0	0	0	0	1			4	0.0	
LW	Chappell, Chris	11	0	0	0	5	0	0	0	0	0	E			2	0.0	
D	Glenn, Ryan	11	0	0	0	14	0	0	0	0	0	1			15	0.0	
G	Stajcer, Scott	11	0	0	0	17	0	0	0	0	0	---			0	0.0	
LW	DeBrusk, Louie	12	0	0	0	12	0	0	0	0	0	-1			6	0.0	
G	Heil, Jeff	12	0	0	0	0	0	0	0	0	0	---			0	0.0	
D	Waddell, Matt	12	0	0	0	4	0	0	0	0	0	-3			6	0.0	
RW	Oliver, David	13	0	0	0	48	0	0	0	0	0	-1			5	0.0	
RW	St. Croix, Michael	13	0	0	0	2	0	0	0	0	0	-5			14	0.0	
G	Desjardins, Cedrick	15	0	0	0	2	0	0	0	0	0	---			0	0.0	
G	Muzzatti, Jason	17	0	0	0	4	0	0	0	0	0	---			0	0.0	
G	Mazanec, Marek	20	0	0	0	2	0	0	0	0	0	---			0	0.0	
G	Osaer, Phil	21	0	0	0	0	0	0	0	0	0	---			0	0.0	
G	Meyer, Scott	22	0	0	0	0	0	0	0	0	0	---			0	0.0	
G	Danis, Yann	24	0	0	0	0	0	0	0	0	0	---			0	0.0	
RW	Kantor, Michael	28	0	0	0	127	0	0	0	0	0	-8			14	0.0	
G	LeNeveu, David	36	0	0	0	0	0	0	0	0	0	---			0	0.0	
G	Georgiev, Alexandar	37	0	0	0	4	0	0	0	0	0	---			0	0.0	
D	Gosselin, Christian	39	0	0	0	164	0	0	0	0	0	-2			3	0.0	
G	Grumet-Morris, Dov	53	0	0	0	2	0	0	0	0	0	0			0	0.0	
G	Skapski, Mackenzie	54	0	0	0	0	0	0	0	0	0	0			0	0.0	
G	Wiikman, Miika	84	0	0	0	2	0	0	0	0	0	---			0	0.0	



Mike Sylvia



Michael St. Croix

Pos	Player	GP	GS	Mins		GAA	W	L	T	SOL	EN	SO	GA	Saves	Sv%	SHO W	SHO GA	SHO AA	SHO %	
G	Wandler, Bryce	2	0	31	:	41	1.89	0	0	0	0	0	1	4	0.800					
G	Labarbera, Jason	182	166	9995	:	45	2.11	91	54	16	2	19	21	352	4396	0.926	5	10	30	0.667
G	Hnilicka, Milan	36	33	1978	:	33	2.15	22	11	0	0	4	5	71	916	0.928				
G	LeNeveu, David	35	33	1957	:	00	2.21	20	11	0	2	1	4	72	812	0.919	2	6	20	0.700
G	Osaer, Phil	21	19	1054	:	32	2.22	8	10	2	0	3	3	39	407	0.913				
G	Valiquette, Steve	83	74	4539	:	51	2.26	42	32	1	2	11	10	171	1898	0.917	5	27	86	0.686
G	Grumet-Morris, Dov	53	49	2924	:	53	2.30	29	14	1	5	2	2	112	1289	0.920	5	12	50	0.760
G	Conklin, Ty	2	2	129	:	43	2.31	1	0	0	1	0	0	5	68	0.932	1	5	11	0.545
G	Danis, Yann	24	23	1428	:	11	2.35	12	9	0	2	2	2	56	707	0.927	1	3	10	0.700
G	Westlund, Alex	7	3	327	:	22	2.38	1	2	0	1	1	0	13	148	0.919	0	4	6	0.333
G	Stauber, Robb	39	37	2221	:	14	2.40	20	10	6	0	6	2	89	1030	0.920				
G	Montoya, Al	119	114	6354	:	24	2.46	66	34	0	4	8	8	261	2644	0.910	6	18	52	0.654
G	Johnson, Chad	136	128	7695	:	16	2.57	62	55	0	11	10	6	330	3380	0.911	8	27	94	0.713

WOLF PACK/WHALE ALL-TIME SCORING AND GOALTENDING (cont.)

Pos	Player	GP	GS	Mins	GAA	W	L	T	SOL	EN	SO	GA	Saves	Sv%	SHO	SHO	SHO	SHO	
															W	GA	AA	%	
G	Whitmore, Kay	18	17	1080	: 17	2.61	8	8	2	0	2	0	47	439	0.903				
G	Hellberg, Magnus	89	84	5088	: 08	2.62	42	41	0	2	12	4	222	2291	0.912	5	6	22	0.727
G	Cloutier, Dan	24	24	1417	: 01	2.63	12	8	3	0	2	0	62	682	0.917				
G	Zaba, Matt	66	59	3558	: 21	2.63	31	22	0	4	4	2	156	1624	0.912	3	5	24	0.792
G	Wiikman, Miika	84	76	4712	: 39	2.65	44	30	0	7	4	4	208	2035	0.907	3	20	57	0.649
G	Talbot, Cameron	116	110	6610	: 03	2.68	54	52	0	5	6	8	295	3122	0.914	6	15	48	0.688
G	Skudra, Peter	3	3	178	: 44	2.69	2	1	0	0	1	0	8	92	0.920				
G	Gherson, Robert	35	28	1854	: 14	2.69	20	11	0	2	3	1	83	779	0.904	1	5	17	0.706
G	Blackburn, Dan	4	4	243	: 41	2.71	2	1	1	0	0	0	11	105	0.905				
G	Holmqvist, Johan	126	114	6942	: 52	2.90	59	39	15	0	8	5	335	3173	0.905				
G	Labbe, J-F.	116	113	6639	: 30	2.91	59	41	11	0	6	3	322	3266	0.910				
G	Mazanec, Marek	20	19	1153	: 05	2.97	11	6	0	1	1	0	57	542	0.905	2	1	8	0.875
G	Yeremeyev, Vitali	36	33	1977	: 24	2.97	16	15	3	0	2	2	98	915	0.903				
G	Georgiev, Alexandar	37	33	2075	: 38	2.98	14	18	0	2	5	2	103	1035	0.909	4	6	18	0.667
G	Holt, Chris	24	18	1145	: 12	2.99	10	6	0	1	3	0	57	489	0.896	1	1	8	0.875
G	Malcolm, Jeff	36	31	1960	: 15	3.00	15	17	0	0	3	2	98	859	0.898	2	2	7	0.714
G	Stajcer, Scott	11	6	449	: 52	3.07	2	4	0	0	1	0	23	162	0.876				
G	Skapski, Mackenzie	54	47	2890	: 00	3.09	21	25	0	1	5	3	149	1284	0.896	2	2	9	0.778
G	Meyer, Scott	22	19	1143	: 43	3.10	5	9	3	0	2	0	59	465	0.887				
G	DeRouville, Philippe	3	3	184	: 01	3.26	0	2	1	0	0	0	10	79	0.888				
G	Heil, Jeff	12	4	401	: 38	3.29	2	3	1	0	0	0	22	178	0.890				
G	Nell, Chris	22	21	1191	: 40	3.32	9	11	0	0	3	0	66	530	0.889	3	2	10	0.800
G	Missiaen, Jason	44	37	2366	: 55	3.37	13	22	0	3	5	2	133	1088	0.891	1	7	19	0.632
G	Muzzatti, Jason	17	16	999	: 30	3.42	11	5	1	0	1	0	57	495	0.897				
G	Halverson, Brandon	31	31	1740	: 42	3.45	10	20	0	0	4	0	100	813	0.890	2	0	5	1.000
G	Daigneault, Maxime	3	1	117	: 17	3.58	0	2	0	0	1	0	7	54	0.885				
G	Bruckler, Bernd	6	4	304	: 00	3.75	1	4	1	0	1	0	19	129	0.872	0	2	5	0.600
G	Pelletier, Pier-Olivier	1	0	53	: 52	4.46	0	1	0	0	0	0	4	18	0.818				
G	Williams, Charles	2	1	80	: 35	4.47	0	2	0	0	0	0	6	25	0.806				
G	Jakaitis, Jeff	1	1	59	: 48	5.02	0	1	0	0	2	0	5	18	0.783				
G	St. Germain, David	1	0	4	: 36	13.04	0	1	0	0	0	0	1	1	0.500				
G	Sundberg, Niklas	1	0	3	: 12	18.75	0	0	0	0	0	0	1	0	0.000				



Steve Valiquette



Chad Johnson

All-time Regular Season Leaders

Games Played

1	Gernander, Ken	599
2	Smyth, Brad	345
3	Bourque, Ryan	325
4	Dupont, Brodie	323
5	Hrivik, Marek	318
6	Hall, Todd	299
7	Weller, Craig	291
8	Armstrong, Derek	265
9	Lampman, Bryce	258
10	Byers, Dane	255

Points

1	Smyth, Brad	365
2	Gernander, Ken	347
3	Armstrong, Derek	309
4	Newbury, Kris	205
5	Parenteau, P.A.	204
6	Hrivik, Marek	167
7	Byers, Dane	163
8	Dawes, Nigel	161
9	Dupont, Brodie	154
10	Wiseman, Chad	140

Shorthanded Goals

1	Gernander, Ken	14
2	Moore, Greg	13
3	Dupont, Brodie	7
	Helminen, Dwight	7
5	Giroux, Alexandre	6
	Hrivik, Marek	6
	Wiseman, Chad	6
	Weise, Dale	6
9	Armstrong, Derek	5
	Ouellette, Mike	5

Goals

1	Smyth, Brad	184
2	Gernander, Ken	160
3	Armstrong, Derek	105
4	Parenteau, P.A.	83
5	Dawes, Nigel	76
6	Giroux, Alexandre	74
7	Byers, Dane	72
8	Newbury, Kris	66
9	Wiseman, Chad	61
	Hrivik, Marek	61

Penalty Minutes

1	Purinton, Dale	1240
2	Scott, Richard	760
3	Stock, P.J.	742
4	DiDiomete, Devin	661
5	Nightingale, Jared	597
6	Thompson, Brent	573
7	Byers, Dane	546
8	Weller, Craig	524
9	Grenier, Martin	519
10	Soryal, Justin	493

Game-Winning Goals

1	Smyth, Brad	32
2	Gernander, Ken	30
3	Wiseman, Chad	18
4	Byers, Dane	13
5	Dupont, Brodie	12
	Weise, Dale	12
	Anisimov, Artem	12
	Lindberg, Oscar	12
9	Goneau, Daniel	11
10	Armstrong, Derek	10
	Hrivik, Marek	10
	Kristo, Danny	10
	Ulmer, Layne	10
	Hamilton, Jeff	10

Assists

1	Armstrong, Derek	204
2	Gernander, Ken	187
3	Smyth, Brad	181
4	Newbury, Kris	139
5	Parenteau, P.A.	121
6	Hrivik, Marek	106
7	Dupont, Brodie	95
8	Mottau, Mike	93
9	Byers, Dane	91
10	Pock, Thomas	89

Power Play Goals


1	Smyth, Brad	65
2	Gernander, Ken	50
3	Parenteau, P.A.	35
4	Byers, Dane	34
5	Dawes, Nigel	28
6	Immonen, Jarkko	26
	Armstrong, Derek	26
8	Giroux, Alexandre	25
9	Anisimov, Artem	21
10	Callahan, Ryan	18
	Locke, Corey	18
	Wiseman, Chad	18
	Newbury, Kris	18

Plus/Minus

1	Gernander, Ken	93
2	Potter, Corey	63
3	Armstrong, Derek	62
4	Lampman, Bryce	49
5	Ulmer, Layne	47
6	Pock, Thomas	40
	Goneau, Daniel	40
8	Purinton, Dale	38
	Taylor, Jake	38
	Mottau, Mike	38



P.J. Stock



Richard Scott

WOLF PACK/WHALE ALL-TIME AHL STANDINGS

Season	T/ OTL/				Pts	GF	GA	Home	Away	PP%	Rk	PK%	Rk	Att	Rk	Finish	Playoffs
	W	L	OTL	SOL													
2017-18	34	33	6	3	77	208	252	19-16-3-0	15-17-3-3	18.6	9 th	84.1	7 th	4138	23 rd	Atlantic-6 th	Did not Qualify
2016-17	24	46	4	2	54	194	280	13-23-2-0	11-23-2-2	17.6	16 th	77.9	28 th	4238	24 th	Atlantic-7 th	Did not Qualify
2015-16	31	32	3	0	85	202	199	20-16-2-0	21-16-1-0	12.1	29 th	83.7	14 th	4440	23 rd	Atlantic-6 th	Did not Qualify
2014-15	43	24	5	4	95	221	214	24-8-4-2	19-16-1-2	16.9	17 th	81.6	23 rd	4468	21 st	NE-1 st	Lost CF (7-8)
2013-14	37	32	1	6	81	202	220	21-13-0-4	16-19-1-2	15.1	27 th	80.7	22 nd	4071	22 nd	NE-3 rd	Did not Qualify
2012-13	35	32	6	3	79	213	222	20-14-2-2	15-18-4-1	16.5	17 th	81.2	24 th	4540	22 nd	NE-2 nd	Did not Qualify
2011-12	36	26	7	7	86	210	208	21-9-3-5	15-17-4-2	17.4	16 th	84.3	5 th	4573	23 rd	NE-2 nd	Lost CSF (2-4)
2010-11	40	32	2	6	88	221	223	19-17-2-2	21-15-0-4	19.3	10 th	82.4	14 th	5695	12 th	Atlantic-3 rd	Lost DSF (2-4)
2009-10	36	33	6	5	83	231	251	22-13-3-2	14-20-3-3	17.4	14 th	79.6	28 th	4188	18 th	Atlantic-6 th	Did not Qualify
2008-09	46	27	3	4	99	243	216	25-13-0-2	21-14-3-2	17.5	13 th	82.0	21 st	4190	18 th	Atlantic-1 st	Lost DSF (2-4)
2007-08	50	20	2	8	110	266	198	25-11-1-3	25-9-1-5	21.0	2 nd	83.7	12 th	4405	18 th	Atlantic-2 nd	Lost DSF (1-4)
2006-07	47	29	3	1	98	231	201	22-14-3-1	25-15-0-0	16.1	17 th	85.2	7 th	4563	18 th	Atlantic-2 nd	Lost DSF (3-4)
2005-06	48	24	2	6	104	292	241	25-13-0-2	23-11-2-4	19.2	8 th	83.2	11 th	5045	15 th	Atlantic-2 nd	Lost DF (2-4)
2004-05	50	24	3	3	106	206	160	30-8-1-1	20-16-2-2	14.8	15 th	89.1	2 nd	5142	15 th	Atlantic-2 nd	Lost DSF (2-4)
2003-04	44	22	12	2	102	198	153	24-10-6-0	20-12-6-2	12.3	24 th	87.5	7 th	5514	11 th	Atlantic-1 st	Lost CF (11-5)
2002-03	33	27	12	8	86	255	236	18-14-6-2	15-13-6-6	16.9	11 th	84.9	10 th	5845	11 th	East-3 rd	Lost QS (0-2)
2001-02	41	26	10	3	95	249	243	22-10-6-2	19-15-4-2	18.1	6 th	81.6	24 th	6714	9 th	East-2 nd	Lost CQF (1-4)
2000-01	40	26	8	6	94	263	247	21-15-4	19-17-4	19.0	7 th	81.7	9 th	7099	5 th	NE-2 nd	Lost CQF (2-3)
1999-00	49	22	7	2	107	249	198	27-13-0	22-11-7	17.3	11 th	84.1	5 th	6243	6 th	NE-1 st	Won Calder Cup (15-8)
1998-99	38	31	5	6	87	256	256	23-15-2	15-22-3	16.7	15 th	81.6	11 th	7221	3 rd	NE-2 nd	Lost CSF (3-4)
1997-98	43	24	12	1	99	272	227	22-10-8	21-15-4	16.1	16 th	86.5	1 st	7017	3 rd	NE-2 nd	Lost CF (7-8)

Wolf Pack/Whale All-Time vs. the AHL (regular season)

Overall Record
(W-L-T-OTL (SOL))

	Home	Road	Total
Adirondack Phantoms (2009-14)	11-1-0-0 (1)	7-4-0-2	18-5-0-2 (1)
Adirondack Red Wings (1997-99)	2-0-0-0	2-0-0-0	4-0-0-0
Albany River Rats (1997-2010)	15-6-1-0 (1)	15-5-2-1	30-11-3-1 (1)
Albany Devils (2010-17)	10-8-0-1 (1)	6-12-0-0 (2)	16-20-0-1 (3)
Belleville Senators (2017 -)	0-1-0-0	0-1-0-0	0-2-0-0
Binghamton Senators (2002-17)	5-4-0-0 (1)	4-6-0-0	9-10-0-0 (1)
Binghamton Devils (2017 -)	1-0-0-0	1-1-0-0	2-1-0-0
Bridgeport Sound Tigers (2001-)	49-26-2-5 (3)	35-38-1-7 (4)	84-64-3-12 (7)
Chicago Wolves (2001-)	1-1-0-0	1-1-0-0	2-2-0-0
Charlotte Checkers (2010-)	4-2-0-0	0-6-0-0	4-8-0-0
Cincinnati Mighty Ducks (1997-2001)	2-1-1-0	2-2-0-0	4-3-1-0
Fredericton Canadiens (1997-99)	2-2-1-0	3-2-0-0	5-4-1-0
Grand Rapids Griffins (2001-)	1-0-0-0	0-1-0-0	1-1-0-0
Hamilton Bulldogs (1997-2015)	2-4-0-0	2-2-0-1 (1)	4-6-0-1 (1)
Hershey Bears (1997-)	12-15-2-1	17-10-0-2 (1)	29-25-2-3 (1)
Houston Aeros (2001-13)	5-3-0-0	4-3-0-1	9-6-0-1
Kentucky Thoroughblades (1997-2001)	2-2-1-0	2-2-0-1	4-4-1-1
Lake Erie Monsters (2007-)	1-0-0-0	2-0-0-0	3-0-0-0
Laval Rocket (2017-)	1-0-0-1	0-1-0-0	1-1-0-1
Lehigh Valley Phantoms (2014-)	8-4-0-0	10-2-0-0	18-6-0-0
Louisville Panthers (1999-2001)	2-0-0-0	0-2-0-0	2-2-0-0
Lowell Devils (2006-10)	8-7-0-0 (1)	8-6-0-0 (2)	16-13-0-0 (3)
Lowell Lock Monsters (1998-2006)	14-5-4-1 (1)	12-6-3-3 (1)	26-11-7-4 (2)
Manchester Monarchs (2001-15)	26-15-2-2 (1)	18-21-0-2 (5)	44-36-2-4 (6)
Manitoba Moose (2001-11)	2-3-0-1	3-2-0-1	5-5-0-2
Milwaukee Admirals (2001-)	1-0-0-0	0-0-1-0	1-0-1-0
Beast of New Haven (1997-99)	8-1-0-1	5-4-1-0	13-5-1-1
Norfolk Admirals (2000-15)	11-9-1-1 (2)	10-10-2-2	21-19-3-3 (2)
Philadelphia Phantoms (1997-2009)	7-4-2-1 (1)	8-4-1-1 (1)	15-8-3-2 (2)
Portland Pirates (1997-2016)	36-20-3-2 (2)	32-24-5-2	68-44-8-4 (2)
Providence Bruins (1997-)	50-31-5-5 (2)	41-35-3-7 (6)	91-66-8-12 (8)
Quebec Citadelles (1999-2002)	5-1-0-0	4-1-1-0	9-2-1-0
Rochester Americans (1997-)	4-5-0-2	6-5-0-0	10-10-0-2
Saint John Flames (1997-2003)	6-4-0-0	6-4-0-0	12-8-0-0
San Antonio Rampage (2002 -)	4-1-0-0 (1)	3-1-2-0	7-2-2-0 (1)
Springfield Falcons (1997-2016)	64-23-1-3 (7)	52-31-5-7 (3)	116-54-6-10 (10)
Springfield Thunderbirds (2016 -)	6-5-0-0	2-7-0-1 (1)	8-12-0-1 (1)
St. John's IceCaps (2011-17)	3-8-0-1	5-6-0-0 (1)	8-14-0-1 (1)
St. John's Maple Leafs (1997-2005)	5-5-2-0	8-3-1-0	13-8-3-0
Syracuse Crunch (1997-)	9-4-1-2	7-7-1-0 (1)	16-11-2-2 (1)
Toronto Marlies (2007-)	3-5-0-0	3-3-0-2	6-8-0-2
Utah Grizzlies (2001-2005)	4-1-1-0	4-2-0-0	8-3-1-0
Utica Comets (2013 -)	3-3-0-0	4-1-0-1	7-4-0-1
Wilkes-Barre/Scranton Penguins (1999-)	10-11-0-4 (1)	11-12-1-1 (1)	21-23-1-5 (2)
Worcester IceCats (1997-2005)	20-11-2-0	9-19-5-0	29-30-7-0
Worcester Sharks (2006-15)	20-8-0-1	19-8-0-0 (2)	39-16-0-1 (2)
	466-270-32-35 (26)	390-323-34-46 (32)	856-593-66-81 (58)

WOLF PACK/WHALE ALL-TIME VS. AHL (Year by Year)

Year	Total							Home							Away									
	W	L	T	OTL	SOL	Pts	GF	GA	W	L	T	OTL	SOL	Pts	GF	GA	W	L	T	OTL	SOL	Pts	GF	GA
2017-18	34	33	--	6	3	77	208	252	19	16	--	3	0	41	103	117	15	17	--	3	3	36	105	135
2016-17	24	46	--	4	2	54	194	280	13	23	--	2	0	28	95	134	11	23	--	2	2	26	99	146
2015-16	41	32	--	3	0	85	202	199	20	16	--	2	0	42	107	102	21	16	--	1	0	43	95	97
2014-15	43	24	--	5	4	95	221	214	24	8	--	4	2	54	110	95	19	16	--	1	2	41	111	119
2013-14	37	32	--	1	6	81	202	220	21	13	--	0	4	46	109	108	16	19	--	1	2	35	93	112
2012-13	35	32	--	6	3	79	213	222	20	14	--	2	2	44	107	101	15	18	--	4	1	35	106	121
2011-12	36	26	--	7	7	86	210	208	21	9	--	3	5	50	114	98	15	17	--	4	2	36	96	110
2010-11	40	32	--	2	6	88	221	223	19	17	--	2	2	42	110	114	21	15	--	0	4	46	111	109
2009-10	36	33	--	6	5	83	231	251	22	13	--	3	2	49	128	122	14	20	--	3	3	34	103	129
2008-09	46	27	--	3	4	99	243	216	25	13	--	0	2	52	116	101	21	14	--	3	2	47	127	115
2007-08	50	20	--	2	8	110	266	198	25	11	--	1	3	54	139	102	25	9	--	1	5	56	127	96
2006-07	47	29	--	3	1	98	231	201	22	14	--	3	1	48	124	103	25	15	--	0	0	50	107	98
2005-06	48	24	--	2	6	104	292	241	25	13	--	0	2	52	152	120	23	11	--	2	4	52	140	121
2004-05	50	24	--	3	3	106	206	160	30	8	--	1	1	62	111	69	20	16	--	2	2	44	95	91
2003-04	44	22	12	2	--	102	198	153	24	10	6	0	--	54	106	69	20	12	6	2	--	48	92	84
2002-03	33	27	12	8	--	86	255	236	18	14	6	2	--	44	135	117	15	13	6	6	--	42	120	119
2001-02	41	26	10	3	--	95	249	243	22	10	6	2	--	52	131	109	19	16	4	1	--	43	118	134
2000-01	40	26	8	6	--	94	263	247	21	13	4	2	--	48	141	116	19	13	4	4	--	46	122	131
1999-2000	49	22	7	2	--	107	249	198	27	12	0	1	--	55	128	99	22	10	7	1	--	52	121	99
1998-99	38	31	5	6	--	87	256	256	23	14	2	1	--	49	134	115	15	17	3	5	--	38	122	141
1997-98	43	24	12	1	--	99	272	227	22	9	8	1	--	53	145	107	21	15	4	0	--	46	127	120
Totals	855	592	66	81	58	1915	4882	4645	463	270	32	35	26	1019	2545	2218	392	322	34	46	32	896	2337	2427

Team	Total							Home							Away						
	W	L	OTL	SOL	Pts	GF	GA	W	L	OTL	SOL	Pts	GF	GA	W	L	OTL	SOL	Pts	GF	GA
Belleville	0	2	0	0	0	3	9	0	1	0	0	0	1	5	0	1	0	0	0	2	4
Binghamton	2	0	0	0	4	6	3	1	0	0	0	2	2	1	1	0	0	0	2	4	2
Bridgeport	3	6	1	0	7	19	40	1	3	1	0	3	9	21	2	3	0	0	4	10	19
Charlotte	2	6	0	0	4	22	31	2	2	0	0	4	14	11	0	4	0	0	0	8	20
Hershey	2	4	0	0	4	16	18	0	3	0	0	0	4	10	2	1	0	0	4	12	8
Laval	0	1	1	0	1	4	7	0	0	1	0	1	2	3	0	1	0	0	0	2	4
Lehigh Valley	6	0	0	0	12	22	16	3	0	0	0	6	9	6	3	0	0	0	6	13	10
Providence	4	4	1	1	10	23	33	3	2	0	0	6	13	17	1	2	1	1	4	10	16
Rochester	3	1	0	0	6	16	14	2	0	0	0	4	9	6	1	1	0	0	2	7	8
Springfield	4	6	1	1	10	33	42	3	3	0	0	6	18	18	1	3	1	1	4	15	24
Syracuse	1	1	0	0	2	6	6	0	1	0	0	0	2	3	1	0	0	0	2	4	3
Toronto	1	0	1	0	3	8	6	1	0	0	0	2	5	2	0	0	1	0	1	3	4
Utica	3	1	0	0	6	12	11	1	1	0	0	2	4	7	2	0	0	0	4	8	4
Wilkes-Barre	3	1	1	1	8	18	16	2	0	1	0	5	11	7	1	1	0	1	3	7	9
Totals	34	33	6	3	77	208	252	19	16	3	0	41	103	117	15	17	3	3	36	105	135

Team	Total							Home							Away						
	W	L	OTL	SOL	Pts	GF	GA	W	L	OTL	SOL	Pts	GF	GA	W	L	OTL	SOL	Pts	GF	GA
Albany	0	3	1	0	1	10	17	0	1	1	0	1	4	7	0	2	0	0	0	6	10
Binghamton	1	1	0	0	2	6	7	1	0	0	0	2	3	1	0	1	0	0	0	3	6
Bridgeport	2	4	1	1	6	22	27	1	2	1	0	3	11	14	1	2	0	1	3	11	13
Hershey	3	4	1	0	7	25	31	2	2	0	0	4	11	13	1	2	1	0	3	14	18
Lehigh Valley	4	4	0	0	8	19	26	1	3	0	0	2	4	13	3	1	0	0	6	15	13
Providence	3	6	0	1	7	22	34	2	3	0	0	4	13	17	1	3	0	1	3	9	17
Rochester	1	3	0	0	2	8	13	0	2	0	0	0	3	7	1	1	0	0	2	5	6
Springfield	4	6	0	0	8	23	33	3	2	0	0	6	15	16	1	4	0	0	2	8	17
St. John's	2	2	0	0	4	12	13	1	1	0	0	2	8	8	1	1	0	0	2	4	5
Syracuse	2	0	0	0	4	7	5	1	0	0	0	2	2	1	1	0	0	0	2	5	4
Toronto	1	3	0	0	2	13	19	0	2	0	0	0	7	12	1	1	0	0	2	6	7
Utica	1	2	1	0	3	13	15	1	1	0	0	2	7	7	0	1	1	0	1	6	8
Wilkes-Barre	0	8	0	0	0	14	40	0	4	0	0	0	7	18	0	4	0	0	0	7	22
Totals	24	46	4	2	54	194	280	13	23	2	0	28	95	134	11	23	2	2	26	99	146

WOLF PACK/WHALE ALL-TIME VS. AHL (Year by Year, cont.)

2015-16		Total							Home							Away						
Team	W	L	T/OTL	SOL	Pts	GF	GA	W	L	T/OTL	SOL	Pts	GF	GA	W	L	T/OTL	SOL	Pts	GF	GA	
Albany	2	4	0	0	4	10	19	1	2	0	0	2	7	11	1	2	0	0	2	3	8	
Binghamton	0	2	0	0	0	4	10	0	1	0	0	0	2	6	0	1	0	0	0	2	4	
Bridgeport	4	6	0	0	8	25	34	3	2	0	0	6	14	14	1	4	0	0	2	11	20	
Hershey	3	0	1	0	7	14	9	2	0	0	0	4	9	4	1	0	1	0	3	5	5	
Lehigh Valley	4	2	0	0	8	14	10	2	1	0	0	4	8	5	2	1	0	0	4	6	5	
Portland	5	5	0	0	10	29	26	3	2	0	0	6	14	11	2	3	0	0	4	15	15	
Providence	5	2	1	0	11	20	20	3	0	1	0	7	11	9	2	2	0	0	4	9	11	
Rochester	2	2	0	0	4	8	12	1	1	0	0	2	6	5	1	1	0	0	2	2	7	
Springfield	6	2	0	0	12	30	15	2	2	0	0	4	12	10	4	0	0	0	8	18	5	
St. John's	2	2	0	0	4	10	7	1	1	0	0	2	5	4	1	1	0	0	2	5	3	
Syracuse	2	0	0	0	4	9	5	1	0	0	0	2	5	2	1	0	0	0	2	4	3	
Toronto	1	1	0	0	2	3	7	0	1	0	0	0	0	5	1	0	0	0	2	3	2	
Utica	3	1	0	0	6	10	6	1	1	0	0	2	5	3	2	0	0	0	4	5	3	
Wilkes-Barre	2	3	1	0	5	16	19	0	2	1	0	1	9	13	2	1	0	0	4	7	6	
Totals	41	32	3	0	85	202	199	20	16	2	0	42	107	102	21	16	1	0	43	95	97	

2014-15		Total							Home							Away						
Team	W	L	T/OTL	SOL	Pts	GF	GA	W	L	T/OTL	SOL	Pts	GF	GA	W	L	T/OTL	SOL	Pts	GF	GA	
Albany	6	4	0	0	12	31	33	4	1	0	0	8	16	13	2	3	0	0	4	15	20	
Binghamton	2	0	0	0	4	8	5	1	0	0	0	2	4	2	1	0	0	0	2	4	3	
Bridgeport	6	2	2	0	14	31	33	3	1	1	0	7	17	19	3	1	1	0	7	14	14	
Hershey	1	2	1	0	3	8	12	0	1	1	0	1	3	6	1	1	0	0	2	5	6	
Lehigh Valley	4	0	0	0	8	14	9	2	0	0	0	4	5	3	2	0	0	0	4	9	6	
Manchester	1	2	1	0	3	11	15	1	0	1	0	3	6	6	0	2	0	0	0	5	9	
Norfolk	3	1	0	0	6	9	4	1	1	0	0	2	3	2	2	0	0	0	4	6	2	
Portland	2	2	0	0	4	8	8	2	0	0	0	4	5	2	0	2	0	0	0	3	6	
Providence	3	1	0	0	6	11	5	2	0	0	0	4	6	0	1	1	0	0	2	5	5	
Springfield	7	0	0	3	17	26	17	3	0	0	2	8	13	7	4	0	0	1	9	13	10	
St. John's	1	2	0	1	3	11	17	1	1	0	0	2	7	9	0	1	0	1	1	4	8	
Syracuse	3	5	0	0	6	26	28	2	2	0	0	4	13	13	1	3	0	0	2	13	15	
Wilkes-Barre	1	2	1	0	3	11	13	0	1	1	0	1	3	7	1	1	0	0	2	8	6	
Worcester	3	1	0	0	6	16	15	2	0	0	0	4	9	6	1	1	0	0	2	7	9	
Totals	43	24	5	4	95	221	214	24	8	4	2	54	110	95	19	16	1	2	41	111	119	

2013-14		Total							Home							Away						
Team	W	L	T/OTL	SOL	Pts	GF	GA	W	L	T/OTL	SOL	Pts	GF	GA	W	L	T/OTL	SOL	Pts	GF	GA	
Adirondack	8	1	0	1	17	35	23	4	0	0	1	9	18	11	4	1	0	0	8	17	12	
Albany	3	5	0	0	6	17	26	3	1	0	0	6	12	12	0	4	0	0	0	5	14	
Bridgeport	7	5	0	0	14	34	27	4	2	0	0	8	18	11	3	3	0	0	6	16	16	
Hershey	2	0	0	0	4	6	4	1	0	0	0	2	2	1	1	0	0	0	2	4	3	
Manchester	2	4	0	0	4	13	18	1	2	0	0	2	7	10	1	2	0	0	2	6	8	
Norfolk	2	1	0	1	5	8	7	1	0	0	1	3	5	5	1	1	0	0	2	3	2	
Portland	4	2	0	0	8	18	17	2	1	0	0	4	10	7	2	1	0	0	4	8	10	
Providence	1	3	1	1	4	15	27	1	2	0	0	2	11	15	0	1	1	1	2	4	12	
Springfield	5	5	0	2	12	32	35	3	2	0	1	7	17	17	2	3	0	1	5	15	18	
St. John's	1	3	0	0	2	12	20	0	2	0	0	0	3	12	1	1	0	0	2	9	8	
Wilkes-Barre	0	1	0	1	1	4	7	0	0	0	1	1	1	2	0	1	0	0	0	3	5	
Worcester	2	2	0	0	4	8	9	1	1	0	0	2	5	5	1	1	0	0	2	3	4	
Totals	37	32	1	6	81	202	220	21	13	0	4	46	109	108	16	19	1	2	35	93	112	

WOLF PACK/WHALE ALL-TIME VS. AHL (Year by Year, cont.)

2012-13		Total						Home						Away							
		W	L	T/OTL	SOL	Pts	GF	GA	W	L	T/OTL	SOL	Pts	GF	GA	W	L	T/OTL	SOL	Pts	GF
Adirondack	2	2	2	0	6	18	20	2	1	0	0	4	11	10	0	1	2	0	2	7	10
Albany	2	3	0	1	5	15	15	0	2	0	1	1	6	9	2	1	0	0	4	9	6
Binghamton	1	1	0	0	2	6	4	1	0	0	0	2	6	1	0	1	0	0	0	0	3
Bridgeport	5	4	1	0	11	37	37	2	2	1	0	5	19	19	3	2	0	0	6	18	18
Hershey	2	1	0	1	5	9	12	2	0	0	0	4	6	3	0	1	0	1	1	3	9
Manchester	4	2	0	0	8	18	17	3	0	0	0	6	10	3	1	2	0	0	2	8	14
Norfolk	2	1	1	0	5	14	14	2	0	0	0	4	7	3	0	1	1	0	1	7	11
Portland	3	4	0	1	7	22	19	1	2	0	1	3	8	8	2	2	0	0	4	14	11
Providence	2	4	0	0	4	14	17	1	2	0	0	2	7	7	1	2	0	0	2	7	10
Springfield	5	7	0	0	10	27	41	3	3	0	0	6	14	25	2	4	0	0	4	13	16
St. John's	2	2	0	0	4	14	12	0	2	0	0	0	3	8	2	0	0	0	4	11	4
Syracuse	0	1	1	0	1	3	8	0	1	0	0	0	0	4	0	0	1	0	1	3	4
Wilkes-Barre	1	0	1	0	3	3	2	1	0	0	0	2	2	0	0	0	1	0	1	1	2
Worcester	4	0	0	0	8	13	4	2	0	0	0	4	5	1	2	0	0	0	4	8	3
Totals	35	32	6	3	79	213	222	20	15	1	2	43	104	101	15	17	5	1	36	109	121

2011-12		Total						Home						Away							
		W	L	T/OTL	SOL	Pts	GF	GA	W	L	T/OTL	SOL	Pts	GF	GA	W	L	T/OTL	SOL	Pts	GF
Adirondack	3	1	0	0	6	13	10	2	0	0	0	4	6	2	1	1	0	0	2	7	8
Albany	3	0	0	1	7	11	9	2	0	0	0	4	6	4	1	0	0	1	3	5	5
Binghamton	0	2	0	0	0	4	7	0	1	0	0	0	3	4	0	1	0	0	0	1	3
Bridgeport	4	2	3	1	12	31	34	4	0	0	1	9	20	15	0	2	3	0	3	11	19
Hershey	3	1	0	0	6	12	8	1	1	0	0	2	7	7	2	0	0	0	4	5	1
Manchester	5	0	0	1	11	23	12	2	0	0	1	5	11	6	3	0	0	0	6	12	6
Norfolk	0	3	0	1	1	8	15	0	1	0	1	1	5	8	0	2	0	0	0	3	7
Portland	3	4	1	0	7	23	25	3	1	0	0	6	14	11	0	3	1	0	1	9	14
Providence	3	3	1	1	8	20	18	1	1	1	1	4	8	8	2	2	0	0	4	12	10
Springfield	7	4	0	1	15	36	31	3	2	0	1	7	20	17	4	2	0	0	8	16	14
St. John's	0	3	1	0	1	11	20	0	1	1	0	1	4	8	0	2	0	0	0	7	12
Syracuse	1	0	0	1	3	4	3	1	0	0	0	2	3	1	0	0	0	1	1	1	2
Wilkes-Barre	1	2	1	0	3	3	9	0	1	1	0	1	2	6	1	1	0	0	2	1	3
Worcester	3	1	0	0	6	11	8	2	0	0	0	4	5	2	1	1	0	0	2	6	6
Totals	36	26	7	7	86	210	209	21	9	3	5	50	114	99	15	17	4	2	36	96	110

2010-11		Total						Home						Away							
		W	L	T/OTL	SOL	Pts	GF	GA	W	L	T/OTL	SOL	Pts	GF	GA	W	L	T/OTL	SOL	Pts	GF
Adirondack	4	0	0	0	8	15	8	2	0	0	0	4	7	3	2	0	0	0	4	8	5
Albany	0	1	0	1	1	3	6	0	1	0	0	0	1	3	0	0	0	1	1	2	3
Binghamton	1	1	0	0	2	3	3	0	1	0	0	0	0	1	1	0	0	0	2	3	2
Bridgeport	6	3	0	1	13	31	24	3	2	0	0	6	17	14	3	1	0	1	7	14	10
Hamilton	1	1	0	0	2	6	9	0	1	0	0	0	3	7	1	0	0	0	2	3	2
Hershey	0	2	0	0	0	4	6	0	1	0	0	0	1	2	0	1	0	0	0	3	4
Manchester	2	5	0	1	5	18	24	1	3	0	0	2	8	12	1	2	0	1	3	10	12
Norfolk	1	3	0	0	2	9	18	0	2	0	0	0	4	11	1	1	0	0	2	5	7
Portland	5	3	0	0	10	21	20	2	2	0	0	4	10	9	3	1	0	0	6	11	11
Providence	5	4	0	1	11	32	26	2	2	0	1	5	18	17	3	2	0	0	6	14	9
Springfield	6	2	1	1	14	29	24	3	0	1	1	8	13	11	3	2	0	0	6	16	13
Syracuse	0	1	1	0	1	1	7	0	0	1	0	1	1	2	0	1	0	0	0	0	5
Toronto	0	2	0	0	0	2	13	0	1	0	0	0	0	4	0	1	0	0	0	2	9
Wilkes-Barre	2	0	0	0	4	11	5	1	0	0	0	2	6	3	1	0	0	0	2	5	2
Worcester	5	2	0	1	11	28	20	3	1	0	0	6	14	11	2	1	0	1	5	14	9
Totals	38	30	2	6	84	213	213	17	17	2	2	38	103	110	21	13	0	4	46	110	103

WOLF PACK/WHALE ALL-TIME VS. AHL (Year by Year, cont.)

2009-10		Total							Home							Away						
		W	L	OTL	SOL	Pts	GF	GA	W	L	OTL	SOL	Pts	GF	GA	W	L	OTL	SOL	Pts	GF	GA
Adirondack	1	1	0	0	2	5	5	1	0	0	0	2	3	2	0	1	0	0	0	0	2	3
Albany	0	1	0	1	1	2	5	0	0	0	1	1	1	2	0	1	0	0	0	0	1	3
Binghamton	0	1	0	1	1	4	7	0	0	0	1	1	1	2	0	1	0	0	0	0	3	5
Bridgeport	5	3	0	2	12	26	26	3	2	0	0	6	15	16	2	1	0	2	6	11	10	10
Hamilton	0	1	0	1	1	3	7	0	1	0	0	0	1	4	0	0	0	1	1	2	3	3
Hershey	0	2	0	0	0	2	15	0	1	0	0	0	0	6	0	1	0	0	0	2	9	9
Lowell	5	3	0	0	10	30	19	3	1	0	0	6	18	9	2	2	0	0	4	12	10	10
Manchester	3	5	0	0	6	12	25	3	1	0	0	6	8	6	0	4	0	0	0	4	19	19
Norfolk	1	2	1	0	3	14	16	0	2	0	0	0	7	12	1	0	1	0	3	7	4	4
Portland	1	4	1	0	3	16	26	1	1	1	0	3	7	10	0	3	0	0	0	9	16	16
Providence	6	3	1	0	13	32	30	3	1	1	0	7	18	12	3	2	0	0	6	14	18	18
Springfield	6	2	2	0	14	39	27	3	1	1	0	7	23	17	3	1	1	0	7	16	10	10
Syracuse	1	1	0	0	2	3	3	1	0	0	0	2	2	1	0	1	0	0	0	1	2	2
Toronto	1	0	1	0	3	8	4	1	0	0	0	2	6	1	0	0	1	0	1	2	3	3
Wilkes-Barre	1	1	0	0	2	6	7	1	0	0	0	2	5	3	0	1	0	0	0	1	4	4
Worcester	5	3	0	0	10	29	29	2	2	0	0	4	13	19	3	1	0	0	6	16	10	10
Totals	36	33	6	5	83	231	251	22	13	3	2	49	128	122	14	20	3	3	34	103	129	

2008-09		Total							Home							Away						
		W	L	OTL	SOL	Pts	GF	GA	W	L	OTL	SOL	Pts	GF	GA	W	L	OTL	SOL	Pts	GF	GA
Albany	2	0	0	0	4	8	2	1	0	0	0	2	3	1	1	0	0	0	2	5	1	1
Bridgeport	5	5	0	0	10	25	26	4	1	0	0	8	15	8	1	4	0	0	2	10	18	18
Grand Rapids	1	1	0	0	2	5	4	1	0	0	0	2	3	1	0	1	0	0	0	2	3	3
Hamilton	0	2	0	0	0	2	8	0	1	0	0	0	2	6	0	1	0	0	0	0	2	2
Hershey	0	2	0	0	0	4	10	0	1	0	0	0	2	6	0	1	0	0	0	2	4	4
Lake Erie	2	0	0	0	4	11	5	1	0	0	0	2	6	2	1	0	0	0	2	5	3	3
Lowell	2	4	0	2	6	23	26	1	2	0	1	3	9	11	1	2	0	1	3	14	15	15
Manchester	6	1	1	0	13	22	18	3	1	0	0	6	11	9	3	0	1	0	7	11	9	9
Manitoba	1	2	1	0	3	11	14	0	2	0	0	0	3	8	1	0	1	0	3	8	6	6
Philadelphia	1	1	0	0	2	5	7	1	0	0	0	2	2	1	0	1	0	0	0	3	6	6
Portland	7	1	0	0	14	28	17	3	1	0	0	6	12	10	4	0	0	0	8	16	7	7
Providence	4	3	1	0	9	25	24	3	1	0	0	6	10	9	1	2	1	0	3	15	15	15
Springfield	8	1	0	1	17	37	24	3	1	0	1	7	18	15	5	0	0	0	10	19	9	9
Toronto	1	1	0	0	2	5	7	1	0	0	0	2	4	3	0	1	0	0	0	1	4	4
Wilkes-Barre	2	0	0	0	4	9	2	1	0	0	0	2	4	1	1	0	0	0	2	5	1	1
Worcester	4	3	0	1	9	23	22	2	2	0	0	4	12	10	2	1	0	1	5	11	12	12
Totals	46	27	3	4	99	243	216	25	13	0	2	52	116	101	21	14	3	2	47	127	115	

2007-08		Total							Home							Away						
		W	L	OTL	SOL	Pts	GF	GA	W	L	OTL	SOL	Pts	GF	GA	W	L	OTL	SOL	Pts	GF	GA
Albany	2	0	0	0	4	5	1	1	0	0	0	2	4	1	1	0	0	0	2	1	0	0
Bridgeport	5	3	0	2	12	27	25	2	1	0	2	6	14	11	3	2	0	0	6	13	14	14
Hamilton	1	1	0	0	2	4	4	1	0	0	0	2	3	2	0	1	0	0	0	1	2	2
Hershey	1	1	0	0	2	7	6	0	1	0	0	0	4	5	1	0	0	0	2	3	1	1
Houston	0	2	0	0	0	1	7	0	1	0	0	0	1	6	0	1	0	0	0	0	1	1
Lowell	6	1	0	1	13	26	16	3	1	0	0	6	11	8	3	0	0	1	7	15	8	8
Manchester	4	3	0	1	9	22	20	2	2	0	0	4	7	7	2	1	0	1	5	15	13	13
Norfolk	4	0	0	0	8	19	9	2	0	0	0	4	12	5	2	0	0	0	4	7	4	4
Philadelphia	1	0	0	1	3	9	9	1	0	0	0	2	5	4	0	0	0	1	1	4	5	5
Portland	3	3	1	1	8	23	25	2	0	1	1	6	17	14	1	3	0	0	2	6	11	11
Providence	2	3	1	2	7	25	30	1	3	0	0	2	9	13	1	0	1	2	5	16	17	17
San Antonio	2	0	0	0	4	6	1	1	0	0	0	2	4	0	1	0	0	0	2	2	1	1
Springfield	9	1	0	0	18	46	17	5	0	0	0	10	28	9	4	1	0	0	8	18	8	8
Syracuse	1	1	0	0	2	8	7	0	1	0	0	0	3	4	1	0	0	0	2	5	3	3
Toronto	1	1	0	0	2	6	8	0	1	0	0	0	2	5	1	0	0	0	2	4	3	3
Worcester	8	0	0	0	16	32	13	4	0	0	0	8	15	8	4	0	0	0	8	17	5	5
Totals	50	20	2	8	110	266	198	25	11	1	3	54	139	102	25	9	1	5	56	127	96	

WOLF PACK/WHALE ALL-TIME VS. AHL (Year by Year, cont.)

2006-07		Total							Home							Away						
Team	W	L	OTL	SOL	Pts	GF	GA	W	L	OTL	SOL	Pts	GF	GA	W	L	OTL	SOL	Pts	GF	GA	
Albany	2	0	0	0	4	9	4	1	0	0	0	2	5	1	1	0	0	0	2	4	3	
Bridgeport	9	1	0	0	18	37	19	4	1	0	0	8	20	12	5	0	0	0	10	17	7	
Hershey	1	1	0	0	2	4	4	0	1	0	0	0	1	2	1	0	0	0	2	3	2	
Houston	2	0	0	0	4	8	6	1	0	0	0	2	4	3	1	0	0	0	2	4	3	
Lowell	3	5	0	0	6	20	22	1	3	0	0	2	9	14	2	2	0	0	4	11	8	
Manchester	3	4	1	0	7	20	23	2	1	1	0	5	12	12	1	3	0	0	2	8	11	
Norfolk	1	2	1	0	3	10	11	1	0	1	0	3	8	5	0	2	0	0	0	2	6	
Philadelphia	2	0	0	0	4	6	4	1	0	0	0	2	3	2	1	0	0	0	2	3	2	
Portland	6	2	0	0	12	23	18	3	1	0	0	6	12	8	3	1	0	0	6	11	10	
Providence	6	4	0	0	12	25	21	2	3	0	0	4	12	12	4	1	0	0	8	13	9	
San Antonio	1	1	0	0	2	10	6	1	0	0	0	2	9	3	0	1	0	0	0	1	3	
Springfield	5	4	0	1	11	27	26	3	1	0	1	7	14	9	2	3	0	0	4	13	17	
Wilkes-Barre	1	1	0	0	2	4	7	0	1	0	0	0	0	4	1	0	0	0	2	4	3	
Worcester	5	4	1	0	11	28	30	2	2	1	0	5	15	16	3	2	0	0	6	13	14	
Totals	47	29	3	1	98	231	201	22	14	3	1	48	124	103	25	15	0	0	50	107	98	

2005-06		Total							Home							Away						
Team	W	L	OTL	SOL	Pts	GF	GA	W	L	OTL	SOL	Pts	GF	GA	W	L	OTL	SOL	Pts	GF	GA	
Albany	6	0	0	0	12	25	14	3	0	0	0	6	17	10	3	0	0	0	6	8	4	
Binghamton	0	2	0	0	0	6	9	0	1	0	0	0	1	3	0	1	0	0	0	5	6	
Bridgeport	7	3	0	0	14	37	30	4	1	0	0	8	23	15	3	2	0	0	6	14	15	
Hershey	2	0	0	0	4	10	5	1	0	0	0	2	4	0	1	0	0	0	2	6	5	
Houston	2	0	0	0	4	9	4	1	0	0	0	2	4	3	1	0	0	0	2	5	1	
Lowell	4	3	0	1	9	26	29	2	2	0	0	4	11	10	2	1	0	1	5	15	19	
Manchester	4	1	1	2	11	24	20	3	1	0	0	6	14	11	1	0	1	2	5	10	9	
Norfolk	2	2	0	0	4	16	16	1	1	0	0	2	9	9	1	1	0	0	2	7	7	
Philadelphia	1	0	0	1	3	10	5	0	0	0	1	1	2	3	1	0	0	0	2	8	2	
Portland	4	6	0	0	8	38	41	1	4	0	0	2	17	24	3	2	0	0	6	21	17	
Providence	7	2	0	1	15	29	19	4	1	0	0	8	17	9	3	1	0	1	7	12	10	
San Antonio	1	0	0	1	3	5	4	0	0	0	1	1	1	2	1	0	0	0	2	4	2	
Springfield	7	2	1	0	15	44	27	4	1	0	0	8	22	12	3	1	1	0	7	22	15	
Syracuse	1	1	0	0	2	9	8	1	0	0	0	2	6	4	0	1	0	0	0	3	4	
Wilkes-Barre	0	2	0	0	0	4	10	0	1	0	0	0	4	5	0	1	0	0	0	0	5	
Totals	48	24	2	6	104	292	241	25	13	0	2	52	152	120	23	11	2	4	52	140	121	

2004-05		Total							Home							Away						
Team	W	L	OTL	SOL	Pts	GF	GA	W	L	OTL	SOL	Pts	GF	GA	W	L	OTL	SOL	Pts	GF	GA	
Albany	1	1	0	0	2	5	7	1	0	0	0	2	4	2	0	1	0	0	0	1	5	
Bridgeport	6	2	2	0	14	25	22	4	0	1	0	9	12	6	2	2	1	0	5	13	16	
Hershey	1	1	0	0	2	7	5	0	1	0	0	0	1	4	1	0	0	0	2	6	1	
Houston	1	1	0	0	2	2	3	1	0	0	0	2	1	0	0	1	0	0	0	1	3	
Lowell	5	2	0	1	11	19	15	2	1	0	1	5	8	8	3	1	0	0	6	11	7	
Manchester	4	3	0	1	9	19	25	2	2	0	0	4	9	13	2	1	0	1	5	10	12	
Norfolk	1	1	0	0	2	1	2	0	1	0	0	0	0	2	1	0	0	0	2	1	0	
Philadelphia	1	1	0	0	2	3	6	1	0	0	0	2	2	1	0	1	0	0	0	1	5	
Portland	6	1	1	0	13	26	15	4	0	0	0	8	17	7	2	1	1	0	5	9	8	
Providence	5	5	0	0	10	24	19	4	1	0	0	8	18	8	1	4	0	0	2	6	11	
San Antonio	2	0	0	0	4	5	1	1	0	0	0	2	3	1	1	0	0	0	2	2	0	
Springfield	7	2	0	1	15	29	13	4	1	0	0	8	15	5	3	1	0	1	7	14	8	
Utah	4	0	0	0	8	13	5	2	0	0	0	4	7	3	2	0	0	0	4	6	2	
Wilkes-Barre	1	1	0	0	2	5	5	1	0	0	0	2	4	2	0	1	0	0	0	1	3	
Worcester	5	3	0	0	10	23	17	3	1	0	0	6	10	7	2	2	0	0	4	13	10	
Totals	50	24	3	3	106	206	160	30	8	1	1	62	111	69	20	16	2	2	44	95	91	

WOLF PACK/WHALE ALL-TIME VS. AHL (Year by Year, cont.)

2003-04 Team	Total								Home								Away							
	W	L	T	OTL	Pts	GF	GA	W	L	T	OTL	Pts	GF	GA	W	L	T	OTL	Pts	GF	GA			
Albany	2	0	0	0	4	6	3	1	0	0	0	2	5	3	1	0	0	0	2	1	0			
Bridgeport	3	5	2	0	8	18	18	2	2	1	0	5	12	8	1	3	1	0	2	6	10			
Hershey	1	1	0	0	2	6	6	0	1	0	0	0	2	4	1	0	0	0	2	4	2			
Houston	2	0	0	0	4	5	0	1	0	0	0	2	4	0	1	0	0	0	2	1	0			
Lowell	5	0	2	1	13	24	13	2	0	2	0	6	11	5	3	0	0	1	7	13	8			
Manchester	4	4	0	0	8	19	19	3	1	0	0	6	10	6	1	3	0	0	2	9	13			
Norfolk	1	1	0	0	2	6	7	1	0	0	0	2	5	2	0	1	0	0	0	1	5			
Philadelphia	1	0	1	0	3	7	3	1	0	0	0	2	4	0	0	0	1	0	1	3	3			
Portland	5	1	2	0	12	18	9	2	1	1	0	5	7	5	3	0	1	0	7	11	4			
Providence	7	2	1	0	15	23	13	3	1	1	0	7	12	7	4	1	0	0	8	11	6			
San Antonio	1	0	1	0	3	5	3	1	0	0	0	2	3	1	0	0	1	0	1	2	2			
Springfield	5	2	2	1	13	31	27	3	1	1	0	7	16	13	2	1	1	1	6	15	14			
Utah	3	1	0	0	6	10	5	1	1	0	0	2	4	5	2	0	0	0	4	6	0			
Wilkes-Barre	2	0	0	0	4	7	4	1	0	0	0	2	3	2	1	0	0	0	2	4	2			
Worcester	2	5	1	0	5	13	23	2	2	0	0	4	8	8	0	3	1	0	1	5	15			
Totals	44	22	12	2	102	198	153	24	10	6	0	54	106	69	20	12	6	2	48	92	84			

2002-03 Team	Total								Home								Away							
	W	L	T	OTL	Pts	GF	GA	W	L	T	OTL	Pts	GF	GA	W	L	T	OTL	Pts	GF	GA			
Albany	4	2	1	1	10	24	21	2	2	0	0	4	11	12	2	0	1	1	6	13	9			
Binghamton	4	0	0	0	8	16	5	2	0	0	0	4	8	2	2	0	0	0	4	8	3			
Bridgeport	3	4	1	2	9	28	25	2	2	1	0	5	19	11	1	2	0	2	4	9	14			
Chicago	1	1	0	0	2	5	4	0	1	0	0	0	1	4	1	0	0	0	2	4	0			
Houston	0	1	0	1	1	3	10	0	1	0	0	0	0	6	0	0	0	1	3	4				
Lowell	2	2	0	0	4	9	9	0	2	0	0	0	1	6	2	0	0	0	4	8	3			
Manchester	1	2	1	0	3	15	15	0	1	1	0	1	4	5	1	1	0	0	2	11	10			
Manitoba	2	1	0	1	5	8	10	1	0	0	1	3	6	5	1	1	0	0	2	2	5			
Milwaukee	1	0	1	0	3	10	7	1	0	0	0	2	6	3	0	0	1	0	1	4	4			
Philadelphia	0	0	1	1	2	9	10	0	0	1	0	1	5	5	0	0	0	1	1	4	5			
Portland	1	0	1	0	3	7	3	1	0	0	0	2	5	1	0	0	1	0	1	2	2			
Providence	1	6	2	1	5	27	39	0	3	1	1	2	11	19	1	3	1	0	3	16	20			
Saint John	1	1	0	0	2	5	6	1	0	0	0	2	4	2	0	1	0	0	0	1	4			
San Antonio	0	1	1	0	1	3	7	0	1	0	0	0	2	6	0	0	1	0	1	1	1			
Springfield	6	3	0	1	13	37	26	5	0	0	0	10	24	10	1	3	0	1	3	13	16			
St. John's	3	1	0	0	6	20	13	1	1	0	0	2	12	9	2	0	0	0	4	8	4			
Utah	1	2	1	0	3	18	17	1	0	1	0	3	12	8	0	2	0	0	0	6	9			
Worcester	2	0	2	0	6	11	9	1	0	1	0	3	4	3	1	0	1	0	3	7	6			
Totals	33	27	12	8	86	255	236	18	14	6	2	44	135	117	15	13	6	6	42	120	119			

2001-02 Team	Total								Home								Away							
	W	L	T	OTL	Pts	GF	GA	W	L	T	OTL	Pts	GF	GA	W	L	T	OTL	Pts	GF	GA			
Albany	5	3	0	0	10	32	24	2	2	0	0	4	15	11	3	1	0	0	6	17	13			
Bridgeport	4	6	0	0	8	23	34	3	2	0	0	6	14	13	1	4	0	0	2	9	21			
Chicago	1	1	0	0	2	6	6	1	0	0	0	2	5	2	0	1	0	0	0	1	4			
Hershey	2	0	0	0	4	5	1	1	0	0	0	2	3	0	1	0	0	0	2	2	1			
Houston	2	2	0	0	4	15	13	1	1	0	0	2	8	7	1	1	0	0	2	7	6			
Lowell	0	0	2	2	4	10	12	0	0	1	1	2	5	6	0	0	1	1	2	5	6			
Manchester	1	0	1	0	3	6	5	0	0	1	0	1	2	2	1	0	0	0	2	4	3			
Manitoba	2	2	0	0	4	9	11	1	1	0	0	2	4	4	1	1	0	0	2	5	7			
Norfolk	3	0	1	0	7	13	10	2	0	0	0	4	4	2	1	0	1	0	3	9	8			
Philadelphia	1	1	0	0	2	6	10	0	1	0	0	0	2	7	1	0	0	0	2	4	3			
Portland	1	0	1	0	3	3	2	0	0	1	0	1	1	1	1	0	0	0	2	2	1			
Providence	5	2	1	0	11	28	20	2	1	1	0	5	14	10	3	1	0	0	6	14	10			
Quebec	1	1	0	0	2	6	6	1	0	0	0	2	4	1	0	1	0	0	0	2	5			
Rochester	1	0	0	1	3	6	6	0	0	0	1	1	2	3	1	0	0	0	2	4	3			
Springfield	6	4	0	0	12	31	34	4	1	0	0	8	19	16	2	3	0	0	4	12	18			
St. John's	1	1	2	0	4	14	13	1	0	1	0	3	8	6	0	1	1	0	1	6	7			
Wilkes-Barre	1	0	1	0	3	9	8	1	0	0	0	2	6	5	0	0	1	0	1	3	3			
Worcester	4	3	1	0	9	27	28	2	1	1	0	5	16	12	2	2	0	0	4	11	16			
Totals	41	26	10	3	95	249	243	22	10	6	2	52	132	108	19	16	4	1	43	117	135			

WOLF PACK/WHALE ALL-TIME VS. AHL (Year by Year, cont.)

2000-01 Team	Total							Home							Away							
	W	L	T	OTL	Pts	GF	GA	W	L	T	OTL	Pts	GF	GA	W	L	T	OTL	Pts	GF	GA	
Albany	4	0	0	0	8	16	8	2	0	0	0	4	9	4	2	0	0	0	4	7	4	4
Cincinnati	0	2	0	0	0	5	10	0	1	0	0	0	3	5	0	1	0	0	0	2	5	5
Hamilton	0	0	0	0	0	0	0	0	0	0	0	0	0	0	0	0	0	0	0	0	0	0
Hershey	0	0	0	0	0	0	0	0	0	0	0	0	0	0	0	0	0	0	0	0	0	0
Kentucky	1	1	1	1	4	9	12	1	0	1	0	3	5	3	0	1	0	1	1	4	9	9
Louisville	1	1	0	0	2	10	7	1	0	0	0	2	6	1	0	1	0	0	0	4	6	6
Lowell	4	2	1	1	10	25	20	3	0	1	0	7	17	7	1	2	0	1	3	8	13	13
Norfolk	0	2	2	0	2	8	15	0	1	1	0	1	4	8	0	1	1	0	1	4	7	7
Philadelphia	2	0	0	0	4	10	8	1	0	0	0	2	5	4	1	0	0	0	2	5	4	4
Portland	4	1	0	1	9	22	17	2	1	0	0	4	12	8	2	0	0	1	5	10	9	9
Providence	4	4	1	1	10	35	33	2	2	0	1	5	20	20	2	2	1	0	5	15	13	13
Quebec	2	1	1	0	5	12	10	1	1	0	0	2	6	5	1	0	1	0	3	6	5	5
Rochester	1	1	0	0	2	9	5	0	1	0	0	0	3	4	1	0	0	0	2	6	1	1
Saint John	3	1	0	0	6	12	13	2	0	0	0	4	7	4	1	1	0	0	2	5	9	9
Springfield	7	1	0	2	16	42	28	3	1	0	1	7	19	14	4	0	0	1	9	23	14	14
St. John's	2	1	1	0	5	12	10	0	1	1	0	1	7	8	2	0	0	0	4	5	2	2
Syracuse	1	0	1	0	3	9	8	1	0	0	0	2	5	4	0	0	1	0	1	4	4	4
W-B/Scranton	1	1	0	0	2	4	5	0	1	0	0	0	1	4	1	0	0	0	2	3	1	1
Worcester	3	7	0	0	6	23	38	2	3	0	0	4	12	13	1	4	0	0	2	11	25	25
Totals	40	26	8	6	94	263	247	21	13	4	2	48	141	116	19	13	4	4	46	122	131	

1999-2000 Team	Total							Home							Away							
	W	L	T	OTL	Pts	GF	GA	W	L	T	OTL	Pts	GF	GA	W	L	T	OTL	Pts	GF	GA	
Albany	2	0	0	0	4	7	3	1	0	0	0	2	5	2	1	0	0	0	2	2	1	1
Cincinnati	2	0	0	0	4	6	2	1	0	0	0	2	5	2	1	0	0	0	2	1	0	0
Hamilton	1	1	0	0	2	5	8	0	1	0	0	0	2	6	1	0	0	0	2	3	2	2
Hershey	1	1	0	0	2	7	9	0	1	0	0	0	3	6	1	0	0	0	2	4	3	3
Kentucky	1	1	0	0	2	3	4	0	1	0	0	0	1	3	1	0	0	0	2	2	1	1
Louisville	1	1	0	0	2	7	8	1	0	0	0	2	4	3	0	1	0	0	0	3	5	5
Lowell	4	1	1	0	9	24	15	3	0	0	0	6	15	5	1	1	1	0	3	9	10	10
Philadelphia	1	3	0	0	2	7	9	0	2	0	0	0	3	7	1	1	0	0	2	4	2	2
Portland	3	3	2	0	8	19	22	2	2	0	0	4	9	12	1	1	2	0	4	10	10	10
Providence	7	1	1	1	16	31	20	4	1	0	0	8	16	9	3	0	1	1	8	15	11	11
Quebec	6	0	0	0	12	27	12	3	0	0	0	6	11	6	3	0	0	0	6	16	6	6
Rochester	0	1	0	1	1	7	9	0	0	0	1	1	5	6	0	1	0	0	0	2	3	3
Saint John	2	2	0	0	4	10	9	1	1	0	0	2	5	5	1	1	0	0	2	5	4	4
Springfield	5	3	2	0	12	27	28	4	1	0	0	8	14	11	1	2	2	0	4	13	17	17
St. John's	3	1	0	0	6	14	9	1	1	0	0	2	5	4	2	0	0	0	4	9	5	5
Syracuse	2	0	0	0	4	10	5	1	0	0	0	2	4	2	1	0	0	0	2	6	3	3
W-B/Scranton	2	0	0	0	4	8	5	1	0	0	0	2	5	3	1	0	0	0	2	3	2	2
Worcester	6	3	1	0	13	30	21	4	1	0	0	8	16	7	2	2	1	0	5	14	14	14
Totals	49	22	7	2	107	249	198	27	12	0	1	55	128	99	22	10	7	1	52	121	99	

1998-99 Team	Total							Home							Away							
	W	L	T	OTL	Pts	GF	GA	W	L	T	OTL	Pts	GF	GA	W	L	T	OTL	Pts	GF	GA	
Adirondack	2	0	0	0	4	9	5	1	0	0	0	2	5	2	1	0	0	0	2	4	3	3
Albany	0	2	0	0	0	5	9	0	1	0	0	0	3	4	0	1	0	0	0	2	5	5
Cincinnati	1	1	0	0	2	8	9	1	0	0	0	2	4	2	0	1	0	0	0	4	7	7
Fredericton	1	2	1	0	3	13	13	0	1	1	0	1	6	8	1	1	0	0	2	7	5	5
Hamilton	1	0	0	1	3	5	5	1	0	0	0	2	2	1	0	0	0	1	1	3	4	4
Hershey	2	1	1	0	5	10	10	1	0	1	0	3	4	2	1	1	0	0	2	6	8	8
Kentucky	0	2	0	0	0	3	7	0	1	0	0	0	1	4	0	1	0	0	0	2	3	3
Lowell	2	1	1	0	5	10	10	2	0	0	0	4	6	2	0	1	1	0	1	4	8	8
New Haven	7	2	0	1	15	33	27	3	1	0	1	7	15	13	4	1	0	0	8	18	14	14
Philadelphia	2	2	0	0	4	14	12	1	1	0	0	2	9	7	1	1	0	0	2	5	5	5
Portland	3	1	0	0	6	16	11	1	1	0	0	2	7	7	2	0	0	0	4	9	4	4
Providence	5	3	0	2	12	40	37	4	1	0	0	8	23	16	1	2	0	2	4	17	21	21
Rochester	0	2	0	0	0	6	10	0	1	0	0	0	4	5	0	1	0	0	0	2	5	5
Saint John	1	3	0	0	2	12	16	0	2	0	0	0	7	12	1	1	0	0	2	5	4	4
Springfield	5	2	1	2	13	32	28	4	1	0	0	8	19	12	1	1	1	2	5	13	16	16
St. John's	2	2	0	0	4	11	12	1	1	0	0	2	5	6	1	1	0	0	2	6	6	6
Syracuse	0	0	0	0	0	0	0	0	0	0	0	0	0	0	0	0	0	0	0	0	0	0
Worcester	4	5	1	0	9	29	35	3	2	0	0	6	16	14	1	3	1	0	3	13	21	21
Totals	38	31	5	6	87	256	256	23	14	2	1	49	136	117	15	17	3	5	38	120	139	

WOLF PACK/WHALE ALL-TIME VS. AHL (Year by Year, cont.)

1997-98 Team	Total								Home						Away						
	W	L	T	OTL	Pts	GF	GA		W	L	T	OTL	Pts	GF	GA	W	L	T	OTL	Pts	GF
Adirondack	2	0	0	0	4	11	5	1	0	0	0	2	6	3	1	0	0	0	2	5	2
Albany	0	2	2	0	2	8	13	0	1	1	0	1	3	6	0	1	1	0	1	5	7
Cincinnati	1	0	1	0	3	4	3	0	0	1	0	1	1	1	1	0	0	0	2	3	2
Fredericton	4	2	0	0	8	18	19	2	1	0	0	4	7	8	2	1	0	0	4	11	11
Hamilton	0	0	0	0	0	0	0	0	0	0	0	0	0	0	0	0	0	0	0	0	0
Hershey	2	1	1	0	5	14	11	1	0	1	0	3	5	4	1	1	0	0	2	9	7
Kentucky	2	0	0	0	4	8	3	1	0	0	0	2	5	2	1	0	0	0	2	3	1
New Haven	6	3	1	0	13	38	28	5	0	0	0	10	25	10	1	3	1	0	3	13	18
Philadelphia	2	0	1	1	6	14	9	0	0	1	1	2	3	4	2	0	0	0	4	11	5
Portland	2	1	1	0	5	10	11	1	0	1	0	3	4	3	1	1	0	0	2	6	8
Providence	5	1	2	0	12	29	20	2	0	2	0	6	14	11	3	1	0	0	6	15	9
Rochester	2	0	0	0	4	8	6	1	0	0	0	2	5	4	1	0	0	0	2	3	2
Saint John	5	1	0	0	10	25	12	2	1	0	0	4	14	7	3	0	0	0	6	11	5
Springfield	4	7	1	0	9	36	39	2	4	0	0	4	22	22	2	3	1	0	5	14	17
St. John's	2	2	0	0	4	15	12	1	1	0	0	2	8	5	1	1	0	0	2	7	7
Syracuse	1	0	1	0	3	5	3	0	0	1	0	1	3	3	1	0	0	0	2	2	0
Worcester	3	4	1	0	7	29	33	3	1	0	0	6	20	14	0	3	1	0	1	9	19
Totals	43	24	12	1	99	272	227	22	9	8	1	53	145	107	21	15	4	0	46	127	120



Eric Cairns



Adam Tambellini

Hartford Wolf Pack/Connecticut Whale Playoff History

1997-98

Eastern Conference Quarterfinals vs. Beast of New Haven

Game 1 – April 17 Wolf Pack 7, Beast 4 at Hartford
Game 2 – April 18 Wolf Pack 6, Beast 4 at Hartford
Game 3 – April 22 Wolf Pack 3, Beast 2 at New Haven
Hartford wins series, 3-0

Eastern Conference Semifinals vs. Worcester IceCats

Game 1 – April 29 Wolf Pack 5, IceCats 2 at Hartford
Game 2 – May 1 Wolf Pack 5, IceCats 1 at Hartford
Game 3 – May 2 IceCats 6, Wolf Pack 3 at Worcester
Game 4 – May 5 IceCats 7, Wolf Pack 1 at Worcester
Game 5 – May 10 IceCats 4, Wolf Pack 1 at Hartford
Game 6 – May 12 Wolf Pack 4, IceCats 1 at Worcester
Game 7 – May 13 Wolf Pack 8, IceCats 2 at Hartford
Hartford wins series, 4-3

Eastern Conference Finals vs. Saint John Flames

Game 1 – May 16 Flames 5, Wolf Pack 4 at Saint John
Game 2 – May 18 Wolf Pack 6, Flames 1 at Saint John
Game 3 – May 20 Flames 5, Wolf Pack 2 at Hartford
Game 4 – May 22 Flames 4, Wolf Pack 3 at Hartford
Game 5 – May 24 Flames 7, Wolf Pack 3 at Hartford
Saint John wins series, 4-1

1998-99

Eastern Conference Quarterfinals vs. Springfield Falcons

Game 1 – April 23 Wolf Pack 2, Falcons 1 at Hartford
Game 2 – April 24 Wolf Pack 5, Falcons 2 at Hartford
Game 3 – April 30 Wolf Pack 6, Falcons 2 at Springfield
Hartford wins series, 3-0

Eastern Conference Semifinals vs. Providence Bruins

Game 1 – May 5 Bruins 5, Wolf Pack 4 at Providence (2OT)
Game 2 – May 7 Bruins 5, Wolf Pack 3 at Providence
Game 3 – May 8 Bruins 5, Wolf Pack 4 at Hartford (OT)
Game 4 – May 10 Bruins 2, Wolf Pack 1 at Hartford
Providence wins series, 4-0



Bob Errey

1999-2000

Eastern Conference Quarterfinals vs. Springfield Falcons

Game 1 – April 13 Wolf Pack 3, Falcons 1 at Hartford
Game 2 – April 15 Falcons 6, Wolf Pack 5 at Hartford (OT)
Game 3 – April 16 Falcons 3, Wolf Pack 0 at Springfield
Game 4 – April 18 Wolf Pack 5, Falcons 2 at Springfield
Game 5 – April 20 Wolf Pack 7, Falcons 2 at Hartford
Hartford wins series, 3-2

Eastern Conference Semifinals vs. Worcester IceCats

Game 1 – April 22 Wolf Pack 6, IceCats 3 at Hartford
Game 2 – April 25 IceCats 4, Wolf Pack 1 at Hartford
Game 3 – April 26 Wolf Pack 2, IceCats 1 at Worcester
Game 4 – April 29 Wolf Pack 3, IceCats 2 at Worcester
Game 5 – April 30 Wolf Pack 2, IceCats 0 at Hartford
Hartford wins series, 4-1

Eastern Conference Finals vs. Providence Bruins

Game 1 – May 6 Wolf Pack 2, Bruins 1 at Hartford
Game 2 – May 9 Bruins 4, Wolf Pack 1 at Hartford
Game 3 – May 12 Bruins 5, Wolf Pack 4 at Providence
Game 4 – May 14 Bruins 3, Wolf Pack 2 at Providence (2OT)
Game 5 – May 17 Wolf Pack 3, Bruins 2 at Hartford
Game 6 – May 19 Wolf Pack 5, Bruins 3 at Providence
Game 7 – May 21 Wolf Pack 3, Bruins 2 at Hartford (OT)
Hartford wins series, 4-3

Calder Cup Finals vs. Rochester Americans

Game 1 – May 24 Wolf Pack 1, Americans 0 at Hartford
Game 2 – May 26 Americans 4, Wolf Pack 1 at Hartford
Game 3 – May 28 Wolf Pack 3, Americans 1 at Rochester
Game 4 – May 31 Americans 4, Wolf Pack 2 at Rochester
Game 5 – June 2 Wolf Pack 3, Americans 0 at Hartford
Game 6 – June 4 Wolf Pack 4, Americans 1 at Rochester
Hartford wins series, 4-2

2000-01

Eastern Conference Quarterfinals vs. Providence Bruins

Game 1 – April 11 Wolf Pack 3, Bruins 1 at Hartford
Game 2 – April 13 Wolf Pack 2, Bruins 1 at Hartford
Game 3 – April 14 Bruins 5, Wolf Pack 4 at Providence (OT)
Game 4 – April 16 Bruins 4, Wolf Pack 3, at Providence
Game 5 – April 18 Bruins 2, Wolf Pack 1, at Hartford
Providence wins series, 3-2

2001-02

Eastern Conference Quarterfinals vs. Manchester Monarchs

Game 1 – April 13 Wolf Pack 5, Monarchs 3 at Hartford
Game 2 – April 14 Monarchs 4, Wolf Pack 3, at Hartford
Game 3 – April 17 Monarchs 6, Wolf Pack 2 at Manchester
Game 4 – April 19 Wolf Pack 3, Monarchs 1 at Manchester
Game 5 – April 18 Wolf Pack 3, Monarchs 2 at Hartford (2 OT)
Hartford wins series, 3-2

Eastern Conference Semifinals vs. Hamilton Bulldogs

Game 1 – April 25 Bulldogs 3, Wolf Pack 2 at Hartford (OT)
 Game 2 – April 26 Wolf Pack 3, Bulldogs 2 at Hartford (2 OT)
 Game 3 – April 29 Bulldogs 4, Wolf Pack 1 at Hamilton
 Game 4 – April 30 Bulldogs 4, Wolf Pack 2 at Hamilton
 Game 5 – May 2 Bulldogs 5, Wolf Pack 2 at Hamilton
 Hamilton wins series, 4-1

2002-03**Eastern Conference Qualifying Round vs. Springfield Falcons**

Game 1 – April 9 Falcons 3, Wolf Pack 1 at Hartford
 Game 2 – April 11 Falcons 3, Wolf Pack 2 at Hartford
 Springfield wins series, 2-0

2003-04**Atlantic Division Semifinals vs. Portland Pirates**

Game 1 – April 20 Pirates 3, Wolf Pack 1 at Hartford
 Game 2 – April 21 Wolf Pack 1, Pirates 0 at Hartford
 Game 3 – April 23 Wolf Pack 2, Pirates 1 at Portland (2 OT)
 Game 4 – April 25 Wolf Pack 5, Pirates 3 at Portland
 Game 5 – April 28 Wolf Pack 4, Pirates 0 at Hartford
 Hartford wins series, 4-1

Atlantic Division Finals vs. Worcester IceCats

Game 1 – April 30 Wolf Pack 3, IceCats 1 at Hartford
 Game 2 – May 1 Wolf Pack 3, IceCats 0 at Worcester
 Game 3 – May 2 Wolf Pack 4, IceCats 3 at Worcester (OT)
 Game 4 – May 5 Wolf Pack 4, IceCats 3 at Hartford (3 OT)
 Hartford wins series, 4-0

Eastern Conference Finals vs. Wilkes-Barre/Scranton Penguins

Game 1 – May 18 Penguins 3, Wolf Pack 1 at Wilkes-Barre
 Game 2 – May 20 Wolf Pack 3, Penguins 2 at Wilkes-Barre (OT)
 Game 3 – May 22 Wolf Pack 3, Penguins 2 at Hartford
 Game 4 – May 23 Penguins 5, Wolf Pack 4 at Hartford
 Game 5 – May 25 Penguins 4, Wolf Pack 3 at Hartford (OT)
 Game 6 – May 28 Wolf Pack 4, Penguins 1 at Wilkes-Barre
 Game 7 – May 29 Penguins 2, Wolf Pack 1 at Hartford (OT)
 Wilkes-Barre/Scranton wins series, 4-3

2004-05**Atlantic Division Semifinals vs. Lowell Lock Monsters**

Game 1 – April 21 Wolf Pack 5, Lock Monsters 2 at Hartford
 Game 2 – April 23 Lock Monsters 2, Wolf Pack 1 at Hartford
 Game 3 – April 24 Wolf Pack 4, Lock Monsters 1 at Lowell
 Game 4 – April 26 Lock Monsters 3, Wolf Pack 2 at Lowell
 Game 5 – April 28 Lock Monsters 3, Wolf Pack 2 at Hartford
 Game 6 – April 30 Lock Monsters 3, Wolf Pack 0 at Lowell
 Lowell wins series, 4-2

2005-06**Atlantic Division Semifinals vs. Manchester Monarchs**

Game 1 – April 18 Monarchs 1, Wolf Pack 0 at Hartford
 Game 2 – April 19 Wolf Pack 3, Monarchs 2 at Hartford (OT)
 Game 3 – April 21 Monarchs 6, Wolf Pack 5 at Manchester (2 OT)
 Game 4 – April 23 Wolf Pack 7, Monarchs 0 at Manchester
 Game 5 – April 25 Monarchs 8, Wolf Pack 6 at Hartford
 Game 6 – April 27 Wolf Pack 3, Monarchs 1 at Manchester
 Game 7 – April 29 Wolf Pack 2, Monarchs 1 at Hartford
 Hartford wins series, 4-3

Atlantic Division Finals vs. Portland Pirates

Game 1 – May 2 Pirates 6, Wolf Pack 2 at Hartford
 Game 2 – May 4 Wolf Pack 3, Pirates 2 at Hartford (OT)
 Game 3 – May 6 Pirates 4, Wolf Pack 3 at Portland (OT)
 Game 4 – May 7 Wolf Pack 4, Pirates 2 at Portland
 Game 5 – May 11 Pirates 4, Wolf Pack 1 at Portland
 Game 6 – May 14 Pirates 5, Wolf Pack 4 at Portland (OT)
 Portland wins series, 4-2

2006-07**Atlantic Division Semifinals vs. Providence Bruins**

Game 1 – April 18 Wolf Pack 5, Bruins 1 at Hartford
 Game 2 – April 20 Bruins 4, Wolf Pack 2 at Hartford
 Game 3 – April 21 Wolf Pack 5, Bruins 2 at Providence
 Game 4 – April 24 Bruins 5, Wolf Pack 1 at Providence
 Game 5 – April 26 Wolf Pack 1, Bruins 0 at Providence
 Game 6 – April 28 Bruins 5, Wolf Pack 2 at Hartford
 Game 7 – April 29 Bruins 5, Wolf Pack 4 at Hartford
 Providence wins series, 4-3

2007-08**Atlantic Division Semifinals vs. Portland Pirates**

Game 1 – April 16 Wolf Pack 3, Pirates 1 at Hartford
 Game 2 – April 17 Pirates 3, Wolf Pack 2 at Hartford (2 OT)
 Game 3 – April 19 Pirates 3, Wolf Pack 2 at Portland
 Game 4 – April 20 Pirates 4, Wolf Pack 3 at Portland
 Game 5 – April 22 Pirates 3, Wolf Pack 2 at Hartford
 Portland wins series, 4-1

2008-09**Atlantic Division Semifinals vs. Worcester Sharks**

Game 1 – April 16 Wolf Pack 2, Sharks 0 at Hartford
 Game 2 – April 18 Wolf Pack 5, Sharks 3 at Hartford
 Game 3 – April 20 Sharks 3, Wolf Pack 2 at Worcester (2 OT)
 Game 4 – April 22 Sharks 6, Wolf Pack 0 at Worcester
 Game 5 – April 23 Sharks 3, Wolf Pack 1 at Hartford
 Game 6 – April 25 Sharks 5, Wolf Pack 3 at Worcester
 Worcester wins series, 4-2

2010-11

Atlantic Division Semifinals vs. Portland Pirates

Game 1 – April 14 Pirates 3, Whale 2 at Portland
Game 2 – April 16 Pirates 3, Whale 2 at Portland (OT)
Game 3 – April 17 Whale 3, Pirates 1 at Connecticut
Game 4 – April 19 Whale 3, Pirates 1 at Connecticut
Game 5 – April 21 Pirates 5, Whale 4 at Portland
Game 6 – April 23 Pirates 6, Whale 4 at Connecticut
Portland wins series, 4-2

2011-12

Eastern Conference Quarterfinals vs. Bridgeport Sound Tigers

Game 1 – April 19 Whale 3, Sound Tigers 0 at Bridgeport
Game 2 – April 21 Whale 3, Sound Tigers 0 at Bridgeport
Game 3 – April 22 Whale 4, Sound Tigers 3 at Hartford (OT)
Connecticut wins series, 3-0

Eastern Conference Semifinals vs. Norfolk Admirals

Game 1 – May 2 Whale 3, Admirals 2 at Norfolk (OT)
Game 2 – May 4 Admirals 4, Whale 1 at Norfolk
Game 3 – May 6 Admirals 4, Whale 3 at Hartford
Game 4 – May 7 Whale 4, Admirals 1 at Hartford
Game 5 – May 9 Admirals 4, Whale 0 at Hartford (in Bridgeport)
Game 6 – May 11 Admirals 2, Whale 1 at Norfolk (OT)
Norfolk wins series, 4-2



Matt Zaba

2014-15

Eastern Conference Quarterfinals vs. Providence Bruins

Game 1 – April 22 Wolf Pack 3, Bruins 1 at Hartford
Game 2 – April 25 Bruins 2, Wolf Pack 1 at Hartford
Game 3 – April 26 Bruins 2, Wolf Pack 1 at Providence (2 OT)
Game 4 – April 28 Wolf Pack 2, Bruins 1 at Providence
Game 5 – May 1 Wolf Pack 3, Bruins 2 at Hartford (OT)
Hartford wins series, 3-2

Eastern Conference Semifinals vs. Hershey Bears

Game 1 – May 6 Wolf Pack 2, Bears 1 at Hershey (OT)
Game 2 – May 8 Bears 6, Wolf Pack 4 at Hershey
Game 3 – May 10 Bears 2, Wolf Pack 1 at Hartford (in Worcester)
Game 4 – May 11 Wolf Pack 3, Bears 1 at Hartford (in Worcester)
Game 5 – May 13 Wolf Pack 5, Bears 4 at Hershey (OT)
Game 6 – May 15 Wolf Pack 6, Bears 3 at Hartford
Hartford wins series, 4-2

Eastern Conference Finals vs. Manchester Monarchs

Game 1 – May 21 Monarchs 3, Wolf Pack 2 at Manchester
Game 2 – May 23 Monarchs 7, Wolf Pack 4 at Manchester
Game 3 – May 26 Monarchs 5, Wolf Pack 3 at Hartford
Game 4 – May 27 Monarchs 3, Wolf Pack 1 at Hartford
Manchester wins series, 4-0



Chad Kolarik

HARTFORD WOLF PACK/CONNECTICUT WHALE ALL-TIME PLAYOFF HIGHS AND LOWS

TEAM

Most goals scored, game:	8	May 13, 1998 vs. Worcester
Most goals allowed, game:	8	April 25, 2006 vs. Manchester
Most goals scored, period:	7	April 17, 1998 vs. New Haven, 3 rd period
Most goals allowed, period:	5	May 2, 1998 @ Worcester (3 rd period), April 22, 2009 @ Worcester (3 rd period)
Largest margin of victory:	7	April 23, 2006 @ Manchester, 7-0
Largest margin of defeat:	6	April 5, 1998 @ Worcester, 7-1; April 22, 2009 @ Worcester, 6-0
Most shots on goal, game:	65	May 14, 2000 @ Providence (2OT)
Most shots on goal, game (regulation):	50	April 17, 1998 vs. New Haven
Most shots on goal allowed, game:	62	April 14, 2001 @ Providence (OT)
Most shots on goal allowed, game (regulation):	55	May 7, 1999 @ Providence
Most shots on goal, period:	22	April 17, 1998 vs. New Haven (3 rd period), April 22, 2012 vs. Bridgeport (2 nd period)
Most shots on goal allowed, period:	28	May 7, 1999 @ Providence (1 st period)
Fewest shots on goal, game:	17	April 28, 2015 @ Providence
Fewest shots on goal allowed, game:	15	April 23, 1999 vs. Springfield, April 20, 2007 vs. Providence
Fewest shots on goal, period:	2	April 16, 2011 @ Portland (3 rd period)
Fewest shots on goal allowed, period:	1	April 25, 2004 @ Portland (1 st period)
Most power play goals scored, game:	4	Three times, last: April 23, 2006 @ Manchester
Most power play goals allowed, game:	4	May 5, 1998 @ Worcester
Most shorthanded goals scored, game:	2	May 22, 2004 vs. Wilkes-Barre/Scranton
Most shorthanded goals allowed, game:	1	Ten times, last: May 15, 2015 vs. Hershey
Fastest two goals scored:	:11	May 5, 1999 @ Providence (Gernander/Armstrong)
Fastest two goals allowed:	:11	April 15, 2000 vs. Springfield (Audet/Mills)
Fastest goal scored to start a period:	:12	May 2, 2004 @ Worcester (Balej, OT)
Fastest goal allowed to start a period:	:17	Three times, last: April 18, 2001 vs. Providence (Manlow, 3 rd)
Longest Game:	107:49	May 5, 2004 vs. Worcester; Game 4, Division Finals; Wolf Pack - 4, Worcester - 3 (Ken Gernander, 7:49, 3 rd OT)
Longest winning streak:	8	April 21 to May 5, 2004
Longest losing streak:	6	April 29, 2002 to April 20, 2004; April 20, 2009 to April 16, 2011

INDIVIDUAL

Most goals, game:	4	Chris Kenady, April 20, 2000 vs. Springfield
Most assists, game:	3	20 times, last: Chris Bourque, May 15, 2015 vs. Hershey
Most points, game:	6	Chris Kenady, April 20, 2000 vs. Springfield (4-2-6)
Most shots on goal, game:	13	John Tripp, April 20, 2002 vs. Manchester
Most saves, game:	57	Johan Holmqvist, April 14, 2001 @ Providence (OT)
Most saves, game (regulation):	52	Dan Cloutier, May 12, 1998 @ Worcester
Most penalty minutes, game:	39	Dave MacIsaac, April 17, 2002 @ Manchester
Longest point-scoring streak:	14	Marc Savard, May 12, 1998 - May 10, 1999 (3-21-24)
Longest point-scoring streak (single playoff):	10	Alex Giroux, April 19-May 7, 2006 (7-9-16)
Longest goal-scoring streak:	5	Jeff Toms, April 11 - April 18, 2001 (6-0-6)
Longest assist-scoring streak:	10	Marc Savard, May 20, 1998 - May 10, 1999 (15a)
Longest assist-scoring streak (single playoff):	7	Marc Savard, April 23 - May 10, 1999 (12a)

Wolf Pack/ Whale All-Time vs. the AHL (playoffs)

	Home	Road	Total
Bridgeport Sound Tigers (2012)	1-0	2-0	3-0
Hamilton Bulldogs (2002)	1-1	0-3	1-4
Hershey Bears (2015)	2-1	2-1	4-2
Lowell Lock Monsters (2005)	1-2	1-2	2-4
Manchester Monarchs (2002, 2006, 2015)	4-5	3-4	7-9
Beast of New Haven (1998)	2-0	1-0	3-0
Norfolk Admirals (2012)	1-2	1-2	2-4
Portland Pirates (2004, 2006, 2008, 2011)	6-5	3-8	9-13
Providence Bruins (1999, 2000, 2001, 2007, 2015)	8-8	4-8	12-16
Rochester Americans (2000)	2-1	2-1	4-2
Saint John Flames (1998)	0-3	1-1	1-4
Springfield Falcons (1999, 2000, 2003)	4-3	2-1	6-4
Wilkes-Barre/Scranton Penguins (2004)	1-3	2-1	3-4
Worcester IceCats (1998, 2000, 2004)	7-2	5-2	12-4
Worcester Sharks (2009)	2-1	0-3	2-4
	42-37	29-37	71-74

Wolf Pack/Whale Playoff Overtime History

<u>Date</u>	<u>Opponent</u>	<u>Game</u>	<u>Result</u>	<u>Game Length</u>	<u>Game-Winning Goal</u>
5/13/15	@ Hershey	CSF, Game Five	5-4 W	71:39	Mueller – 11:39 (SHG)
5/6/15	@ Hershey	CSF, Game One	2-1 W	76:47	C. Bourque – 16:47
5/1/15	Providence	CQF, Game Five	3-2 W	64:35	Hughes – 4:35
4/26/15	@ Providence	CQF, Game Three	1-2 L	102:00	Griffith – 2:00, 3 rd OT
5/11/12	@ Norfolk	CSF, Game Six	1-2 L	73:01	Panik – 13:01
5/2/11	@ Norfolk	CSF, Game One	3-2 W	62:53	Thuresson – 2:53
4/22/11	Bridgeport	CQF, Game Three	4-3 W	76:36	Wellman – 16:36
4/16/11	@ Portland	DSF, Game Two	2-3 L	72:04	Whitmore – 12:04
4/20/09	@ Worcester	DSF, Game Three	2-3 L	81:07	Vesce – 1:07, 2 nd OT
4/17/08	Portland	DSF, Game Two	2-3 L	89:24	Birner – 9:24, 2 nd OT
5/14/06	@ Portland	DF, Game Six	4-5 L	63:06	Parenteau – 3:06
5/6/06	@ Portland	DF, Game Three	3-4 L	62:54	St. Jacques – 2:54
5/4/06	Portland	DF, Game Two	3-2 W	63:22	Wiseman – 3:22
4/21/06	@ Manchester	DSF, Game Three	5-6 L	81:46	Giuliano – 1:46, 2 nd OT
4/19/06	Manchester	DSF, Game Two	3-2 W	76:17	Sonnenberg – 16:17
5/29/04	W-B/Scr.	CF, Game Seven	1-2 L	73:21	Murley – 13:21
5/25/04	W-B/Scr.	CF, Game Five	3-4 L	60:32	Endicott – 0:32
5/20/04	@ W-B/Scr.	CF, Game Two	3-2 W	65:16	Lampman – 5:16
5/5/04	Worcester	DF, Game Four	4-3 W	107:49	Gernander – 7:49, 3 rd OT
5/2/04	@ Worcester	DF, Game Three	4-3 W	60:12	Balej – 0:12
4/23/04	@ Portland	DSF, Game Three	2-1 W	88:28	Balej – 8:28, 2 nd OT
4/26/02	Hamilton	CSF, Game Two	3-2 W	93:19	Wilford – 13:19, 2 nd OT
4/25/02	Hamilton	CSF, Game One	2-3 L	68:28	Henry – 8:28
4/20/02	Manchester	CQF, Game Five	3-2 W	89:39	Wilford – 9:39, 2 nd OT
4/14/01	@ Providence	CQF, Game Three	4-5 L	76:48	Savage – 16:48
5/21/00	Providence	CF, Game Seven	3-2 W	67:32	Virtue – 7:32
5/14/00	@ Providence	CF, Game Four	2-3 L	92:21	Wells – 12:21, 2 nd OT
4/15/00	Springfield	CQF, Game Two	5-6 L	60:52	Smith – 0:52
5/8/99	Providence	CSF, Game Three	4-5 L	67:54	Spoltore – 7:54
5/5/99	@ Providence	CSF, Game One	4-5 L	81:53	Spoltore – 1:53, 2 nd OT

ALL-TIME WOLF PACK/WHALE YEAR-BY-YEAR PLAYOFF SCORING/GOALTENDING

1997-98:

PLAYER	POS	GP	10-MIN GROSS GAME																	PCT		
			G	A	PTS	+/-	PIM	MIN	MAJ	MISC	MISC	MISC	MATCH	PP	SH	GW	GT	FG	OT		UG	SHOTS
Savard, Marc	C	15	8	19	27	5	24	12	0	0	0	0	0	4	0	1	0	2	0	1	47	17.0
Smyth, Brad	RW	15	12	8	20	0	11	3	1	0	0	0	0	6	0	2	0	2	0	1	53	22.6
Vorobiev, Vladimir	RW	15	11	8	19	2	4	2	0	0	0	0	0	5	0	2	0	0	0	0	50	22.0
Ferraro, Peter	RW	15	8	6	14	5	59	17	1	1	0	1	0	2	0	1	0	1	0	0	47	17.0
Gernander, Ken	RW	12	5	6	11	1	4	2	0	0	0	0	0	3	1	1	0	2	0	1	26	19.2
Brennan, Rich	D	15	4	5	9	2	14	7	0	0	0	0	0	2	0	0	0	0	0	1	44	9.1
Galanov, Maxim	D	13	3	6	9	2	2	1	0	0	0	0	0	2	0	0	0	1	0	0	23	13.0
Sevigny, Pierre	LW	12	3	5	8	-1	14	7	0	0	0	0	0	1	0	1	0	0	0	0	13	23.1
Armstrong, Derek	C	15	2	6	8	-2	22	11	0	0	0	0	0	1	0	0	0	1	0	0	36	5.6
Sundin, Ronnie	D	14	2	5	7	1	15	5	1	0	0	0	0	0	0	0	0	0	0	0	18	11.1
Winnes, Chris	C	13	1	4	5	-1	2	1	0	0	0	0	0	0	1	0	0	0	0	1	36	2.8
Goneau, Daniel	LW	13	1	4	5	2	18	9	0	0	0	0	0	0	1	0	0	0	0	0	19	5.3
Stock, P.J.	LW	11	1	3	4	-3	79	17	3	2	0	1	0	0	0	0	0	0	0	0	8	12.5
Dube, Chris	RW	9	0	4	4	-3	6	3	0	0	0	0	0	0	0	0	0	0	0	0	12	0.0
Thompson, Brent	D	15	0	4	4	0	25	5	1	1	0	0	0	0	0	0	0	0	0	0	11	0.0
Sorochan, Lee	D	13	0	2	2	3	51	13	1	1	0	1	0	0	0	0	0	0	0	0	13	0.0
Campbell, Ed	D	14	0	2	2	-1	33	9	1	0	0	1	0	0	0	0	0	0	0	0	18	0.0
Hall, Todd	LW	8	0	1	1	-1	8	4	0	0	0	0	0	0	0	0	0	0	0	0	10	0.0
Blouin, Sylvain	LW	9	0	1	1	-4	63	14	1	3	0	0	0	0	0	0	0	0	0	0	9	0.0
Smith, Adam	D	4	0	0	0	-4	12	6	0	0	0	0	0	0	0	0	0	0	0	0	5	0.0
Martin, Mike	D	4	0	0	0	-2	2	1	0	0	0	0	0	0	0	0	0	0	0	0	0	0.0
Stauber, Robb	G	7	0	0	0	0	2	1	0	0	0	0	0	0	0	0	0	0	0	0	0	0.0
Cloutier, Dan	G	8	0	0	0	0	2	1	0	0	0	0	0	0	0	0	0	0	0	0	0	0.0
BENCH		15	0		0		6															
TOTAL			61	99	160		478	151	10	8	0	4	0	26	3	8	0	9	0	5	498	12.2
GOALIE	GPI	MIN	AVG	W	L	T	EN	SO	GA	SAVES	SPCT											
Cloutier, Dan	8	478:48	3.01	5	3	0	0	0	24	278	0.921											
Stauber, Robb	7	419:41	4.29	3	4	0	1	0	30	207	0.873											
TEAM TOTALS	15	900:00	3.67	8	7	0	1	0	55	485	0.898											

1998-99:

PLAYER	POS	GP	10-MIN GROSS GAME																	PCT		
			G	A	PTS	+/-	PIM	MIN	MAJ	MISC	MISC	MISC	MATCH	PP	SH	GW	GT	FG	OT		UG	SHOTS
Savard, Marc	C	7	1	12	13	5	16	8	0	0	0	0	0	0	0	0	0	0	0	1	29	3.4
Armstrong, Derek	C	7	5	4	9	1	10	5	0	0	0	0	0	1	0	1	0	0	0	0	19	26.3
Fraser, Scott	RW	6	4	3	7	2	4	2	0	0	0	0	0	2	0	0	0	1	0	0	19	21.1
Smyth, Brad	RW	7	6	0	6	-2	14	2	0	1	0	0	0	1	0	1	0	1	0	0	27	22.2
York, Michael	C	6	3	1	4	5	0	0	0	0	0	0	0	0	0	1	0	1	0	0	15	20.0
Brown, Kevin J.	RW	5	1	3	4	-2	4	2	0	0	0	0	0	1	0	0	0	0	0	0	13	7.7
O'Sullivan, Chris	D	7	1	3	4	1	11	3	1	0	0	0	0	0	0	0	0	1	0	0	27	3.7
Gernander, Ken	RW	7	1	2	3	-1	2	1	0	0	0	0	0	0	0	0	0	0	0	0	17	5.9
Witehall, Johan	LW	7	1	2	3	4	6	3	0	0	0	0	0	0	1	0	0	0	0	0	14	7.1
Dube, Chris	RW	6	0	3	3	0	4	2	0	0	0	0	0	0	0	0	0	0	0	0	7	0.0
Campbell, Ed	D	7	0	3	3	6	14	7	0	0	0	0	0	0	0	0	0	0	0	0	5	0.0
Errey, Bob	LW	7	0	3	3	2	8	4	0	0	0	0	0	0	0	0	0	0	0	0	15	0.0
Doig, Jason	D	7	1	1	2	1	39	7	1	1	0	1	0	1	0	0	0	0	0	0	12	8.3
Purinton, Dale	D	7	0	2	2	4	24	12	0	0	0	0	0	0	0	0	0	0	0	0	7	0.0
Goneau, Daniel	LW	2	1	0	1	-2	0	0	0	0	0	0	0	0	0	0	0	0	0	0	2	50.0
Kenady, Chris	RW	2	0	1	1	1	6	3	0	0	0	0	0	0	0	0	0	0	0	0	1	0.0
Stock, P.J.	LW	6	0	1	1	0	35	5	1	2	0	0	0	0	0	0	0	0	0	0	2	0.0
Vasiliev, Alexei	D	6	0	1	1	2	2	1	0	0	0	0	0	0	0	0	0	0	0	0	9	0.0
Winnes, Chris	C	1	0	0	0	-1	0	0	0	0	0	0	0	0	0	0	0	0	0	0	1	0.0
Risidore, Ryan	D	1	0	0	0	-3	0	0	0	0	0	0	0	0	0	0	0	0	0	0	1	0.0
Hall, Todd	LW	1	0	0	0	-1	0	0	0	0	0	0	0	0	0	0	0	0	0	0	0	0.0
Thompson, Brent	D	7	0	0	0	-1	23	4	1	1	0	0	0	0	0	0	0	0	0	0	6	0.0
Labbe, Jean-Francois	G	7	0	0	0	0	2	1	0	0	0	0	0	0	0	0	0	0	0	0	0	0.0
BENCH		7	0		0		2															
TOTAL			25	45	70		226	72	4	5	0	1	0	6	1	3	0	4	0	1	248	10.1
GOALIE	GPI	MIN	AVG	W	L	T	EN	SO	GA	SAVES	SPCT											
Labbe, Jean-Francois	7	447:26	2.95	3	4	0	0	0	22	226	0.911											
TEAM TOTALS	7	449:47	2.94	3	4	0	0	0	22	226	0.911											

ALL-TIME WOLF PACK/WHALE YEAR-BY-YEAR PLAYOFF SCORING/GOALTENDING (cont.)

1999-00:

PLAYER	POS	GP	G	A	PTS	+/-	PIM	10-MIN					GROSS		GAME									
								MIN	MAJ	MISC	MISC	MISC	MISC	MISC	MISC	MISC	MATCH	PP	SH	GW	GT	FG	OT	UG
Smyth, Brad	RW	23	13	10	23	6	8	4	0	0	0	0	0	0	3	0	3	0	2	0	0	111	11.7	
Armstrong, Derek	C	23	7	16	23	15	24	12	0	0	0	0	0	2	1	1	0	2	0	1	62	11.3		
Dawe, Jason	RW	21	10	7	17	13	37	11	1	0	0	1	0	2	2	2	0	5	0	0	75	13.3		
Witehall, Johan	LW	17	6	7	13	5	10	5	0	0	0	0	0	3	0	0	0	0	0	1	47	12.8		
Stock, P.J.	C	23	1	11	12	5	69	17	5	1	0	0	0	0	0	0	1	0	0	17	5.9			
Kenady, Chris	RW	21	8	3	11	-4	40	20	0	0	0	0	2	0	1	0	1	0	1	32	25.0			
Bannister, Drew	D	18	2	9	11	-6	53	14	1	2	0	0	0	0	0	1	0	0	1	37	5.4			
Gernander, Ken	RW	23	5	5	10	-2	0	0	0	0	0	0	0	1	0	0	1	0	0	46	10.9			
Virtue, Terry	D	23	3	7	10	13	51	13	1	1	0	1	0	0	0	2	0	1	0	51	5.9			
Hall, Todd	LW	23	2	6	8	2	8	4	0	0	0	0	0	0	0	1	0	0	0	21	9.5			
Wells, Chris	C	20	3	4	7	6	38	14	0	1	0	0	0	0	2	0	1	0	0	18	16.7			
Doig, Jason	D	21	1	5	6	3	20	5	0	1	0	0	0	0	0	0	0	0	0	40	2.5			
Vasiliev, Alexei	D	15	3	1	4	-4	2	1	0	0	0	0	0	1	0	1	0	1	0	19	15.8			
Tuzzolino, Tony	LW	19	2	2	4	-1	16	8	0	0	0	0	0	0	1	0	0	0	0	28	7.1			
Harder, Mike	C	12	0	4	4	-5	4	2	0	0	0	0	0	0	0	0	0	0	0	13	0.0			
Kloucek, Tomas	D	23	0	4	4	10	18	9	0	0	0	0	0	0	0	0	0	0	0	29	0.0			
Goneau, Daniel	LW	22	1	2	3	-4	6	3	0	0	0	0	0	0	0	0	1	0	0	23	4.3			
Malhotra, Manny	C	23	1	2	3	-2	10	5	0	0	0	0	0	0	0	0	0	0	0	17	5.9			
Purinton, Dale	D	23	0	3	3	1	87	26	3	2	0	0	0	0	0	0	0	0	0	17	0.0			
Labbe, Jean-Francois	G	22	0	2	2	0	14	2	0	1	0	0	0	0	0	0	0	0	0	0	0.0			
Brendl, Pavel	RW	2	0	0	0	0	0	0	0	0	0	0	0	0	0	0	0	0	0	1	0.0			
Hnilicka, Milan	G	3	0	0	0	0	0	0	0	0	0	0	0	0	0	0	0	0	0	0	0.0			
Carpentier, Benjamin	D	3	0	0	0	0	2	1	0	0	0	0	0	0	0	0	0	0	0	0	0.0			
Henry, Burke	D	5	0	0	0	1	2	1	0	0	0	0	0	0	0	0	0	0	0	8	0.0			
BENCH		23	0		0		4																	
TOTAL			68	110	178		523	177	11	9	0	2	0	13	4	15	0	15	1	4	712	9.6		
GOALIE	GPI	MIN	AVG	W	L	T	EN	SO	GA	SAVES	SPCT													
Labbe, Jean-Francois	22	1320:23	2.18	15	7	0	1	3	48	690	0.935													
Hnilicka, Milan	3	98:46	3.64	0	1	0	0	0	6	35	0.854													
TEAM TOTALS	23	1420:45	2.32	15	8	0	1	3	55	725	0.929													

2000-01:

PLAYER	POS	GP	G	A	PTS	+/-	PIM	10-MIN					GROSS		GAME									
								MIN	MAJ	MISC	MISC	MISC	MISC	MISC	MISC	MISC	MATCH	PP	SH	GW	GT	FG	OT	UG
Toms, Jeff	C	5	6	0	6	2	2	1	0	0	0	0	0	2	0	2	0	0	0	2	23	26.1		
Armstrong, Derek	C	5	0	6	6	0	6	3	0	0	0	0	0	0	0	0	0	0	0	0	21	0.0		
Smyth, Brad	RW	5	2	3	5	1	8	4	0	0	0	0	0	1	0	0	0	1	0	0	28	7.1		
Kenady, Chris	RW	5	2	0	2	0	7	1	1	0	0	0	0	2	0	0	0	1	0	0	12	16.7		
Kane, Boyd	LW	5	2	0	2	1	2	1	0	0	0	0	0	2	0	0	0	0	0	18	11.1			
Smrek, Peter	D	5	0	2	2	-4	2	1	0	0	0	0	0	0	0	0	0	0	0	9	0.0			
Bannister, Drew	D	5	0	2	2	-4	6	3	0	0	0	0	0	0	0	0	0	0	0	14	0.0			
Duerden, David	LW	5	0	2	2	-3	0	0	0	0	0	0	0	0	0	0	0	0	0	5	0.0			
Tuzzolino, Tony	LW	5	0	2	2	-7	6	3	0	0	0	0	0	0	0	0	0	0	0	17	0.0			
Virtue, Terry	D	5	1	0	1	0	2	1	0	0	0	0	0	0	0	0	0	0	0	5	20.0			
Mottau, Mike	D	5	0	1	1	-2	19	2	1	0	0	1	0	0	0	0	0	0	0	14	0.0			
Doig, Jason	D	5	0	1	1	0	4	2	0	0	0	0	0	0	0	0	0	0	0	17	0.0			
Scott, Richard	LW	1	0	0	0	0	0	0	0	0	0	0	0	0	0	0	0	0	0	0	0.0			
Gernander, Ken	RW	2	0	0	0	0	0	0	0	0	0	0	0	0	0	0	0	0	0	0	0.0			
Mehalko, Brad	LW	3	0	0	0	0	10	0	0	0	0	1	0	0	0	0	0	0	0	0	0.0			
Henry, Burke	D	5	0	0	0	2	2	1	0	0	0	0	0	0	0	0	0	0	0	5	0.0			
Malhotra, Manny	C	5	0	0	0	-5	0	0	0	0	0	0	0	0	0	0	0	0	0	16	0.0			
Hall, Todd	LW	5	0	0	0	-2	2	1	0	0	0	0	0	0	0	0	0	0	0	2	0.0			
Tobler, Ryan	LW	5	0	0	0	1	2	1	0	0	0	0	0	0	0	0	0	0	0	3	0.0			
Holmqvist, Johan	G	5	0	0	0	0	0	0	0	0	0	0	0	0	0	0	0	0	0	0	0.0			
BENCH		5	0		0		0																	
TOTAL			13	19	32		80	25	2	0	0	2	0	7	0	2	0	2	0	2	209	6.2		
GOALIE	GPI	MIN	AVG	W	L	T	EN	SO	GA	SAVES	SPCT													
Holmqvist, Johan	5	314:16	2.48	2	3	0	0	0	13	155	0.923													
TEAM TOTALS	5	316:48	2.47	2	3	0	0	0	13	155	0.923													

ALL-TIME WOLF PACK/WHALE YEAR-BY-YEAR PLAYOFF SCORING/GOALTENDING (cont.)

2001-02:

PLAYER	POS	GP	10-MIN GROSS GAME																	PCT		
			G	A	PTS	+/-	PIM	MIN	MAJ	MISC	MISC	MISC	MATCH	PP	SH	GW	GT	FG	OT		UG	SHOTS
Smyth, Brad	RW	10	3	8	11	6	14	7	0	0	0	0	0	0	1	0	0	0	1	30	10.0	
Lundmark, Jamie	C	10	3	4	7	2	16	3	0	1	0	0	0	1	0	0	1	0	0	36	8.3	
Fata, Rico	RW	10	2	5	7	2	4	2	0	0	0	0	0	0	0	0	1	0	0	33	6.1	
Tripp, John	RW	10	4	2	6	-3	17	6	1	0	0	0	1	0	0	0	1	0	2	38	10.5	
Wilford, Marty	D	10	3	3	6	2	4	2	0	0	0	0	1	0	2	0	0	2	14	21.4		
Mottau, Mike	D	10	0	5	5	-2	4	2	0	0	0	0	0	0	0	0	0	0	0	21	0.0	
Dawe, Jason	RW	9	4	0	4	8	15	5	1	0	0	0	0	1	0	1	0	0	24	16.7		
Murray, Garth	C	9	1	3	4	4	6	3	0	0	0	0	0	0	0	0	0	0	7	14.3		
Gernander, Ken	RW	10	1	3	4	3	4	2	0	0	0	0	0	1	0	0	0	0	19	5.3		
Dusablon, Benoit	C	9	1	2	3	2	4	2	0	0	0	0	1	0	0	0	0	0	10	10.0		
Kane, Boyd	LW	10	1	2	3	-3	50	10	0	3	0	0	1	0	0	0	0	0	17	5.9		
Lyashenko, Roman	C	4	1	1	2	1	2	1	0	0	0	0	0	0	0	0	0	0	12	8.3		
Kloucek, Tomas	D	10	1	1	2	5	8	4	0	0	0	0	0	0	0	1	0	0	9	11.1		
MacIsaac, Dave	D	10	1	1	2	0	56	8	2	1	0	2	0	0	0	0	0	0	12	8.3		
Hollweg, Ryan	C	9	0	2	2	0	19	7	1	0	0	0	0	0	0	0	0	0	6	0.0		
Virtue, Terry	D	10	0	1	1	2	19	2	1	1	0	0	0	0	0	0	0	0	16	0.0		
St. Croix, Chris	D	10	0	1	1	-2	10	5	0	0	0	0	0	0	0	0	0	0	9	0.0		
Yetman, Patrick	LW	1	0	0	0	-1	0	0	0	0	0	0	0	0	0	0	0	0	0	0.0		
Mehalko, Brad	RW	3	0	0	0	-2	4	2	0	0	0	0	0	0	0	0	0	0	0	0.0		
Holmqvist, Johan	G	4	0	0	0	0	0	0	0	0	0	0	0	0	0	0	0	0	0	0.0		
Gosselin, Christian	D	4	0	0	0	-1	17	1	1	1	0	0	0	0	0	0	0	0	1	0.0		
Severson, Cam	C	5	0	0	0	-2	7	1	1	0	0	0	0	0	0	0	0	0	1	0.0		
Andrews, Bobby	C	7	0	0	0	-3	2	1	0	0	0	0	0	0	0	0	0	0	1	0.0		
Meyer, Scott	G	8	0	0	0	0	17	1	1	0	0	1	0	0	0	0	0	0	0	0.0		
BENCH		10	0		0		4															
TOTAL			26	44	70		303	77	9	7	0	3	0	4	2	4	0	5	2	3	316	8.2
GOALIE	GPI	MIN		AVG	W	L	T	EN	SO	GA	SAVES	SPCT										
Meyer, Scott	8	504:48		2.50	3	4	0	1	0	21	255	0.924										
Holmqvist, Johan	4	163:17		4.41	1	2	0	0	0	12	53	0.815										
TEAM TOTALS	10	671:26		3.04	4	6	0	1	0	34	308	0.901										

2002-03:

PLAYER	POS	GP	10-MIN GROSS GAME																	PCT	
			G	A	PTS	+/-	PIM	MIN	MAJ	MISC	MISC	MISC	MATCH	PP	SH	GW	GT	FG	OT		UG
Nycholat, Lawrence	D	2	2	0	2	1	0	0	0	0	0	0	0	1	0	0	0	0	8	25.0	
Lyashenko, Roman	C	2	1	1	2	2	0	0	0	0	0	0	0	0	0	0	0	0	5	20.0	
Ekman, Nils	RW	2	0	2	2	1	4	2	0	0	0	0	0	0	0	0	0	0	4	0.0	
Larose, Cory	C	2	0	1	1	-2	0	0	0	0	0	0	0	0	0	0	0	0	8	0.0	
Lampman, Bryce	D	2	0	1	1	1	0	0	0	0	0	0	0	0	0	0	0	0	2	0.0	
Dusablon, Benoit	C	1	0	0	0	0	0	0	0	0	0	0	0	0	0	0	0	0	0	0.0	
Burnett, Garrett	LW	1	0	0	0	0	2	1	0	0	0	0	0	0	0	0	0	0	0	0.0	
Kinch, Matt	D	2	0	0	0	0	0	0	0	0	0	0	0	0	0	0	0	0	0	0.0	
Tripp, John	RW	2	0	0	0	-1	2	1	0	0	0	0	0	0	0	0	0	0	7	0.0	
Gernander, Ken	RW	2	0	0	0	0	0	0	0	0	0	0	0	0	0	0	0	0	2	0.0	
Andrews, Bobby	C	2	0	0	0	-1	0	0	0	0	0	0	0	0	0	0	0	0	2	0.0	
Murray, Garth	LW	2	0	0	0	-1	6	3	0	0	0	0	0	0	0	0	0	0	0	0.0	
Lundmark, Jamie	C	2	0	0	0	-2	0	0	0	0	0	0	0	0	0	0	0	0	7	0.0	
Ulmer, Layne	C	2	0	0	0	1	0	0	0	0	0	0	0	0	0	0	0	0	3	0.0	
Scott, Richard	LW	2	0	0	0	0	16	3	0	1	0	0	0	0	0	0	0	0	2	0.0	
Karpa, Dave	D	2	0	0	0	0	0	0	0	0	0	0	0	0	0	0	0	0	1	0.0	
Bast, Ryan	D	2	0	0	0	-2	2	1	0	0	0	0	0	0	0	0	0	0	2	0.0	
Weller, Craig	D	2	0	0	0	-2	0	0	0	0	0	0	0	0	0	0	0	0	2	0.0	
Lawson, Lucas		2	0	0	0	0	0	0	0	0	0	0	0	0	0	0	0	0	2	0.0	
LaBarbera, Jason	G	2	0	0	0	0	0	0	0	0	0	0	0	0	0	0	0	0	0	0.0	
BENCH		2	0		0		0														
TOTAL			3	5	8		32	11	0	1	0	0	0	1	0	0	0	0	0	57	5.3
GOALIE	GPI	MIN		AVG	W	L	T	EN	SO	GA	SAVES	SPCT									
LaBarbera, Jason	2	117:13		3.07	0	2	0	0	0	6	39	0.867									
TEAM TOTALS	2	120:00		3.00	0	2	0	0	0	6	39	0.867									

ALL-TIME WOLF PACK/WHALE YEAR-BY-YEAR PLAYOFF SCORING/GOALTENDING (cont.)

2003-04:

#	PLAYER	POS	GP	G	A	PTS	+/-	PIM	PPG	SHG	GWG	FG	SHOTS	SPCT
15	Balej, Jozef	RW	16	9	7	16	+6	10	4	3	4	1	47	.191
21	Wiseman, Chad	LW	15	5	6	11	+2	12	1	1	1	1	42	.119
39	Larose, Cory	C	14	4	6	10	+1	24	2	0	0	0	48	.083
23	Ortmeyer, Jed	RW	16	5	2	7	+4	6	0	1	2	1	35	.143
12	Gernander, Ken	RW	16	3	4	7	+6	2	0	0	1	0	27	.111
20	Giroux, Alexandre	C	16	3	4	7	+3	28	1	0	1	2	35	.086
19	Dusablon, Benoit	C	16	2	5	7	+3	6	0	0	0	0	20	.100
18	Ulmer, Layne	C	7	2	5	7	+4	0	0	0	0	1	13	.154
17	Moore, Dominic	C	16	3	3	6	+4	8	0	0	0	1	25	.120
7	Tyutin, Fedor	D	16	0	5	5	+7	18	0	0	0	0	28	.000
28	Nycholat, Lawrence	D	16	0	5	5	+4	28	0	0	0	0	37	.000
24	MacDonald, Jason	RW	10	4	0	4	0	50	0	0	0	2	22	.182
36	Weller, Craig	D	16	2	2	4	+3	30	1	0	1	0	18	.111
26	Lampman, Bryce	D	16	1	3	4	+3	14	0	0	1	0	20	.050
10	Murray, Garth	LW	16	0	4	4	+4	29	0	0	0	0	15	.000
8	Paul, Jeff	D	15	1	2	3	+1	31	0	0	0	0	11	.091
25	Pushor, Jamie	D	16	1	1	2	+8	18	0	0	0	0	29	.034
34	Cuthbert, Ryan	RW	7	1	1	2	+3	14	0	0	0	0	7	.143
38	Grenier, Martin	D	9	0	1	1	0	32	0	0	0	0	3	.000
4	Filipowicz, Jayme	D	7	0	1	1	+5	2	0	0	0	0	3	.000
35	LaBarbera, Jason	G	16	0	0	0	0	0	0	0	0	0	0	.000
11	Lawson, Lucas	LW	5	0	0	0	0	0	0	0	0	0	6	.000
22	Heerema, Jeff	RW	4	0	0	0	-2	9	0	0	0	0	4	.000
2	Kinch, Matt	D	1	0	0	0	0	0	0	0	0	0	1	.000
6	Stals, Juris	LW	1	0	0	0	0	0	0	0	0	0	1	.000
40	Valiquette, Steve	G	1	0	0	0	0	0	0	0	0	0	0	.000
	TOTALS		16	46	67	113	-	373	9	5	11	9	497	.093

#	GOALIE	GP	MIN	W	L	SO	GA	GAA	SAVES	SPCT
35	LaBarbera, Jason	16	1042:43	11	5	3	30	1.73	431	.935
40	Valiquette, Steve	1	11:10	0	0	0	0	.00	0	.000
	TOTALS	16	-	11	5	3	33	2.06	431	.929

2004-05:

#	PLAYER	POS	GP	G	A	PTS	+/-	PIM	PPG	SHG	GWG	FG	GTG	OTG	UAG	ENG	SHOTS	SPCT
14	Hamilton, Jeff	RW	6	4	3	7	+3	0	2	0	1	0	0	0	1	0	24	.167
16	Giroux, Alexandre	LW	6	3	3	6	0	23	2	0	0	0	0	0	0	0	19	.158
15	Lundmark, Jamie	C	6	2	4	6	+2	8	0	0	0	0	0	0	1	1	11	.182
28	Nycholat, Lawrence	D	6	0	3	3	+1	11	0	0	0	0	0	0	0	0	12	.000
17	Moore, Dominic	C	6	1	1	2	0	4	0	0	1	0	0	0	0	0	7	.143
21	Wiseman, Chad	LW	6	1	1	2	+3	6	0	0	0	1	0	0	0	0	8	.125
6	Bouchard, Joel	D	6	0	2	2	+2	20	0	0	0	0	0	0	0	0	17	.000
12	Gernander, Ken	RW	6	1	0	1	0	0	0	1	0	0	0	0	0	0	8	.125
44	Hollweg, Ryan	LW	6	1	0	1	0	9	0	0	0	0	0	0	1	1	11	.091
10	Murray, Garth	LW	5	1	0	1	0	8	0	0	0	1	0	0	0	0	6	.167
22	Pock, Thomas	D	6	0	1	1	-1	8	0	0	0	0	0	0	0	0	9	.000
36	Weller, Craig	D	6	0	1	1	+1	6	0	0	0	0	0	0	0	0	5	.000
41	Ortmeyer, Jed	RW	6	0	1	1	0	4	0	0	0	0	0	0	0	0	11	.000
18	Ulmer, Layne	C	6	0	0	0	-1	2	0	0	0	0	0	0	0	0	8	.000
24	MacMillan, Jeff	D	6	0	0	0	0	4	0	0	0	0	0	0	0	0	9	.000
57	Balej, Jozef	RW	6	0	0	0	-1	4	0	0	0	0	0	0	0	0	17	.000
38	Grenier, Martin	D	5	0	0	0	+3	32	0	0	0	0	0	0	0	0	1	.000
26	Lampman, Bryce	D	4	0	0	0	+2	4	0	0	0	0	0	0	0	0	4	.000
35	LaBarbera, Jason	G	4	0	0	0	0	2	0	0	0	0	0	0	0	0	0	.000
11	Lawson, Lucas	LW	3	0	0	0	0	0	0	0	0	0	0	0	0	0	2	.000
40	Valiquette, Steve	G	2	0	0	0	0	2	0	0	0	0	0	0	0	0	0	.000
45	Baranka, Ivan	D	1	0	0	0	+1	0	0	0	0	0	0	0	0	0	0	.000
	TOTALS		6	14	20	34	-	157	4	0	2	3	0	0	2	2	189	.074

#	GOALIE	GP	MIN	W	L	SO	GA	GAA	SAVES	SPCT
40	Valiquette, Steve	2	118:16	1	1	0	4	2.03	61	.938
35	LaBarbera, Jason	4	237:39	1	3	0	9	2.27	141	.940
	TOTALS	6	-	2	4	0	14	2.33	202	.935

ALL-TIME WOLF PACK/WHALE YEAR-BY-YEAR PLAYOFF SCORING/GOALTENDING (cont.)

2005-06:

#	Player	Pos	GP	G	A	PTS	+/-	PIM	PP	PPA	SH	SHA	GW	FG	IG	OT	UA	EN	Pt/G	PIM/G	Shots	Sh%
10	Alexandre Giroux	LW	13	7	9	16	1	17	4	4	0	0	1	0	0	0	0	0	1.23	1.31	50	14.0
* 9	Nigel Dawes	LW	13	6	6	12	4	9	2	1	0	0	0	1	1	0	1	0	0.92	0.69	47	12.8
* 97	Colby Genoway	RW	13	4	8	12	5	10	0	4	0	0	1	2	0	0	0	0	0.92	0.77	38	10.5
* 44	Brandon Dubinsky	C	11	5	5	10	8	14	2	0	0	0	0	0	0	0	1	0	0.91	1.27	18	27.8
* 48	Daniel Girardi	D	13	4	5	9	-1	8	4	5	0	0	0	1	0	0	0	0	0.69	0.62	34	11.8
21	Chad Wiseman	LW	11	3	6	9	-1	22	1	4	0	0	1	0	1	1	0	0	0.82	2.00	33	9.1
20	Dwight Helminen	C	13	3	5	8	-10	10	2	3	0	0	0	1	0	0	0	0	0.62	0.77	18	16.7
* 14	Greg Moore	C	13	2	5	7	-1	6	0	2	0	0	2	0	0	0	0	0	0.54	0.46	19	10.5
17	Martin Sonnenberg	LW	13	3	3	6	-1	8	0	0	0	0	1	2	0	1	0	0	0.46	0.62	39	7.7
16	Jarkko Immonen	C	6	2	3	5	-1	2	0	2	0	0	0	1	0	0	0	0	0.83	0.33	9	22.2
36	Craig Weller	RW	13	2	3	5	-3	44	1	0	0	0	0	0	0	0	0	0	0.38	3.38	25	8.0
* 4	Marvin Degon	D	13	0	5	5	2	6	0	3	0	0	0	0	0	0	0	0	0.38	0.46	11	0.0
11	Brad Smyth	RW	9	1	3	4	-2	4	0	1	0	0	0	0	0	0	0	0	0.44	0.44	24	4.2
22	Thomas Pock	D	6	0	3	3	1	15	0	2	0	0	0	0	0	0	0	0	0.50	2.50	22	0.0
* 47	Lee Falardeau	C	11	0	3	3	-5	6	0	1	0	0	0	0	0	0	0	0	0.27	0.55	17	0.0
5	Dale Purinton	D	10	0	2	2	-2	45	0	0	0	0	0	0	0	0	0	0	0.20	4.50	12	0.0
* 6	Marc Staal	D	12	0	2	2	-2	8	0	2	0	0	0	0	0	0	0	0	0.17	0.67	14	0.0
* 24	Lauri Korpikoski	LW	11	1	0	1	-4	2	1	0	0	0	0	0	1	0	0	0	0.09	0.18	15	6.7
* 34	Robert Gherson	G	2	0	0	0	0	0	0	0	0	0	0	0	0	0	0	0	0.00	0.00	0	0.0
* 15	Hugh Jessiman	RW	2	0	0	0	-1	0	0	0	0	0	0	0	0	0	0	0	0.00	0.00	0	0.0
* 29	Al Montoya	G	5	0	0	0	0	0	0	0	0	0	0	0	0	0	0	0	0.00	0.00	0	0.0
25	Jake Taylor	D	5	0	0	0	-2	6	0	0	0	0	0	0	0	0	0	0	0.00	1.20	4	0.0
31	Chris Holt	G	8	0	0	0	0	2	0	0	0	0	0	0	0	0	0	0	0.00	0.25	0	0.0
29	Martin Grenier	D	11	0	0	0	-3	33	0	0	0	0	0	0	0	0	0	0	0.00	3.00	5	0.0
2	David Liffiton	D	12	0	0	0	-2	13	0	0	0	0	0	0	0	0	0	0	0.00	1.08	8	0.0
	BENCH		13	0				0														
TOTALS			13	43	76	119	-20	290	17	34	0	0	6	8	3	2	2	0	9.15	22.31	462	0.093

#	Goalie	GP	MINS	W	L	SL	SO	EN	GA	GAA	SOGP	SOW	SL	SOGA	SOA	SO%	SA	SVS	SV%
29	Al Montoya	5	257:02	2	1	0	1	0	8	1.87	0	0	0	0	0	0.000	117	109	0.932
31	Chris Holt	8	486:38	4	4	0	0	1	24	2.96	0	0	0	0	0	0.000	274	250	0.912
34	Robert Gherson	2	77:21	0	2	0	0	0	9	6.98	0	0	0	0	0	0.000	34	25	0.735
	Empty Net		6:24						1								1		
TOTALS		13	827:25	6	7	0	1	1	42	3.05	0	0	0	0	0	0.000	426	384	0.901

2006-07:

#	Player	Pos	GP	G	A	PTS	+/-	PIM	PP	PPA	SH	SHA	GW	FG	IG	OT	UA	EN	SOG	SOA	SOGW	SO%	Pt/G	PIM/G	Shots	Sh%
9	Nigel Dawes	LW	7	5	6	11	5	9	2	1	0	0	1	1	1	0	0	0	0	0	0	0.000	1.57	1.29	27	18.5
* 18	Alex Bourret	RW	7	3	8	11	3	2	0	2	0	0	0	1	0	0	0	0	0	0	0	0.000	1.57	0.29	23	13.0
16	Jarkko Immonen	C	7	2	6	8	3	2	0	3	0	0	1	0	1	0	0	0	0	0	0	0.000	1.14	0.29	17	11.8
* 3	Corey Potter	D	7	1	4	5	-1	12	0	2	0	0	0	0	0	0	0	0	0	0	0	0.000	0.71	1.71	11	9.1
* 19	Brandon Dubinsky	C	7	1	3	4	3	12	0	0	0	0	1	0	0	0	1	0	0	0	0	0.000	0.57	1.71	17	5.9
* 34	Dane Byers	LW	7	2	0	2	1	16	1	0	0	0	0	0	0	0	0	0	0	0	0	0.000	0.29	2.29	7	28.6
26	Bryce Lampman	D	7	2	0	2	0	2	1	0	0	0	0	1	0	0	0	0	0	0	0	0.000	0.29	0.29	8	25.0
10	Dwight Helminen	C	7	1	1	2	-1	2	0	0	0	0	0	0	0	0	1	1	0	0	0	0.000	0.29	0.29	14	7.1
2	David Liffiton	D	7	1	1	2	6	18	0	0	0	0	0	0	0	0	0	0	0	0	0	0.000	0.29	2.57	10	10.0
* 37	Hannu Pikkariainen	D	3	1	0	1	-1	2	0	0	0	0	0	0	0	0	0	0	0	0	0	0.000	0.33	0.67	1	100.0
27	Hugh Jessiman	RW	7	1	0	1	1	9	0	0	0	0	0	0	0	0	1	0	0	0	0	0.000	0.14	1.29	14	7.1
5	Dale Purinton	D	5	0	1	1	-3	29	0	0	0	0	0	0	0	0	0	0	0	0	0	0.000	0.20	5.80	3	0.0
* 4	Marvin Degon	D	7	0	1	1	0	0	0	0	0	0	0	0	0	0	0	0	0	0	0	0.000	0.14	0.00	3	0.0
* 15	Greg Moore	C	7	0	1	1	1	4	0	0	0	0	0	0	0	0	0	0	0	0	0	0.000	0.14	0.57	8	0.0
* 21	Bobby Sanguinetti	D	7	0	1	1	1	2	0	0	0	0	0	0	0	0	0	0	0	0	0	0.000	0.14	0.29	10	0.0
31	Chris Holt	G	1	0	0	0	0	0	0	0	0	0	0	0	0	0	0	0	0	0	0	0.000	0.00	0.00	0	0.0
* 32	Zdenek Bahensky	LW	2	0	0	0	0	0	0	0	0	0	0	0	0	0	0	0	0	0	0	0.000	0.00	0.00	1	0.0
38	Bruce Graham	C	2	0	0	0	-2	0	0	0	0	0	0	0	0	0	0	0	0	0	0	0.000	0.00	0.00	1	0.0
* 42	Dylan Reese	D	2	0	0	0	-2	2	0	0	0	0	0	0	0	0	0	0	0	0	0	0.000	0.00	1.00	1	0.0
61	Mark Lee	C	4	0	0	0	-1	0	0	0	0	0	0	0	0	0	0	0	0	0	0	0.000	0.00	0.00	3	0.0
36	Craig Weller	RW	4	0	0	0	-1	4	0	0	0	0	0	0	0	0	0	0	0	0	0	0.000	0.00	1.00	1	0.0
* 46	Jordan Owens	C	6	0	0	0	-2	9	0	0	0	0	0	0	0	0	0	0	0	0	0	0.000	0.00	1.50	7	0.0
* 44	Lauri Korpikoski	LW	7	0	0	0	-1	0	0	0	0	0	0	0	0	0	0	0	0	0	0	0.000	0.00	0.00	5	0.0
29	Al Montoya	G	7	0	0	0	0	2	0	0	0	0	0	0	0	0	0	0	0	0	0	0.000	0.00	0.29	0	0.0
	BENCH		7	0				2																	0	
TOTALS			7	20	33	53	9	140	4	8	0	0	3	3	2	0	3	1	0	0	0	0.000	7.57	20.00	192	0.104

#	Goalie	GP	MINS	W	L	SL	SO	EN	GA	GAA	SOGP	SOW	SL	SOGA	SOA	SO%	SA	SVS	SV%
31	Chris Holt	1	26:22	0	0	0	0	0	1	2.28	0	0	0	0	0	0.000	12	11	0.917
29	Al Montoya	7	391:19	3	4	0	1	1	20	3.07									

ALL-TIME WOLF PACK/WHALE YEAR-BY-YEAR PLAYOFF SCORING/GOALTENDING (cont.)

2007-08:

#	Player	Pos	GP	G	A	PTS	+/-	PIM	PP	PPA	SH	SHA	GW	FG	IG	OT	UA	EN	SOG	SOA	SOGW	SO%	Pt/G	PIM/G	Shots	Sh%
17	P.A. Parenteau	RW	5	3	2	5	1	13	1	1	0	0	1	0	0	0	1	0	0	0	0	0.000	1.00	2.60	9	33.3
5	Andrew Hutchinson	D	5	2	2	4	3	4	0	1	0	0	0	0	0	0	0	0	0	0	0	0.000	0.80	0.80	12	16.7
16	Alex Bourret	RW	5	1	3	4	2	17	0	0	0	0	0	1	0	0	0	0	0	0	0	0.000	0.80	3.40	10	10.0
34	Dane Byers	LW	5	2	1	3	1	2	1	0	0	0	0	0	1	0	0	0	0	0	0	0.000	0.60	0.40	7	28.6
15	Greg Moore	C	5	1	2	3	3	2	0	0	0	0	0	0	0	0	0	0	0	0	0	0.000	0.60	0.40	14	7.1
*	44	Mike Ouellette	C	5	1	2	3	3	0	0	0	0	0	0	0	0	0	0	0	0	0	0.000	0.60	0.00	8	12.5
28	Lauri Korpikoski	LW	5	1	1	2	-5	0	0	1	0	0	0	0	0	0	0	0	0	0	0	0.000	0.40	0.00	10	10.0
23	Ivan Baranka	D	5	0	2	2	-1	2	0	1	0	0	0	0	0	0	0	0	0	0	0	0.000	0.40	0.40	8	0.0
*	42	Artem Anisimov	C	5	1	0	1	2	2	0	0	0	0	0	0	0	0	0	0	0	0	0.000	0.20	0.40	11	9.1
21	Josh Gratton	LW	4	0	1	1	-1	11	0	0	0	0	0	0	0	0	0	0	0	0	0	0.000	0.25	2.75	1	0.0
27	Hugh Jessiman	RW	5	0	1	1	-1	21	0	0	0	0	0	0	0	0	0	0	0	0	0	0.000	0.20	4.20	3	0.0
3	Corey Potter	D	5	0	1	1	2	14	0	0	0	0	0	0	0	0	0	0	0	0	0	0.000	0.20	2.80	5	0.0
*	8	Brodie Dupont	LW	1	0	0	0	1	0	0	0	0	0	0	0	0	0	0	0	0	0	0.000	0.00	0.00	3	0.0
*	62	Miika Wiikman	G	1	0	0	0	0	0	0	0	0	0	0	0	0	0	0	0	0	0	0.000	0.00	0.00	0	0.0
29	Mitch Fritz	LW	2	0	0	0	0	4	0	0	0	0	0	0	0	0	0	0	0	0	0	0.000	0.00	2.00	2	0.0
4	Michael Sauer	D	2	0	0	0	1	0	0	0	0	0	0	0	0	0	0	0	0	0	0	0.000	0.00	0.00	1	0.0
61	Mark Lee	C	3	0	0	0	0	2	0	0	0	0	0	0	0	0	0	0	0	0	0	0.000	0.00	0.67	2	0.0
47	Tom Pyatt	LW	3	0	0	0	-2	0	0	0	0	0	0	0	0	0	0	0	0	0	0	0.000	0.00	0.00	3	0.0
32	David LeNeveu	G	4	0	0	0	0	0	0	0	0	0	0	0	0	0	0	0	0	0	0	0.000	0.00	0.00	0	0.0
*	46	Jordan Owens	C	5	0	0	0	-1	0	0	0	0	0	0	0	0	0	0	0	0	0	0.000	0.00	0.00	5	0.0
71	Thomas Pock	D	5	0	0	0	-1	8	0	0	0	0	0	0	0	0	0	0	0	0	0	0.000	0.00	1.60	15	0.0
*	20	Bobby Sanguinetti	D	5	0	0	0	-4	2	0	0	0	0	0	0	0	0	0	0	0	0	0.000	0.00	0.40	6	0.0
25	Jake Taylor	D	5	0	0	0	1	0	0	0	0	0	0	0	0	0	0	0	0	0	0	0.000	0.00	0.00	4	0.0
	BENCH		5	0			2																		0	
	TOTALS		5	12	18	30	4	106	2	4	0	0	1	1	1	0	1	0	0	0	0	0.000	6.00	21.20	139	0.086

#	Goalie	GP	MINS	W	L	SL	SO	EN	GA	GAA	SOGP	SOW	SL	SOGA	SOA	SO%	SA	SVS	SV%
32	David LeNeveu	4	266:20	1	3	0	0	0	11	2.48	0	0	0	0	0	0.000	122	111	0.910
62	Miika Wiikman	1	58:42	0	1	0	0	0	3	3.07	0	0	0	0	0	0.000	19	16	0.842
	Empty Net		4:22						0								0		
	TOTALS	5	329:24	1	4	0	0	0	14	2.55	0	0	0	0	0	0.000	141	127	0.901

2008-09:

#	Player	Pos	GP	G	A	PTS	+/-	PIM	PP	PPA	SH	SHA	GW	FG	IG	OT	UA	EN	SOG	SOA	SOGW	SO%	Pt/G	PIM/G	Shots	Sh%
*	21	Bobby Sanguinetti	D	6	1	4	5	-1	6	0	2	0	1	0	0	0	0	0	0	0	0	0.000	0.83	1.00	18	0.056
34	Dane Byers	LW	6	3	1	4	-3	7	2	0	0	0	0	0	1	0	0	0	0	0	0	0.000	0.67	1.17	7	0.429
*	23	Dale Weise	RW	6	3	1	4	-2	2	0	0	0	0	0	0	0	0	0	0	0	0	0.000	0.67	0.33	9	0.333
3	Corey Potter	D	6	1	3	4	-2	23	1	1	0	0	0	1	0	0	0	0	0	0	0	0.000	0.67	3.83	11	0.091
44	Mike Ouellette	C	6	1	2	3	0	4	0	0	0	0	1	0	0	0	0	0	0	0	0	0.000	0.50	0.67	11	0.091
46	Jordan Owens	RW	6	1	2	3	-4	0	0	0	0	0	0	0	0	0	1	0	0	0	0	0.000	0.50	0.00	7	0.143
42	Artem Anisimov	C	6	2	0	2	-4	0	1	0	0	0	1	2	0	0	1	0	0	0	0	0.000	0.33	0.00	22	0.091
9	Brodie Dupont	LW	6	0	2	2	0	15	0	0	0	0	0	0	0	0	0	0	0	0	0	0.000	0.33	2.50	11	0.000
15	Greg Moore	C	6	0	2	2	0	0	1	0	0	0	0	0	0	0	0	0	0	0	0	0.000	0.33	0.00	9	0.000
22	Mark Bell	LW	5	1	0	1	-2	4	0	0	1	0	0	0	1	0	0	1	0	0	0	0.000	0.20	0.80	7	0.143
5	Brian Fahey	D	5	0	1	1	-5	6	0	0	0	0	0	0	0	0	0	0	0	0	0	0.000	0.20	1.20	8	0.000
18	Patrick Rissmiller	LW	6	0	1	1	-1	6	0	1	0	0	0	0	0	0	0	0	0	0	0	0.000	0.17	1.00	13	0.000
*	55	Tomas Kundratek	D	1	0	0	0	0	0	0	0	0	0	0	0	0	0	0	0	0	0	0.000	0.00	0.00	0	0.000
29	Brandon Sugden	RW	1	0	0	0	0	0	0	0	0	0	0	0	0	0	0	0	0	0	0	0.000	0.00	0.00	0	0.000
7	Vladimir Denisov	D	2	0	0	0	-2	2	0	0	0	0	0	0	0	0	0	0	0	0	0	0.000	0.00	1.00	1	0.000
*	32	Devin DiDiomete	LW	4	0	0	0	-2	6	0	0	0	0	0	0	0	0	0	0	0	0	0.000	0.00	1.50	5	0.000
38	Jared Nightingale	D	4	0	0	0	-4	8	0	0	0	0	0	0	0	0	0	0	0	0	0	0.000	0.00	2.00	1	0.000
47	Tommy Pyatt	LW	4	0	0	0	-4	2	0	0	0	0	0	0	0	0	0	0	0	0	0	0.000	0.00	0.50	7	0.000
43	Paul Crowder	C	5	0	0	0	-2	4	0	0	0	0	0	0	0	0	0	0	0	0	0	0.000	0.00	0.80	4	0.000
*	20	Brock McBride	C	5	0	0	0	0	2	0	0	0	0	0	0	0	0	0	0	0	0	0.000	0.00	0.40	2	0.000
4	Michael Sauer	D	6	0	0	0	0	10	0	0	0	0	0	0	0	0	0	0	0	0	0	0.000	0.00	1.67	5	0.000
48	David Urquhart	D	6	0	0	0	1	0	0	0	0	0	0	0	0	0	0	0	0	0	0	0.000	0.00	0.00	8	0.000
*	30	Matt Zaba	G	6	0	0	0	0	0	0	0	0	0	0	0	0	0	0	0	0	0	0.000	0.00	0.00	0	0.000
	BENCH		6	0			2																		0	
	TOTALS		6	13	19	32	-37	109	4	5	1	1	2	3	2	0	2	1	0	0	0	0.000	0.28	0.94	166	0.078

#	Goalie	GP	MINS	W	L	SOL	SO	EN	GA	GAA	SOGP	SOW	SOL	SOGA	SOA	SO%	SA	SVS	SV%	
*	30	Matt Zaba	6	378	2	4	0	1	0	20	3.17	0	0	0	0	0	0.000	217	197	0.908
	TOTALS	6	378	2	4	0	1	0	20	3.17	0	0	0	0	0	0.000	217	197	0.908	

ALL-TIME WOLF PACK/WHALE YEAR-BY-YEAR PLAYOFF SCORING/GOALTENDING (cont.)

2010-11:

#	Player	Pos	GP	G	A	PTS	+/-	PIM	PP	PPA	SH	SHA	GW	FG	IG	OT	UA	EN	SOG	SOA	SOGW	SO%	Pt/G	PIM/G	Shots	Sh%
79	John (W.) Mitchell	C	6	3	3	6	-1	0	2	2	0	0	1	0	1	0	1	0	0	0	0	0.000	1.00	0.00	15	20.0
6	Wade Redden	D	6	0	6	6	-2	0	0	4	0	0	0	0	0	0	0	0	0	0	0	0.000	1.00	0.00	16	0.0
42	Chad Kolarik	C	3	3	2	5	-2	0	3	0	0	0	0	1	0	0	0	0	0	0	0	0.000	1.67	0.00	10	30.0
11	Kris Newbury	C	6	2	2	4	-3	2	1	2	0	0	0	0	0	0	0	0	0	0	0	0.000	0.67	0.33	20	10.0
23	Dale Weise	RW	5	2	1	3	-2	8	1	1	0	0	0	0	0	0	0	0	0	0	0	0.000	0.60	1.60	11	18.2
9	Brodie Dupont	LW	6	1	2	3	1	6	0	2	0	0	0	0	0	0	0	0	0	0	0	0.000	0.50	1.00	15	6.7
* 5	Blake Parlett	D	6	1	2	3	-1	2	0	0	0	0	0	0	0	0	0	0	0	0	0	0.000	0.50	0.33	8	12.5
18	Jeremy Williams	RW	6	1	2	3	0	4	1	2	0	0	0	1	0	0	0	0	0	0	0	0.000	0.50	0.67	17	5.9
* 36	Mats Zuccarello	RW	2	1	1	2	1	4	0	1	0	0	0	0	1	0	0	0	0	0	0	0.000	1.00	2.00	1	100.0
20	Francis Lemieux	C	4	1	1	2	0	6	0	0	0	0	0	0	0	0	0	0	0	0	0	0.000	0.50	1.50	4	25.0
* 39	Carl Hagelin	LW	5	1	1	2	-1	4	0	0	0	0	0	0	0	0	0	0	0	0	0	0.000	0.40	0.80	9	11.1
21	Derek Couture	RW	6	1	1	2	-1	4	0	0	0	0	1	0	0	0	0	0	0	0	0	0.000	0.33	0.67	4	25.0
* 16	Tommy Grant	LW	6	1	1	2	-1	6	0	0	0	0	0	1	0	0	0	0	0	0	0	0.000	0.33	1.00	6	16.7
91	Evgeny Grachev	LW	6	0	2	2	-2	4	0	0	0	0	0	0	0	0	0	0	0	0	0	0.000	0.33	0.67	10	0.0
* 84	Tomas Kundratek	D	6	0	2	2	-2	2	0	0	0	0	0	0	0	0	0	0	0	0	0	0.000	0.33	0.33	5	0.0
22	Ryan Garlock	C	4	0	1	1	-1	2	0	0	0	0	0	0	0	0	0	0	0	0	0	0.000	0.25	0.50	0	0.0
4	Stu Bickel	D	6	0	1	1	-1	6	0	0	0	0	0	0	0	0	0	0	0	0	0	0.000	0.17	1.00	5	0.0
* 90	Kelsey Tessier	C	6	0	1	1	0	2	0	0	0	0	0	0	0	0	0	0	0	0	0	0.000	0.17	0.33	7	0.0
47	Justin Soryal	LW	1	0	0	0	0	0	0	0	0	0	0	0	0	0	0	0	0	0	0	0.000	0.00	0.00	0	0.0
* 33	Cameron Talbot	G	1	0	0	0	0	0	0	0	0	0	0	0	0	0	0	0	0	0	0	0.000	0.00	0.00	0	0.0
1	Dov Grumet-Morris	G	6	0	0	0	0	2	0	0	0	0	0	0	0	0	0	0	0	0	0	0.000	0.00	0.33	0	0.0
27	Jared Nightingale	D	6	0	0	0	-1	0	0	0	0	0	0	0	0	0	0	0	0	0	0	0.000	0.00	0.00	5	0.0
25	Pavel Valenkeno	D	6	0	0	0	-1	12	0	0	0	0	0	0	0	0	0	0	0	0	0	0.000	0.00	2.00	6	0.0
	BENCH		6	0				4																	0	
	TOTALS		6	18	32	50	-20	80	8	14	0	0	2	3	2	0	1	0	0	0	0	0.000	8.33	13.33	174	0.103

#	Goalie	GP	MINS	W	L	SL	SO	EN	GA	GAA	SOGP	SOW	SL	SOGA	SOA	SO%	SA	SVS	SV%
1	Dov Grumet-Morris	6	329:20	2	3	0	0	0	17	3.10	0	0	0	0	0	0.000	155	138	0.890
33	Cameron Talbot	1	38:18	0	1	0	0	0	2	3.13	0	0	0	0	0	0.000	24	22	0.917
	Empty Net		4:26						0								0		
	TOTALS	6	372:04	2	4	0	0	0	19	3.06	0	0	0	0	0	0.000	179	160	0.894

2011-12:

#	Player	Pos	GP	G	A	PTS	+/-	PIM	PP	PPA	SH	SHA	GW	FG	IG	OT	UA	EN	SOG	SOA	SOGW	SO%	Pt/G	PIM/G	Shots	Sh%
* 41	Marek Hrivik	LW	9	5	4	9	0	10	2	1	0	0	0	1	1	0	0	0	0	0	0	0.000	1.00	1.11	21	23.8
19	Casey Wellman	RW	9	4	5	9	-2	10	3	2	0	0	1	1	1	1	1	0	0	0	0	0.000	1.00	1.11	25	16.0
90	Kelsey Tessier	C	9	1	4	5	-1	6	0	1	0	0	1	1	0	0	0	0	0	0	0	0.000	0.56	0.67	8	12.5
* 18	Jon Audy-Marchessault	LW	9	4	0	4	-1	26	0	0	0	0	1	3	0	0	1	0	0	0	0	0.000	0.44	2.89	41	9.8
7	Andre Deveaux	RW	9	2	2	4	2	47	1	0	0	0	0	0	0	0	0	0	0	0	0	0.000	0.44	5.22	7	28.6
11	Kris Newbury	C	9	1	3	4	2	20	0	1	0	0	0	0	0	0	0	1	0	0	0	0.000	0.44	2.22	31	3.2
* 44	Tim Erixon	D	9	0	4	4	1	8	0	1	0	0	0	0	0	0	0	0	0	0	0	0.000	0.44	0.89	15	0.0
* 17	Ryan Bourque	LW	9	2	1	3	1	4	0	0	0	0	0	0	0	0	0	0	0	0	0	0.000	0.33	0.44	17	11.8
55	Andreas Thuresson	RW	9	1	2	3	0	0	0	1	0	0	1	0	0	1	0	0	0	0	0	0.000	0.33	0.00	13	7.7
25	Pavel Valenkeno	D	9	0	3	3	2	6	0	0	0	0	0	0	0	0	0	0	0	0	0	0.000	0.33	0.67	6	0.0
46	Jordan Owens	C	9	1	1	2	1	8	0	0	0	0	0	0	1	0	0	0	0	0	0	0.000	0.22	0.89	29	3.4
48	Mike Vernace	D	9	0	2	2	-2	0	0	2	0	0	0	0	0	0	0	0	0	0	0	0.000	0.22	0.00	11	0.0
* 13	Scott Tanski	RW	3	1	0	1	-1	0	0	0	0	0	1	0	0	0	0	0	0	0	0	0.000	0.33	0.00	2	50.0
9	Brendan Bell	D	5	0	1	1	-2	4	0	0	0	0	0	0	0	0	0	0	0	0	0	0.000	0.20	0.80	12	0.0
10	Tommy Grant	LW	8	0	1	1	-1	4	0	0	0	0	0	0	0	0	0	0	0	0	0	0.000	0.13	0.50	3	0.0
* 20	J.T. Miller	C	8	0	1	1	-2	2	0	0	0	0	0	0	0	0	0	0	0	0	0	0.000	0.13	0.25	12	0.0
27	Jared Nightingale	D	9	0	1	1	3	10	0	0	0	0	0	0	0	0	0	0	0	0	0	0.000	0.11	1.11	10	0.0
6	Wade Redden	D	9	0	1	1	-2	8	0	1	0	0	0	0	0	0	0	0	0	0	0	0.000	0.11	0.89	11	0.0
33	Cameron Talbot	G	9	0	1	1	0	0	0	0	0	0	0	0	0	0	0	0	0	0	0	0.000	0.11	0.00	0	0.0
* 14	Steve Moses	D	1	0	0	0	0	0	0	0	0	0	0	0	0	0	0	0	0	0	0	0.000	0.00	0.00	1	0.0
* 8	Dylan McClrath	D	5	0	0	0	-1	9	0	0	0	0	0	0	0	0	0	0	0	0	0	0.000	0.00	1.80	5	0.0
* 23	Christian Thomas	RW	6	0	0	0	2	0	0	0	0	0	0	0	0	0	0	0	0	0	0	0.000	0.00	0.00	4	0.0
	BENCH		9	0				0																	0	
	TOTALS		9	22	37	59	-1	182	6	10	0	0	5	6	3	2	2	1	0	0	0	0.000	6.56	20.22	284	0.077

#	Goalie	GP	MINS	W	L	SL	SO	EN	GA	GAA	SOGP	SOW	SL	SOGA	SOA	SO%	SA	SVS	SV%
33	Cameron Talbot	9	571:08	5	4	0	2	0	20	2.10	0	0	0	0	0	0.000	327	307	0.939
	Empty Net		1:22						0								0		
	TOTALS	9	572:30	5	4	0	2	0	20	2.10	0	0	0	0	0	0.000	327	307	0.939

2014-15:

#	Player	Pos	GP	G	A	PTS	+/-	PIM	PP	PPA	SH	SHA	GW	FG	IG	OT	UA	EN	SOG	SOA	SOGW	SO%	Pt/G	PIM/G	Shots	Sh%
17	Chris Bourque	LW	15	4	13	17	-3	12	1	4	0	0	1	1	0	1	1	0	0	0	0	0.0	1.13	0.80	58	6.9
24	Oscar Lindberg	C	15	3	13	16	1	6	1	3	0	1	1	0	0	0	0	0	0	0	0	0.0	1.07	0.40	40	7.5
14	Joey Crabb	RW	15	6	4	10	0	8	1	0	2	0	1	1	0	0	1	0	0	0	0	0.0	0.67	0.53	30	20.0
19	Chris Mueller	C	15	5	4	9	-3	6	3	3	1	0	1	0	0	1	0	0	0	0	0	0.0	0.60	0.40	22	22.7
15	Marek Hrivik	LW	15	3	6	9	-1	6	0	1	0	0	0	0	0	0	0	1	0	0	0	0.0	0.60	0.40	32	9.4
48	Carl Klingberg	RW	13	4	3	7	3	6	0	2	0	0	0	2	0	0	1	0	0	0	0	0.0	0.54	0.46	29	13.8
*	2	Mat Bodie	D	15	3	4	7	1	6	0	3	0	0	1	0	0	0	0	0	0	0	0.0	0.47	0.40	18	16.7
29	Danny Kristo	RW	15	3	3	6	-7	2	2	1	0	0	1	1	0	0	0	0	0	0	0	0.0	0.40	0.13	31	9.7
*	39	Ryan Haggerty	RW	14	2	4	6	5	4	0	0	0	0	0	1	0	0	0	0	0	0	0.0	0.43	0.29	28	7.1
28	Michael Kostka	D	15	1	4	5	-3	6	0	1	0	0	0	0	0	0	0	0	0	0	0	0.0	0.33	0.40	25	4.0
*	16	Chad Nehring	C	15	2	1	3	-1	4	1	0	0	1	0	0	0	0	0	0	0	0	0.0	0.20	0.27	18	11.1
5	Tommy Hughes	D	15	1	2	3	-2	4	0	0	0	0	1	0	0	1	0	0	0	0	0	0.0	0.20	0.27	12	8.3
*	6	Brady Skjei	D	15	1	2	3	-3	16	1	0	0	0	1	0	0	0	0	0	0	0	0.0	0.20	1.07	15	6.7
4	Conor Allen	D	12	1	1	2	-4	10	0	1	0	0	0	0	0	0	0	0	0	0	0	0.0	0.17	0.83	17	5.9
18	Tyler Brown	LW	15	1	1	2	-4	2	0	0	0	0	1	0	0	0	0	0	0	0	0	0.0	0.13	0.13	15	6.7
21	Shawn O'Donnell	RW	13	0	2	2	-3	12	0	0	0	0	0	0	0	0	0	0	0	0	0	0.0	0.15	0.92	14	0.0
8	Dylan McIlrath	D	15	0	2	2	2	23	0	0	0	0	0	0	0	0	0	0	0	0	0	0.0	0.13	1.53	17	0.0
*	44	Steve Spinell	D	3	1	0	1	1	2	0	0	0	0	1	0	0	0	0	0	0	0	0.0	0.33	0.67	4	25.0
9	Ryan Bourque	LW	5	0	1	1	1	2	0	0	0	0	0	0	0	0	0	0	0	0	0	0.0	0.20	0.40	14	0.0
23	Justin Vaive	LW	8	0	1	1	-4	10	0	1	0	0	0	0	0	0	0	0	0	0	0	0.0	0.13	1.25	7	0.0
35	Yann Danis	G	14	0	1	1	0	0	0	0	0	0	0	0	0	0	0	0	0	0	0	0.0	0.07	0.00	0	0.0
*	70	Mackenzie Skapski	G	2	0	0	0	0	0	0	0	0	0	0	0	0	0	0	0	0	0	0.0	0.00	0.00	0	0.0
22	Ryan Potulny	C	7	0	0	0	-3	0	0	0	0	0	0	0	0	0	0	0	0	0	0	0.0	0.00	0.00	4	0.0
	BENCH		15	0				8																	0	
	TOTALS		15	41	72	113	-27	155	10	20	3	2	7	6	3	3	2	2	0	0	0	0.000	7.53	10.33	450	0.091

#	Goalie	GP	MINS	W	L	SL	SO	EN	GA	GAA	SOGP	SOW	SL	SOGA	SOA	SO%	SA	SVS	SV%
35	Yann Danis	14	886:41	7	7	0	0	1	35	2.37	0	0	0	0	0	0.000	429	394	0.918
*	70	Mackenzie Skapski	2	77:24	0	1	0	0	7	5.43	0	0	0	0	0	0.000	39	32	0.821
	Empty Net		10:56						1								1		
	Totals	15	975:01	7	8	0	0	1	43	2.65	0	0	0	0	0	0.000	469	426	0.908



Robb Stauber



Jonathan Audy-Marchessault

HARTFORD WOLF PACK ALL-TIME PLAYOFF SCORING AND GOALTENDING

Pos	Player	GP	G	A	Pts.	PIM	PPG	SHG	GW	FG	OT	UA	EN	+/-	Shots	Sh%
RW	Smith, Brad	69	37	32	69	59	11	0	7	6	0	2	1	9	273	13.6
C	Armstrong, Derek	50	14	33	47	60	4	1	2	2	0	1	0	14	138	10.1
C	Savard, Marc	22	9	31	40	40	4	0	1	2	0	2	2	10	76	11.8
RW	Gernander, Ken	78	16	20	36	12	3	3	3	1	1	2	2	7	145	11.0
C	Giroux, Alexandre	35	13	16	29	68	7	0	2	2	0	2	0	4	104	12.5
LW	Dawes, Nigel	20	11	12	23	18	4	0	1	2	0	1	0	9	74	14.9
LW	Wiseman, Chad	32	9	13	22	40	2	1	2	2	1	0	0	4	83	10.8
RW	Dawe, Jason	30	14	7	21	52	2	2	3	6	0	0	0	21	99	14.1
RW	Vorobiev, Vladimir	15	11	8	19	4	5	0	2	0	0	0	0	2	50	22.0
LW	Hrivik, Marek	24	8	10	18	16	2	0	0	1	0	0	1	-1	53	15.1
LW	Bourque, Chris	15	4	13	17	12	1	0	1	1	1	1	0	-3	58	6.9
C	Stock, P.J.	40	2	15	17	183	0	0	0	1	0	0	0	2	27	7.4
RW	Balej, Jozef	22	9	7	16	14	4	3	4	1	2	1	0	5	64	14.1
LW	Witehall, Johan	24	7	9	16	16	3	1	0	0	0	1	1	9	61	11.5
C	Lindberg, Oscar	15	3	13	16	6	1	0	1	0	0	0	0	1	40	7.5
RW	Bourret, Alex	12	4	11	15	19	0	0	0	2	0	0	0	5	33	12.1
RW	Kenady, Chris	28	10	4	14	53	4	0	1	2	0	1	1	-3	45	22.2
C	Ferraro, Peter	15	8	6	14	59	2	0	1	0	0	0	0	5	47	17.0
C	Dubinsky, Brandon	18	6	8	14	26	2	0	1	0	0	2	0	11	35	17.1
C	Lundmark, Jamie	18	5	8	13	14	1	0	0	1	0	1	1	2	54	9.3
C	Immonen, Jarkko	13	4	9	13	4	0	0	2	0	0	0	0	2	26	15.4
RW	Moore, Greg	31	3	10	13	12	0	0	2	0	0	0	0	3	50	6.0
D	Bannister, Drew	23	2	11	13	59	0	0	1	0	0	0	0	-10	51	3.9
RW	Genoway, Colby	13	4	8	12	10	0	0	1	2	0	0	0	5	38	10.5
D	Virtue, Terry	38	4	8	12	72	0	0	2	0	1	0	0	15	72	5.6
C	Larose, Cory	16	4	7	11	24	2	0	0	0	0	0	0	-1	56	7.1
RW	Crabb, Joey	15	6	4	10	8	1	2	1	1	0	1	0	E	30	20.0
C	Helminen, Dwight	20	4	6	10	12	2	0	0	1	0	1	1	-11	32	12.5
D	Weller, Craig	41	4	6	10	84	2	0	1	0	0	0	0	-2	51	7.8
C	Dusablon, Benoit	26	3	7	10	10	1	0	0	0	0	0	0	5	35	8.6
D	Potter, Corey	18	2	8	10	49	1	0	0	1	0	0	0	-1	27	7.4
D	Nycholat, Lawrence	24	2	8	10	39	1	0	0	0	0	0	0	6	57	3.5
LW	Byers, Dane	18	7	2	9	25	4	0	0	0	0	0	0	-1	21	33.3
C	Mueller, Chris	15	5	4	9	6	3	1	1	0	1	0	0	-3	22	22.7
C	Wellman, Casey	9	4	5	9	10	3	0	1	1	1	1	0	-2	25	16.0
D	Girardi, Daniel	13	4	5	9	8	4	0	0	1	0	0	0	-1	34	11.8
D	Brennan, Rich	15	4	5	9	14	2	0	0	0	0	1	1	2	44	9.1
D	Galanov, Maxim	13	3	6	9	2	2	0	0	0	0	0	0	2	23	13.0
LW	Goneau, Daniel	37	3	6	9	26	0	1	1	0	0	0	0	-4	44	6.8
C	Murray, Garth	32	2	7	9	49	0	0	0	1	0	0	0	8	27	7.4
D	Doig, Jason	33	2	7	9	63	1	0	0	0	0	0	0	4	69	2.9
LW	Hall, Todd	37	2	7	9	18	0	0	1	0	0	0	0	-2	33	6.1
RW	Ortmeyer, Jed	22	5	3	8	10	0	1	2	1	0	2	2	4	46	10.9
C	Moore, Dominic	22	4	4	8	12	0	0	0	2	0	0	0	4	32	12.5
LW	Sevigny, Pierre	12	3	5	8	14	1	0	1	0	0	0	0	-1	13	23.1
C	Newbury, Kris	15	3	5	8	28	1	0	0	0	0	0	1	-1	51	5.9
D	Purinton, Dale	45	0	8	8	185	0	0	0	0	0	0	0	E	39	0.0
RW	Weise, Dale	11	5	2	7	10	1	0	0	0	0	0	0	-4	20	25.0
RW	Fraser, Scott	6	4	3	7	4	2	0	0	1	0	0	1	2	19	21.1
RW	Hamilton, Jeff	6	4	3	7	0	2	0	1	0	0	1	0	3	24	16.7
RW	Klingberg, Carl	13	4	3	7	6	0	0	0	0	0	0	1	3	29	13.8
D	Bodie, Mat	15	3	4	7	6	0	0	0	1	0	0	0	1	18	16.7
C	Wells, Chris	20	3	4	7	38	1	0	2	1	0	0	0	6	18	16.7
D	Lampman, Bryce	29	3	4	7	20	1	0	1	1	1	1	0	6	34	8.8
C	Fata, Rico	10	2	5	7	4	0	0	0	1	0	0	0	-3	33	6.1
D	Sundin, Ronnie	14	2	5	7	15	0	0	0	0	0	0	0	1	18	11.1
C	Ulmer, Layne	15	2	5	7	2	0	0	0	1	0	0	0	4	24	8.3
C	Dube, Christian	15	0	7	7	10	0	0	0	0	0	0	0	-3	19	0.0
D	Redden, Wade	15	0	7	7	8	0	0	0	0	0	0	0	-4	27	0.0
C	Toms, Jeff	5	6	0	6	2	2	0	2	0	0	2	0	2	23	26.1
RW	Tripp, John	12	4	2	6	17	1	0	0	1	0	2	0	-4	45	8.9
C	Mitchell, John	6	3	3	6	0	2	0	1	0	0	1	0	-1	15	20.0
D	Wilford, Marty	10	3	3	6	6	0	0	2	0	2	0	0	2	14	21.4
LW	Sonnenberg, Martin	13	3	3	6	8	0	0	1	2	1	0	0	-1	39	7.7
RW	Kristo, Danny	15	3	3	6	2	2	0	1	1	0	0	0	-7	31	9.7
C	Ouellette, Mike	11	2	4	6	4	0	0	1	0	0	0	0	3	19	10.5
RW	Haggerty, Ryan	14	2	4	6	4	0	0	0	0	0	0	0	5	28	7.1
RW	Tuzzolino, Tony	24	2	4	6	22	0	0	1	0	0	0	0	-8	45	4.4
RW	Tessier, Kelsey	15	1	5	6	8	0	0	1	1	0	0	0	-1	15	6.7
D	Sanguinetti, Bobby	18	1	5	6	10	0	0	0	0	0	0	0	-6	34	2.9
D	Kloucek, Tomas	33	1	5	6	24	0	0	0	1	0	0	0	15	38	2.6
D	Mottau, Mike	15	0	6	6	23	0	0	0	0	0	0	0	-4	32	0.0
D	Degon, Marvin	20	0	6	6	6	0	0	0	0	0	0	0	2	14	0.0
C	Kolarik, Chad	3	3	2	5	0	3	0	0	1	0	0	0	-2	10	30.0
RW	Parenteau, P.A.	5	3	2	5	13	1	0	1	0	0	1	0	1	9	33.3
LW	Kane, Boyd	15	3	2	5	52	2	1	0	0	0	0	0	-2	35	8.6
D	Vasiliev, Alexei	21	3	2	5	4	0	0	1	1	0	0	0	-2	28	10.7



Derek Armstrong



Dane Byers



Bobby Sanguinetti

HARTFORD WOLF PACK ALL-TIME PLAYOFF SCORING AND GOALTENDING (cont.)

Pos	Player	GP	G	A	Pts.	PIM	PPG	SHG	GW	FG	OT	UA	EN	+/-	Shots	Sh%
LW	Owens, Jordan	26	2	3	5	17	0	0	0	0	0	1	0	-6	48	4.2
LW	Dupont, Brodie	13	1	4	5	21	0	0	0	0	0	0	0	2	29	3.4
C	Winnes, Chris	14	1	4	5	2	0	1	0	0	0	1	0	-2	37	2.7
D	Kostka, Michael	15	1	4	5	6	0	0	0	0	0	0	0	-3	25	4.0
D	Tyutin, Fedor	16	0	5	5	18	0	0	0	0	0	0	0	7	28	0.0
D	Campbell, Ed	21	0	5	5	47	0	0	0	0	0	0	0	5	23	0.0
LW	Audy-Marchessault, J.	9	4	0	4	20	0	0	1	3	0	1	0	-1	41	9.8
RW	MacDonald, Jason	10	4	0	4	50	0	0	0	2	0	0	0	E	22	18.2
C	York, Mike	6	3	1	4	0	0	0	1	1	0	0	0	5	15	20.0
D	Hutchinson, Andrew	5	2	2	4	4	0	0	0	0	0	0	0	3	12	16.7
C	Lyashenko, Roman	6	2	2	4	2	1	0	0	0	0	0	0	3	17	11.8
RW	Deveaux, Andre	9	2	2	4	47	1	0	0	0	0	0	0	2	7	28.6
LW	Bourque, Ryan	14	2	2	4	6	0	0	0	0	0	0	0	2	31	6.5
RW	Brown, Kevin	5	1	3	4	4	1	0	0	0	0	0	0	-2	13	7.7
D	O'Sullivan, Chris	7	1	3	4	11	0	0	0	1	0	0	0	1	27	3.7
D	Erixon, Tim	9	0	4	4	8	0	0	0	0	0	0	0	1	15	0.0
C	Harder, Mike	12	0	4	4	4	0	0	0	0	0	0	0	-5	13	0.0
D	Pock, Thomas	17	0	4	4	31	0	0	0	0	0	0	0	-1	46	0.0
D	Thompson, Brent	22	0	4	4	48	0	0	0	0	0	0	0	-1	17	0.0
C	Anisimov, Artem	11	3	0	3	2	1	0	1	2	0	1	0	-2	33	9.1
C	Nehring, Chad	15	2	1	3	4	1	0	0	0	0	0	0	-1	18	11.1
LW	Korpikoski, Lauri	23	2	1	3	2	1	0	0	0	0	0	0	-10	30	6.7
D	Parlett, Blake	6	1	2	3	2	0	0	0	0	0	0	0	-1	8	12.5
RW	Williams, Jeremy	6	1	2	3	4	1	0	0	1	0	0	0	E	17	5.9
RW	Thuresson, Andreas	9	1	2	3	0	0	0	1	0	1	0	0	E	13	7.7
LW	Grant, Tommy	14	1	2	3	10	0	0	0	1	0	0	0	-2	9	11.1
C	Hollweg, Ryan	15	1	2	3	28	0	0	0	0	0	0	1	E	28	3.6
D	Paul, Jeff	15	1	2	3	31	0	0	0	0	0	0	0	1	11	9.1
D	Hughes, Tommy	15	1	2	3	4	0	0	1	0	1	0	0	-2	12	8.3
D	Skjei, Brady	15	1	2	3	16	1	0	0	1	0	0	0	-3	15	6.7
C	Malhotra, Manny	28	1	2	3	10	0	0	0	0	0	0	0	-7	33	3.0
LW	Errey, Bob	7	0	3	3	8	0	0	0	0	0	0	0	2	15	0.0
C	Falardeau, Lee	11	0	3	3	6	0	0	0	0	0	0	0	-5	17	0.0
D	Valentenko, Pavel	15	0	3	3	18	0	0	0	0	0	0	0	1	12	0.0
RW	Zuccarello, Mats	2	1	1	2	4	0	0	0	0	0	0	0	1	1	100.0
C	Lemieux, Francis	4	1	1	2	6	0	0	0	0	0	0	0	E	4	25.0
LW	Hagelin, Carl	5	1	1	2	4	0	0	0	0	0	0	0	-1	9	11.1
RW	Couture, Derek	6	1	1	2	4	0	0	1	0	0	0	0	-1	4	25.0
RW	Cuthbert, Ryan	7	1	1	2	14	0	0	0	0	0	0	0	3	7	14.3
D	MacIsaac, Dave	10	1	1	2	56	0	0	0	0	0	0	0	E	12	8.3
D	Allen, Conor	12	1	1	2	10	0	0	0	0	0	0	0	-4	17	5.9
RW	Jessiman, Hugh	14	1	1	2	50	0	0	0	0	0	1	0	-1	17	5.9
LW	Brown, Tyler	15	1	1	2	2	0	0	1	0	0	0	0	-4	15	6.7
D	Pushor, Jamie	16	1	1	2	18	0	0	0	0	0	0	0	8	29	3.4
D	Liffiton, Dave	19	1	1	2	31	0	0	0	0	0	0	0	4	18	5.6
RW	Ekman, Nils	2	0	2	2	4	0	0	0	0	0	0	0	1	4	0.0
LW	Duerden, Dave	5	0	2	2	0	0	0	0	0	0	0	0	-3	5	0.0
D	Smrek, Peter	5	0	2	2	2	0	0	0	0	0	0	0	-4	9	0.0
D	Baranka, Ivan	6	0	2	2	2	0	0	0	0	0	0	0	E	8	0.0
D	Bouchard, Joel	6	0	2	2	20	0	0	0	0	0	0	0	2	17	0.0
C	Grachev, Evgeny	6	0	2	2	4	0	0	0	0	0	0	0	-2	10	0.0
D	Kundratek, Tomas	7	0	2	2	2	0	0	0	0	0	0	0	-2	5	0.0
D	Vernace, Mike	9	0	2	2	0	0	0	0	0	0	0	0	-2	11	0.0
D	Staal, Marc	12	0	2	2	8	0	0	0	0	0	0	0	-2	14	0.0
D	Sorochnan, Lee	13	0	2	2	51	0	0	0	0	0	0	0	3	13	0.0
LW	O'Donnell, Shawn	13	0	2	2	12	0	0	0	0	0	0	0	-3	14	0.0
D	McIlrath, Dylan	20	0	2	2	32	0	0	0	0	0	0	0	1	22	0.0
G	Labbe, Jean-Francois	29	0	2	2	26	0	0	0	0	0	0	0	--	0	0.0
D	Pikkarainen, Hannu	3	1	0	1	2	0	0	0	0	0	0	0	-1	1	100.0
RW	Tanski, Scott	3	1	0	1	0	0	0	1	0	0	0	0	-1	3	33.3
D	Spinell, Steve	3	1	0	1	2	0	0	0	1	0	0	0	1	0	0.0
LW	Bell, Mark	5	1	0	1	4	0	1	0	0	0	0	1	-2	7	14.3
C	Garlock, Ryan	4	0	1	1	2	0	0	0	0	0	0	0	-1	0	0.0
LW	Gratton, Josh	4	0	1	1	11	0	0	0	0	0	0	0	-1	1	0.0
D	Bell, Brendan	5	0	1	1	4	0	0	0	0	0	0	0	-2	12	0.0
D	Fahey, Brian	5	0	1	1	6	0	0	0	0	0	0	0	-5	8	0.0
D	Bickel, Stu	6	0	1	1	6	0	0	0	0	0	0	0	-1	5	0.0
LW	Rissmiller, Patrick	6	0	1	1	6	0	0	0	0	0	0	0	-1	13	0.0
D	Filipowicz, Jayme	7	0	1	1	2	0	0	0	0	0	0	0	5	3	0.0
C	Miller, J.T.	8	0	1	1	2	0	0	0	0	0	0	0	-2	12	0.0
LW	Vaive, Justin	8	0	1	1	10	0	0	0	0	0	0	0	-4	7	0.0
LW	Blouin, Sylvain	9	0	1	1	63	0	0	0	0	0	0	0	-4	9	0.0
D	St. Croix, Chris	10	0	1	1	10	0	0	0	0	0	0	0	-2	9	0.0
G	Talbot, Cameron	10	0	1	1	0	0	0	0	0	0	0	0	--	0	0.0
G	Danis, Yann	14	0	1	1	0	0	0	0	0	0	0	0	--	0	0.0
D	Nightingale, Jared	19	0	1	1	18	0	0	0	0	0	0	0	-2	16	0.0
D	Grenier, Martin	25	0	1	1	97	0	0	0	0	0	0	0	E	9	0.0




Lauri Korpikoski



Marc Staal

HARTFORD WOLF PACK ALL-TIME PLAYOFF SCORING AND GOALTENDING (cont.)

Pos	Player	GP	G	A	Pts.	PIM	PPG	SHG	GW	FG	OT	UA	EN	+/-	Shots	Sh%
LW	Burnett, Garrett	1	0	0	0	2	0	0	0	0	0	0	0	E	0	0.0
RW	Moses, Steve	1	0	0	0	0	0	0	0	0	0	0	0	0	1	0.0
D	Risidore, Ryan	1	0	0	0	0	0	0	0	0	0	0	0	-3	1	0.0
LW	Soryal, Justin	1	0	0	0	0	0	0	0	0	0	0	0	E	0	0.0
LW	Stals, Juris	1	0	0	0	0	0	0	0	0	0	0	0	E	1	0.0
RW	Sugden, Brandon	1	0	0	0	0	0	0	0	0	0	0	0	0	0	0.0
G	Wiikman, Miika	1	0	0	0	0	0	0	0	0	0	0	0	--	0	0.0
LW	Yetman, Patrick	1	0	0	0	0	0	0	0	0	0	0	0	-1	0	0.0
LW	Bahensky, Zdenek	2	0	0	0	0	0	0	0	0	0	0	0	E	1	0.0
D	Bast, Ryan	2	0	0	0	2	0	0	0	0	0	0	0	-2	2	0.0
RW	Brendl, Pavel	2	0	0	0	0	0	0	0	0	0	0	0	0	1	0.0
D	Denisov, Vladimir	2	0	0	0	2	0	0	0	0	0	0	0	-2	1	0.0
LW	Fritz, Mitch	2	0	0	0	4	0	0	0	0	0	0	0	E	2	0.0
G	Gherson, Robert	2	0	0	0	0	0	0	0	0	0	0	0	--	0	0.0
C	Graham, Bruce	2	0	0	0	0	0	0	0	0	0	0	0	-2	1	0.0
D	Karpa, Dave	2	0	0	0	0	0	0	0	0	0	0	0	E	1	0.0
D	Reese, Dylan	2	0	0	0	2	0	0	0	0	0	0	0	-2	1	0.0
G	Skapski, Mackenzie	2	0	0	0	0	0	0	0	0	0	0	0	--	0	0.0
LW	Carpentier, Benjamin	3	0	0	0	2	0	0	0	0	0	0	0	0	0	0.0
G	Hnilicka, Milan	3	0	0	0	0	0	0	0	0	0	0	0	--	0	0.0
D	Kinch, Matt	3	0	0	0	0	0	0	0	0	0	0	0	E	1	0.0
LW	Scott, Richard	3	0	0	0	16	0	0	0	0	0	0	0	E	2	0.0
G	Valiquette, Steve	3	0	0	0	2	0	0	0	0	0	0	0	E	0	0.0
LW	DiDionete, Devin	4	0	0	0	6	0	0	0	0	0	0	0	-2	5	0.0
LW	Gosselin, Christian	4	0	0	0	17	0	0	0	0	0	0	0	-1	1	0.0
RW	Heerema, Jeff	4	0	0	0	9	0	0	0	0	0	0	0	-2	4	0.0
G	LeNeveu, David	4	0	0	0	0	0	0	0	0	0	0	0	--	0	0.0
D	Martin, Mike	4	0	0	0	2	0	0	0	0	0	0	0	-2	0	0.0
D	Smith, Adam	4	0	0	0	12	0	0	0	0	0	0	0	-4	5	0.0
C	Crowder, Paul	5	0	0	0	4	0	0	0	0	0	0	0	-2	4	0.0
C	McBride, Brock	5	0	0	0	2	0	0	0	0	0	0	0	0	2	0.0
LW	Severson, Cam	5	0	0	0	7	0	0	0	0	0	0	0	-2	1	0.0
LW	Tobler, Ryan	5	0	0	0	2	0	0	0	0	0	0	0	1	3	0.0
G	Grumet-Morris, Dov	6	0	0	0	2	0	0	0	0	0	0	0	--	0	0.0
D	MacMillan, Jeff	6	0	0	0	4	0	0	0	0	0	0	0	E	9	0.0
LW	Mehalko, Brad	6	0	0	0	14	0	0	0	0	0	0	0	-2	0	0.0
RW	Thomas, Christian	6	0	0	0	0	0	0	0	0	0	0	0	2	4	0.0
D	Urquhart, David	6	0	0	0	0	0	0	0	0	0	0	0	1	8	0.0
G	Zaba, Matt	6	0	0	0	0	0	0	0	0	0	0	0	--	0	0.0
C	Lee, Mark	7	0	0	0	2	0	0	0	0	0	0	0	-1	5	0.0
C	Pyatt, Tom	7	0	0	0	2	0	0	0	0	0	0	0	-6	10	0.0
G	Stauber, Robb	7	0	0	0	2	0	0	0	0	0	0	0	--	0	0.0
C	Potulny, Ryan	7	0	0	0	0	0	0	0	0	0	0	0	-3	4	0.0
G	Cloutier, Dan	8	0	0	0	2	0	0	0	0	0	0	0	--	0	0.0
G	Meyer, Scott	8	0	0	0	17	0	0	0	0	0	0	0	--	0	0.0
D	Sauer, Michael	8	0	0	0	10	0	0	0	0	0	0	0	1	6	0.0
C	Andrews, Bobby	9	0	0	0	2	0	0	0	0	0	0	0	-4	3	0.0
G	Holmqvist, Johan	9	0	0	0	0	0	0	0	0	0	0	0	--	0	0.0
G	Holt, Chris	9	0	0	0	2	0	0	0	0	0	0	0	--	0	0.0
D	Henry, Burke	10	0	0	0	4	0	0	0	0	0	0	0	3	13	0.0
D	Taylor, Jake	10	0	0	0	6	0	0	0	0	0	0	0	-1	8	0.0
C	Lawson, Lucas	11	0	0	0	0	0	0	0	0	0	0	0	E	10	0.0
G	Montoya, Al	12	0	0	0	2	0	0	0	0	0	0	0	--	0	0.0
G	LaBarbera, Jason	22	0	0	0	2	0	0	0	0	0	0	0	--	0	0.0



Matt Kinch



Chris Holt

Pos	Player	GP	Mins		GAA	W	L	EN	SO	GA	Saves	Sv%
G	Valiquette, Steve	3	129	: 36	1.85	1	1	1	0	4	61	0.938
G	LaBarbera, Jason	22	1397	: 35	1.93	12	10	3	3	45	611	0.931
G	Talbot, Cameron	10	609	: 26	2.17	5	5	0	2	22	329	0.937
G	Labbe, Jean-Francois	29	1766	: 49	2.38	18	11	1	3	70	916	0.929
G	Danis, Yann	14	866	: 41	2.42	7	7	1	0	35	429	0.925
G	LeNeveu, David	4	266	: 20	2.48	1	3	0	0	11	111	0.910
G	Meyer, Scott	8	504	: 48	2.50	3	4	1	0	21	255	0.924
G	Montoya, Al	12	648	: 21	2.59	5	5	1	2	28	247	0.898
G	Holt, Chris	9	513	: 00	2.92	4	4	1	0	25	261	0.913
G	Cloutier, Dan	8	478	: 48	3.01	5	3	0	0	24	278	0.921
G	Wiikman, Miika	1	58	: 42	3.07	0	1	0	0	3	16	0.842
G	Grumet-Morris, Dov	6	329	: 20	3.10	2	3	0	0	17	138	0.890
G	Holmqvist, Johan	9	477	: 33	3.14	3	5	0	0	25	208	0.893
G	Zaba, Matt	6	378	: 16	3.17	2	4	0	1	20	197	0.908
G	Hnilicka, Milan	3	98	: 46	3.64	0	1	0	0	6	35	0.854
G	Stauber, Robb	7	419	: 41	4.29	3	4	1	0	30	207	0.873
G	Skapski, Mackenzie	2	77	: 24	5.43	0	1	0	0	7	32	0.821
G	Gherson, Robert	2	77	: 21	6.98	0	2	0	0	9	25	0.735

All-time Playoff Leaders

Games Played			Goals			Assists		
1	Gernander, Ken	78	1	Smyth, Brad	37	1	Armstrong, Derek	33
2	Smyth, Brad	69	2	Gernander, Ken	16	2	Smyth, Brad	32
3	Armstrong, Derek	50	3	Dawe, Jason	14	3	Savard, Marc	31
4	Purinton, Dale	45		Armstrong, Derek	14	4	Gernander, Ken	20
5	Weller, Craig	41	5	Giroux, Alexandre	13	5	Giroux, Alexandre	16
6	Stock, P.J.	40	6	Vorobiev, Vladimir	11	6	Stock, P.J.	15
7	Virtue, Terry	38		Dawes, Nigel	11	7	Bourque, Chris	13
8	Goneau, Daniel	37	8	Kenady, Chris	10		Lindberg, Oscar	13
	Hall, Todd	37	9	Balej, Jozef	9		Wiseman, Chad	13
10	Giroux, Alexandre	35		Savard, Marc	9	10	Dawes, Nigel	12
				Wiseman, Chad	9			
Points			Penalty Minutes			Power Play Goals		
1	Smyth, Brad	69	1	Purinton, Dale	185	1	Smyth, Brad	11
2	Armstrong, Derek	47	2	Stock, P.J.	183	2	Giroux, Alexandre	7
3	Savard, Marc	40	3	Grenier, Martin	97	3	Vorobiev, Vladimir	5
4	Gernander, Ken	36	4	Weller, Craig	84	4	Girardi, Daniel	4
5	Giroux, Alexandre	29	5	Virtue, Terry	72		Byers, Dane	4
6	Dawes, Nigel	23	6	Giroux, Alexandre	68		Dawes, Nigel	4
7	Wiseman, Chad	22	7	Blouin, Sylvain	63		Savard, Marc	4
8	Dawe, Jason	21		Doig, Jason	63		Balej, Jozef	4
9	Vorobiev, Vladimir	19	9	Armstrong, Derek	60		Kenady, Chris	4
10	Hrivik, Marek	18	10	Ferraro, Peter	59		Armstrong, Derek	4
				Bannister, Drew	59			
				Smyth, Brad	59			
Shorthanded Goals			Game-Winning Goals			Plus/Minus		
1	Balej, Jozef	3	1	Smyth, Brad	7	1	Dawe, Jason	21
	Gernander, Ken	3	2	Balej, Jozef	4	2	Kloucek, Tomas	15
3	Crabb, Joey	2	3	Dawe, Jason	3		Virtue, Terry	15
	Dawe, Jason	2		Gernander, Ken	3	4	Armstrong, Derek	14
5	Bell, Mark	1	5	Toms, Jeff	2	5	Dubinsky, Brandon	11
	Winnes, Chris	1		Wilford, Marty	2	6	Savard, Marc	10
	Mueller, Chris	1		Immonen, Jarkko	2	7	Dawes, Nigel	9
	Kane, Boyd	1		Vorobiev, Vladimir	2		Witehall, Johan	9
	Ortmeyer, Jed	1		Wells, Chris	2		Smyth, Brad	9
	Witehall, Johan	1		Moore, Greg	2	10	Pushor, Jamie	8
	Wiseman, Chad	1		Ortmeyer, Jed	2		Murray, Garth	8
	Goneau, Daniel	1		Wiseman, Chad	2			
	Armstrong, Derek	1		Giroux, Alexandre	2			
				Virtue, Terry	2			
				Armstrong, Derek	2			



Jozef Balej



Garth Murray

Largest Home Crowds

1.	2/19/11	Providence	4-5 SOL	21,673
(Outdoor game at Rentschler Field, then-AHL single-game record)				
2.	1/24/98	Springfield	4-6 L	14,115
3.	2/2/13	Springfield	2-3 L	13,239
4.	11/27/10	Bridgeport	3-2 W (SO)	13,089
5.	10/4/97	Portland	2-2 T	12,934
6.	10/7/00	Providence	4-9 L	12,513
7.	1/22/00	Providence	3-4 L	12,285
8.	1/6/06	Portland	5-2 W	12,206
9.	6/2/00	Rochester	3-0 W	12,125
(Game 5 of Calder Cup Finals)				
10.	1/26/02	Albany	5-3 W	12,069



Brian Gibbons

Overtime History

2017-18 (7-6-12, SO: 9-3)

	Date	Score	Goal Scorer	Time	Losing Goaltender
vs. Binghamton	4/13/18	2-1 W	Cole Schneider	1:29	Cam Johnson
vs. Lehigh Valley	4/7/18	3-2 W	Vinni Lettieri	0:51	Dustin Tokarski
vs. Wilkes-Barre/Scranton	3/30/18	3-4 L	Daniel Sprong	4:20	Alexandar Georgiev
vs. Springfield	3/28/18	4-3 SOW			
vs. Lehigh Valley	3/16/18	4-3 SOW			
@ Springfield	3/2/18	4-5 L	Curtis Valk	0:29	Charles Williams
@ Lehigh Valley	2/17/18	3-2 SOW			
@ Syracuse	2/9/18	4-3 SOW			
vs. Bridgeport	2/7/18	5-4 W	Ryan Sproul	3:51	Kristers Gudlevskis
@ Providence	2/2/18	1-2 L	Austin Czarnik	4:35	Alexandar Georgiev
vs. Charlotte	1/26/18	3-2 SOW			
@ Utica	1/24/18	4-3 W	Cole Schneider	2:20	Richard Bachman
vs. Wilkes-Barre/Scranton	1/21/18	1-0 W	Vince Pedrie	2:25	Anthony Peters
vs. Utica	1/19/18	3-2 W	Filip Chytil	1:10	Richard Bachman
@ Bridgeport	1/10/18	2-1 SOW			
@ Lehigh Valley	12/20/17	5-4 W	Anthony DeAngelo	1:40	Dustin Tokarski
@ Springfield	12/16/17	1-2 SOL			
vs. Rochester	12/9/17	3-2 SOW			
@ Providence	12/8/17	3-4 SOL			
@ Toronto	12/2/17	3-4 L	Dmytro Timashov	2:56	Alexandar Georgiev
@ Rochester	12/1/17	5-4 SOW			
Bridgeport	11/15/17	1-2 L	Devon Toews	4:55	Alexandar Georgiev
vs. Laval	11/12/17	2-3 L	Daniel Audette	1:44	Alexandar Georgiev
@ Wilkes-Barre/Scranton	10/21/17	2-3 SOL			
Lehigh Valley	10/8/17	2-1 SOW			

2016-17 (4-4-5, SO: 3-2)

	Date	Score	Goal Scorer	Time	Losing Goaltender
@ Hershey	3/17/17	3-4 L	Christian Djoos	0:59	Jeff Malcolm
vs. Springfield	3/1/17	4-3 W	Pavel Buchnevich	4:43	Reto Berra
@ Bridgeport	1/27/17	2-3 SOL			
@ St. John's	1/13/17	2-1 W	Chris Brown	2:07	Charlie Lindgren
vs. Syracuse	12/16/16	2-1 SOW			
@ Providence	12/11/16	1-2 SOL			
vs. Albany	11/25/16	3-4 L	Miles Wood	1:43	Magnus Hellberg
vs. Providence	11/20/16	4-3 SOW			
vs. Springfield	11/16/16	3-2 SOW			
@ Utica	11/12/16	2-3 L	Darren Archibald	0:34	Magnus Hellberg
vs. Bridgeport	11/4/16	4-5 L	Adam Pelech	0:50	Magnus Hellberg
vs. Hershey	10/26/16	3-2 W	Ryan Graves	2:35	Joe Cannata
@ Lehigh Valley	10/22/16	5-4 W	Nicklas Jensen	1:55	Alex Lyon

2015-16 (7-3-7, SO: 7-0)

	Date	Score	Goal Scorer	Time	Losing Goaltender
vs. Bridgeport	3/25/16	2-1 W	Chad Nehring	1:18	Stephon Williams
vs. Providence	3/23/16	2-3 L	Alexander Khokhlachev	2:15	Magnus Hellberg
vs. Springfield	3/19/16	4-3 SOW			
vs. Portland	3/18/16	4-3 W	Nicklas Jensen	1:23	Mike McKenna
@ Providence	3/11/16	3-2 SOW			
@ Bridgeport	3/2/16	4-3 SOW			
@ Lehigh Valley	2/26/16	3-2 SOW			
@ Albany	1/20/16	3-2 W	Chad Nehring	4:27	Scott Wedgewood
@ Providence	1/18/16	3-2 W	Brady Skjei	1:47	Zane McIntyre
vs. Albany	1/10/16	4-3 W	Mat Bodie	0:19	Yann Danis
@ Utica	12/19/15	2-1 SOW			
vs. Hershey	12/4/15	4-3 SOW			
vs. Wilkes-Barre/Scranton	11/15/15	6-7 L	Scott Wilson	0:34	Magnus Hellberg
vs. Providence	10/31/15	2-1 W	Brian Gibbons	0:21	Zane McIntyre
@ Hershey	10/25/15	3-2 SOW			
@ Hershey	10/24/15	2-3 L	Chris Bourque	2:50	Magnus Hellberg
vs. Providence	10/14/15	4-3 W	Adam Tambellini	2:21	Zane McIntyre

2014-15 (11-5-6, SO: 6-6)					
	Date	Score	Goal Scorer	Time	Losing Goaltender
vs. Manchester	4/4/15	3-2 SOW			
@ Springfield	3/28/15	3-2 W	Danny Kristo	1:48	Scott Munroe
@ Springfield	3/21/13	1-2 SOL			
@ Springfield	3/13/15	2-1 W	Conor Allen	5:09 (3 on 3)	Scott Munroe
vs. Wilkes-Barre/Scranton	2/28/15	2-3 L	Andrew Ebbett	2:27	Yann Danis
@ Lehigh Valley	2/21/15	5-4 W	Oscar Lindberg	5:48 (3 on 3)	Anthony Stolarz
@ Springfield	2/20/15	3-2 W	Oscar Lindberg	0:33	Oscar Dansk
@ St. John's	2/11/15	4-5 SOL			
@ Bridgeport	2/7/15	2-3 L	Chris Langkow	4:04	Yann Danis
@ Norfolk	1/16/15	3-2 W	Ryan Haggerty	4:10 (3 on 3)	Jason LaBarbera
vs. Bridgeport	1/11/15	3-4 L	Kael Mouillierat	4:45 (3 on 3)	Mackenzie Skapski
@ Springfield	1/0/15	4-3 W	Marek Hrivik	4:30 (3 on 3)	Oscar Dansk
vs. Syracuse	1/9/15	3-2 W	Dylan McIlrath	2:34	Andrei Vasilevsky
vs. Springfield	12/26/14	1-2 SOL			
vs. Lehigh Valley	12/20/14	2-1 W	Ryan Malone	4:56 (3 on 3)	Anthony Stolarz
@ Bridgeport	12/14/14	5-4 W	Chris Mueller	0:55	Kevin Poulin
vs. Springfield	12/6/14	0-1 SOL			
@ Albany	11/26/14	4-3 SOW			
vs. Bridgeport	11/22/14	2-1 W	Mat Bodie	6:00 (3 on 3)	Kevin Poulin
vs. Manchester	11/16/14	3-4 L	Brian O'Neill	5:57 (3 on 3)	Mackenzie Skapski
vs. Hershey	10/19/14	0-1 L	Casey Wellman	6:58	Jason Missiaen
@ Syracuse	10/12/14	4-3 W	Oscar Lindberg	4:53 (3on 3)	Andrei Vasilevsky
2013-14 (1-1-12, SO: 6-6)					
	Date	Score	Goal Scorer	Time	Losing Goaltender
vs. Providence	4/5/14	2-1 SOW			
@ Providence	3/16/14	2-3 L	Alexander Khokhlachev	2:21	Dov Grumet-Morris
vs. Adirondack	3/14/14	2-1 SOW			
vs. Hershey	2/28/14	2-1 SOW			
@ Providence	2/16/14	2-3 SOL			
vs. Albany	2/1/14	4-3 SOW			
vs. Wilkes-Barre/Scranton	1/3/14	1-2 SOL			
vs. Worcester	12/28/13	3-2 W	Oscar Lindberg	3:15	Harri Sateri
vs. Springfield	12/21/13	1-2 SOL			
vs. Adirondack	12/13/13	2-3 SOL			
@ Springfield	11/1/13	2-3 SOL			
vs. Manchester	10/18/13	4-3 SOW			
vs. Adirondack	10/11/13	5-4 SOW			
vs. Norfolk	10/5/13	2-3 SOL			
2012-13 (3-6-5, SO: 2-3)					
	Date	Score	Goal Scorer	Time	Losing Goaltender
@ Adirondack	4/13/13	3-4 L	Jason Akeson	3:31	Cam Talbot
vs. Hershey	3/22/13	3-2 SOW			
vs. Portland	3/5/13	3-4 SOL			
@ Bridgeport	3/3/13	3-2 W	Logan Pyett	2:17	Kenny Reiter
@ Wilkes-Barre/Scranton	2/23/13	1-2 L	Joe Morrow	4:07	Cam Talbot
vs. Norfolk	2/16/13	2-1 W	Brandon Segal	2:08	Igor Bobkov
vs. Albany	2/5/13	3-4 SOL			
vs. Bridgeport	2/1/13	4-5 L	Sean Backman	1:57	Cam Talbot
vs. Adirondack	1/23/13	6-5 W	Brandon Segal	4:03	Brian Boucher
@ Hershey	1/12/13	3-4 SOL			
@ Adirondack	1/5/13	1-2 L	Sean Couturier	3:08	Cam Talbot
vs. Syracuse	12/1/12	3-4 L	Mark Barberio	4:13	Cam Talbot
@ Albany	11/2/12	2-1 SOW			
@ Norfolk	10/19/12	4-5 L	Corey Elkins	4:30	Jason Missiaen



Peter Ferraro



Ivan Baranka

2011-12 (4-7-14, SO: 7-7)	Date	Score	Goal Scorer	Time	Losing Goaltender
@ Syracuse	4/14/12	1-2 SOL			
vs. Manchester	4/13/12	4-5 SOL			
vs. Manchester	4/6/12	2-1 W	Casey Wellman	1:16	Martin Jones
vs. Providence	4/1/12	2-3 L	Carter Camper	4:57	Cam Talbot
@ Bridgeport	3/25/12	3-4 L	Matt Donovan	4:58	Cam Talbot
vs. Portland	3/18/12	5-4 SOW			
vs. Bridgeport	3/9/12	4-3 SOW			
vs. Worcester	2/28/12	2-1 SOW			
@ Bridgeport	2/12/12	1-2 L	David Ullstrom	0:37	Chad Johnson
@ Springfield	2/10/12	3-2 W	Wojtek Wolski	1:04	Manny Legace
vs. Wilkes-Barre/Scranton	1/27/12	2-3 L	Jason Williams	4:06	Chad Johnson
vs. Norfolk	1/21/12	4-5 SOL			
vs. St. John's	1/20/12	1-2 L	Jason Jaffray	0:16	Cam Talbot
vs. Springfield	1/7/12	4-5 SOL			
@ Portland	1/2/12	4-5 L	Nathan Oystriick	4:27	Cam Talbot
vs. Providence	12/17/11	1-2 SOL			
vs. Portland	11/23/11	3-2 W	Brendan Bell	3:29	Curtis McElhinney
@ Providence	11/20/11	3-2 SOW			
vs. Bridgeport	11/18/11	3-2 W	Brendan Bell	4:53	Kevin Poulin
@ Albany	11/5/11	3-2 SOW			
@ Bridgeport	11/2/11	3-4 L	Tim Wallace	3:22	Cam Talbot
@ Worcester	10/29/11	3-2 SOW			
vs. Bridgeport	10/15/11	4-5 SOL			
@ Albany	10/14/11	2-3 SOL			
@ Wilkes-Barre/Scranton	10/9/11	1-0 SOW			
2010-11 (7-2-11, SO: 5-6)	Date	Score	Goal Scorer	Time	Losing Goaltender
vs. Charlotte	3/25/11	3-2 SOW			
vs. Providence	3/19/11	4-3 SOW			
@ Springfield	3/5/11	2-1 W	Blake Parlett	4:32	David LeNeveu
@ Portland	2/21/11	2-1 W	Wade Redden	1:23	Jhonas Enroth
vs. Providence (Rentschler)	2/19/11	4-5 SOL			
@ Adirondack	2/18/11	2-1 SOW			
@ Norfolk	1/8/11	3-2 W	Jeremy Williams	4:22	Dustin Tokarski
@ Portland	12/31/10	5-4 W	Tim Kennedy	0:24	Jhonas Enroth
vs. Portland	12/29/10	2-1 W	Tim Kennedy	0:36	Jhonas Enroth
@ Manchester	12/21/10	4-5 SOL			
vs. Worcester	12/17/10	3-2 W	Chad Kolarik	4:30	Alex Stalock
vs. Worcester	12/4/10	4-3 SOW			
@ Worcester	12/1/10	1-2 SOL			
vs. Bridgeport	11/27/10	3-2 SOW			
@ Bridgeport	11/26/10	3-4 SOL			
@ Binghamton	11/20/10	3-2 W	Jeremy Williams	1:03	Barry Brust
vs. Springfield	11/13/10	3-4 SOL			
vs. Springfield	10/29/10	1-2 L	Michael Blunden	3:24	Chad Johnson
vs. Syracuse	10/23/10	1-2 L	Josh Green	0:45	Dov Grumet-Morris
@ Albany	10/15/10	2-3 SOL			
2009-10 (9-6-7, SO: 2-5)	Date	Score	Goal Scorer	Time	Losing Goaltender
vs. Adirondack	3/26/10	3-2 SOW			
vs. Providence	3/21/10	4-3 W	P.A. Parenteau	4:05	Kevin Regan
@ Toronto	3/7/10	2-3 L	Brendan Mikkelson	4:58	Chad Johnson
@ Hamilton	3/6/10	2-3 SOL			
vs. Portland	2/27/10	1-2 L	Tyler Ennis	3:02	Chad Johnson
vs. Springfield	2/26/10	1-2 L	Rob Hisey	0:12	Matt Zaba
@ Norfolk	2/5/10	2-3 L	Paul Szczechura	3:50	Matt Zaba
@ Lowell (Newark)	2/3/10	3-2 W	Brodie Dupont	4:40	Mike McKenna
@ Springfield	1/23/10	1-2 L	Chris Minard	1:42	Chad Johnson
vs. Manchester	1/22/10	3-2 W	Dane Byers	2:20	Jonathan Bernier
vs. Providence	1/16/10	3-2 W	Evgeny Grachev	3:19	Dany Sabourin
@ Providence	1/10/10	2-1 W	Paul Crowder	2:06	Kevin Regan
vs. Syracuse	1/3/10	2-1 SOW			
@ Springfield	12/27/09	4-3 W	Corey Locke	1:09	J.P. Levasseur
@ Bridgeport	12/26/09	2-3 SOL			
vs. Albany	12/13/09	1-2 SOL			
vs. Bridgeport	12/12/09	2-1 W	Dale Weise	1:15	Scott Munroe
@ Bridgeport	11/29/09	2-3 SOL			
vs. Providence	11/28/09	2-3 L	Mikko Lehtonen	4:19	Chad Johnson
vs. Portland	11/27/09	4-3 W	Dane Byers	1:22	J.P. Lamoureux
vs. Binghamton	11/18/09	1-2 SOL			
vs. Manchester	11/1/09	3-2 W	Corey Locke	4:59	Jonathan Bernier

2008-09 (6-3-8, SO: 4-4)	Date	Score	Goal Scorer	Time	Losing Goaltender
@ Lowell	4/10/09	2-3 SOL			
vs. Providence	3/28/09	3-2 SOW			
@ Manchester	3/6/09	0-1 L	Vyatcheslav Voynov	0:38	Matt Zaba
@ Portland	2/28/09	4-3 SOW			
vs. Manchester	2/27/09	2-1 SOW			
vs. Portland	2/21/09	2-1 W	Michael Sauer	2:20	Jhonas Enroth
@ Springfield	1/9/09	1-0 W	Artem Anisimov	3:05	Jeff Deslauriers
@ Manitoba	1/7/09	2-3 L	Nolan Baumgartner	4:58	Miika Wiikman
@ Springfield	12/27/08	4-3 W	Artem Anisimov	1:37	Devan Dubnyk
vs. Springfield	12/13/08	3-4 SOL			
@ Bridgeport	12/3/08	4-3 W	Patrick Rissmiller	2:06	Peter Mannino
@ Providence	11/30/08	3-4 L	Brad Marchand	3:33	Miika Wiikman
vs. Lowell	11/21/08	3-4 SOL			
vs. Springfield	11/8/08	4-3 W	Lauri Korpikoski	4:55	Devan Dubnyk
vs. Portland	10/29/08	3-2 W	Dane Byers	3:16	Adam Dennis
@ Worcester	10/22/08	4-5 SOL			
vs. Bridgeport	10/12/08	2-1 SOW			
2007-08 (3-2-11, SO: 3-8)	Date	Score	Goal Scorer	Time	Losing Goaltender
@ Providence	4/4/08	3-4 SOL			
@ Bridgeport	3/30/08	4-3 SOW			
@ Philadelphia	3/21/08	4-5 SOL			
vs. Philadelphia	3/19/08	5-4 W	P.A. Parenteau	0:37	Martin Houle
@ Lowell	2/24/08	2-3 SOL			
vs. Bridgeport	2/2/08	1-2 SOL			
@ Providence	1/20/08	3-4 L	Jeff Hoggan	3:49	Miika Wiikman
vs. Portland	1/19/08	4-5 L	Andrew Ebbett	0:33	Al Montoya
vs. Portland	1/2/08	2-3 SOL			
vs. Bridgeport	12/21/07	1-2 SOL			
vs. Manchester	12/15/07	2-1 W	Ivan Baranka	3:11	Dan Taylor
@ Providence	12/5/07	3-4 SOL			
vs. Lowell	11/24/07	3-2 W	P.A. Parenteau	3:52	Frank Doyle
vs. Springfield	10/26/07	2-1 SOW			
@ Toronto	10/21/07	4-3 SOW			
@ Manchester	10/12/07	4-5 SOL			
2006-07 (4-3-7, SO: 6-1)	Date	Score	Goal Scorer	Time	Losing Goaltender
vs. Springfield	4/7/07	3-4 SOL			
vs. Lowell	3/10/07	3-2 SOW			
@ Hershey	3/4/07	3-2 W	Martin Richter	2:50	Maxime Daigneault
@ Philadelphia	3/3/07	3-2 SOW			
vs. Houston	1/27/07	4-3 W	Ryan Callahan	1:50	Miroslav Kopriwa
@ Portland	1/13/07	2-1 SOW			
@ Albany	1/10/07	4-3 SOW			
vs. Manchester	1/5/07	2-3 L	Lauri Tukonen	1:55	Al Montoya
vs. Portland	12/16/06	1-0 SOW			
vs. Worcester	12/15/06	4-5 L	Garrett Stafford	3:15	Al Montoya
@ Worcester	11/26/06	6-5 W	Jarkko Immonen	1:43	Dimitri Patzold
vs. Bridgeport	11/25/06	3-2 W	Craig Weller	3:11	Wade Dubielewicz
vs. Norfolk	11/4/06	3-4 L	Brandon Bochenski	1:14	Steve Valiquette
@ Bridgeport	10/20/06	2-1 SOW			
2005-06 (4-2-10, SO: 4-6)	Date	Score	Goal Scorer	Time	Losing Goaltender
vs. Lowell	4/9/06	3-2 W	Marvin Degon	2:32	Tyler Weiman
@ Providence	3/26/06	3-2 SOW			
vs. Norfolk	3/1/06	7-6 W	Chad Wiseman	3:09	Corey Crawford
@ Lowell	2/26/06	6-5 W	Thomas Pöck	4:46	Vitaly Kolesnik
vs. San Antonio	2/10/06	1-2 SOL			
@ Bridgeport	1/11/06	4-3 SOW			
@ Bridgeport	12/23/05	3-2 SOW			
@ Providence	12/16/05	2-3 SOL			
vs. Philadelphia	12/10/05	2-3 SOL			
@ Springfield	12/9/05	4-3 SOW			
@ Portland	12/3/05	5-4 W	Thomas Pöck	0:37	Gregg Naumenko
@ Manchester	12/2/05	1-2 L	Richard Petiot	2:45	Robert Gherson
@ Manchester	11/25/05	1-2 SOL			
@ Lowell	11/12/05	4-5 SOL			
@ Manchester	10/30/05	3-4 SOL			
@ Springfield	10/21/05	3-4 L	Jim Campbell	0:40	Al Montoya

2004-05 (5-3-10, SO: 7-3)					
	Date	Score	Goal Scorer	Time	Losing Goaltender
vs. Portland	4/2/05	3-2 W	Craig Weller	3:16	Kirk Daubenspeck
@ Springfield	4/1/05	1-0 W	Alexandre Giroux	1:14	Jean-Marc Pelletier
@ Bridgeport	3/26/05	2-3 L	Bruno Gervais	4:40	Steve Valiquette
@ Manchester	3/18/05	1-2 SOL			
@ Utah	3/7/05	3-2 W	Jeff Hamilton	4:15	Jeff Hamilton
vs. Bridgeport	2/25/05	1-2 L	Chris Campoli	0:38	Jason LaBarbera
@ Norfolk	1/26/05	1-0 SOW			
vs. Bridgeport	1/12/05	3-2 SOW			
@ Manchester	1/9/05	3-2 W	Alexandre Giroux	1:09	Mathieu Garon
@ Providence	12/27/04	3-2 SOW			
@ Portland	12/19/04	3-2 SOW			
vs. Providence	12/18/04	3-2 SOW			
vs. Worcester	12/12/04	2-1 SOW			
@ Manchester	12/5/04	4-3 W	Jeff Hamilton	1:01	Mathieu Garon
vs. Lowell	12/3/04	0-1 SOL			
@ Springfield	11/20/04	2-3 SOL			
@ Portland	11/19/04	2-3 L	Jakub Klepis	1:11	Jason LaBarbera
vs. Houston	11/1/04	1-0 SOW			
2003-04 (7-2-12)					
	Date	Score	Goal Scorer	Time	Losing Goaltender
vs. Wilkes-Barre/Scranton	4/10/04	3-2 W	Jozef Balej	4:35	Andy Chiodo
@ Worcester	3/26/04	2-2 T			
vs. Worcester	3/10/04	2-1 W	Chad Wiseman	2:43	Curtis Sanford
@ Bridgeport	3/6/04	0-0 T			
vs. Utah	3/3/04	2-1 W	Chad Wiseman	3:32	Jason Bacashihua
vs. Lowell	2/28/04	3-3 T			
@ Springfield	2/27/04	3-4 L	Frantisek Lukes	1:30	David St. Germain
@ Springfield	2/18/04	3-3 T			
@ Providence	2/6/04	2-1 W	Layne Ulmer	1:25	Tim Thomas
@ Philadelphia	1/30/04	3-3 T			
@ Portland	1/23/04	2-2 T			
vs. Portland	1/14/04	1-1 T			
@ San Antonio	1/9/04	2-2 T			
@ Houston	1/8/04	1-0 W	Ken Gernander	4:48	Johan Holmqvist
vs. Portland	12/14/03	3-2 W	Dominic Moore	1:22	Rastislav Stana
vs. Providence	11/22/03	3-3 T			
vs. Springfield	11/1/03	3-3 T			
vs. Lowell	10/26/03	2-2 T			
@ Bridgeport	10/24/03	3-2 W	Dominic Moore	1:03	Dieter Kochan
@ Lowell	10/18/03	1-2 L	Tomas Malec	2:51	Jason LaBarbera
vs. Bridgeport	10/10/03	3-3 T			
2003-03 (0-8-12)					
	Date	Score	Goal Scorer	Time	Losing Goaltender
@ Bridgeport	4/6/03	1-2 L	Sven Butenschon	0:51	Jason LaBarbera
@ Springfield	3/28/03	3-4 L	Jeff Taffe	2:24	Jason LaBarbera
@ Philadelphia	3/23/03	4-5 L	Dennis Seidenberg	3:11	Scott Meyer
vs. Bridgeport	3/21/03	2-2 T			
@ Albany	3/19/03	1-1 T			
vs. Providence	3/15/03	4-4 T			
@ Albany	3/14/03	2-3 L	Steve Guolla	3:45	Scott Meyer
@ Worcester	3/2/03	3-3 T			
vs. Manchester	2/23/03	2-2 T			
@ Portland	2/8/03	2-2 T			
@ Bridgeport	2/7/03	2-3 L	Jeff Hamilton	1:24	Jason LaBarbera
vs. Providence	1/19/03	2-3 L	Andy Hilbert	4:28	Johan Holmqvist
@ Providence	12/27/02	4-4 T			
vs. Utah	12/21/02	2-2 T			
vs. Worcester	12/6/02	3-3 T			
@ Houston	11/21/02	3-4 L	Erik Reitz	3:06	Johan Holmqvist
@ San Antonio	11/19/02	1-1 T			
@ Milwaukee	11/1/02	4-4 T			
vs. Manitoba	10/30/02	3-4 L	Fedor Fedorov	1:45	Jason LaBarbera
vs. Philadelphia	10/26/02	5-5 T			

2001-02 (7-3-10)	Date	Score	Goal Scorer	Time	Losing Goaltender
vs. Manitoba	3/30/02	4-3 W	Dave MacIsaac	3:07	Alfie Michaud
@ Providence	3/17/02	2-3 W	Jason Dawe	:10	Andrew Raycroft
vs. Rochester	3/9/02	2-3 L	Henrik Tallinder	1:40	Johan Holmqvist
vs. Portland	3/2/02	2-2 T			
vs. Lowell	3/1/02	1-1 T			
@ Lowell	2/24/02	2-3 L	Ryan Bast	2:40	Scott Meyer
@ Albany	2/18/02	4-3 W	Michal Grosek	4:59	Scott Clemmensen
vs. Providence	2/16/02	2-2 T			
vs. Worcester	2/15/02	2-2 T			
@ St. John's	2/06/02	4-4 T			
@ Springfield	1/27/02	2-1 W	Rico Fata	:14	Dieter Kochan
vs. Lowell	1/9/02	4-5 L	Reggie Berg	1:53	Jason LaBarbera
@ Philadelphia	1/4/02	4-3 W	Jason Dawe	3:46	Maxime Ouellet
@ Manchester	12/31/01	4-3 W	Ken Gernander	1:49	Marcel Cousineau
@ Norfolk	12/28/01	4-4 T			
vs. St. John's	12/16/01	4-4 T			
@ Lowell	11/23/01	3-3 T			
@ Wilkes Barre	11/16/01	3-3 T			
vs. Manchester	10/27/01	2-2 T			
@ Albany	10/6/01	3-2 W	Jeff Toms	2:53	J. F. Dampousse
2000-01 (7-6-8)	Date	Score	Goal Scorer	Time	Losing Goaltender
vs. Springfield	4/7/01	3-4 L	Juraj Kolnik	:54	Vitali Yermeyev
@ Philadelphia	4/1/01	5-4 W	Burke Henry	4:49	Neil Little
@ Syracuse	3/30/01	4-4 T			
@ Springfield	3/18/01	4-5 L	Jean-Guy Trudel	3:43	Johan Holmqvist
vs. Providence	3/17/01	4-3 W	Derek Armstrong	2:18	John Grahame
vs. Saint John	3/14/01	5-4 W	Brad Smyth	:19	Martin Brochu
vs. Lowell	3/10/01	2-2 T			
@ Lowell	2/23/01	2-3 L	Chris Schmidt	4:20	Johan Holmqvist
@ Kentucky	2/9/01	3-4 L	Dave MacIsaac	4:59	Vitali Yermeyev
@ Norfolk	2/2/01	3-3 T			
@ Portland	1/21/01	5-4 W	Mike Mottau	1:29	Curtis Cruickshank
@ Providence	1/19/01	4-4 T			
vs. Syracuse	1/12/01	5-4 W	Burke Henry	:18	J-F. Labbe
vs. Lowell	12/31/00	5-4 W	Mike Mottau	1:07	Travis Scott
@ Springfield	12/9/00	3-2 W	Burke Henry	4:43	Patrick DesRochers
vs. Norfolk	12/2/00	1-1 T			
@ Quebec	12/1/00	3-3 T			
vs. Providence	11/25/00	2-3 L	Brandon Smith	4:18	Vitali Yermeyev
vs. St. John's	11/18/00	4-4 T			
vs. Kentucky	11/8/00	2-2 T			
@ Portland	11/3/00	2-3 L	Glen Metropolit	3:09	Johan Holmqvist
1999-2000 (3-2-7)	Date	Score	Goal Scorer	Time	Losing Goaltender
@ Providence	4/9/00	1-2 L	Mark DeSantis	:59	J-F. Labbe
@ Albany	3/15/00	2-1 W	Brad Smyth	4:35	Frederic Henry
@ Worcester	3/5/00	2-2 T			
@ Springfield	1/27/00	2-2 T			
@ Hamilton	1/21/00	3-2 W	Ken Gernander	1:00	Eric Heffler
vs. Springfield	12/11/99	5-4 W	Mike Harder	1:22	Sylvain Daigle
@ Springfield	11/19/99	2-2 T			
@ Portland	11/12/99	2-2 T			
vs. Rochester	10/16/99	5-6 L	Jason Cipolla	3:53	J-F. Labbe
@ Portland	10/10/99	4-4 T			
@ Lowell	10/9/99	3-3 T			
@ Providence	10/8/99	1-1 T			
1998-99 (3-6-5)	Date	Score	Goal Scorer	Time	Losing Goaltender
*vs. Providence	4/18/99	4-3 W	Derek Armstrong	4:27	John Grahame
*vs. New Haven	3/20/99	3-4 L	Byron Ritchie	4:18	J-F. Labbe
*@ New Haven	3/12/99	2-1 W	Chris Winnes	3:00	Mike Fountain
*@ Providence	2/28/99	3-4 L	Randy Robitaille	:34	J-F. Labbe
@ Springfield	2/12/99	3-4 L	Sean Gagnon	2:23	J-F. Labbe
@ Lowell	2/7/99	4-4 T			
@ Worcester	1/22/99	3-3 T			
vs. Hershey	12/31/98	1-1 T			
@ Springfield	12/27/98	3-4 L	Greg Phillips	2:26	J-F. Labbe
vs. St. John's	12/18/98	3-2 W	Alexei Vasiliev	3:53	Marc Robitaille
@ Springfield	12/12/98	1-1 T			
@ Hamilton	12/11/98	3-4 L	Jeff Daw	2:50	Kay Whitmore
vs. Fredericton	12/8/98	3-3 T			
@ Providence	12/4/98	2-3 L	Cameron Mann	2:01	J-F. Labbe

*The AHL implemented a 4-on-4 overtime format beginning on February 19, 1999.

1997-98 (5-1-12)	Date	Score	Goal Scorer	Time	Losing Goaltender
vs. Cincinnati	4/ 5/98	1-1 T			
@ Albany	4/ 4/98	3-3 T			
vs. Philadelphia	3/ 7/98	1-1 T			
vs. Syracuse	2/28/98	3-3 T			
@ Worcester	1/19/98	2-2 T			
@ Providence	1/18/98	3-2 W	Brad Smyth	:18	John Grahame
@ Fredericton	1/ 8/98	4-3 W	Brad Smyth	:48	Tomas Vokoun
vs. Providence	1/ 2/98	2-2 T			
vs. Albany	12/31/97	1-1 T			
vs. Hershey	12/26/97	3-3 T			
vs. Providence	12/13/97	2-2 T			
vs. Philadelphia	12/ 6/97	2-3 L	Peter White	:53	Dan Cloutier
@ New Haven	11/26/97	5-5 T			
@ Springfield	11/14/97	3-3 T			
vs. Portland	11/10/97	2-1 W	Pierre Sevigny	1:28	Mike O'Neill
vs. Hershey	11/ 5/97	2-1 W	Marc Savard	3:54	Petr Franek
vs. Fredericton	10/25/97	3-2 W	Ken Gernander	3:23	Tomas Vokoun
vs. Portland	10/ 4/97	2-2 T			

Shootout History

2016-17 (3-2)	Date	Game Score	Shootout Score	Rounds	Winning Goal	Winning Goaltender	Losing Goaltender
@ Bridgeport	1/27/17	2-3 L	1-2	4	Michael Dal Colle	Jaroslav Halak	Magnus Hellberg
vs. Syracuse	12/16/16	2-1 W	2-0	2	Adam Tambellini	Brandon Halverson	Adam Wilcox
@ Providence	12/11/16	1-2 L	0-1	3	Colton Hargrove	Zane McIntyre	Magnus Hellberg
vs. Providence	11/20/16	4-3 W	2-1	3	Steven Fogarty	Magnus Hellberg	Anton Khudobin
vs. Springfield	11/16/16	3-2 W	1-0	3	Steven Fogarty	Brandon Halverson	Reto Berra
2015-16 (7-0)	Date	Game Score	Shootout Score	Rounds	Winning Goal	Winning Goaltender	Losing Goaltender
vs. Springfield	3/19/16	4-3 W	2-1	3	Luke Adam	Magnus Hellberg	Marek Langhamer
@ Providence	3/11/16	3-2 W	2-1	5	Luke Adam	Magnus Hellberg	Jeremy Smith
@ Bridgeport	3/2/16	4-3 W	2-0	3	Nicklas Jensen	Magnus Hellberg	Christopher Gibson
@ Lehigh Valley	2/26/16	3-2 W	2-0	2	Nicklas Jensen	Magnus Hellberg	Anthony Stolarz
@ Utica	12/19/15	2-1 W	2-1	4	Marek Hrivik	Jeff Malcolm	Richard Bachman
vs. Hershey	12/4/15	4-3 W	2-1	3	Adam Tambellini	Mackenzie Skapski	Justin Peters
@ Hershey	10/25/15	3-2 W	2-1	3	Marek Hrivik	Jeff Malcolm	Justin Peters
2014-15 (2-4)	Date	Game Score	Shootout Score	Rounds	Winning Goal	Winning Goaltender	Losing Goaltender
vs. Manchester	4/4/15	3-2 W	1-0	3	Danny Kristo	Yann Danis	Patrik Bartosak
@ Springfield	3/21/15	1-2 L	0-1	4	Michael Chaput	Scott Munroe	Yann Danis
@ St. John's	2/11/15	4-5 L	1-2	3	J.C. Lipon	Connor Hellebuyck	Yann Danis
vs. Springfield	12/26/14	1-2 L	0-1	3	T.J. Tynan	Anton Forsberg	Mackenzie Skapski
vs. Springfield	12/6/14	0-1 L	0-1	3	Sean Collins	Anton Forsberg	Cedrick Desjardins
@ Albany	11/26/14	4-3 W	1-0	3	Danny Kristo	Mackenzie Skapski	Keith Kinkaid
2013-14 (6-6)	Date	Game Score	Shootout Score	Rounds	Winning Goal	Winning Goaltender	Losing Goaltender
vs. Providence	4/5/14	2-1 W	2-1	6	Ryan Bourque	David LeNeveu	Malcolm Subban
vs. Adirondack	3/14/14	2-1 W	1-0	5	Danny Kristo	Dov Grumet-Morris	Yann Danis
vs. Hershey	2/28/14	2-1 W	2-1	5	T.J. Hensick	Dov Grumet-Morris	David Leggio
@ Providence	2/16/14	2-3 L	0-2	4	Anthony Camara	Malcolm Subban	Dov Grumet-Morris
vs. Albany	2/1/14	4-3 W	3-1	4	J.T. Miller	David LeNeveu	Keith Kinkaid
vs. Wilkes-Barre/Scranton	1/3/14	1-2 L	1-2	6	Paul Thompson	Jeff Deslauriers	Dov Grumet-Morris
vs. Springfield	12/21/13	1-2 L	0-2	4	Andrew Joudrey	Jeremy Smith	Dov Grumet-Morris
vs. Adirondack	12/13/13	2-3 L	1-2	6	Petr Straka	Cal Heeter	Dov Grumet-Morris
@ Springfield	11/1/13	2-3 L	1-2	5	Jon Marchessault	Mike McKenna	Jason Missiaen
vs. Manchester	10/18/13	4-3 W	2-1	5	Brandon Mashinter	Cam Talbot	Martin Jones
vs. Adirondack	10/11/13	5-4 W	2-1	5	J.T. Miller	Cam Talbot	Yann Danis
vs. Norfolk	10/5/13	2-3 L	1-2	5	Devante Smith-Pelly	Frederik Andersen	Cam Talbot
2012-13 (2-3)	Date	Game Score	Shootout Score	Rounds	Winning Goal	Winning Goaltender	Losing Goaltender
vs. Hershey	3/22/13	3-2 W	1-0	5	Kris Newbury	Jason Missiaen	Philipp Grubauer
vs. Portland	3/5/13	3-4 L	2-3	6	Andy Miele	Chad Johnson	Jason Missiaen
vs. Albany	2/5/13	3-4 L	0-2	4	Chad Wiseman	Keith Kinkaid	Cam Talbot
@ Hershey	1/12/13	3-4 L	1-2	5	Stanislav Galiev	Philipp Grubauer	Jason Missiaen
@ Albany	11/2/12	2-1 W	1-0	5	Matt Gilroy	Cam Talbot	Jeff Frazee

2011-12 (7-7)		Game	Shootout	Rounds	Winning Goal	Winning Goaltender	Losing Goaltender
	Date	Score	Score				
@ Syracuse	4/14/12	1-2 L	0-2	4	Patrick Maroon	Iiro Tarkki	Cam Talbot
vs. Manchester	4/13/12	4-5 L	1-2	5	Patrick Mullen	Martin Jones	Chad Johnson
vs. Portland	3/18/12	5-4 W	2-0	4	Kris Newbury	Cam Talbot	Peter Mannino
vs. Bridgeport	3/9/12	4-3 W	3-0	3	Mats Zuccarello	Chad Johnson	Kevin Poulin
vs. Worcester	2/28/12	2-1 W	2-1	5	Kris Newbury	Chad Johnson	Tyson Sexsmith
vs. Norfolk	1/21/12	4-5 L	1-2	10	Richard Panik	Jaroslav Janus	Chad Johnson
vs. Springfield	1/7/12	4-5 L	1-2	5	Matt Calvert	Mark Dekanich	Chad Johnson
vs. Providence	12/17/11	1-2 L	2-0	4	Jamie Arniel	Michael Hutchinson	Chad Johnson
@ Providence	11/20/11	3-2 W	2-1	6	Carl Hagelin	Cam Talbot	Anton Khudobin
@ Albany	11/5/11	3-2 W	2-1	5	Brendan Bell	Cam Talbot	Jeff Frazee
@ Worcester	10/29/11	3-2 W	3-2	6	Sean Avery	Chad Johnson	Tyson Sexsmith
vs. Bridgeport	10/15/11	4-5 L	2-3	5	Tomas Marcinko	Kevin Poulin	Chad Johnson
@ Albany	10/14/11	2-3 L	0-1	5	Matt Taormina	Keith Kinkaid	Chad Johnson
@ Wilkes-Barre/Scranton	10/9/11	1-0 W	3-2	5	J. Audy-Marchessault	Chad Johnson	Scott Munroe
2010-11 (5-6)		Game	Shootout	Rounds	Winning Goal	Winning Goaltender	Losing Goaltender
	Date	Score	Score				
vs. Charlotte	3/25/11	3-2 W	2-1	5	Evgeny Grachev	Dov Grumet-Morris	Justin Pogge
vs. Providence	3/19/11	4-3 W	2-1	8	Francis Lemieux	Dov Grumet-Morris	Anton Khudobin
vs. Providence (Rentschler)	2/19/11	4-5 L	0-1	5	Maxime Sauve	Michael Hutchinson	Dov Grumet-Morris
@ Adirondack	2/18/11	2-1 W	2-0	4	Tim Kennedy	Dov Grumet-Morris	Johan Backlund
@ Manchester	12/21/10	4-5 L	1-3	4	Justin Azevedo	Martin Jones	Cameron Talbot
vs. Worcester	12/4/10	4-3 W	2-1	5	Jeremy Williams	Chad Johnson	Alex Stalock
@ Worcester	12/1/10	1-2 L	1-2	6	Dan DaSilva	Alex Stalock	Chad Johnson
vs. Bridgeport	11/27/10	3-2 W	2-0	4	Chad Kolarik	Chad Johnson	Nathan Lawson
@ Bridgeport	11/26/10	3-4 L	0-1	7	Jeremy Colliton	Mikko Koskinen	Chad Johnson
vs. Springfield	11/13/10	3-4 L	0-2	4	Tomas Kubalik	David LeNeveu	Cameron Talbot
@ Albany	10/15/10	2-3 L	1-2	6	Stephen Gionta	Mike McKenna	Chad Johnson
2009-10 (2-5)		Game	Shootout	Rounds	Winning Goal	Winning Goaltender	Losing Goaltender
	Date	Score	Score				
vs. Adirondack	3/26/10	3-2 W	2-0	5	Kris Newbury	Chad Johnson	Carter Hutton
@ Hamilton	3/6/10	2-3 L	0-2	4	Ryan Russell	Cedrick Desjardins	Matt Zaba
vs. Syracuse	1/3/10	2-1 W	3-0	3	Corey Locke	Chad Johnson	Kevin Lalonde
@ Bridgeport	12/26/09	2-3 L	1-2	6	Justin DiBenedetto	Nathan Lawson	Steve Valiquette
vs. Albany	12/13/09	1-2 L	1-2	5	Jamie McBain	Justin Peters	Chad Johnson
@ Bridgeport	11/29/09	2-3 L	1-2	6	Matt Martin	Scott Munroe	Matt Zaba
vs. Binghamton	11/18/09	1-2 L	0-2	4	Ryan Keller	Andy Chiodo	Chad Johnson
2008-09 (4-4)		Game	Shootout	Rounds	Winning Goal	Winning Goaltender	Losing Goaltender
	Date	Score	Score				
@ Lowell	4/10/09	2-3 L	2-3	7	Tyler Eckford	Jeff Frazee	Miika Wiikman
vs. Providence	3/28/09	3-2 W	2-0	4	Artem Anisimov	Matt Zaba	Tuukka Rask
@ Portland	2/28/09	4-3 W	2-1	5	Patrick Rissmiller	Matt Zaba	Jeff Jakaitis
vs. Manchester	2/27/09	2-1 W	1-0	5	P.A. Parenteau	Matt Zaba	Daniel Taylor
vs. Springfield	12/13/08	3-4 L	0-1	5	Carl Corazzini	Devan Dubnyk	Miika Wiikman
vs. Lowell	11/21/08	3-4 L	4-5	6	Tyler Eckford	Jeff Frazee	Miika Wiikman
@ Worcester	10/22/08	4-5 L	0-2	4	Steven Zalewski	Thomas Greiss	Miika Wiikman
vs. Bridgeport	10/12/08	2-1 W	2-1	5	Artem Anisimov	Miika Wiikman	Peter Mannino
2007-08 (3-8)		Game	Shootout	Rounds	Winning Goal	Winning Goaltender	Losing Goaltender
	Date	Score	Score				
@ Providence	4/4/08	3-4 L	1-2	5	Zach Hamill	Jordan Sigalet	David LeNeveu
@ Bridgeport	3/30/08	4-3 W	2-1	6	Lauri Korpikoski	Miika Wiikman	Joey MacDonald
@ Philadelphia	3/21/08	4-5 L	1-2	5	Ryan Potulny	Scott Munroe	David LeNeveu
@ Lowell	2/24/08	2-3 L	1-2	11	Mike Pandolfo	Frank Doyle	Miika Wiikman
vs. Bridgeport	2/2/08	1-2 L	1-2	5	Kyle Okposo	Joey MacDonald	Miika Wiikman
vs. Portland	1/2/08	2-3 L	1-2	6	Andrew Ebbett	Mike McKenna	Miika Wiikman
vs. Bridgeport	12/21/07	1-2 L	1-3	4	Steve Regier	Joey MacDonald	Al Montoya
@ Providence	12/5/07	3-4 L	0-2	4	David Krejci	Andy Franck	Al Montoya
vs. Springfield	10/26/07	2-1 W	3-0	4	P.A. Parenteau	Chris Holt	Jeff Deslauriers
@ Toronto	10/21/07	4-3 W	2-1	5	Dane Byers	Miika Wiikman	Justin Pogge
@ Manchester	10/12/07	4-5 L	1-3	4	Teddy Purcell	Dan Cloutier	Al Montoya
2006-07 (6-1)		Game	Shootout	Rounds	Winning Goal	Winning Goaltender	Losing Goaltender
	Date	Score	Score				
vs. Springfield	4/7/07	3-4 L	3-4	6	Kyle Wanvig	Jonathan Boutin	Alex Westlund
vs. Lowell	3/10/07	3-2 W	2-1	5	Dwight Helminen	Al Montoya	Jordan Parise
@ Philadelphia	3/3/07	3-2 W	3-1	4	Brandon Dubinsky	Al Montoya	Scott Munroe
@ Portland	1/13/07	2-1 W	2-1	5	Jarkko Immonen	Al Montoya	Dov Grumet-Morris
@ Albany	1/10/07	4-3 W	1-0	5	Nigel Dawes	Al Montoya	Tyler Weiman
vs. Portland	12/16/06	1-0 W	2-1	5	Brad Isbister	Steve Valiquette	Dov Grumet-Morris
@ Bridgeport	10/20/06	2-1 W	3-1	5	Dwight Helminen	Steve Valiquette	Wade Dubielewicz

2005-06 (4-6)		Game Score	Shootout Score	Rounds	Winning Goal	Winning Goaltender	Losing Goaltender
@ Providence	3/26/06	3-2 W	3-2	6	Jarkko Immonen	Robert Gherson	Derek Gustafson
vs. San Antonio	2/10/06	1-2 L	1-3	5	Layne Ulmer	Karl Goehring	Al Montoya
@ Bridgeport	1/11/06	4-3 W	2-1	9	Jarkko Immonen	Al Montoya	Cody Rudkowsky
@ Bridgeport	12/23/05	3-2 W	4-3	7	Jarkko Immonen	Al Montoya	Wade Dubielewicz
@ Providence	12/16/05	2-3 L	1-2	6	Eric Healey	Tim Thomas	Robert Gherson
vs. Philadelphia	12/10/05	2-3 L	2-3	5	John Slaney	Jamie Storr	Ty Conklin
@ Springfield	12/9/05	4-3 W	3-2	6	Nigel Dawes	Ty Conklin	Gerald Coleman
@ Manchester	11/25/05	1-2 L	0-1	5	Lauri Tukonen	Adam Hauser	Robert Gherson
@ Lowell	11/12/05	4-5 L	1-2	6	Chad LaRose	Vitaly Kolesnik	Bernd Bruckler
@ Manchester	10/30/05	3-4 L	0-1	5	Jeff Tambellini	Barry Brust	Chris Holt

2004-05 (7-3)		Game Score	Shootout Score	Rounds	Winning Goal	Winning Goaltender	Losing Goaltender
@ Manchester	3/18/05	1-2 L	1-2	5	Dustin Brown	Mathieu Garon	Jason LaBarbera
@ Norfolk	1/26/05	1-0 W	3-2	6	Jeff Hamilton	Steve Valiquette	Michael Leighton
vs. Bridgeport	1/12/05	3-2 W	3-2	5	Chad Wiseman	Jason LaBarbera	Wade Dubielewicz
@ Providence	12/27/04	3-2 W	3-2	6	Lawrence Nycholat	Jason LaBarbera	Hannu Toivonen
@ Portland	12/19/04	3-2 W	3-0	4	Lawrence Nycholat	Jason LaBarbera	Maxime Ouellet
vs. Providence	12/18/04	3-2 W	2-0	4	Lawrence Nycholat	Steve Valiquette	Hannu Toivonen
vs. Worcester	12/12/04	2-1 W	3-1	4	Jamie Lundmark	Jason LaBarbera	Curtis Sanford
vs. Lowell	12/3/04	0-1 L	0-1	13	Mike Zigomanis	Brent Krahn	Steve Valiquette
@ Springfield	11/20/04	2-3 L	0-2	4	Shane Willis	Jamie Storr	Jason LaBarbera
vs. Houston	11/1/04	1-0 W	2-1	5	Chad Wiseman	Jason LaBarbera	Josh Harding



Lawrence Nycholat



Chad Wiseman

Hat Tricks

For:	Date	Opponent	Goaltender(s)	Score
2017-18 (0)				
2016-17 (2)				
Adam Tambellini	2/10/17	@ Springfield	Reto Berra	3-2
Nicklas Jensen	12/26/16	@ Bridgeport	Eamon McAdam	5-2
2015-16 (1)				
Nicklas Jensen	3/18/16	vs. Portland	Mike McKenna	(OT) 4-3
2014-15 (0)				
2013-14 (0)				
2012-13 (1)				
Chad Kolarik	11/24/12	vs. Norfolk	Frederik Andersen	5-2
2011-12 (1)				
Kris Newbury	10/8/11	@ Adirondack	Michael Leighton	3-6
2010-11 (2)				
Evgeny Grachev	1/22/11	@ Springfield	Gustaf Wesslau	5-1
Mats Zuccarello	11/7/10	vs. Bridgeport	Nathan Lawson	7-1
2009-10 (2)				
P.A. Parenteau	2/28/10	@ Lowell	Jeff Frazee	3-4
P.A. Parenteau	10/10/09	vs. Springfield	Devan Dubnyk	7-3
2008-09 (1)				
Lauri Korpikoski	11/8/08	vs. Springfield	Devan Dubnyk	(OT) 4-3
2007-08 (4)				
Mike Ouellette	3/26/08	@ Lowell	Frank Doyle	8-2
Andrew Hutchinson	2/8/08	@ Providence	Tuukka Rask (2)/Jordan Sigalet (1)	7-5
Greg Moore	12/8/07	@ Worcester	Taylor Dakers	7-1
Nigel Dawes	12/1/07	vs. Springfield	Jeff Deslauriers	6-2
2006-07 (6)				
Jarkko Immonen	4/8/07	vs. Albany	Tyler Weiman	5-1
Dane Byers	3/31/07	vs. Manchester	Barry Brust	5-4
Nigel Dawes	3/30/07	@ Bridgeport	Billy Thompson	5-2
Ryan Callahan	1/27/07	vs. Houston	Miroslav Kopriwa	(OT) 4-3
Ryan Callahan	11/22/06	vs. Worcester	Dimitri Patzold	4-5
Ryan Callahan	11/11/06	vs. San Antonio	Mike Morrison	9-3
2005-06 (6)				
Dwight Helminen	3/31/06	@ Springfield	Jonathan Boutin (2)/Gerald Coleman (1)	9-3
Alexandre Giroux	3/18/06	@ Norfolk	Corey Crawford	5-4
Nigel Dawes	3/3/06	@ San Antonio	Karl Goehring	4-2
Jarkko Immonen (5)	2/4/06	@ Portland	Dieter Kochan	6-0
Chad Wiseman	1/4/06	vs. Syracuse	Andrew Penner (2)/Martin Prusek (1)	6-4
Alexandre Giroux	11/18/05	vs. Bridgeport	Chris Madden	6-4
2004-05 (3)				
Jamie Lundmark	3/2/05	vs. Manchester	Mathieu Garon	4-2
Jed Ortmeyer	1/22/05	vs. Lowell	Brent Krahn	6-4
Alexandre Giroux	12/4/04	@ Worcester	Curtis Sanford (2)/Jason Bacashihua (1)	6-0
2003-04 (0)				
2002-03 (9)				
Nils Ekman	3/30/03	vs. Bridgeport	Scott Stirling (1)/Steve Valiquette (2)	8-0
Dixon Ward	3/22/03	vs. Saint John	Dany Sabourin	4-2
John Tripp	2/12/03	@ Worcester	Curtis Sanford	4-3
Nils Ekman	1/31/03	@ Manchester	Travis Scott	4-2
John Tripp	12/26/02	vs. Albany	Scott Clemmensen	3-2
Rico Fata	11/9/02	vs. Bridgeport	Steve Valiquette	6-2
Jamie Lundmark	11/6/02	vs. St. John's	Mikael Tellqvist (2)/Sebastien Centomo (1)	8-2
John Tripp	11/2/02	@ Chicago	Norm Maracle	4-0
John Tripp	10/25/02	@ Manchester	Travis Scott (1)/Cristobal Huet (2)	7-8
2001-02 (3)				
Rico Fata	3/8/02	@ Springfield	Patrick DesRochers	
Brad Smyth	1/12/02	vs. Worcester	Reinhard Divis (1)/ Cody Rudkowsky (2)	
Michel Grosek	12/22/01	vs. Bridgeport	Rick DiPietro	
2000-01 (0)				
1999-2000 (1)				
Johan Wittehall	3/ 3/00	@ Springfield	Sylvain Daigle	5-2
1998-99 (1)				
Brad Smyth	2/ 7/99	@ Lowell	Wade Flaherty	(OT) 4-4
1997-98 (7)				
Christian Dube	3/27/98	@ Providence	John Grahame	6-2
Brad Smyth	3/13/98	@ Adirondack	Norm Maracle (2)/ENG (1)	5-2
Daniel Goneau	3/ 4/98	vs. Worcester	Brent Johnson	6-3
Brad Smyth	1/ 8/98	@ Fredericton	Tomas Vokoun	(OT) 4-3
Brad Smyth	12/ 3/97	vs. Springfield	Scott Langkow (1)/Sylvain Daigle (2)	5-3
Marc Savard	11/21/97	@ New Haven	Mike Fountain	5-2
Pierre Sevigny	10/10/97	@ Philadelphia	Neil Little (2)/Brian Boucher (1)	5-2

Against:	Date	Opponent	Goaltender(s)	Score
2017-18 (3)				
C.J. Smith	3/18/18	vs. Rochester	Marek Mazanec	6-4
Reid Boucher	1/7/18	vs. Utica	Alexandar Georgiev	1-5
Daniel Sprong	12/29/17	@ Wilkes-Barre/Scranton	Marek Mazanec (2)/ENG (1)	1-5
2016-17 (2)				
Paul Carey	3/18/17	@ Hershey	Mackenzie Skapski (2)/Jeff Malcolm (1)/ENG (1)	4-6
Brett Findlay	1/20/17	vs. Toronto	Mackenzie Skapski	4-7
2015-16 (3)				
Andrew Rowe	2/13/16	@ Bridgeport	Jeff Malcolm	3-7
Joe Whitney	12/6/15	@ Bridgeport	Magnus Hellberg	2-4
Joe Whitney	11/28/15	@ Bridgeport	Mackenzie Skapski	2-5
2014-15 (0)				
2013-14 (3)				
Matt Fraser (4)	11/8/13	Providence	Jason Missiaen (3)/ENG (1)	5-8
Craig Cunningham	11/8/13	Providence	Jason Missiaen (2)/Scott Stajcer (1)	5-8
Kael Mouillierat	1/25/14	St. John's	David LeNeveu	2-6
2012-13 (4)				
Phil Lane	4/20/13	@ Portland	Cam Talbot (2)/Jason Missiaen (1)	1-5
Jason Akeson	3/9/13	@ Adirondack	Cam Talbot	3-4
Eric O'Dell	2/20/13	vs. St. John's	Cam Talbot (2)/Jason Missiaen (1)	1-5
Corey Elkins	10/19/12	@ Norfolk	Jason Missiaen	(OT) 4-5
2011-12 (3)				
Carter Camper	2/19/12	@ Providence	Cam Talbot	3-4
Jason Jaffray	11/12/11	@ St. John's	Cam Talbot (1)/Chad Johnson (2)	4-8
Tim Wallace	11/2/11	@ Bridgeport	Cam Talbot	(OT) 3-4
2010-11 (0)				
2009-10 (2)				
Tyler Ennis	10/16/09	@ Portland	Chad Johnson	3-6
Martin St. Pierre	10/3/09	@ Binghamton	Matt Zaba	3-5
2008-09 (0)				
2007-08 (0)				
2006-07 (2)				
Kyle Wanvig	2/10/07	@ Springfield	Steve Valiquette	2-5
Rod Pelley	12/9/06	vs. Lowell	Al Montoya (2)/ENG (1)	4-6
2005-06 (3)				
Geoff Peters	3/8/06	vs. Portland	Robert Gherson	1-5
Sean Bergenheim (4)	2/22/06	@ Bridgeport	Robert Gherson (3)/Chris Holt (1)	1-5
Dustin Penner (4)	11/9/05	vs. Portland	Chris Holt (2)/Bernd Bruckler (2)	4-7
2004-05 (0)				
2003-04 (2)				
Jeff Hamilton	3/13/04	@ Bridgeport	Steve Valiquette	3-4
Krys Kolanos	12/31/03	vs. Springfield	Phil Osaer	1-4
2002-03 (5)				
Luca Cereda	3/26/03	vs. St. John's	Scott Meyer	4-7
Jeff Toms	2/15/03	vs. San Antonio	Johan Holmqvist (2)/ENG (1)	2-6
Joe Hulbig	1/29/03	@ Albany	Johan Holmqvist	5-3
Hnat Domenichelli	1/22/03	vs. Houston	Johan Holmqvist (2)/Jason LaBarbera (1)	0-6
Eric Chouinard	12/18/02	vs. Utah	Jason LaBarbera	10-6
2001-02 (3)				
Jame Pollock	4/3/02	@ Worcester	Johan Holmqvist	
John Slaney	1/18/02	vs. Philadelphia	Jason LaBarbera (2)/Johan Holmqvist (1)	
Justin Mapletoft	10/13/01	@ Bridgeport	Johan Holmqvist	
2000-01 (3)				
Jean-Guy Trudel	3/18/01	@ Springfield	Johan Holmqvist	(OT) 4-5
Rico Fata	3/2/01	@ Saint John	Johan Holmqvist (2)/Jason Labarbera (1)	1-8
Chris Murray	10/22/00	@ Worcester	J-F. Labbe	2-8
1999-2000 (1)				
Jean-Guy Trudel	1/1/00	@ Springfield	Milan Hnilicka	2-7
1998-99 (3)				
Domenic Pittis	3/31/99	@ Rochester	J-F. Labbe	2-5
Martin Gendron	1/5/99	@ Fredericton	J-F. Labbe	3-4
Matt Davidson	12/29/98	vs. Rochester	Kay Whitmore	4-5
1997-98 (3)				
Herbert Vasiljevs (4)	4/10/98	@ New Haven	Philippe DeRouville	2-6
Brendan Morrison (5)	4/1/98	vs. Albany	Robb Stauber (3)/ENG (2)	2-5
Rhett Gordon	3/20/98	@ Springfield	Robb Stauber (2)/ENG (1)	2-5

Shutouts

For:	Date	Opponent	Score	Saves
2017-18 (2)				
Alexandar Georgiev	1/21/18	vs. W-B/Scr.	1-0 (OT)	43
Alexandar Georgiev	1/27/18	vs. Charlotte	4-0	38
2016-17 (1)				
Magnus Hellberg	3/31/17	vs. Hershey	3-0	20
2015-16 (5)				
Jeff Malcolm	3/20/16	@ Springfield	3-0	25
Magnus Hellberg	2/5/16	@ Portland	5-0	35
Magnus Hellberg	1/15/16	@ Springfield	1-0	32
Jeff Malcolm	12/27/15	@ Rochester	1-0	24
Magnus Hellberg	10/17/15	vs. Utica	3-0	30
2014-15 (6)				
Yann Danis	4/10/15	vs. Springfield	5-0	31
Mackenzie Skapski	3/27/15	vs. Providence	5-0	27
Yann Danis	1/21/15	vs. Providence	1-0	27
Mackenzie Skapski	1/17/15	@ Norfolk	3-0	19
Cedrick Desjardins	12/6/14	vs. Springfield	0-1 (SO)	31
Mackenzie Skapski	10/26/14	vs. Norfolk	3-0	16
2013-14 (4)				
Dov Grumet-Morris	4/19/14	vs. Bridgeport	2-0	23
David LeNeveu	4/4/14	@ Manchester	2-0	37
David LeNeveu	3/30/14	@ Bridgeport	3-0	31
David LeNeveu	3/29/14	vs. Bridgeport	4-0	22
2012-13 (4)				
Cam Talbot	3/28/13	vs. Worcester	3-0	29
Jason Missiaen	3/16/13	vs. Manchester	3-0	27
Jason Missiaen	1/6/13	vs. W-B/Scr.	2-0	35
Cam Talbot	1/4/13	vs. Adirondack	3-0	25
2011-12 (5)				
Cam Talbot	4/8/12	@ Hershey	1-0	24
Cam Talbot	3/31/12	vs. Adirondack	3-0	26
Cam Talbot	12/10/11	vs. Providence	3-0	27
Cam Talbot	10/21/11	vs. Manchester	5-0	23
Chad Johnson	10/9/11	@ W-B/Scr.	1-0 (SO)	41
2010-11 (5)				
Dov Grumet-Morris	3/18/11	@ Manchester	1-0	25
Chad Johnson	1/5/11	@ Worcester	2-0	27
Chad Johnson	12/26/10	@ Bridgeport	4-0	22
Cameron Talbot	11/28/10	vs. Adirondack	3-0	25
Cameron Talbot	10/17/10	@ Providence	3-0	41
2009-10 (3)				
Chad Johnson	11/14/09	@ Worcester	4-0	35
Chad Johnson	11/13/09	vs. Manchester	2-0	26
Chad Johnson	10/31/09	vs. Providence	7-0	17
2008-09 (4)				
Matt Zaba	4/3/09	@ Providence	6-0	24
Miika Wiikman	3/18/09	vs. Lowell	1-0	18
Matt Zaba	1/9/09	@ Springfield	1-0 (OT)	40
Miika Wiikman	12/10/08	vs. Providence	2-0	15
2007-08 (3)				
David LeNeveu	3/14/08	vs. San Antonio	4-0	18
Miika Wiikman	1/26/08	vs. Providence	3-0	37
Miika Wiikman	1/23/08	@ Albany	1-0	26
2006-07 (8)				
Al Montoya	4/13/07	vs. Bridgeport	3-0	20
Al Montoya	3/25/07	@ Providence	1-0	36
Al Montoya	3/11/07	vs. Springfield	5-0	14
Al Montoya	2/16/07	vs. Worcester	3-0	15
Al Montoya	12/31/06	@ Portland	2-0	28
Al Montoya	12/26/06	@ Worcester	2-0	20
Steve Valiquette	12/16/06	vs. Portland	1-0 (SO)	34
Steve Valiquette	12/2/06	vs. Manchester	3-0	26
2005-06 (3)				
Robert Gherson	2/18/06	vs. Providence	4-0	18
Al Montoya	2/4/06	@ Portland	6-0	34
Al Montoya	1/13/06	vs. Hershey	4-0	31



Miika Wiikman



Dov Grumet-Morris

	Date	Opponent	Score	Saves
2004-05 (13)				
Jason LaBarbera	4/1/05	@ Springfield	1-0	21
Steve Valiquette	3/23/05	vs. Lowell	1-0	33
Steve Valiquette	3/9/05	@ Utah	3-0	26
Jason LaBarbera	3/5/05	@ San Antonio	2-0	29
Steve Valiquette	2/19/05	@ Springfield	4-0	19
Steve Valiquette	1/26/05	@ Norfolk	1-0 (SO)	22
Steve Valiquette	1/19/05	vs. Springfield	5-0	21
Steve Valiquette	1/15/05	vs. Bridgeport	4-0	33
Jason LaBarbera	12/8/04	vs. Springfield	2-0	28
Jason LaBarbera	12/4/04	@ Worcester	6-0	15
Steve Valiquette	12/3/04	vs. Lowell	0-1 (SO)	40
Jason LaBarbera	11/28/04	vs. Providence	6-0	22
Jason LaBarbera	11/1/04	vs. Houston	1-0 (SO)	35
2003-04 (17)				
Jason LaBarbera	4/2/04	vs. Lowell	3-0	29
Steve Valiquette	3/6/04	@ Bridgeport	0-0	32
Jason LaBarbera	2/21/04	vs. Worcester	2-0	23
Jason LaBarbera	2/20/04	vs. Bridgeport	3-0	31
Jason LaBarbera	2/13/04	vs. Philadelphia	4-0	33
Jason LaBarbera	2/7/04	@ Springfield	2-0	29
Jason LaBarbera	1/19/04	@ Utah	5-0	24
Jason LaBarbera	1/17/04	@ Utah	1-0	16
Jason LaBarbera	1/11/04	@ Manchester	5-0	26
Jason LaBarbera	1/8/04	@ Houston	1-0 (OT)	31
Phil Osaer	12/19/03	@ Providence	2-0	19
Jason LaBarbera	12/6/03	vs. Lowell	3-0	21
Jason LaBarbera	11/29/03	vs. Houston	4-0	29
Jason LaBarbera	11/15/03	vs. Providence	2-0	26
Phil Osaer	11/7/03	@ Portland	2-0	24
Jason LaBarbera	10/29/03	@ Albany	1-0	15
Phil Osaer	10/25/03	vs. Manchester	2-0	18
2002-03 (4)				
Jason LaBarbera	3/30/03	vs. Bridgeport	8-0	18
Johan Holmqvist	1/8/03	@ Binghamton	3-0	28
Johan Holmqvist	11/27/02	vs. Worcester	1-0	30
Jason LaBarbera	11/2/02	@ Chicago	4-0	31
2001-02 (1)				
Johan Holmqvist	1/16/02	@ Hershey	3-0	25
2000-01 (4)				
Johan Holmqvist	2/21/01	vs. Saint John	2-0	36
Vitali Yermeyev	12/29/00	vs. Worcester	4-0	31
Johan Holmqvist	12/23/00	vs. Lowell	3-0	41
Vitali Yermeyev	11/13/00	@ St. John's	2-0	30
1999-2000 (7)				
Milan Hnilicka	4/5/00	vs. Portland	1-0	20
J-F. Labbe	4/2/00	vs. Springfield	1-0	36
Milan Hnilicka	3/25/00	vs. Worcester	4-0	44
J-F. Labbe (32:43)/Milan Hnilicka (27:17)	3/24/00	@ Philadelphia	4-0	23/4
Milan Hnilicka	3/18/00	vs. Worcester	3-0	22
Milan Hnilicka	2/19/00	vs. St. John's	3-0	23
Milan Hnilicka	1/8/00	@ Cincinnati	1-0	26
1998-99 (2)				
J-F. Labbe	3/24/99	vs. Springfield	3-0	31
J-F. Labbe	1/29/99	vs. Lowell	3-0	30
1997-98 (2)				
Robb Stauber	4/3/98	@ Providence	3-0	31
Robb Stauber	2/27/98	@ Syracuse	2-0	34



Phil Osaer

Against:	Date	Opponent	Score	Saves
2017-18 (5)				
Jordan Binnington	11/4/17	vs. Providence	0-5	33
Alex Nedeljkovic	2/13/18	@ Charlotte	0-6	15
Christopher Gibson	2/18/18	@ Bridgeport	0-4	22
Zane McIntyre	2/25/18	@ Providence	0-2	24
Harri Sateri	4/8/18	vs. Springfield	0-2	26
2016-17 (3)				
Anthony Stolarz	11/2/16	vs. Lehigh Valley	0-4	33
Anton Khudobin	1/8/17	@ Providence	0-3	21
Mike McKenna	2/25/17	@ Springfield	0-2	32
2015-16 (7)				
Yann Danis	3/29/16	@ Albany	0-3	24
Mike McKenna	2/24/16	vs. Portland	0-1	35
Yann Danis	2/6/16	@ Albany	0-3	21
Nicklas Treutle	11/27/15	vs. Springfield	0-2	36
Christopher Gibson	11/8/15	@ Bridgeport	0-1	30
Yann Danis	11/7/15	vs. Albany	0-4	24
Garret Sparks	11/4/15	vs. Toronto	0-5	30
2014-15 (5)				
Connor Hellebuyck	2/10/15	@ St. John's	0-3	21
Kristers Gudlevskis	12/19/14	vs. Syracuse	0-2	24
Anton Forsberg	12/6/14	vs. Springfield	0-1 (SO)	30
Yann Danis	11/28/14	vs. Norfolk	0-2	35
Pheonix Copley	10/19/14	vs. Hershey	0-1 (OT)	15
2013-14 (8)				
Scott Wedgewood	3/15/14	@ Albany	0-2	23
John Gibson	2/7/14	@ Norfolk	0-1	25
Anders Nilsson	12/20/13	vs. Bridgeport	0-3	33
Cal Heeter	12/6/13	@ Adirondack	0-3	24
Mike McKenna	11/23/13	@ Springfield	0-4	15
Keith Kinkaid	11/20/13	@ Albany	0-3	24
Keith Kinkaid	11/15/13	vs. Albany	0-3	25
Malcolm Subban (46:28)/Niklas Svedberg (13:32)	11/10/13	@ Providence	0-6	14/3
2012-13 (9)				
Niklas Svedberg	4/7/13	vs. Providence	0-1	28
Nathan Lawson	3/8/13	@ Binghamton	0-3	34
Cedrick Desjardins	2/24/13	@ Syracuse	0-4	29
Dany Sabourin (20:00)/Philipp Grubauer (39:36)	1/13/13	@ Hershey	0-5	4/23
Kevin Poulin	12/27/12	vs. Bridgeport	0-3	36
Mark Visentin	12/15/12	vs. Portland	0-1	28
Keith Kinkaid	12/9/12	vs. Albany	0-1	30
Curtis McElhinney	12/2/12	vs. Springfield	0-5	34
Curtis McElhinney	11/9/12	@ Springfield	0-2	20
2011-12 (5)				
Scott Munroe	4/7/12	@ W-B/Scr.	0-3	27
Scott Munroe	3/30/12	vs. W-B/Scr.	0-3	32
Mike Clemente	3/17/12	vs. Springfield	0-3	27
Paul Dainton	2/25/12	@ Springfield	0-2	30
Scott Munroe	10/9/11	@ W-B/Scr.	1-0 (SO)	23
2010-11 (6)				
Mike Murphy	2/26/11	@ Charlotte	0-1	28
David Leggio	1/14/11	@ Portland	0-3	21
Martin Jones	1/2/11	vs. Manchester	0-3	39
J.P. Levasseur	12/19/10	@ Syracuse	0-5	32
Jussi Rynnäs	11/9/10	vs. Toronto	0-4	33
Barry Brust	10/22/10	vs. Binghamton	0-1	28
2009-10 (2)				
Jonathan Bernier	1/30/10	vs. Manchester	0-2	20
Jason Bacashihua	10/30/09	vs. Hershey	0-6	26
2008-09 (3)				
Jonathan Bernier	3/6/09	@ Manchester	0-1 (OT)	24
Nathan Lawson	2/17/09	vs. Bridgeport	0-1	23
Marc Denis	10/17/08	@ Hamilton	0-2	27
2007-08 (3)				
Barry Brust	3/7/08	@ Houston	0-1	23
J.S. Aubin	3/2/08	@ Portland	0-3	38
Mike Morrison	12/28/07	@ Bridgeport	0-2	35
2006-07 (3)				
Jordan Parise	3/18/07	@ Lowell	0-2	36
Dov Grumet-Morris	12/16/06	vs. Portland	1-0 (SO)	29
Andrew Penner	11/8/06	vs. W-B/Scr.	0-4	31
2005-06 (1)				
Sebastien Caron	12/28/05	@ W-B/Scr.	0-5	26



Jason Muzzatti



Jason LaBarbera

	Date	Opponent	Score	Saves
2004-05 (8)				
Kirk Daubenspeck	3/13/05	@ Portland	0-2	28
Michael Leighton	2/20/05	vs. Norfolk	0-2	28
Cam Ward	2/6/05	@ Lowell	0-3	37
Hannu Toivonen	2/4/05	@ Providence	0-3	24
Michael Leighton	1/26/05	@ Norfolk	1-0 (SO)	18
Brent Krahn	12/3/04	vs. Lowell	0-1 (SO)	30
Hannu Toivonen	11/14/04	@ Providence	0-1	37
Josh Harding	11/1/04	vs. Houston	1-0 (SO)	27
2003-04 (9)				
Maxime Ouellet	3/20/04	vs. Portland	0-1	40
Wade Dubielewicz	3/19/04	vs. Bridgeport	0-1	33
Wade Dubielewicz	3/6/04	@ Bridgeport	0-0	26
Mathieu Chouinard	1/24/04	vs. Manchester	0-2	34
Tim Thomas	1/21/04	vs. Providence	0-1	30
Curtis Sanford	12/30/03	@ Worcester	0-4	35
Mathieu Chouinard	12/28/03	@ Manchester	0-4	21
Wade Dubielewicz	12/7/03	@ Bridgeport	0-1	26
Wade Dubielewicz	11/28/03	@ Bridgeport	0-3	19
2002-03 (3)				
Derek Gustafson	1/22/03	vs. Houston	0-6	19
Tyler Moss	1/11/03	@ Manitoba	0-4	33
Jean-Marc Pelletier	12/28/02	vs. Lowell	0-2	29
2001-02 (3)				
Alfie Michaud	3/29/02	vs. Manitoba	0-1	27
Stephen Valiquette	12/23/01	@ Bridgeport	0-6	29
Derek Gustafson	12/7/01	@ Houston	0-3	30
2000-01 (1)				
Cody Rudkowsky	12/22/00	@ Worcester	0-7	29
1999-2000 (3)				
Sean Matile	2/12/00	@ Saint John	0-3	42
Brent Johnson	11/10/99	vs. Worcester	0-3	36
Jean-Marc Pelletier	10/27/99	@ Philadelphia	0-2	25
1998-99 (2)				
Marcel Cousineau	2/21/99	@ Lowell	0-4	29
Mike Fountain	12/13/98	@ New Haven	0-4	17
1997-98 (3)				
Mike Fountain	3/11/98	@ New Haven	0-3	32
Scott Langkow	12/19/97	@ Springfield	0-2	36
Jose Theodore	10/22/97	vs. Fredericton	0-4	44



Jeff Heil

Number of Players Used:

- 2017-18: 55.
- 2016-17: 40.
- 2015-16: 38.
- 2014-15: 44.
- 2013-14: 43.
- 2012-13: 37.
- 2011-12: 42.
- 2010-11: 47.
- 2009-10: 46.
- 2008-09: 41.
- 2007-08: 40.
- 2006-07: 44.
- 2005-06: 42.
- 2004-05: 35.
- 2003-04: 45.
- 2002-03: 47.
- 2001-02: 48.
- 2000-01: 43.
- 1999-00: 37.
- 1998-99: 43.
- 1997-98: 39.



Mats Zuccarello

Penalty Shots

For:	Date	Opponent	Goaltender	Time	Per.	Goal?	Score
Vinni Lettieri	3/3/18	vs. Providence	Jordan Binnington	15:57	3 rd	No	2-6
Cole Schneider	1/6/18	vs. Syracuse	Connor Ingram	16:30	3 rd	No	2-3
Dan Catenacci	4/14/17	@ Utica	Richard Bachman	12:43	1 st	Yes	4-5
Nicklas Jensen	2/25/17	@ Springfield	Mike McKenna	19:37	1 st	No	0-2
Michael Joly	12/10/16	vs. Toronto	Jhonas Enroth	14:31	2 nd	Yes	3-5
Jayson Megna	4/13/16	@ Toronto	Antoine Bibeau	14:28	2 nd	No	3-2
Ryan Bourque	2/13/16	@ Bridgeport	Christophper Gibson	13:42	1 st	No	3-7
Shawn O'Donnell	2/5/16	@ Portland	Mike McKenna	7:54	2 nd	No	5-0
Jayson Megna	12/4/15	vs. Hershey	Justin Peters	2:48	OT	No	4-3 (SO)
Brian Gibbons	11/21/15	vs. Lehigh Valley	Anthony Stolarz	16:47	2 nd	No	3-1
Jayson Megna	11/1/15	vs. Rochester	Nathan Lieuwen	4:29	3 rd	No	2-3
Ryan Haggerty	2/11/15	@ St. John's	Connor Hellebuyck	3:44	OT	No	4-5 (SO)
Chris Mueller	11/16/14	vs. Manchester	Patrik Bartosak	19:55	2 nd	No	3-4 (OT)
J.T. Miller	2/14/14	@ Springfield	Mike McKenna	6:57	3 rd	Yes	5-2
Jesper Fast	1/17/14	@ Adirondack	Cal Heeter	4:53	2 nd	No	4-2
Shawn O'Donnell	12/13/13	vs. Adirondack	Cal Heeter	4:30	3 rd	No	2-3 (SO)
Darroll Powe	11/27/13	vs. Portland	Mark Visentin	1:57	1 st	No	4-1
Andrew Yogan	10/30/13	vs. Bridgeport	Kenny Reiter	14:42	1 st	No	5-3
Christian Thomas	3/22/13	vs. Hershey	Philipp Grubauer	3:18	OT	No	3-2 (SO)
Kris Newbury	3/10/13	@ Providence	Michael Hutchinson	11:10	3 rd	No	4-2
Chad Kolarik	11/30/12	@ Providence	Niklas Svedberg	18:20	3 rd	No	2-4
Kyle Jean	10/12/12	vs. Bridgeport	Kevin Poulin	14:52	1 st	Yes	4-6
Andre Deveaux	1/8/12	@ Springfield	Manny Legace	18:51	3 rd	No	2-4
Jordan Owens	12/17/11	vs. Providence	Michael Hutchinson	4:44	OT	No	1-2 (SO)
Carl Hagelin	11/12/11	@ St. John's	Ed Pasquale	6:33	2 nd	Yes	4-8
Andres Ambühl	1/23/10	@ Springfield	J.P. Leveseur	5:10	3 rd	No	1-2 (OT)
P.A. Parenteau	11/7/09	@ Bridgeport	Nathan Lawson	6:58	2 nd	No	4-1
Dale Weise	10/11/09	@ Providence	Matt Dalton	10:31	2 nd	Yes	3-2
P.A. Parenteau	10/10/09	vs. Springfield	Devan Dubnyk	15:12	3 rd	Yes	7-3
P.A. Parenteau	2/7/09	@ Springfield	Devan Dubnyk	16:50	3 rd	No	3-2
Lauri Korpikoski	4/12/08	vs. Bridgeport	Joey MacDonald	10:56	2 nd	No	5-2
Greg Moore	3/21/08	@ Philadelphia	Martin Houle	8:29	1 st	Yes	4-5 (SO)
P.A. Parenteau	11/9/07	@ Manchester	Erik Ersberg	17:36	3 rd	No	5-4
Lauri Korpikoski	3/9/07	@ Worcester	Thomas Greiss	3:46	2 nd	No	1-4
Nigel Dawes	2/7/07	@ Providence	Jordan Sigalet	19:00	1 st	No	2-4
Greg Moore	1/17/07	vs. Providence	Jordan Sigalet	17:42	1 st	No	2-3
Alexandre Giroux	2/22/06	@ Bridgeport	Wade Dubielewicz	4:33	3 rd	No	1-5
Jarkko Immonen	2/4/06	@ Portland	Dieter Kochan	9:09	3 rd	Yes	6-0
Alexandre Giroux	1/13/06	vs. Hershey	Frederic Cassivi	4:47	3 rd	No	4-0
Jarkko Immonen	12/18/05	@ Lowell	Cam Ward	9:36	1 st	No	3-1
Alexandre Giroux	11/4/05	@ Albany	Frank Doyle	12:14	2 nd	No	2-1
Jozef Balej	1/19/05	vs. Springfield	Brian Eklund	6:14	2 nd	Yes	5-0
Layne Ulmer	1/19/04	@ Utah	Jason Bacashihua	11:31	3 rd	No	5-0
Lawrence Nycholat	10/11/03	vs. Portland	Rastislav Stana	1:36	3 rd	No	3-1
Jamie Lundmark	3/16/02	@ Springfield	Evgeny Konstantinov	16:25	3 rd	No	1-4
Brad Smyth	2/16/02	vs. Providence	Andrew Raycroft	16:06	2 nd	Yes	2-2
Tony Tuzzolino	2/25/00	vs. Portland	Martin Brochu	6:10	2 nd	No	2-1
Kevin Brown	4/16/99	vs. Portland	Frederic Deschenes	16:41	2 nd	No	5-1
Bob Errey	11/4/98	vs. Providence	Jim Carey	8:34	2 nd	Yes	4-2

Against:	Date	Opponent	Goaltender	Time	Per.	Goal?	Score
Adam Johnson	3/30/18	vs. Wilkes-Barre/Scr.	Alexandar Georgiev	9:38	3 rd	No	3-4 (OT)
Janne Kuokkanen	3/10/18	@ Charlotte	Jeff Jakaitis	18:45	2 nd	No	3-7
Chris Conner	2/18/17	@ Lehigh Valley	Brandon Halverson	19:01	2 nd	No	4-6
Andrew Rowe	2/13/16	@ Bridgeport	Jeff Malcolm	16:13	3 rd	Yes	3-7
Carter Rowney	11/15/15	vs. Wilkes-Barre/Scr.	Mackenzie Skapski	14:21	2 nd	No	6-7 (OT)
Emerson Etem	11/28/14	vs. Norfolk	Mackenzie Skapski	8:55	3 rd	No	2-0
Mike Siso	11/26/14	@ Albany	Mackenzie Skapski	4:56	OT	No	4-3 (SO)
Nick Deslauriers	11/30/13	vs. Manchester	Jason Missiaen	14:36	2 nd	No	1-3
Tobias Rieder	11/27/13	vs. Portland	Jeff Malcolm	1:00	3 rd	No	4-1
Harri Pesonen	10/25/13	@ Albany	Scott Stajcer	6:19	3 rd	No	3-4
Harri Pesonen	10/25/13	@ Albany	Jeff Malcolm	5:03	1 st	No	3-4
Linden Vey	10/18/13	vs. Manchester	Cam Talbot	4:36	OT	No	4-3 (SO)
Nick Petersen	4/7/12	@ Wilkes-Barre/Scr.	Chad Johnson	20:00	2 nd	No	0-3
Scott Howes	2/12/12	@ Bridgeport	Chad Johnson	17:40	3 rd	No	1-2 (OT)
Brian McGrattan	2/13/11	@ Providence	Dov Grumet-Morris	17:28	1 st	Yes	4-1
David Masse	1/21/11	vs. Hamilton	Pier-Olivier Pelletier	16:31	1 st	No	3-7
Paul Byron	12/31/10	@ Portland	Chad Johnson	14:48	2 nd	Yes	5-4 (OT)
Wes O'Neill	11/26/10	@ Bridgeport	Chad Johnson	13:18	3 rd	Yes	3-4 (SO)
Tyler Haskins	3/27/10	vs. Bridgeport	Chad Johnson	16:44	1 st	Yes	4-3
Liam Reddox	3/12/10	@ Springfield	Chad Johnson	12:29	3 rd	No	4-2
Matt Martin	12/26/09	@ Bridgeport	Steve Valiquette	10:19	3 rd	Yes	3-2 (SO)
Jonathan Matsumoto	12/5/08	@ Philadelphia	Miika Wiikman	13:56	3 rd	Yes	3-6

	Date	Opponent	Goaltender	Time	Per.	Goal?	Score
Jeff Hoggan	1/26/08	vs. Providence	Miika Wiikman	13:58	2 nd	No	3-0
Steve Martins	3/11/06	vs. Binghamton	Robert Gherson	14:18	2 nd	No	1-3
Brad Smyth	12/14/05	vs. Manchester	Al Montoya	5:04	2 nd	No	4-1
Keith Aucoin	10/15/05	vs. Lowell	Bernd Bruckler	8:00	2 nd	No	2-3
Matt Ryan	2/26/05	vs. Manchester	Steve Valiquette	14:22	2 nd	Yes	1-4
Mitch Fritz	1/19/05	vs. Springfield	Steve Valiquette	16:28	3 rd	No	5-0
Andy Hilbert	11/14/04	@ Providence	Steve Valiquette	1:53	1 st	No	0-1
Martin Kariya	12/7/03	@ Bridgeport	Jason LaBarbera	7:13	1 st	No	0-1
Garett Bembridge	2/1/03	@ Saint John	Johan Holmqvist	17:25	2 nd	Yes	1-4
Matt Herr	11/8/02	@ Providence	Jason LaBarbera	13:10	2 nd	No	5-2
Maxim Birbraer	2/24/01	vs. Albany	Johan Holmqvist	8:57	2 nd	Yes	5-3
Bruce Coles	11/13/98	vs. Springfield	J-F. Labbe	19:21	3 rd	No	4-3



Scott Stajcer



Jeff Malcolm

Hartford Wolf Pack/Connecticut Whale Team Honors

American Hockey League Awards

Calder Cup - AHL Champions

Year	Head Coach	General Manager
1999-2000	John Paddock	Don Maloney

Macgregor Kilpatrick Trophy - Regular Season Champions

Year	Head Coach	General Manager
1999-2000	John Paddock	Don Maloney

Richard F. Canning Trophy - Eastern Conference Playoff Champions

Year	Head Coach	General Manager
1999-2000	John Paddock	Don Maloney

Frank S. Mathers Trophy – Eastern Conference Regular Season Champions

Year	Head Coach	General Manager
2003-04	Ryan McGill	Jim Schoenfeld

F.G. (Teddy) Oke Trophy - New England Division Champions

Year	Head Coach	General Manager
1999-2000	John Paddock	Don Maloney
2014-15	Ken Gernander	Jim Schoenfeld

Emile Francis Trophy – Atlantic Division Champions

Year	Head Coach	General Manager
2003-04	Ryan McGill	Jim Schoenfeld
2008-09	Ken Gernander	Jim Schoenfeld

Jack A. Butterfield Trophy - Playoff MVP

1999-2000	Derek Armstrong
-----------	-----------------

Les Cunningham Award - Regular Season MVP

2000-01	Derek Armstrong
2003-04	Jason LaBarbera

John B. Sollenberger Trophy - Leading Scorer

2000-01	Derek Armstrong	32+69=101 pts.
---------	-----------------	----------------

Aldege “Baz” Bastien Memorial Award – Outstanding Goaltender

2003-04	Jason LaBarbera
---------	-----------------

Eddie Shore Award – Outstanding Defenseman

2007-08	Andrew Hutchinson
---------	-------------------

Harry (Hap) Holmes Memorial Award - Team Goaltending

1999-2000	Milan Hnilicka/J-F. Labbe
2004-05	Steve Valiquette/Jason LaBarbera

Fred T. Hunt Memorial Award – Sportsmanship, Determination and Dedication to Hockey

2003-04	Ken Gernander
---------	---------------

Yanick Dupre Memorial Award - AHL Man of the Year

1998-99	Brent Thompson
---------	----------------

James H. Ellery Memorial Award - Outstanding Media

1997-98	Rich Coppola (TV)
2000-01	Bob Crawford (Radio)

AHL All-Star Game Selections

2018	John Gilmour	Atlantic Division
2017	Nicklas Jensen	Atlantic Division
2016	Ryan Graves	Atlantic Division
2015	Chris Bourque	Eastern Conference
2013	@Chad Kolarik	Eastern Conference
	#J.T. Miller	Eastern Conference
2011	Jeremy Williams	Eastern Conference
2010	Corey Locke	Canada
	Bobby Sanguinetti	Planet USA
2009	Artem Anisimov	Planet USA
	& Bobby Sanguinetti	Planet USA
2008	*Nigel Dawes	Canada
	Greg Moore	Planet USA
2007	*Dan Girardi	Canada
	Ryan Callahan	Planet USA
2006	Al Montoya	Planet USA
	Thomas Pöck	Planet USA
2005	Jason LaBarbera	Canada
	Lawrence Nycholat	Canada
2004	& Fedor Tyutin	Planet USA
	Chad Wiseman	Canada
2003	John Tripp	Canada
2002	Mike Mottau	PlanetUSA
	Rico Fata	Canada
2001	*Derek Armstrong	Canada
	*Tomas Kloucek	PlanetUSA
	#Mike Mottau	PlanetUSA
	Brad Smyth	Canada
	*Johan Wittehall	PlanetUSA
	Vitali Yermeyev	PlanetUSA
2000	Derek Armstrong	Canada
	Ken Gernander	PlanetUSA
	J-F. Labbe	Canada
1999	Derek Armstrong	Canada
	Rich Brennan	PlanetUSA
	Ken Gernander	PlanetUSA
	Johan Wittehall	PlanetUSA
1998	Marc Savard	Canada
	Robb Stauber	PlanetUSA
	Vladimir Vorobiev	PlanetUSA

**Did not play (recall)... #Roster replacement... &Did not play (injured)... @Traded prior to event*

AHL All-Star Game Honors

1999	Derek Armstrong	Canadian Player of the Game
------	-----------------	-----------------------------

AHL All-Star Team Selections

2014-15	LW	Chris Bourque	1 st
2009-10	C	Corey Locke	2 nd
2008-09	RW	P.A. Parenteau	1 st
2007-08	D	Andrew Hutchinson	1 st
	RW	P.A. Parenteau	2 nd
2005-06	D	Thomas Pöck	2 nd
2003-04	G	Jason LaBarbera	1 st
2001-02	RW	Brad Smyth	1 st
	RW	Rico Fata	2 nd
2000-01	C	Derek Armstrong	1 st
	RW	Brad Smyth	1 st (tie)
1999-2000	C	Derek Armstrong	2 nd

Hartford Wolf Pack/Connecticut Whale Team Honors (cont.)

AHL All-Rookie Team Selections

2006-07	RW	Ryan Callahan
2005-06	D	Daniel Girardi
2000-01	D	Mike Mottau
1999-2000	D	Tomas Kloucek



John Paddock

GEICO Connecticut Cup

2004-05	Hartford Wolf Pack
2005-06	Hartford Wolf Pack
2006-07	Hartford Wolf Pack
2007-08	Hartford Wolf Pack
2008-09	Bridgeport Sound Tigers
2009-10	Hartford Wolf Pack
2010-11	Connecticut Whale
2011-12	Bridgeport Sound Tigers



Jake Taylor

The Hockey News Honors

Minor Pro Coach of the Year
1999-2000 John Paddock

Team Awards

MVP

2017-18	Cole Schneider
2016-17	Nicklas Jensen
2015-16	Magnus Hellberg
2014-15	Chris Bourque
2013-14	Dov Grumet-Morris
2012-13	Kris Newbury
2011-12	Kris Newbury
2010-11	Dov Grumet-Morris
2009-10	Dale Weise
2008-09	P.A. Parenteau
2007-08	Andrew Hutchinson
2006-07	Nigel Dawes
2005-06	Jarkko Immonen
2004-05	Jason LaBarbera/Steve Valiquette (tie)
2003-04	Jason LaBarbera
2002-03	Dixon Ward
2001-02	Rico Fata
2000-01	Derek Armstrong
1999-00	Derek Armstrong
1998-99	Derek Armstrong
1997-98	Ken Gernander

Top Rookie

2003-04	Dominic Moore
2002-03	Garth Murray
2001-02	Jamie Lundmark
2000-01	Mike Mottau
1999-00	Tomas Kloucek
1998-99	Johan Wittehall
1997-98	Marc Savard

Top Defenseman

2008-09	Corey Potter
2003-04	Lawrence Nycholat
2002-03	Matt Kinch
2001-02	Mike Mottau
2000-01	Drew Bannister
1999-00	Terry Virtue
1998-99	Brent Thompson
1997-98	Brent Thompson

Top Defensive Forward

2002-03	Ken Gernander/Roman Lyashenko
2001-02	Ken Gernander
2000-01	Ken Gernander
1999-00	Ken Gernander
1998-99	Ken Gernander
1997-98	Todd Hall

7th Player/Unsung Hero

2017-18	Gabriel Fontaine
2016-17	Matt Carey
2015-16	Chad Nehring
2014-15	Justin Vaive
2013-14	Ryan Bourque
2012-13	Mike Vernace
2011-12	Kelsey Tessier
2010-11	Kelsey Tessier
2009-10	Brodie Dupont
2008-09	Michael Sauer
2007-08	Corey Potter
2006-07	Dane Byers/Dwight Helminen
2005-06	Daniel Girardi
2004-05	Ryan Hollweg
2003-04	Craig Weller
2002-03	Richard Scott
2001-02	Boyd Kane/Chris St. Croix
2000-01	Richard Scott
1999-2000	Todd Hall
1998-99	Todd Hall
1997-98	Chris Winnes

Mary Lynn Gorman Community Service Award


2017-18	Chris Nell
2016-17	Chris Brown/Philip McRae
2015-16	Chris Summers
2014-15	Ryan Bourque
2013-14	Ryan Bourque
2012-13	Kelsey Tessier
2011-12	Kelsey Tessier
2010-11	Jared Nightingale
2009-10	Brodie Dupont
2007-08	Mitch Fritz
2006-07	Hugh Jessiman/Jake Taylor
2005-06	Colby Genoway/Alexandre Giroux
2004-05	Dominic Moore
2003-04	Phil Osaer
2002-03	Dean Arsene
2001-02	Richard Scott
2000-01	Mike Mottau
1999-2000	Brad Smyth
1998-99	Brent Thompson
1997-98	Brent Thompson

Bob Girouard Character Award

2017-18	Steven Fogarty
2016-17	Chris Summers
2015-16	Chris Summers
2014-15	Joey Crabb
2013-14	Aaron Johnson/Darroll Powe (tie)
2012-13	Ryan Bourque
2011-12	Wade Redden
2010-11	Jared Nightingale
2009-10	Andres Ambühl
2008-09	Jordan Owens
2007-08	Jake Taylor
2006-07	Dave Liffiton
2005-06	Craig Weller
2004-05	Jed Ortmeyer
2003-04	Ken Gernander
2002-03	Ken Gernander
2001-02	Ken Gernander

The Hartford Hot Shot

Season	1st Half	2nd Half
2006-07	Ryan Callahan	Nigel Dawes
2005-06	Jarkko Immonen	Alexandre Giroux
2004-05	Alexandre Giroux	Jamie Lundmark
2003-04	Jozef Balej	Alexandre Giroux
2002-03	Cory Larose	Cory Larose
2001-02	Brad Smyth	Brad Smyth
2000-01	Derek Armstrong	Derek Armstrong
1999-2000	Derek Armstrong	Derek Armstrong
1998-99	Derek Armstrong	Brad Smyth
1997-98	Marc Savard	Brad Smyth



Cory Larose

Wolf Pack/Whale in the All-Star Game

	Club	G	A	Pts	PIM	+/-	Sh	
<i>1998 at Syracuse</i>		Mins	Dec	GA	Svs	GAA	Sv%	
Marc Savard	Canada	0	0	0	0	-3	1	
Robb Stauber	PlanetUSA	19:05	L	1	10	3.14	.909	
Vladimir Vorobiev	PlanetUSA	0	2	2	0	E	3	
1999 at Philadelphia								
Derek Armstrong	Canada	1	0	1	0	+2	4	Bauer Canadian Player of the Game
Rich Brennan	PlanetUSA	0	0	0	0	-2	2	
Ken Gernander	PlanetUSA ("C")	1	0	1	0	E	1	
Johan Wittehall	PlanetUSA	0	1	1	0	E	1	
2000 at Rochester								
Derek Armstrong	Canada	0	2	2	0	+1	1	
Ken Gernander	PlanetUSA	1	0	1	0	-1	3	
J-F. Labbe	Canada	20:00	ND	1	9	3.00	.900	
2001 at Wilkes-Barre								
Mike Mottau	PlanetUSA	0	1	1	0	+1	0	
Brad Smyth	Canada	1	0	1	0	-1	4	
Vitali Yermeyev	PlanetUSA	19:07	L	1	10	3.14	.909	
2002 at St. John's								
Mike Mottau	PlanetUSA	0	1	1	0	E	1	
Rico Fata	Canada	2	2	4	0	+4	2	
2003 at Portland								
John Tripp	Canada	0	0	0	0	-2	5	
2004 at Grand Rapids								
Chad Wiseman	Canada	1	2	3	0	+2	3	
2005 at Manchester								
Jason LaBarbera	Canada	20	ND	0	11	0.00	3	
Lawrence Nycholat	Canada	0	0	0	0	-1	0	
2006 at Manitoba								
Al Montoya	Planet USA	20:00	L	5	16	15.00	.762	
Thomas Pöck	Planet USA	0	0	0	0	E	1	
2007 at Toronto								
Ryan Callahan	Planet USA	1	0	1	0	+1	2	Scored GWG with 0:04 to play
2008 at Binghamton								
Greg Moore	Planet USA	0	0	0	0	-1	4	
2009 at Worcester								
Artem Anisimov	Planet USA	1	2	3	0	+3	2	
2010 at Portland								
Bobby Sanguinetti	Planet USA	0	1	1	0	-1	0	
Corey Locke	Canada	0	1	1	0	E	4	Became all-time leading All-Star Game scorer (5-4-9 in 4 GP)
2011 at Hershey								
Jeremy Williams	Eastern Conf.	1	1	2	0	+1	1	
2012 at Atlantic City								
Jon Audy-Marchessault	Eastern Conf.	1	2	3	0	+2	4	
Mats Zuccarello	Eastern Conf.	1	1	2	0	+2	2	
2013 at Providence								
J.T. Miller	Eastern Conf.	0	0	0	0	-1	1	

2015 at Utica

Chris Bourque	Eastern Conf.	1	0	1	0	E	3
---------------	---------------	---	---	---	---	---	---

2016 at Syracuse

Ryan Graves	Atlantic Div.	0	0	0	0	E	2	Won Hardest-Shot contest in Skills Competition (103.4 MPH)
-------------	---------------	---	---	---	---	---	---	--

2017 at Lehigh Valley

Nicklas Jensen	Atlantic Div.	1	2	3	0	+2	2
----------------	---------------	---	---	---	---	----	---

2018 at Utica

John Gilmour	Atlantic Div.	1	0	1	0	E	2	Won Fastest Skater event in Skills Competition (13.663 seconds)
--------------	---------------	---	---	---	---	---	---	---

AHL Player of the Week

Player	Week Ending	Comments
Dan Cloutier	November 9, 1997	3 GP, 3-0-0, 1.96, .942
Marc Savard	November 23, 1997	2 GP, 4+2=6 pts., +5, 2 GWG
Derek Armstrong	January 31, 1999	3 GP, 3+3=6 pts., +5, All-Star Game honors
Alexandre Daigle	October 17, 1999	2 GP, 2+3=5 pts., +1, 7 shots
Mike Mottau	December 10, 2000	3 GP, 1+3=4 pts., +5
Benoit Dusablon	January 6, 2002	3 GP, 4+3=7 pts., +4
Rico Fata	March 10, 2002	4 GP, 5+4=9 pts., +5
John Tripp	October 27, 2002	3 GP, 6+0=6 pts., +4
Nils Ekman	March 30, 2003	4 GP, 5+4=9 pts., +6
Jason LaBarbera	January 11, 2004	3 GP, 2-0-0, 0.63, 97.6, 2 SHO
Nigel Dawes	January 15, 2006	3 GP, 6+1=7 pts., +4, 21 shots
Al Montoya	December 31, 2006	3 GP, 3-0-0, 0.67, 97.1, 2 SHO
Jarkko Immonen	April 8, 2007	4 GP, 4+3=7 pts.
Nigel Dawes 8th	December 9, 2007	3 GP, 3+5=8 pts., franchise-record six points (2+4=6) in 7-1 win at Worcester December
Miika Wiikman (co-winner, with Dan Taylor of Manchester)	January 27, 2008	3 GP, 3-0-0, 0.33, .989, 2 SHO
Dale Weise	January 10, 2010	4 GP, 5+0=5 pts.
Kris Newbury	January 1, 2012	4 GP, 3+5=8 pts.
Nicklas Jensen	March 20, 2016	3 GP, 4+3=7 pts.

**Derek Armstrong****AHL Rookie of the Month**

Player	Month	GP	G	A	Pts	+/-
Marc Savard	November 1997	13	8	14	22	+10
#Mike Mottau	December 2000	13	2	6	8	+14
Jamie Lundmark	February 2002	14	5	7	12	+7

#Kentucky's Mikael Samuelsson given award although not a rookie

AHL Goaltender of the Month

Player	Month	GP	W	L	T/ SOL	GAA	Sv%
Milan Hnilicka	March 2000	7	5	1	0	1.07	.961
Jason LaBarbera	October 2004	4	4	0	0	1.00	.962
Al Montoya	February 2007	7	5	2	0	1.37	.946
Matt Zaba	February 2009	11	8	2	0	2.28	.928
Chad Johnson	October 2011	5	3	0	2	1.69	.942

AHL's +/- Player of the Month

Player	Month	GP	G	A	Pts	+/-	Sponsor
*Marc Savard	November 1997	13	8	14	22	+10	K&K Insurance
*Vladimir Vorobiev	November 1997	12	9	8	17	+10	K&K Insurance
*Christian Dube	March 1998	13	4	8	12	+11	K&K Insurance
#Brad Smyth	December 2000	13	9	8	17	+14	Vic
#Mike Mottau	December 2000	13	2	6	8	+14	Vic
Corey Locke	November 2009	13	5	14	19	+6	Reebok

**co-winner... #Tied for lead but did not receive award*

**Vladimir Vorobiev**

AHL All-Rookie Team

Player	Season	Pos	GP	G	A	Pts	+/-
Marc Savard	1997-98	F	58	21	53	74	+16
Tomas Kloucek	1999-2000	D	73	2	8	10	+22
Mike Mottau	2000-01	D	61	10	33	43	+13
Daniel Girardi	2005-06	D	66	8	31	39	+14
Ryan Callahan	2006-07	F	60	35	20	55	+7

AHL All-Star Teams

Player	Season	Team	Pos	GP	G	A	Pts
Derek Armstrong	1999-2000	Second	C	77	28	54	82
Derek Armstrong	2000-01	First	C	75	32	69	101
Brad Smyth	2000-01	First (tie)	RW	77	50	29	79
Brad Smyth	2001-02	First	RW	79	34	48	82
Rico Fata	2001-02	Second	RW	61	35	36	71
Jason LaBarbera	2003-04	First	G	34-9-9	1.84	93.4	
Thomas Pöck	2005-06	Second	D	67	15	46	61
Andrew Hutchinson	2007-08	First	D	67	18	46	64
P.A. Parenteau	2007-08	Second	RW	75	34	47	81
P.A. Parenteau	2008-09	First	RW	74	29	49	78
Corey Locke	2009-10	Second	C	76	31	54	85
Chris Bourque	2014-15	First	LW	73	29	37	66
Taylor Beck	2016-17	First	RW	54	19	44	63

(between Hartford and Bakersfield)



Brad Smyth



Andrew Hutchinson



Corey Locke

All-Time Wolf Pack/Whale Jersey Numbers

<u>No.</u>	<u>Player</u>	<u>Season(s)</u>	<u>No.</u>	<u>Player</u>	<u>Season(s)</u>
1	Stauber, Robb	1997-98	7	Sorochan, Lee	1997-98
	Wandler, Bryce	2000-01		Brennan, Rich	1998-99
	Skudra, Peter	2001-02		Doig, Jason	1998-99
	Meyer, Scott	2001-03		Bannister, Drew	1999-2001
	Conklin, Ty	2005-06		Richter, Martin	2001-02, 2006-07
	Daigneault, Maxime	2008-09		Tripp, John	2001-02
	Grumet-Morris, Dov	2010-11, 2013-14		Cross, Cory	2002-03
	Nell, Chris	2016-17		Henderson, Jay	2002-03
	Williams, Charles	2017-18		Larose, Cory	2002-03
	2	Campbell, Ed		1997-99	Tyutin, Fedor
Smith, Geoff		1998-99	Rullier, Joe	2005-06	
Henry, Burke		1999-2001	Denisov, Vladimir	2008-09	
Kinch, Matt		2001-04	Baldwin, Lee	2009-11	
Kondratiev, Maxim		2004-05	Deveaux, Andre	2011-12	
Liffiton, Dave		2005-08	Jean, Kyle	2012-14	
Del Zotto, Michael		2010-11	Kaberle, Tomas	2014-15	
Woywitka, Jeff		2011-12	Tallinder, Henrik	2014-15	
McIlrath, Dylan		2012-13	Escobedo, Sean	2014-15	
Noreau, Sam		2013-14	Tambellini, Adam	2015-18	
Bodie, Mat		2014-15	8	VandenBussche, Ryan	1997-98
Escobedo, Sean		2015-16		Vasiliev, Alexei	1998-2000
Goulakos, Spiro		2016-17		Mehalko, Brad	2000-01
Mazanec, Marek	2017-18	Duerden, Dave		2000-01	
3	Thompson, Brent	1997-99		Grosek, Michal	2001-02
	Virtue, Terry	1999-2002		Aufiero, Pat	2002-03
	Ekman, Nils	2002-03		Paul, Jeff	2003-04
	Aufiero, Pat	2003-04		Falardeau, Lee	2004-05
	Liffiton, Dave	2004-05		Dupont, Brodie	2007-08
	Rawlyk, Rory	2005-06		Murray, Chris	2008-09
	Potter, Corey	2006-10		Urquhart, David	2009-10
	Klassen, Sam	2010-14		McIlrath, Dylan	2011-12
	McCarthy, Chris	2013-16		Niemi, Jyri	2010-13
	Gilmour, John	2016-18	McIlrath, Dylan	2013-15	
4	Galanov, Maxim	1997-98	Petrecki, Nick	2015-16	
	Risidore, Ryan	1998-99	Donnay, Troy	2015-16	
	Namestnikov, John	1999-2000	Kampfer, Steven	2016-17	
	Mottau, Mike	2000-03	Leach, Joey	2017-18	
	Caulfield, Kevin	2002-03	9	Kotyk, Brenden	2017-18
	Filipowicz, Jayme	2003-04		Dube, Christian	1997-99
	Degon, Marvin	2005-07		Harder, Mike	1999-2000
	Sauer, Michael	2007-10		Tuzzolino, Tony	2000-01
	Bickel, Stu	2010-13		Dietrich, Brandon	2001-02
	Delisle, Steven	2012-13		Mehalko, Brad	2001-02
	Eminger, Steve	2012-13		Yetman, Patrick	2001-02
	Curran, Kodie	2015-16		Fata, Rico	2002-03
	Allen, Conor	2013-15		Cullen, Brandon	2003-04
	Pedrie, Vince	2016-17		Dawes, Nigel	2005-08
	Pionk, Neal	2017-18		Dupont, Brodie	2008-11
5	Purinton, Dale	1997-2001, 2005-07		Bell, Brendan	2011-12
	Smrek, Peter	2000-01		Bourque, Ryan	2012-16
	St. Croix, Chris	2001-02		Brown, Chris	2015-17
	Chebaturkin, Vladimir	2002-03		Whitney, Joe	2017-18
	Jakopin, John	2003-04	10	Brosseau, David	1997-98
	Hutchinson, Andrew	2007-08		Savard, Marc	1997-98
	Fahey, Brian	2008-09		Doig, Jason	1998-99
	Parlett, Blake	2010-13		Fraser, Scott	1998-99
	Hughes, Tommy	2013-17		Daigle, Alexandre	1999-2000
	Lindgren, Ryan	2017-18		Brendl, Pavel	1999-2000
6	Hall, Todd	1997-98		Ulmer, Jeff	2000-01
	Carpentier, Benjamin	1998-2001		Samuelsson, Mikael	2001-02
	Gagnon, Sean	2001-02		Murray, Garth	2001-02, 2003-05
	Bouchard, Joel	2002-03, 2004-05		Tibbetts, Billy	2002-03
	Wilson, Mike	2002-03	Giroux, Alexandre	2005-06	
	Stals, Juris	2003-04	Helminen, Dwight	2006-07	
	Staal, Marc	2005-06	Murphy, Ryan	2007-08	
	Kasparaitis, Darius	2006-07	Taylor, Mike	2008-09	
	Brown, Brad	2007-08	Ambühl, Andres	2009-10	
	Graham, Ethan	2008-09	Williams, Jason	2010-11	
	Redden, Wade	2010-12	Wong, Brandon	2010-11	
	Yogan, Andrew	2013-14	Grant, Tommy	2011-12	
	Malone, Ryan	2014-15	Miller, J.T.	2012-15	
	Noreau, Sam	2014-15	Gibbons, Brian	2015-16	
	Skjei, Brady	2014-16	Carey, Matt	2016-17	
McIlrath, Dylan	2016-17	Schneider, Cole	2017-18		

<u>No.</u>	<u>Player</u>	<u>Season(s)</u>	
11	Vorobiev, Vladimir	1997-99	
	Swanson, Brian	1998-99	
	Smyth, Brad	1999-2002, 2005-06	
	Tripp, John	2002-03	
	Lawson, Lucas	2003-05	
	Bellefeuille, Blake	2005-06	
	Cullen, Brandon	2005-06	
	Lessard, Francis	2006-07	
	Kasparaitis, Darius	2007-08	
	Hillier, Ryan	2009-10	
	Newbury, Kris	2009-13	
	Kantor, Michael	2013-15	
	Curran, Kodie	2014-15	
	Oleksuk, Travis	2015-16	
12	McPherson, Allan	2016-17	
	Gropp, Ryan	2017-18	
13	Gernander, Ken	1997-2005	
	York, Mike	1998-99	
	Harder, Mike	2000-01	
	Scott, Richard	2003-04	
	Kennedy, Tim	2010-11	
	Tanski, Scott	2011-12	
	Glass, Tanner	2015-16	
	Jensen, Nicklas	2015-17	
	Noonan, Garrett	2017-18	
	Langkow, Chris	2017-18	
	Hallisey, David	2017-18	
	14	Smyth, Brad	1997-98
		Witehall, Johan	1998-2001
Heisten, Barrett		2001-02	
Andrews, Bobby		2001-04	
Hamilton, Jeff		2004-05	
Moore, Greg		2005-06	
Isbister, Brad		2006-07	
Soryal, Justin		2008-10	
Donati, Tyler		2010-11	
Kerbashian, Kale		2010-11	
Moses, Steve		2011-12	
Wilson, Jason		2012-13	
Beach, Kyle		2013-14	
Crabb, Joey		2014-15	
15	Combs, Jack	2015-16	
	Fontaine, Justin	2016-17	
	Ronning, Ty	2016-17	
	Crawley, Brandon	2017-18	
	Winnes, Chris	1997-99	
	Fortier, Francois	1999-2001	
	Grosek, Michal	2000-01	
	Ulmer, Layne	2001-02	
	Ward, Dixon	2002-03	
	Balej, Jozef	2003-04	
	Lundmark, Jamie	2004-05	
	Jessiman, Hugh	2005-06	
	Moore, Greg	2006-09	
McKelvie, Chris	2010-12		
16	Hrivik, Marek	2012-17	
	Denis, Simon	2017-18	
	Goneau, Daniel	1997-2000	
	Dietrich, Brandon	2000-01	
	Lundmark, Jamie	2001-02	
	Murray, Garth	2002-03	
	Healey, Paul	2003-04	
	Giroux, Alexandre	2004-05	
	Immonen, Jarkko	2005-07	
	Bourret, Alex	2007-08	
	Avery, Sean	2008-09, 2011-12	
	Roche, Kenny	2009-10	
	Grant, Tommy	2010-11, 2012-13	
	Imbeault, Alexandre	2010-11	
Lindberg, Oscar	2013-14		
Nehring, Chad	2014-16		
Stamler, Bretton	2014-15		
Thompson, Tommy	2016-17		
Albert, John	2017-18		

<u>No.</u>	<u>Player</u>	<u>Season(s)</u>
17	Armstrong, Derek	1997-2001
	Ferraro, Peter	1997-98
	Lundmark, Jamie	2002-03
	Moore, Dominic	2003-05
	Sonnenberg, Martin	2005-06
	Ferraro, Chris	2006-07
	Parenteau, P.A.	2007-10
	McDonagh, Ryan	2010-11
	Bourque, Ryan	2011-12
	Pitt, Scott	2012-13
	Fast, Jesper	2012-13
	Powe, Darroll	2013-14
	Bourque, Chris	2014-15
	Lindblad, Matt	2015-16
18	McRae, Philip	2016-17
	Kosmachuk, Scott	2017-18
	Burkett, Mike	1997-98
	Lindbom, Johan	1997-98
	Berg, Bill	1998-99
	Sylvia, Mike	1998-99
	Smyth, Brad	1998-99
	Malhotra, Manny	1999-2001
	McKenna, Steve	2001-02
	Dusablon, Benoit	2001-02
	Ulmer, Layne	2002-05
	Kozak, Rick	2005-06
	Bourret, Alex	2006-07
	Rissmiller, Patrick	2008-10
Doig, Tyler	2009-10	
Tkaczuk, Daniel	2009-10	
Williams, Jeremy	2010-11	
Audy-Marchessault, Jon	2011-12	
Haley, Micheal	2012-14	
Brown, Tyler	2014-16	
Alderson, Brandon	2016-17	
Lettieri, Vinni	2016-17	
Jasper, Evan	2017-18	
19	Martin, Mike	1997-98
	Hall, Todd	1998-2002
	Mehalko, Brad	2001-2002
	Dusablon, Benoit	2002-04
	Betts, Blair	2004-05
	Sparre, Daniel	2005-06
	Dubinsky, Brandon	2006-07
	Grachev, Evgeny	2009-10
	Eizenman, Oren	2010-11
	Wellman, Casey	2011-12
	Ferriero, Benn	2012-13
	Nicholls, Josh	2013-14
	Mueller, Chris	2014-15
	Adam, Luke	2015-16
Fogarty, Steven	2016-18	
20	Stock, P.J.	1997-2000
	Mehalko, Brad	2000-01
	Smrek, Peter	2001-02
	Wilford, Marty	2001-02
	Inman, David	2002-03
	Yetman, Patrick	2002-03
	Rheaume, Pascal	2003-04
	Giroux, Alexandre	2003-04
	Helminen, Dwight	2004-06
	Olver, Darin	2006-07
	Sanguinetti, Bobby	2007-08
	McBride, Brock	2008-09
	Crowder, Paul	2009-10
	Lemieux, Francis	2010-11
McNaught, Randy	2011-12	
Miller, J.T.	2012-13	
Kreider, Chris	2012-14	
Jackson, Dallas	2014-15	
Paille, Daniel	2015-16	

<u>No.</u>	<u>Player</u>	<u>Season(s)</u>
21	Sweeney, Tim	1997-98
	Brown, Jeff	1998-2000
	Brown, Kevin	1998-99
	Smyth, Brad	1998-99
	Malhotra, Manny	1999-2000
	Robertsson, Bert	2000-01
	Tobler, Ryan	2000-01
	McKay, Konrad	2001-02
	Tripp, John	2001-02
	Donato, Ted	2002-03
	Wiseman, Chad	2003-06
	Falardeau, Lee	2006-07
	Sanguinetti, Bobby	2006-07, 2008-10
	Gratton, Josh	2007-08
	Cameron, Bretton	2010-11
	Couture, Derek	2010-11
	Yogan, Andrew	2011-13
	O'Donnell, Shawn	2013-16, 2017-18
	Stromwall, Malte	2016-17
Herbert, Caleb	2017-18	
Ronning, Ty	2017-18	
22	Sevigny, Pierre	1997-98
	Errey, Bob	1998-99
	Lefebvre, Sylvain	2001-02
	Kloucek, Tomas	1999-2003
	Laukkanen, Janne	2002-03
	Heerema, Jeff	2003-04
	Pock, Thomas	2004-07
	Lessard, Francis	2007-08
	Bell, Mark	2008-09
	Hoffman, Mike	2009-10
	Eriksson, Anders	2009-10
	Garlock, Ryan	2010-11
	Prough, Jeff	2011-12
	Allen, Conor	2012-13
	Rowe, Andrew	2013-14
	Potulny, Ryan	2014-15
	Bodie, Mat	2015-17
	Holland, Peter	2017-18
	Helgesen, Tyson	2017-18
23	Sundin, Ronnie	1997-98
	Cairns, Eric	1998-99
	Ndur, Rumun	1998-99
	Kenady, Chris	1998-2001
	Scott, Richard	2000-01, 2002-03
	Gosselin, Christian	2001-02
	Ortmeyer, Jed	2003-04
	Baranka, Ivan	2005-08
	Weise, Dale	2008-11
	Thomas, Christian	2011-12
	Mashinter, Brandon	2012-14
	Vaive, Justin	2013-15
	Megna, Jayson	2015-16
	Chapie, Adam	2016-18
	Melanson, Drew	2017-18
24	Smith, Adam	1997-99
	Oliver, David	1999-2000
	Tuzzolino, Tony	1999-2000
	Doig, Jason	2000-01
	Severson, Cam	2001-02
	MacDonald, Jason	2003-04
	MacMillan, Jeff	2004-05
	Korpikoski, Lauri	2005-06
	Prucha, Petr	2005-06
	Callahan, Ryan	2006-08
	DiDionete, Devin	2009-11
	Wiebe, Shayne	2012-13
	Nash, Brendon	2013-14
	Lindberg, Oscar	2014-15
	Krushelnyski, Alex	2015-16
	Nieves, Boo	2015-18

<u>No.</u>	<u>Player</u>	<u>Season(s)</u>	
25	Smith, Geoff	1997-98	
	Brennan, Rich	1997-98	
	Cherneski, Stefan	1998-2001	
	Sorochan, Lee	1998-99	
	Toms, Jeff	2000-02	
	Arsene, Dean	2002-03	
	Pushor, Jamie	2003-04	
	Taylor, Jake	2004-08	
	Dandenault, Mathieu	2009-10	
	Valentenکو, Pavel	2010-12	
	Collins, Sean	2012-13	
	Syvret, Danny	2013-14	
	Nightingale, Jared	2014-15	
	Leedahl, Dawson	2017-18	
	26	Blouin, Sylvain	1997-98
		Finley, Jeff	1998-99
		Sorochan, Lee	1998-99
		O'Sullivan, Chris	1998-99
		Oliver, David	1998-99
Doig, Jason		1999-2000	
Bast, Ryan		2000-01	
Ulanov, Igor		2001-02	
Van Impe, Darren		2001-02	
Lyashenko, Roman		2001-02	
Lampman, Bryce		2002-07	
27	Fritz, Mitch	2007-08	
	Dowzak, Tysen	2008-10	
	Chappell, Chris	2010-11	
	Hagelin, Carl	2011-12	
	Segal, Brandon	2012-13	
	Marcou, Mike	2013-14	
	Diaz, Raphael	2015-16	
	Gillingham, Todd	1997-98	
	Armstrong, Derek	1997-98	
	Savard, Marc	1998-99	
	Colley, Kevin	1999-2000	
	Hlavac, Jan	1999-2000	
	Dawe, Jason	1999-2002	
	Lyashenko, Roman	2002-03	
	Grenier, Martin	2005-06	
	Jessiman, Hugh	2006-09	
	Nightingale, Jared	2009-12	
	Pelech, Michael	2012-13	
	Fast, Jesper	2013-15	
Graves, Ryan	2015-18		
28	Bigras, Chris	2017-18	
	Maudie, Bob	1997-98	
	Mertzig, Jan	1998-99	
	O'Sullivan, Chris	1998-99	
	Colley, Kevin	1999-2000	
	Korobolin, Alexander	1999-2000	
	Ndur, Rumun	1999-2000	
	Scott, Richard	2000-02	
	Lintner, Richard	2002-03	
	Nycholat, Lawrence	2002-05	
	Byers, Dane	2005-06	
	Taffe, Jeff	2005-06	
	Constant, Ryan	2006-07	
Korpikoski, Lauri	2007-09		
Couture, Derek	2009-10		
White, Todd	2010-11		
Carroll, Andrew	2012-13		
Hensick, T.J.	2013-14		
Kostka, Michael	2014-15		
Cracknell, Adam	2017-18		
Troock, Branden	2017-18		
Andersson, Lias	2017-18		

<u>No.</u>	<u>Player</u>	<u>Season(s)</u>	<u>No.</u>	<u>Player</u>	<u>Season(s)</u>
29	Fiorentino, Peter	1997-98	36	Wilkie, David	1999-2000
	Muzzatti, Jason	1997-98		Doig, Jason	1999-2000
	DeRouville, Philippe	1997-98		Brown, Jeff	2000-01
	Smith, Geoff	1998-99		Benoit, Mathieu	2000-01
	Kane, Boyd	1998-2002		Rivard, Stefan	2000-01
	Wells, Chris	1999-2000		Bembridge, Garrett	2000-01
	Oliwa, Krzysztof	2002-03		Fata, Rico	2001-02
	Osaer, Phil	2003-04		Weller, Craig	2002-07
	Cuthbert, Ryan	2004-05		Garlock, Ryan	2009-10
	Montoya, Al	2005-08		Zuccarello, Mats	2010-12
	Fritz, Mitch	2007-08	37	Ferraro, Peter	1997-98
	Sugden, Brandon	2008-09		State, Jeff	2002-03
	Johnson, Chad	2009-11		Jamieson, Dusty	2003-04
	Kristo, Danny	2013-15		Keith, Cam	2003-04
30	Cairns, Eric	1998-99		Glenn, Ryan	2004-05
	Heil, Jeff	1998-99		Rodney, Bryan	2005-06
	Yeremeyev, Vitali	2000-02		Pikkarainen, Hannu	2006-07
	Blackburn, Dan	2001-02		Waddell, Matt	2007-08
	St. Germain, David	2003-04		Stefanishon, Matt	2008-09
	Bruckler, Bernd	2005-06		McColgan, Shane	2011-12
	Westlund, Alex	2006-07		St. Croix, Michael	2013-14
	Zaba, Matt	2008-10		Fontaine, Gabriel	2017-18
	Johnson, Chad	2011-12	38	Dusablon, Benoit	2001-02
	Desjardins, Cedrick	2014-16		Hollweg, Ryan	2001-02
	Valiquette, Alain	2015-16		Lampman, Bryce	2002-03
	Georgiev, Alexandar	2017-18		Inman, David	2002-03
31	Labbe, J-F.	1998-99		Lawson, Lucas	2002-03
	Holmqvist, Johan	2000-02		Grenier, Martin	2003-05
	Sudberg, Niklas	2002-03		Graham, Bruce	2005-08
	Holt, Chris	2005-08		Scatchard, Dave	2007-08
	Pelletier, Pier-Olivier	2010-11		Nightingale, Jared	2008-09
	Missiaen, Jason	2012-15	39	Cloutier, Dan	1997-98
	Halverson, Brandon	2016-18		Whitfield, Trent	2001-02
32	Pepperall, Colin	1997-98		Bilotto, Nic	2002-03
	Fortier, Francois	1998-99		Pittman, Chris	2002-03
	Jarvis, Wes	2000-02		Larose, Cory	2003-04
	Burnett, Garrett	2002-03		Genoway, Colby	2004-06
	DeBrusk, Louie	2003-04		Arnason, Tyler	2009-10
	MacIntyre, Steve	2003-05		Hagelin, Carl	2010-11
	Bahensky, Zdenek	2006-07		Pyett, Logan	2012-13
	Constant, Ryan	2007-08		Latta, Nick	2013-14
	LeNeveu, David	2007-08, 2013-14		Haggerty, Ryan	2014-15
	DiDionete, Devin	2008-09		Beleskey, Matt	2017-18
	Labrie, Hubert	2017-18	40	Valiquette, Steve	2003-05, 2006-07, 2009-10
33	Brown, Jeff	1998-99		Christensen, Erik	2011-12
	Hnilicka, Milan	1999-2000		Stajcer, Scott	2012-14
	Labarbera, Jason	2000-01	41	Meyer, Scott	2003-04
	Myrvold, Anders	2001-02		Ortmeyer, Jed	2004-05, 2006-07
	MacLean, Cail	2001-02		Nightingale, Jared	2007-08
	MacIsaac, Dave	2001-02		Schepke, Matt	2008-09
	Karpa, Dave	2002-03		Hrivik, Marek	2011-12
	Rawlyk, Rory	2003-04		Bickel, Stu	2013-14
	Kondratiev, Maxim	2005-06		Beck, Taylor	2016-17
	Talbot, Cameron	2009-14	42	State, Jeff	2003-04
	Malcolm, Jeff	2014-17		Reese, Dylan	2006-07
	Nell, Chris	2017-18		Anisimov, Artem	2007-09
34	Proskurnicki, Andrew	1997-98		Hoffman, Mike	2009-10
	Labarbera, Jason	2001-02		Kolarik, Chad	2010-13
	Dwyer, Gordie	2002-03		Zamorsky, Petr	2015-16
	Bast, Ryan	2002-03		Nicholls, Josh	2015-16
	Cuthbert, Ryan	2003-04		Smith, Brendan	2017-18
	Gherson, Robert	2005-06	43	Hay, Peter	2003-04
	Byers, Dane	2006-11		Tallari, Joe	2003-04
	Voros, Aaron	2011-12		Crowder, Paul	2008-09
35	Heil, Jeff	1997-98		Henley, Brent	2009-10
	Muzzatti, Jason	1997-98		Fast, T.J.	2011-12
	Cairns, Eric	1997-98		Catenacci, Dan	2016-17
	Whitmore, Kay	1998-99			
	Labbe, J-F.	1999-2001			
	Wandler, Bryce	2001-02			
	Labarbera, Jason	2002-05			
	Malcolm, Jeff	2013-14			
	Danis, Yann	2014-15			
	Jakaitis, Jeff	2017-18			

<u>No.</u>	<u>Player</u>	<u>Season(s)</u>
44	Cairns, Eric	1997-98
	Dawes, Nigel	2003-04
	Dubinsky, Brandon	2005-06
	Hollweg, Ryan	2004-06
	Korpikoski, Lauri	2006-07
	Ouellette, Mike	2007-09
	Schaeffer, Kevin	2009-10
	Wiebe, Shayne	2010-11
	Erixon, Tim	2011-12
	Palmieri, Nick	2012-13
	Johnson, Aaron	2013-14
	Spinell, Steve	2014-15
	Fogarty, Steven	2015-16
	Paliotta, Michael	2016-17
	Selleck, Eric	2017-18
	Salvaggio, Jason	2017-18
45	Stals, Juris	2002-03
	Kozak, Rick	2003-04
	Baranka, Ivan	2004-05
	Roche, Kenny	2006-07
	Taylor, Mike	2007-08
	Zaborsky, Tomas	2008-09
	Asham, Arron	2013-14
	Walcott, Daniel	2014-15
	Hellberg, Magnus	2015-17
46	Rawlyk, Rory	2004-05
	Smith, Kenny	2006-07
	Owens, Jordan	2006-10, 2011-12
47	Falardeau, Lee	2005-06
	Pyatt, Tommy	2006-09
	Soryal, Justin	2010-11
	Saponari, Vinny	2014-15
48	Girardi, Daniel	2005-07
	Zaborsky, Tomas	2007-08
	Urquhart, David	2008-09
	McKelvie, Chris	2009-10
	McIlrath, Dylan	2010-11
	Vernace, Mike	2011-13
	Stamler, Bretton	2013-14
	Klingberg, Carl	2014-15
49	Constant, Ryan	2007-08
	Stich, David	2008-09
	Heikkinen, Ilkka	2009-10
	Yogan, Andrew	2010-11
	Nicholls, Josh	2014-15
	Andersson, Calle	2015-17
	Noonan, Garrett	2016-17
50	Jamtin, Andreas	2008-09
51	Gillies, Trevor	2004-05
	Petruzalek, Jakub	2006-07
	Barnes, Joe	2008-09
	Baker, Justin	2013-14
	Glass, Tanner	2016-17
	Bereglafov, Alexei	2017-18
	Zborovskiy, Sergey	2017-18
55	Tyutin, Fedor	2004-05
	Kundratek, Tomas	2008-09
	Williams, Nigel	2009-11
	Thuresson, Andreas	2011-12
	Summers, Chris	2014-17
	Sproul, Ryan	2017-18
56	Berube, Mike	2009-10
	Brouillette, Julien	2009-10
57	Balej, Jozef	2004-05
58	Chappell, Chris	2009-10
59	Carroll, Andrew	2009-10
	Pedrie, Vince	2017-18
61	Lee, Mark	2006-08
	Bouchard, Francois	2011-12
62	Wiikman, Miika	2007-10
63	Ford, Matthew	2008-09
67	DeSalvo, Dan	2017-18
70	Skapski, Mackenzie	2014-17

<u>No.</u>	<u>Player</u>	<u>Season(s)</u>
71	Pock, Thomas	2007-08
	Baldwin, Lee	2011-12
	Oksanen, Ahti	2016-17
	Catenacci, Dan	2017-18
72	Chytil, Filip	2017-18
73	Puempel, Matt	2017-18
	Bergin, Desmond	2017-18
74	Tarnasky, Nick	2014-16
77	DeAngelo, Anthony	2017-18
78	Aliu, Akim	2013-14
79	Mitchell, John	2010-12
81	Fedorov, Fedor	2005-06
	Hossa, Marcel	2007-08
84	Locke, Corey	2009-10
	Kundratek, Tomas	2010-12
86	Wolski, Wojtek	2011-12
87	Brashear, Donald	2009-10
88	Nejezchleb, Richard	2015-16
	Joly, Michael	2016-17
89	Buchnevich, Pavel	2016-17
90	Tessier, Kelsey	2010-13
91	Grachev, Evgeny	2010-11
	Dupont, Brodie	2013-14
92	Thomas, Christian	2012-13
95	Lettieri, Vinni	2017-18
96	Kovacs, Robin	2016-17
97	Gilroy, Matt	2009-10, 2012-13

DNP Bailey, Scott
Ceresnak, Peter
Clarke, Brian
Connolly, Brendan
Dodero, Charlie
Fielding, Drew
Gallant, Andrew
Gaulton, Mitch
Glass, Trevor
Goodrow, Barclay
Gray, Scott
Hill, Jeff
Hince, Bryan
Hobbs, Danny
Horak, Roman
Johnston, Jordie
King, Chris
Kveton, David
Leggatt, Brett
Loverock, Andrew
MacDonald, Franklin
MacDonald, Ryan
Mastromarino, Lou
Niedert, Nick
Piche, Sebastien
Shocket, Ari
Siklenka, Mike
Smith, Bruce
Valley, Mike
Weninger, David
Wilkinson, Derek
Worrell, Peter



Carl Hagelin

HISTORY OF THE HARTFORD WOLF PACK

Born in the summer of 1997, the Hartford Wolf Pack has firmly established itself as one of the premier franchises in the American Hockey League, professional hockey's top player-development league.

Only seven current AHL franchises have continuously operated in the same city longer than the Wolf Pack have existed in Hartford.

The Wolf Pack are the top player-development affiliate of the NHL's New York Rangers, and play at the XL Center, managed by Global Spectrum and the former home of the Hartford Whalers of the NHL and the New England Whalers of the World Hockey Association. The Pack joined the AHL for the 1997-98 season, after Madison Square Garden Corporation (MSG) bought the old Binghamton Rangers franchise and moved it to Hartford.

The Wolf Pack were a success right from the beginning, packing 12,934 fans into the Civic Center for their first-ever home game October 4, 1997 and finishing that season with 99 points under General Manager Don Maloney and Head Coach E.J. McGuire. The club kept its roll going into the postseason, knocking off in-state rival



E.J. McGuire, the Wolf Pack's first head coach

New Haven in the first round and coming from 3-2 down in the second round to oust Worcester in seven games. Unfortunately for Hartford, they lost their captain and inspirational leader, Ken Gernander, to a pulmonary embolism in the Conference Finals against Saint John. The series was tied at a game apiece when Gernander went down, and the Flames came down to Connecticut and swept three straight contests to advance to the Finals.

the rest of the year, however, and the club finished at 35-31-6-5 for 83 points, the only time in the first five years of Wolf Pack history that the team did not hit the 40-win mark. The Pack closed the regular season on a roll, though, victorious in their last four games, and finished a solid second in the New England Division. Hartford swept close geographical rival Springfield in the first round of the playoffs, setting up a battle with the Providence Bruins, the regular-season champions, who had rolled up 56 wins and 120 points during the regular year. The Bruins would keep their magic going against the Wolf Pack with a four-game sweep, but with a few breaks, the Pack could easily have derailed the Providence express. Two of the games went to overtime (one a double-overtime marathon), one other was a one-goal decision and the fourth was a two-goal verdict.

Heading into the 1999-2000 campaign, the organization made a change behind the bench, bringing in veteran mentor John Paddock to guide the Wolf Pack. Upon joining the Pack, Paddock already had two Calder Cup championships on his resume, and he would enjoy another great season in his first year in Hartford. The Wolf Pack got out of the gate quickly again, and then got even hotter for the stretch run. The club would put together a stretch in which it lost only five out of 33 games (26-5-2), before clinching first-place overall on

The next season, 1998-99, saw the Wolf Pack get off to an excellent start, winning their first four games and 10 of their first 14. The wins did not come as easily for

The next season, 1998-99, saw the Wolf Pack get off to an excellent start, winning their first four games and 10 of their first 14. The wins did not come as easily for



Terry Virtue

April 5th. The final record of 49-22-7-2 for 107 points would send Hartford into the Calder Cup playoffs as the league's top seed, and position them well for a long run.

The dream season nearly ended with a thud in the first round against Springfield, as the upstart Falcons grabbed a two-games-to-one lead in the best-of-five series. The Wolf Pack recovered, though, and battled through two elimination games to move on. The Worcester IceCats went down in five games in the second round, and that set up a classic rematch with Providence in the Conference Finals. Again, the Pack found themselves with their backs against the wall, down three-games-to-one in the series against the defending champs, and 2-0 late in the second period of Game Five. They fashioned a stirring comeback, however, in the third period of Game Five, and then won Game Six in Providence (snapping the Bruins' 16-game home postseason winning streak), setting the stage for a winner-take-all matchup that lived up to all expectations. Forced to come from behind again, the Wolf Pack found themselves down 2-1 in the third period, in front of a crowd of 10,623 at the Civic Center. The Pack forced overtime with a goal just prior to the halfway point of the third, and then sent the crowd into ecstasy with a goal by Terry Virtue (a former Bruin), which deflected off of ex-Wolf Pack Peter Ferraro, the first playoff overtime tally in the history of the franchise.

After that emotional high, the Wolf Pack had to come back down to earth for the Calder Cup Finals, and their opponent was a Rochester Americans team that was second only to the Wolf Pack in regular season points, with 104. The Pack's momentum was not to be stopped at that point, though. The teams split the first four games, but Hartford took control with a 3-0 victory at home in Game Five, and then blitzed the Amerks with three first-period goals in Game Six. By the time the final buzzer sounded at the Blue Cross Arena in Rochester, the Pack had won comfortably by a score of 4-1 and had brought Hartford its first-ever pro sports championship.

It would be a difficult task to match that triumph, but the Wolf Pack followed up with another solid season in 2000-01, with Al Coates as the team's new Vice-President and General Manager. The Pack ended up 14 games over .500 and second only to league regular-season-champion Worcester in the New England Division. Once again, the club finished strongly, going 4-1-0-1 in the final six games of the regular season, but this time the positive results would not carry over into the postseason. The opening round would be another battle in the rivalry with Providence, and after winning the first two games at home, the Wolf Pack would have the tables turned on them. The Bruins battled back from a 3-1 deficit to win Game Three, and then would squeak out one-goal victories in Games Four and Five to triumph in the series. That marked the first time in their history that the Pack failed to get by the first round of the playoffs.

The Wolf Pack came back for the 2001-02 campaign and once again were strong in the regular season. The first 30 games were unremarkable, producing a 13-13-4 mark, but right after Christmas, the team took off. Led by the scoring exploits of the likes of Rico Fata and Jamie Lundmark and the puck-moving prowess of Mike Mottau, the Wolf Pack reeled off a 7-1-1-1 streak to get into the thick of the hunt for a division championship. Then in February and March, the Pack went more than a month without losing a game in regulation, ultimately losing out on the overall points championship on the final day of the regular season.

The playoffs carried plenty of excitement as well, with the Pack getting by Manchester in the first round by the slimmest of margins. The Wolf Pack fought off elimination after going down two-games-to-one in the best-of-five series, and the decisive Game Five at the Civic Center went into double-overtime. It took a goal by defenseman Marty Wilford (the first double-overtime tally in franchise annals) nearly halfway through the second extra session to sink the Monarchs. The Pack's luck ran out, however, in the second round against Hamilton. They won another double-OT contest (on another score by Wilford) to earn a split of the first two games, but then the Bulldogs reeled off three straight victories at home to deny the Pack another shot at the Conference Finals.

2002-03 was a season of change for the Wolf Pack, and the newness began in the coach's office. The Rangers replaced Paddock and Busniuk with Ryan McGill as head coach and Nick Fotiu as his assistant. McGill



(l-r): Mike Busniuk, John Paddock and Wolf Pack General Manager Don Maloney celebrate with the 2000 Calder Cup

was fresh off a victory in the Memorial Cup with the Kootenay Ice of the Western Hockey League, and Fotiu a former long-time Ranger and Hartford Whaler. The cast of characters on the ice was largely new as well, and the new crew meshed well in the early season. After going 12-6-4-2 in their first 24 games, though, the club started to experience some difficulties. A rash of injuries in both Hartford and New York impacted the Wolf Pack's lineup, and the parent club was able to pick up some marquee players in trades by surrendering some individuals who had been part of the Pack's core. Still, McGill and Co. kept the ship sailing straight, and Hartford again made the



Ryan McGill (right) and Nick Fotiu behind the Wolf Pack bench

AHL's postseason. This time, though, it was in a best-of-three qualifying-round series, and their opponent was a scrappy Springfield Falcon club. The Wolf Pack knew that there was little margin for error in such a short series, but they still found themselves playing from behind when they could least afford to. After falling behind 3-0 in back-to-back contests, the Pack dominated the late going of both games but could not climb all the way back. They were stunned to find their postseason over almost before it began.

That spring brought further personnel shuffling, as Coates moved on to a position with the Anaheim Mighty Ducks as Senior Vice-President of Business Operations. Jim Schoenfeld, a veteran of nearly 600 games as an NHL coach and over 700 contests as a player, took over as Wolf Pack G.M. after a year as an

assistant coach with the Rangers. The combination of Schoenfeld in the executive chair and McGill and Fotiu back for a second season behind the bench proved to be potent, as the Pack reeled off a season that nearly equaled the lofty heights reached by the 1999-2000 squad.

The team got off to an outstanding start, going 8-0-3-1 in its first 12 games, and despite being hit by an avalanche of recalls for most of the season, consistently stayed atop the Atlantic Division. In contrast to the previous year, the team was hardly an offensive juggernaut, with Chad Wiseman's 25 goals and 52 points topping the players who spent the bulk of the year with the Pack. Defensively, though, the team was a world-beater, led by an unlikely hero in goaltender Jason LaBarbera. A fourth-year pro who had spent much of his first two years in the ECHL and had never been a number-one man in the AHL until late in 2002-03, LaBarbera was slated to battle for the backup job in Hartford until 2001 Ranger first-round pick Dan Blackburn suffered a shoulder injury during offseason workouts. LaBarbera seized the opportunity and not only provided the Pack with a reliable go-to guy in net, but turned in a record-setting season.

No AHL backstop in the previous 67 years of league play had registered more than nine shutouts in a season, and LaBarbera surpassed that in mid-February. He finished with 13 whitewashes, to go along with 34 wins, a 1.59 goals-against average and a 93.6% save percentage, all new franchise records. That earned the former Western Hockey Leaguer AHL MVP honors, plus the Baz Bastien Trophy as



Jason LaBarbera set an AHL record with 13 shutouts for the 2003-04 Wolf Pack

the league's top goaltender.

A flurry of trade-deadline moves by the Rangers helped round out the Wolf Pack's roster for the playoffs, and one acquisition, winger Jozef Balej, proved to be particularly key. He played in only five regular season games for the Pack, but established himself as the team's top offensive force in the postseason. The Slovakian import would score nine goals, including four game-winners, and add seven assists for 16 points in 16 playoff contests, as the Wolf Pack treated the fans of Hartford to another exciting playoff run.

The club finished the regular season 7-2-1 in their last 10 regular season tilts to amass 44 wins and 102 points and grab the top seed in the Eastern Conference. They fairly breezed through the first two rounds, losing only one of nine games on the way to ousting Portland and Worcester. After a second-round sweep over the IceCats, the Pack had a 12-day layoff before the beginning of their Conference Final matchup with Wilkes-Barre/Scranton, and the club could never quite regain its previous sharpness.

The series with the Penguins still turned out to be a classic, though, the third seven-gamer in Wolf Pack history. The two teams split the first two games in Wilkes-Barre, and then the Pack took a two-games-to-one lead with a 3-2 home win in Game Three. The Penguins rebounded to win Game Four, 5-4, and then took the next contest 3-2 in overtime, forcing the Wolf Pack into a must-win situation on the road in Game Six. This time it was the Pack's turn to fight back, as they disappointed a sellout crowd at the Wachovia Arena in Wilkes-Barre with a 4-1 victory, setting up a climactic Game Seven, the very next night at the Hartford Civic Center. While the Wolf Pack had won their first two trips to Game Seven in team history, they were not so lucky this time. The game was scoreless through the first two periods, before the two clubs traded goals within a span of 1:49 near the midpoint of the third. The tension mounted as the contest headed into sudden-death, and as so often happens, the winner came out of nowhere on a seemingly innocent play. Wilkes-Barre/Scranton's Colby Armstrong intercepted a Wolf Pack clearing attempt along the boards and simply threw it at the net. Matt Murley, with his back to the cage, deflected the heave and it eluded a stunned LaBarbera, sending the Penguins to the Calder Cup Finals and the Wolf Pack to a summer of pride about an excellent season, but also of disappointment in not achieving their final goal.

The next year, 2004-05, was a strange one for the whole hockey world, as the NHL lockout wiped out the entire season at the top level. Most teams, including the Wolf Pack, were strengthened by having players on their teams who would probably have stayed in the NHL if that league had been playing, and as a consequence the level of play in the American League was extremely high. No club was better than the Pack in the early going, as Ryan McGill's crew burst out of the gate with a franchise-record nine consecutive wins. The team slowed down somewhat after that, but still put together a tremendous regular season, finishing with a franchise-record 50 wins and 106 standings points. That was only good for second place in the Atlantic Division standings, however, as the Manchester Monarchs were even more successful, with 51 wins and 110 points. The most clear illustration of the strength of the league, however, was how the postseason played out. The Wolf Pack and Monarchs were among



Ken Gernander has served the Wolf Pack as captain, assistant coach and head coach

four 100-point teams to fail to make it out of the first round. The Pack were knocked out by a Lowell Lock Monster club that had a 100-point season of its own and came back to win three games in a row in the Division Semifinal matchup, after the Wolf Pack had taken two of the first three.

With their 50-win season in 2004-05, the Pack finished the campaign with a .606 all-time winning percentage and the most total wins of any AHL club during the eight years that the Wolf Pack had been in the league.

The Pack began a new era in July of 2005, as Jim Schoenfeld added head-coaching duties to his title, and two new assistant coaches were brought on board. One of the new lieutenants was the long-time pillar of the franchise, Ken

Gernander, who retired from his playing career as the Wolf Pack's all-time leading scorer and as the AHL's record-holder in the category of most career playoff games-played. The other was Ulf Samuelsson, who began his 16-year

NHL run with seven seasons in a Hartford Whaler uniform, went on to win two Stanley Cups with Pittsburgh, and spent four years with the Rangers.

The new coaching staff shepherded an extremely young team that was without the veteran goaltending that had backboned the previous two Wolf Pack clubs. Several of the fresh faces proved to be more than ready for AHL competition, however, and once again the Pack would be among the elite teams in the league. A young line of Dwight Helminen centering Nigel Dawes and Colby Genoway would combine for 93 goals on the season, and defenseman Thomas Pöck would set franchise records for points (61), goals (15) and assists (46) by a blueliner. Finnish import Jarkko Immonen touched up the AHL for 30 tallies and 70 points, and netminder Al Montoya, the sixth overall pick in the 2004 NHL Draft by the Rangers, racked up 23 wins. Alexandre Giroux, a relative graybeard at the ripe old age of 24, posted career highs of 36 goals and 67 points, and Brad Smyth made a late-season return to the Wolf Pack and the scene of so many of his triumphs, via a loan deal with the L.A. Kings.

The Pack spent most of the season chasing a powerful Portland Pirate squad for the top spot in the Atlantic Division, and they were never able to run the Pirates down. They did, however, run up outstanding totals of 48 wins and 104 points, and entered the playoffs a solid second in the Atlantic.

Their first-round opponent in 2005-06 was Manchester, which had finished 11 points behind the Wolf Pack in the regular season. The series was an entertaining, back-and-forth affair, although it started out with a defensive battle, a 1-0 Manchester victory in Hartford. The Pack came back with a 3-2 overtime win in Game Two, but fell behind 5-2 in the third period of Game Three in Manchester. Schoenfeld's troops then staged a furious rally, scoring three times to tie the score and force another extra session. The contest ended up being extended into a second overtime, before the Monarchs finally triumphed.

The momentum shifted again in Game Four, as the Wolf Pack dominated on the road from start to finish on the way to a 7-0 laugher. Things then got even wilder in Game Five back in Hartford. The Pack rolled to a 4-0 lead in the game's first 14 minutes, and led 4-1 when Montoya suffered what would turn out to be a season-ending shoulder injury. The Monarchs stormed back against reliever Robert Gherson, tying the game at four before the 11:00 mark of the second. The Wolf Pack broke back to jump out front by a 6-4 count, but the third period belonged to Manchester. The Monarchs put up a four-spot against Gherson in the third, charging to an improbable 8-6 victory and a 3-2 lead in the series.

Needing a spark for Game Six on the road, the Wolf Pack turned to first-year goalie Chris Holt, who had seen action in only nine AHL games during the regular season, and all of one since November. True to the script of the series, Holt came up with a gem of a performance and the Wolf Pack forced a seventh game with a 3-1 win. Holt carried his solid play over into the deciding game, and the Wolf Pack raised their all-time record in Game Sevens to 3-1 with a tight 2-1 victory.

That set up a showdown with the regular season division champion Pirates, and though the Wolf Pack continued to battle valiantly, they did not have enough to get past the top seed. The two clubs split two games in Hartford to open the series, and then, due to scheduling difficulties, the Pack faced four straight games in Portland. They were able to get as far as a sixth game, but ran out of gas in overtime of that encounter, losing by a count of 5-4, one goal short of forcing another Game Seven, which would have been back at the Hartford Civic Center.

The Pack led into their 10th-anniversary 2006-07 season with another change to the coaching staff, as Ulf Samuelsson returned to the NHL ranks as an assistant with the Phoenix Coyotes. Moving into his slot alongside fellow assistant Ken Gernander was former long-time NHL defenseman J.J. Daigneault.

That 2006-07 campaign saw the Wolf Pack get off to an uncharacteristically slow start. Plagued by scoring difficulties, a team that was even younger than the previous year's edition won only one of its first seven games and



Chris Holt came out of the press box to help the Wolf Pack win a first-round series against Manchester in 2006

five of its first seventeen. Around Thanksgiving weekend, however, rookie Ryan Callahan began to emerge as an offensive force, and the Pack started to turn games that had been one-goal losses into tight wins. Callahan reeled off a team-record eight-game goal-scoring streak from late November through mid-December, and a five-game winning skein for the team started Jim Schoenfeld's club on a steady rise.



Ryan Callahan was a sparkplug for the Wolf Pack prior to moving on to become the captain of the New York Rangers

The Wolf Pack were still in last place in the Atlantic Division as late as the Christmas holiday, but starting New Year's Eve they strung together a 12-1-1-0 run. That hot streak catapulted them all the way from the division basement to contending for first place.

Callahan would continue sniping goals at a regular clip, and even notched the game-winning goal for the Planet USA side in the 2007 AHL All-Star game in Toronto, with only three seconds left in the annual showcase contest. Just prior to the All-Star Classic, Callahan's Wolf Pack teammate, and ex-Junior teammate, defenseman Dan Girardi, who was to have opposed him for the Canadian team, would earn a callup to the Rangers that would last the rest of the season. Callahan would join him just over a month later, and those two youngsters would make strong contributions to the parent club's playoff push, and to the first Ranger playoff series triumph since 1997.

Even with losing those two key young stalwarts, though, the Wolf Pack's confidence was not shaken. Fellow young guns like Nigel Dawes, Brandon Dubinsky, Dane Byers, Lauri Korpikoski and others were able to ensure that the team sustained the momentum it had built since the turn of the new year. The Pack finished the regular season with only three regulation losses in their last 12 games (8-3-0-1) and compiled another glittering record, ending up 47-29-3-1 for 98 points and in second place in the Atlantic.

The playoffs began with yet another exciting series that went the limit, but this time the Wolf Pack would find themselves on the wrong end. The matchup was with their Rhode Island arch-rivals the Providence Bruins, the fourth all-time playoff meeting between the two clubs but the first since 2001.

The Pack and Bruins split the first two games in Hartford, sending the series to Providence for three straight. The Wolf Pack had been dynamite on the road all year, going 25-15-0 during the regular season, and they carried that over into the postseason. The Pack won two of the three games in Providence, including a 1-0 shutout in Game Five that gave them two chances to win the series at home. The Bruins, however, would dig deep and shrug off that seemingly bleak set of circumstances. The visitors captured Game Six rather easily, 5-2, and then managed to pull off a victory in the deciding Game Seven as well, squeaking by the Wolf Pack by a margin of 5-4 despite being outshot in the game by a count of 44-21.

Despite the first-round disappointment, it was a very successful developmental year for the Pack and the Rangers organization. Callahan became the first Wolf Pack forward to earn AHL All-Rookie honors, Dubinsky and Immonen both cracked the 20-goal mark, defensemen



Andrew Hutchinson

like Dave Liffiton, Ivan Baranka and Corey Potter made big strides, and Montoya had another strong campaign, winning 27 games, posting six shutouts and finishing fifth in the AHL in goals-against average (2.30).

The Wolf Pack's launching of its second decade of play in the AHL came with franchise icon Ken Gernander advancing to another new level of identification with the team.

The parent Rangers named Jim Schoenfeld their assistant general manager, player personnel July 23, 2007, and that opened the door for Gernander to assume the Wolf Pack head-coaching reins, after two seasons as an assistant to Schoenfeld. Daigneault was back for a second year as a Pack assistant, and the organization moved Pat Boller from the Ranger staff to Hartford as a second assistant to Gernander.

The transition sparked the Wolf Pack to another dominating season in 2007-08, as veteran defenseman Andrew Hutchinson (named in January to captain the team), led the Pack to a team-record 110 standings points and a franchise record-tying 50 victories. Only the brilliance of the division-rival Bruins, who steamrolled to 55 wins and 117 points, kept the Wolf Pack from being the top team in the Eastern Conference.

Hutchinson, a full-time NHL'er the previous two campaigns, posted the best season ever by a Wolf Pack defenseman and became the first Pack blueliner to capture the Eddie Shore Award, given to the AHL's top D-man. Hutchinson led league defenders in points, with 64, and assists, with 46, and set Wolf Pack team records for points and goals (18) by a defenseman. The sixth-year pro also notched the first-ever hat trick, and five-point game, by a Pack blueliner.

Hutchinson's defense partner for most of the season, and fellow former Michigan State University Spartan, Potter, also had a great year, going +33, the best single-season plus/minus figure in Wolf Pack history. Top-notch offensive threat P.A. Parenteau, too, was a key cog, as he registered the fourth-most points in the AHL with 84.

For the second straight season, however, the Wolf Pack were unable to make their way out of the first round of the postseason, and for the second time in three years, it was Kevin Dineen and the Portland Pirates who frustrated the Pack.

The Wolf Pack captured Game One of the best-of-seven series, 3-1 at home, but then dropped four straight one-goal games, a longer losing streak than they had suffered all regular season.

The Pirates would go on to prove that series win was no fluke, as they ousted the regular-season league-champion Bruins in six games in the second round, but the Wolf Pack were left to ponder a quick and vexing end to what had been one of the most positive seasons in a long run of success.

The second year behind the bench for the coaching trio of Gernander, Daigneault and Boller, the 2008-09 campaign, saw the Wolf Pack capture the Atlantic Division title, the third division crown in team history. The Pack also made the Calder Cup playoffs for the 12th time in 12 seasons in 2008-09, the longest active such streak in the AHL. Once again, though, the club could not get past the first-round playoff hurdle.

Led by the goaltending of Matt Zaba, who went 14-3-0 in his last 17 regular-season appearances after spending much of the first half as a little-used backup, and the offense of Parenteau, who earned First-Team AHL All-Star honors for the first time in his career, the Wolf Pack roared down the stretch. The club played .800 hockey in the season's last 25 games, going 19-4-1-1, the best record in the league over that span.

After salting away the division championship, the Wolf Pack won the first two games of their first-round series against the Worcester Sharks. Their fortunes, however, took a downturn in Game Three, which they lost 3-2 in double overtime, and never went back on the upswing. That was the first of four straight losses, and the Sharks would go on to win the first-ever playoff meeting between the two New England rivals, in a significant upset.

The next season, 2009-10, proved to be an "Unlucky 13th" year for the Wolf Pack.

For the first time in team history, the Wolf Pack would miss the postseason in 2009-10, ending the longest active streak of consecutive playoff appearances in the AHL.

Corey Locke's 2009-10 campaign was one of the most productive individual performances ever by a Wolf Pack player, as the sixth-year pro totaled a career-high 85 points and 31 goals in 76 games. Those 85 points were the second-most ever by a Pack player who had garnered all of his points in a season with the Wolf Pack, and were good for third overall in the league. Locke was named a Second-Team AHL All-Star in recognition of those efforts.

As a team, though, the Wolf Pack's season was derailed by a run of recalls and injuries that led to a 3-12-4-1 drought from late January through mid-March. The club recovered from that skid to win five of its last six games and eight of its last 11, most of that time missing Parenteau and veteran defenseman Anders Eriksson to recall, but it was not to be enough. The Pack finished over .500 for the 13th straight season, at 36-33-6-5 for 83 points, but fell three points short of the last playoff spot in the Eastern Conference.

That 2009-10 season also turned out to be the end of the first era of the Wolf Pack name. The club was re-christened the Connecticut Whale in November of 2010, after its business operations were taken over by Whalers Sports & Entertainment, a group led by Howard Baldwin, the man responsible for first bringing pro hockey to Hartford with the World Hockey Association's Whalers in the early 1970s.



The team actually started 2010-11 still under the Wolf Pack banner, before a re-branding ceremony on November 27 in front of a crowd of 13,089, the second-largest XL Center gathering in team history. The newly-named Whale won that game, 3-2 in a shootout, over Bridgeport, starting a 12-1-0-2 run that put Connecticut into the thick of the Eastern Conference playoff race.

Another highlight of that 2010-11 campaign was the "Whale Bowl", the second outdoor game in the history of the AHL, played between the Whale and the arch-rival Providence Bruins February 19 at Rentschler Field in East

Hartford, CT, the home of UConn Husky football. That event, the highlight of a two-week outdoor hockey festival at Rentschler, was attended by a crowd of 21,673, at that time the largest single-game AHL attendance ever.

Buoyed by the goaltending of Dov Grumet-Morris, who started 17 of the last 27 games after spending much of the first two-thirds of the season in the ECHL, the Whale grabbed third place in the Atlantic Division with a record of 40-32-2-6 for 88 points. Once again, however, the first round of the playoffs proved too high a hurdle to leap, as division-champion Portland got by the Whale in six games.

That opening-round drought was finally snapped, after four straight first-round ousters, in the Whale's 15th season of play, and first full season under the Whale name, 2011-12. A balanced Whale team finished second only to Bridgeport in the new Northeast Division, trailing their in-state rivals by five points, and the AHL's switch to a conference-based playoff format pitted the sixth-seeded Whale against the third-seed Sound Tigers in a best-of-five first round series.

It was the first-ever postseason meeting between the two Nutmeg State teams, and the Whale would ruin the fine season enjoyed by the Sound Tigers and rookie head coach Brent Thompson, a former Wolf Pack defenseman, by throwing a thick blanket over the Bridgeport attack and pulling an upset.

Not that the Sound Tigers didn't have enough opportunities—they averaged 43 shots per game in the three-game series—but they struggled mightily to solve Whale netminder Cam Talbot. Talbot, who had been the backup to Chad Johnson for most of the year, took hold of the number-one job late in the regular season and carried strong momentum over into the playoffs. He totally frustrated the Sound Tigers in the first two games of the series, becoming the first goaltender in franchise history to post a shutout in his first career pro playoff start (a 42-save performance in Game One) and also the first to ring up back-to-back postseason shutouts after stopping another 41 in Game Two, leading the Whale to a pair of 3-0 road wins. The Whale would never trail in the series, as they completed the sweep with a 4-3 overtime win at home in Game Three, giving the club its first playoff series win since 2006.



Cam Talbot

Connecticut was not able to pull a second straight upset in the next round, as the Norfolk Admirals, a regular-season juggernaut that put together a league-record 28-game winning streak on the way to a regular-season title, knocked off the Whale in a six-game series. That was the toughest test the Admirals underwent in what would turn out to be a championship run, though, as the two teams split the first two games and the deciding Game Six in

Norfolk went to overtime. The Calder Cup-winning Admirals didn't lose more than one game in any of their other series', and swept the last two rounds after getting by the Whale.

Talbot remained strong in the second round, finishing the Whale's postseason run with a stellar 93.9% save percentage and a 2.10 goals-against average. Another big surprise was the play of Marek Hrivik, who was a virtual unknown when he joined the Whale March 31 from the Quebec Major Junior Hockey League. Hrivik led Connecticut in postseason goals with five and tied for the team lead in points with nine.

The end of the 2011-12 season marked the close of the Whalers Sports & Entertainment era, but AEG Management CT, which had handled the team's business operations from 2007 until the arrival of WSE in 2010, once again assumed the business stewardship in July of 2012. That brought the management of the team and the XL Center back under the same umbrella, with the Rangers continuing to run the hockey operation, as they had throughout the history of the franchise.

The 2012-13 campaign was the franchise's second season to be affected by an NHL labor dispute, as a lockout pushed the start of the NHL season back into mid-January. The Whale also had its first change to the coaching staff in five years, as Daigneault moved on from his assistant's post to an assistant-coaching job with the Montreal Canadiens. Replacing Daigneault on the Whale staff was former long-time Ranger defenseman, and four-time Stanley Cup-winner, Jeff Beukeboom.

Prior to the end of the lockout, the Whale experienced some difficulties, winning only 12 of their first 30 games, but once the NHL year got going, coincidentally so did the Whale. In a span of 38 games from January 4 through April 6, Gernander's team played at a .658 clip, going 22-10-3-3. That elevated the Whale from last place in the Eastern Conference all the way up to seventh, and a 15th playoff berth in 16 seasons seemed within the team's grasp.



Unfortunately for Connecticut, though, things went off track in the final two weeks of the regular season, as the club went 0-5-1-0 in its last six games. As it would turn out, just one win in those six games would have nailed down a playoff spot for the Whale, but failing to get that one victory left the team on the outside looking in, just two points behind Hershey, which captured the conference's eighth and final playoff berth.

More transition would come the franchise's way shortly after the end of the 2012-13 campaign as well. After one season of the team's being back under the management of AEG, Global Spectrum would take over control of the XL Center, and along with it the business operation of the hockey club. In conjunction with that, MSG and Global Spectrum revived the Wolf Pack identity, changing the team nickname back to the Wolf Pack label that had defined it for the first 13 years of its existence in Hartford.

In stark contrast to the previous year, the 2013-14 Wolf Pack season would feature a terrific start and a great finish, but a lack of success in the interim would put the club outside of the playoff picture for a second straight year.

The Pack went 5-0-0-1 in the first six games of 2013-14, but then lost Talbot to an NHL recall. Happily, Talbot seized the opportunity with both hands, going 12-6-1 in his first crack at the top level, with an outstanding 1.64 goals-against average and 94.1% save percentage, but the loss of his steady hand proved to be devastating to the Wolf Pack.

From November 1 through January 12, the Wolf Pack won only four of 26 games, falling into last place overall in the AHL. The reacquisition of Grumet-Morris and the addition of fellow veteran goaltender David LeNeveu, and the acquisition of skilled centerman T.J. Hensick, helped to steady the ship, and the Wolf Pack were one of the league's better teams from late January on. The club made a huge push in the last eight weeks of the regular season, going 18-6-1-0 in the final 25 games, the fourth-best mark in the AHL over that time, but the hole proved too large to climb out of. The Pack finished 37-32-1-6 for 81 points, continuing the franchise's streak of never having had a sub-.500 season, but fell nine points short of a playoff berth in the Eastern Conference.

After the first back-to-back non-playoff years in franchise history, another good late-season push returned the Wolf Pack to the postseason in 2014-15, and the club made its best playoff run in over a decade.

As late as mid-March, the 2014-15 Wolf Pack were in ninth place in the conference and on the outside of the playoff picture looking in, but the club went on to go 13-3-0-1 in the last 17 games of the regular season. That not only vaulted the Pack into a playoff spot, but allowed the team to capture the Northeast Division title, the fourth division championship in club history, with a record of 43-24-5-4 for 95 points.



Chris Bourque

11th-year pro went 8-1-1 in his last ten regular-season starts and carried the ball in 14 of the club's 15 playoff games. Another seasoned pro, three-time Calder Cup-winner Chris Bourque, was a consistent force for the Wolf Pack throughout the season, playing alongside his younger brother Ryan. Chris Bourque scored a career-high 29 goals and had 66 points, good for fifth in the AHL and the highest total by a Wolf Pack player since 2009-10.

The 2015-16 Wolf Pack made a strong bid to duplicate the late-season surge by the 2014-15 club, but were unable to make their way into the postseason. The Pack were in last place in the Atlantic Division as of early January 2016, before going 27-13-1-0, a .671 clip, in the last 41 games of the season to finish 41-21-3-0 for 85 points. Unfortunately for Gernander and his squad, that put them two points behind Bridgeport for the last playoff spot in the Eastern Conference.

The biggest factor in the solid finish was the play of goaltender Magnus Hellberg, a summer 2015 trade acquisition by the Rangers from Nashville. The fourth-year Swedish import won 30 games on the season, good for third in the AHL, the third-most in franchise history and the most by any Wolf Pack goaltender other than Jason LaBarbera.

The 2016-17 season marked the Wolf Pack's 20th anniversary campaign as an AHL franchise, but unfortunately there did not turn out to be much on-ice cause for celebration. After winning three of its first five games, the club went 0-6-2-0 in the next eight and won only four of its next 20, and there was no second-half surge this time. The final tally was a mark of 24-46-4-2 for 54 points, the first sub-.500 finish in the history of the franchise. The Wolf Pack finished last overall in the AHL, in what would turn out to be Ken Gernander's last of ten seasons as head coach, and the last of 14 as GM for Jim Schoenfeld, who relinquished the Wolf Pack GM's role after the season to Connecticut native Chris Drury, the former Ranger captain and Stanley Cup champion.

The roll continued after the end of the regular season, as the Wolf Pack prevailed in a best-of-five first-round playoff series against the Providence Bruins, winning Game Five at home in overtime, 3-2, on a goal by second-year defenseman Tommy Hughes. Then, in the second round, the Wolf Pack won a pair of OT games in Hershey against the East Division-champion Bears, and got a hat trick from Marek Hrivik in a home-ice clincher, a 6-3 win in Game Six.

That sent the Pack into the Conference Finals for the first time since 2004 and pitted them against the Manchester Monarchs, who finished first overall in the AHL during the regular season with 109 points. The Monarchs, as it turned out, were not to be denied, and won four close games to sweep the series from the Wolf Pack, on the way to an eventual Calder Cup title.

The play of veteran goaltender Yann Danis was an important cog in the Pack's excellent finish, as the



Magnus Hellberg

Despite the team's tough fortunes, there were some individual successes, most notably the breakout season enjoyed by Nicklas Jensen. A fifth-year pro who had been acquired by the Rangers in a trade with Vancouver in January of 2016, Jensen scored 32 goals in 2016-17, second-most in the AHL and only one off the league lead, the first 30-goal season by a Wolf Pack player since 2010-11.



Nicklas Jensen

Keith McCambridge took over as the new Wolf Pack bench boss for the 2017-18 season, elevated from his assistant-coach's role from the previous year. McCambridge's assistant was a new addition to the Wolf Pack coaching ranks, former long-time AHL defenseman Joe Mormina. Under their leadership, the club got back above the .500 mark in 2017-18, finishing 34-33-6-3 for 77 points and staying in playoff contention until the end of March. The team's leading scorer was Cole Schneider, a sixth-year pro and former University of Connecticut Husky, who totaled 50 points in 76 games, and Vinni Lettieri, a product of the University of Minnesota, had a fine rookie season, leading the team with 23 goals in 55 contests.

The 2017-18 campaign was a big one for organizational development as well, as multiple young players made the leap from the Wolf Pack to finish the season on the Ranger roster. Defensemen John Gilmour, a second-year pro, and Neal Pionk, a rookie out of the University of Minnesota-Duluth, made particularly strong impressions, and goaltender Alexandar Georgiev, in his first year in North America, had a solid ten-game stint with the parent club. Lettieri earned 19 games of NHL action, fellow forward Boo Nieves played 28 Ranger games, defenseman Anthony DeAngelo spent 32 games on the New York blue line, and teenagers Filip Chytil (nine NHL games) and Lias Andersson (seven NHL appearances) justified their first-round draft selections by moving seamlessly between the Wolf Pack and the Rangers.



Joe Mormina



Keith McCambridge

