



2018-2019



OFFICIAL GUIDE & RECORD BOOK

PREMIER 'AA' HOCKEY LEAGUE





CCMHOCKEY.COM/JETSPEED



BE A GAME CHANGER

SPEED AND RESPONSE

THE NEW JETSPEED STICK PROVIDES THE PUCK SPEED AND CONTROL YOU NEED WHEN THE GAME IS ON THE LINE. THE HYBRID KICK-POINT HELPS TO OPTIMIZE THE STICK'S RESPONSE WHEN LOADING YOUR SHOT, WHILE THE JETSTREAM BLADE PROVIDES A UNIQUE BLEND OF LIGHT WEIGHT FEEL AND CONTROL.

JETSPEED

CCM

MADE OF HOCKEY



2018-19 Official Guide & Record Book



Photo - Kevin Bires

ECHL
116 Village Blvd, Suite 230
Princeton, NJ 08540
Phone: (609) 452-0770
Fax: (609) 452-7147
Email: ECHL@ECHL.com
Web Site: ECHL.com
Twitter: [@ECHL](https://twitter.com/ECHL)

Cover Design by Kim Brooks

Table of Contents

Introduction	4
Welcome From ECHL Commissioner	6
Welcome From NHL Commissioner	7
Welcome From AHL President & CEO	8
ECHL Team Map	9
Teams of the ECHL	10
ECHL Alumni	11
ECHL Affiliates	14
GOVERNORS, ECHL OFFICE	
Board Of Governors	16
League Office Profiles	18
League Partners	27
TEAM INFORMATION	
Adirondack Thunder	29
Allen Americans	35
Atlanta Gladiators	41
Brampton Beast	47
Cincinnati Cyclones	53
Florida Everblades	59
Fort Wayne Komets	65
Greenville Swamp Rabbits	71
Idaho Steelheads	77
Indy Fuel	83
Jacksonville IceMen	89
Kalamazoo Wings	95
Kansas City Mavericks	101
Maine Mariners	107
Manchester Monarchs	111
Newfoundland Growlers	117
Norfolk Admirals	119
Orlando Solar Bears	125
Rapid City Rush	131
Reading Royals	137
South Carolina Stingrays	143
Toledo Walleye	149
Tulsa Oilers	155
Utah Grizzlies	161
Wheeling Nailers	167
Wichita Thunder	173
Worcester Railers	179
ECHL HISTORY & YEARS IN REVIEW	
ECHL History	186
2017-18	194
2016-17	199
2015-16	200
2014-15	201
2013-14	202
2012-13	203
2011-12	204
2010-11	205
2009-10	206
2008-09	207
2007-08	208
2006-07	209
2005-06	210
2004-05	211
2003-04	212
2002-03	213
2001-02	214
2000-01	215
1999-2000	216
1998-99	217
1997-98	218
1996-97	219
1995-96	220
1994-95	221
1993-94	222
1992-93	223
1991-92	224
1990-91	225
1988-89 and 1989-90	226
ECHL OFFICIALS	
Major Rule Changes	228
Ryan Birmingham Award	229
ECHL On-Ice Officials	230
ECHL AWARDS	
ECHL Hall Of Fame	232
Individual Awards	244
All-ECHL Teams	252
Weekly & Monthly Award Winners	259
ALL-TIME LEADERS	
Top 20 Lists	282
Top 10 Lists/30-Win Seasons	285
100-Point Scorers	286
50-Goal Scorers	287

RECORD BOOK

Team Records - Regular Season	289
Individual Records - Regular Season	300

ALL-TIME COACHING REGISTER

ECHL Regular Season Coaching Register	310
Regular Season Coaching Records	315
ECHL Postseason Coaching Register	316
Postseason Coaching Records	320

ATTENDANCE

Year-by-Year and Regular Season Games	322
Top 10 Lists	323
Postseason Records	324
Regular Season	326
Postseason	335

POSTSEASON

Patrick J. Kelly Cup	343
Jack Riley Cup	348
Championship Standings	350
Postseason Trophies	351
Team Postseason Records	353
Individual Postseason Records	362
Finals Team Records	366
Finals Individual Records	370
Top 20 Lists	374
Three-or-More Goal Games	377
Penalty Shots	378
Overtime Records	379
2018 Kelly Cup Playoffs	380
2018 Kelly Cup Playoffs Leaders	383
2017 Kelly Cup Playoffs	385
2016 Kelly Cup Playoffs	386
2015 Kelly Cup Playoffs	387
2014 Kelly Cup Playoffs	388
2013 Kelly Cup Playoffs	389
2012 Kelly Cup Playoffs	390
2011 Kelly Cup Playoffs	391
2010 Kelly Cup Playoffs	392
2009 Kelly Cup Playoffs	393
2008 Kelly Cup Playoffs	394
2007 Kelly Cup Playoffs	395
2006 Kelly Cup Playoffs	396
2005 Kelly Cup Playoffs	397
2004 Kelly Cup Playoffs	398
2003 Kelly Cup Playoffs	399
2002 Kelly Cup Playoffs	400
2001 Kelly Cup Playoffs	401
2000 Kelly Cup Playoffs	402
1999 Kelly Cup Playoffs	403
1998 Kelly Cup Playoffs	404
1997 Kelly Cup Playoffs	405
1995 & 1996 Riley Cup Playoffs	406
1993 & 1994 Riley Cup Playoffs	407
1991 & 1992 Riley Cup Playoffs	408
1989 & 1990 Riley Cup Playoffs	409

ECHL ALL-STAR GAME

Game Format and Results	411
MVPs and All-Star Team Records	412
All-Star Individual Records	415
All-Star Game Starters	418
All-Star Game Box Scores	422
All-Star Skills Competition Results and Records	434
All-Star Game Participants	452

The ECHL Wishes to Thank the Following Corporate Partners:

AMI Graphics Inc, BFL Canada, CCM, Ephesus, Essensa, Fairly Group, GEICO, Howies Hockey Tape, Inglasco, The MeiGray Group, NHL Network, NeuLion, PHPA, Sutton Special Risk and TeamWork Online.



INTRODUCTION



Welcome to the 2018-19 edition of the ECHL Official Guide and Record Book.

Thank you to the media relations contacts for each of the ECHL teams and to the National Hockey League teams for their continued willingness to provide photographs of former ECHL players.

Director of Communications Joe Babik oversees the layout, design and production while also coordinating the content with each of the individual teams.

Director of Marketing and Licensing Todd Merton gathered all the sponsorship artwork. Freelance graphic artist Kim Brooks designed the covers for all of the ECHL publications including the Official Guide and Record Book.

Recognition of the key people who contribute to the ECHL Official Guide and Record Book wouldn't be complete without mentioning Doug Price who created the first edition, an 80-page publication in 1993-94.

Researchers and historians: contact the Society for International Hockey Research (www.sihrhockey.org).

We welcome comments and appreciate compliments from readers and media members and our goal remains to have the Official Guide and Record Book provide comprehensive information about the Premier 'AA' Hockey League.

Please enjoy the season and thank you for your interest and support of the ECHL.

Accuracy Remains A Top Priority for the ECHL *Guide and Record Book*.

We appreciate comments and clarification from our readers. Please direct these to: echl@echl.com or 116 Village Blvd, Suite 230, Princeton, NJ 08540



Your involvement makes a better publication.





SECTION 1

2018-19 SEASON



Photos courtesy Getty Images

The ECHL has been represented on the last 18 Stanley Cup champions including the Washington Capitals in 2018 with 9 individuals: **Jay Beagle** (top left), **Philipp Grubauer** (top right) and **Braden Holtby** (bottom), Associate Coach Todd Reirden, Professional Development Coach Olaf Kolzig, Pro Scout/Minor League Operations Jason Fitzsimmons, Manager of Hockey Analytics H.T. Lenz, Head Athletic Trainer Jason Serbus and Equipment Assistant Dave Marin. Beagle became the first person ever to win a Kelly Cup, Calder Cup and Stanley Cup championship during his career.



WELCOME FROM ECHL COMMISSIONER



Dear ECHL Fans,

Welcome to the 31st year of ECHL Hockey and an exciting 2018-19 Season. After an extremely successful 30th Anniversary Season in 2017-18, this Season represents a year of transition and a look to the future as we embark on the next era of our League, building on the history and heritage that have made the ECHL the Premier 'AA' Hockey League in North America.

During the 2017-18 Season, the ECHL welcomed over 4.3 million fans, and surpassed the 4,000 mark in average attendance for the 13th consecutive Season and the 26th time in the last 28 years. We pride ourselves on offering affordable entertainment to the communities we serve, welcoming sport fans, families, businesses, and groups of all sizes to enjoy an outing together and take in the exciting ECHL action and atmosphere.

In addition, our Teams made an impact off the ice in their local communities as well, donating over \$3.6 million to charitable and non-profit organizations during the 2017-18 Season, bringing the total amount donated in the last seven years to more than \$30 million. This is on top of the countless hours our Players and front office staff dedicate to local schools, hospitals, and charities to become an integral part of the community.

On the hockey front, we congratulate the Colorado Eagles, who captured their second consecutive Kelly Cup championship in 2018, defeating the Florida Everblades in an action packed seven-game series. As the Eagles transition to the American Hockey League for this upcoming Season, we will in turn welcome the Maine Mariners and Newfoundland Growlers, both long time historical minor hockey league markets, to the ECHL family to grow our loyal fanbase.

The past 30 years have also allowed the ECHL to unquestionably become an integral part of the professional hockey player development process, as 641 players have gone on to play in the NHL after their time in the ECHL, including 18 who made their NHL debut in 2017-18. Furthermore, countless officials, coaches and front office staff have moved on to the AHL and NHL as they have used the ECHL to develop their career. For the 2018-19 season, 15 of the 31 AHL head coaches and over 40 coaches on NHL staffs have ECHL ties, with approximately one-third of the current on-ice officials in the NHL having spent time honing their skills in the ECHL.

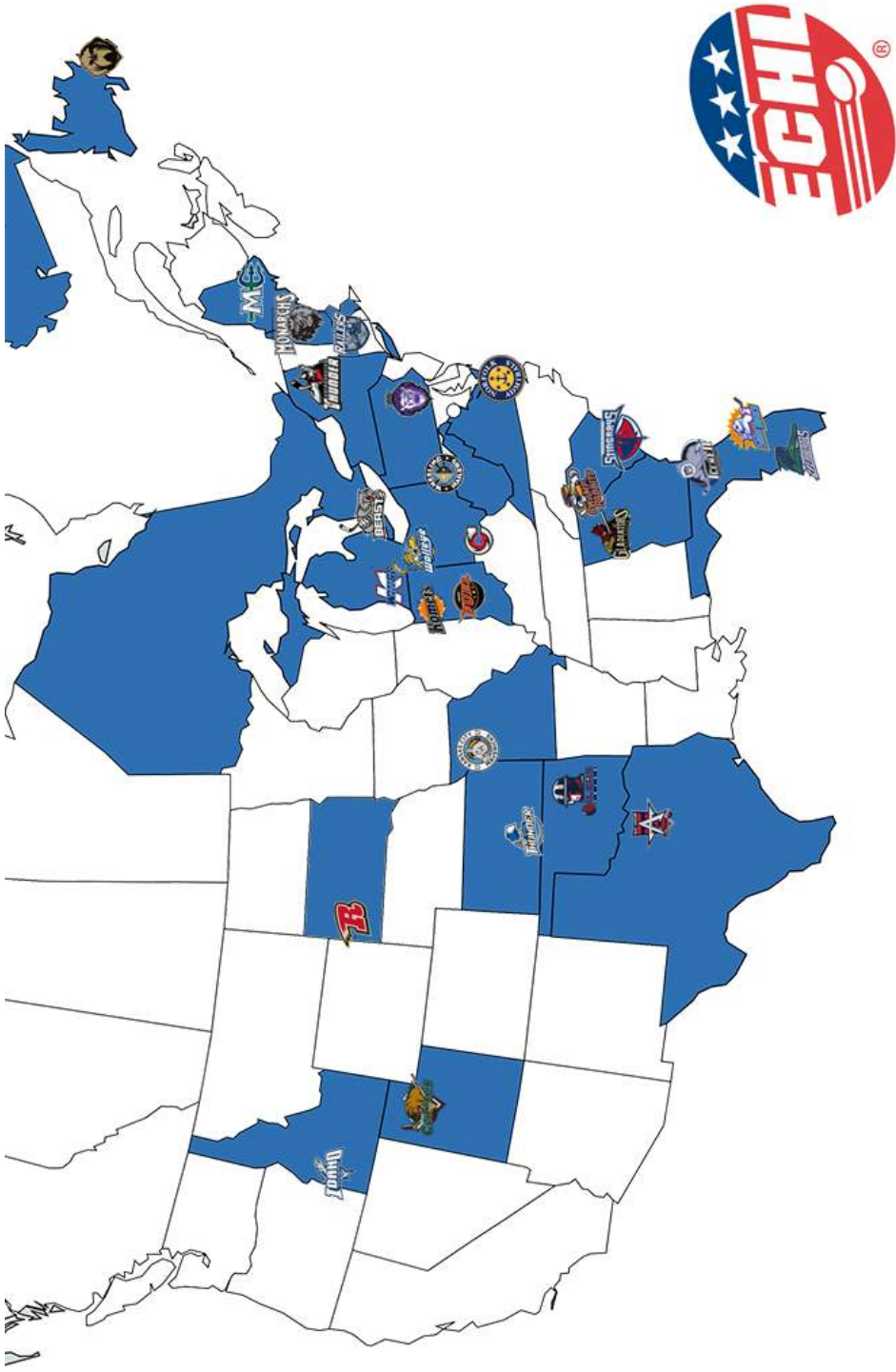
The ECHL has been represented on the last 18 Stanley Cup Champions including in 2018 with Washington Capitals' players Jay Beagle, Philipp Grubauer and Braden Holtby, Associate Coach Todd Reirden, Professional Development Coach Olaf Kolzig, Pro Scout/Minor League Operations Jason Fitzsimmons, Manager of Hockey Analytics H.T. Lenz, Head Athletic Trainer Jason Serbus and Equipment Assistant Dave Marin. Of particular note, Jay Beagle becomes the first person in hockey history to win the ECHL's Kelly Cup, AHL's Calder Cup, and NHL Stanley Cup, an absolutely amazing feat and great story for hockey.

The ECHL will have affiliations with over 25 NHL Teams in the 2018-19 Season, and representation from all of the 31 teams in the NHL over the course of the upcoming year, marking the 22nd consecutive year for affiliations with at least 20 teams in the NHL. In addition, for the 29th Season in a row, the ECHL was represented on the AHL Calder Cup champion with five players on the 2018 champion Toronto Marlies.

Thank you on behalf of the ECHL and all of our Teams for your continued support and we hope that you and your family enjoy following your favorite ECHL club through what promises to be a fantastic season of ECHL hockey and entertainment.

Sincerely,

Ryan Crelin
ECHL Commissioner





10 - Teams of the ECHL

TEAMS OF THE ECHL

Western Conference

Central Division



CINCINNATI CYCLONES



FORT WAYNE KOMETS



INDY FUEL



KALAMAZOO WINGS



TOLEDO WALLEYE



WHEELING NAILERS

Mountain Division



ALLEN AMERICANS



IDAHO STEELHEADS



KANSAS CITY MAVERICKS



RAPID CITY RUSH



TULSA OILERS



UTAH GRIZZLIES



WICHITA THUNDER

Eastern Conference

North Division



ADIRONDACK THUNDER



BRAMPTON BEAST



MAINE MARINERS



MANCHESTER MONARCHS



NEWFOUNDLAND GROWLERS



READING ROYALS



WORCESTER RAILERS

South Division



ATLANTA GLADIATORS



FLORIDA EVERBLADES



GREENVILLE SWAMP RABBITS



JACKSONVILLE ICEMEN



NORFOLK ADMIRALS



ORLANDO SOLAR BEARS



SOUTH CAROLINA STINGRAYS





641 FORMER ECHL PLAYERS HAVE ADVANCED TO THE NATIONAL HOCKEY LEAGUE

Visit ECHL.com to view the complete list of players who have reached the NHL

18 former ECHL players made their NHL debut during the 2017-18 season:

Player	ECHL Team(s)	NHL Team	Debut
Nathan Walker	South Carolina	Washington	Oct. 7
Adin Hill	Rapid City	Arizona	Oct. 17
Oscar Dansk	Kalamazoo	Vegas	Oct. 21
Jack Rodewald	Orlando/Wichita	Ottawa	Oct. 27
Casey DeSmith	Wheeling	Pittsburgh	Oct. 29
Maxime Lagace	Missouri/Bakersfield/Idaho	Vegas	Oct. 30
Dakota Mermis	Rapid City	Arizona	Nov. 2
Dryden Hunt	Manchester	Florida	Nov. 10
Curtis Valk	Kalamazoo	Florida	Nov. 14
Andrew Crescenzi	San Francisco	Los Angeles	Nov. 14
Jeff Glass	Charlotte	Chicago	Dec. 29
Tanner Fritz	Missouri	N.Y. Islanders	Jan. 2
Tyrell Goulbourne	Reading	Philadelphia	Jan. 6
Ken Appleby	Adirondack	New Jersey	Jan. 20
Ryan Lomberg	Adirondack	Calgary	Jan. 25
Justin Holl	Indy	Toronto	Jan. 31
Brandon Halverson	Greenville	N.Y. Rangers	Feb. 17
Collin Delia	Indy	Chicago	Mar. 29



Inglasco Inc.

IS BACK IN THE ECHL



INGLASCO.COM





**EXCLUSIVE
SIGNAGE
SUPPLIER
OF THE**



amigraphics.com

STRAFFORD, NH | OCALA, FL | 603-664-7174





2018-19 AFFILIATES



<u>Team</u>	<u>NHL Affiliate</u>	<u>AHL Affiliate</u>
Adirondack Thunder	New Jersey	Binghamton
Allen Americans	Minnesota	Iowa
Atlanta Gladiators	Boston	Providence
Brampton Beast	Montreal	Laval
Cincinnati Cyclones	Buffalo	Rochester
Florida Everblades	Carolina	Charlotte
Fort Wayne Komets	Vegas	Chicago
Greenville Swamp Rabbits	TBD	TBD
Idaho Steelheads	Dallas	Texas
Indy Fuel	Chicago	Rockford
Jacksonville IceMen	Winnipeg	Manitoba
Kalamazoo Wings	Vancouver	Utica
Kansas City Mavericks	Calgary	Stockton
Maine Mariners	New York Rangers	Hartford
Manchester Monarchs	Los Angeles	Ontario
Newfoundland Growlers	Toronto	Toronto
Norfolk Admirals	Arizona	Tucson
Orlando Solar Bears	Tampa Bay	Syracuse
Rapid City Rush	TBD	TBD
Reading Royals	Philadelphia	Lehigh Valley
South Carolina Stingrays	Washington	Hershey
Toledo Walleye	Detroit	Grand Rapids
Tulsa Oilers	St. Louis	San Antonio
Utah Grizzlies	Colorado	Colorado
Wheeling Nailers	Pittsburgh	Wilkes-Barre/Scranton
Wichita Thunder	Edmonton	Bakersfield
Worcester Railers	New York Islanders	Bridgeport



SECTION 2

BOARD OF GOVERNORS AND ECHL OFFICE



Photo courtesy South Carolina Stingrays

Parker Milner of the South Carolina Stingrays received the ECHL Goaltender of the Year award for the 2017-18 season. Milner went 28-7-3 with three shutouts in 38 appearances for the Stingrays, finishing tied for third in the ECHL in wins. He led the league with a 1.86 goals-against average, which ranks as the fourth best in a single season in league history, while finishing third with a .929 save percentage.





BOARD OF GOVERNORS



Ray Harris
Chairman of the Board

Ray Harris enters his fourth season as the Chairman of the ECHL Board of Governors in the 2018-19 season. He has served as President of the Cincinnati Cyclones since the 2003-04 season, helping build the team into a two-time Kelly Cup champion and a four-time division champion, while setting several ECHL league-attendance records in the process.

Harris is Chief Financial Officer for Nederlander Company and is responsible for all aspects of the company's financial operations. He is also directly responsible for the management, marketing and sales business in Detroit and Cincinnati including negotiation of third-party contacts and new business opportunities. Harris joined Nederlander in 1984 as controller for several outdoor amphitheatres and in 1986 his responsibilities expanded to include negotiation of national sponsorship contracts for all Nederlander amphitheatres throughout the country. He assisted in negotiation and production of the radio broadcast and preseason television broadcast of the National Football League's Oakland Raiders from 1992-95. Harris was promoted to chief financial officer in 1995 and led the expansion and acquisition of several concert facilities, clubs, theaters and sports arenas. During his over 30 years with Nederlander, he has been intimately involved in every aspect of the entertainment industry and has served as a leader in evaluating acquisitions of entertainment and sports businesses. Harris received his bachelor's degree in accounting from Walsh College and worked two years in public accounting before joining Nederlander.



Edward T. Moore
Adirondack



Matt Canavan
Allen



P. Daniel Orlich
Atlanta



Cary Kaplan
Brampton



Craig Brush
Florida



Michael Franke
Fort Wayne



Steve Donner
Greenville



Eric Trapp
Idaho





BOARD OF GOVERNORS



Bill Stackhouse
Indy



Ronald Geary
Jacksonville



Toni Daniels
Kalamazoo



Lamar Hunt, Jr.
Kansas City



Paul Holmgren
Maine



Brian Cheek
Manchester



Glenn Stanford
Newfoundland



Ardon Wiener
Norfolk



Daniel DeVos
Orlando



Scott Mueller
Rapid City



Shawn Hackman
Reading



Todd Halloran
South Carolina



Neil Neukam
Toledo



Taylor Hall
Tulsa



Kevin Bruder
Utah



Don Rigby
Wheeling



Joel T. Lomurno
Wichita



Cliff Rucker
Worcester





Ryan Crelin ***Commissioner***

Ryan Crelin assumes the role of ECHL Commissioner for the 2018-19 Season, becoming just the fourth person to fill the position in the League's 31-year history.

Crelin was named Chief Operating Officer of the ECHL on May 1, 2017, and in that role, oversaw all day-to-day business operations of the League. Crelin enters his 14th season with the ECHL after initially beginning his tenure as intern during the 2005-06 season.

During his time with the League, Crelin has been responsible for the overall operations of the League focusing on financial initiatives, Leaguwide partnerships/contracts, and signature League showcase events such as the annual All-Star Game and Marketing Meetings. In addition, he also has worked closely with teams on Leaguwide risk management, ticket sales/corporate sponsorship revenue generation, arena-lease negotiations, and budgeting/operations within the scope of the ECHL Collective Bargaining Agreement, NHL/AHL Affiliation Agreements and overall business model. Crelin led the marketing initiative in the ECHL/GEICO relationship creating the first of its kind blue-painted and branded goal posts, and secured the partnership with EA Sports for the inclusion of the ECHL in the NHL video game series.

Crelin earned his M.B.A. with a concentration in finance & taxation at Rutgers University in May 2010 after being awarded his bachelor's degree in business administration with a concentration in sport management & marketing from Seton Hall University in May 2006. At Seton Hall, he also served as president of the Sport Management Student Association, was a member of the National Business Honor Society and played ice hockey for the Pirates. Prior to joining the ECHL, Crelin worked for a Public Accountant near his hometown of Middletown, N.J. and currently resides in Belford, N.J. with his wife and family.





Patrick J. Kelly **Commissioner Emeritus**

Patrick J. Kelly was named Commissioner Emeritus of the ECHL following the 1995-96 season, after serving as Commissioner for the first eight seasons of the ECHL.

He was inducted into the ECHL Hall of Fame as part of the inaugural class in 2008, and in 2016, received the Lester Patrick Trophy for outstanding service to hockey in the United States.

Kelly celebrates his 66th season in hockey in 2018-19 having begun his career with the St. Catherine Tee Peees of the Ontario Junior Hockey League in 1953. He played professionally for the Trois Rivieres Lions in the Quebec League, the Troy Bruins of the International Hockey League and the Greensboro Generals, Jersey Devils and Clinton Comets of the Eastern Hockey League. He helped Crowland capture the 1948-49 Bantam B Championship of Ontario, beating Peterborough in the finals.

He began his coaching career in the Eastern Hockey League, serving as player/head coach beginning with the Jersey Devils in 1964-65 and continuing with the Clinton (New York) Comets from 1965-73. Clinton was 151-39-28 and won three straight regular season and postseason titles from 1967-68 through 1969-70. In 1967-68, the Comets finished with a 57-5-10 record, making them the only professional team in history to lose only five games or less in a season, and in 1969-70, Kelly was named Minor League Coach of the Year by *The Hockey News*. Kelly served as head coach and general manager for Charlotte in the Southern Hockey League from 1973-76 guiding the Checkers to a 136-68-12 record, two regular season titles and two postseason titles while earning Coach of the Year honors in the SHL twice.

He coached the Colorado Rockies in the National Hockey League in 1977-78 and is the only coach in history to lead the Rockies into the Stanley Cup Playoffs. Following coaching stops in the AHL, Kelly went to Peoria in the IHL where he led the Rivermen to the Turner Cup in his first season behind the bench in 1984-85. He recorded his 800th career win on January 4, 1987 and was inducted into the Peoria Sports Hall of Fame in February of 1990. Kelly was inducted into the Roanoke Hall of Fame and the Sports Hall of Fame in his hometown of Welland, Ontario in 1998, in March of 2002 he became the first inductee into the Greensboro Hockey Hall of Fame when the Generals retired his uniform number (5). He was also part of the first class of inductees into the Charlotte Hockey Hall of Fame in 2008 and in June 2010, he was inducted into the Greater Utica Sports Hall of Fame.

Patrick and his wife, June, reside in Charlotte, North Carolina.



Kelly received the Lester Patrick Award from USA Hockey in November 2016.





Dan Lynch
Vice President of Business Operations

Dan Lynch enters his first season as the ECHL's Vice President of Business Operations.

He is responsible for the overall business operations of the League focusing on finance, budgeting/operations, human resources, revenue generation and member team operations.

Lynch, a native of Buffalo, New York, joined the ECHL with eight years of experience in finance, sales and operations. He spent five years working for the Manchester Monarchs, the American Hockey League affiliate of the Los Angeles Kings. He held several positions within the organization and was most recently the Vice President of Business Operations for the Monarchs. During his time with the team he also worked to transition the Monarchs to the ECHL for the start of the 2015-16 season.

Lynch attended Ithaca College, where he received his bachelor's degree in business and was a member of the baseball team. He resides in New Jersey with his wife Caitlin.



Todd Merton
Director of Marketing and Licensing

Todd Merton is in his seventh season as Director of Marketing and Licensing for the ECHL.

He is responsible for corporate sponsorship and league-wide marketing initiatives while continuing to manage the ECHL Licensing Program consisting of more than 50 national and local licensees. Merton is also responsible for working in conjunction with the host team on the ECHL All-Star Classic and Hall of Fame ceremony as well as planning and directing the ECHL Sales, Marketing and Communications Meeting and coordinating all ECHL Board of Governors Meetings.

Merton, a native of Orangeville, Ontario, joined the ECHL with 17 years of experience in corporate sales, marketing, merchandising and game operations in professional sports. He previously spent four years in the ECHL as the Director of Corporate Sales, Merchandise and Game Operations with the South Carolina Stingrays as well as time with the Texas Stars of the American Hockey League and Florida Panthers of the National Hockey League. Merton got his start in sports working in baseball for both the Detroit Tigers and Toronto Blue Jays.

Merton attended Southern New Hampshire University, where he received his degree in Sport Management and was a member of the varsity baseball and lacrosse teams. He resides with his wife Kate and daughters Stela, Alex and Harlow.





Joe Babik
Director of Communications

Joe Babik is in his ninth season as the Director of Communications for the ECHL after joining the league in March 2010.

Babik is responsible for the day-to-day communications efforts of the ECHL, including writing of press releases; oversight of the official league website, ECHL.com; assisting in the layout and design of ECHL printed publications, including the Official Guide and Record Book as well as ongoing contact with ECHL member teams and regional and national media outlets.

Babik joined the league office with seven years of experience in minor league hockey, including six in the ECHL. He began his career as the Director of Broadcasting and Media Relations with the Pee Dee Pride from 2001-05, while serving in the same capacity for the Fresno Falcons from 2006-2008. He was part of the radio broadcast crew for the 2004 ECHL All-Star Game in Peoria, Ill., and following the 2007-08 season, was named as the National Conference recipient of the ECHL Broadcaster of the Year Award. Babik also served a season as the Director of Broadcasting and Media Relations for the Adirondack Frostbite of the United Hockey League in 2005-06.

The Johnstown, Pa. native received his Bachelor's Degree in broadcast journalism from Syracuse University in 2001. While at Syracuse, Babik served as both a public relations and broadcast intern with the American Hockey League's Syracuse Crunch from 1998-2001. Babik and his wife, Cristen, reside in Ewing N.J. with their son, Elijah.



Valerie Persinger
Vice President of Media and Events

Valerie Persinger is in her sixth season with the ECHL, and her first as Vice President of Media and Events, after spending the previous two seasons as Director of Business Operations and New Media. She spent two seasons as Manager of Business Operations after serving as the League's Executive/Marketing Assistant for her first season.

Persinger is responsible for oversight of the League's media strategy, associated platforms and programs, and social and digital content development. Additionally, she manages all aspects of League special events such as the All-Star and Hall of Fame Events, as well as the annual Hockey Summer Meetings.

Prior to joining the ECHL, she worked as a Project Coordinator with Precision Sports Entertainment and also interned for the communications department of the National Hockey League, where she worked on the 2012 Winter Classic in Philadelphia and the 2012 NHL All-Star Game in Ottawa.

A native of Short Hills, New Jersey, Persinger was awarded her bachelor's degree in public relations and journalism from Seton Hall University.





Natalie Bernstein
Office & Marketing Manager

Natalie Bernstein is in her first season as the ECHL's Office & Marketing Manager after joining the League as the Executive/Marketing Assistant in February 2015.

Bernstein is responsible for assisting with office duties and management as well as assisting the Commissioner and marketing department on licensing, sponsorship program coordination and planning for League-hosted events. She also assists with the production of the League's Confidential Directory, Equipment Managers/Trainers Directory and Season Pass distribution.

Originally from Ashburn, Va., Bernstein graduated from James Madison University in 2014 with a bachelor's degree in sport and recreation management and a minor in business. While at JMU, she worked in the school's athletics' department for two years, assisting the Athletic Events and Facilities departments with game days and special events. Bernstein also completed an internship with the marketing department of the National Football League's Washington Redskins, where she assisted with sponsorship activation and community outreach programs.



Rich Bello
Director of Team Business Development

Rich Bello is in his sixth season as Director of Team Business Development for the ECHL. In this role, he is responsible for the sharing of best practices and ideas amongst all ECHL teams with a focus on fostering revenue growth through ticket planning and corporate partnership initiatives. In addition, he serves as the League liaison with team sales personnel, offering assistance, training and additional team services.

Bello joined the ECHL from Seton Hall University, where he had been the Director of Ticket Sales since November 2007. At Seton Hall, he was responsible for all new sales efforts for the university's men's and women's basketball teams, including full season, mini season and group plans. He also helped to conduct outbound marketing campaigns for basketball ticket sales. He developed the sales plan for the 2011 NCAA Men's Basketball Regional at the Prudential Center, which was hosted by Seton Hall, and was the highest attended of the four NCAA regional sites that year.

Prior to joining Seton Hall, Bello was an account manager for the New Jersey Devils, and was a leading salesperson on the staff that transitioned into the opening of Prudential Center for the 2007-08 NHL Season.

Bello graduated from Seton Hall University in 2006 with a Bachelor of Science in Business Administration with a concentration in Sport Management. He earned a Masters of Arts in Strategic Communication from Seton Hall in 2011.





Todd Corliss
Director of Finance

Todd Corliss is in his 16th season as Director of Finance for the ECHL and is responsible for the accounting, budgeting and financial reporting for the league. In addition, he is responsible for the annual ECHL Financial Project as well as auditing for salary cap compliance.

He was Chief Financial Officer for the Long Beach Ice Dogs from 2002-06 and was responsible for the daily financial matters, including accounting, budgeting, general administration and workman's compensation as well as managing the merchandise, web site design and player immigration. He was Chief Financial Officer for the Texas Wildcatters from 2002-06 while serving in a similar capacity for the Johnstown Chiefs from 2003-05.

Corliss graduated from the University of Massachusetts where he received dual bachelor's degrees in finance and sport management. He and his wife, Amy, have four children, Grace, Ian and Connor and Shannon.



Joe Ernst
Senior Vice President of Hockey Operations

Joe Ernst enters his 28th season with the ECHL and first as Senior Vice President of Hockey Operations after spending the previous eight seasons as Vice President of Hockey Operations. Ernst, who worked 16 seasons as an on-ice official in the ECHL, the American Hockey League and the International Hockey League, is responsible for overseeing all day-to-day operations of the League's Hockey Operations Department and Officiating Department. He is also in charge of player supplemental discipline, and working with the ECHL Equipment Managers, Trainers and Game Operations staffs on all League-related details.

Ernst was inducted into the ECHL Hall of Fame as the first inductee in the Referee/Linesman category in 2011.

He was a member of the National Hockey League officials training program for seven years and worked three NHL preseason games. He is the only ECHL referee with more than 1,000 regular season games, refereeing 1,061 regular season games and over 200 postseason games, including three Riley Cups (1993-95) and six Kelly Cups (2002-07). He was selected to work as the referee for the ECHL All-Star Game in 1999 in Biloxi, Miss.





Stephen Thomson ***Manager of Officiating***

Stephen Thomson enters his first season as the ECHL's Manager of Officiating.

Thomson is responsible for overseeing the day-to-day operations of the League's Officiating Department including oversight of on-ice officials, administration of rules and directives, travel and administration of officials, communications with the National Hockey League and American Hockey League on ECHL officials, and the

ECHL Rule Book.

The 28-year-old has spent the previous four years as a referee in both the ECHL, where he worked over 250 regular-season games in addition to being selected to work the Kelly Cup Finals in both 2017 and 2018 and the 2018 CCM/ECHL All-Star Classic in Indianapolis. Thomson has also worked nearly 60 games in the American Hockey League over the previous two seasons.

Prior to joining the ECHL staff, the native of Canandaigua, New York spent three seasons as a referee in the Southern Professional Hockey League, where he worked the President's Cup Finals in 2015, and four seasons in the United States Hockey League, where he worked the Clark Cup Finals in 2013 and 2014.

Thomson also has extensive international experience, having worked the 2016 Men's World Championships – Division II Group B in Mexico City, the 2017 Men's World Under-18 Championship in Poprad and Spišská Nová Ves, Slovakia and the 2018 World Junior Championships in Buffalo.



Dan Petrino ***Director of Hockey Administration***

Dan Petrino is in his first season as the ECHL's Director of Hockey Administration after spending his first two seasons as Manager of Hockey Administration.

Petrino is responsible for the day-to-day administration of the ECHL Hockey Operations Department including the organization and release of team rosters, salary cap, player background and immigration matters while also overseeing all transactions and ongoing relations with the PHPA and other leagues.

Prior to joining the ECHL, Petrino spent three years with the Metro Atlantic Athletic Conference, including the last year as the conference's Assistant Commissioner for Championships. He was responsible for the supervision of in-season and postseason competition for several MAAC sports as well as overseeing officiating operations within his assigned sports.

He joined the MAAC staff in August 2013 after graduation from Rider University, where he received a bachelor's degree in liberal studies and minors in the business of sports and communications. While at Rider, he worked in the school's athletic department, primarily in event and facility operations. He also was part of Rider's club baseball team, serving as vice president and president of the program.





**EVERY GAME.
EVERY TEAM.
*LIVE IN HD!***



Sign Up Today at

ECHL.TV

Grow with the Pros!

VISIT PHPA.COM

Your source for hockey news, player information, and PHPA merchandise.



Find us at



Sign up for our Insider Newsletter at:
www.phpa.com/newsletter

★ PROUD TO REPRESENT AHL AND ECHL PLAYERS ★

ECHL PARTNERS



ECHL PARTNERS

SECTION 3

TEAM INFORMATION



Photo courtesy Johnna Raymond

Kalamazoo Wings' goaltender **Joel Martin** retired following the 2017-18 season to become the team's assistant coach. Martin ended his ECHL career ranked second all-time among League goaltenders with 22,962 minutes played, third with 394 career appearances, fourth with 199 wins and tied for sixth with 15 shutouts. He is the only goaltender in ECHL history to record three seasons of at least 30 wins.



ADIRONDACK THUNDER

2017-18 Results
 41W-24L-3OTL-4SOL 89 PTS.
 First, North Division

NHL Affiliate: New Jersey Devils

AHL Affiliate: Binghamton Devils

Year-by-Year Record

Season	GP	Home					Away					Overall					GF	GA	PTS
		W	L	T	OT	SO	W	L	T	OT	SO	W	L	T	OT	SO			
2017-18	72	22	11	3	6-1	3-2	19	13	4	1-2	0-2	41	24	7	7-3	3-4	233	221	89
2016-17	72	22	8	3	1-3	2-3	19	12	5	2-4	1-1	41	20	11	3-7	3-4	266	218	93
2015-16	72	17	16	3	0-1	1-2	21	12	3	5-1	0-2	38	28	6	5-2	1-4	197	189	82
2014-15^	72	15	19	2	0-1	1-1	6	30	0	1-0	1-0	21	49	2	0-1	2-1	199	296	44
2013-14^	72	18	14	4	3-1	1-3	15	17	4	2-1	1-3	33	31	8	5-2	2-6	224	235	74
2012-13^	72	22	11	3	2-2	1-1	15	15	6	0-3	3-3	37	26	9	2-5	4-4	223	216	83
2011-12^	72	19	14	3	0-0	2-3	15	19	2	0-1	4-1	34	33	5	0-1	6-4	204	216	73
2010-11^	72	18	12	6	0-1	3-5	19	11	6	1-4	3-2	37	23	12	1-5	6-7	232	210	86
2009-10^	72	17	12	7	2-2	1-5	16	17	3	2-0	0-3	33	29	10	4-2	1-8	235	241	76
2008-09^	72	16	18	2	1-2	4-0	16	15	5	2-3	1-2	32	33	7	3-5	5-2	210	237	71
2007-08^	72	16	19	1	1-1	2-0	11	21	4	3-2	1-2	27	40	5	4-3	3-2	200	250	59
2006-07^	72	21	11	4	1-2	3-2	17	13	6	2-3	2-3	38	24	10	3-5	5-5	225	197	86
2005-06^	72	8	19	9	3-6	0-3	10	21	5	3-1	2-4	18	40	14	6-7	2-7	192	260	50
2004-05\$	72	22	9	5	2-2	4-3	20	13	3	3-1	2-2	42	22	8	5-3	6-5	205	189	92
2003-04\$	72	24	8	4	1-0	2-4	23	11	2	2-2	5-0	47	19	6	3-2	7-4	242	159	100
2002-03\$	72	25	6	5	2-1	3-4	16	13	7	1-4	1-3	41	19	12	3-5	7-4	268	224	94
2001-02\$	72	23	10	3	5-2	1-1	19	12	5	1-2	1-3	42	22	8	6-4	2-4	233	209	92
2000-01*	72	18	15	3	1-1	6-2	10	25	1	0-1	5-0	28	40	4	1-2	11-2	224	296	60
1999-00*	70	19	16	0	---	6-0	10	21	4	---	2-4	29	37	4	---	8-4	255	297	62
1998-99*	70	19	13	3	---	8-3	18	16	1	---	3-1	37	29	4	---	11-4	251	267	78
1997-98*	70	24	8	3	---	3-3	15	15	5	---	4-5	39	23	8	---	7-8	293	257	86
1996-97*	70	21	10	4	---	5-4	15	15	5	---	5-5	36	25	9	---	10-9	291	296	81
1995-96*	70	17	15	3	---	5-3	9	24	2	---	3-2	26	39	5	---	8-5	258	360	57
1994-95*	68	18	16	0	2-0	2-0	8	22	4	1-1	1-3	26	38	4	3-1	3-3	273	325	56
1993-94*	68	23	10	1	2-0	2-1	21	10	3	3-3	4-0	44	20	4	5-3	6-1	340	268	92
1992-93*	64	15	13	4	0-1	2-3	15	16	1	2-1	2-0	30	29	5	2-2	4-3	290	313	65
1991-92#	64	22	5	5	1-3	3-2	14	15	3	0-2	3-1	36	20	8	1-5	6-3	329	284	80
1990-91#	64	21	8	3	0-1	1-2	16	16	0	3-0	1-0	37	24	3	3-1	2-2	285	281	77

T - Includes Overtime and Shootout Losses (Games tied at end of regulation went directly to shootout from 1995-2000)

- Cincinnati Cyclones * - Birmingham Bulls \$ - Atlantic City Boardwalk Bullies ^ - Stockton Thunder

Year-by-Year Results

Season	Finished	Result	Season	Finished	Result
2018	1st, North	Lost Conference Finals	2002\$	3rd, Northeast	Lost Conference Finals
2017	1st, North	Lost Division Semifinals	2001*	8th, Southwest	Out of Playoffs
2016	2nd, East	Lost Conference Semifinals	2000*	8th, Southwest	Out of Playoffs
2015^	7th, Pacific	Out of Playoffs	1999*	3rd, Southwest	Lost Conference Quarterfinals
2014^	3rd, Pacific	Lost Conference Semifinals	1998*	2nd, Southwest	Lost Conference Quarterfinals
2013^	2nd, Pacific	Lost Kelly Cup Finals	1997*	2nd, South	Lost Second Round
2012^	3rd, Pacific	Lost Conference Semifinals	1996*	6th, South	Out of Playoffs
2011^	2nd, Pacific	Lost Conference Quarterfinals	1995*	6th, South	Lost Second Round
2010^	3rd, Pacific	Lost Conference Finals	1994*	2nd, West	Lost Semifinals
2009^	4th, Pacific	Lost Division Finals	1993*	6th, West	Out of Playoffs
2008^	4th, Pacific	Lost Conference Quarterfinals	1992#	2nd, West	Lost Semifinals
2007^	3rd, Pacific	Lost Conference Quarterfinals	1991#	2nd, West	Lost First Round
2006^	5th, Pacific	Out of Playoffs			
2005\$	3rd, North	Lost Division Semifinals			
2004\$	2nd, Northern	Lost Division Semifinals			
2003\$	1st, Northeast	Won Kelly Cup			

- Cincinnati Cyclones \$ - Atlantic City Boardwalk Bullies
 * - Birmingham Bulls ^ - Stockton Thunder

All-Time Record vs. Other Clubs

Team	W-L-T	Team	W-L-T	Team	W-L-T	Team	W-L-T
Allen	0-0-0	Idaho	1-1-1	Newfoundland	0-0-0	Tulsa	0-0-0
Atlanta	2-0-2	Indy	0-0-0	Norfolk	17-6-1	Utah	2-1-0
Brampton	14-8-1	Jacksonville	0-0-0	Orlando	4-2-0	Wheeling	4-5-0
Cincinnati	0-4-0	Kalamazoo	3-2-0	Rapid City	0-0-0	Wichita	0-0-0
Florida	3-0-2	Kansas City	0-0-0	Reading	18-14-5	Worcester	4-5-3
Fort Wayne	2-0-0	Maine	0-0-0	South Carolina	4-1-0		
Greenville	1-3-0	Manchester	24-13-5	Toledo	2-1-0		

Web - ECHLThunder.com

Twitter - [@ECHLThunder](https://twitter.com/ECHLThunder)

30 - Adirondack Thunder

Club Records

Players

Most Points, Season	126	Joe Flanagan, 1993-94
Most Points, Game	7	Jamey Hicks vs. Tallahassee, Mar. 21, 1998
Most Goals, Season	54	Joe Flanagan, 1993-94
		Dany Bousquet, 1996-97
Most Goals, Game	4	three times, most recent: James Bates vs. Utah, Jan. 16, 2010
Most Assists, Season	75	Jamey Hicks, 1997-98
Most Assists, Game	5	four times, most recent: J.F. Caudron vs. Victoria, Jan. 29, 2010
Most PIM, Season	427	Jerome Bechard, 1993-94
Most PIM, Game	45	Mario Dumoulin vs. Tallahassee, Nov. 17, 1996

Goaltenders

Most Appearances	49	Scott Stirling, 2003-04
Most Minutes	2,954	Scott Stirling, 2003-04
Most Wins	31	Scott Stirling, 2001-02
Most Losses	24	Mark Michaud, 1994-95
Most Overtime Losses	7	Devan Dubnyk, 2006-07
Most Shots	1,584	Chad Erickson, 1995-96
Most Saves	1,412	Jake Moreland, 2005-06
Most Shutouts	4	Matt Yeats, 2002-03 Scott Stirling, 2003-04 Bujar Amidovski, 2003-04 Olivier Roy, 2011-12
Lowest GAA	1.91	Scott Stirling, 2003-04
Best Save Percentage	.933	Scott Stirling, 2003-04

Team

Most Points	100	2003-04
Fewest Points	44	2014-15
Most Wins	47	2003-04
Fewest Wins	18	2005-06
Most Losses	49	2014-15
Fewest Losses	19	2002-03 2003-04
Most Goals Scored	340	1993-94
Fewest Goals Against	159	2003-04
Most Penalty Minutes	2,485	1995-96
Longest Winning Streak		
Overall	11	Mar. 16-Apr. 4, 2007
Home	9	Mar. 16, 2007-Nov. 3, 2007
Road	6	Nov. 11, 1993-Dec. 12, 1993
Longest Winless Streak		
Overall	15	Feb. 3-28, 2006
Home	12	Dec. 11, 2005-Jan. 29, 2006
Road	11	Jan. 2-Feb. 28, 2015

Regular Season Game Attendance Record

10,117 Four times, most recent:
vs. Victoria, Mar. 24, 2006

Postseason Game Attendance Record

6,596 vs. Las Vegas, May 2, 2009

Regular Season Attendance Record

244,085, 2006-07

Playoff Record vs. Current Teams

	<u>Series</u>	<u>W</u>	<u>L</u>	<u>GP</u>	<u>W</u>	<u>L</u>	<u>GF</u>	<u>GA</u>	<u>Last Mtg</u>	<u>Rnd</u>	<u>Result</u>
Florida	1	0	1	5	1	4	13	19	2018	CF	L 1-4
Manchester	3	2	1	17	10	7	51	40	2018	DF	W 4-2
South Carolina	1	0	1	7	3	4	14	21	2016	CSF	L 3-4
Worcester	1	1	0	6	4	2	16	11	2018	DSF	W 4-2

All-Time Playoff Results

<u>Year</u>	<u>Round</u>	<u>Opponent</u>	<u>Result</u>	<u>GF</u>	<u>GA</u>	<u>OT</u>	<u>Year</u>	<u>Round</u>	<u>Opponent</u>	<u>Result</u>	<u>GF</u>	<u>GA</u>	<u>OT</u>
2018	CF	Florida	L 1-4	13	19	1-0	2005	DSF	Trenton	L 0-3	6	10	0-2
	DF	Manchester	W 4-2	22	14	1-0	2004	DSF	Peoria	L 1-3	8	12	0-2
	DSF	Worcester	W 4-2	16	11	0-0	2003	Finals	Columbia	W 4-1	13	7	0-0
2017	DSF	Manchester	L 2-4	14	17	0-1		CF	Cincinnati	W 4-3	23	20	0-0
2016	CSF	South Carolina	L 3-4	14	21	1-1		DF	Greensboro	W 3-1	14	10	1-1
	CQF	Manchester	W 4-1	15	9	1-0		DSF	Trenton	W 3-0	15	6	0-0
2014	CSF	Bakersfield	L 1-4	12	14	0-0	2002	CF	Dayton	L 1-3	10	14	0-0
	CQF	Ontario	W 4-0	15	7	0-0		DF	Trenton	W 3-0	11	4	1-0
2013	Finals	Reading	L 1-4	10	22	0-1		DSF	Charlotte	W 3-2	18	11	0-1
	CF	Idaho	W 4-1	13	9	1-1	1999	CQF	Florida	L 0-3	5	6	0-0
	CSF	Alaska	W 4-2	20	19	2-0		WC	Mobile	W 2-0	9	5	0-0
	CQF	Las Vegas	W 4-3	19	22	2-0	1998	CQF	Charlotte	L 1-3	12	17	0-1
2012	CSF	Alaska	L 1-4	7	16	1-0	1997	2nd	Louisiana	L 2-3	23	24	0-1
	CQF	Colorado	W 3-0	10	5	1-0		1st	Mississippi	W 3-1	14	9	1-0
2011	CQF	Utah	L 1-3	7	16	1-0	1995	2nd	Tallahassee	L 1-3	15	17	1-0
2010	CF	Idaho	L 2-4	18	23	1-0		1st	Wheeling	W 3-0	20	9	0-0
	CSF	Bakersfield	W 4-1	20	14	2-0	1994	SF	Raleigh	L 1-3	19	18	0-0
	CQF	Alaska	W 3-1	23	15	0-0		2nd	Louisville	W 3-0	16	6	0-0
2009	DF	Las Vegas	L 3-4	19	21	0-1		1st	Huntsville	W 2-1	20	10	0-0
	DSF	Ontario	W 4-3	27	28	1-0	1992	SF	Louisville	L 1-3	17	22	0-0
2008	CQF	Las Vegas	L 2-4	20	21	0-2		2nd	Johnstown	W 2-0	15	2	0-0
2007	CQF	Idaho	L 2-4	11	18	0-2		1st	Dayton	W 3-0	21	6	0-0
							1991	1st	Greensboro	L 1-3	12	13	0-1



Alex Loh

Head Coach/Director of Hockey Operations

Alex Loh was named the third head coach in Adirondack Thunder history on July 18, 2018. He succeeds Brad Tapper, who accepted an assistant coach position with the American Hockey League's Grand Rapids Griffins. Loh, 33, has spent the past three seasons in Glens Falls serving under Tapper and the team's first head coach, Cail MacLean. The Morrisville, Vermont native was the assistant coach for the Thunder during the first two years of his tenure before receiving a promotion to associate coach prior to the start of last season. Prior to his time in Glens Falls, Loh spent three seasons on the coaching staff of the AHL's Portland Pirates. Loh also has experience coaching at the collegiate level with the Men's Division III program at Colby College and spent two seasons as the head coach of the varsity hockey program at Peoples Academy in Vermont from 2009-11. Loh and his wife, Desiree, are the parents of one daughter, Violet.

Coaching History

<u>Year</u>	<u>Coach</u>	<u>STD</u>	<u>W</u>	<u>L</u>	<u>T</u>	<u>PTS</u>	<u>Playoffs</u>
2017-18	Brad Tapper	1-N	41	24	7	89	Lost Conference Finals
2016-17	Cail MacLean	1-N	41	20	11	93	Lost Division Semifinals
2015-16	Cail MacLean	2-E	38	28	6	82	Lost Conference Semifinals
2014-15^	Rich Kromm	7-P	21	49	2	44	Out of Playoffs
2013-14^	Rich Kromm	3-P	33	31	8	74	Lost Conference Semifinals
2012-13^	Matt Thomas	2-P	37	26	9	83	Lost Kelly Cup Finals
2011-12^	Matt Thomas	3-P	34	33	5	73	Lost Conference Semifinals
2010-11^	Matt Thomas	2-P	37	23	12	86	Lost Conference Quarterfinals
2009-10^	Matt Thomas	3-P	33	29	10	76	Lost Conference Finals
2008-09^	Matt Thomas	4-P	22	16	3	47	Lost Division Finals
	Chris Cichocki		10	17	4	24	
2007-08^	Chris Cichocki	4-P	27	40	5	59	Lost Conference Quarterfinals
2006-07^	Chris Cichocki	3-P	38	24	10	86	Lost Conference Quarterfinals
2005-06^	Chris Cichocki	5-P	18	40	14	50	Out of Playoffs
2004-05\$	Matt Thomas	3-N	42	22	8	92	Lost Division Semifinals
2003-04\$	Mike Haviland	2-N	47	19	6	100	Lost Division Semifinals
2002-03\$	Mike Haviland	1-NE	41	19	12	94	Won Kelly Cup
2001-02\$	Mike Haviland	3-NE	42	22	8	92	Lost Conference Finals
2000-01*	Mike Zruna	8-SW	28	40	4	60	Out of Playoffs
1999-00*	Dennis Desrosiers	8-SW	29	37	4	62	Out of Playoffs
1998-99*	Dennis Desrosiers	3-SW	37	29	4	78	Lost Conference Quarterfinals
1997-98*	Dennis Desrosiers	2-SW	39	23	8	86	Lost Conference Quarterfinals
1996-97*	Dennis Desrosiers	2-S	36	25	9	81	Lost Second Round
1995-96*	Phil Roberto	6-S	20	23	2	42	Out of Playoffs
	Jerome Bechard		2	1	0	4	
	Dennis Desrosiers		4	15	3	11	
1994-95*	Phil Roberto	6-S	26	38	4	56	Lost Second Round
1993-94*	Phil Roberto	2-W	44	20	4	92	Lost Semifinals
1992-93*	Bruce Garber	6-W	30	29	5	65	Out of Playoffs
1991-92#	Dennis Desrosiers	2-W	36	20	8	80	Lost Semifinals
1990-91#	Dennis Desrosiers	2-W	37	24	3	77	Lost First Round

* - Birmingham Bulls # - Cincinnati Cyclones \$ - Atlantic City Boardwalk Bullies ^ - Stockton Thunder

2018-19 Schedule

Sat. Oct. 13	at Maine	Fri. Dec. 14	at Maine	Sat. Feb. 9	at Florida
Tue. Oct. 16	at Newfoundland	Sat. Dec. 15	Manchester	Fri. Feb. 15	at Fort Wayne
Wed. Oct. 17	at Newfoundland	Fri. Dec. 21	at Worcester	Sat. Feb. 16	at Kalamazoo
Sat. Oct. 20	Brampton	Sat. Dec. 22	Brampton	Sun. Feb. 17	at Cincinnati
Sun. Oct. 21	at Brampton	Fri. Dec. 28	Manchester	Fri. Feb. 22	Maine
Wed. Oct. 24	Worcester	Sat. Dec. 29	Manchester	Sat. Feb. 23	Reading
Fri. Oct. 26	Maine	Mon. Dec. 31	Newfoundland	Sun. Feb. 24	at Reading
Sat. Oct. 27	Worcester	Fri. Jan. 4	Manchester	Fri. Mar. 1	at Manchester
Tue. Oct. 30	Newfoundland	Sat. Jan. 5	Norfolk	Sat. Mar. 2	at Manchester
Fri. Nov. 2	at Worcester	Tue. Jan. 8	Manchester	Sun. Mar. 3	at Worcester
Wed. Nov. 7	at Brampton	Wed. Jan. 9	at Reading	Wed. Mar. 6	Worcester
Fri. Nov. 9	Reading	Fri. Jan. 11	at Newfoundland	Fri. Mar. 8	Worcester
Sat. Nov. 10	at Reading	Sat. Jan. 12	at Newfoundland	Sat. Mar. 9	Manchester
Wed. Nov. 14	at Manchester	Wed. Jan. 16	Wheeling	Fri. Mar. 15	Newfoundland
Thu. Nov. 15	at Worcester	Fri. Jan. 18	Wheeling	Sat. Mar. 16	Newfoundland
Sun. Nov. 18	at Brampton	Sat. Jan. 19	Brampton	Sun. Mar. 17	Reading
Wed. Nov. 21	Manchester	Fri. Jan. 25	Worcester	Sat. Mar. 23	at Brampton
Fri. Nov. 23	at Reading	Sat. Jan. 26	at Worcester	Sun. Mar. 24	at Brampton
Sat. Nov. 24	Reading	Sun. Jan. 27	at Maine	Fri. Mar. 29	Brampton
Fri. Nov. 30	at Manchester	Wed. Jan. 30	at Manchester	Sat. Mar. 30	Maine
Sat. Dec. 1	Reading	Fri. Feb. 1	Reading	Sun. Mar. 31	at Maine
Wed. Dec. 5	Maine	Sat. Feb. 2	at Maine	Fri. Apr. 5	Reading
Fri. Dec. 7	at Maine	Wed. Feb. 6	at Florida	Sat. Apr. 6	at Reading
Sat. Dec. 8	Brampton	Fri. Feb. 8	at Florida	Sun. Apr/ 7	Worcester

2017-18 Results

Oct. 14	Brampton	5-4	Dec. 27	Manchester	3-1	Mar. 10	Norfolk	4-1
Oct. 20	Manchester	6-5#	Dec. 30	at Reading	3-5	Mar. 11	at Worcester	2-3#
Oct. 21	at Reading	4-5*	Dec. 31	Reading	3-0	Mar. 16	Fort Wayne	3-2*
Oct. 24	Greenville	4-6	Jan. 3	Manchester	4-3*	Mar. 17	Wheeling	3-2*
Oct. 27	Toledo	5-3	Jan. 5	Worcester	3-4#	Mar. 18	at Brampton	3-2
Oct. 28	Toledo	2-4	Jan. 6	Brampton	2-1	Mar. 23	at Manchester	0-5
Oct. 29	at Reading	4-9	Jan. 7	at Brampton	4-2	Mar. 24	at Manchester	5-3
Nov. 3	at Fort Wayne	4-2	Jan. 10	at Wheeling	3-6	Mar. 28	at Worcester	0-2
Nov. 4	at Cincinnati	1-2	Jan. 12	at Reading	3-0	Mar. 31	Reading	6-2
Nov. 8	at Quad City	4-1	Jan. 13	Reading	4-1	Apr. 1	Worcester	1-4
Nov. 10	at Kalamazoo	4-1	Jan. 14	at Brampton	5-6	Apr. 6	Manchester	3-2
Nov. 11	at Kalamazoo	5-2	Jan. 19	Brampton	1-4	Apr. 8	at Brampton	6-2
Nov. 12	at Brampton	1-2#	Jan. 24	Florida	4-2	+Apr. 13	Worcester	3-0
Nov. 14	at Wheeling	4-6	Jan. 26	Florida	5-4#	+Apr. 14	at Worcester	0-2
Nov. 16	at Norfolk	3-2	Jan. 27	Florida	3-4*	+Apr. 15	at Worcester	3-1
Nov. 18	at Manchester	5-4	Jan. 30	Reading	3-2	+Apr. 18	Worcester	2-1
Nov. 21	at Reading	2-5	Feb. 2	at Worcester	3-2*	+Apr. 21	Worcester	5-6
Nov. 24	at Reading	0-2	Feb. 3	at Manchester	3-8	+Apr. 23	at Worcester	3-1
Nov. 25	Reading	2-3	Feb. 9	at Norfolk	4-7	+Apr. 27	Manchester	3-5
Dec. 1	Worcester	2-1*	Feb. 10	at Norfolk	4-2	+Apr. 28	Manchester	5-1
Dec. 2	Brampton	4-3#	Feb. 11	at Norfolk	5-2	+May 1	Manchester	5-3
Dec. 8	Reading	1-5	Feb. 16	Brampton	1-5	+May 3	Manchester	0-3
Dec. 9	Norfolk	4-2	Feb. 19	at Brampton	3-1	+May 6	at Manchester	6-0
Dec. 13	Worcester	3-2	Feb. 21	Worcester	3-4#	+May 7	at Manchester	3-2*
Dec. 15	Worcester	3-4	Feb. 23	at Manchester	2-3*	+May 11	at Florida	3-4
Dec. 16	at Worcester	1-5	Feb. 24	Reading	3-2*	+May 12	at Florida	3-2*
Dec. 17	at Reading	6-2	Feb. 25	Wheeling	3-2*	+May 16	Florida	2-3
Dec. 20	Manchester	2-4	Mar. 2	at Manchester	6-1	+May 18	Florida	3-7
Dec. 22	at Worcester	3-0	Mar. 3	at Manchester	3-1	+May 19	Florida	2-3
Dec. 23	Worcester	3-5	Mar. 9	Manchester	4-5			

* - Overtime

- Shootout

+ - Kelly Cup Playoffs



Jeff Mead
President

Jeff Mead was named as President of the Adirondack Thunder on July 1, 2017, adding on to his current position as General Manager of Cool Insuring Arena. A Glens Falls, N.Y. native, Mead returned to the area in 2015 as he took over the then named Glens Falls Civic Center as General Manager. Mead also serves on the Downtown Business Improvement District as the organization's treasurer and is a member of the Adirondack Regional Chamber of Commerce Leadership Program. Prior to joining the Civic Center, Mead had served as the General Manager of three entertainment complexes, most recently the Blue Sky Sports Center in Allen, Texas from 2012-15. Mead also served as the general manager of the Dr. Pepper Starcenters, the official practice rink of the Dallas Stars, for three years from 2009-12. From 1999-2009, Mead worked for Polar Ice Entertainment the operating company of the Dr. Pepper Starcenters, where he served as the General Manager and Regional Director of Operations. With Polar, Mead worked at several locations, including Grapevine, Texas, where he operated the facility, negotiated naming rights and helped to bring the Stars to the complex. Mead is a 1997 graduate of the State University of New York at Potsdam, where he lettered in varsity hockey for four seasons. Mead and the Bears won the 1996 SUNYAC Championship and reached the NCAA Division III quarterfinals in 1996. Prior to playing collegiate hockey, Mead won two New York State High School Hockey State Titles with Glens Falls High School. Mead is married to his wife Tracy with two children, Avery and Trevor.

1 Civic Center Plaza, Glens Falls, NY 12801

Office	(518) 480-3355	Email	info@echlthunder.com
Arena	Cool Insuring Arena	Capacity	4,794
Rink Dimensions	200 x 85	Team Colors	Red, Black, Gray
Radio StationHits 95.9 and Talk 1450	Broadcaster	Evan Pivnick

Team Directory

President	Jeff Mead
Director, Ticket Sales and Services	Sean Driscoll
Director, Corporate Partnerships	Tadd Sipowicz
Director, Corporate Sales	Nathan Gosline
Director, Communications	Jon Edwards
Director, Broadcasting & Community Relations	Evan Pivnick
Director, Events	Sarah Alpaugh
Finance Manager	Victoria Beagle
Group Sales Manager	Molly Coventry
Tickey Sales Executive	Michaela Cole
Head Coach & Director of Hockey Operations	Alex Loh
Associate Coach	Pete Dineen
Athletic Therapist	Aisha Visram
Equipment Manager	Aaron Latchford



ALLEN AMERICANS

2017-18 Results

35W-29L-6OTL-2SOL 78 PTS.

Third, Mountain Division

NHL Affiliate: Minnesota Wild

AHL Affiliate: Iowa Wild

Year-by-Year Record

Season	GP	Home					Away					Overall					GF	GA	PTS
		W	L	T	OT	SO	W	L	T	OT	SO	W	L	T	OT	SO			
2017-18	72	19	11	6	3-5	1-1	16	18	2	0-1	2-1	35	29	8	3-6	3-2	235	232	78
2016-17	72	25	8	3	1-2	1-1	24	9	3	6-2	1-1	49	17	6	7-4	2-2	294	203	104
2015-16	72	22	10	4	0-2	2-2	19	14	3	3-1	1-2	41	24	7	3-3	3-4	222	204	89
2014-15	72	24	6	6	2-5	1-1	24	8	4	1-1	2-2	48	14	10	3-3	3-4	292	203	106

T - Includes Overtime and Shootout Losses

Year-by-Year Results

Season	Finished	Result
2018	3rd, Mountain	Lost Division Semifinals
2017	1st, Mountain	Lost Division Finals
2016	2nd, Central	Won Kelly Cup
2015	1st, Central	Won Kelly Cup

All-Time Record vs. Other Clubs

Team	W-L-T	Team	W-L-T	Team	W-L-T	Team	W-L-T
Adirondack	0-0-0	Idaho	8-4-3	Newfoundland	0-0-0	Tulsa	34-19-6
Atlanta	1-1-1	Indy	6-2-0	Norfolk	0-0-0	Utah	11-5-0
Brampton	6-0-1	Jacksonville	1-0-0	Orlando	2-0-2	Wheeling	0-0-0
Cincinnati	1-0-2	Kalamazoo	0-2-0	Rapid City	22-7-1	Wichita	39-10-7
Florida	1-2-0	Kansas City	26-11-4	Reading	0-0-0	Worcester	0-0-0
Fort Wayne	0-3-0	Maine	0-0-0	South Carolina	0-0-0		
Greenville	0-0-0	Manchester	0-0-0	Toledo	1-0-0		

Web - AllenAmericans.com

Twitter - [@AllenAmericans](https://twitter.com/AllenAmericans)

36 - Allen Americans

Club Records**Players**

Most Points, Season	125	Chad Costello, 2014-15
Most Points, Game	5	Greger Hanson at Rapid City, Feb. 10, 2017 Chad Costello vs. Brampton, Apr. 3, 2015
Most Goals, Season	44	Gary Steffes, 2014-15
Most Goals, Game	4	Greger Hanson at Rapid City, Feb. 10, 2017 Jack Combs vs. Quad City, Dec. 10, 2014
Most Assists, Season	89	Chad Costello, 2016-17
Most Assists, Game	4	Chad Costello vs. Brampton, Apr. 3, 2015
Most PIM, Season	256	Brett Lyon, 2014-15
Most PIM, Game	29	Mike Gunn vs. Wichita, Dec. 16, 2016

Goaltenders

Most Appearances	50	Riley Gill, 2014-15
Most Minutes	2,868	Riley Gill, 2014-15
Most Wins	33	Riley Gill, 2014-15
Most Losses	12	Riley Gill, 2015-16
Most Overtime Losses	5	Riley Gill, 2014-15
Most Shots	1,435	Riley Gill, 2014-15
Most Saves	1,311	Riley Gill, 2014-15
Most Shutouts	7	Riley Gill, 2016-17
Lowest GAA	2.22	Riley Gill, 2016-17
Best Save Percentage	.935	Riley Gill, 2016-17

Team

Most Points	106	2014-15
Fewest Points	78	2017-18
Most Wins	49	2016-17
Fewest Wins	35	2017-18
Most Losses	29	2017-18
Fewest Losses	14	2014-15
Most Goals Scored	294	2016-17
Fewest Goals Against	203	2014-15 & 2016-17
Most Penalty Minutes	1,634	2014-15

Longest Winning Streak

Overall	9	Dec. 31, 2014-Jan. 19, 2015
Home	11	Dec. 20, 2014-Jan. 29, 2015
Road	8	Feb. 8-Mar. 12, 2017

Longest Winless Streak

Overall	6	Jan. 15-26, 2018
Home	8	Jan. 30-Mar. 18, 2015
Road	4	Nov. 27-Dec. 18, 2015 Feb. 13-21, 2016

Regular Season Attendance Record

5,816 vs. Brampton, Feb. 28, 2015

Postseason Game Attendance Record

6,125 vs. South Carolina, June 14, 2015

Regular Season Attendance Record

164,559, 2015-16

Playoff Record vs. Current Teams

	<u>Series</u>	<u>W</u>	<u>L</u>	<u>GP</u>	<u>W</u>	<u>L</u>	<u>GF</u>	<u>GA</u>	<u>Last Mtg</u>	<u>Rnd</u>	<u>Result</u>
Fort Wayne	1	1	0	5	4	1	22	16	2016	CF	W 4-1
Idaho	2	1	1	14	7	7	34	41	2018	DSF	L 3-4
Kansas City	1	1	0	6	4	2	19	12	2016	CSF	W 4-2
Rapid City	1	1	0	6	4	2	29	19	2015	DF	W 4-2
South Carolina	1	1	0	7	4	3	22	19	2015	Finals	W 4-3
Tulsa	1	1	0	5	4	1	18	14	2015	DSF	W 4-1
Utah	1	1	0	5	4	1	18	10	2017	DSF	W 4-1
Wheeling	1	1	0	6	4	2	24	19	2016	Finals	W 4-2

All-Time Playoff Results

<u>Year</u>	<u>Round</u>	<u>Opponent</u>	<u>Result</u>	<u>GF</u>	<u>GA</u>	<u>OT</u>	<u>Year</u>	<u>Round</u>	<u>Opponent</u>	<u>Result</u>	<u>GF</u>	<u>GA</u>	<u>OT</u>
2018	DSF	Idaho	L 3-4	19	22	0-0							
2017	DF	Colorado	L 2-4	16	18	0-0							
	DSF	Utah	W 4-1	18	10	0-0							
2016	Finals	Wheeling	W 4-2	24	19	1-0							
	CF	Fort Wayne	W 4-1	22	16	2-0							
	CSF	Missouri	W 4-2	19	12	0-0							
	CQF	Idaho	W 4-3	16	19	1-0							
2015	Finals	South Carolina	W 4-3	22	19	2-0							
	CF	Ontario	W 4-3	20	18	0-0							
	DF	Rapid City	W 4-2	29	19	0-0							
	DSF	Tulsa	W 4-1	18	14	1-0							

2017-18 Regular Season Statistics

PLAYER	Pos	GP	G	A	PTS	+/-	PIM	PP	PPA	SH	SHA	GW	FG	OT	UA	EN	SOG	SOA	Shots	Sh%
Casey Pierro-Zabotel	C	72	19	50	69	19	26	4	14	1	3	2	3	0	0	1	2	4	138	13.8
Alex Guptill	LW	48	20	23	43	3	74	4	1	1	0	2	3	0	1	3	2	3	121	16.5
TOTALS		65	27	33	60	-3	124	6	1	1	0	3	5	0	1	3	2	3	175	15.4
David Makowski	D	58	11	43	54	28	135	3	19	1	1	2	1	0	2	1	0	0	212	5.2
Joel Chouinard	D	72	12	39	51	22	34	8	15	0	1	1	3	0	2	0	0	0	146	8.2
Thomas Frazee	C	16	7	5	12	5	6	0	2	1	0	1	2	0	0	0	0	0	47	14.9
TOTALS		62	18	31	49	6	68	3	7	2	0	3	3	1	1	1	0	2	192	9.4
Bryan Moore	LW	57	21	27	48	-3	218	4	6	1	0	5	1	2	1	2	0	1	149	14.1
Zach Pochiro	RW	42	18	23	41	14	37	3	2	1	0	2	1	0	1	2	1	3	128	14.1
J.C. Campagna	LW	13	5	4	9	-2	14	2	0	0	0	2	0	0	0	0	0	0	42	11.9
TOTALS		45	13	22	35	6	22	3	2	0	0	4	0	0	0	1	1	1	152	8.6
Tristan King	RW	1	0	0	0	0	0	0	0	0	0	0	0	0	0	0	0	0	1	0.0
TOTALS		43	15	18	33	-7	20	4	6	0	1	0	2	0	0	0	4	7	125	12.0
Vincent Arseneau	LW	38	18	14	32	13	92	3	4	0	0	4	3	0	2	0	1	2	140	12.9
Eric Roy	D	70	14	18	32	-6	22	7	9	0	0	1	3	0	0	0	0	2	133	10.5
Spencer Asuchak	C	56	13	19	32	-12	36	5	5	0	0	1	2	0	0	1	0	0	124	10.5
Olivier Archambault	LW	19	13	18	31	12	32	1	5	0	0	2	2	0	1	0	0	0	61	21.3
Colby McAuley	LW	34	8	12	20	8	72	0	1	0	1	2	1	0	0	0	0	0	66	12.1
Mathieu Aubin	RW	48	7	13	20	-4	12	3	3	0	1	2	0	0	0	0	0	2	71	9.9
Dalton Thrower	D	61	3	13	16	-1	95	0	3	0	0	0	1	0	0	1	0	0	65	4.6
Alex Schoenborn	RW	42	6	9	15	2	42	0	0	0	0	0	0	0	0	0	0	0	57	10.5
Peter MacArthur	LW	22	5	8	13	0	12	2	5	0	0	0	1	0	0	0	0	0	51	9.8
Alexandre Carrier	RW	13	0	2	2	-5	2	0	0	0	0	0	0	0	0	0	0	0	17	0.0
TOTALS		59	3	9	12	-6	90	0	0	0	0	0	0	0	0	0	0	0	64	4.7
Miles Liberati	D	56	3	7	10	-19	45	0	0	0	0	1	0	0	0	0	0	0	78	3.8
Connor Reilly	LW	31	2	8	10	-1	11	0	0	0	0	0	1	0	0	0	0	0	39	5.1
Mike Gunn	D	64	1	9	10	-8	98	0	0	0	0	0	0	0	0	0	0	0	51	2.0
Jonathan Lessard	LW	20	6	3	9	1	35	1	2	1	0	1	1	0	0	0	1	2	47	12.8
Daniel Leavens	RW	16	3	6	9	-1	12	0	1	0	0	0	1	0	1	0	1	2	34	8.8
Zach Hall	C	23	2	5	7	3	32	0	0	0	0	1	1	0	0	0	0	0	27	7.4
Josh Thrower	D	69	1	6	7	-12	102	0	0	0	0	0	0	0	0	0	0	0	31	3.2
Gary Steffes	C	6	4	2	6	-3	4	1	0	0	0	0	0	0	0	0	0	0	17	23.5
Marcus Basara	F	18	3	3	6	-10	6	0	0	0	0	0	2	0	0	0	0	0	32	9.4
Jared Bethune	LW	9	0	5	5	-3	6	0	0	0	0	0	0	0	0	0	0	0	14	0.0
Braylon Shmyr	LW	9	2	2	4	2	2	0	0	0	0	0	0	0	0	0	0	0	17	11.8
Tanner Eberle	RW	11	2	1	3	1	27	0	0	0	0	0	0	0	0	0	0	0	25	8.0
Jaynen Kissling	D	5	1	2	3	-1	0	0	0	0	0	0	0	0	0	0	0	0	12	8.3
Mathieu Foget	C	2	1	0	1	0	0	0	0	0	0	1	0	1	0	0	0	0	5	20.0
Tyler Poulsen	RW	2	1	0	1	-1	0	0	0	0	0	0	0	0	0	0	0	0	3	33.3
Stephon Williams	G	34	0	1	0	0	44	0	0	0	0	0	0	0	0	0	0	0	0	0.0
Jeremy Brodeur	G	39	0	1	1	0	0	0	0	0	0	0	0	0	0	0	0	0	0	0.0
Riley Gill	G	2	0	0	0	0	0	0	0	0	0	0	0	0	0	0	0	0	0	0.0
Gordie Ballhorn	D	3	0	0	0	-1	0	0	0	0	0	0	0	0	0	0	0	0	1	0.0
Anthony Calabrese	D	8	0	0	0	-2	2	0	0	0	0	0	0	0	0	0	0	0	9	0.0
Jake Paterson	G	14	0	0	0	0	0	0	0	0	0	0	0	0	0	0	0	0	0	0.0
TOTALS		23	0	0	0	0	0	0	0	0	0	0	0	0	0	0	0	0	0	0.0
BENCH		72	3				24												3	
TEAM TOTALS		72	235	401	633	38	1411	51	97	7	7	32	33	3	9	11	8	23	2214	10.5

GOALIE	GP	MINS	W	L	OTL	SL	SO	EN	GA	GAA	SOGP	SOW	SA	SVS	SV%
Riley Gill	2	114	2	0	0	0	0	0	5	2.64	0	0	59	54	0.915
Stephon Williams	34	1434	9	12	2	1	0	3	75	3.14	2	1	817	742	0.908
Jeremy Brodeur	39	1942	15	13	3	1	0	4	102	3.15	1	0	1233	1131	0.917
Jake Paterson	14	843	9	4	1	0	0	0	41	2.92	2	2	492	451	0.917
TOTALS	23	1389	11	10	2	0	0	0	86	3.71	3	3	854	768	0.899
TEAM TOTALS	89	4333	35	29	6	2	0	7	223	3.09	5	3	2601	2378	0.914

2018 Kelly Cup Playoffs Statistics

PLAYER	Pos	GP	G	A	PTS	+/-	PIM	PP	PPA	SH	SHA	GW	FG	OT	UA	EN	Shots	Sh%
David Makowski	D	7	4	3	7	3	28	1	1	0	0	0	1	0	2	0	34	11.8
Zach Pochiro	RW	6	3	2	5	1	22	0	0	0	0	1	0	0	1	1	11	27.3
Braylon Shmyr	LW	7	2	3	5	-1	2	0	1	0	0	0	2	0	1	0	14	14.3
Joel Chouinard	D	7	1	3	4	5	2	0	0	0	0	0	0	0	0	0	11	9.1
Alex Guptill	LW	7	1	3	4	2	11	1	0	0	0	0	0	0	0	0	22	4.5
Spencer Asuchak	C	7	1	2	3	-4	8	0	0	0	0	0	0	0	0	0	14	7.1
Mike Gunn	D	7	0	3	3	-2	5	0	0	0	0	0	0	0	0	0	10	0.0
Eric Roy	D	7	0	3	3	-8	2	0	2	0	0	0	0	0	0	0	11	0.0
J.C. Campagna	LW	7	2	0	2	0	4	0	0	0	0	1	1	0	0	0	14	14.3
Casey Pierro-Zabotel	C	7	2	0	2	-1	2	0	0	0	0	0	0	0	0	0	14	14.3
Mathieu Foget	C	7	1	1	2	3	0	0	0	0	0	0	0	0	0	0	14	7.1
Bryan Moore	LW	7	1	1	2	-2	11	0	0	0	0	1	0	0	0	0	14	7.1
Jared Bethune	LW	7	1	0	1	4	2	0	0	0	0	0	1	0	0	0	16	6.3
Gordie Ballhorn	D	7	0	1	1	1	4	0	0	0	0	0	0	0	0	0	8	0.0
Dalton Thrower	D	7	0	1	1	0	12	0	0	0	0	0	0	0	0	0	7	0.0
Jeremy Brodeur	G	1	0	0	0	0	0	0	0	0	0	0	0	0	0	0	0	0.0
Alexandre Carrier	RW	2	0	0	0	-1	0	0	0	0	0	0	0	0	0	0	0	0.0
Tristan King	RW	3	0	0	0	-1	0	0	0	0	0	0	0	0	0	0	4	0.0
Miles Liberati	D	3	0	0	0	0	0	0	0	0	0	0	0	0	0	0	3	0.0
Jake Paterson	G	7	0	0	0	0	0	0	0	0	0	0	0	0	0	0	0	0.0
BENCH		7	0				4										0	
TEAM TOTALS		7	19	26	45	-1	119	2	4	0	0	3	5	0	4	1	221	8.6

GOALIE	GP	MINS	W	L	SO	EN	GA	GAA	SA	SVS	SV%
Jeremy Brodeur	1	0	0	0	0	0	0	0.00	0	0	0.000
Jake Paterson	7	415	3	4	0	2	21	3.04	249	228	0.916
TEAM TOTALS	8	415	3	4	0	2	21	3.04	249	228	0.916



Steve Martinson Head Coach

Steve Martinson, who joined the Allen Americans in 2012-13 as head coach and general manager, led the Americans to titles in each of his first four seasons behind the bench, capturing Central Hockey League championships in 2013 and 2014 before winning the Kelly Cup title in 2015 and 2016. He is one of just four coaches in ECHL history to win multiple Kelly Cup titles. Prior to Allen, Martinson coached the Chicago Express in their only season in the ECHL. A native of Minnetonka, Minnesota, he played professionally for 12 years spanning from 1981-96, at several different levels. Martinson played in 50 games in the National Hockey League, for parts of four seasons with the Detroit Red Wings, Montreal Canadiens and Minnesota North Stars. Martinson began his coaching career in 1996 with the San Diego Gulls of the WCHL, where he coached for nine seasons and over 600 games, winning five championships. During his ECHL expansion season in 2003-04 with San Diego, his club set an ECHL record for most points by an expansion team with 100 points. Following San Diego, he spent three seasons in Rockford of the UHL, where he won a championship with the IceHogs in 2006-07. In his 22 years of coaching, Martinson has failed to reach the postseason only once. He enters the 2018-19 season fifth in ECHL history with 373 regular-season wins, tied for seventh with 648 games coached, third with 92 postseason games coached and tied for third with 49 postseason wins. Martinson was a tough, gritty player during his playing days, racking up more than 3,000 penalty minutes over his 14-year career. He holds the single season American Hockey League mark for most major penalties in a season with 49, in 1985-86. Off the ice, Martinson earned his Business Management degree in 1981, from St Cloud State University. Martinson and his wife, Michelle, reside in Illinois in the offseason along with their two children, Logan and Lily.

Coaching Record

Season	Team	Regular Season				Playoffs		
		Games	W	L	T	Games	W	L
1995-96	San Diego (WCHL)	58	49	7	2	9	6	3
1996-97	San Diego (WCHL)	64	50	12	2	8	7	1
1997-98	San Diego (WCHL)	64	53	10	1	13	11	2
1998-99	San Diego (WCHL)	71	45	19	7	12	7	5
1999-00	San Diego (WCHL)	70	46	16	6	9	4	5
2000-01	San Diego (WCHL)	72	50	17	5	13	10	3
2001-02	San Diego (WCHL)	72	47	22	3	7	4	3
2002-03	San Diego (WCHL)	72	45	22	7	12	8	4
2003-04	San Diego Gulls (ECHL)	72	49	13	10	3	0	3
2004-05	Rockford (UHL)	80	46	25	9	11	7	6
2005-06	Rockford (UHL)	76	48	19	9	9	4	5
2006-07	Rockford (UHL)	76	48	21	7	17	12	5
2007-08	Elmira Jackals (ECHL)	72	41	24	7	6	2	4
2008-09	Elmira Jackals (ECHL)	72	39	26	7	11	4	7
2009-10	Elmira Jackals (ECHL)	72	37	26	9	5	2	3
2011-12	Chicago Express (ECHL)	72	34	26	12	---	---	---
2012-13	Allen (CHL)	66	39	18	9	19	12	7
2013-14	Allen (CHL)	66	39	22	5	17	12	5
2014-15	Allen Americans (ECHL)	72	48	14	10	25	16	9
2015-16	Allen Americans (ECHL)	72	41	24	7	24	16	8
2016-17	Allen Americans (ECHL)	72	49	17	6	11	6	5
2017-18	Allen Americans (ECHL)	72	35	29	8	7	3	4
	ECHL Totals	648	373	199	76	92	49	43

Coaching History

Year	Coach	STD	W	L	T	PTS	Playoffs
2017-18	Steve Martinson	3-M	35	29	8	78	Lost Division Semifinals
2016-17	Steve Martinson	1-M	49	17	6	104	Lost Division Finals
2015-16	Steve Martinson	2-C	41	24	7	89	Won Kelly Cup
2014-15	Steve Martinson	1-C	48	14	10	106	Won Kelly Cup

2018-19 Schedule

Fri. Oct. 12	at Kansas City	Fri. Dec. 7	at Kansas City	Fri. Feb. 1	Idaho
Sat. Oct. 13	at Wichita	Sat. Dec. 8	at Kansas City	Sat. Feb. 2	Idaho
Fri. Oct. 19	at Wichita	Wed. Dec. 12	at Wheeling	Tue. Feb. 5	at Wichita
Sat. Oct. 20	Wichita	Fri. Dec. 14	at Reading	Fri. Feb. 8	at Kansas City
Sun. Oct. 21	at Tulsa	Sat. Dec. 15	at Reading	Fri. Feb. 15	Worcester
Fri. Oct. 26	at Rapid City	Sun. Dec. 16	at Reading	Sat. Feb. 16	Reading
Sat. Oct. 27	at Rapid City	Wed. Dec. 19	Cincinnati	Sun. Feb. 17	Reading
Sun. Oct. 28	at Rapid City	Fri. Dec. 21	Cincinnati	Fri. Feb. 22	Utah
Fri. Nov. 2	South Carolina	Sat. Dec. 22	Cincinnati	Sat. Feb. 23	Utah
Sat. Nov. 3	South Carolina	Fri. Dec. 28	at Utah	Sun. Feb. 24	Utah
Tue. Nov. 6	at Kansas City	Sat. Dec. 29	at Utah	Fri. Mar. 1	Tulsa
Fri. Nov. 9	Kansas City	Mon. Dec. 31	Tulsa	Sat. Mar. 2	at Tulsa
Sat. Nov. 10	Kansas City	Wed. Jan. 2	Kansas City	Sun. Mar. 3	Rapid City
Sun. Nov. 11	at Wichita	Fri. Jan. 4	at Tulsa	Wed. Mar. 6	Kansas City
Fri. Nov. 16	Tulsa	Fri. Jan. 11	Wichita	Fri. Mar. 8	Kansas City
Sat. Nov. 17	at Tulsa	Sat. Jan. 12	at Wichita	Sat. Mar. 9	Tulsa
Wed. Nov. 21	at Utah	Sun. Jan. 13	at Wichita	Tue. Mar. 12	Tulsa
Fri. Nov. 23	at Utah	Wed. Jan. 16	at Idaho	Sun. Mar. 17	Wichita
Sat. Nov. 24	at Utah	Fri. Jan. 18	at Idaho	Fri. Mar. 22	Utah
Tue. Nov. 27	at Tulsa	Sat. Jan. 19	at Idaho	Sat. Mar. 23	Utah
Fri. Nov. 30	Wichita	Fri. Jan. 25	at Tulsa	Fri. Mar. 29	Utah
Sat. Dec. 1	Wichita	Sat. Jan. 26	at Tulsa	Sat. Mar. 30	Wichita
Tue. Dec. 4	Rapid City	Sun. Jan. 27	at Tulsa	Fri. Apr. 5	at Wichita
Wed. Dec. 5	Rapid City	Wed. Jan. 30	Idaho	Sat. Apr. 6	at Wichita

2017-18 Results

Oct. 13	at Rapid City	8-3	Dec. 23	Tulsa	5-3	Feb. 24	at Kansas City	0-1
Oct. 14	at Rapid City	5-3	Dec. 27	Wichita	7-3	Mar. 2	Rapid City	5-2
Oct. 21	Orlando	6-2	Dec. 29	at Wichita	3-2	Mar. 3	Rapid City	3-2*
Oct. 22	Orlando	3-4*	Dec. 30	at Wichita	1-3	Mar. 7	at Idaho	2-1#
Oct. 27	at Tulsa	3-4	Dec. 31	Wichita	2-4	Mar. 9	at Utah	5-4#
Oct. 28	at Tulsa	0-2	Jan. 5	at Idaho	3-6	Mar. 10	at Utah	7-4
Oct. 29	Tulsa	3-4*	Jan. 6	at Idaho	0-5	Mar. 14	at Rapid City	5-4
Nov. 1	Utah	1-2	Jan. 10	Utah	6-3	Mar. 17	at Colorado	4-5
Nov. 3	at Wichita	5-3	Jan. 12	at Tulsa	3-5	Mar. 18	at Colorado	3-4*
Nov. 4	Wichita	1-3	Jan. 13	at Tulsa	7-2	Mar. 21	Tulsa	2-3
Nov. 5	Tulsa	2-1#	Jan. 15	Tulsa	1-2	Mar. 23	Kansas City	3-2
Nov. 10	Idaho	2-1	Jan. 19	at Indy	3-6	Mar. 24	Kansas City	1-6
Nov. 11	Idaho	4-5#	Jan. 20	at Fort Wayne	3-5	Mar. 28	Wichita	4-1
Nov. 12	Tulsa	4-3*	Jan. 21	at Fort Wayne	1-4	Mar. 30	Colorado	2-3*
Nov. 18	at Wichita	3-2	Jan. 24	Rapid City	3-5	Mar. 31	Colorado	5-4
Nov. 19	at Wichita	4-6	Jan. 26	Wichita	0-3	Apr. 3	at Wichita	1-2
Nov. 22	at Idaho	3-1	Jan. 27	Wichita	5-2	Apr. 6	Idaho	5-4*
Nov. 24	at Idaho	5-4	Feb. 1	Colorado	5-2	Apr. 7	Idaho	2-4
Nov. 25	at Idaho	1-5	Feb. 2	Colorado	5-1	+Apr. 13	at Idaho	3-2
Dec. 1	Rapid City	5-3	Feb. 3	at Tulsa	5-3	+Apr. 14	at Idaho	5-4
Dec. 2	Rapid City	6-2	Feb. 6	at Atlanta	2-3#	+Apr. 18	Idaho	5-4
Dec. 10	at Kansas City	3-2	Feb. 9	at Florida	0-4	+Apr. 20	Idaho	1-2
Dec. 11	at Kansas City	1-4	Feb. 10	at Florida	1-4	+Apr. 21	Idaho	1-2
Dec. 16	at Tulsa	5-2	Feb. 11	at Jacksonville	3-1	+Apr. 23	at Idaho	2-5
Dec. 19	Kansas City	5-2	Feb. 16	Utah	4-5	+Apr. 24	at Idaho	1-4
Dec. 20	Kansas City	3-4*	Feb. 17	Utah	1-3			
Dec. 22	Tulsa	3-4*	Feb. 23	at Kansas City	3-6			

* - Overtime # - Shootout + - Kelly Cup Playoffs



Matt Canavan
General Manager

Matt Canavan returned to the Allen Americans for the 2017-18 season as the club’s general manager overseeing business and hockey operations. He has spent over 20 years working in the sports and entertainment industry. Canavan got his start in the ECHL in 1993, working with the expansion Huntington Blizzard while attending Marshall University. Following the Blizzard, Canavan worked for the El Paso Buzzards in 1996-97 and they won the WPHL championship in the league's inaugural season. He later went on to the expansion Fort Worth Brahmas of the WPHL from 1997-98. He helped design and build the Blue Line Ice Complex, a three-sheet multi-purpose facility, now known as NYTEX, and home to the Texas Brahmas of the NAHL. Canavan worked in corporate partnerships for the Florida Panthers in the NHL from 2001-2003, highlighted by hosting the NHL All Star Game in 2003. Following the 2003 season with the Panthers, Canavan moved back to Texas for an opportunity to work for the Texas Tornado of the NAHL in the Dr. Pepper Star Center in Frisco, which opened in 2003. He spent five seasons with the Tornado, a team that produced three straight National Championships from 2004-2006. Canavan has eight championships under his belt during his career – seven as an executive, and one as a high school hockey coach. He resides in The Colony, Texas with his wife Tracey, daughter Kate and son John.

200 East Stacy Road, Suite 1350, Allen, TX 75002

Office(972) 912-1000
ArenaAllen Event Center
Rink Dimensions200 x 85
Radio StationHot 107.3 FM

Emailinfo@allenamericans.com
Capacity6,200
Team ColorsRed, White, Blue
BroadcasterTommy Daniels

Team Directory

Owner Jack Gulati
General Manager Matt Canavan
Head Coach Steve Martinson
Vice President of Broadcasting, Media and Community Relations Tommy Daniels
Director of Corporate Partnerships Robert Ciccotelli
Director of Ticket Operations Robert Fatta
Account Executives Jordan Manias, Aaron Burg, Joe McMahon, Brandon De-Smet,
 Will Hudson and Jared Katz
Ice Angels Director Stephanie DeBiase-Wheat
Athletic Trainer Jaime Garcia
Equipment Manager Tim Abbott
Goalie Coach Thomas Speer
Bus Driver Monty Williams



ATLANTA GLADIATORS

2017-18 Results

32W-35L-2OTL-3SOL 69 PTS.

Fourth, South Division

NHL Affiliate: Boston Bruins

AHL Affiliate: Providence Bruins

Year-by-Year Record

Season	GP	Home					Away					Overall					GF	GA	PTS
		W	L	T	OT	SO	W	L	T	OT	SO	W	L	T	OT	SO			
2017-18	72	13	18	5	0-2	1-3	19	17	0	4-0	0-0	32	35	5	4-2	1-3	205	229	69
2016-17	72	14	19	3	3-3	0-0	13	18	5	4-3	1-2	27	37	8	7-6	1-2	234	278	62
2015-16	72	16	17	3	4-2	2-1	18	14	4	4-3	2-1	34	31	7	8-5	4-2	189	224	75
2014-15	72	13	20	3	4-1	0-2	7	25	4	1-2	1-2	20	45	7	5-3	1-4	174	263	47
2013-14	72	17	17	2	0-0	2-2	12	21	3	1-3	1-0	29	38	5	1-3	3-2	203	227	63
2012-13	72	22	11	3	1-2	0-1	21	15	0	3-0	3-0	43	26	3	4-2	3-1	211	191	89
2011-12	72	26	7	3	0-0	4-3	15	13	8	0-7	4-1	41	20	11	0-7	8-4	214	200	93
2010-11	72	16	17	3	0-1	2-2	14	17	5	0-2	3-3	30	34	8	0-3	5-5	203	250	68
2009-10	72	16	18	2	2-0	2-2	15	15	6	4-5	1-1	31	33	8	6-5	3-3	243	277	70
2008-09	72	19	13	4	2-1	2-3	12	22	2	2-0	0-2	31	35	6	4-1	2-5	214	246	68
2007-08	72	22	12	2	0-0	3-2	22	11	3	2-2	3-1	44	23	5	2-2	6-3	247	198	93
2006-07	72	26	8	2	0-1	2-1	15	16	5	1-4	3-1	41	24	7	1-5	5-2	289	256	89
2005-06	72	29	4	3	2-0	0-3	21	11	4	1-0	0-4	50	15	7	3-0	0-7	304	208	107
2004-05	72	22	9	5	1-1	2-4	18	15	3	2-0	5-3	40	24	8	3-1	7-7	241	202	88
2003-04	72	24	7	5	1-2	3-3	18	15	3	1-2	3-1	42	22	8	2-4	6-4	248	193	92
2001-02*	72	19	9	8	1-1	3-7	9	17	10	0-7	2-3	28	26	18	1-8	5-10	215	237	74
2000-01*	72	22	12	2	1-1	4-1	16	16	4	0-2	3-2	38	28	6	1-3	7-3	240	233	82
1999-00*	70	23	12	0	---	1-0	17	16	2	---	4-2	40	28	2	---	5-2	275	230	82
1998-99*	70	16	15	4	---	4-4	15	16	4	---	3-4	31	31	8	---	7-8	231	259	70
1997-98*	70	22	10	3	---	4-3	13	17	5	---	5-5	35	27	8	---	9-8	236	233	78
1996-97*	70	22	8	5	---	2-5	12	17	6	---	2-6	34	25	11	---	4-11	257	263	79
1995-96*	70	13	16	6	---	2-6	9	21	5	---	5-5	22	37	11	---	7-11	265	325	55

T - Includes Overtime and Shootout Losses (Games tied at end of regulation went directly to shootout from 1995-2000)
* - Mobile Mysticks

Year-by-Year Results

Season	Finished	Result	Season	Finished	Result
2018	4th, South	Lost Division Semifinals	2006	1st, South	Lost Kelly Cup Finals
2017	6th, South	Out of Playoffs	2005	3rd, South	Lost Conference Semifinals
2016	4th, East	Out of Playoffs	2004	3rd, Central	Lost Conference Finals
2015	7th, East	Out of Playoffs	2002	6th, Southwest	Out of Playoffs
2014	5th, South	Out of Playoffs	2001	3rd, Southwest	Lost Conference Semifinals
2013	1st, South	Lost Conference Semifinals	2000	2nd, Southeast	Lost Conference Quarterfinals
2012	1st, South	Lost Conference Quarterfinals	1999	5th, Southwest	Lost Wild Card
2011	4th, South	Out of Playoffs	1998	5th, Southwest	Lost Conference Quarterfinals
2010	4th, South	Out of Playoffs	1997	4th, South	Lost First Round
2009	4th, South	Lost Division Semifinals	1996	7th, South	Out of Playoffs
2008	3rd, South	Lost Division Semifinals			
2007	3rd, South	Lost Division Semifinals			

All-Time Record vs. Other Clubs

Team	W-L-T	Team	W-L-T	Team	W-L-T	Team	W-L-T
Adirondack	2-2-0	Idaho	6-3-2	Newfoundland	0-0-0	Tulsa	0-0-0
Allen	2-1-0	Indy	0-3-1	Norfolk	9-5-0	Utah	2-0-2
Brampton	1-1-0	Jacksonville	7-3-1	Orlando	31-24-4	Wheeling	11-9-1
Cincinnati	11-8-1	Kalamazoo	8-7-6	Rapid City	0-0-0	Wichita	0-0-0
Florida	66-76-15	Kansas City	1-0-1	Reading	8-11-1	Worcester	0-1-0
Fort Wayne	3-8-0	Maine	0-0-0	South Carolina	76-88-17		
Greenville	49-52-9	Manchester	2-4-0	Toledo	10-11-2		

42 - Atlanta Gladiators

Club Records

Players

Most Points, Season	110	Brad Schell, 2006-07
Most Points, Game	7	Steve Suk vs. Birmingham, Feb. 13, 1996
Most Goals, Season	45	Mark Turner, 1999-2000
Most Goals, Game	4	seven times, most recent: Colton Fretter at South Carolina, Oct. 29, 2006
Most Assists, Season	85	Brad Schell, 2006-07
Most Assists, Game	5	Dean Sylvester vs. Birmingham, Feb. 13, 1996 Bobby Stewart at Birmingham, Jan. 15, 2000
Most PIM, Season	373	Jason Clarke, 1999-2000
Most PIM, Game	53	Myles Stoesz, Mar. 28, 2008

Goaltenders

Most Appearances	57	Greg Hewitt, 2001-02
Most Minutes	3,471	Greg Hewitt, 2001-02
Most Wins	32	Sean Fields, 2005-06
Most Losses	26	Mark Michaud, 1995-96
Most Overtime Losses	15	Greg Hewitt, 2001-02
Most Shots	1,790	Greg Hewitt, 2001-02
Most Saves	1,615	Greg Hewitt, 2001-02
Most Shutouts	5	Jeff Jakaitis, 2011-12
Lowest GAA	2.03	Jeff Jakaitis, 2011-12
Best Save Percentage	.930	Jeff Jakaitis, 2011-12

Team

Most Points	107	2005-06
Fewest Points	47	2014-15
Most Wins	50	2005-06
Fewest Wins	20	2014-15
Most Losses	45	2014-15
Fewest Losses	15	2005-06
Most Goals Scored	304	2005-06
Fewest Goals Against	191	2012-13
Most Penalty Minutes	2,138	1996-97

Longest Winning Streak

Overall	9	Jan. 21-Feb. 10, 2006
Home	12	Jan 6-Feb. 11, 2012
Road	8	Feb. 13-Apr. 3, 1999

Longest Winless Streak

Overall	12	Feb. 19-Mar. 12, 1996
Home	6	Jan. 18-Feb. 5, 2016 Feb. 7-Mar. 13, 2015 Oct. 17-Nov. 14, 1998
Road	10	Dec. 23, 2001-Feb. 7, 2002

Regular Season Game Attendance Record

11,355 four times, most recent:
Nov. 4, 2006 vs. Texas

Postseason Game Attendance Record

6,124 vs. Alaska, May. 29, 2006

Regular Season Attendance Record

217,643, 2004-05

Playoff Record vs. Current Teams

	<u>Series</u>	<u>W</u>	<u>L</u>	<u>GP</u>	<u>W</u>	<u>L</u>	<u>GF</u>	<u>GA</u>	<u>Last Mtg</u>	<u>Rnd</u>	<u>Result</u>
Cincinnati	1	0	1	6	2	4	14	18	2013	CSF	L 2-4
Florida	3	1	2	13	4	9	39	48	2018	DSF	L 0-4
Idaho	1	0	1	4	1	3	9	14	2004	CF	L 1-3
South Carolina	5	2	3	21	12	9	69	52	2013	CQF	W 4-0
Toledo	1	1	0	5	4	1	19	13	2006	CF	W 4-1

All-Time Playoff Results

<u>Year</u>	<u>Round</u>	<u>Opponent</u>	<u>Result</u>	<u>GF</u>	<u>GA</u>	<u>OT</u>	<u>Year</u>	<u>Round</u>	<u>Opponent</u>	<u>Result</u>	<u>GF</u>	<u>GA</u>	<u>OT</u>
2018	DSF	Florida	L 0-4	7	14	0-1	2005	CSF	Charlotte	L 1-3	6	12	1-1
2013	CSF	Cincinnati	L 2-4	14	18	0-1		CQF	Mississippi	W 3-1	18	6	0-1
							2004	CF	Idaho	L 1-3	9	14	0-0
2012	CQF	South Carolina	L 1-3	9	13	0-2		DF	Louisiana	W 3-1	12	11	1-0
2009	DSF	Florida	L 1-4	11	16	1-1		DSF	Mississippi	W 3-2	13	12	2-0
2008	DSF	South Carolina	L 2-3	13	13	0-1	2001	CSF	South Carolina	L 2-3	19	22	1-1
								CQF	Jackson	W 3-2	16	14	0-0
2007	DSF	Texas	L 1-3	12	14	0-2	2000	CQF	Greenville	L 2-3	15	21	0-0
2006	Finals	Alaska	L 1-4	18	17	0-0	1999	WC	Birmingham	L 0-2	5	9	0-0
							1998	CQF	Louisiana	L 0-3	13	18	0-1
	DF	Florida	W 3-1	21	18	0-0	1997	1st	Louisiana	L 0-3	7	12	0-0
	DSF	South Carolina	W 3-0	13	8	1-0							



Jeff Pyle

Head Coach/Director of Hockey Operations

Jeff Pyle returns to Atlanta as the Gladiators' head coach after previously serving in that role with the team from 2003-11. He enters the 2018-19 season third in ECHL history with 932 regular-season games coached and ranks fourth with 477 career wins. He served as head coach of the Mobile Mysticks for four seasons from 1998-2002, and assisted in transitioning the team's move from Mobile to Gwinnett, where it began play in the 2003-04 season. He led the Gladiators to the Kelly Cup Playoffs in each of their first six seasons, including to the 2006 Kelly Cup Finals. He departed the Gladiators following the 2010-11 season to join the American Hockey League's Texas Stars as head coach for the 2011-12 campaign. He returned to the ECHL with the Evansville IceMen in 2013-14, and has spent the previous two seasons coaching the Evansville Thunderbolts of the Southern Professional Hockey League. Prior to embarking on his coaching career, Pyle played 12 seasons of professional hockey, earning team MVP honors nine times and earning seven All-Star selections. He had his best season in 1986-87 when he was named International Hockey League MVP after scoring 49 goals and leading the league with 87 assists and 136 points while a member of the Saginaw Generals.

Coaching Record		Regular Season				Playoffs		
Season	Team	Games	W	L	T	Games	W	L
1998-99	Mobile Mysticks (ECHL)	70	31	31	8	2	0	2
1999-00	Mobile Mysticks (ECHL)	70	40	28	2	5	2	3
2000-01	Mobile Mysticks (ECHL)	72	38	28	6	10	5	5
2001-02	Mobile Mysticks (ECHL)	72	28	26	18	--	--	--
2003-04	Gwinnett Gladiators (ECHL)	72	42	22	8	13	7	6
2004-05	Gwinnett Gladiators (ECHL)	72	40	24	8	8	4	4
2005-06	Gwinnett Gladiators (ECHL)	72	50	15	7	17	11	6
2006-07	Gwinnett Gladiators (ECHL)	72	41	24	7	4	1	3
2007-08	Gwinnett Gladiators (ECHL)	72	44	23	5	8	5	3
2008-09	Gwinnett Gladiators (ECHL)	72	31	35	6	5	1	4
2009-10	Gwinnett Gladiators (ECHL)	72	31	33	8	--	--	--
2010-11	Gwinnett Gladiators (ECHL)	72	30	34	8	--	--	--
2011-12	Texas (AHL)	76	31	40	5	--	--	--
2013-14	Evansville IceMen (ECHL)	72	31	30	11	--	--	--
2016-17	Evansville (SPHL)	56	14	32	10	--	--	--
2017-18	Evansville (SPHL)	56	27	20	9	3	1	2
ECHL Totals		932	477	353	102	72	36	36

Coaching History

Year	Coach	STD	W	L	T	PTS	Playoffs
2017-18	Chuck Weber	4-S	32	35	5	69	Lost Division Semifinals
2016-17	Andy Brandt	6-S	27	37	8	62	Out of Playoffs
2015-16	Andy Brandt	4-S	34	31	7	75	Out of Playoffs
2014-15	Andy Brandt	7-E	14	35	6	34	Out of Playoffs
	Rick Emmett		6	10	1	13	
2013-14	Rick Emmett	5-S	29	38	5	63	Out of Playoffs
2012-13	John Wroblewski	1-S	43	26	3	89	Lost Conference Semifinals
2011-12	John Wroblewski	1-S	41	20	11	93	Lost Conference Quarterfinals
2010-11	Jeff Pyle	4-S	30	34	8	68	Out of Playoffs
2009-10	Jeff Pyle	4-S	31	33	8	70	Out of Playoffs
2008-09	Jeff Pyle	4-S	31	35	6	68	Lost Division Semifinals
2007-08	Jeff Pyle	3-S	44	23	5	93	Lost Division Semifinals
2006-07	Jeff Pyle	3-S	41	24	7	89	Lost Division Semifinals
2005-06	Jeff Pyle	1-S	50	15	7	107	Lost Kelly Cup Finals
2004-05	Jeff Pyle	3-S	40	24	8	88	Lost Conference Semifinals
2003-04	Jeff Pyle	3-C	42	22	8	92	Lost Conference Finals
2001-02*	Jeff Pyle	6-SW	28	26	18	74	Out of Playoffs
2000-01*	Jeff Pyle	3-SW	38	28	6	82	Lost Conference Semifinals
1999-00*	Jeff Pyle	2-SW	40	28	2	82	Lost Conference Quarterfinals
1998-99*	Jeff Pyle	5-SW	31	31	8	70	Lost Wild Card
1997-98*	Matt Shaw	5-SW	35	27	8	78	Lost Conference Quarterfinals
1996-97*	Eddie Johnstone	4-S	34	25	11	79	Lost First Round
1995-96*	Eddie Johnstone	7-S	22	37	11	55	Out of Playoffs

* - Mobile Mysticks, 1995-2002

2018-19 Schedule

Sat. Oct. 13	at Orlando	Wed. Dec. 19	Greenville	Fri. Feb. 15	Greenville
Fri. Oct. 19	Greenville	Thu. Dec. 20	Jacksonville	Sun. Feb. 17	at South Carolina
Sat. Oct. 20	Orlando	Fri. Dec. 21	Jacksonville	Wed. Feb. 20	at Rapid City
Sun. Oct. 21	at South Carolina	Thu. Dec. 27	Florida	Fri. Feb. 22	at Rapid City
Thu. Oct. 25	at Jacksonville	Sat. Dec. 29	Norfolk	Sat. Feb. 23	at Rapid City
Sat. Oct. 27	at Greenville	Sun. Dec. 30	Norfolk	Wed. Feb. 27	at Jacksonville
Fri. Nov. 2	Norfolk	Wed. Jan. 2	at Florida	Fri. Mar. 1	Greenville
Sun. Nov. 4	Norfolk	Fri. Jan. 4	at Florida	Sat. Mar. 2	at Greenville
Fri. Nov. 9	at Norfolk	Sat. Jan. 5	at Florida	Wed. Mar. 6	at Florida
Sat. Nov. 10	at Norfolk	Mon. Jan. 7	at Orlando	Fri. Mar. 8	at Florida
Tue. Nov. 13	at South Carolina	Fri. Jan. 11	at South Carolina	Sat. Mar. 9	at Florida
Fri. Nov. 16	Norfolk	Sat. Jan. 12	Jacksonville	Sun. Mar. 10	at Jacksonville
Sat. Nov. 17	Florida	Fri. Jan. 18	at Greenville	Wed. Mar. 13	South Carolina
Sun. Nov. 18	Florida	Sat. Jan. 19	at Greenville	Fri. Mar. 15	Florida
Wed. Nov. 21	Greenville	Mon. Jan. 21	Jacksonville	Sun. Mar. 17	Norfolk
Fri. Nov. 23	South Carolina	Sat. Jan. 26	Orlando	Sat. Mar. 23	Kansas City
Fri. Nov. 30	Greenville	Wed. Jan. 30	Greenville	Sun. Mar. 24	Greenville
Sat. Dec. 1	at Greenville	Thu. Jan. 31	Florida	Wed. Mar. 27	Orlando
Fri. Dec. 7	Orlando	Sat. Feb. 2	Orlando	Fri. Mar. 29	at Jacksonville
Sat. Dec. 8	at South Carolina	Mon. Feb. 4	at Greenville	Sat. Mar. 30	at Jacksonville
Sun. Dec. 9	South Carolina	Thu. Feb. 7	South Carolina	Sun. Mar. 31	at South Carolina
Wed. Dec. 12	at South Carolina	Fri. Feb. 8	South Carolina	Thu. Apr. 4	at Orlando
Fri. Dec. 14	at Jacksonville	Sat. Feb. 9	at Norfolk	Sat. Apr. 6	at South Carolina
Sun. Dec. 16	at Orlando	Wed. Feb. 13	Newfoundland	Sun. Apr. 7	South Carolina

2017-18 Results

Oct. 13	at Florida	3-4	Dec. 16	at Toledo	1-5	Feb. 13	at Greenville	5-0
Oct. 14	at Florida	1-3	Dec. 17	at Brampton	1-3	Feb. 16	Manchester	2-5
Oct. 20	Florida	2-4	Dec. 21	at Jacksonville	3-4	Feb. 18	Manchester	2-5
Oct. 21	Florida	1-5	Dec. 22	at South Carolina	4-3	Feb. 20	at Greenville	6-3
Oct. 26	at Jacksonville	6-5	Dec. 27	Florida	0-4	Feb. 23	at Toledo	1-3
Oct. 28	at Orlando	5-4	Dec. 29	South Carolina	4-2	Feb. 24	at Toledo	2-3
Oct. 29	at Orlando	4-2	Dec. 30	at South Carolina	1-3	Mar. 2	at Norfolk	2-3
Nov. 3	Kansas City	3-4#	Jan. 3	at Jacksonville	6-2	Mar. 3	at Norfolk	1-4
Nov. 4	Kansas City	4-2	Jan. 5	Greenville	3-5	Mar. 7	Orlando	6-1
Nov. 8	at Norfolk	5-4*	Jan. 6	at Greenville	3-0	Mar. 10	at South Carolina	0-5
Nov. 10	at South Carolina	3-2*	Jan. 7	Florida	3-4#	Mar. 13	Idaho	4-2
Nov. 11	at South Carolina	2-1*	Jan. 10	Norfolk	4-1	Mar. 15	Jacksonville	1-4
Nov. 15	at Greenville	3-6	Jan. 12	at South Carolina	1-3	Mar. 17	Jacksonville	4-5*
Nov. 16	Orlando	4-2	Jan. 13	Greenville	6-2	Mar. 19	South Carolina	2-3#
Nov. 19	South Carolina	2-3*	Jan. 15	Florida	2-6	Mar. 22	at Cincinnati	6-2
Nov. 23	South Carolina	1-2	Jan. 19	at Greenville	4-3	Mar. 23	at Cincinnati	3-2
Nov. 24	at Jacksonville	2-1	Jan. 20	at Greenville	3-2	Mar. 28	Kalamazoo	3-4
Nov. 26	Jacksonville	4-2	Jan. 21	at Greenville	5-4*	Mar. 31	at Florida	2-4
Dec. 1	Florida	3-5	Jan. 26	Norfolk	4-7	Apr. 6	Orlando	4-3
Dec. 2	Florida	3-5	Jan. 27	Norfolk	4-0	Apr. 7	Greenville	0-4
Dec. 3	Orlando	4-1	Jan. 28	Orlando	3-4	+Apr. 16	at Florida	1-4
Dec. 6	Jacksonville	2-1	Feb. 1	at Jacksonville	2-1	+Apr. 17	at Florida	2-3
Dec. 8	Greenville	3-4	Feb. 2	at Jacksonville	4-1	+Apr. 19	Florida	2-4
Dec. 9	at South Carolina	1-3	Feb. 3	Orlando	0-6	+Apr. 20	Florida	2-3*
Dec. 10	South Carolina	1-4	Feb. 6	Allen	3-2#			
Dec. 15	at Kalamazoo	3-6	Feb. 10	at Jacksonville	1-3			

* - Overtime

- Shootout

+ - Kelly Cup Playoffs



Scott Henrichsen
President

Scott Henrichsen was named President of the Gladiators on Aug. 22, 2017. He joined Atlanta from Sports Force Parks in Sandusky, Ohio where he served as the General Manager for the previous year. The San Jose, Calif. native is no stranger to the Atlanta market as he served as a Premium Seat Sales Manager for the NFL's Atlanta Falcons from 2002-09 where he generated over \$60 million in new revenue. In total, Henrichsen has gained over 20 years of experience in sales and the sports industry amassing more than \$100 million in personal ticket revenue for various sports teams at every level. Hockey is not a new sport for Henrichsen as he worked for the Minnesota Wild and St. Paul Arena during their first season in the NHL, in addition to several years with the Idaho Steelheads, then of the West Coast Hockey League.

P.O. Box 957238, Duluth, GA 30095

Office	(770) 497-5100	Email	hockey@atlantagladiators.com
Arena	Infinite Energy Arena	Capacity	10,867
Rink Dimensions200 x 85	Team Colors	Burgundy, Black and Gold
Radio Station ..	The Other Side of the River 97.7 FM	Broadcaster	Chris Trefl

Team Directory

Owner	P. Daniel Orlich
President	Scott Henrichsen
Chief Financial Officer	Bill Davidson
Head Coach & General Manager of Hockey Operations	Jeff Pyle
Director of Communications & Broadcasting	Chris Trefl
Director of Marketing	Waid Harbison
Director of Community & Youth Hockey Relations	Clyde Patterson
Director of Office Administration	Joelle Wallace
Ticket Package Sales Manager	Tommy Easley
Corporate Sales Managers	Anthony Schaaf and Kyle Peacock
Merchandise Manager	Tim Berninger
Ticket Package Account Executives	Greg Peeler and Matt Fuller
Group Tickets Account Executives ...	Caroline Snyder, Brian Bonanno and James Holloway
Athletic Trainer	Aaron Rice
Equipment Manager & Assistant Director of Hockey Operations	Patrick Houlihan



BRAMPTON BEAST

2017-18 Results

28W-34L-6OTL-4SOL 66 PTS.

Sixth, North Division

NHL Affiliate: Montreal Canadiens

AHL Affiliate: Laval Rocket

Year-by-Year Record

Season	GP	Home					Away					Overall					GF	GA	PTS
		W	L	T	OT	SO	W	L	T	OT	SO	W	L	T	OT	SO			
2017-18	72	16	16	4	2-3	2-1	12	18	6	1-3	0-3	28	34	10	1-3	0-3	210	245	66
2016-17	72	20	12	4	3-3	0-0	20	12	4	4-2	0-2	40	24	8	7-3	1-5	263	256	88
2015-16	72	12	17	7	2-5	1-2	11	21	4	4-2	0-2	23	38	11	6-7	1-4	179	255	57
2014-15	72	11	24	1	4-1	2-0	12	22	2	1-2	0-0	23	46	3	5-3	2-0	181	298	49

T - Includes Overtime and Shootout Losses

Year-by-Year Results

Season	Finished	Result
2018	6th, North	Out of Playoffs
2017	3rd, North	Lost Division Finals
2016	4th, North	Out of Playoffs
2015	7th, Central	Out of Playoffs

All-Time Record vs. Other Clubs

Team	W-L-T	Team	W-L-T	Team	W-L-T	Team	W-L-T
Adirondack	9-11-3	Idaho	0-0-0	Newfoundland	0-0-0	Tulsa	0-7-1
Allen	1-6-0	Indy	7-0-0	Norfolk	2-0-1	Utah	0-0-0
Atlanta	1-1-0	Jacksonville	0-1-1	Orlando	0-8-1	Wheeling	12-16-2
Cincinnati	2-3-0	Kalamazoo	9-14-4	Rapid City	6-5-1	Wichita	2-4-1
Florida	1-2-1	Kansas City	4-4-1	Reading	11-7-3	Worcester	3-4-0
Fort Wayne	6-3-1	Maine	0-0-0	South Carolina	0-2-1		
Greenville	2-1-0	Manchester	5-6-2	Toledo	7-19-6		

Web - BramptonBeast.com

Twitter - [@BramptonBeast](https://twitter.com/BramptonBeast)

48 - Brampton Beast

Club Records

Players

Most Points, Season	83	David Vallorani, 2016-17
Most Points, Game	5	David Pacan at Reading, Apr. 1, 2017
Most Goals, Season	41	David Pacan, 2016-17
Most Goals, Game	4	two times, most recent: David Pacan at Reading, Apr. 1, 2017
Most Assists, Season	52	Brandon Marino, 2016-17
Most Assists, Game	3	six times, most recent: Brandon Marino vs. Kalamazoo, Dec. 6, 2015
Most PIM, Season	123	Stephon Thorne, 2014-15
Most PIM, Game	16	Mathieu Gagnon at Wheeling, Jan. 28, 2017

Goaltenders

Most Appearances	46	Zachary Fucale, 2016-17
Most Minutes	2,539	Zachary Fucale, 2016-17
Most Wins	25	Zachary Fucale, 2016-17
Most Losses	17	Grant Rollheiser, 2014-15
Most Overtime Losses	4	Zachary Fucale, 2016-17
Most Shots	1,312	Zachary Fucale, 2016-17
Most Saves	1,178	Zachary Fucale, 2016-17
Most Shutouts	4	Zachary Fucale, 2016-17
Lowest GAA	3.17	Zachary Fucale, 2016-17
Best Save Percentage	.902	Trevor Cann, 2014-15 Grant Rollheiser, 2014-15

Team

Most Points	88	2016-17
Fewest Points	49	2014-15
Most Wins	40	2016-17
Fewest Wins	23	2015-16 2014-15
Most Losses	38	2015-16
Fewest Losses	24	2016-17
Most Goals Scored	263	2016-17
Fewest Goals Against	245	2017-18
Most Penalty Minutes	1,144	2014-15

Longest Winning Streak

Overall	6	Feb. 2-12, 2017
Home	8	Jan. 22-Mar. 9, 2017
Road	5	Dec. 17-30, 2017

Longest Winless Streak

Overall	9	Jan. 24-Feb. 10, 2018
Home	6	Mar. 4-27, 2016 Mar. 20-Apr. 10, 2015
Road	9	Jan. 29-Mar. 18, 2016

Regular Season Attendance Record

5,020 7 times, most recent:
vs. Reading, Mar. 8, 2018

Postseason Game Attendance Record

3,187 vs. Reading, April 22, 2017

Regular Season Attendance Record

111,813, 2016-17

Playoff Record vs. Current Teams

	<u>Series</u>	<u>W</u>	<u>L</u>	<u>GP</u>	<u>W</u>	<u>L</u>	<u>GF</u>	<u>GA</u>	<u>Last Mtg</u>	<u>Rnd</u>	<u>Result</u>
Manchester	1	0	1	6	2	4	11	21	2017	DF	L 2-4
Reading	1	1	0	6	4	2	12	9	2017	DSF	W 4-2

All-Time Playoff Results

<u>Year</u>	<u>Round</u>	<u>Opponent</u>	<u>Result</u>	<u>GF</u>	<u>GA</u>	<u>OT</u>	<u>Year</u>	<u>Round</u>	<u>Opponent</u>	<u>Result</u>	<u>GF</u>	<u>GA</u>	<u>OT</u>
2017	DF	Manchester	L 2-4	11	21	1-0							
	DSF	Reading	W 4-2	12	9	2-0							

2017-18 Regular Season Statistics

PLAYER	Pos	GP	G	A	PTS	+/-	PIM	PP	PEA	SH	SHA	GW	FG	OT	UA	EN	SOG	SOA	Shots	Sh%	
Brandon Marino	RW	72	20	42	62	-9	50	1	9	1	1	2	4	1	1	1	0	0	2	200	10.0
Erik Bradford	F	12	1	6	7	-6	10	0	0	0	1	1	0	1	0	0	0	0	0	33	3.0
TOTALS		65	16	36	52	-13	38	2	7	1	1	3	2	1	0	0	0	0	0	149	10.7
Chris Leveille	RW	64	18	33	51	-15	18	2	9	0	1	1	1	0	0	1	3	6	137	13.1	
Brandon MacLean	F	62	20	25	45	-2	59	3	5	4	3	4	1	0	5	1	0	3	202	9.9	
Alex Foster	F	61	15	23	38	-9	34	3	4	1	0	4	2	0	1	0	0	0	1	129	11.6
TOTALS		66	15	24	39	-12	36	3	4	1	0	4	2	0	1	0	0	1	137	10.9	
Reggie Traccitto	D	66	13	19	32	-20	55	4	8	3	1	1	1	0	0	0	1	2	172	7.6	
David Vallorani	F	46	10	20	30	1	26	1	4	0	0	1	3	1	1	0	0	0	1	91	11.0
Jordan Henry	D	56	9	20	29	3	84	1	4	1	1	1	3	0	0	0	0	0	2	217	4.1
Scott Jacklin	F	61	11	16	27	-3	58	0	3	0	1	1	1	0	0	1	0	1	0	110	10.0
Luc-Olivier Blain	C	41	9	15	24	-2	18	3	2	0	1	0	0	0	0	0	0	0	1	91	9.9
Willie Corrin	D	37	4	20	24	12	38	2	3	0	1	1	1	0	0	0	0	0	0	74	5.4
Matt Petgrave	D	44	8	15	23	0	72	1	0	0	1	1	0	0	0	0	0	0	0	71	11.3
Stefan Fournier	F	49	15	7	22	-15	145	6	2	0	0	0	4	0	0	1	0	0	1	125	12.0
Vincent Dunn	F	31	10	8	18	-11	70	2	2	0	0	0	3	0	0	0	0	0	1	108	9.3
Cody Donaghey	D	54	9	7	16	-24	20	2	3	0	1	4	1	0	0	0	0	0	1	89	10.1
Daniel Ciampini	F	15	4	12	16	-2	4	0	2	0	0	0	0	0	0	0	0	0	1	49	8.2
Nathan Todd	C	34	8	7	15	6	4	0	1	1	0	1	1	0	0	0	0	0	1	73	11.0
Jackson Leef	F	44	5	9	14	-3	20	1	0	0	0	0	0	0	0	0	0	0	1	87	5.7
Jamie Doornbosch	D	26	2	12	14	-2	12	0	5	0	0	0	0	0	0	0	0	0	0	61	3.3
Paul Cianfrini	D	71	1	13	14	9	32	0	0	0	0	0	0	0	0	0	0	0	0	85	1.2
Jeff King	D	23	2	2	4	-7	2	0	0	0	0	1	1	0	0	0	0	0	1	25	8.0
TOTALS		57	5	8	13	-29	21	1	2	0	0	1	1	0	0	0	0	0	1	71	7.0
Kevin Dufour	F	26	4	6	10	-10	2	2	3	0	0	1	0	0	0	0	0	0	3	56	7.1
Tyson Wilson	D	23	3	5	8	5	19	0	1	0	2	0	0	0	0	0	0	0	0	36	8.3
David Ling	F	12	1	7	8	1	4	0	2	0	0	0	0	0	0	0	0	0	0	14	7.1
Mike Folkes	D	46	0	7	7	-9	52	0	0	0	1	0	0	0	0	0	0	0	0	41	0.0
Thomas Ebbing	C	6	1	4	5	-3	9	1	0	0	0	0	0	0	0	0	0	0	0	13	7.7
Jordan Boucher	LW	4	2	1	3	-1	0	1	0	0	0	0	0	0	0	0	0	0	0	7	28.6
Yannick Veilleux	LW	3	0	3	3	-3	4	0	0	0	0	0	0	0	0	0	0	0	0	9	0.0
Corey Durocher	F	10	2	0	2	-1	8	0	0	1	0	0	0	0	0	0	0	0	0	14	14.3
Mark Bennett	F	2	0	2	2	1	0	0	0	0	0	0	0	0	0	0	0	0	0	5	0.0
Ian Harris	RW	6	0	2	2	1	0	0	0	0	0	0	0	0	0	0	0	0	0	5	0.0
Colin Martin	F	8	0	2	2	-1	4	0	0	0	0	0	0	0	0	0	0	0	1	8	0.0
Jordan Murray	D	3	1	0	1	1	2	0	0	0	0	1	0	0	0	0	0	0	0	11	9.1
Jeff Murray	F	3	0	1	1	1	0	0	0	0	0	0	0	0	0	0	0	0	0	6	0.0
Bailey Webster	D	3	0	1	1	-1	0	0	0	0	0	0	0	0	0	0	0	0	0	3	0.0
Eric Ylitalo	F	3	0	1	1	1	0	0	0	0	0	0	0	0	0	0	0	0	1	2	0.0
Bryan Cameron	F	4	0	1	1	-1	2	0	0	0	0	0	0	0	0	0	0	0	0	1	0.0
Patrick Piacentini	D	4	0	1	1	1	2	0	0	0	0	0	0	0	0	0	0	0	0	3	0.0
Marcus Hogberg	G	16	0	1	1	0	0	0	0	0	0	0	0	0	0	0	0	0	0	0	0.0
Jake Flegel	D	1	0	0	0	0	2	0	0	0	0	0	0	0	0	0	0	0	0	0	0.0
Maxime Lajoie	D	1	0	0	0	-1	2	0	0	0	0	0	0	0	0	0	0	0	0	0	0.0
T.J. Sherwood	G	1	0	0	0	0	0	0	0	0	0	0	0	0	0	0	0	0	0	0	0.0
Alex Vazquez	F	1	0	0	0	0	2	0	0	0	0	0	0	0	0	0	0	0	0	0	0.0
Macoy Erkamps	D	2	0	0	0	-3	2	0	0	0	0	0	0	0	0	0	0	0	0	2	0.0
Will King	G	2	0	0	0	0	0	0	0	0	0	0	0	0	0	0	0	0	0	0	0.0
Daniel Spence	G	2	0	0	0	0	0	0	0	0	0	0	0	0	0	0	0	0	0	0	0.0
Carmine Guerriero	G	4	0	0	0	0	0	0	0	0	0	0	0	0	0	0	0	0	0	0	0.0
Michael McNiven	G	4	0	0	0	0	2	0	0	0	0	0	0	0	0	0	0	0	0	0	0.0
Mitch Zion	F	4	0	0	0	-1	0	0	0	0	0	0	0	0	0	0	0	0	0	5	0.0
Mackenzie Braid	D	1	0	0	0	0	0	0	0	0	0	0	0	0	0	0	0	0	0	0	0.0
TOTALS		10	0	0	0	-2	26	0	0	0	0	0	0	0	0	0	0	0	0	4	0.0
Zachary Fucale	G	11	0	0	0	0	0	0	0	0	0	0	0	0	0	0	0	0	0	0	0.0
Chris Driedger	G	17	0	0	0	0	2	0	0	0	0	0	0	0	0	0	0	0	0	0	0.0
Andrew D'Agostini	G	20	0	0	0	0	0	0	0	0	0	0	0	0	0	0	0	0	0	0	0.0
BENCH		72	2				16													2	
TEAM TOTALS		72	210	376	584	-122	967	36	72	12	16	26	27	3	8	5	4	31	2472	8.4	

GOALIE	GP	MINS	W	L	OTL	SL	SO	EN	GA	GAA	SOGP	SOW	SA	SVS	SV%
Chris Driedger	17	1014	9	7	0	1	0	3	43	2.55	1	0	548	505	0.922
Will King	2	117	0	2	0	0	0	1	5	2.57	0	0	47	42	0.894
Zachary Fucale	11	657	5	4	2	0	0	2	31	2.83	0	0	356	325	0.913
Carmine Guerriero	4	147	0	1	1	0	0	1	7	2.87	0	0	54	47	0.870
Marcus Hogberg	16	949	8	7	0	1	0	2	49	3.10	2	1	578	529	0.915
Andrew D'Agostini	20	1120	6	10	1	2	0	2	69	3.70	3	1	581	512	0.881
Michael McNiven	4	201	0	2	1	0	0	1	14	4.19	0	0	106	92	0.868
Daniel Spence	2	92	0	0	1	0	0	0	7	4.57	0	0	47	40	0.851
T.J. Sherwood	1	30	0	1	0	0	0	1	3	6.10	0	0	15	12	0.800
TEAM TOTALS	77	4327	28	34	6	4	0	13	228	3.16	6	2	2332	2104	0.902



Colin Chaulk
Head Coach/Vice President of Hockey Operations

Colin Chaulk is in his fourth season as head coach of Brampton after being named to the position on May 4, 2015. In 2016-17, he led the Beast to the Kelly Cup Playoffs for the first time after going 40-24-8 in the regular season. Prior to joining Brampton, Chaulk spent the previous two seasons as an assistant coach with the Kalamazoo Wings, helping the club to a pair of berths in the Kelly Cup Playoffs, as well as the 2014 North Division title. Prior to joining the coaching ranks, Chaulk enjoyed a 15-year pro career in the ECHL, Central Hockey League, International Hockey League, American Hockey League, United Hockey League, West Coast Hockey League and Western Professional Hockey League, as well as parts of two seasons in Italy. He scored 1,270 points (368g-902a) over the course of his 1,142 career games, and was a part of five championship squads with the Fort Wayne Komets (2003, 2008, 2009, 2010 and 2012). A native of Toronto, Chaulk and his wife Jillian are the parents of two daughters - Ava and Caprie.

Coaching Record

<u>Season</u>	<u>Team</u>	<u>Regular Season</u>				<u>Playoffs</u>		
		<u>Games</u>	<u>W</u>	<u>L</u>	<u>T</u>	<u>Games</u>	<u>W</u>	<u>L</u>
2015-16	Brampton Beast (ECHL)	72	23	38	11	--	--	--
2016-17	Brampton Beast (ECHL)	72	40	24	8	12	6	6
2017-18	Brampton Beast (ECHL)	72	28	34	10	--	--	--
	ECHL Totals	216	91	96	29	12	6	6

Coaching History

<u>Year</u>	<u>Coach</u>	<u>STD</u>	<u>W</u>	<u>L</u>	<u>T</u>	<u>PTS</u>	<u>Playoffs</u>
2017-18	Colin Chaulk	6-N	38	34	10	66	Out of Playoffs
2016-17	Colin Chaulk	3-N	40	24	8	88	Lost Division Finals
2015-16	Colin Chaulk	4-N	23	38	11	57	Out of Playoffs
2014-15	Brent Hughes	7-C	23	46	3	49	Out of Playoffs

2018-19 Schedule

Sat. Oct. 13	Manchester	Sun. Dec. 9	Toledo	Mon. Feb. 11	at Reading
Sun. Oct. 14	Manchester	Wed. Dec. 12	Kalamazoo	Fri. Feb. 15	at Wheeling
Sat. Oct. 20	at Adirondack	Sat. Dec. 15	at Kalamazoo	Sat. Feb. 16	at Wheeling
Sun. Oct. 21	Adirondack	Sun. Dec. 16	Newfoundland	Mon. Feb. 18	Kalamazoo
Sat. Oct. 27	Newfoundland	Wed. Dec. 19	Worcester	Sat. Feb. 23	Newfoundland
Sun. Oct. 28	Adirondack	Sat. Dec. 22	at Adirondack	Sun. Feb. 24	Newfoundland
Wed. Oct. 31	at Manchester	Thu. Dec. 27	at Toledo	Tue. Feb. 26	Wheeling
Sat. Nov. 3	Cincinnati	Sat. Dec. 29	at Indy	Fri. Mar. 1	at Newfoundland
Sun. Nov. 4	Cincinnati	Mon. Dec. 31	at Fort Wayne	Sat. Mar. 2	at Newfoundland
Wed. Nov. 7	Adirondack	Fri. Jan. 4	at Maine	Wed. Mar. 6	Toledo
Sat. Nov. 10	at Kalamazoo	Sat. Jan. 5	at Maine	Sat. Mar. 9	Reading
Sun. Nov. 11	Toledo	Fri. Jan. 11	at Kalamazoo	Sun. Mar. 10	Reading
Sat. Nov. 16	Maine	Sat. Jan. 12	Maine	Sat. Mar. 16	Fort Wayne
Sun. Nov. 17	Maine	Sun. Jan. 13	Maine	Sun. Mar. 17	Fort Wayne
Sun. Nov. 18	Adirondack	Fri. Jan. 18	at Reading	Fri. Mar. 22	at Toledo
Thu. Nov. 22	at Fort Wayne	Sat. Jan. 19	at Adirondack	Sat. Mar. 23	Adirondack
Fri. Nov. 23	at Toledo	Fri. Jan. 25	at Wheeling	Sun. Mar. 24	Adirondack
Sun. Nov. 25	Worcester	Sat. Jan. 26	Newfoundland	Wed. Mar. 27	Manchester
Tue. Nov. 27	Worcester	Sun. Jan. 27	Newfoundland	Fri. Mar. 29	at Adirondack
Sat. Dec. 1	at Newfoundland	Wed. Jan. 30	Worcester	Sat. Mar. 30	at Worcester
Sun. Dec. 2	at Newfoundland	Sat. Feb. 2	at Toledo	Sun. Mar. 31	at Worcester
Wed. Dec. 5	at Worcester	Tue. Feb. 5	at Newfoundland	Fri. Apr. 5	at Cincinnati
Fri. Dec. 7	at Worcester	Wed. Feb. 6	at Newfoundland	Sat. Apr. 6	at Toledo
Sat. Dec. 8	at Adirondack	Sat. Feb. 9	at Reading	Sun. Apr. 7	Toledo

2017-18 Results

Oct. 14	at Adirondack	4-5	Dec. 17	Atlanta	3-1	Feb. 16	at Adirondack	5-1
Oct. 15	Manchester	2-4	Dec. 22	at Wheeling	3-1	Feb. 17	at Reading	6-4
Oct. 17	Manchester	4-5*	Dec. 23	at Wheeling	2-6	Feb. 19	Adirondack	1-3
Oct. 21	at Kalamazoo	2-5	Dec. 28	at Greenville	4-2	Feb. 23	at South Carolina	0-1
Oct. 22	Kalamazoo	4-5	Dec. 29	at Greenville	3-4	Feb. 24	at South Carolina	1-5
Oct. 27	Wheeling	5-6	Dec. 31	at Cincinnati	1-2	Feb. 25	at Jacksonville	3-4*
Oct. 29	Wheeling	5-4	Jan. 5	at Reading	2-3	Feb. 27	Worcester	4-1
Nov. 1	at Rapid City	5-4	Jan. 6	at Adirondack	1-2	Mar. 2	Kalamazoo	2-1
Nov. 3	at Rapid City	2-3#	Jan. 7	Adirondack	2-4	Mar. 3	at Kalamazoo	4-7
Nov. 4	at Rapid City	1-3	Jan. 13	Fort Wayne	3-5	Mar. 4	Toledo	1-2#
Nov. 8	Jacksonville	0-5	Jan. 14	Adirondack	6-5	Mar. 8	Reading	3-4
Nov. 10	Norfolk	4-2	Jan. 19	at Adirondack	4-1	Mar. 9	Norfolk	4-3
Nov. 12	Adirondack	2-1#	Jan. 20	at Reading	3-4#	Mar. 11	Cincinnati	2-3
Nov. 14	at Worcester	4-3	Jan. 21	at Reading	5-2	Mar. 13	at Kalamazoo	5-3
Nov. 17	Reading	3-1	Jan. 24	Quad City	2-3	Mar. 17	at Reading	1-5
Nov. 19	Reading	5-4	Jan. 26	Toledo	1-2*	Mar. 18	Adirondack	2-3
Nov. 23	Kalamazoo	3-2*	Jan. 27	at Toledo	1-2*	Mar. 23	at Wheeling	3-4
Nov. 26	Toledo	1-3	Jan. 28	Reading	3-4*	Mar. 24	at Toledo	3-2
Dec. 1	Cincinnati	2-4	Jan. 31	at Manchester	3-5	Mar. 25	Indy	6-5*
Dec. 2	at Adirondack	3-4#	Feb. 2	at Manchester	3-5	Mar. 30	at Worcester	2-3
Dec. 3	Cincinnati	3-2	Feb. 3	at Worcester	2-5	Mar. 31	at Worcester	1-4
Dec. 10	Worcester	4-3#	Feb. 9	Kalamazoo	2-4	Apr. 6	Wheeling	4-3
Dec. 15	Toledo	2-5	Feb. 10	at Worcester	3-5	Apr. 7	at Kalamazoo	2-1
Dec. 16	at Kalamazoo	5-4*	Feb. 13	Toledo	3-1	Apr. 8	Adirondack	2-6

* - Overtime

- Shootout



Cary Kaplan
President/General Manager

Cary Kaplan has been a leading sports executive since 1995, and is the owner/operator of Cosmos Sports. Since being founded in 2003, Cosmos has worked with hundreds of teams, leagues, and sports organizations, including the NHL, MLS, AFL, Chicago Cubs, Houston Rockets, Phoenix Suns, and Buffalo Bills. His company believes in a fan-centric approach and specializes in revenue generation through effective branding, marketing, public relations, ticket sales and corporate partnerships. Prior to founding Cosmos Sports, Cary was a proud employee of the Edmonton Oilers, as President of their AAA affiliate, the Hamilton Bulldogs. In addition to serving as President of Cosmos Sports, Cary is currently the President and General Manager of the Beast. In Brampton, Cary draws on years of experience and expertise, to provide the city of Brampton with a successful, and long standing professional hockey team.

7575 Kennedy Road South, Brampton, ON L6W 4T2

Office	(905) 564-1684	Email	info@bramptonbeast.com
Arena	CAA Centre	Capacity	5,000
Rink Dimensions	200 x 85	Team Colors	Black, White, Silver
Radio Station	BramptonBeast.com	Broadcaster	Anthony Fusco

Team Directory

Majority Owner	Greg Rosen
President/General Manager	Cary Kaplan
Head Coach/Vice President of Hockey Operations	Colin Chaulk
Vice President of Business Operations	Ken Vezina
Vice President of Sales and Marketing	Michael Miele
Vice President of Digital Media	Abhinav Nongmeikapam
Director of Ticket Operations	Evan Colborne
Director of Business Operations	Stephanie Heller
Gameday and Marketing Executive	Gavin De Souza
Public Relations Coordinator/Broadcaster	Anthony Fusco
Manager of Hockey Operations	Frederic Lemay
Ticket Sales and Service Coordinator	Evan O'Connor
Digital Media Executive	Brook Fell
Account Executive, Sales and Sponsorship	Darren Faria
Account Executive	Michael Lorkovich
Athletic Trainer	Tara Gilliland-Smith
Equipment Manager	Shawn Smith



CINCINNATI CYCLONES

2017-18 Results:

39W-30L-3OTL-0SOL 81 PTS.

Third, Central Division

NHL Affiliate: Buffalo Sabres

AHL Affiliate: Rochester Americans

Year-by-Year Record

Season	GP	Home					Away					Overall					GF	GA	PTS
		W	L	T	OT	SO	W	L	T	OT	SO	W	L	T	OT	SO			
2017-18	72	21	12	3	4-3	0-0	18	18	0	4-0	2-0	39	30	3	8-3	2-0	226	220	81
2016-17	72	22	10	4	2-4	2-0	14	19	3	1-2	2-1	36	29	7	3-6	4-1	200	209	79
2015-16	72	23	8	5	2-2	1-3	13	19	4	3-3	1-1	36	27	9	5-5	2-4	222	210	81
2014-15	72	17	13	6	1-2	1-4	14	17	5	2-0	0-5	31	30	11	3-2	1-9	195	212	73
2013-14	72	17	14	5	2-3	3-2	24	9	3	2-1	4-2	41	23	8	4-4	7-4	247	204	90
2012-13	72	22	11	3	2-2	3-1	20	11	5	1-3	2-2	42	22	8	3-5	5-3	227	195	92
2011-12	72	26	7	3	3-0	2-2	9	21	6	2-3	1-4	35	28	9	2-3	3-8	228	227	79
2010-11	72	15	17	4	3-2	2-2	18	12	6	1-4	2-2	33	29	10	4-6	4-4	199	229	76
2009-10	72	23	11	2	1-1	1-1	21	14	1	2-0	4-1	44	25	3	3-1	5-2	235	200	91
2008-09	72	19	13	4	3-1	0-3	22	13	1	2-1	0-0	41	26	5	5-2	3-3	256	231	87
2007-08	72	29	4	3	1-1	5-2	26	8	2	1-0	1-2	55	12	5	2-1	6-4	292	178	115
2006-07	72	19	13	4	1-2	2-2	18	16	2	0-2	1-0	37	29	6	1-4	3-2	213	198	80
2003-04	72	13	20	3	2-2	4-1	12	23	1	0-1	1-0	25	43	4	2-3	5-1	175	223	54
2002-03	72	20	12	4	2-1	2-1	16	17	3	0-2	3-3	36	29	7	2-3	5-4	257	236	79
2001-02	72	21	12	3	0-0	4-3	15	18	3	1-1	5-2	36	30	6	1-1	9-5	210	207	78
1998-99*	70	17	15	3	---	2-3	11	17	7	---	3-7	28	32	10	---	5-10	208	266	66
1997-98#	70	21	13	1	---	3-1	11	18	6	---	4-6	32	31	7	---	7-7	228	257	71
1996-97#	70	19	13	3	---	3-3	10	18	3	---	1-7	29	31	10	---	4-10	237	290	68
1995-96#	70	21	10	4	---	3-4	18	14	3	---	4-3	39	24	7	---	7-7	266	237	85

T - Includes Overtime and Shootout Losses (Games tied at end of regulation went directly to shootout from 1995-2000)
- Louisville RiverFrogs * - Miami Matadors

Year-by-Year Results

Season	Finished	Result	Season	Finished	Result
2018	3rd, Central	Lost Division Semifinals	2009	1st, North	Lost Conference Finals
2017	5th, South	Out of Playoffs	2008	1st, North	Won Kelly Cup
2016	2nd, Midwest	Lost Conference Quarterfinals	2007	3rd, North	Lost Division Finals
2015	5th, North	Out of Playoffs	2004	9th, Northern	Out of Playoffs
2014	2nd, North	Lost Kelly Cup Finals	2003	3rd, Northwest	Lost Conference Finals
2013	1st, North	Lost Conference Finals	2002	4th, Northwest	Lost First Round
2012	3rd, North	Out of Playoffs	1999	7th, Southeast	Out of Playoffs
2011	3rd, North	Lost Conference Quarterfinals	1998	6th, Northwest	Out of Playoffs
2010	2nd, North	Won Kelly Cup	1997	7th, North	Out of Playoffs
			1996	3rd, North	Lost First Round

All-Time Record vs. Other Clubs

Team	W-L-T	Team	W-L-T	Team	W-L-T	Team	W-L-T
Adirondack	4-0-0	Idaho	2-3-0	Newfoundland	0-0-0	Tulsa	2-1-0
Allen	2-1-0	Indy	20-16-6	Norfolk	0-1-1	Utah	0-0-1
Atlanta	9-10-1	Jacksonville	0-0-0	Orlando	4-8-1	Wheeling	64-53-8
Brampton	3-2-0	Kalamazoo	44-33-7	Rapid City	0-1-0	Wichita	4-2-0
Florida	13-13-1	Kansas City	4-6-0	Reading	32-24-7	Worcester	0-0-0
Fort Wayne	22-20-9	Maine	0-0-0	South Carolina	16-6-4		
Greenville	8-11-3	Manchester	1-2-0	Toledo	57-44-12		

54 - Cincinnati Cyclones

Club Records**Players**

Most Points, Season	106	David Desharnais, 2007-08
Most Points, Game	6	Matt Noga vs. Reading, Dec. 27, 2002
Most Goals, Season	46	Sheldon Gorski, 1997-98
Most Goals, Game	5	Sheldon Gorski vs. Huntington, Mar. 6, 1998
Most Assists, Season	77	David Desharnais, 2007-08
Most Assists, Game	5	Matt Noga vs. Reading, Dec. 27, 2002
Most PIM, Season	373	Chris Rowland, 1995-96
Most PIM, Game	49	Travis Tucker vs. Columbus, Jan. 15, 1996

Goaltenders

Most Appearances	54	Brent Belecki, 1998-99
Most Minutes	2,938	Brent Belecki, 1998-99
Most Wins	29	Alain Morissette, 1995-96
Most Losses	27	Randy Petruk, 2003-04
Most Overtime Losses	10	Rob Madore, 2014-15
Most Shots	1,750	Brent Belecki, 1998-99
Most Saves	1,577	Brent Belecki, 1998-99
Most Shutouts	5	Cedrick Desjardins, 2007-08 Alex Westlund, 2001-02
Lowest GAA	2.30	Alex Westlund, 2001-02
Best Save Percentage	.919	Michael Houser, 2016-17

Team

Most Points	115	2007-08
Fewest Points	54	2003-04
Most Wins	55	2007-08
Fewest Wins	25	2003-04
Most Losses	43	2003-04
Fewest Losses	12	2007-08
Most Goals Scored	292	2007-08
Fewest Goals Against	178	2007-08
Most Penalty Minutes	2,041	1995-96
Longest Winning Streak		
Overall	17	Jan. 16-Feb. 29, 2008
Home	14	Jan. 5-Mar. 12, 2008
Road	7	Nov. 29, 2009-Jan. 2, 2010 Jan. 26-Feb. 29, 2008

Longest Winless Streak

Overall	13	1996-97
Home	6	Feb. 1-17, 2014
Road	11	Mar. 4-Apr. 11, 2015

Regular Season Attendance Record

16,529 vs. Indy, Feb. 27, 2016

Postseason Game Attendance Record

13,438 vs. Idaho, May 21, 2010

Regular Season Attendance Record

178,710, 2017-18

Playoff Record vs. Current Teams

	<u>Series</u>	<u>W</u>	<u>L</u>	<u>GP</u>	<u>W</u>	<u>L</u>	<u>GF</u>	<u>GA</u>	<u>Last Mtg</u>	<u>Rnd</u>	<u>Result</u>
Atlanta	1	1	0	6	4	2	18	14	2013	CSF	W 4-2
Fort Wayne	3	1	2	18	8	10	47	55	2018	DSF	L 1-4
Greenville	1	1	0	6	4	2	20	19	2014	CF	W 4-2
Idaho	1	1	0	5	4	1	12	9	2010	Finals	W 4-1
Orlando	1	1	0	6	4	2	17	12	2014	CQF	W 4-2
Reading	4	2	2	23	10	13	72	62	2013	CQF	L 1-4
South Carolina	4	2	2	17	7	10	49	51	2010	CQF	W 3-2
Toledo	3	3	0	13	10	3	43	23	2013	CQF	W 4-2
Wheeling	1	1	0	7	4	3	17	21	2009	DSF	W 4-3

All-Time Playoff Results

<u>Year</u>	<u>Round</u>	<u>Opponent</u>	<u>Result</u>	<u>GF</u>	<u>GA</u>	<u>OT</u>	<u>Year</u>	<u>Round</u>	<u>Opponent</u>	<u>Result</u>	<u>GF</u>	<u>GA</u>	<u>OT</u>
2018	DSF	Fort Wayne	L 1-4	14	19	1-1	2009	CF	South Carolina	L 0-4	10	17	0-0
2016	CQF	Fort Wayne	L 3-4	14	23	1-2		DF	Elmira	W 4-0	19	9	0-0
2014	Finals	Alaska	L 2-4	10	17	0-0		DSF	Wheeling	W 4-3	17	21	1-0
	CF	Greenville	W 4-2	20	19	2-1	2008	Finals	Las Vegas	W 4-2	15	8	0-0
	CSF	Fort Wayne	W 4-2	19	13	2-1		CF	South Carolina	W 4-1	20	13	2-1
	CQF	Orlando	W 4-2	17	12	0-1		DF	Reading	W 4-3	23	19	0-0
2013	CF	Reading	L 1-4	12	16	1-2		DSF	Johnstown	W 4-0	16	7	0-0
	CSF	Gwinnett	W 4-2	18	14	1-0	2007	DF	Dayton	L 3-4	17	25	0-0
	CQF	Toledo	W 4-2	19	14	2-1		DSF	Toledo	W 3-0	14	4	0-0
2011	CQF	Reading	L 1-3	10	12	0-2	2003	CF	Atlantic City	L 3-4	20	23	0-0
2010	Finals	Idaho	W 4-1	12	9	0-1		DF	Toledo	W 3-1	10	5	0-0
	CF	Reading	W 4-3	23	19	0-0		DSF	Peoria	W 3-1	10	8	2-1
	CSF	Charlotte	W 4-3	18	22	0-0	2002	DSF	Dayton	L 0-3	2	7	0-1
	CQF	South Carolina	W 3-2	13	9	2-1	1996	1st	South Carolina	L 0-3	6	12	0-0

2017-18 Regular Season Statistics

PLAYER	Pos	GP	G	A	PTS	+/-	PIM	PP	PPA	SH	SHA	GW	FG	OT	UA	EN	SOG	SOA	Shots	Sh%
Jesse Schultz	F	72	18	57	75	10	43	3	29	0	0	4	5	1	0	0	1	2	157	11.5
Justin Danforth	F	44	28	31	59	26	40	8	10	1	0	5	8	1	2	1	1	1	164	17.1
Eric Knodel	D	57	13	39	52	2	16	7	23	1	1	5	2	0	1	1	0	0	143	9.1
Daniel Muzito-Bagenda	F	46	19	27	46	1	54	11	7	1	1	3	2	0	0	0	0	0	136	14.0
Justin Vaive	LW	48	32	13	45	-2	107	12	4	1	0	5	4	1	0	2	0	0	143	22.4
Brandon McNally	F	71	16	29	45	0	217	3	1	1	1	4	0	2	2	1	0	0	123	13.0
Shawn O'Donnell	C	46	19	25	44	-5	26	5	9	1	0	4	4	2	0	0	0	0	147	12.9
Winston Day Chief	F	60	22	7	29	2	27	4	2	0	0	1	3	0	1	1	0	0	104	21.2
Alex Kile	F	46	15	13	28	6	27	2	4	0	0	1	4	0	0	0	0	0	111	13.5
Mike Barrett	F	61	6	18	24	0	8	1	8	1	0	0	1	0	1	0	0	0	102	5.9
Rob De Fulviis	F	59	11	10	21	-5	82	0	0	1	2	2	0	0	3	1	0	0	78	14.1
Chris Leone	D	68	5	16	21	10	23	0	2	0	0	1	2	0	1	1	0	0	59	8.5
Dominic Zombo	F	71	3	18	21	-18	63	0	3	0	0	0	1	0	1	0	0	0	101	3.0
Brock Beukeboom	D	14	1	2	3	-2	2	0	0	0	0	0	1	0	0	0	0	0	17	5.9
TOTALS		55	3	11	14	-7	4	1	4	0	0	1	1	0	1	0	0	0	84	3.6
Arvin Atwal	D	27	3	8	11	7	57	0	2	0	0	0	0	0	1	0	0	0	60	5.0
Brycen Martin	D	61	2	9	11	-7	20	0	2	0	0	0	0	0	0	0	0	0	72	2.8
Anthony Florentino	D	47	2	7	9	-9	21	0	1	0	1	1	0	0	0	0	0	0	66	3.0
Mitch Nylen	D	42	1	7	8	-5	18	0	2	0	0	0	0	0	0	0	0	0	39	2.6
Devante Stephens	D	33	0	8	8	2	22	0	0	0	0	0	0	0	0	0	0	0	42	0.0
Andrew Radjenovic	F	10	2	4	6	2	2	0	0	0	0	0	0	0	0	1	1	25	8.0	
Eric Diodati	D	18	2	4	6	-3	4	0	1	0	0	1	0	1	0	0	0	0	24	8.3
Vaclav Karabacek	F	28	0	5	5	-4	18	0	0	0	0	0	0	0	0	0	0	0	41	0.0
Myles Powell	F	5	1	2	3	-1	0	0	0	0	0	0	0	0	0	0	0	0	17	5.9
Vasilii Glotov	F	5	1	1	2	-3	0	0	0	0	0	0	0	0	0	0	0	0	11	9.1
Jake Flegel	D	11	1	1	2	2	9	0	0	0	0	0	0	0	1	0	0	0	6	16.7
TOTALS		12	1	1	2	2	11	0	0	0	0	0	0	0	1	0	0	0	6	16.7
Michael Prapavessis	D	11	0	2	2	2	6	0	0	0	0	0	0	0	0	0	0	0	2	0.0
Alexander Taulien	RW	16	0	2	2	-3	18	0	0	0	0	0	0	0	0	0	0	0	8	0.0
Geoff Fortman	D	14	1	0	1	-2	0	0	0	0	0	0	0	0	1	0	0	0	3	33.3
Tommy Kelley	F	5	0	1	1	-3	4	0	0	0	0	0	0	0	0	0	0	0	6	0.0
Blake Thompson	D	11	0	1	1	5	2	0	0	0	0	0	0	0	0	0	0	0	6	0.0
Nick Trecepelli	D	15	0	1	1	-2	15	0	0	0	0	0	0	0	0	0	0	0	14	0.0
TOTALS		22	0	1	1	-4	17	0	0	0	0	0	0	0	0	0	0	0	19	0.0
Paul Berrafato	G	1	0	0	0	0	0	0	0	0	0	0	0	0	0	0	0	0	0	0.0
Spencer Metcalfe	D	1	0	0	0	-1	2	0	0	0	0	0	0	0	0	0	0	0	1	0.0
Joseph Raaymakers	G	1	0	0	0	0	0	0	0	0	0	0	0	0	0	0	0	0	0	0.0
Austin Block	F	2	0	0	0	-1	4	0	0	0	0	0	0	0	0	0	0	0	4	0.0
Hayden Stewart	G	4	0	0	0	0	0	0	0	0	0	0	0	0	0	0	0	0	0	0.0
Darren McCormick	F	5	0	0	0	-2	0	0	0	0	0	0	0	0	0	0	0	0	3	0.0
Shane Walsh	F	11	0	0	0	-5	0	0	0	0	0	0	0	0	0	0	0	0	15	0.0
Anthony Peters	G	16	0	0	0	0	15	0	0	0	0	0	0	0	0	0	0	0	0	0.0
Jonas Johansson	G	27	0	0	0	0	0	0	0	0	0	0	0	0	0	0	0	0	0	0.0
Jason Kasdorf	G	28	0	0	0	0	2	0	0	0	0	0	0	0	0	0	0	0	0	0.0
BENCH		72	2				18													2
TEAM TOTALS		72	226	368	592	-6	992	56	110	8	6	37	39	8	15	8	3	5	2052	10.9

GOALIE	GP	MINS	W	L	OTL	SL	SO	EN	GA	GAA	SOGP	SOW	SA	SVS	SV%
Anthony Peters	16	922	10	4	1	0	1	0	36	2.34	1	1	480	444	0.925
Jason Kasdorf	28	1520	13	11	1	0	1	4	77	3.04	1	1	794	717	0.903
Jonas Johansson	27	1514	14	11	1	0	0	2	79	3.13	0	0	871	792	0.909
Hayden Stewart	4	240	2	2	0	0	0	0	14	3.51	0	0	142	128	0.901
Paul Berrafato	1	60	0	1	0	0	0	0	4	4.00	0	0	27	23	0.852
Joseph Raaymakers	1	58	0	1	0	0	0	0	4	4.16	0	0	49	45	0.918
TEAM TOTALS	77	4314	39	30	3	0	2	6	214	2.98	2	2	2363	2149	0.909

2018 Kelly Cup Playoffs Statistics

PLAYER	Pos	GP	G	A	PTS	+/-	PIM	PP	PPA	SH	SHA	GW	FG	OT	UA	EN	Shots	Sh%		
Daniel Muzito-Bagenda	F	5	2	5	7	0	2	1	1	0	0	0	1	0	0	0	0	13	15.4	
Justin Vaive	LW	5	5	1	6	-1	12	2	0	0	0	0	0	0	0	0	0	12	41.7	
Eric Knodel	D	5	0	5	5	0	2	0	3	0	0	0	0	0	0	0	0	10	0.0	
Shawn O'Donnell	C	5	2	2	4	-2	4	0	1	0	0	0	0	0	0	0	0	17	11.8	
Jesse Schultz	F	5	2	2	4	-2	4	1	1	0	0	0	0	0	0	0	0	12	16.7	
Arvin Atwal	D	5	1	2	3	0	6	0	0	0	0	1	0	1	0	0	0	19	5.3	
Alex Kile	F	5	1	1	2	-2	2	0	0	0	0	0	0	0	0	0	0	9	11.1	
Myles Powell	F	4	0	2	2	-2	0	0	0	0	0	0	0	0	0	0	0	5	0.0	
Winston Day Chief	F	5	1	0	1	-1	2	0	0	0	0	0	0	0	0	0	0	6	16.7	
Mike Barrett	F	4	0	1	1	2	0	0	1	0	0	0	0	0	0	0	0	4	0.0	
Jonas Johansson	G	5	0	1	1	0	0	0	1	0	0	0	0	0	0	0	0	0	0.0	
Chris Leone	D	5	0	1	1	-2	4	0	0	0	0	0	0	0	0	0	0	4	0.0	
Brandon McNally	F	5	0	1	1	-2	2	0	0	0	0	0	0	0	0	0	0	6	0.0	
Justin Danforth	F	2	0	0	0	-3	4	0	0	0	0	0	0	0	0	0	0	5	0.0	
Brycen Martin	D	2	0	0	0	-2	0	0	0	0	0	0	0	0	0	0	0	3	0.0	
Rob De Fulviis	F	3	0	0	0	0	0	0	0	0	0	0	0	0	0	0	0	3	0.0	
Dominic Zombo	F	3	0	0	0	1	10	0	0	0	0	0	0	0	0	0	0	2	0.0	
Brock Beukeboom	D	4	0	0	0	-4	0	0	0	0	0	0	0	0	0	0	0	1	0.0	
Eric Diodati	D	4	0	0	0	-2	2	0	0	0	0	0	0	0	0	0	0	7	0.0	
Anthony Florentino	D	4	0	0	0	0	0	0	0	0	0	0	0	0	0	0	0	10	0.0	
BENCH		5	0				0												0	
TEAM TOTALS		5	14	24	38	-22	56	4	8	0	0	1	1	1	0	0	148	9.5		

GOALIE	GP	MINS	W	L	SO	EN	GA	GAA	SA	SVS	SV%
Jonas Johansson	5	326	1	4	0	1	18	3.31	228	210	0.921
TEAM TOTALS	5	326	1	4	0	1	18	3.31	228	210	0.921



Matt Thomas

Head Coach

Matt Thomas was named Cincinnati's head coach on Aug. 7, 2018. A native of Maple Ridge, British Columbia, Thomas has extensive head coaching experience in the ECHL, spanning nine seasons with the Atlantic Boardwalk Bullies, Fresno Falcons, and Stockton Thunder from 2004-13. Thomas served two seasons as an assistant coach with Atlantic City, including helping the Boardwalk Bullies to a Kelly Cup championship in 2003, before assuming the role of head coach and Director of Hockey Operations with the team for the 2004-05 season. He compiled a 42-22-8 mark in his lone season as Atlantic City's bench boss, and also served as the head coach for the 2005 ECHL All-Star Game. He then moved on to Fresno prior to the 2005-06 campaign, leading the Falcons to a 43-15-14 mark along with a trip to the Western Conference Finals. Over the next two seasons in Fresno, Thomas compiled a 76-41-17 record, with trips to the second round of the Kelly Cup Playoffs on both occasions. He coached the Falcons during the first half of 2008-09, leading the team to an 18-10-2 mark before the team ceased operations midseason. Thomas was not out of work for long however, as he was named head coach of Stockton shortly after and finished the year with a record of 22-16-3, and a trip to the second round of the Kelly Cup Playoffs. Thomas went on to coach the Thunder for four more seasons, amassing a mark of 141-111-36, reaching the post season each year, including a trip to the 2013 Kelly Cup Finals where they fell to the Reading Royals, 4-1. He enters the 2018-19 campaign as the ECHL's sixth-winningest coach with a career record of 342-225-80, just one win back of fifth place all time. He is also the all-time leader in playoff games coached with 97, and ranks third with 49 playoff wins. Thomas' coaching career also includes stops at the collegiate level, serving a five-year stint at the University of Alaska-Anchorage from 2013-18. He compiled a 42-101-21 record while with the Seawolves, including the team's first .500 or above mark since the 1992-93 season. His coaching career began at the University of Maine where he served as an assistant coach for the Black Bears from 2000-02. Prior to beginning his coaching career, Thomas played collegiately at the Rochester Institute of Technology. The centerman totaled 72 points (25g-47a) in 102 career games. He also served as team captain during his senior year of 1997-98.

Coaching Record

Season	Team	Regular Season				Playoffs		
		Games	W	L	T	Games	W	L
2004-05	Atlantic City Boardwalk Bullies (ECHL)	72	42	22	8	3	0	3
2005-06	Fresno Falcons (ECHL)	72	43	15	4	18	11	7
2006-07	Fresno Falcons (ECHL)	72	34	29	9	6	2	4
2007-08	Fresno Falcons (ECHL)	72	42	22	8	6	2	4
2008-09	Fresno Falcons (ECHL)	30	18	10	2	--	--	--
2008-09	Stockton Thunder (ECHL)	41	22	16	3	14	7	7
2009-10	Stockton Thunder (ECHL)	72	33	29	10	15	9	6
2010-11	Stockton Thunder (ECHL)	72	37	23	12	4	1	3
2011-12	Stockton Thunder (ECHL)	72	34	33	5	8	4	4
2012-13	Stockton Thunder (ECHL)	72	37	26	9	23	13	10
2013-14	Univ. of Alaska-Anchorage (NCAA)	28	12	12	4	--	--	--
2014-15	Univ. of Alaska-Anchorage (NCAA)	34	8	22	4	--	--	--
2015-16	Univ. of Alaska-Anchorage (NCAA)	34	11	20	3	--	--	--
2016-17	Univ. of Alaska-Anchorage (NCAA)	34	7	21	6	--	--	--
2017-18	Univ. of Alaska-Anchorage (NCAA)	34	4	26	4	--	--	--
	ECHL Totals	647	342	225	80	97	49	48

Coaching History

Year	Coach	STD	W	L	T	PTS	Playoffs
2017-18	Matt Macdonald	3-C	39	30	3	81	Lost Division Semifinals
2016-17	Matt Macdonald	5-S	36	29	7	79	Out of Playoffs
2015-16	Matt Macdonald	2-M	36	27	9	81	Lost Conference Quarterfinals
2014-15	Matt Macdonald	5-N	31	30	11	73	Out of Playoffs
2013-14	Ben Simon	2-N	41	23	8	90	Lost Kelly Cup Finals
2012-13	Jarrold Skalde	1-N	42	22	8	92	Lost Conference Finals
2011-12	Jarrold Skalde	3-N	35	28	9	79	Out of Playoffs
2010-11	Jarrold Skalde	3-N	33	29	10	76	Lost Conference Quarterfinals
2009-10	Chuck Weber	2-N	44	25	3	91	Won Kelly Cup
2008-09	Chuck Weber	1-N	41	26	5	87	Lost Conference Finals
2007-08	Chuck Weber	1-N	55	12	5	115	Won Kelly Cup
2006-07	Chuck Weber	3-N	37	29	6	80	Lost Division Finals
2003-04	Chris Cichocki	9-N	25	43	4	54	Out of Playoffs
2002-03	Malcolm Cameron	3-NW	36	29	7	79	Lost Conference Finals
2001-02	Paul Lawless	4-NW	10	2	1	21	Lost First Round
	Ray Edwards		26	28	5	57	
1998-99*	Terry Christensen	7-SE	28	32	10	66	Out of Playoffs
1997-98#	Warren Young	6-NW	32	31	7	71	Out of Playoffs
1996-97#	Warren Young	7-N	29	31	10	68	Out of Playoffs
1995-96#	Warren Young	3-N	39	24	7	85	Lost First Round

* - Miami Matadors

- Louisville RiverFrogs

2018-19 Schedule

Sat. Oct. 13 Fort Wayne	Thu. Dec. 13 Norfolk	Fri. Feb. 15 Toledo
Fri. Oct. 19 at Indy	Sat. Dec. 15 Wichita	Sat. Feb. 16 at Toledo
Sat. Oct. 20 Wheeling	Wed. Dec. 19 at Allen	Sun. Feb. 17 Adirondack
Wed. Oct. 24 Toledo	Fri. Dec. 21 at Allen	Wed. Feb. 20 Kalamazoo
Fri. Oct. 26 Kalamazoo	Sat. Dec. 22 at Allen	Thu. Feb. 21 Wheeling
Sat. Oct. 27 Kalamazoo	Fri. Dec. 28 at Indy	Sun. Feb. 24 at Fort Wayne
Fri. Nov. 2 at Kalamazoo	Sat. Dec. 29 at Fort Wayne	Fri. Mar. 1 Indy
Sat. Nov. 3 at Brampton	Mon. Dec. 31 Toledo	Sat. Mar. 2 at Wheeling
Sun. Nov. 4 at Brampton	Fri. Jan. 4 Fort Wayne	Sun. Mar. 3 at Kalamazoo
Wed. Nov. 7 Wheeling	Sat. Jan. 5 Kalamazoo	Fri. Mar. 8 at Indy
Fri. Nov. 9 Indy	Wed. Jan. 9 Utah	Sun. Mar. 10 at Kansas City
Sat. Nov. 10 at Indy	Fri. Jan. 11 at Kansas City	Wed. Mar. 13 Fort Wayne
Tue. Nov. 13 Greenville	Sat. Jan. 12 at Kansas City	Fri. Mar. 15 Wheeling
Fri. Nov. 16 Fort Wayne	Fri. Jan. 18 at Kalamazoo	Sat. Mar. 16 Kalamazoo
Sat. Nov. 17 Kalamazoo	Sat. Jan. 19 at Indy	Wed. Mar. 20 Wheeling
Wed. Nov. 21 Kalamazoo	Sun. Jan. 20 Indy	Thu. Mar. 21 Toledo
Fri. Nov. 23 at Indy	Fri. Jan. 25 at Toledo	Fri. Mar. 22 at Fort Wayne
Sat. Nov. 24 at Fort Wayne	Fri. Feb. 1 Rapid City	Sun. Mar. 24 at Indy
Sun. Nov. 25 at Wheeling	Sat. Feb. 2 Tulsa	Wed. Mar. 27 Kansas City
Wed. Nov. 28 Fort Wayne	Tue. Feb. 5 at Wheeling	Sat. Mar. 30 at Indy
Sat. Dec. 1 Fort Wayne	Fri. Feb. 8 at Maine	Sun. Mar. 31 at Toledo
Wed. Dec. 5 at Toledo	Sat. Feb. 9 at Manchester	Wed. Apr. 3 Toledo
Sun. Dec. 9 at Kalamazoo	Sun. Feb. 10 at Worcester	Fri. Apr. 5 Brampton
Wed. Dec. 12 Tulsa	Wed. Feb. 13 Indy	Sat. Apr. 6 at Fort Wayne

2017-18 Results

Oct. 14 Kalamazoo	2-3*	Dec. 23	at Indy	4-7	Feb. 28 South Carolina	2-1*
Oct. 21	at Wheeling	2-4	Dec. 27 Fort Wayne	5-3	Mar. 2 Indy	4-3
Oct. 27	at Fort Wayne	3-2*	Dec. 29	at Quad City	5-4#	Mar. 3 Quad City
Oct. 28	at Kalamazoo	3-5	Dec. 30	at Indy	1-2	Mar. 4
Nov. 1	at Kalamazoo	4-3	Dec. 31 Brampton	2-1	Mar. 9	at Indy
Nov. 3	at Wheeling	4-3*	Jan. 5	at Toledo	3-0	Mar. 10
Nov. 4 Adirondack	4-3#	Jan. 6 Wheeling	4-2	Mar. 11	at Fort Wayne	1-4
Nov. 8	at Florida	4-3#	Jan. 12 Kansas City	2-3	Mar. 16 Indy	6-1
Nov. 10	at Florida	4-1	Jan. 14	at Toledo	1-2	Mar. 17
Nov. 11	at Florida	0-1	Jan. 19 Fort Wayne	2-6	Mar. 18 Toledo	1-4
Nov. 14 Quad City	5-2	Jan. 20	at Indy	2-3	Mar. 20 Indy	3-4*
Nov. 17 Toledo	2-6	Jan. 21	at Quad City	6-5*	Mar. 22 Atlanta	2-6
Nov. 18	at Toledo	2-3	Jan. 26 Indy	4-5*	Mar. 23 Atlanta	2-3
Nov. 22 Toledo	1-0	Jan. 27 Fort Wayne	2-5	Mar. 24	at Wheeling	3-2*
Nov. 24 Wheeling	3-1	Jan. 28	at Toledo	2-6	Mar. 27	at Wheeling
Nov. 25	at Fort Wayne	4-1	Jan. 31	at Quad City	3-4	Mar. 30 Fort Wayne
Nov. 29 Reading	4-3	Feb. 2	at Kansas City	5-1	Mar. 31 Toledo	2-4
Dec. 1	at Brampton	4-2	Feb. 3	at Kansas City	4-1	Apr. 6
Dec. 3	at Brampton	2-3	Feb. 8 Kansas City	5-2	Apr. 7	at Quad City
Dec. 5 Orlando	2-5	Feb. 9 Tulsa	5-2	Apr. 8	at Fort Wayne	3-6
Dec. 7 Orlando	3-5	Feb. 10 Wichita	5-4*	+Apr. 14	at Fort Wayne	3-4*
Dec. 9 Tulsa	1-3	Feb. 13 Wichita	2-3	+Apr. 15	at Fort Wayne	1-3
Dec. 13 Fort Wayne	6-3	Feb. 16	at Reading	0-8	+Apr. 19 Fort Wayne	7-6*
Dec. 15 Quad City	6-1	Feb. 18 Kalamazoo	5-4*	+Apr. 21 Fort Wayne	1-2	
Dec. 16 Quad City	4-2	Feb. 20	at Indy	2-3	+Apr. 22 Fort Wayne	2-4
Dec. 22	at Quad City	7-4	Feb. 24 Kalamazoo	2-1		

* - Overtime

- Shootout

+ - Kelly Cup Playoffs



Ray Harris
Owner/President/CFO

Ray Harris is chief financial officer for Nederlander Company and is responsible for all aspects of the company’s financial operations. He is also directly responsible for the management, marketing and sales business in Detroit and Cincinnati including negotiation of third-party contacts and new business opportunities. He is in his third season as the Chairman of the ECHL Board of Governors after being elected to the position in June 2015. Harris joined Nederlander in 1984 as controller for several outdoor amphitheatres and in 1986 his responsibilities expanded to include negotiation of national sponsorship contracts for all Nederlander amphitheatres throughout the country. He assisted in negotiation and production of the radio broadcast and preseason television broadcast of the National Football League’s Oakland Raiders from 1992-95. Harris was promoted to chief financial officer in 1995 and led the expansion and acquisition of several concert facilities, clubs, theaters and sports arenas. Upon Nederlander’s purchase of the Cincinnati Cyclones in 2003, Harris helped build the team into a two-time Kelly Cup champion and a four-time division champion, while setting several ECHL league-attendance records in the process. During his over 30 years with Nederlander, he has been intimately involved in every aspect of the entertainment industry and has served as a leader in evaluating acquisitions of entertainment and sports businesses. Harris received his bachelor’s degree in accounting from Walsh College and worked two years in public accounting before joining Nederlander.

100 Broadway, Cincinnati, Ohio 45202

Office(513) 421-7825 (PUCK)	Emailinfo@usbankarena.com
ArenaU.S. Bank Arena	Capacity6,955
Rink Dimensions200 x 85	Team ColorsBlack, Red, White, Gray
Radio StationCyclonesHockey.com	BroadcasterEverett Fitzhugh

Team Directory

Owner/President/CFO	Ray Harris
Vice President/General Manager	Kristin Ropp
Head Coach	Matt Thomas
Assistant Coach	Jason Payne
Director of Public Relations/Broadcasting	Everett Fitzhugh
Director of Ticket Sales	Dan Gruenberg
Marketing Director	Sean Lynn
Marketing Coordinator	Matt Scheer and Ian Bolender
Staff Accountant	Emily McConaughy
Account Executives	Dan Cheraso, Isaiah Vodenik and Evan Dickes
Trainer	Ashley Weinzierl
Equipment Manager	Chris Burke



FLORIDA EVERBLADES

2017-18 Results

53W-13L-2OTL-4SOL 112 PTS.

First, South Division

NHL Affiliate: Carolina Hurricanes

AHL Affiliate: Charlotte Checkers

Year-by-Year Record

Season	GP	Home						Away					Overall					GF	GA	PTS
		W	L	T	OT	SO	W	L	T	OT	SO	W	L	T	OT	SO				
2017-18	72	27	6	3	1-1	1-2	26	7	3	5-1	1-2	53	13	6	6-2	2-4	261	171	112	
2016-17	72	25	7	4	3-1	1-3	21	14	1	2-1	1-0	46	21	5	5-2	2-3	275	219	97	
2015-16	72	23	13	0	4-0	2-0	23	10	3	3-1	1-2	46	23	3	7-1	3-2	226	175	95	
2014-15	72	25	8	3	0-0	4-3	24	8	4	1-2	0-2	49	16	7	1-2	4-5	267	208	105	
2013-14	72	16	13	7	1-3	3-4	21	14	1	2-0	3-1	37	27	8	3-3	6-5	240	222	82	
2012-13	72	20	11	5	2-2	0-3	19	11	6	1-2	2-4	39	22	11	3-4	2-7	260	241	89	
2011-12	72	23	9	4	5-1	2-3	16	17	3	0-1	2-2	39	26	7	6-2	4-5	260	218	85	
2010-11	72	19	4	3	1-0	5-3	18	16	2	4-1	0-1	37	30	5	5-1	5-4	236	222	79	
2009-10	72	21	13	2	3-2	4-0	17	12	7	1-2	4-5	38	25	9	4-4	8-5	234	221	85	
2008-09	71	28	7	1	0-0	1-1	21	10	4	3-2	2-2	49	17	5	3-2	3-3	269	187	103	
2007-08	72	26	7	3	1-3	0-0	13	18	5	0-1	4-4	39	25	8	1-4	4-4	230	198	86	
2006-07	72	23	11	2	1-1	3-1	21	11	4	1-3	2-1	44	22	6	2-4	5-2	272	212	94	
2005-06	72	23	10	3	2-2	2-1	25	10	1	1-1	6-0	48	20	4	3-3	8-1	267	208	100	
2004-05	72	21	9	6	0-2	3-4	21	11	4	3-2	3-2	42	20	10	3-4	6-6	237	192	94	
2003-04	72	22	8	6	0-3	1-3	15	17	4	1-2	2-2	37	25	10	1-5	3-5	239	221	84	
2002-03	72	20	7	9	1-4	1-5	15	16	5	1-1	1-4	35	23	14	2-5	2-9	239	243	84	
2001-02	72	22	11	3	3-2	3-1	15	16	5	0-1	4-4	37	27	8	3-3	7-5	207	221	82	
2000-01	72	22	9	5	1-2	3-3	16	17	3	1-2	3-1	38	26	8	2-4	6-4	236	242	84	
1999-00	70	28	7	0	---	3-0	25	8	2	---	4-2	53	15	2	---	7-2	277	181	108	
1998-99	70	23	9	3	---	3-3	22	11	2	---	5-2	45	20	5	---	8-5	253	180	95	

T - Includes Overtime and Shootout Losses (Games tied at end of regulation went directly to shootout from 1995-2000)

Year-by-Year Results

Season	Finished	Result	Season	Finished	Result
2018	1st, South	Lost Kelly Cup Finals	2008	4th, South	Lost Division Quarterfinals
2017	1st, South	Lost Division Finals	2007	1st, South	Lost Conference Finals
2016	2nd, South	Lost Conference Quarterfinals	2006	2nd, South	Lost Division Finals
2015	1st, East	Lost Division Finals	2005	2nd, South	Lost Kelly Cup Finals
2014	4th, South	Out of Playoffs	2004	3rd, Southern	Lost Kelly Cup Finals
2013	2nd, South	Lost Conference Semifinals	2003	4th, Southeast	Lost Division Wild Card
2012	3rd, South	Won Kelly Cup	2002	5th, Southeast	Lost Division Semifinals
2011	3rd, South	Lost Conference Quarterfinals	2001	2nd, Southeast	Lost Conference Quarterfinals
2010	3rd, South	Lost Conference Semifinals	2000	1st, Southeast	Lost Conference Quarterfinals
2009	1st, South	Lost Division Finals	1999	2nd, Southeast	Lost Conference Semifinals

All-Time Record vs. Other Clubs

Team	W-L-T	Team	W-L-T	Team	W-L-T	Team	W-L-T
Adirondack	2-2-1	Idaho	6-4-1	Newfoundland	0-0-0	Tulsa	1-2-1
Allen	2-1-0	Indy	5-1-0	Norfolk	10-1-2	Utah	0-1-0
Atlanta	91-51-15	Jacksonville	13-0-1	Orlando	55-21-4	Wheeling	13-7-0
Brampton	3-1-0	Kalamazoo	14-3-5	Rapid City	0-0-0	Wichita	0-0-0
Cincinnati	14-9-3	Kansas City	1-0-1	Reading	18-13-2	Worcester	0-1-0
Fort Wayne	7-3-1	Maine	0-0-0	South Carolina	99-66-21		
Greenville	43-31-15	Manchester	4-1-0	Toledo	15-9-3		

Web - FloridaEverblades.com

Twitter - [@FL_Everblades](https://twitter.com/FL_Everblades)

60 - Florida Everblades

Club Records

Players		Team	
Most Points, Season	102 Kevin Baker, 2008-09	Most Points	112 2017-18
Most Points, Game	6 Jacob Micflikier at Charlotte, Nov. 5, 2009 6 Jacob Micflikier at Augusta, Nov. 22, 2008	Fewest Points	79 2010-11
Most Goals, Season	57 Kevin Baker, 2008-09	Most Wins	53 2017-18 1999-00
Most Goals, Game	4 five times, most recent: John McCarron vs. Orlando, Dec. 3, 2016	Fewest Wins	35 2002-03
Most Assists, Season	59 Tom Buckley, 1999-00	Most Losses	30 2010-11
Most Assists, Game	4 16 times, most recent: Gus Young at Jacksonville, Nov. 17, 2017	Fewest Losses	13 2017-18
Most PIM, Season	233 Jimmy Verdule, 2002-03	Most Goals Scored	277 1999-00
Most PIM, Game	37 Kyle Kos at South Carolina, Mar. 22, 2003	Fewest Goals Against	171 2017-18
		Most Penalty Minutes	1,703 2002-03
		Longest Winning Streak	
		Overall	12 Dec. 14, 1999-Jan. 11, 2000
		Home	12 Oct. 29-Dec. 22, 2005
		Road	9 Jan. 16-Feb. 19, 1999
		Longest Winless Streak	
		Overall	8 Jan. 24-Feb. 7, 2004
		Home	6 Dec. 23, 1998-Jan. 20, 1999
		Road	7 Nov. 28, 2003-Jan. 3, 2004
		Regular Season Game Attendance Record	
			7,642 vs. Atlanta, Apr. 2, 2016
		Postseason Game Attendance Record	
			7,805 vs. Trenton, June 1, 2005
		Regular Season Attendance Record	
			255,123, 2000-01

Playoff Record vs. Current Teams

	<u>Series</u>	<u>W</u>	<u>L</u>	<u>GP</u>	<u>W</u>	<u>L</u>	<u>GF</u>	<u>GA</u>	<u>Last Mtg</u>	<u>Rnd</u>	<u>Result</u>
Adirondack	1	1	0	5	4	1	19	13	2018	CF	W 4-1
Atlanta	3	2	1	13	9	4	48	39	2018	DSF	W 4-0
Greenville	1	1	0	3	3	0	12	6	2012	CQF	W 3-0
Idaho	1	0	1	5	1	4	10	19	2004	Finals	L 1-4
Kalamazoo	2	1	1	9	5	4	30	21	2012	CF	W 4-1
Orlando	3	3	0	18	12	6	68	49	2018	DF	W 4-1
Reading	3	1	2	16	6	10	46	46	2013	CSF	L 3-4
South Carolina	6	3	3	25	12	13	81	85	2017	DF	L 1-4
Wheeling	1	0	1	6	2	4	21	21	2016	CQF	L 2-4

All-Time Playoff Results

<u>Year</u>	<u>Round</u>	<u>Opponent</u>	<u>Result</u>	<u>GF</u>	<u>GA</u>	<u>OT</u>	<u>Year</u>	<u>Round</u>	<u>Opponent</u>	<u>Result</u>	<u>GF</u>	<u>GA</u>	<u>OT</u>
2018	Finals	Colorado	L 3-4	25	24	1-1	2007	CF	Dayton	L 3-4	22	23	0-1
		CF Adirondack	W 4-1	19	13	0-1		DSF	Texas	W 4-2	19	15	1-0
		DF Orlando	W 4-1	22	10	0-0		DQF	Charlotte	W 3-0	14	4	0-0
		DSF Atlanta	W 4-0	14	7	1-0	2006	DSF	Gwinnett	L 1-3	18	21	0-0
2017	DF	South Carolina	L 1-4	10	12	0-2		DQF	Greenville	W 3-1	18	11	1-1
	DSF	Orlando	W 4-3	27	23	1-0	2005	Finals	Trenton	L 2-4	15	25	1-0
2016	CQF	Wheeling	L, 2-4	21	21	0-0		CF	Charlotte	W 4-2	19	14	1-0
2015	DF	South Carolina	L 2-4	16	23	2-0		CSF	Greenville	W 3-0	10	5	2-0
	DSF	Orlando	W 4-2	19	16	1-0		CQF	South Carolina	W 3-1	19	13	1-0
2013	CSF	Reading	L 3-4	19	20	0-2	2004	Finals	Idaho	L 1-4	10	19	1-1
	CQF	Elmira	W 4-2	22	21	1-0		CF	Reading	W 3-2	15	10	1-0
2012	Finals	Las Vegas	W 4-1	18	10	2-0		DF	South Carolina	W 3-0	16	6	1-0
	CF	Kalamazoo	W 4-1	21	7	0-0		DSF	Roanoke	W 3-1	16	13	0-0
	CSF	Elmira	W 4-1	15	8	1-0	2003	WC	Greenville	L 0-1	2	3	0-0
	CQF	Greenville	W 3-0	12	6	0-0	2002	DSF	Greenville	L 2-3	19	20	0-0
2011	CQF	Kalamazoo	L 1-3	9	14	0-0		WC	South Carolina	W 1-0	3	2	0-0
2010	CSF	Reading	L 0-4	12	16	0-0	2001	CQF	Pee Dee	L 2-3	14	16	0-1
	CQF	Elmira	W 3-2	19	19	0-0	2000	CQF	Augusta	L 2-3	14	17	0-0
2009	DF	South Carolina	L 2-4	17	19	1-2	1999	CSF	Mississippi	L 0-3	7	14	0-1
	DSF	Gwinnett	W 4-1	16	11	1-1		CQF	Birmingham	W 3-0	16	5	0-0
2008	DQF	Columbia	L 0-3	5	9	0-1							

2017-18 Regular Season Statistics

Table with columns: PLAYER, Pos, GP, G, A, PTS, +/-, PIM, PP, PPA, SH, SHA, GW, FG, OT, UA, EN, SOG, SOA, Shots, Sh%. Includes player stats and a TEAM TOTALS row at the bottom.

GOALIE table with columns: GOALIE, GP, MINS, W, L, OTL, SL, SO, EN, GA, GAA, SOGP, SOW, SA, SVS, SV%. Includes goalie stats and a TEAM TOTALS row at the bottom.

2018 Kelly Cup Playoffs Statistics

Table with columns: PLAYER, Pos, GP, G, A, PTS, +/-, PIM, PP, PPA, SH, SHA, GW, FG, OT, UA, EN, Shots, Sh%. Includes player stats and a TEAM TOTALS row at the bottom.

GOALIE table with columns: GOALIE, GP, MINS, W, L, SO, EN, GA, GAA, SA, SVS, SV%. Includes goalie stats and a TEAM TOTALS row at the bottom.



Brad Ralph **Head Coach/Director of Hockey Operations**

Brad Ralph was named the fifth head coach in Everblades' history on July 12, 2016. Ralph, 38, enters his ninth season as a head coach in 2018-19. Ralph has amassed a career coaching record of 350-162-42. Last year, Ralph helped lead the Everblades to their third South Division title in four seasons while setting club records for wins (53) and points (112) and to the Kelly Cup Finals for the fourth time in club history. He also received the John Brophy Award as the ECHL Coach of the Year and earned the right to coach in the ECHL All-Star Classic for the second consecutive season. In 2015-16, he guided the Kelowna Rockets of the Western Hockey League to a 48-20-4 record and a third-round appearance in the playoffs. Ralph coached the Idaho Steelheads of the ECHL for three seasons (2012-15) totaling a 132-64-20 mark along with three postseason appearances. Ralph began his coaching career with the SPHL's Augusta RiverHawks (2010-12), and led his team to the league finals in his year. As a player, Ralph appeared in 383 professional games split between the ECHL and AHL, while making his lone NHL appearance with the Phoenix Coyotes during the 2000-01 season.

Coaching Record		Regular Season				Playoffs		
Season	Team	Games	W	L	T	Games	W	L
2010-11	Augusta (SPHL)	56	35	20	1	9	4	5
2011-12	Augusta (SPHL)	56	36	13	7	3	1	2
2012-13	Idaho Steelheads (ECHL)	72	45	20	7	17	9	8
2013-14	Idaho Steelheads (ECHL)	72	39	26	7	11	5	6
2014-15	Idaho Steelheads (ECHL)	72	48	18	6	6	2	4
2015-16	Kelowna (WHL)	72	48	20	4	18	8	10
2016-17	Florida Everblades (ECHL)	72	46	21	5	12	5	7
2017-18	Florida Everblades (ECHL)	72	53	13	6	21	15	6
ECHL Totals		360	231	98	31	67	36	31

Coaching History

Year	Coach	STD	W	L	T	PTS	Playoffs
2017-18	Brad Ralph	1-S	53	13	6	112	Lost Kelly Cup Finals
2016-17	Brad Ralph	1-S	46	21	5	97	Lost Division Finals
2015-16	Greg Poss	2-S	46	23	3	95	Lost Conference Quarterfinals
2014-15	Greg Poss	1-E	49	16	7	105	Lost Division Finals
2013-14	Greg Poss	4-S	37	27	8	82	Out of Playoffs
2012-13	Greg Poss	2-S	39	22	11	89	Lost Conference Semifinals
2011-12	Greg Poss	3-S	39	26	7	85	Won Kelly Cup
2010-11	Greg Poss	3-S	37	30	5	79	Lost Conference Quarterfinals
2009-10	Malcolm Cameron	3-S	38	25	9	85	Lost Conference Semifinals
2008-09	Malcolm Cameron	1-S	49	17	5	103	Lost Division Finals
2007-08	Gerry Fleming	4-S	39	25	8	86	Lost Division Quarterfinals
2006-07	Gerry Fleming	1-S	44	22	6	94	Lost Conference Finals
2005-06	Gerry Fleming	2-S	48	20	4	100	Lost Division Finals
2004-05	Gerry Fleming	2-S	42	20	10	94	Lost Kelly Cup Finals
2003-04	Gerry Fleming	3-S	37	25	10	84	Lost Kelly Cup Finals
2002-03	Gerry Fleming	4-SE	35	23	14	84	Lost Division Wild Card
2001-02	Gerry Fleming	5-SE	37	27	8	82	Lost Division Semifinals
2000-01	Bob Ferguson	2-SE	38	26	8	84	Lost Conference Quarterfinals
1999-00	Bob Ferguson	1-SE	53	15	2	108	Lost Conference Quarterfinals
1998-99	Bob Ferguson	2-SE	45	20	5	95	Lost Conference Semifinals

2018-19 Schedule

Fri. Oct. 12	at Newfoundland	Fri. Dec. 14	at Greenville	Sat. Feb. 9	Adirondack
Sat. Oct. 13	at Newfoundland	Sat. Dec. 15	at Jacksonville	Wed. Feb. 13	Orlando
Fri. Oct. 19	Norfolk	Thu. Dec. 20	at Orlando	Fri. Feb. 15	Manchester
Sat. Oct. 20	Norfolk	Fri. Dec. 21	at Orlando	Sat. Feb. 16	Manchester
Fri. Oct. 26	at Orlando	Sat. Dec. 22	Orlando	Wed. Feb. 20	at Jacksonville
Sat. Oct. 27	Orlando	Thu. Dec. 27	at Atlanta	Fri. Feb. 22	at South Carolina
Fri. Nov. 2	at Jacksonville	Fri. Dec. 28	at Greenville	Sat. Feb. 23	at South Carolina
Sat. Nov. 3	at Jacksonville	Sat. Dec. 29	at Greenville	Wed. Feb. 27	at Orlando
Fri. Nov. 9	Jacksonville	Wed. Jan. 2	Atlanta	Fri. Mar. 1	Orlando
Sat. Nov. 10	Jacksonville	Fri. Jan. 4	Atlanta	Sat. Mar. 2	at Orlando
Wed. Nov. 14	at Jacksonville	Sat. Jan. 5	Atlanta	Sun. Mar. 3	at Jacksonville
Fri. Nov. 16	at South Carolina	Wed. Jan. 9	Greenville	Wed. Mar. 6	Atlanta
Sat. Nov. 17	at Atlanta	Fri. Jan. 11	Greenville	Fri. Mar. 8	Atlanta
Sun. Nov. 18	at Atlanta	Sat. Jan. 12	Greenville	Sat. Mar. 9	Atlanta
Wed. Nov. 21	at Norfolk	Wed. Jan. 16	at Rapid City	Wed. Mar. 13	at Orlando
Fri. Nov. 23	at Norfolk	Fri. Jan. 18	at Rapid City	Fri. Mar. 15	at Atlanta
Sat. Nov. 24	at Norfolk	Sat. Jan. 19	at Rapid City	Sat. Mar. 16	at South Carolina
Wed. Nov. 28	South Carolina	Fri. Jan. 25	Jacksonville	Sun. Mar. 17	at South Carolina
Fri. Nov. 30	South Carolina	Sat. Jan. 26	Jacksonville	Sat. Mar. 23	Orlando
Sat. Dec. 1	South Carolina	Tue. Jan. 29	Jacksonville	Wed. Mar. 27	Norfolk
Wed. Dec. 5	Jacksonville	Thu. Jan. 31	at Atlanta	Fri. Mar. 29	Norfolk
Fri. Dec. 7	Greenville	Sat. Feb. 2	at Greenville	Sat. Mar. 30	Norfolk
Sat. Dec. 8	Greenville	Wed. Feb. 6	Adirondack	Fri. Apr. 5	Orlando
Thu. Dec. 13	at Greenville	Fri. Feb. 8	Adirondack	Sat. Apr. 6	Jacksonville

2017-18 Results

Oct. 13	Atlanta	4-3	Jan. 5	at South Carolina	2-5	Mar. 21	Norfolk	7-2
Oct. 14	Atlanta	4-1	Jan. 6	at South Carolina	5-3	Mar. 23	Norfolk	4-1
Oct. 20	at Atlanta	4-2	Jan. 7	at Atlanta	4-3#	Mar. 24	Norfolk	5-1
Oct. 21	at Atlanta	5-1	Jan. 12	Jacksonville	4-2	Mar. 28	Greenville	3-0
Oct. 25	Indy	3-1	Jan. 13	at Jacksonville	5-3	Mar. 30	Greenville	5-3
Oct. 27	Indy	2-5	Jan. 15	at Atlanta	6-2	Mar. 31	Atlanta	4-2
Oct. 28	Indy	4-2	Jan. 20	at Orlando	3-2*	Apr. 3	at South Carolina	4-3*
Nov. 1	at Orlando	4-3*	Jan. 21	at Orlando	3-5	Apr. 5	at Jacksonville	5-1
Nov. 4	at Orlando	4-2	Jan. 24	at Adirondack	2-4	Apr. 6	at Jacksonville	4-2
Nov. 8	Cincinnati	3-4#	Jan. 26	at Adirondack	4-5#	Apr. 7	Jacksonville	4-1
Nov. 10	Cincinnati	1-4	Jan. 27	at Adirondack	4-3*	+Apr. 16	Atlanta	4-1
Nov. 11	Cincinnati	1-0	Jan. 28	at Worcester	2-3	+Apr. 17	Atlanta	3-2
Nov. 12	at Orlando	4-3	Feb. 2	Greenville	3-4*	+Apr. 19	at Atlanta	4-2
Nov. 17	at Jacksonville	6-3	Feb. 3	Greenville	5-1	+Apr. 20	at Atlanta	3-2*
Nov. 18	Jacksonville	3-1	Feb. 7	at Orlando	3-1	+Apr. 27	Orlando	4-1
Nov. 22	at Norfolk	4-3	Feb. 9	Allen	4-0	+Apr. 28	Orlando	5-1
Nov. 24	at Norfolk	4-1	Feb. 10	Allen	4-1	+May 3	at Orlando	5-1
Nov. 25	at Norfolk	2-3*	Feb. 16	at Tulsa	1-3	+May 4	at Orlando	3-5
Nov. 30	at Greenville	4-5#	Feb. 17	at Tulsa	0-3	+May 6	at Orlando	5-2
Dec. 1	at Atlanta	5-3	Feb. 18	at Kansas City	3-2	+May 11	Adirondack	4-3
Dec. 2	at Atlanta	4-2	Feb. 21	at Orlando	4-0	+May 12	Adirondack	2-3*
Dec. 8	Jacksonville	4-2	Feb. 23	Orlando	1-3	+May 16	at Adirondack	3-2
Dec. 9	Jacksonville	3-2#	Feb. 24	Jacksonville	3-4*	+May 18	at Adirondack	7-3
Dec. 13	South Carolina	2-4	Feb. 28	Jacksonville	6-2	+May 19	at Adirondack	3-2
Dec. 15	South Carolina	4-3	Mar. 2	Greenville	3-2*	+May 25	at Colorado	1-3
Dec. 16	South Carolina	0-1	Mar. 3	Greenville	6-2	+May 27	at Colorado	4-3
Dec. 20	Jacksonville	3-2	Mar. 9	at Jacksonville	5-2	+May 30	Colorado	4-5*
Dec. 27	at Atlanta	4-0	Mar. 10	at Jacksonville	3-2	+June 1	Colorado	7-6*
Dec. 29	at Orlando	3-5	Mar. 15	at Orlando	2-1*	+June 2	Colorado	5-0
Dec. 30	Orlando	7-1	Mar. 16	Orlando	3-1	+June 6	at Colorado	2-4
Jan. 3	Orlando	4-1	Mar. 17	Orlando	5-8	+June 9	Colorado	2-3

* - Overtime

- Shootout

+ - Kelly Cup Playoffs



Craig Brush
President & General Manager

Craig Brush, the President of the Florida Everblades, along with partners Peter Karmanos and Thomas Thewes, founded the Everblades and Germain Arena in 1998. Brush, a native of Milton, Ontario, oversees all aspects of both the hockey club and the sports complex. In 20 seasons, the Everblades have hosted more than four-million fans in 714 regular-season games, with an average attendance of over 6,000 per game. The team has placed in the top three of league attendance in 10 of its 20 seasons, ranking first overall five times, and have led the Kelly Cup Playoffs attendance six times. The Everblades have also earned a post-season berth in 19 of their 20 seasons of existence. Brush was inducted into the ECHL Hall of Fame (Class of 2016) in the Builders category, on Feb. 5, 2016 in a ceremony in Kalamazoo. The Everblades won the Kelly Cup and the ECHL Championship in 2012, and have reigned as conference champions three times. During the 2003-04 season, the Everblades captured the Eastern Conference title and made their first ever trip to the Kelly Cup Finals, and followed that up by becoming the first team in ECHL history to make back-to-back trips to the Kelly Cup Finals after capturing the 2004-05 American Conference championship. Florida was also awarded the regular-season championship and the Brabham Cup following the 1998-99 season after finishing with a club record 108 points. Brush played hockey for four seasons at Cornell University where he was a member of the 1970 undefeated NCAA Championship team, which was the only team in collegiate history to accomplish this feat. From 2003-06, Brush served as the Chairman of the ECHL Board of Governors. In addition, he has coached in the Compuware youth hockey program for many years. Craig and his wife, Kyle, split time between Estero, Florida and Birmingham, Michigan. The couple has three sons – Matt, Tyler and Patrick – as well as five grandchildren, Anna, Mary, Jane, Sloan, and Brett.

11000 Everblades Parkway, Estero, FL 33928

Office	(239) 948-7825	Email	info@floridaeverblades.com
Arena	Germain Arena	Capacity	7,186
Rink Dimensions	200 x 85	Team Colors	Navy Blue, Green, White
Radio Station WJBX (101.5 FM, 104.3 FM, 770 AM)		Broadcaster	TBD

Team Directory

President/General Manager	Craig Brush
Vice President of Sales and Marketing	Chris Palin
Head Coach/Director of Hockey Operations	Brad Ralph
Associate Coach	Tad O’Had
Media/Community Relations Manager and Broadcaster	TBD
Audio/Video & Creative Services Manager	Garrett Weller
Director of Sales	Mike Kelly
Season Ticket Service Coordinator	Brittany Moore
Corporate Partnerships and Game Night Coordinator	Meagan Stover
Marketing & Social Media Coordinator	Noelle Gonzalez
Box Office Manager	Paul Daniels
Human Resources Director	Danielle Higgins
Sales Associates	Calvin Isaac, Molly Uphoff, Joseph Scofero, Katie Raile, Quillan Toler and Ali O’Connor
Athletic Trainer	Chris Emrick
Equipment Manager	John Sellars



FORT WAYNE KOMETS

2017-18 Results

46W-20L-5OTL-1SOL 98 PTS.
Second, Central Division

NHL Affiliate: Vegas Golden Knights

AHL Affiliate: Chicago Wolves

Year-by-Year Record

Season	GP	Home					SO	Away					SO	Overall					GF	GA	PTS
		W	L	T	OT	SO		W	L	T	OT	SO		W	L	T	OT	SO			
2017-18	72	25	7	4	3-3	1-1	21	13	2	2-2	0-0	46	20	6	5-5	1-1	290	216	98		
2016-17	72	28	7	1	3-0	0-1	17	12	7	0-6	2-1	45	19	8	3-6	3-2	264	210	98		
2015-16	72	22	9	5	5-5	0-0	18	4	4	2-2	1-2	40	23	9	7-7	1-2	240	200	89		
2014-15	72	26	5	5	1-2	4-3	22	13	1	3-0	4-1	48	18	6	4-2	8-4	251	200	102		
2013-14	72	16	11	9	3-5	2-4	20	13	3	1-2	1-1	36	24	12	4-7	3-5	215	215	84		
2012-13	72	16	20	0	3-0	2-0	17	15	4	1-1	2-3	33	35	4	4-1	4-3	205	246	70		

T - Includes Overtime and Shootout Losses

Year-by-Year Results

Season	Finished	Result
2018	2nd, Central	Lost Conference Finals
2017	2nd, Central	Lost Division Finals
2016	1st, Midwest	Lost Conference Finals
2015	2nd, North	Lost Division Finals
2014	3rd, North	Lost Conference Semifinals
2013	4th, North	Out of Playoffs

All-Time Record vs. Other Clubs

Team	W-L-T	Team	W-L-T	Team	W-L-T	Team	W-L-T
Adirondack	0-1-1	Idaho	0-0-0	Newfoundland	0-0-0	Tulsa	3-1-1
Allen	3-0-0	Indy	29-8-3	Norfolk	1-0-0	Utah	2-1-0
Atlanta	8-3-0	Jacksonville	0-0-0	Orlando	9-2-0	Wheeling	12-8-3
Brampton	4-4-2	Kalamazoo	39-30-7	Rapid City	5-1-0	Wichita	5-1-0
Cincinnati	25-13-4	Kansas City	9-4-1	Reading	4-5-1	Worcester	0-1-0
Florida	4-7-0	Maine	0-0-0	South Carolina	2-0-2		
Greenville	5-2-1	Manchester	0-1-0	Toledo	26-18-6		

Web - Komets.com

Twitter - [@FWKomets](https://twitter.com/FWKomets)

66 - Fort Wayne Komets

Club Records**Players**

Most Points, Season	88	Brandon Marino, 2013-14
Most Points, Game	5	three times, most recent: Shawn Szydlowski vs. Indy, Dec. 27, 2016
Most Goals, Season	38	Shawn Szydlowski, 2014-15
Most Goals, Game	5	Shawn Szydlowski vs. Missouri, Mar. 21, 2015
Most Assists, Season	58	Brandon Marino, 2013-14
Most Assists, Game	5	Eric Faille vs. Missouri, Mar. 21, 2015
Most PIM, Season	259	Cody Sol, 2015-16
Most PIM, Game	26	Nick Tuzzolino at Las Vegas, Nov. 3, 2013

Goaltenders

Most Appearances	51	Pat Nagle, 2015-16
Most Minutes Played	2,969	Pat Nagle, 2015-16
Most Wins	28	Michael Houser, 2017-18 Pat Nagle, 2015-16
Most Losses	13	Charlie Effinger, 2012-13
Most Overtime Losses	8	Pat Nagle, 2015-16
Most Shots	1,382	Pat Nagle, 2015-16
Most Saves	1,265	Pat Nagle, 2015-16
Most Shutouts	5	Pat Nagle, 2015-16
Lowest GAA	2.36	Pat Nagle, 2015-16
Best Save Percentage	.921	Roman Will, 2014-15

Team

Most Points	102	2014-15
Fewest Points	70	2012-13
Most Wins	48	2014-15
Fewest Wins	33	2012-13
Most Losses	35	2012-13
Fewest Losses	18	2014-15
Most Goals Scored	290	2017-18
Fewest Goals Against	200	2015-16 2014-15
Most Penalty Minutes	1,385	2012-13

Longest Winning Streak

Overall	7	Nov. 27-Dec. 13, 2014
Home	9	Mar. 6-Apr. 11, 2015
Road	6	Nov. 25, 2015-Jan. 8, 2016 Nov. 28-Dec. 19, 2014 Oct. 17-Nov. 12, 2014

Longest Winless Streak

Overall	6	Feb. 9-22, 2013
Home	3	7 times, most recent: Oct. 21-Nov. 3, 2017
Road	5	Mar. 16-31, 2018

Regular Season Game Attendance Record

10,480 vs. Evansville, Feb. 16, 2013

Postseason Game Attendance Record

7,598 vs. Colorado, May 19, 2018

Regular Season Attendance Record

280,241, 2017-18

All-Time Playoff Record vs. Other Clubs

	<u>Series</u>	<u>W</u>	<u>L</u>	<u>GP</u>	<u>W</u>	<u>L</u>	<u>GF</u>	<u>GA</u>	<u>Last Mtg</u>	<u>Rnd</u>	<u>Result</u>
Allen	1	0	1	5	1	4	16	22	2016	CF	L 1-4
Cincinnati	3	2	1	18	10	8	65	47	2018	DSF	W 4-1
Kalamazoo	1	1	0	5	4	1	19	11	2015	DSF	W 4-1
Reading	1	1	0	5	4	1	14	8	2014	CQF	W 4-1
Toledo	3	1	2	18	8	10	45	51	2018	DF	W 4-2
Utah	1	1	0	4	4	0	19	11	2016	CSF	W 4-0

All-Time Playoff Results

<u>Year</u>	<u>Round</u>	<u>Opponent</u>	<u>Result</u>	<u>GF</u>	<u>GA</u>	<u>OT</u>	<u>Year</u>	<u>Round</u>	<u>Opponent</u>	<u>Result</u>	<u>GF</u>	<u>GA</u>	<u>OT</u>
2018	CF	Colorado	L 3-4	19	19	0-3	2015	DF	Toledo	L 3-4	15	22	3-0
	DF	Toledo	W 4-2	20	13	0-0		DSF	Kalamazoo	W 4-1	19	11	0-0
	DSF	Cincinnati	W 4-1	19	14	1-1	2014	CSF	Cincinnati	L 2-4	13	19	1-2
2017	DF	Toledo	L 1-4	10	15	0-1		CQF	Reading	W 4-1	14	8	1-0
	DSF	Quad City	W 4-1	16	12	1-1							
2016	CF	Allen	L 1-4	16	22	0-2							
	CSF	Utah	W 4-0	19	11	0-0							
	CQF	Cincinnati	W 4-3	23	14	2-1							

2017-18 Regular Season Statistics

PLAYER	Pos	GP	G	A	PTS	+/-	PIM	PP	PPA	SH	SHA	GW	FG	OT	UA	EN	SOG	SOA	Shots	Sh%
Shawn Szydlowski	RW	64	31	48	79	39	76	6	10	1	4	6	7	0	1	2	1	2	233	13.3
Garrett Thompson	LW	67	29	42	71	22	66	7	7	2	3	5	3	0	3	2	0	0	195	14.9
Gabriel Desjardins	LW	58	33	34	67	35	31	4	4	2	1	5	2	1	3	1	0	1	205	16.1
Mason Baptista	C	62	18	32	50	22	71	1	2	3	0	4	4	0	1	1	0	0	191	9.4
Marc-Olivier Roy	F	45	17	31	48	1	24	5	7	0	0	2	3	0	0	0	0	0	129	13.2
Dennis Kravchenko	F	50	19	27	46	27	78	1	7	0	1	1	1	0	0	0	0	0	109	17.4
Artur Tyanulin	RW	39	18	24	42	14	24	2	7	0	0	3	0	1	1	0	0	0	93	19.4
Ryan Culkin	D	53	11	27	38	18	38	4	10	0	0	3	1	0	0	0	0	0	119	9.2
Bobby Shea	D	65	8	27	35	32	83	2	6	0	1	3	1	0	0	0	0	0	135	5.9
Jason Binkley	D	70	7	27	34	13	48	1	4	0	0	2	2	0	2	1	0	0	168	4.2
Cody Sol	D	53	8	21	29	30	119	0	0	0	4	0	1	0	0	2	0	0	110	7.3
Jamie Schaafsma	C	48	12	15	27	5	30	2	6	1	0	2	2	1	0	4	0	0	114	10.5
Louick Marcotte	RW	37	12	14	26	10	31	0	0	1	0	1	1	0	1	0	0	0	73	16.4
Ryan Lowney	D	60	7	19	26	22	22	0	2	0	0	1	1	0	0	0	0	0	116	6.0
Justin Hodgman	C	30	9	16	25	8	26	1	3	0	0	2	1	1	0	0	0	0	55	16.4
Zac Larraza	F	34	7	18	25	0	48	2	4	0	0	2	1	1	0	0	0	0	83	8.4
Daniel Maggio	D	46	8	16	24	18	56	1	2	0	3	0	1	0	0	0	0	0	106	7.5
Curtis Leonard	D	71	3	18	21	34	37	0	0	0	3	0	0	0	0	0	0	0	77	3.9
Trevor Cheek	LW	20	9	11	20	16	14	2	1	1	0	0	1	0	0	0	0	1	69	13.0
Marcus Basara	F	5	2	1	3	1	6	0	1	0	0	0	0	0	0	0	0	0	7	28.6
TOTALS		33	6	8	14	-8	29	0	1	0	0	1	2	0	0	0	0	0	53	11.3
Logan Nelson	C	29	3	8	11	7	20	1	0	0	0	1	1	0	0	0	0	0	52	5.8
Justin MacDonald	F	28	5	4	9	-4	4	0	0	0	0	0	1	0	0	1	0	0	42	11.9
TOTALS		33	5	4	9	-6	6	0	0	0	0	1	0	0	1	0	0	0	48	10.4
Anthony Cortese	D	19	1	3	4	0	12	0	0	0	0	0	1	0	0	0	0	0	24	4.2
TOTALS		40	2	6	8	-1	20	0	3	0	0	0	2	0	0	0	0	0	53	3.8
Ralph Cuddemi	F	10	2	4	6	-2	2	0	2	0	0	0	2	0	0	0	0	0	34	5.9
Taylor Crunk	LW	28	0	6	6	3	64	0	0	0	0	0	0	0	0	0	0	0	30	0.0
Tyson Fawcett	C	9	4	1	5	3	2	0	0	1	0	1	0	0	0	0	0	0	18	22.2
Anthony Petruzzelli	F	4	3	0	3	1	0	0	0	1	0	0	0	0	0	0	0	0	12	25.0
Phelix Martineau	F	3	2	1	3	3	4	0	0	0	0	0	0	0	0	0	0	0	10	20.0
Joseph Widmar	F	11	0	3	3	-1	0	0	0	0	0	0	0	0	0	0	0	0	10	0.0
Michael Houser	G	45	0	2	2	0	12	0	0	0	1	0	0	0	0	0	0	0	1	0.0
Russell Jordan	F	5	1	0	1	0	0	1	0	0	0	0	0	0	0	0	0	0	6	16.7
Jalen Smereck	D	2	0	1	1	-2	4	0	0	0	0	0	0	0	0	0	0	0	1	0.0
Vytal Cote	D	4	0	0	0	1	0	0	0	0	0	0	0	0	0	0	0	0	1	0.0
TOTALS		35	0	1	1	-6	62	0	0	0	0	0	0	0	0	0	0	0	23	0.0
Sean Campbell	D	2	0	0	0	-1	2	0	0	0	0	0	0	0	0	0	0	0	1	0.0
Brandon Lubin	D	2	0	0	0	1	2	0	0	0	0	0	0	0	0	0	0	0	1	0.0
Sean Maguire	G	2	0	0	0	0	0	0	0	0	0	0	0	0	0	0	0	0	0	0.0
Phil Bushbacher	LW	3	0	0	0	-2	0	0	0	0	0	0	0	0	0	0	0	0	8	0.0
Tanner Froese	F	3	0	0	0	-1	0	0	0	0	0	0	0	0	0	0	0	0	4	0.0
Cam Lanigan	G	4	0	0	0	0	0	0	0	0	0	0	0	0	0	0	0	0	0	0.0
Kevin McKernan	D	9	0	0	0	-4	0	0	0	0	0	0	0	0	0	0	0	0	12	0.0
Garrett Bartus	G	27	0	0	0	0	0	0	0	0	0	0	0	0	0	0	0	0	0	0.0
BENCH		72	1				22												1	
TEAM TOTALS		72	290	501	790	369	1078	43	85	13	21	45	37	5	13	13	1	5	2655	10.9

GOALIE	GP	MINS	W	L	OTL	SL	SO	EN	GA	GAA	SOGP	SOW	SA	SVS	SV%
Michael Houser	45	2552	28	11	4	0	2	7	116	2.73	1	1	1279	1163	0.909
Garrett Bartus	27	1517	17	6	0	1	1	1	72	2.85	1	0	744	672	0.903
Cam Lanigan	4	151	1	1	1	0	0	0	10	3.97	0	0	109	99	0.908
Sean Maguire	2	113	0	2	0	0	0	0	9	4.78	0	0	57	48	0.842
TEAM TOTALS	78	4333	46	20	5	1	3	8	207	2.87	2	1	2189	1982	0.905

2018 Kelly Cup Playoffs Statistics

PLAYER	Pos	GP	G	A	PTS	+/-	PIM	PP	PPA	SH	SHA	GW	FG	OT	UA	EN	Shots	Sh%	
Gabriel Desjardins	LW	18	9	11	20	13	12	3	1	1	0	4	0	0	1	1	52	17.3	
Shawn Szydlowski	RW	17	4	13	17	0	16	0	6	0	0	0	0	0	1	1	67	6.0	
Garrett Thompson	LW	18	7	9	16	5	16	3	3	0	0	1	2	0	1	1	48	14.6	
Marc-Olivier Roy	F	14	2	9	11	1	6	0	4	0	0	2	0	0	0	0	26	7.7	
Jason Binkley	D	18	3	7	10	5	8	2	4	0	0	0	0	0	0	0	36	8.3	
Bobby Shea	D	18	4	5	9	3	14	1	1	0	0	0	1	0	0	0	40	10.0	
Daniel Maggio	D	12	6	2	8	1	12	3	1	0	0	0	2	0	0	0	22	27.3	
Phelix Martineau	F	10	4	4	8	7	6	0	2	0	0	1	0	0	1	0	26	15.4	
Dennis Kravchenko	F	11	2	6	8	0	16	0	3	0	1	0	0	0	0	0	34	5.9	
Mason Baptista	C	18	2	6	8	-1	14	0	0	1	1	1	1	0	0	0	45	4.4	
Jamie Schaafsma	C	18	5	2	7	-3	10	1	0	0	0	1	0	1	0	0	39	12.8	
Cody Sol	D	18	3	3	6	0	14	1	1	0	0	0	2	0	1	0	47	6.4	
Ryan Culkin	D	12	1	5	6	-2	6	1	3	0	0	0	0	0	0	0	23	4.3	
Artur Tyanulin	RW	11	3	2	5	-2	10	2	0	0	0	0	2	0	0	0	22	13.6	
Ryan Lowney	D	18	2	3	5	3	4	0	2	0	0	0	0	0	0	0	32	6.3	
Justin MacDonald	F	13	1	1	2	2	2	0	0	0	0	0	0	0	1	0	27	3.7	
Anthony Petruzzelli	F	14	0	2	2	1	0	0	1	0	0	0	0	0	0	0	22	0.0	
Michael Houser	G	17	0	2	2	0	0	0	0	0	1	0	0	0	0	0	0	0	0.0
Trevor Cheek	LW	5	0	1	1	-4	6	0	1	0	0	0	0	0	0	0	23	0.0	
Kevin McKernan	D	8	0	1	1	1	4	0	0	0	0	0	0	0	0	0	5	0.0	
Curtis Leonard	D	15	0	1	1	1	10	0	0	0	0	0	0	0	0	0	14	0.0	
Garrett Bartus	G	1	0	0	0	0	0	0	0	0	0	0	0	0	0	0	0	0	0.0
Justin Hodgman	C	1	0	0	0	0	0	0	0	0	0	0	0	0	0	0	2	0.0	
BENCH		18	0				2											0	
TEAM TOTALS		18	58	95	153	31	188	17	33	1	2	11	10	1	5	3	652	8.9	

GOALIE	GP	MINS	W	L	SO	EN	GA	GAA	SA	SVS	SV%
Garrett Bartus	1	60	1	0	0	0	2	2.00	21	19	0.905
Michael Houser	17	1081	10	7	0	0	44	2.44	514	470	0.914
TEAM TOTALS	18	1141	11	7	0	0	46	2.42	535	489	0.914



Gary Graham Head Coach

Gary Graham rejoined the Fort Wayne Komets when he was named the club's head coach on June 4, 2013. Graham has led the Komets to at least the second round of the playoffs in each of his five seasons as the club's head coach, including two trips to the Western Conference Finals in 2016 and 2018. During the 2012-13 season, in his first professional head coaching assignment, Graham led Pensacola to the Southern Professional Hockey League championship. The Ice Flyers finished 2012-13 with a 33-18-5 record and 71 points, two points shy of capturing the regular season title. It was the first time Pensacola skated to a regular season winning percentage over .600 (.634) since joining the SPHL in 2009-10. The 2013 SPHL Presidents' Cup title was Graham's fourth career league crown. Before his stint with Pensacola, Graham collected three league championships in four seasons as an assistant coach with the Komets (2009, 2010 and 2012). Prior to Graham's first tenure with the Komets, the Fort Wayne native enjoyed success as head coach of the Indiana Jr. Ice Tier 1 team, guiding the Ice to a 38-17-3 record in the Midwest Elite League during 2008-09 before serving as associate coach for the USHL Clark Cup Champion Indiana Ice. Graham majored in Exercise Science at Ball State University and resides in Fort Wayne with his children, Connor and Isabella.

Coaching Record

<u>Season</u>	<u>Team</u>	<u>Regular Season</u>				<u>Playoffs</u>		
		<u>Games</u>	<u>W</u>	<u>L</u>	<u>T</u>	<u>Games</u>	<u>W</u>	<u>L</u>
2012-13	Pensacola (SPHL)	56	33	18	5	7	6	1
2013-14	Fort Wayne Komets (ECHL)	72	36	24	12	11	6	5
2014-15	Fort Wayne Komets (ECHL)	72	48	18	6	12	7	5
2015-16	Fort Wayne Komets (ECHL)	72	40	23	9	16	9	7
2016-17	Fort Wayne Komets (ECHL)	72	45	19	8	10	5	5
2017-18	Fort Wayne Komets (ECHL)	72	46	20	6	18	11	7
	ECHL Totals	360	215	104	41	67	38	29

Coaching History

<u>Year</u>	<u>Coach</u>	<u>STD</u>	<u>W</u>	<u>L</u>	<u>T</u>	<u>PTS</u>	<u>Playoffs</u>
2017-18	Gary Graham	2-C	46	20	6	98	Lost Conference Finals
2016-17	Gary Graham	2-C	45	19	8	98	Lost Division Finals
2015-16	Gary Graham	1-M	40	23	9	89	Lost Conference Finals
2014-15	Gary Graham	2-N	48	18	6	102	Lost Division Finals
2013-14	Gary Graham	3-N	36	24	12	84	Lost Conference Semifinals
2012-13	Al Sims	4-N	33	35	4	70	Out of Playoffs

2018-19 Schedule

Fri. Oct. 12	at Indy	Sun. Dec. 16	at Wheeling	Sun. Feb. 17	Wheeling
Sat. Oct. 13	at Cincinnati	Fri. Dec. 21	Kalamazoo	Wed. Feb. 20	Wichita
Fri. Oct. 19	at Kalamazoo	Sat. Dec. 22	Toledo	Fri. Feb. 22	Wichita
Sat. Oct. 20	Kalamazoo	Thu. Dec. 27	Kalamazoo	Sun. Feb. 24	Cincinnati
Fri. Oct. 26	Toledo	Sat. Dec. 29	Cincinnati	Fri. Mar. 1	at Kalamazoo
Sat. Oct. 27	at Toledo	Sun. Dec. 30	at Toledo	Sat. Mar. 2	at Toledo
Fri. Nov. 2	at Indy	Mon. Dec. 31	Brampton	Sun. Mar. 3	at Wheeling
Sat. Nov. 3	Kalamazoo	Thu. Jan. 3	at Indy	Wed. Mar. 6	Wheeling
Wed. Nov. 7	Rapid City	Fri. Jan. 4	at Cincinnati	Fri. Mar. 8	at Kalamazoo
Fri. Nov. 9	Rapid City	Sat. Jan. 5	Indy	Sat. Mar. 9	Toledo
Sat. Nov. 10	Rapid City	Fri. Jan. 11	at Indy	Wed. Mar. 13	at Cincinnati
Fri. Nov. 16	at Cincinnati	Sat. Jan. 12	Utah	Sat. Mar. 16	at Brampton
Sat. Nov. 17	at Toledo	Sun. Jan. 13	Kalamazoo	Sun. Mar. 17	at Brampton
Thu. Nov. 22	Brampton	Wed. Jan. 16	Kalamazoo	Wed. Mar. 20	Kalamazoo
Fri. Nov. 23	at Kalamazoo	Fri. Jan. 18	Indy	Fri. Mar. 22	Cincinnati
Sat. Nov. 24	Cincinnati	Sun. Jan. 20	at Toledo	Sat. Mar. 23	at Indy
Wed. Nov. 28	at Cincinnati	Fri. Jan. 25	at Indy	Sun. Mar. 24	at Toledo
Fri. Nov. 30	Toledo	Sun. Jan. 27	at Wheeling	Wed. Mar. 27	Kalamazoo
Sat. Dec. 1	at Cincinnati	Sat. Feb. 2	Rapid City	Fri. Mar. 29	at Wheeling
Fri. Dec. 7	at Wheeling	Fri. Feb. 8	at Newfoundland	Sat. Mar. 30	Kansas City
Sat. Dec. 8	Indy	Sat. Feb. 9	at Newfoundland	Wed. Apr. 3	Indy
Sun. Dec. 9	Wichita	Sun. Feb. 10	at Newfoundland	Fri. Apr. 5	at Indy
Fri. Dec. 14	Tulsa	Thu. Feb. 14	at Kalamazoo	Sat. Apr. 6	Cincinnati
Sat. Dec. 15	Toledo	Fri. Feb. 15	Adirondack	Sun. Apr. 7	Wheeling

2017-18 Results

Oct. 14	Toledo	4-2	Jan. 3	Kalamazoo	3-8	Mar. 14	at Reading	5-4*
Oct. 20	Kansas City	8-2	Jan. 5	at Indy	6-4	Mar. 16	at Adirondack	2-3*
Oct. 21	Kansas City	2-3	Jan. 6	Indy	1-2	Mar. 17	at Worcester	2-3
Oct. 27	Cincinnati	2-3*	Jan. 7	at Wheeling	2-4	Mar. 21	Kalamazoo	2-3*
Nov. 3	Adirondack	2-4	Jan. 12	at Toledo	1-3	Mar. 23	at Indy	2-3
Nov. 4	Quad City	7-1	Jan. 13	at Brampton	5-3	Mar. 24	Wichita	5-4*
Nov. 5	at Kalamazoo	3-6	Jan. 19	at Cincinnati	6-2	Mar. 28	Kansas City	2-1*
Nov. 8	at Colorado	4-3	Jan. 20	Allen	5-3	Mar. 30	at Cincinnati	2-3*
Nov. 10	at Utah	4-2	Jan. 21	Allen	4-1	Mar. 31	at Indy	1-5
Nov. 11	at Utah	2-4	Jan. 23	at Indy	5-3	Apr. 6	at Toledo	5-2
Nov. 16	at Toledo	3-6	Jan. 26	at Kalamazoo	4-7	Apr. 7	Wheeling	3-7
Nov. 17	Kansas City	3-4*	Jan. 27	at Cincinnati	5-2	Apr. 8	Cincinnati	6-3
Nov. 19	Tulsa	6-1	Feb. 2	Rapid City	6-4	+Apr. 14	Cincinnati	4-3*
Nov. 23	Toledo	5-4	Feb. 3	at Wheeling	7-3	+Apr. 15	Cincinnati	3-1
Nov. 24	at Indy	4-2	Feb. 7	Wichita	9-3	+Apr. 19	at Cincinnati	6-7*
Nov. 25	Cincinnati	1-4	Feb. 9	Wichita	8-4	+Apr. 21	at Cincinnati	2-1
Dec. 1	Toledo	3-2#	Feb. 10	at Quad City	5-1	+Apr. 22	at Cincinnati	4-2
Dec. 3	at Wheeling	3-2	Feb. 11	Quad City	3-4#	+Apr. 28	at Toledo	5-3
Dec. 6	at Toledo	5-2	Feb. 14	Indy	4-2	+Apr. 29	at Toledo	1-2
Dec. 9	Quad City	5-3	Feb. 16	at Wheeling	4-3	+May 2	Toledo	3-4
Dec. 10	Orlando	5-2	Feb. 17	Quad City	4-1	+May 4	Toledo	3-1
Dec. 13	at Cincinnati	3-6	Feb. 23	Greenville	4-1	+May 5	at Toledo	4-1
Dec. 15	Indy	5-2	Feb. 24	Greenville	3-2*	+May 8	Toledo	4-2
Dec. 16	at Indy	5-2	Feb. 27	at Wichita	5-3	+May 12	at Colorado	2-3*
Dec. 20	at Quad City	5-4*	Mar. 2	at Kansas City	2-3	+May 13	at Colorado	3-2
Dec. 23	Quad City	7-0	Mar. 3	at Kansas City	3-4	+May 16	Colorado	4-2
Dec. 27	at Cincinnati	3-5	Mar. 4	at Quad City	4-3	+May 18	Colorado	1-2
Dec. 29	Wheeling	5-2	Mar. 9	at Kalamazoo	6-2	+May 19	Colorado	3-4*
Dec. 30	at Quad City	5-0	Mar. 10	Cincinnati	4-1	+May 22	at Colorado	3-2
Dec. 31	Toledo	3-0	Mar. 11	Kalamazoo	3-6	+May 23	at Colorado	4-3*

* - Overtime

- Shootout

+ - Kelly Cup Playoffs



Michael Franke
President

Fort Wayne native Michael Franke is celebrating his 29th consecutive season as President and co-owner of the Fort Wayne Komets. As President of the Komets, Franke oversees the day-to-day operations of the hockey franchise while also representing the Komets in the ECHL as Fort Wayne's Governor. During Franke's stint as President, the Komets have collected six league championships, five regular season titles and nine trips to the finals. The Komets have been awarded League Member Club of the Year five times and have been a leader in attendance for the past 16 seasons attracting over 7,200 fans per game each year. While a member of the United Hockey League, Franke was personally honored as Governor of the Year twice (2001-02, 2002-03). He was also named Executive of the Year on two consecutive occasions (2007-08, 2008-09) while a member of the International Hockey League. A 1982 graduate of Purdue University Fort Wayne, Franke resides in Fort Wayne with his wife, Theresa. They have two adult children, Katie and James.

1010 Memorial Way, Fort Wayne, IN 46805

Office	(260) 483-0011	Email	komets@komets.com
Arena	Memorial Coliseum	Capacity	10,480
Rink Dimensions	200 x 85	Team Colors	Orange, Black, White
Radio Station .	WOWO 1190-AM & 107.5-FM	Broadcaster	Shane Albahrani

Team Directory

President	Michael Franke
Vice President/General Manager	David Franke
Head Coach	Gary Graham
Executive Vice President of Sales and Marketing	Scott Sproat
Director of Communications	Chuck Bailey
Business Manager	Nancy Halaburda
Corporate Secretary/Group Sales	Tammy Steinforth
Receptionist/Group Sales	Jody Grantham
Business Development	Stephan Franke
Merchandise Manager	Rick Bireley
Director of Sales and Marketing	Josh Testin
Director of Community Relations/Client Services	Aubrey Bryan
Ticket Sales Advisor	Mitch Meinholz
Graphic Coordinator	Logan Noll
Broadcaster	Shane Albahrani
Assistant Coach	Ben Boudreau
Athletic Trainer	Matt Willett
Equipment Manager	Joe Franke
Equipment Manager	Aaron Franke



GREENVILLE SWAMP RABBITS

2017-18 Results
24W-40L-7OTL-1SOL 56 PTS.
Seventh, South Division

NHL Affiliate: TBD
AHL Affiliate: TBD

Year-by-Year Record

Season	GP	Home						Away						Overall						GF	GA	PTS
		W	L	T	OT	SO	W	L	T	OT	SO	W	L	T	OT	SO						
2017-18	72	11	20	5	0-4	1-1	13	20	3	3-3	1-0	24	40	8	3-7	2-1	202	284	56			
2016-17	72	22	10	4	5-3	0-1	18	16	2	5-2	2-0	40	26	6	10-5	2-1	251	252	86			
2015-16	72	14	14	8	1-8	1-0	15	19	2	2-1	3-1	29	33	10	3-9	4-1	205	243	68			
2014-15	72	22	14	0	2-0	4-0	17	15	4	2-1	3-3	39	29	4	4-1	7-3	216	215	82			
2013-14	72	22	12	2	0-1	4-1	17	15	4	0-1	1-3	39	27	6	0-2	5-4	220	208	84			
2012-13	72	18	12	6	1-2	3-4	18	16	2	1-0	5-2	36	28	8	2-2	8-6	226	219	80			
2011-12	72	22	10	4	3-2	1-2	19	15	2	2-0	4-2	41	25	6	5-2	5-4	232	215	88			
2010-11	72	25	10	1	4-1	1-0	21	12	3	2-2	3-1	46	22	4	6-3	4-1	255	192	96			
2009-10#	72	9	20	7	0-4	2-3	9	23	4	2-3	1-1	18	43	11	2-7	3-4	215	307	47			
2008-09#	72	21	12	3	1-3	2-0	16	18	2	2-2	2-0	37	30	5	3-5	4-0	228	232	79			
2007-08#	72	20	12	4	2-1	3-3	16	18	2	3-2	1-0	36	30	6	5-3	4-3	235	234	78			
2006-07#	72	18	16	2	2-2	2-0	15	17	4	2-1	3-3	33	33	6	4-3	5-3	216	232	72			
2005-06#	72	17	10	9	0-2	1-7	13	16	7	1-2	3-5	30	26	16	1-4	4-12	223	243	76			
2004-05#	72	14	14	8	0-3	0-5	8	22	6	2-2	2-4	22	36	14	2-5	2-9	191	258	58			
2003-04#	72	26	6	4	2-0	2-4	19	14	3	1-0	1-3	45	20	7	3-0	3-7	223	195	97			
2002-03#	72	17	15	4	2-0	5-4	11	18	7	1-3	1-4	28	33	11	3-3	6-8	214	243	67			
2001-02#	72	23	11	2	4-0	4-2	16	20	0	4-0	3-0	39	31	2	8-0	7-2	220	232	80			
2000-01#	72	20	13	3	3-1	2-2	8	23	5	1-3	2-2	28	36	8	4-4	4-4	207	238	64			
1999-00#	70	19	11	5	---	2-5	14	17	4	---	2-4	33	28	9	---	4-9	235	234	75			
1998-99#	70	17	13	5	---	4-5	10	21	4	---	3-4	27	34	9	---	7-9	218	265	63			
1997-98#	70	14	18	3	---	3-3	9	23	3	---	3-3	23	41	6	---	6-6	219	297	52			
1996-97#	70	18	14	3	---	5-3	6	25	4	---	4-4	24	39	7	---	9-7	253	354	55			
1995-96#	70	13	16	6	---	0-6	8	22	5	---	3-5	21	38	11	---	3-11	249	322	53			
1994-95#	68	20	10	4	1-1	4-3	11	22	1	0-1	4-0	31	32	5	1-2	8-3	256	297	67			
1993-94#	68	21	11	2	1-2	2-0	16	16	2	1-0	1-2	37	27	4	2-2	3-2	323	308	78			
1992-93#	64	19	11	2	2-2	2-0	15	12	5	2-1	0-4	34	23	7	4-3	2-4	281	264	75			
1991-92#	64	19	11	2	3-2	1-0	17	12	3	3-2	0-1	36	23	5	6-4	1-1	294	248	77			
1990-91#	64	18	12	2	0-0	1-2	14	17	2	1-0	1-1	32	29	3	1-0	2-3	324	287	67			
1989-90#	60	13	13	4	0-1	1-3	10	18	2	0-1	1-1	23	31	6	0-2	2-4	233	291	52			
1988-89#	60	18	9	3	1-1	1-2	14	13	3	0-1	1-2	32	22	6	1-2	2-4	295	251	70			

T - Includes Overtime and Shootout Losses (Games tied at end of regulation went directly to shootout from 1995-2000)
- Johnstown Chiefs

Year-by-Year Results

Season	Finished	Result	Season	Finished	Result
2018	7th, South	Out of Playoffs	2002#	3rd, Northwest	Lost Division Finals
2017	2nd, South	Lost Division Semifinals	2001#	4th, Northwest	Lost Conference Quarterfinals
2016	5th, South	Out of Playoffs	2000#	3rd, Northwest	Lost Conference Semifinals
2015	5th, East	Out of Playoffs	1999#	5th, Northeast	Out of Playoffs
2014	3rd, South	Lost Conference Finals	1998#	6th, Northeast	Out of Playoffs
2013	4th, South	Lost Conference Quarterfinals	1997#	8th, North	Out of Playoffs
2012	2nd, South	Lost Conference Quarterfinals	1996#	7th, North	Out of Playoffs
2011	1st, South	Lost Conference Semifinals	1995#	5th, North	Lost First Round
2010#	4th, East	Out of Playoffs	1994#	4th, North	Lost First Round
2009#	5th, North	Out of Playoffs	1993#	4th, East	Lost First Round
2008#	4th, North	Lost Division Semifinals	1992#	3rd, West	Lost First Round
2007#	5th, North	Lost Division Quarterfinals	1991#	2nd, East	Lost Semifinals
2006#	4th, North	Lost Division Semifinals	1990#	7th	Out of Playoffs
2005#	7th, North	Out of Playoffs	1989#	2nd	Lost Riley Cup Finals
2004#	4th, Northern	Lost Wild Card			
2003#	5th, Northwest	Out of Playoffs			

All-Time Record vs. Other Clubs

Team	W-L-T	Team	W-L-T	Team	W-L-T	Team	W-L-T
Adirondack	3-1-0	Idaho	0-0-0	Newfoundland	0-0-0	Tulsa	0-1-0
Allen	0-0-0	Indy	2-3-0	Norfolk	6-12-0	Utah	0-0-0
Atlanta	60-40-9	Jacksonville	5-5-0	Orlando	27-23-6	Wheeling	15-8-3
Brampton	1-2-0	Kalamazoo	7-8-1	Rapid City	0-0-0	Wichita	2-0-0
Cincinnati	14-4-4	Kansas City	1-0-0	Reading	11-9-1	Worcester	0-0-0
Florida	41-31-12	Maine	0-0-0	South Carolina	51-53-10		
Fort Wayne	3-2-3	Manchester	5-3-1	Toledo	15-5-1		

Web - SwampRabbits.com

Twitter - [@SwampRabbits](https://twitter.com/SwampRabbits)

72 - Greenville Swamp Rabbits

Club Records

Players

Most Points, Season	117	Mark Green, 1991-92
Most Points, Game	7	Tom Sasso vs. Knoxville, Mar. 30, 1989, Eric Schneider vs. Greensboro, Jan. 6, 2001
Most Goals, Season	68	Mark Green, 1991-92
Most Goals, Game	4	several players; last time, Michael Joly vs. Wichita, Mar. 7, 2017
Most Assists, Season	65	Tom Sasso, 1988-89
Most Assists, Game	7	Tom Sasso vs. Knoxville, Mar. 30, 1989
Most PIM, Season	365	Brock Kelly, 1988-89
Most PIM, Game	45	Mike Sgroi at Reading, Apr. 2, 2008

Goaltenders

Most Appearances	54	Frederic Deschenes, 2000-01
Most Minutes	3,157	Frederic Deschenes, 2000-01
Most Wins	29	Ryan Nie, 2007-08
Most Losses	26	Frederic Deschenes, 2000-01
Most Overtime Losses	8	Peter Aubry, 2002-03
Most Shots	1,672	Frederic Deschenes, 2000-01
Most Saves	1,515	Frederic Deschenes, 2000-01
Most Shutouts	4	Cory Campbell, 2003-04
Lowest GAA	2.04	Cory Campbell, 2003-04
Best Save Percentage	.922	Dov Grumet-Morris, 2010-11

Team

Most Points	97	2003-04
Fewest Points	47	2009-10
Most Wins	46	2010-11
Fewest Wins	18	2009-10
Most Losses	43	2009-10
Fewest Losses	20	2003-04
Most Goals Scored	324	1990-91
Fewest Goals Against	192	2010-11
Most Penalty Minutes	2,481	1995-96

Longest Winning Streak

Overall	10	Dec. 12, 1993-Jan. 7, 1994
Home	9	Jan. 19, 1992-Feb. 29, 1992
Road	6	Oct. 20-Nov. 17, 2012 Nov. 24-Dec. 5, 2010

Longest Winless Streak

Overall	13	Feb. 3-Mar. 6, 2018
Home	11	Nov. 9-Mar. 11, 2018
Road	16	Dec. 9, 1995-Feb. 7, 1996

Regular Season Game Attendance Record

8,742 vs. Florida, Mar. 10, 2017

Postseason Game Attendance Record

4,146 vs. Carolina, Apr. 12, 1989

Regular Season Attendance Record

142,616, 2016-17

Playoff Record vs. Current Teams

	<u>Series</u>	<u>W</u>	<u>L</u>	<u>GP</u>	<u>W</u>	<u>L</u>	<u>GF</u>	<u>GA</u>	<u>Last Mtg</u>	<u>Rnd</u>	<u>Result</u>
Cincinnati	1	0	1	6	2	4	19	20	2014	CF	L 2-4
Florida	1	0	1	3	0	3	6	12	2012	CQF	L 0-3
Kalamazoo	1	1	0	6	4	2	14	13	2014	CQF	W 4-2
Reading	1	0	1	5	1	4	4	15	2013	CQF	L 1-4
South Carolina	1	0	1	6	2	4	13	24	2017	DSF	L 2-4
Wheeling	2	1	1	13	7	6	43	31	2014	CSF	W 4-2

All-Time Playoff Results

<u>Year</u>	<u>Round</u>	<u>Opponent</u>	<u>Result</u>	<u>GF</u>	<u>GA</u>	<u>OT</u>	<u>Year</u>	<u>Round</u>	<u>Opponent</u>	<u>Result</u>	<u>GF</u>	<u>GA</u>	<u>OT</u>
2017	DSF	South Carolina	L 2-4	13	24	0-0	2002	DF	Dayton	L 0-3	5	12	0-1
2014	CF	Cincinnati	L 2-4	19	20	1-2		DSF	Peoria	W 3-2	14	5	0-0
	CSF	Wheeling	W 4-2	23	13	1-1	2001	CQF	Trenton	L 1-3	7	12	0-1
	CQF	Kalamazoo	W 4-2	14	13	1-0	2000	CSF	Peoria	L 0-3	8	13	0-1
2013	CQF	Reading	L 1-4	4	15	0-0		CQF	Roanoke	W 3-1	14	5	0-0
2012	CQF	Florida	L 0-3	6	12	0-0	1995	1st	South Carolina	L 2-3	20	25	1-0
2011	CSF	Wheeling	L 3-4	22	18	1-1	1994	1st	Columbus	L 1-2	7	14	0-0
	CQF	Elmira	W 3-1	12	9	1-0	1993	QF	Wheeling	L 1-3	9	13	0-0
2008	DSF	Cincinnati	L 0-4	7	16	0-0		WC	Richmond	W 1-0	5	4	1-0
	DQF	Dayton	W 2-0	8	1	0-0	1992	2nd	Cincinnati	L 0-2	2	15	0-0
2007	DQF	Trenton	L 0-2	7	11	0-0		1st	Erie	W 3-1	16	9	0-0
2006	DSF	Toledo	L 0-3	6	12	0-0	1991	SF	Hampton Roads	L 1-4	14	25	0-1
	DQF	Trenton	W 2-0	6	4	0-0		QF	Erie	W 3-2	18	18	0-0
2004	WC	Reading	L 0-1	1	2	0-0	1989	Finals	Carolina	L 3-4	33	32	0-0
								SF	Knoxville	W 4-0	28	7	0-0

2017-18 Regular Season Statistics

PLAYER	Pos	GP	G	A	PTS	+/-	PIM	PP	PPA	SH	SHA	GW	FG	OT	UA	EN	SOG	SOA	Shots	Sh%
Caleb Herbert	F	38	24	28	52	8	40	4	7	0	0	2	2	0	0	0	2	2	139	17.3
Evan Jasper	F	64	21	29	50	-9	24	6	11	1	0	2	1	0	2	1	0	1	164	12.8
Joe Basaraba	F	71	18	29	47	-12	37	3	6	0	1	1	6	1	1	1	0	2	224	8.0
Branden Troock	F	35	16	21	37	-4	20	2	5	0	0	2	4	0	2	0	1	2	136	11.8
Allan McPherson	C	27	13	21	34	8	22	2	8	0	0	1	1	1	0	0	0	0	71	18.3
Joe Houk	D	43	9	20	29	-6	63	3	8	1	0	3	0	0	1	0	0	2	125	7.2
Sean Flanagan	D	70	3	24	27	-25	34	1	9	0	0	1	1	0	0	0	0	0	78	3.8
Wade Murphy	F	35	3	9	12	-19	23	0	1	0	0	0	0	0	1	0	0	0	59	5.1
TOTALS		52	6	18	24	-21	37	1	4	0	0	1	0	1	0	0	0	1	91	6.6
Matt Prapavessis	D	61	6	18	24	-27	34	3	9	0	0	1	2	0	0	0	0	0	90	6.7
Austin McKay	F	61	10	13	23	-37	40	2	4	0	0	1	1	0	0	0	0	0	95	10.5
Shane Walsh	F	33	7	15	22	-18	10	1	1	0	0	2	0	0	0	0	1	1	79	8.9
TOTALS		44	7	15	22	-23	10	1	1	0	0	2	0	0	0	0	1	1	94	7.4
Dawson Leedahl	F	24	9	12	21	7	22	2	4	0	0	0	0	0	0	0	0	0	60	15.0
Jack Nevins	LW	51	8	12	20	-19	137	2	2	0	0	0	3	0	0	0	0	0	104	7.7
Adam Chapie	RW	11	8	9	17	5	8	3	5	0	1	2	1	1	0	0	0	0	21	38.1
Brenden Kotyk	D	51	7	10	17	-11	41	3	1	0	0	0	1	0	0	1	0	0	116	6.0
Sergey Zborovskiy	D	47	5	12	17	-10	30	3	7	0	0	0	1	0	0	0	0	0	67	7.5
Carter Sandlak	F	57	7	5	12	-28	54	2	1	0	0	2	1	0	1	0	0	0	78	9.0
Tyler Ganly	D	1	0	0	0	1	0	0	0	0	0	0	0	0	0	0	0	0	0	0.0
TOTALS		22	4	8	12	10	18	0	0	0	0	1	2	0	1	0	0	0	31	12.9
Garret Clement	F	19	5	3	8	-17	8	1	2	0	0	0	0	0	0	0	0	0	45	11.1
Chad Duchesne	D	71	1	7	8	-17	48	0	0	0	0	0	0	0	0	0	0	0	61	1.6
Bretton Cameron	F	10	3	4	7	-9	28	2	2	0	0	1	0	0	0	0	0	0	20	15.0
J.T. Henke	F	15	4	2	6	-3	8	1	0	0	0	1	0	0	0	0	0	0	30	13.3
Curt Gogol	F	27	3	3	6	-3	94	2	1	0	0	0	0	0	0	0	0	1	47	6.4
Johno May	F	8	1	5	6	1	2	0	1	0	0	1	0	0	0	0	0	0	22	4.5
Joseph Widmar	F	9	0	3	3	-1	0	0	0	0	0	0	0	0	0	0	0	0	13	0.0
TOTALS		20	0	6	6	-2	0	0	0	0	0	0	0	0	0	0	0	0	23	0.0
Daniel Echeverri	D	15	1	4	5	-6	2	0	0	0	0	0	0	0	0	0	0	0	13	7.7
Derek Sutcliffe	F	33	2	2	4	-13	18	0	0	0	0	1	1	0	0	0	0	0	44	4.5
Matt Johnson	F	29	0	4	4	-23	10	0	0	0	0	0	0	0	0	0	0	0	36	0.0
TOTALS		31	0	4	4	-26	10	0	0	0	0	0	0	0	0	0	0	0	39	0.0
Shawn Bates	F	3	2	0	2	-1	6	2	0	0	0	0	1	0	0	0	0	0	3	66.7
Malte Stromwall	F	2	1	1	2	2	0	0	1	0	0	0	0	0	1	0	0	0	7	14.3
Nick Betz	F	18	1	1	2	-12	10	1	1	0	0	0	0	0	0	0	0	0	20	5.0
Riley Sweeney	D	6	0	2	2	-1	4	0	0	0	0	0	0	0	0	0	0	0	4	0.0
Jake Schultz	D	15	0	2	2	-4	22	0	0	0	0	0	0	0	0	0	0	0	11	0.0
Spencer Dorowicz	F	8	1	0	1	-2	8	0	0	0	0	1	0	0	0	0	0	0	13	7.7
Guillaume Naud	F	9	1	0	1	-7	4	0	0	0	0	0	0	0	0	0	0	0	5	20.0
Carter Struthers	D	8	0	1	1	-1	19	0	0	0	0	0	0	0	0	0	0	0	11	0.0
Brock Beukeboom	D	15	0	1	1	-2	0	0	0	0	0	0	0	0	0	0	0	0	14	0.0
Ales Sova	D	6	0	0	0	-6	2	0	0	0	0	0	0	0	0	0	0	0	4	0.0
TOTALS		28	0	1	1	-22	8	0	0	0	0	0	0	0	0	0	0	0	30	0.0
Ty Rimmer	G	42	0	1	1	0	0	0	1	0	0	0	0	0	0	0	0	0	0	0.0
Braeden Ostepchuk	G	1	0	0	0	0	0	0	0	0	0	0	0	0	0	0	0	0	0	0.0
Tyler Palmer	D	2	0	0	0	-1	4	0	0	0	0	0	0	0	0	0	0	0	0	0.0
Jacob Barber	F	3	0	0	0	0	0	0	0	0	0	0	0	0	0	0	0	0	2	0.0
Brad Barone	G	3	0	0	0	0	0	0	0	0	0	0	0	0	0	0	0	0	0	0.0
Zoltan Hetenyi	G	3	0	0	0	0	0	0	0	0	0	0	0	0	0	0	0	0	0	0.0
Ryan Ferrill	F	4	0	0	0	-2	2	0	0	0	0	0	0	0	0	0	0	0	8	0.0
Vytal Cote	D	5	0	0	0	-3	2	0	0	0	0	0	0	0	0	0	0	0	6	0.0
Caleb Cameron	F	5	0	0	0	-1	2	0	0	0	0	0	0	0	0	0	0	0	6	0.0
TOTALS		6	0	0	0	-2	2	0	0	0	0	0	0	0	0	0	0	0	6	0.0
Timmy Moore	F	7	0	0	0	-7	0	0	0	0	0	0	0	0	0	0	0	0	7	0.0
Robert Powers	D	8	0	0	0	2	2	0	0	0	0	0	0	0	0	0	0	0	3	0.0
Greg Dodds	G	4	0	0	0	0	0	0	0	0	0	0	0	0	0	0	0	0	0	0.0
TOTALS		9	0	0	0	0	0	0	0	0	0	0	0	0	0	0	0	0	0	0.0
Anthony Calabrese	D	4	0	0	0	-5	2	0	0	0	0	0	0	0	0	0	0	0	6	0.0
TOTALS		13	0	0	0	-9	6	0	0	0	0	0	0	0	0	0	0	0	15	0.0
Chris Nell	G	4	0	0	0	0	0	0	0	0	0	0	0	0	0	0	0	0	0	0.0
TOTALS		13	0	0	0	0	0	0	0	0	0	0	0	0	0	0	0	0	0	0.0
Brandon Halverson	G	24	0	0	0	0	0	0	0	0	0	0	0	0	0	0	0	0	1	0.0
BENCH		72	2				20													2
TEAM TOTALS		72	202	333	533	-338	966	51	98	2	2	22	30	3	9	3	4	11	2170	9.2

GOALIE	GP	MINS	W	L	OTL	SL	SO	EN	GA	GAA	SOGP	SOW	SA	SVS	SV%
Chris Nell	4	239	1	3	0	0	1	1	12	3.01	0	0	172	160	0.930
TOTALS	13	736	5	7	0	0	1	3	38	3.10	0	0	420	382	0.910
Zoltan Hetenyi	3	167	1	0	1	0	0	0	9	3.23	0	0	90	81	0.900
Greg Dodds	4	137	0	1	0	0	0	1	8	3.49	0	0	93	85	0.914
TOTALS	9	311	1	2	0	0	0	2	17	3.27	0	0	225	208	0.924
Brandon Halverson	24	1330	8	11	3	0	0	4	83	3.74	0	0	849	766	0.902
Ty Rimmer	42	2194	14	23	1	0	0	4	143	3.91	3	2	1403	1260	0.898
Brad Barone	3	182	0	1	2	0	0	0	13	4.30	0	0	113	100	0.885
Braeden Ostepchuk	1	60	0	1	0	0	0	0	5	5.00	0	0	44	39	0.886
TEAM TOTALS	81	4309	24	40	7	1	1	10	273	3.80	3	2	2764	2491	0.901



Kevin Kerr

Head Coach/Director of Hockey Operations

Kevin Kerr was named the third head coach in Swamp Rabbits' history on May 23, 2018. Kerr joined Greenville after serving as head coach for the Southern Professional Hockey League's Macon Mayhem for the previous three seasons. Since assuming the role of Head Coach and Director of Hockey Operations/General Manager in 2015, he compiled a 94-56-18 record. Macon qualified for the postseason in each of the team's first three seasons and collected a President's Cup championship in 2017. Prior to taking over as the first coach in Macon Mayhem history, the North Bay, Ontario native spent two seasons with the New York Bobcats in the Eastern Hockey League. His resurgence into coaching came after a five-year hiatus. After wrapping up his playing career, Kerr took over the North Bay Skyhawks of the Northern Ontario Junior Hockey League for his first shot behind the bench. Kerr then took over as head coach of the Flint Generals for two seasons where he had previously played 417 games, tallied 674 points (356g-318a), and accrued 1,421 penalty minutes across eight seasons. Kerr was one of two players to have his number retired by the Generals and led the organization in points and goals when the club ceased operations in 2010. As a player, Kerr was selected by the Buffalo Sabres in the third round pick in the 1986 NHL Entry Draft. After logging four seasons in the Ontario Hockey League, he began his pro career with the Rochester Americans in the 1987-88 season and led the team in with 352 penalty minutes in addition to posting 29 points (18g-11a). Kerr retired after the 2004-05 season after playing professional hockey for 18 seasons across 15 organizations and six leagues. At the time of Kerr's retirement, his 677 goals were a career minor-league record, while compiling 3,706 penalty minutes. He also captured an AHL championship with the Portland Pirates, a Turner Cup title with the Flint Generals, and was the 1993-94 Colonial Hockey League MVP.

Coaching Record

Season	Team	Regular Season				Playoffs		
		Games	W	L	T	Games	W	L
2005-06	North Bay (NOJHL)	48	30	18	0	--	--	--
2006-07	Flint (UHL)	76	33	34	9	6	2	4
2007-08	Flint (IHL)	58	27	20	11	--	--	--
2013-14	New York (EHL)	44	23	15	6	4	2	2
2014-15	New York (EHL)	44	26	16	2	6	3	3
2015-16	Macon (SPHL)	56	24	27	5	3	1	2
2016-17	Macon (SPHL)	56	37	13	6	7	6	1
2017-18	Macon (SPHL)	56	33	16	7	6	3	3

Coaching History

Year	Coach	STD	W	L	T	PTS	Playoffs
2017-18	Brian Gratz	7-S	24	40	7	56	Out of Playoffs
2016-17	Brian Gratz	2-S	40	26	6	86	Lost Division Semifinals
2015-16	Brian Gratz	5-S	29	33	10	68	Out of Playoffs
2014-15	Dean Stork	5-E	39	29	4	82	Out of Playoffs
2013-14	Dean Stork	3-S	39	27	6	84	Lost Conference Finals
2012-13	Dean Stork	4-S	36	28	8	80	Lost Conference Quarterfinals
2011-12	Dean Stork	2-S	41	25	6	88	Lost Conference Quarterfinals
2010-11	Dean Stork	1-S	46	22	4	96	Lost Conference Semifinals
2009-10*	Jeff Flanagan	4-N	9	19	7	25	Out of Playoffs
	Neil Smith		9	24	4	22	
2008-09*	Ian Herbers	5-N	37	30	5	79	Out of Playoffs
2007-08*	Ian Herbers	4-N	36	30	6	78	Lost Division Semifinals
2006-07*	Frank Anzalone	5-N	33	33	6	72	Lost Division Quarterfinals
2005-06*	Frank Anzalone	4-N	30	26	16	76	Lost Division Semifinals
2004-05*	Toby O'Brien	7-N	22	36	14	58	Out of Playoffs
2003-04*	Toby O'Brien	4-N	45	20	7	97	Lost Wild Card
2002-03*	Toby O'Brien	5-NW	28	33	11	67	Out of Playoffs
2001-02*	Scott Allen	3-NW	39	31	2	80	Lost Division Finals
2000-01*	Scott Allen	5-NW	28	36	8	64	Lost Conference Quarterfinals
1999-00*	Scott Allen	3 NE	33	28	9	75	Lost Conference Semifinals
1998-99*	Scott Allen	5-NE	27	34	9	63	Out of Playoffs
1997-98*	Nick Fotiu	6-NE	6	20	4	16	Out of Playoffs
	Scott Allen		17	21	2	36	
1996-97*	Nick Fotiu	8-N	24	39	7	55	Out of Playoffs
1995-96*	Nick Fotiu	7-N	21	38	11	53	Out of Playoffs
1994-95*	Eddie Johnstone	5-N	31	32	5	67	Lost First Round
1993-94*	Eddie Johnstone	4-N	37	27	4	78	Lost First Round
1992-93*	Eddie Johnstone	4-E	34	23	7	75	Lost First Round
1991-92*	Steve Carlson	3-W	36	23	5	77	Lost First Round
1990-91*	Steve Carlson	2-E	32	29	3	67	Lost Semifinals
1989-90*	Steve Carlson	7	23	31	6	52	Out of Playoffs
1988-89*	Steve Carlson	2	32	22	6	70	Lost Riley Cup Finals

* Johnstown Chiefs, 1988-2010

2018-19 Schedule

Fri. Oct. 12	Toledo	Fri. Dec. 7	at Florida	Mon. Feb. 4	Atlanta
Sat. Oct. 13	Toledo	Sat. Dec. 8	at Florida	Fri. Feb. 8	at Worcester
Fri. Oct. 19	at Atlanta	Sun. Dec. 9	at Orlando	Sat. Feb. 9	at Maine
Sat. Oct. 20	at South Carolina	Thu. Dec. 13	Florida	Sun. Feb. 10	at Manchester
Fri. Oct. 26	at Jacksonville	Fri. Dec. 14	Florida	Fri. Feb. 15	at Atlanta
Sat. Oct. 27	Atlanta	Sat. Dec. 15	at South Carolina	Sat. Feb. 16	Newfoundland
Sun. Oct. 28	Jacksonville	Wed. Dec. 19	at Atlanta	Sat. Feb. 23	at Orlando
Wed. Oct. 31	at Norfolk	Fri. Dec. 21	South Carolina	Sun. Feb. 24	at Orlando
Fri. Nov. 2	Orlando	Sat. Dec. 22	South Carolina	Tue. Feb. 26	at South Carolina
Sat. Nov. 3	Orlando	Fri. Dec. 28	Florida	Thu. Feb. 28	South Carolina
Mon. Nov. 5	Norfolk	Sat. Dec. 29	Florida	Fri. Mar. 1	at Atlanta
Fri. Nov. 9	at Wheeling	Wed. Jan. 2	at Orlando	Sat. Mar. 2	Atlanta
Sat. Nov. 10	at Wheeling	Sat. Jan. 5	Worcester	Fri. Mar. 8	at Jacksonville
Tue. Nov. 13	at Cincinnati	Sun. Jan. 6	Worcester	Sat. Mar. 9	at Jacksonville
Thu. Nov. 15	Norfolk	Wed. Jan. 9	at Florida	Sun. Mar. 17	Jacksonville
Sat. Nov. 17	Jacksonville	Fri. Jan. 11	at Florida	Thu. Mar. 21	Kansas City
Sun. Nov. 18	Wheeling	Sat. Jan. 12	at Florida	Sat. Mar. 23	South Carolina
Wed. Nov. 21	at Atlanta	Fri. Jan. 18	Atlanta	Sun. Mar. 24	at Atlanta
Fri. Nov. 23	at Jacksonville	Sa. Jan. 19	Atlanta	Thu. Mar. 28	Jacksonville
Sat. Nov. 24	at Jacksonville	Fri. Jan. 25	Norfolk	Fri. Mar. 30	Orlando
Wed. Nov. 28	Norfolk	Sun. Jan. 27	South Carolina	Sun. Mar. 31	Orlando
Fri. Nov. 30	at Atlanta	Wed. Jan. 30	at Atlanta	Wed. Apr. 3	at Norfolk
Sat. Dec. 1	Atlanta	Fri. Feb. 1	Orlando	Fri. Apr. 5	at Norfolk
Tue. Dec. 4	at South Carolina	Sat. Feb. 2	Florida	Sat. Apr. 6	at Norfolk

2017-18 Results

Oct. 13	Wheeling	4-5	Dec. 14	Manchester	4-3	Feb. 13	Atlanta	0-5
Oct. 14	Wheeling	6-7*	Dec. 15	Manchester	4-8	Feb. 15	Manchester	2-7
Oct. 20	at South Carolina	3-4	Dec. 16	at Jacksonville	4-2	Feb. 16	at Norfolk	1-3
Oct. 24	at Adirondack	6-4	Dec. 21	South Carolina	1-3	Feb. 17	at Norfolk	3-4
Oct. 27	at Manchester	2-5	Dec. 22	Jacksonville	0-3	Feb. 20	Atlanta	3-6
Oct. 28	at Manchester	4-1	Dec. 23	South Carolina	2-3#	Feb. 23	at Fort Wayne	1-4
Nov. 1	Kansas City	7-5	Dec. 28	Brampton	4-3	Feb. 24	at Fort Wayne	2-3*
Nov. 3	South Carolina	3-2	Dec. 29	Brampton	5-3	Feb. 25	at Toledo	2-5
Nov. 4	Jacksonville	5-4	Jan. 5	at Atlanta	5-3	Mar. 2	at Florida	2-3*
Nov. 7	at Orlando	7-2	Jan. 6	Atlanta	0-3	Mar. 3	at Florida	2-6
Nov. 9	at Orlando	4-3*	Jan. 7	Norfolk	2-5	Mar. 6	South Carolina	3-4*
Nov. 15	Atlanta	6-3	Jan. 10	at Jacksonville	2-4	Mar. 9	at South Carolina	3-2
Nov. 17	Orlando	4-1	Jan. 12	Orlando	4-2	Mar. 10	Orlando	1-7
Nov. 18	at South Carolina	3-4*	Jan. 13	at Atlanta	2-6	Mar. 11	Orlando	2-3*
Nov. 19	Orlando	6-7	Jan. 19	Atlanta	3-4	Mar. 16	at Norfolk	2-5
Nov. 22	at Colorado	1-3	Jan. 20	Atlanta	2-3	Mar. 17	at Norfolk	2-5
Nov. 24	at Colorado	4-3*	Jan. 21	Atlanta	4-5*	Mar. 23	Jacksonville	3-2
Nov. 25	at Colorado	1-6	Jan. 23	Norfolk	1-8	Mar. 24	Jacksonville	3-2
Nov. 30	Florida	5-4#	Jan. 26	at Jacksonville	1-2	Mar. 28	at Florida	0-3
Dec. 1	Orlando	1-2	Jan. 27	at Jacksonville	1-3	Mar. 30	at Florida	3-5
Dec. 3	at South Carolina	5-4*	Jan. 28	at Jacksonville	4-2	Mar. 31	at Orlando	0-5
Dec. 5	at South Carolina	2-8	Feb. 2	at Florida	4-3#	Apr. 5	South Carolina	2-5
Dec. 7	South Carolina	2-4	Feb. 3	at Florida	1-5	Apr. 6	South Carolina	1-4
Dec. 8	at Atlanta	4-3	Feb. 6	Jacksonville	2-4	Apr. 7	at Atlanta	4-0

* - Overtime

- Shootout



Steve Donner
President/CEO

Steve Donner took control of the Greenville Swamp Rabbits as President and CEO upon the purchase of the club by South Carolina Pro Hockey, LLC on Jan. 3, 2018. Donner is no stranger to success in professional hockey and has over 27 years of experience in professional sports. The Rochester, New York native served as team owner, president and CEO of the AHL’s Rochester Americans for 13 years from 1995 to 2008. Donner’s early efforts were rewarded in 1996 for his contributions to the league, earning recognition as the most outstanding executive through the James C. Hendy Memorial Award. The Amerks went on to capture the 1997 Calder Cup championship that season, one of 10 championships that Donner has been a part of throughout his career. Prior to his work in Rochester, Donner was the Vice President of Marketing and Sales for the Tampa Bay Lightning during the inaugural season of the NHL franchise. He helped improve the organization and build its average attendance from 10,000 fans in the inaugural season of 1992, to over 22,000 fans in the club’s second season. Since his tenure with the Americans, Donner has been a part of multiple ventures in Florida including the start-up of the Orlando City Soccer Club.

650 N. Academy Street, Greenville, SC 29601

Office	(864) 674-7825	Email	info@swamprabbits.com
Arena	Bon Secours Wellness Arena	Capacity	7,044
Rink Dimensions200 x 85	Team ColorsOrange, Blue, Gray
Radio StationESPN Upstate 97.7 FM / 1200 AM	BroadcasterTBD
and Mixlr.com/swamp-rabbits		

Team Directory

President/CEO	Steve Donner
Chief Revenue Officer	Charley Watson
Ticket Sales Manager	Nathan Driscoll
Business Administrator	Melissa Brandt
Director of Media Relations/Broadcaster	TBD
Community Engagement Coordinator	James Kalinowski
Creative Director	Ian Farrell
Director of Business Development	Nick Czerow
Operations & Event Manager	Michael McFadden
Group Sales Account Manager	Brett Sullivan
Sales and Merchandise Executive	Lauryn Munn
Sales Account Executive	Tiffanie Reyna
Head Coach/Director of Hockey Operations	Kevin Kerr
Equipment Manager	Shawn Thorns
Athletic Trainer	Brian Riedel



IDAHO STEELHEADS

2017-18 Results

44W-20L-5OTL-3SOL 96 PTS.
Second, Mountain Division

NHL Affiliate: Dallas Stars

AHL Affiliate: Texas Stars

Year-by-Year Record

Season	GP	Home					Away					Overall					GF	GA	PTS
		W	L	T	OT	SO	W	L	T	OT	SO	W	L	T	OT	SO			
2017-18	72	23	9	4	2-3	3-1	21	11	4	0-2	4-2	44	20	8	2-5	7-3	244	188	96
2016-17	72	22	11	3	1-3	3-0	21	11	4	1-2	3-2	43	22	7	2-5	6-2	234	206	93
2015-16	72	19	11	6	1-3	0-3	19	13	4	3-4	3-0	38	24	10	4-7	3-3	203	187	86
2014-15	72	25	8	3	3-1	3-2	23	10	3	2-1	2-2	48	18	6	5-2	5-4	258	187	102
2013-14	72	21	11	4	3-1	3-3	18	15	3	1-2	3-1	39	26	7	4-3	6-4	223	212	85
2012-13	72	24	8	4	1-0	2-4	21	12	3	3-1	1-2	45	20	7	4-1	3-6	262	198	97
2011-12	72	15	18	3	3-0	4-3	16	14	6	0-2	5-4	31	32	9	3-2	9-7	194	236	71
2010-11	72	17	12	7	2-1	2-6	15	15	6	0-3	3-3	32	27	13	2-4	5-9	225	217	77
2009-10	72	25	9	2	1-0	2-2	23	8	5	2-2	3-3	48	17	7	3-2	5-5	260	191	103
2008-09	72	24	11	1	3-0	3-1	20	13	3	3-2	3-1	44	24	4	6-2	6-2	224	186	92
2007-08	72	23	6	7	1-4	1-3	17	16	3	0-1	3-2	40	22	10	1-5	4-5	224	183	90
2006-07	72	20	12	4	1-1	3-3	22	12	2	4-1	3-1	42	24	6	5-2	6-4	240	208	90
2005-06	72	20	11	5	0-2	1-3	23	10	3	1-2	3-1	43	21	8	1-4	4-4	268	221	94
2004-05	72	22	11	3	2-1	1-2	20	12	4	1-1	3-3	42	23	7	3-2	4-5	223	183	91
2003-04	72	23	10	3	3-0	3-3	17	13	6	0-2	1-5	40	23	9	3-2	4-8	219	208	89

T - Includes Overtime and Shootout Losses

Year-by-Year Results

Season	Finished	Result	Season	Finished	Result
2018	2nd, Mountain	Lost Division Finals	2010	1st, West	Lost Kelly Cup Finals
2017	3rd, Mountain	Lost Division Semifinals	2009	2nd, West	Lost Division Semifinals
2016	2nd, West	Lost Conference Quarterfinals	2008	2nd, West	Lost Conference Quarterfinals
2015	1st, Pacific	Lost Division Semifinals	2007	2nd, West	Won Kelly Cup
2014	3rd, Mountain	Lost Conference Semifinals	2006	3rd, West	Lost Division Semifinals
2013	2nd, Mountain	Lost Conference Finals	2005	3rd, West	Lost Division Semifinals
2012	4th, Mountain	Lost Conference Semifinals	2004	3rd, Pacific	Won Kelly Cup
2011	2nd, Mountain	Lost Conference Semifinals			

All-Time Record vs. Other Clubs

Team	W-L-T	Team	W-L-T	Team	W-L-T	Team	W-L-T
Adirondack	2-1-0	Greenville	0-0-0	Newfoundland	0-0-0	Tulsa	10-3-0
Allen	10-5-3	Indy	0-0-0	Norfolk	3-1-1	Utah	92-42-24
Atlanta	5-5-1	Jacksonville	0-0-0	Orlando	0-1-0	Wheeling	4-2-0
Brampton	0-0-0	Kalamazoo	1-1-1	Rapid City	26-10-2	Wichita	3-2-1
Cincinnati	3-2-0	Kansas City	4-2-0	Reading	3-3-0	Worcester	0-0-0
Florida	5-5-1	Maine	0-0-0	South Carolina	3-2-0		
Fort Wayne	0-0-0	Manchester	0-0-0	Toledo	0-0-0		

Web - IdahoSteelheads.com

Twitter - @Steelheads

Club Records

Players

Most Points, Season	92	Mark Derlago, 2009-10
Most Points, Game	7	Marty Fichel vs. Bakersfield, Mar. 1, 2008
Most Goals, Season	45	Mark Derlago, 2010-11
Most Goals, Game	4	Tristan King at Colorado, Oct. 17, 2012 Mark Derlago vs. Las Vegas, Mar. 5, 2011
Most Assists, Season	51	Derek Nesbitt, 2006-07
Most Assists, Game	6	Marty Fichel vs. Bakersfield, Mar. 1, 2008
Most PIM, Season	316	Lance Galbraith, 2003-04
Most PIM, Game	35	Billy Tibbetts at Louisiana, Feb. 17, 2005

Goaltenders

Most Appearances	59	Steve Silverthorn, 2006-07
Most Minutes	3,434	Steve Silverthorn, 2006-07
Most Wins	36	Steve Silverthorn, 2006-07
Most Losses	24	Jerry Kuhn, 2011-12
Most Overtime Losses	9	Jerry Kuhn, 2011-12
Most Shots	2,104	Jerry Kuhn, 2011-12
Most Saves	1,942	Jerry Kuhn, 2011-12
Most Shutouts	5	Josh Robinson, 2012-13 Steve Silverthorn, 2006-07
Lowest GAA	2.08	Landon Bow, 2016-17
Best Save Percentage	.933	Landon Bow, 2016-17

Team

Most Points	103	2009-10
Fewest Points	71	2011-12
Most Wins	48	2014-15 2009-10
Fewest Wins	31	2011-12
Most Losses	32	2011-12
Fewest Losses	17	2009-10
Most Goals Scored	268	2005-06
Fewest Goals Against	183	2007-08 2004-05
Most Penalty Minutes	1,725	2003-04

Longest Winning Streak

Overall	9	Feb. 20-Mar. 7, 2015
Home	8	Mar. 1-25, 2006
Road	8	Nov. 11-Dec. 22, 2017 Nov. 16-Dec. 15, 2009

Longest Winless Streak

Overall	10	Feb. 14-March 3, 2012
Home	6	Oct. 17-Dec. 2, 2015
Road	7	Oct. 26-Nov. 30, 2007 Oct. 20-Nov. 10, 2011

Regular Season Game Attendance Record

5,631 vs. Alaska, Jan. 19, 2008

Postseason Game Attendance Record

5,771 vs. Florida, May 21, 2004

Regular Season Attendance Record

163,743, 2017-18

Playoff Record vs. Current Teams

	Series	W	L	GP	W	L	GF	GA	Last Mtg	Rnd	Result
Allen	2	1	1	14	7	7	42	35	2018	DSF	W 4-3
Atlanta	1	1	0	4	3	1	14	9	2004	CF	W 3-1
Cincinnati	1	0	1	5	1	4	9	12	2010	Finals	L 1-4
Florida	1	1	0	5	4	1	19	10	2004	Finals	W 4-1
Utah	2	1	1	6	6	4	34	28	2015	DSF	L 2-4

All-Time Playoff Results

Year	Round	Opponent	Result	GF	GA	OT	Year	Round	Opponent	Result	GF	GA	OT
2018	DF	Colorado	L 0-4	4	11	0-2	2009	DSF	Victoria	L 0-4	4	16	0-1
	DSF	Allen	W 4-3	23	19	0-0	2008	CQF	Alaska	L 0-4	8	15	0-1
2017	DSF	Colorado	L 1-4	15	20	0-2	2007	Finals	Dayton	W 4-1	16	8	1-0
2016	CQF	Allen	L 3-4	19	16	0-1		CF	Alaska	W 4-1	16	11	1-0
2015	DSF	Utah	L 2-4	13	21	2-0		CSF	Las Vegas	W 4-2	14	12	0-0
2014	CSF	Alaska	L 1-4	10	17	1-0		CQF	Stockton	W 4-2	18	11	2-0
	CQF	Colorado	W 4-2	13	14	1-0	2006	DSF	Las Vegas	L 3-4	17	26	1-1
2013	CF	Stockton	L 1-4	9	13	1-1	2005	DSF	Long Beach	L 1-3	9	16	0-0
	CSF	Ontario	W 4-2	17	13	2-0	2004	Finals	Florida	W 4-1	19	10	1-1
	CQF	Colorado	W 4-2	22	20	2-1		CF	Gwinnett	W 3-1	14	9	0-0
2012	CSF	Las Vegas	L 1-4	9	15	0-2		DF	Alaska	W 3-1	14	8	0-1
	CQF	Ontario	W 3-2	18	12	0-1		DSF	Las Vegas	W 3-2	13	10	1-0
2011	CSF	Alaska	L 0-4	2	11	0-0							
	CQF	Las Vegas	W 3-2	10	10	1-1							
2010	Finals	Cincinnati	L 1-4	9	12	1-0							
	CF	Stockton	W 4-2	23	21	0-1							
	CSF	Utah	W 4-0	21	7	0-0							

2017-18 Regular Season Statistics

PLAYER	Pos	GP	G	A	PTS	+/-	PIM	PP	PPA	SH	SHA	GW	FG	OT	UA	EN	SOG	SOA	Shots	Sh%
Jefferson Dahl	F	61	20	41	61	7	113	8	15	1	2	4	5	0	1	0	0	4	153	13.1
Justin Parizek	F	64	27	33	60	15	89	8	7	2	0	2	5	0	0	1	6	9	198	13.6
Steven McParland	F	68	31	26	57	23	40	9	8	3	0	3	6	1	2	3	1	4	239	13.0
Brady Brassart	C	50	23	31	54	21	63	8	7	1	1	2	3	0	0	1	1	4	119	19.3
Will Merchant	F	70	17	29	46	17	26	3	8	0	1	3	4	0	0	0	0	3	187	9.1
Henrik Samuelsson	F	49	16	27	43	5	96	7	10	0	0	3	4	0	0	0	0	4	121	13.2
Cole Ully	F	39	19	21	40	12	34	4	6	0	0	4	2	1	2	1	0	3	130	14.6
A.J. White	F	70	10	24	34	7	14	0	3	1	0	2	0	0	0	1	0	0	126	7.9
Joe Faust	D	69	5	29	34	10	20	2	16	0	0	2	2	0	0	0	0	0	152	3.3
Connor Chatham	F	71	13	18	31	1	39	1	0	1	2	4	2	0	0	1	0	0	172	7.6
Eric Sweetman	D	65	10	17	27	22	45	1	1	1	0	2	4	0	2	0	0	0	171	5.8
Jack Nevins	LW	7	2	2	4	5	26	0	0	0	0	0	0	0	0	1	0	0	15	13.3
TOTALS		58	10	14	24	-14	163	2	2	0	0	0	3	0	0	1	0	0	119	8.4
Cody Corbett	D	35	3	18	21	6	40	1	12	0	0	1	0	0	0	0	2	3	92	3.3
Charlie Dodero	D	46	4	15	19	14	85	0	0	0	1	1	1	0	0	0	1	1	97	4.1
Max French	F	20	11	7	18	9	14	1	1	0	0	1	2	0	1	1	1	2	78	14.1
Shane Hanna	D	41	5	12	17	1	8	0	9	0	0	1	1	0	0	0	0	2	100	5.0
Alexander Dahl	F	42	3	10	13	9	10	1	0	0	0	0	0	0	0	0	0	0	51	5.9
Aaron Harstad	D	48	2	11	13	13	53	1	3	0	1	0	1	0	0	0	0	0	88	2.3
Corbin Baldwin	D	67	1	12	13	13	108	0	0	0	0	0	0	0	0	1	0	0	65	1.5
Mitch Moroz	F	22	5	7	12	-1	88	2	3	0	0	2	1	0	0	0	0	0	56	8.9
Tommy Thompson	LW	11	2	6	8	4	9	0	0	0	1	0	0	0	0	0	0	0	32	6.3
Cory Durocher	F	19	2	6	8	4	7	0	1	0	0	0	0	0	0	0	0	0	28	7.1
Chris Martenet	D	52	0	5	5	4	86	0	0	0	0	0	0	0	0	0	0	0	46	0.0
Daniel Tedesco	F	16	2	2	4	2	12	0	0	0	0	0	1	0	0	0	1	2	29	6.9
Zach Bell	D	24	2	2	4	8	31	0	0	0	0	0	0	0	0	0	0	0	15	13.3
Michael Neville	F	14	2	1	3	2	8	0	0	0	0	0	0	0	0	0	0	0	12	16.7
Ryan Faragher	F	20	0	3	3	0	4	0	0	0	0	0	0	0	0	0	0	0	0	0.0
Austin Fyten	G	5	0	1	1	-3	14	0	0	0	0	0	0	0	0	0	0	0	14	0.0
Philippe Desrosiers	G	36	0	1	1	0	4	0	0	0	0	0	0	0	0	0	0	0	0	0.0
Carmine Guerriero	G	1	0	0	0	0	0	0	0	0	0	0	0	0	0	0	0	0	0	0.0
Samuel Laberge	F	2	0	0	0	-1	2	0	0	0	0	0	0	0	0	0	0	0	6	0.0
Michael Bitzer	G	3	0	0	0	0	0	0	0	0	0	0	0	0	0	0	0	0	0	0.0
Reid Halabi	F	4	0	0	0	0	36	0	0	0	0	0	0	0	0	0	0	0	1	0.0
Branden Komm	G	4	0	0	0	0	0	0	0	0	0	0	0	0	0	0	0	0	0	0.0
Tomas Sholl	G	11	0	0	0	0	2	0	0	0	0	0	0	0	0	0	0	0	0	0.0
TOTALS		19	0	0	0	0	2	0	0	0	0	0	0	0	0	0	0	0	0	0.0
BENCH		72	7				14												7	
TEAM TOTALS		72	244	417	654	229	1240	57	110	10	9	37	44	2	8	11	13	41	2600	9.1

GOALIE	GP	MINS	W	L	OTL	SL	SO	EN	GA	GAASOGP	SOW	SA	SVS	SV%	
Tomas Sholl	11	678	9	0	1	1	4	0	14	1.24	2	1	301	287	0.953
TOTALS	19	1089	14	0	1	2	4	0	28	1.54	3	1	532	504	0.947
Michael Bitzer	3	183	2	1	0	0	0	1	7	2.30	0	0	62	55	0.887
Philippe Desrosiers	36	2106	23	9	2	1	2	1	88	2.51	5	4	1010	922	0.913
Ryan Faragher	20	1127	10	7	0	1	2	3	52	2.77	3	2	536	484	0.903
Branden Komm	4	245	0	2	2	0	0	2	13	3.18	0	0	109	96	0.881
Carmine Guerriero	1	28	0	1	0	0	0	0	4	8.48	0	0	14	10	0.714
TEAM TOTALS	75	4367	44	20	5	3	8	7	178	2.45	10	7	2032	1854	0.912

2018 Kelly Cup Playoffs Statistics

PLAYER	Pos	GP	G	A	PTS	+/-	PIM	PP	PPA	SH	SHA	GW	FG	OT	UA	EN	Shots	Sh%	
Max French	F	11	5	5	10	3	14	3	1	0	0	2	0	0	0	0	4	47	10.6
Cole Ully	F	11	2	8	10	0	8	0	3	0	0	0	0	0	0	0	35	5.7	
Justin Parizek	F	7	2	4	6	4	4	0	3	0	0	0	0	0	0	0	20	10.0	
Brady Brassart	C	11	2	4	6	-3	4	0	1	0	0	0	1	0	0	0	27	7.4	
Joe Faust	D	11	1	5	6	-3	6	1	2	0	0	0	0	0	0	0	31	3.2	
Steven McParland	F	11	3	2	5	-1	0	2	0	0	0	1	0	0	0	0	41	7.3	
Aaron Harstad	D	11	2	3	5	-5	6	1	0	0	0	0	0	0	0	0	19	10.5	
Jefferson Dahl	F	8	1	4	5	4	10	0	2	0	0	0	0	0	0	1	14	7.1	
Eric Sweetman	D	11	1	3	4	-2	4	0	1	0	0	0	0	0	0	0	28	3.6	
Shane Hanna	D	8	2	1	3	5	0	0	0	0	0	0	1	0	0	0	20	10.0	
Jack Nevins	LW	11	2	1	3	-1	17	0	0	0	0	0	0	0	1	1	30	6.7	
Charlie Dodero	D	11	0	3	3	0	8	0	0	0	0	0	0	0	0	0	13	0.0	
Connor Chatham	F	11	1	1	2	-6	6	0	0	0	0	0	0	0	0	0	25	4.0	
A.J. White	F	11	1	1	2	-6	0	0	0	0	0	0	0	0	0	0	17	5.9	
Philippe Desrosiers	G	10	0	2	2	0	0	0	1	0	0	0	0	0	0	0	0	0	0.0
Will Merchant	F	7	1	0	1	-6	4	0	0	0	0	0	0	0	0	0	17	5.9	
Tommy Thompson	LW	9	1	0	1	-6	14	0	0	0	0	1	0	0	0	0	7	14.3	
Zach Bell	D	3	0	1	1	-1	2	0	0	0	0	0	0	0	0	0	2	0.0	
Corbin Baldwin	D	11	0	1	1	-4	23	0	0	0	0	0	0	0	0	0	9	0.0	
Alexander Dahl	F	2	0	0	0	-2	0	0	0	0	0	0	0	0	0	0	2	0.0	
Tomas Sholl	G	3	0	0	0	0	0	0	0	0	0	0	0	0	0	0	0	0	0.0
BENCH		11	0				0											0	
TEAM TOTALS		11	27	49	76	-30	130	7	14	0	0	4	2	0	1	2	404	6.7	

GOALIE	GP	MINS	W	L	SO	EN	GA	GAA	SA	SVS	SV%
Philippe Desrosiers	10	571	4	5	0	0	19	2.00	290	271	0.934
Tomas Sholl	3	107	0	2	0	1	10	5.61	55	45	0.818
TEAM TOTALS	13	678	4	7	0	1	29	2.57	345	316	0.916



Neil Graham

Head Coach/Director of Hockey Operations

Neil Graham is in his fourth season as Steelheads' Head Coach and Director of Hockey Operations. Graham has led the Steelheads to the playoffs in each of his first three seasons as head coach, with the Steelheads finishing second in the Mountain Division in 2017-18. Graham served as Idaho's full-time assistant coach during the 2013-14 and 2014-15 seasons after serving as a player/coach for the 2012-13 campaign. He assumed the head job on Aug. 7, 2015. Now 33-years-old, Graham was the youngest head coach in Steelheads history at the time of his hiring. Under Graham, the Steelheads ranked second in the league penalty-killing percentage each of his first two seasons, and they ranked fourth in his final year as assistant coach. Graham led the Steelheads to one of their best statistical seasons in the ECHL era in 2017-18, earning 44 wins and 96 points, tied for the fourth-most wins and fourth-most points for a Steelheads team in the ECHL era. Graham's squad was sixth place in the ECHL's overall league standings in 2017-18. The Calgary, Alberta native is a graduate of Mercyhurst University where he played hockey for four seasons before turning pro. He split three seasons between the ECHL and Southern Professional Hockey League, scoring 98 points (42g-56a) in 113 professional games. Graham is the fifth head coach during Idaho's ECHL tenure and seventh overall since pro hockey arrived in Idaho in 1997.

Coaching Record

Season	Team	Regular Season				Playoffs		
		Games	W	L	T	Games	W	L
2015-16	Idaho Steelheads (ECHL)	72	38	24	10	7	3	4
2016-17	Idaho Steelheads (ECHL)	72	43	22	7	5	1	4
2017-18	Idaho Steelheads (ECHL)	72	44	20	8	11	4	7
ECHL Totals		216	125	66	25	23	8	15

Coaching History

Year	Coach	STD	W	L	T	PTS	Playoffs
2017-18	Neil Graham	2-M	44	20	8	96	Lost Division Finals
2016-17	Neil Graham	3-M	43	22	7	93	Lost Division Semifinals
2015-16	Neil Graham	2-W	38	24	10	86	Lost Conference Quarterfinals
2014-15	Brad Ralph	1-P	48	18	6	102	Lost Division Semifinals
2013-14	Brad Ralph	3-M	39	26	7	85	Lost Conference Semifinals
2012-13	Brad Ralph	2-M	45	20	7	97	Lost Conference Finals
2011-12	Hardy Sauter	4-M	31	32	9	71	Lost Conference Semifinals
2010-11	Hardy Sauter	2-M	32	27	13	77	Lost Conference Semifinals
2009-10	Derek Laxdal	1-W	48	17	7	103	Lost Kelly Cup Finals
2008-09	Derek Laxdal	2-W	44	24	4	92	Lost Division Finals
2007-08	Derek Laxdal	2-W	40	22	10	90	Lost Conference Quarterfinals
2006-07	Derek Laxdal	2-W	42	24	6	90	Won Kelly Cup
2005-06	Derek Laxdal	3-W	43	21	8	94	Lost Division Semifinals
2004-05	John Olver	3-W	42	23	7	91	Lost Division Semifinals
2003-04	John Olver	3-P	40	23	9	89	Won Kelly Cup

2018-19 Schedule

Fri. Oct. 12 at Wichita	Wed. Dec. 12 Kansas City	Sat. Feb. 9 at Utah
Sat. Oct. 13 at Tulsa	Fri. Dec. 14 Kansas City	Wed. Feb. 13 Rapid City
Sun. Oct. 14 at Tulsa	Sat. Dec. 15 Kansas City	Fri. Feb. 15 Rapid City
Fri. Oct. 19 Utah	Fri. Dec. 21 Utah	Sat. Feb. 16 Rapid City
Sat. Oct. 20 Utah	Sat. Dec. 22 Utah	Wed. Feb. 20 Tulsa
Fri. Oct. 26 at Utah	Fri. Dec. 28 at Rapid City	Fri. Feb. 22 Tulsa
Sat. Oct. 27 at Utah	Sat. Dec. 29 at Rapid City	Sat. Feb. 23 Tulsa
Tue. Oct. 30 at Indy	Mon. Dec. 31 at Rapid City	Wed. Feb. 27 at Kansas City
Fri. Nov. 2 at Toledo	Sat. Jan. 5 at Tulsa	Fri. Mar. 1 at Kansas City
Sat. Nov. 3 at Toledo	Sun. Jan. 6 at Tulsa	Sat. Mar. 2 at Kansas City
Sun. Nov. 4 at Kalamazoo	Wed. Jan. 9 Toledo	Wed. Mar. 6 Wichita
Wed. Nov. 7 Tulsa	Fri. Jan. 11 Toledo	Fri. Mar. 8 Wichita
Fri. Nov. 9 Tulsa	Sat. Jan. 12 Toledo	Sat. Mar. 9 Wichita
Sat. Nov. 10 Tulsa	Wed. Jan. 16 Allen	Sat. Mar. 16 at Orlando
Wed. Nov. 14 Rapid City	Fri. Jan. 18 Allen	Mon. Mar. 18 at Orlando
Fri. Nov. 16 Rapid City	Sat. Jan. 19 Allen	Tue. Mar. 19 at Orlando
Sat. Nov. 17 Rapid City	Mon. Jan. 21 at Utah	Fri. Mar. 22 at Rapid City
Wed. Nov. 21 at Rapid City	Sat. Jan. 26 at Wichita	Sat. Mar. 23 at Rapid City
Fri. Nov. 23 at Rapid City	Sun. Jan. 27 at Wichita	Wed. Mar. 27 Rapid City
Sat. Nov. 24 at Rapid City	Wed. Jan. 30 at Allen	Fri. Mar. 29 Rapid City
Fri. Nov. 30 Jacksonville	Fri. Feb. 1 at Allen	Sat. Mar. 30 Rapid City
Sat. Dec. 1 Jacksonville	Sat. Feb. 2 at Allen	Fri. Apr. 5 Utah
Fri. Dec. 7 Utah	Wed. Feb. 6 at Utah	Sat. Apr. 6 at Utah
Sat. Dec. 8 Utah	Fri. Feb. 8 at Utah	Sun. Apr. 7 at Utah

2017-18 Results

Oct. 13 Norfolk	4-2	Dec. 20 at Rapid City	6-1	Mar. 2 at Wichita	5-2
Oct. 14 Norfolk	3-5	Dec. 22 at Rapid City	3-2	Mar. 4 at Wichita	1-2
Oct. 18 Utah	3-1	Dec. 23 at Rapid City	1-3	Mar. 7 Allen	1-2#
Oct. 20 Utah	3-4*	Dec. 29 at Utah	3-6	Mar. 9 Kansas City	3-2*
Oct. 21 at Utah	0-3	Dec. 30 at Utah	4-5#	Mar. 10 Kansas City	3-2*
Oct. 27 at Quad City	2-3#	Jan. 5 Allen	6-3	Mar. 13 at Atlanta	2-4
Oct. 28 at Quad City	2-3*	Jan. 6 Allen	5-0	Mar. 15 at South Carolina	3-0
Nov. 1 Colorado	6-4	Jan. 10 Kalamazoo	6-2	Mar. 16 at South Carolina	1-0
Nov. 3 Colorado	3-4*	Jan. 12 Kalamazoo	2-3	Mar. 21 Rapid City	2-1#
Nov. 4 Colorado	7-3	Jan. 13 Kalamazoo	2-3*	Mar. 23 Rapid City	5-0
Nov. 10 at Allen	1-2	Jan. 19 at Tulsa	4-2	Mar. 24 Rapid City	5-2
Nov. 11 at Allen	5-4#	Jan. 20 at Tulsa	4-3	Mar. 30 Utah	5-0
Nov. 15 at Rapid City	4-3	Jan. 24 at Colorado	4-5	Mar. 31 Utah	4-2
Nov. 17 at Rapid City	4-1	Jan. 26 at Colorado	3-5	Apr. 4 at Tulsa	4-1
Nov. 18 at Rapid City	3-2	Jan. 27 at Colorado	4-6	Apr. 6 at Allen	4-5*
Nov. 22 Allen	1-3	Jan. 31 at Utah	6-5#	Apr. 7 at Allen	4-2
Nov. 24 Allen	4-5	Feb. 2 Utah	4-3	+Apr. 13 Allen	2-3
Nov. 25 Allen	5-1	Feb. 3 Utah	3-5	+Apr. 14 Allen	4-5
Nov. 29 Tulsa	4-3#	Feb. 7 at Colorado	4-2	+Apr. 18 at Allen	3-5
Dec. 1 Tulsa	1-4	Feb. 9 at Colorado	4-3#	+Apr. 20 at Allen	2-1
Dec. 2 Tulsa	2-1	Feb. 10 at Colorado	3-1	+Apr. 22 at Allen	2-1
Dec. 4 at Utah	3-2#	Feb. 14 Colorado	2-4	+Apr. 24 Allen	6-3
Dec. 6 at Utah	5-2	Feb. 16 Colorado	3-0	+Apr. 25 Allen	4-1
Dec. 8 Utah	1-2	Feb. 17 Colorado	5-4#	+Apr. 28 at Colorado	0-1*
Dec. 9 Utah	2-0	Feb. 19 at Utah	3-4	+Apr. 29 at Colorado	2-6
Dec. 13 Rapid City	5-2	Feb. 21 at Rapid City	4-2	+May 2 Colorado	2-3
Dec. 15 Wichita	3-1	Feb. 23 at Rapid City	2-4	+May 3 Colorado	0-1*
Dec. 16 Wichita	3-5	Feb. 24 at Rapid City	3-0		

* - Overtime # - Shootout + - Kelly Cup Playoffs



***Eric Trapp
President***

Eric Trapp is president of Idaho Sports Properties and is responsible for the business operations of the Idaho Steelheads while also serving as the team’s representative on the ECHL Board of Governors. Trapp received the ECHL Marketing Director of the Year Award following the team’s inaugural season in 2003-04. He has been with the Steelheads since the team’s inception in 1997 and was instrumental in the initial introduction, marketing and promotion of the Steelheads. He began his career in professional sports in 1991 with Diamond Sports, which owned and operated the Boise Hawks minor league professional baseball team. After serving as director of marketing for both the Hawks and the Sioux City Explorers baseball teams, Trapp was promoted to vice president of Diamond Sports in 1996 and was responsible for overseeing the company’s baseball entities (Boise Hawks, El Paso Diablos and Sioux City Explorers) from 1996-98. Named senior vice president in 1998, the University of Idaho graduate also handled the marketing and promotions for other Diamond Sports entities including the Idaho Sneakers World TeamTennis franchise and professional boxing events hosted at CenturyLink Arena.

251 S. Capitol Blvd., Boise, ID 83702

Office(208) 383-0080	Emailinfo@idahosteelheads.com
ArenaCenturyLink Arena	Capacity5,006
Rink Dimensions200 x 85	Team ColorsBlack, Blue and Silver
Radio StationKTIK 1350 AM	BroadcasterBrian McCormack

Team Directory

President of Block 22	John Cunningham
President of Idaho Sports Properties	Eric Trapp
Head Coach/Director of Hockey Operations	Neil Graham
Assistant Coach	Everett Sheen
Vice President, Corporate Partnerships	Mike DiPalma
Director of Ticketing	Ben Cottier
Director of Media/Community Relations	Brian McCormack
Director of Creative Services	Matt Johnson
Media Relations Assistant	Jared Jacobs
Graphic Designer	Sarah Smith
Sales Account Executives	Steven Anderson, Erik Diehl and Tyler Nordberg
Accounting Manager	Ashley Scott
Trainer	Thomas Gillespie
Equipment Manager	Khris Bestel



INDY FUEL

2017-18 Results

36W-30L-5OTL-1SOL 78 PTS.

Fourth, Central Division

NHL Affiliate: Chicago Blackhawks

AHL Affiliate: Rockford IceHogs

Year-by-Year Record

Season	GP	Home						Away					Overall						
		W	L	T	OT	SO	W	L	T	OT	SO	W	L	T	OT	SO	GF	GA	PTS
2017-18	72	20	14	2	0-2	1-0	16	16	4	3-3	1-1	36	30	6	3-5	2-1	242	248	78
2016-17	72	19	19	4	0-2	1-2	10	23	3	01-	1-2	23	42	7	0-3	2-4	196	290	53
2015-16	72	20	15	1	1-1	2-0	12	21	3	1-3	2-0	32	36	4	2-4	4-0	174	201	68
2014-15	72	17	15	4	3-2	1-2	14	15	7	3-2	3-5	31	30	11	6-4	4-7	197	221	73

T - Includes Overtime and Shootout Losses

Year-by-Year Results

Season	Finished	Result
2018	4th, Central	Lost Division Semifinals
2017	6th, Central	Out of Playoffs
2016	4th, Midwest	Out of Playoffs
2015	6th, North	Out of Playoffs

All-Time Record vs. Other Clubs

Team	W-L-T	Team	W-L-T	Team	W-L-T	Team	W-L-T
Adirondack	0-0-0	Greenville	3-1-1	Newfoundland	0-0-0	Tulsa	4-3-0
Allen	2-5-1	Idaho	0-0-0	Norfolk	0-0-0	Utah	0-3-0
Atlanta	4-0-0	Jacksonville	0-0-0	Orlando	2-4-0	Wheeling	7-6-1
Brampton	0-6-1	Kalamazoo	12-8-1	Rapid City	1-1-0	Wichita	2-3-1
Cincinnati	23-19-1	Kansas City	5-10-0	Reading	1-8-1	Worcester	0-0-0
Florida	1-4-1	Maine	0-0-0	South Carolina	3-2-0		
Fort Wayne	11-22-7	Manchester	0-0-0	Toledo	3-19-3		

Web - IndyFuelHockey.com

Twitter - [@IndyFuel](https://twitter.com/IndyFuel)

84 - Indy Fuel

Club Records

Players

Most Points, Season	55	Alex Wideman, 2016-17
Most Points, Game	5	Tyler Barnes vs. Atlanta, Nov. 20, 2016
Most Goals, Season	28	Josh Shalla, 2017-18
Most Goals, Game	4	Josh Shalla at Fort Wayne, Dec. 27, 2016
Most Assists, Season	38	Alex Lavoie, 2015-16
Most Assists, Game	4	Josh Shalla vs. Quad City, Feb. 22, 2018 Tyler Barnes vs. Atlanta, Nov. 20, 2016
Most PIM, Season	259	Garrett Clarke, 2017-18
Most PIM, Game	22	Garrett Clarke at Toledo, Dec. 27, 2017

Goaltenders

Most Appearances	47	Jake Hildebrand, 2016-17
Most Minutes	2,671	Jake Hildebrand, 2016-17
Most Wins	22	Etienne Marcoux, 2017-18
Most Losses	21	Jake Hildebrand, 2016-17
Most Overtime Losses	7	Jake Hildebrand, 2016-17 Mac Carruth, 2014-15
Most Shots	1,653	Jake Hildebrand, 2016-17
Most Saves	1,486	Jake Hildebrand, 2016-17
Most Shutouts	4	Jake Hildebrand, 2016-17
Lowest GAA	2.55	Shane Owen, 2015-16 Mac Carruth, 2014-15
Best Save Percentage	.918	Etienne Marcoux, 2017-18

Team

Most Points	78	2017-18
Fewest Points	53	2016-17
Most Wins	36	2017-18
Fewest Wins	23	2016-17
Most Losses	42	2016-17
Fewest Losses	30	2017-18 2014-15
Most Goals Scored	197	2014-15
Fewest Goals Against	201	2015-16
Most Penalty Minutes	1,195	2017-18

Longest Winning Streak

Overall	7	Jan. 16-28, 2015
Home	7	Jan. 17-Feb. 6, 2016
Road	7	Jan. 16-Feb. 13, 2015

Longest Winless Streak

Overall	14	Nov. 25-Dec. 28, 2016
Home	6	Dec. 3-20, 2015
Road	11	Nov. 25, 2016-Jan. 8, 2017

Regular Season Game Attendance Record

6,549 vs. Tulsa, Jan. 14, 2017

Postseason Game Attendance Record

2,404 vs. Toledo, Apr. 18, 2018

Regular Season Attendance Record

140,872, 2017-18

Playoff Record vs. Current Teams

	<u>Series</u>	<u>W</u>	<u>L</u>	<u>GP</u>	<u>W</u>	<u>L</u>	<u>GF</u>	<u>GA</u>	<u>Last Mtg</u>	<u>Rnd</u>	<u>Result</u>
Toledo	1	0	1	4	0	4	9	14	2018	DSF	L 0-4

All-Time Playoff Results

<u>Year</u>	<u>Round</u>	<u>Opponent</u>	<u>Result</u>	<u>GF</u>	<u>GA</u>	<u>OT</u>	<u>Year</u>	<u>Round</u>	<u>Opponent</u>	<u>Result</u>	<u>GF</u>	<u>GA</u>	<u>OT</u>
2018	DSF	Toledo	L 0-4	9	14	0-2							

2017-18 Regular Season Statistics

Table with columns: PLAYER, Pos, GP, G, A, PTS, +/-, PIM, PP, PPA, SH, SHA, GW, EG, OT, UA, EN, SOG, SOA, Shots, Sh%. Includes player names like Michael Neal, Darian Dziurzynski, Josh Shalla, Ryan Rupert, etc.

Table with columns: GOALIE, GP, MINS, W, L, OTL, SL, SO, EN, GA, GAA, SOG, SOW, SA, SVS, SV%. Includes goalie names like Etienne Marcoux, Edwin Minney, Greg Dodds, etc.

2018 Kelly Cup Playoffs Statistics

Table with columns: PLAYER, Pos, GP, G, A, PTS, +/-, PIM, PP, PPA, SH, SHA, GW, EG, OT, UA, EN, Shots, Sh%. Includes player names like Nathan Noel, Ryan Rupert, Brandon Anselmini, etc.

Table with columns: GOALIE, GP, MINS, W, L, SO, EN, GA, GAA, SA, SVS, SV%. Includes goalie name Etienne Marcoux.



Bernie John
Head Coach/Vice President of Hockey Operations

A native of Sudbury, Ontario, Canada, Bernie John enters his third full season as head coach of the Fuel. Last season, he led the Fuel to their first-ever appearance in the Kelly Cup Playoffs, where they fell to Toledo in the Central Division Semifinals. John served as an assistant coach for Indy from its inaugural season in 2014-15 until taking over as the club's head coach for the final 13 games of the 2015-16 campaign. Long familiar with Indianapolis hockey, John served as an assistant coach for the 2013-14 Indiana Ice, winners of the Clark Cup as USHL champions. Before joining the coaching ranks, John enjoyed a 13-year professional playing career, including five seasons with the CHL's Indianapolis Ice from 1999 to 2004, during which John helped the Ice claim the 2000 Ray Miron President's Cup as CHL champions.

Coaching Record

<u>Season</u>	<u>Team</u>	<u>Regular Season</u>				<u>Playoffs</u>		
		<u>Games</u>	<u>W</u>	<u>L</u>	<u>T</u>	<u>Games</u>	<u>W</u>	<u>L</u>
2015-16	Indy Fuel (ECHL)	13	5	6	2	--	--	--
2016-17	Indy Fuel (ECHL)	72	23	42	7	--	--	--
2017-18	Indy Fuel (ECHL)	72	36	30	6	4	0	4
	ECHL Totals	157	64	78	15	4	0	4

Coaching History

<u>Year</u>	<u>Coach</u>	<u>STD</u>	<u>W</u>	<u>L</u>	<u>T</u>	<u>PTS</u>	<u>Playoffs</u>
2017-18	Bernie John	4-C	36	30	6	78	Lost Division Semifinals
2016-17	Bernie John	6-C	23	42	7	53	Out of Playoffs
2015-16	Bernie John	4-M	5	6	2	12	Out of Playoffs
	Scott Hillman		27	30	2	56	
2014-15	Scott Hillman	6-N	31	30	11	73	Out of Playoffs

2018-19 Schedule

Fri. Oct. 12 Fort Wayne	Sat. Dec. 15 Tulsa	Sun. Feb. 10	at Toledo
Sat. Oct. 13 Kalamazoo	Fri. Dec. 21 Toledo	Wed. Feb. 13	at Cincinnati
Fri. Oct. 19 Cincinnati	Sat. Dec. 22	Sat. Feb. 16	at Wichita
Sat. Oct. 20 Toledo	Thu. Dec. 27 Wheeling	Sun. Feb. 17	at Wichita
Sat. Oct. 27	Fri. Dec. 28 Cincinnati	Tue. Feb. 19 Wichita	
Tue. Oct. 30 Idaho	Sat. Dec. 29 Brampton	Sat. Feb. 23 Wichita	
Thu. Nov. 1 Utah	Mon. Dec. 31	Fri. Mar. 1	at Cincinnati
Fri. Nov. 2	Thu. Jan. 3 Fort Wayne	Sat. Mar. 2 Kalamazoo	
Sat. Nov. 3	Fri. Jan. 4 Wheeling	Sun. Mar. 3	at Toledo
Fri. Nov. 9	Sat. Jan. 5	Fri. Mar. 8 Cincinnati	
Sat. Nov. 10 Cincinnati	Tue. Jan. 8 Kansas City	Sat. Mar. 9	at Kalamazoo
Wed. Nov. 14	Fri. Jan. 11 Fort Wayne	Sun. Mar. 10 Toledo	
Fri. Nov. 16	Sat. Jan. 12	Tue. Mar. 12	at Wheeling
Sat. Nov. 17	Sat. Jan. 13	Fri. Mar. 15	at Reading
Wed. Nov. 21 Toledo	Fri. Jan. 18	Sat. Mar. 16	at Reading
Fri. Nov. 23 Cincinnati	Sat. Jan. 19 Cincinnati	Fri. Mar. 22	at Wheeling
Sat. Nov. 24 Kalamazoo	Sun. Jan. 20	Sat. Mar. 23 Fort Wayne	
Fri. Nov. 30	Fri. Jan. 25 Fort Wayne	Sun. Mar. 24 Cincinnati	
Sat. Dec. 1	Sat. Jan. 26 Kalamazoo	Fri. Mar. 29 Kalamazoo	
Tue. Dec. 4 Kansas City	Sun. Jan. 27	Sat. Mar. 30 Cincinnati	
Fri. Dec. 7	Fri. Feb. 1	Sun. Mar. 31 Kansas City	
Sat. Dec. 8	Wed. Feb. 6	Wed. Apr. 3	at Fort Wayne
Sun. Dec. 9	Fri. Feb. 8 Kalamazoo	Fri. Apr. 5 Fort Wayne	
Fri. Dec. 14 Tulsa	Sat. Feb. 9	Sat. Apr. 6	at Wheeling

2017-18 Results

Oct. 13	at Wichita	3-4	Dec. 27	at Toledo	2-5	Feb. 23	Quad City	4-2
Oct. 14	at Wichita	3-4*	Dec. 28	at Kalamazoo	5-3	Feb. 24	Quad City	6-4
Oct. 21	Tulsa	3-2#	Dec. 30	Cincinnati	2-1	Feb. 27	Toledo	3-4
Oct. 25	at Florida	1-3	Dec. 31	at Wheeling	3-2	Mar. 2	at Cincinnati	3-4
Oct. 27	at Florida	5-2	Jan. 5	Fort Wayne	4-6	Mar. 3	Utah	2-5
Oct. 28	at Florida	2-4	Jan. 6	at Fort Wayne	2-1	Mar. 4	Utah	1-4
Nov. 3	at Quad City	3-4#	Jan. 12	at Quad City	3-5	Mar. 9	Cincinnati	5-2
Nov. 4	Wheeling	1-5	Jan. 13	at Quad City	4-3	Mar. 10	at Kalamazoo	4-3*
Nov. 5	Toledo	2-3	Jan. 19	Allen	6-3	Mar. 11	at Toledo	7-4
Nov. 11	at Quad City	3-5	Jan. 20	Cincinnati	3-2	Mar. 16	at Cincinnati	1-6
Nov. 12	at Quad City	1-2*	Jan. 21	at Kalamazoo	2-6	Mar. 17	Toledo	3-4*
Nov. 14	Toledo	1-4	Jan. 23	Fort Wayne	3-5	Mar. 20	at Cincinnati	4-3*
Nov. 17	Kalamazoo	6-2	Jan. 26	at Cincinnati	5-4*	Mar. 23	Fort Wayne	3-2
Nov. 18	Tulsa	4-3	Jan. 27	at Kalamazoo	5-3	Mar. 25	at Brampton	5-6*
Nov. 24	Fort Wayne	2-4	Jan. 28	at Kalamazoo	5-2	Mar. 30	Kansas City	6-3
Nov. 25	Kansas City	3-6	Feb. 2	at Wheeling	3-7	Mar. 31	Fort Wayne	5-1
Dec. 1	Quad City	3-1	Feb. 3	Toledo	2-4	Apr. 3	at Kansas City	4-1
Dec. 2	at Toledo	2-3	Feb. 9	at Quad City	4-1	Apr. 6	Cincinnati	2-5
Dec. 8	Wheeling	3-2	Feb. 10	at Kalamazoo	4-6	Apr. 7	Toledo	4-5*
Dec. 9	Wichita	7-1	Feb. 11	at Kalamazoo	4-2	Apr. 8	Kalamazoo	2-1
Dec. 12	at Wheeling	2-3	Feb. 14	at Fort Wayne	2-4	+Apr. 13	at Toledo	3-4*
Dec. 14	Quad City	2-1	Feb. 16	at Kansas City	4-2	+Apr. 15	at Toledo	3-4
Dec. 15	at Fort Wayne	2-5	Feb. 17	at Kansas City	4-3#	+Apr. 18	Toledo	1-3
Dec. 16	Fort Wayne	2-5	Feb. 18	at Tulsa	2-6	+Apr. 19	Toledo	2-3*
Dec. 20	Kalamazoo	1-2	Feb. 20	Cincinnati	3-2			
Dec. 23	Cincinnati	7-4	Feb. 22	Quad City	8-7			

* - Overtime # - Shootout + - Kelly Cup Playoffs



Jim Hallett
Owner/Chairman

Jim Hallett is the Chief Executive Officer and a director of KAR Auction Services, Inc. (NYSE: KAR), the parent company of ADESA, a Carmel-based global automotive auction company. He is a native of Canada and came up playing hockey on frozen ponds, through college and touring leagues. Previously, Jim was one of the original Indianapolis Ice owners.

During his tenure with the team, the Ice set a Central Hockey League single-game attendance record of 14,289, set a league mark of 13 consecutive wins and won the Miron Cup in 1999. Jim left the team after the merger of the Central Hockey League and Western Professional Hockey League in 2001.

1202 East 38th Street, Indianapolis, IN 46205

Phone	(317) 925-3835	Email	contact@indyfuelhockey.com
Arena	Indiana Farmers Coliseum	Capacity	6,488
Rink Dimensions	200 x 85	Team Colors	Red, Black, Gold
.....		Broadcaster	Andrew Smith

Team Directory

Owner/Chairman	Jim Hallett
President/COO	Larry McQueary
Governor/CFO	Bill Stackhouse
Head Coach/Vice President of Hockey Operations	Bernie John
Assistant Coach	Ryan McGinness
Vice President of Sponsorships	Robin Rushton
Vice President of Ticketing	Steve Kuepper
Director of Marketing	Brent Hollerud
Director of Community Relations	Jonathan Jones
Director of Game Operations	Connor Howard
Director of Merchandising	Loren Gading
Sponsorship Coordinator	Jordan Gawarecki
Digital Content Coordinator	Rachel O'Donnell
Senior Ticket Sales Account Executive	Ben Pulley
Ticket Sales Account Executives	Jake Friedman, Spencer Manton, Kyle Kaufman
Group Sales Account Executive	Lauren Gronke
Athletic Trainer	George Bullock, Jr.
Equipment Manager	Darrin Flinchem



JACKSONVILLE ICEMEN

2017-18 Results

26W-39L-4OTL-3SOL 59 PTS.

Fifth, South Division

NHL Affiliate: Winnipeg Jets

AHL Affiliate: Manitoba Moose

Year-by-Year Record

Season	GP	Home					Away					Overall					GF	GA	PTS
		W	L	T	OT	SO	W	L	T	OT	SO	W	L	T	OT	SO			
2017-18	72	14	18	4	2-2	0-2	12	21	3	3-2	1-1	26	39	7	5-4	1-3	203	246	59
2015-16#	72	15	15	6	2-4	2-2	14	18	4	3-3	0-1	29	33	10	5-7	2-3	207	242	68
2014-15#	72	9	22	5	1-4	0-1	6	22	4	0-2	0-2	15	48	9	1-6	0-3	169	271	39
2013-14#	72	20	12	4	1-2	1-2	11	18	7	3-2	3-5	31	30	11	4-4	4-7	226	237	73
2012-13#	72	15	20	1	1-0	1-1	10	20	6	1-3	2-3	25	40	7	2-3	3-4	207	272	57

T - Includes Overtime and Shootout Losses

- Evansville IceMen

Year-by-Year Results

Season	Finished	Result
2018	5th, South	Out of Playoffs
2016#	5th, Midwest	Out of Playoffs
2015#	7th, North	Out of Playoffs
2014#	4th, North	Out of Playoffs
2013#	5th, North	Out of Playoffs

- Evansville IceMen

All-Time Record vs. Other Clubs

Team	W-L-T	Team	W-L-T	Team	W-L-T	Team	W-L-T
Adirondack	0-0-0	Greenville	5-5-0	Newfoundland	0-0-0	Tulsa	0-0-0
Allen	0-1-0	Idaho	0-0-0	Norfolk	5-0-3	Utah	0-0-0
Atlanta	4-7-0	Indy	0-0-0	Orlando	2-5-2	Wheeling	0-0-0
Brampton	2-0-0	Kalamazoo	0-0-0	Rapid City	0-0-0	Wichita	0-0-0
Cincinnati	0-0-0	Kansas City	0-0-0	Reading	1-1-0	Worcester	1-0-0
Florida	1-12-1	Maine	0-0-0	South Carolina	3-6-1		
Fort Wayne	0-0-0	Manchester	2-2-0	Toledo	0-0-0		

Web - JacksonvilleIcemen.com

Twitter - [@JaxIcemen](https://twitter.com/JaxIcemen)

90 - Jacksonville Icemen

Club Records

Players

Most Points, Season	68	Todd Robinson, 2012-13
Most Points, Game	4	nine times, most recent: Elgin Pearce at Greenville, Feb. 6, 2018
Most Goals, Season	24	Daultan Leveille, 2015-16
Most Goals, Game	3	four times, most recent: Jason Dale at Cincinnati, Mar. 30, 2013
Most Assists, Season	61	Todd Robinson, 2012-13
Most Assists, Game	4	five times, most recent: Elgin Pearce at Greenville, Feb. 6, 2018
Most PIM, Season	231	Matt Krug, 2013-14
Most PIM, Game	34	Josh Beaulieu vs. Gwinnett, Oct. 28, 2012

Goaltenders

Most Appearances	44	Mike Clemente, 2013-14
Most Minutes	2,621	Mike Clemente, 2013-14
Most Wins	20	Mike Clemente, 2013-14
Most Losses	27	Chris Driedger, 2014-15
Most Overtime Losses	6	Garrett Bartus, 2013-14
Most Shots	1,296	Mike Clemente, 2013-14
Most Saves	1,172	Mike Clemente, 2013-14
Most Shutouts	2	Chris Driedger, 2014-15
Lowest GAA	2.84	Mike Clemente, 2013-14
Best Save Percentage	.908	Christoffer Bengtsberg, 2015-16

Team

Most Points	73	2013-14
Fewest Points	39	2014-15
Most Wins	31	2013-14
Fewest Wins	15	2014-15
Most Losses	48	2014-15
Fewest Losses	30	2013-14
Most Goals Scored	226	2013-14
Fewest Goals Against	237	2013-14
Most Penalty Minutes	1,341	2017-18

Longest Winning Streak

Overall	4	Nov. 29-Dec. 7, 2013
Home	4	Dec. 1-18, 2012
Road	2	10 times, most recent: Mar. 11-19, 2016

Longest Winless Streak

Overall	10	Mar. 10-Apr. 1, 2015
Home	7	Dec. 31, 2014-Jan. 28, 2015
Road	9	Nov. 10-Dec. 20, 2017

Regular Season Game Attendance Record

9,458 vs. South Carolina, Jan. 18, 2014

Postseason Game Attendance Record

n/a

Regular Season Attendance Record

206,222, 2017-18

Playoff Record vs. Current Teams

<u>Series</u>	<u>W</u>	<u>L</u>	<u>GP</u>	<u>W</u>	<u>L</u>	<u>GF</u>	<u>GA</u>	<u>Last Mtg</u>	<u>Rnd</u>	<u>Result</u>
---------------	----------	----------	-----------	----------	----------	-----------	-----------	-----------------	------------	---------------

All-Time Playoff Results

<u>Year</u>	<u>Round</u>	<u>Opponent</u>	<u>Result</u>	<u>GF</u>	<u>GA</u>	<u>OT</u>	<u>Year</u>	<u>Round</u>	<u>Opponent</u>	<u>Result</u>	<u>GF</u>	<u>GA</u>	<u>OT</u>
-------------	--------------	-----------------	---------------	-----------	-----------	-----------	-------------	--------------	-----------------	---------------	-----------	-----------	-----------

2017-18 Regular Season Statistics

PLAYER	Pos	GP	G	A	PTS	+/-	PIM	PP	PPA	SH	SHA	GW	FG	OT	UA	EN	SOG	SOA	Shots	Sh%	
Elgin Pearce	F	61	23	27	50	2	35	1	3	0	0	3	5	0	2	1	0	1	132	17.4	
Jimmy Lodge	C	57	17	32	49	22	47	4	2	0	0	3	5	2	3	1	0	3	111	15.3	
Tanner Eberle	RW	63	21	11	32	-7	115	4	2	3	1	2	1	0	3	1	0	0	160	13.1	
TOTALS		74	23	12	35	-6	142	4	2	3	1	2	1	0	3	1	0	0	185	12.4	
Bobby MacIntyre	F	49	19	16	35	5	42	1	1	0	1	1	2	0	1	0	0	1	123	15.4	
Cameron Critchlow	F	67	12	19	31	-2	66	1	2	2	0	0	3	0	1	1	0	0	116	10.3	
Christopher Dienes	D	64	5	24	29	-2	30	0	6	0	0	1	0	1	1	0	0	0	118	4.2	
Tyson Fawcett	C	54	8	15	23	-18	59	2	3	0	1	1	1	0	0	2	0	0	89	9.0	
TOTALS		63	12	16	28	-15	61	2	3	1	1	2	1	0	0	2	0	0	107	11.2	
Everett Clark	F	55	10	15	25	-33	109	1	3	2	1	0	2	0	2	0	0	0	98	10.2	
Scott Savage	D	50	7	18	25	-13	21	3	4	0	1	0	2	0	0	0	0	0	115	6.1	
Dajon Mingo	D	58	6	19	25	7	58	1	4	0	0	0	2	0	0	0	0	1	114	5.3	
Tim Daly	D	48	4	12	16	-1	45	0	6	0	0	1	2	0	1	0	2	2	120	3.3	
TOTALS		69	5	20	25	-20	51	0	10	0	0	1	2	0	1	0	2	2	165	3.0	
Garet Hunt	F	68	14	9	23	-16	221	1	0	0	1	2	5	0	0	0	0	0	133	10.5	
Alexandre Goulet	F	18	9	13	22	7	4	1	2	1	1	0	3	0	0	0	0	1	37	24.3	
Emerson Clark	F	19	8	14	22	-2	113	1	3	0	1	1	0	0	0	1	0	0	38	21.1	
Brendan Collier	F	54	4	14	18	-10	16	2	1	0	0	1	0	0	0	1	0	1	74	5.4	
Cody Fowlie	F	21	4	10	14	-3	10	1	2	0	0	1	0	0	0	0	0	0	51	7.8	
Josh Erickson	F	25	8	3	11	-2	55	0	1	0	0	2	3	1	2	0	0	0	46	17.4	
TOTALS		30	8	3	11	-3	55	0	1	0	0	2	3	1	2	0	0	0	49	16.3	
Kyle Bigos	D	14	1	1	2	2	28	0	0	0	0	0	1	0	0	0	0	0	14	7.1	
TOTALS		53	3	7	10	-9	76	0	0	0	0	0	2	0	0	0	0	0	53	5.7	
Eli Lichtenwald	F	35	3	5	8	-6	11	0	0	0	0	1	0	0	0	0	0	0	51	5.9	
Matt Ustaski	F	14	5	2	7	-6	11	1	0	1	0	2	0	0	2	1	0	0	34	14.7	
Justin Woods	D	8	3	4	7	3	4	0	0	0	1	1	0	1	0	0	0	0	18	16.7	
Dylan Blujus	D	21	1	6	7	-4	20	1	0	0	2	0	0	0	0	0	0	0	47	2.1	
Jansen Harkins	F	6	2	4	6	0	4	0	2	1	0	0	1	0	0	0	0	0	10	20.0	
Cristiano DiGiacinto	F	12	1	5	6	0	30	0	0	0	0	0	0	0	0	0	0	0	15	6.7	
Chris Joseph	D	31	0	5	5	-2	14	0	0	0	0	0	0	0	0	0	0	0	15	0.0	
Ryan Graham	F	11	3	1	4	-1	2	0	0	0	0	0	0	0	0	0	0	0	1	22	13.6
Tyler Coulter	F	14	1	3	4	2	12	0	0	0	1	1	0	0	0	0	0	0	13	7.7	
Jan Kostalek	D	8	2	1	3	1	2	0	1	0	0	1	1	0	0	0	0	0	11	18.2	
Kyle Shapiro	D	24	1	2	3	5	13	0	0	0	0	0	0	0	1	0	0	0	18	5.6	
Chase Harrison	D	23	0	3	3	-2	17	0	2	0	0	0	0	0	0	0	0	0	24	0.0	
Jake Kulevich	D	8	0	2	2	0	9	0	0	0	0	0	0	0	0	0	0	0	17	0.0	
Wacey Rabbit	C	2	0	1	1	0	0	0	0	0	0	0	0	0	0	0	0	0	3	0.0	
Mike Ratchuk	D	3	0	1	1	-2	2	0	0	0	0	0	0	0	0	0	0	0	5	0.0	
Michael Webster	D	5	0	1	1	0	2	0	0	0	0	0	0	0	0	0	0	0	8	0.0	
Chad Thibodeau	D	6	0	1	1	-2	11	0	0	0	0	0	0	0	0	0	0	0	4	0.0	
Garrett Klotz	F	15	0	1	1	2	57	0	0	0	0	0	0	0	0	0	0	0	10	0.0	
Jamie Phillips	G	16	0	1	1	0	0	0	0	0	0	0	0	0	0	0	0	0	0	0.0	
Colton Phinney	G	21	0	1	1	0	2	0	0	0	0	0	0	0	0	0	0	0	0	0.0	
Denis Tsaruk	G	1	0	0	0	0	0	0	0	0	0	0	0	0	0	0	0	0	0	0.0	
Alex Sakellaropoulos	G	1	0	0	0	0	0	0	0	0	0	0	0	0	0	0	0	0	0	0.0	
TOTALS		4	0	0	0	0	0	0	0	0	0	0	0	0	0	0	0	0	0	0.0	
Colten Veloso	F	4	0	0	0	-4	0	0	0	0	0	0	0	0	0	0	0	0	4	0.0	
Mark Esshaki	D	6	0	0	0	-6	2	0	0	0	0	0	0	0	0	0	0	0	8	0.0	
Jack Glover	D	8	0	0	0	-9	4	0	0	0	0	0	0	0	0	0	0	0	8	0.0	
Travis Jeke	D	26	0	0	0	-10	12	0	0	0	0	0	0	0	0	0	0	0	35	0.0	
Austin Lotz	G	42	0	0	0	0	0	0	0	0	0	0	0	0	0	0	0	0	0	0.0	
BENCH		72	1				26													1	

TEAM TOTALS 72 203 322 524 -105 1341 26 50 10 12 25 39 5 19 9 3 13 2070 9.8

GOALIE	GP	MINS	W	L	OTL	SL	SO	EN	GA	GAASOGP	SOW	SA	SVS	SV%
Austin Lotz	42	2323	19	19	1	1	2	5	117	3.02	2	1	1070	953 0.891
Colton Phinney	21	1069	4	8	2	2	0	5	58	3.25	2	0	509	451 0.886
Alex Sakellaropoulos	1	20	0	0	0	0	0	0	1	3.00	0	0	16	15 0.938
TOTALS	4	128	0	1	0	0	0	1	7	3.27	0	0	72	65 0.903
Jamie Phillips	16	869	3	11	1	0	1	5	49	3.38	0	0	452	403 0.892
Denis Tsaruk	1	20	0	1	0	0	0	0	3	9.00	0	0	14	11 0.786

TEAM TOTALS 81 4301 26 39 4 3 3 15 228 3.18 4 1 2061 1833 0.889



Jason Christie

Head Coach/Vice President of Hockey Operations

The ECHL's all-time coaching wins leader, Jason Christie was named head coach of the IceMen on June 6, 2017. Christie became the all-time winningest coach in ECHL history, passing 2012 ECHL Hall of Fame inductee John Marks, with his 492nd career win on Dec. 10, 2015 against Idaho. Christie was head coach of Tulsa from 2015-17 after spending the previous four seasons with the Ontario Reign, leading the club to the Kelly Cup Playoffs in each of his four seasons. The Reign had four straight 40-plus win seasons and three consecutive Pacific Division titles during Christie's time behind the bench. Christie is 573-388-118 in 15 seasons as an ECHL head coach with Peoria, Utah, Ontario, Tulsa and Jacksonville, and has advanced to the Kelly Cup Playoffs on 10 occasions, while winning 40 or more games eight times. He ranks first in ECHL history with 1,079 games coached and is third in ECHL postseason history with 88 games coached while his 43 postseason wins are tied for sixth all-time. Christie was selected as a coach for the ECHL All-Star Game in his first season in 2000-01 and returned for the 2004 All-Star Game. He was an assistant coach with the Chicago Wolves of the American Hockey League in 2008-09 and 2009-10 before being named head coach of the Central Hockey League's Bloomington PrairieThunder in 2010-11. He led Bloomington to a 37-22-7 record and the team's first postseason appearance on his way to being named the CHL Coach of the Year. Christie played the last of his 10 professional seasons with Peoria and led the Rivermen to the 2000 Kelly Cup championship, earning co-Most Valuable Player honors. He played five seasons in the American Hockey League and the International Hockey League, scoring 172 points (58g-114a) in 305 games. Before turning pro, he scored 290 points (115g-175a) in 279 games with Saskatoon in the Western Hockey League. Christie and his wife, Kelley, are parents of two sons, J.D. and Jaxon.

Coaching Record		Regular Season				Playoffs		
Season	Team	Games	W	L	T	Games	W	L
2000-01	Peoria Rivermen (ECHL)	72	45	17	10	14	9	5
2001-02	Peoria Rivermen (ECHL)	72	41	23	8	5	2	3
2002-03	Peoria Rivermen (ECHL)	72	48	17	7	4	1	3
2003-04	Peoria Rivermen (ECHL)	72	45	18	9	8	4	4
2004-05	Peoria Rivermen (ECHL)	72	38	26	8	--	--	--
2005-06	Utah Grizzlies (ECHL)	72	36	30	6	4	0	4
2006-07	Utah Grizzlies (ECHL)	72	22	42	8	--	--	--
2007-08	Utah Grizzlies (ECHL)	72	32	30	10	15	8	7
2010-11	Bloomington (CHL)	66	37	22	7	3	0	3
2011-12	Ontario Reign (ECHL)	72	43	21	8	5	2	3
2012-13	Ontario Reign (ECHL)	72	46	19	7	10	6	4
2013-14	Ontario Reign (ECHL)	71	44	20	7	4	0	4
2014-15	Ontario Reign (ECHL)	72	43	19	10	19	11	8
2015-16	Tulsa Oilers (ECHL)	72	37	30	5	--	--	--
2016-17	Tulsa Oilers (ECHL)	72	27	37	8	--	--	--
2017-18	Jacksonville Icemen (ECHL)	72	26	39	7	--	--	--
	ECHL Totals	1,079	573	388	118	88	43	45

Coaching History

Year	Coach	STD	W	L	T	PTS	Playoffs
2017-18	Jason Christie	5-S	26	39	7	59	Out of Playoffs
2015-16#	Al Sims	5-M	29	33	10	68	Out of Playoffs
2014-15#	Al Sims	7-N	6	30	5	17	Out of Playoffs
	Joshua Beaulieu		0	2	0	0	
	Dwight Mullins		9	16	4	22	
2013-14#	Jeff Pyle	4-N	31	30	11	73	Out of Playoffs
2012-13#	Rich Kromm	5-N	25	40	7	57	Out of Playoffs

2018-19 Schedule

Sat. Oct. 13	South Carolina	Fri. Dec. 14	Atlanta	Sat. Feb. 9	Orlando
Fri. Oct. 19	Orlando	Sat. Dec. 15	Florida	Wed. Feb. 13	Manchester
Thu. Oct. 25	Atlanta	Wed. Dec. 19	South Carolina	Fri. Feb. 15	at Orlando
Fri. Oct. 26	Greenville	Thu. Dec. 20	at Atlanta	Sat. Feb. 16	at South Carolina
Sun. Oct. 28	at Greenville	Fri. Dec. 21	at Atlanta	Wed. Feb. 20	Florida
Fri. Nov. 2	Florida	Thu. Dec. 27	Orlando	Sat. Feb. 23	Norfolk
Sat. Nov. 3	Florida	Fri. Dec. 28	Orlando	Sun. Feb. 24	Norfolk
Tue. Nov. 6	at Orlando	Sat. Dec. 29	at Orlando	Wed. Feb. 27	Atlanta
Thu. Nov. 8	South Carolina	Fri. Jan. 4	at Newfoundland	Fri. Mar. 1	South Carolina
Fri. Nov. 9	at Florida	Sat. Jan. 5	at Newfoundland	Sat. Mar. 2	South Carolina
Sat. Nov. 10	at Florida	Sat. Jan. 12	at Atlanta	Sun. Mar. 3	Florida
Mon. Nov. 12	Norfolk	Sun. Jan. 13	at South Carolina	Fri. Mar. 8	Greenville
Wed. Nov. 14	Florida	Tue. Jan. 15	at South Carolina	Sat. Mar. 9	Greenville
Fri. Nov. 16	Wheeling	Wed. Jan. 16	at Norfolk	Sun. Mar. 10	Atlanta
Sat. Nov. 17	at Greenville	Fri. Jan. 18	at Norfolk	Sun. Mar. 17	at Greenville
Tue. Nov. 20	South Carolina	Sat. Jan. 19	at Norfolk	Wed. Mar. 20	at Norfolk
Wed. Nov. 21	Newfoundland	Mon. Jan. 21	at Atlanta	Fri. Mar. 22	at Norfolk
Fri. Nov. 23	Greenville	Fri. Jan. 25	at Florida	Sat. Mar. 23	at Norfolk
Sat. Nov. 24	Greenville	Sat. Jan. 26	Florida	Thu. Mar. 28	at Greenville
Fri. Nov. 30	at Idaho	Tue. Jan. 29	at Florida	Fri. Mar. 29	Atlanta
Sat. Dec. 1	at Idaho	Fri. Feb. 1	Norfolk	Sat. Mar. 30	Atlanta
Wed. Dec. 5	at Florida	Sat. Feb. 2	Norfolk	Tue. Apr. 2	at Orlando
Fri. Dec. 7	at South Carolina	Wed. Feb. 6	at Orlando	Sat. Apr. 6	at Florida
Wed. Dec. 12	Orlando	Fri. Feb. 8	at Orlando	Sun. Apr. 7	at Orlando

2017-18 Results

Oct. 14	Orlando	4-5*	Dec. 21	Atlanta	4-3	Feb. 10	Atlanta	3-1
Oct. 21	South Carolina	2-3	Dec. 22	at Greenville	3-0	Feb. 11	Allen	1-3
Oct. 26	Atlanta	5-6	Dec. 27	at Orlando	3-4*	Feb. 14	at Norfolk	5-2
Nov. 4	at Greenville	4-5	Dec. 29	at Norfolk	4-3*	Feb. 16	at South Carolina	2-5
Nov. 5	at South Carolina	1-3	Dec. 30	at Norfolk	5-4#	Feb. 19	at Norfolk	4-5*
Nov. 8	at Brampton	5-0	Jan. 3	Atlanta	2-6	Feb. 23	Norfolk	5-3
Nov. 10	at Manchester	1-2	Jan. 5	Orlando	3-5	Feb. 24	at Florida	4-3*
Nov. 11	at Reading	1-5	Jan. 6	Orlando	0-3	Feb. 25	Brampton	4-3*
Nov. 14	South Carolina	5-2	Jan. 7	at Orlando	1-3	Feb. 28	at Florida	2-6
Nov. 17	Florida	3-6	Jan. 10	Greenville	4-2	Mar. 2	Reading	6-1
Nov. 18	at Florida	1-3	Jan. 12	at Florida	2-4	Mar. 9	Florida	2-5
Nov. 21	at Orlando	1-4	Jan. 13	Florida	3-5	Mar. 10	Florida	2-3
Nov. 22	Orlando	4-3*	Jan. 14	at South Carolina	1-3	Mar. 11	at South Carolina	3-6
Nov. 24	Atlanta	1-2	Jan. 19	at Worcester	5-3	Mar. 15	at Atlanta	4-1
Nov. 26	at Atlanta	2-4	Jan. 20	at Manchester	4-2	Mar. 17	at Atlanta	5-4*
Nov. 28	Orlando	6-4	Jan. 21	at Manchester	4-10	Mar. 18	at Norfolk	4-1
Nov. 30	Norfolk	3-4#	Jan. 24	South Carolina	1-0	Mar. 23	at Greenville	2-3
Dec. 2	Norfolk	6-7*	Jan. 26	Greenville	2-1	Mar. 24	at Greenville	2-3
Dec. 6	at Atlanta	1-2	Jan. 27	Greenville	3-1	Mar. 29	at Orlando	1-6
Dec. 8	at Florida	2-4	Jan. 28	Greenville	2-4	Mar. 30	South Carolina	1-3
Dec. 9	at Florida	2-3#	Feb. 1	Atlanta	1-2	Mar. 31	South Carolina	4-1
Dec. 13	Manchester	6-5	Feb. 2	Atlanta	1-4	Apr. 5	Florida	1-5
Dec. 16	Greenville	2-4	Feb. 3	South Carolina	1-2#	Apr. 6	Florida	2-4
Dec. 20	at Florida	2-3	Feb. 6	at Greenville	4-2	Apr. 7	at Florida	1-4

* - Overtime

- Shootout



Bob Ohrablo
President

Bob Ohrablo has more than 30 years experience in the pro sports and entertainment business. He was the leading force behind the return of the Orlando Solar Bears to central Florida and managed various aspects of the team’s marketing, sponsorship/ticket sales, and community efforts. During Ohrablo’s tenure, the Solar Bears were ECHL leaders in many major revenue areas. Ohrablo’s experience spans six professional hockey teams including teams in the NHL, AHL, ECHL, and the IHL. While at the Florida Panthers, Ohrablo led major growth in sponsorship, which contributed to the team being named the 2008 Sports Business Weekly Business Stanley Cup winner. In 2008 and 2009, he co-produced the Bermuda Music Festival with performers such as Beyoncé, Alicia Keys, UB40, and many others. Ohrablo recently served as Executive Director of Visit Orlando, creating corporate partnerships for the largest tourism association in the United States. He is also an adjunct instructor at Endicott College near Boston and teaches a masters-level course in sports sponsorship. Ohrablo believes strongly in community service, having worked closely with the Boys and Girls Clubs of Central Florida, Junior Achievement of Central Florida, and Nap Ford School Foundation Board. In addition, Ohrablo served on Orlando Mayor Buddy Dyer’s Project DTO Committee, creating a 10-year plan for Downtown Orlando. He plans to continue his involvement to help make Jacksonville an even better place to live and work, while leading the city into a new era of pro hockey.

4130 Salisbury Rd., Suite 1340, Jacksonville, FL 32216

Office	(904) 602-7825	Email	info@jacksonvilleicemen.com
Arena	Veterans Memorial Arena	Capacity	8,500
Rink Dimensions	200 x 85	Team Colors	Navy Blue, Black, White
Radio Station	JacksonvilleIcemen.com	Broadcaster	Arley Johnson

Team Directory

Governor/CEO	Ron Geary
President	Bob Ohrablo
Executive Vice President	Scott Einhorn
Vice President of Finance & Administration	Cheryl Griffis
Head Coach/Vice President of Hockey Operations	Jason Christie
Senior Director of Group Events and Operations	Jake Ninko
Senior Director of Season Memberships	Rishi Ragbir
Senior Director of Marketing	Danny Gendzier
Director of Communications	Sarah Ruwe
Senior Manager of Business Development	Alex Wall
Group Sales Managers	Matthew Snider
Athletic Trainer	Scott McLay
Equipment Manager	Nolan Bowker



KALAMAZOO WINGS

2017-18 Results:

34W-31L-4OTL-3SOL 75 PTS.

Fifth, Central Division

NHL Affiliate: Vancouver Canucks

AHL Affiliate: Utica Comets

Year-by-Year Record

Season	Home					Away					Overall					GF	GA	PTS	
	GP	W	L	T	OT	SO	W	L	T	OT	SO	W	L	T	OT				SO
2017-18	72	19	13	4	2-2	0-2	15	18	3	4-2	0-1	34	31	7	6-4	0-3	251	251	75
2016-17	72	20	13	3	2-1	1-2	18	17	1	4-0	2-1	38	30	4	6-1	3-2	222	237	80
2015-16	72	20	13	3	3-2	0-1	18	15	3	2-3	2-0	38	28	6	5-5	2-1	233	230	82
2014-15	72	21	13	2	2-1	1-1	15	17	4	3-2	0-2	36	30	6	5-3	1-3	226	233	78
2013-14	72	22	8	6	2-3	2-3	20	14	2	6-0	2-2	42	22	8	8-3	4-5	224	197	92
2012-13	72	18	15	3	2-1	3-2	16	15	5	4-3	4-2	34	30	8	6-4	7-4	205	215	76
2011-12	72	18	14	4	4-1	0-3	20	12	4	0-1	5-3	38	26	8	4-2	5-6	264	237	84
2010-11	72	21	14	1	2-0	1-1	19	10	7	3-2	0-5	40	24	8	5-2	1-6	255	225	88
2009-10	72	25	7	4	3-2	3-2	17	13	6	2-4	2-2	42	20	10	5-6	5-4	273	243	94

T - Includes Overtime and Shootout Losses

Year-by-Year Results

Season	Finished	Result	Season	Finished	Result
2018	5th, Central	Out of Playoffs	2013	3rd, North	Out of Playoffs
2017	4th, Central	Lost Division Semifinals	2012	1st, North	Lost Conference Finals
2016	3rd, North	Lost Conference Quarterfinals	2011	1st, North	Lost Kelly Cup Finals
2015	3rd, North	Lost Division Semifinals	2010	1st, North	Lost Conference Quarterfinals
2014	1st, North	Lost Conference Quarterfinals			

All-Time Record vs. Other Clubs

Team	W-L-T	Team	W-L-T	Team	W-L-T	Team	W-L-T
Adirondack	2-2-1	Greenville	9-7-0	Newfoundland	0-0-0	Tulsa	2-0-0
Allen	2-0-0	Idaho	2-1-0	Norfolk	5-2-0	Utah	2-1-0
Atlanta	13-6-2	Indy	9-9-3	Orlando	8-7-1	Wheeling	25-20-7
Brampton	18-6-3	Jacksonville	0-0-0	Rapid City	1-0-0	Wichita	4-2-0
Cincinnati	44-33-11	Kansas City	2-2-1	Reading	14-11-2	Worcester	0-0-0
Florida	9-12-3	Maine	0-0-0	South Carolina	7-8-2		
Fort Wayne	35-30-3	Manchester	0-3-1	Toledo	56-37-12		

Web - KWings.com

Twitter - [@KalamazooWings](https://twitter.com/KalamazooWings)

96 - Kalamazoo Wings

Club Records**Players**

Most Points, Season	80	Trent Daavettilla and Kory Karlander, 2010-11
Most Points, Game	5	six times, most recent: Aaron Irving vs. Wheeling, Feb. 21, 2018
Most Goals, Season	38	Andrew Fournier, 2010-11
Most Goals, Game	4	Aaron Irving vs. Wheeling, Feb. 21, 2018 Matt Jones vs. Toledo, Dec. 5, 2010
Most Assists, Season	56	Trent Daavettilla, 2011-12
Most Assists, Game	4	four times, most recent: Mathieu Curadeau at Reading, Mar. 4, 2010
Most PIM, Season	170	Darryl Bootland, 2011-12
Most PIM, Game	22	Elgin Reid vs. Toledo, Feb. 3, 2012

Goaltenders

Most Appearances	64	Joel Martin, 2015-16
Most Minutes Played	3,777	Joel Martin, 2015-16
Most Wins	36	Joel Martin, 2015-16
Most Losses	24	Joel Martin, 2012-13
Most Overtime Losses	7	Joel Martin, 2012-13
Most Shots	2,269	Joel Martin, 2015-16
Most Saves	2,084	Joel Martin, 2015-16
Most Shutouts	3	Joel Martin, 2015-16 Joel Martin, 2013-14 Ryan Nie, 2009-10
Lowest GAA	2.35	Jordan Binnington, 2013-14
Best Save Percentage	.924	Joel Martin, 2012-13

Team

Most Points	94	2009-10
Fewest Points	75	2017-18
Most Wins	42	2013-14 2009-10
Fewest Wins	34	2017-18 2012-13
Most Losses	31	2017-18
Fewest Losses	20	2009-10
Most Goals	273	2009-10
Fewest Goals Against	197	2013-14
Most Penalty Minutes	1,325	2009-10

Longest Winning Streak

Overall	8	Mar. 22-Apr. 6, 2016 Mar. 1-17, 2014
Home	6	Feb. 12-Mar. 6, 2011 Jan. 2-30, 2010; Feb. 12-28, 2010
Road	7	Mar. 13-Apr. 6, 2016

Longest Winless Streak

Overall	9	Nov. 12-Dec. 13, 2014
Home	7	Nov. 12-Dec. 3, 2014
Road	9	Jan. 13-Feb. 17, 2010

Regular Season Game Attendance Record

5,576 vs. Evansville, Oct. 26, 2013

Postseason Game Attendance Record

3,863 vs. Alaska, May 20, 2011

Regular Season Attendance Record

123,602, 2009-10

Playoff Record vs. Current Teams

	<u>Series</u>	<u>W</u>	<u>L</u>	<u>GP</u>	<u>W</u>	<u>L</u>	<u>GF</u>	<u>GA</u>	<u>Last Mtg</u>	<u>Rnd</u>	<u>Result</u>
Florida	2	1	1	9	4	5	21	30	2012	CF	L 1-4
Fort Wayne	1	0	1	5	1	4	11	19	2015	DSF	L 1-4
Greenville	1	0	1	6	2	4	13	14	2014	CQF	L 2-4
Reading	2	1	1	9	6	3	38	35	2011	CSF	W 4-0
South Carolina	2	1	1	10	5	5	30	30	2016	CQF	L 1-4
Toledo	1	0	1	7	3	4	25	26	2017	DSF	L 3-4
Wheeling	2	2	0	10	7	3	36	21	2012	CQF	W 3-1

All-Time Playoff Results

<u>Year</u>	<u>Round</u>	<u>Opponent</u>	<u>Result</u>	<u>GF</u>	<u>GA</u>	<u>OT</u>	<u>Year</u>	<u>Round</u>	<u>Opponent</u>	<u>Result</u>	<u>GF</u>	<u>GA</u>	<u>OT</u>
2017	DSF	Toledo	L 3-4	25	26	0-0	2011	Finals	Alaska	L 1-4	14	21	0-1
2016	CQF	South Carolina	L 1-4	11	20	0-0		CF	Wheeling	W 4-2	22	12	0-1
2015	DSF	Fort Wayne	L 1-4	11	19	0-0		CSF	Reading	W 4-0	23	15	0-0
2014	CQF	Greenville	L 2-4	13	14	0-2		CQF	Florida	W 3-1	14	9	0-0
2012	CF	Florida	L 1-4	7	21	0-0	2010	CQF	Reading	L 2-3	15	20	2-1
	CSF	South Carolina	W 4-1	19	10	0-0							
	CQF	Wheeling	W 3-1	14	9	0-0							

2017-18 Regular Season Statistics

<u>PLAYER</u>	<u>Pos</u>	<u>GP</u>	<u>G</u>	<u>A</u>	<u>PTS</u>	<u>+/-</u>	<u>PIM</u>	<u>PP</u>	<u>PPA</u>	<u>SH</u>	<u>SHA</u>	<u>GW</u>	<u>FG</u>	<u>OT</u>	<u>UA</u>	<u>EN</u>	<u>SOG</u>	<u>SOA</u>	<u>Shots</u>	<u>Sh%</u>
Josh Pitt	F	64	31	26	57	-6	47	13	7	1	1	3	8	0	1	0	0	3	185	16.8
Justin Taylor	F	62	35	21	56	-15	63	10	4	2	0	3	4	1	2	3	0	3	233	15.0
Brendan Bradley	F	72	15	38	53	22	24	3	6	0	0	4	1	2	2	0	0	0	136	11.0
Aaron Irving	D	60	15	33	48	4	87	1	13	0	0	1	0	1	2	0	0	0	198	7.6
Jimmy Mullin	F	68	21	24	45	-2	38	5	7	0	0	2	5	0	1	1	0	2	156	13.5
Kyle Blaney	F	63	10	35	45	-14	18	1	9	0	0	3	1	0	1	2	0	1	111	9.0
Kyle Bushee	D	69	10	32	42	-12	41	2	19	1	0	1	0	0	1	1	0	0	177	5.7
Danny Moynihan	F	48	14	27	41	-23	19	2	10	0	0	2	5	0	1	0	1	2	161	8.7
Tyler Biggs	F	55	18	21	39	-20	60	7	5	0	1	3	3	0	1	0	0	1	167	10.8
Eric Kattelus	D	54	11	28	39	16	43	3	9	0	1	3	1	0	2	1	0	0	104	10.6
Lane Scheidl	F	56	18	19	37	-8	44	4	2	1	0	1	2	0	0	1	0	0	169	10.7
J.T. Stenglein	F	49	11	20	31	9	12	1	3	0	0	2	2	0	1	0	0	0	121	9.1
Tyler Heinonen	F	53	14	13	27	5	25	0	3	0	1	2	4	0	1	1	0	2	149	9.4
Scott Henegar	F	63	11	12	23	3	51	0	0	0	0	0	1	0	2	0	0	0	129	8.5
Sean O'Rourke	D	56	3	10	13	15	7	0	0	0	1	0	0	0	0	0	0	1	50	6.0
Mackenze Stewart	D	56	4	8	12	-5	55	0	0	0	0	1	0	0	0	0	0	0	93	4.3
Ben Wilson	D	48	3	8	11	-2	40	1	0	0	0	0	1	0	0	0	0	0	53	5.7
Anton Cederholm	D	31	3	7	10	21	26	0	0	0	0	1	1	0	0	0	0	0	32	9.4
Jon Jutzi	D	50	2	7	9	-22	2	1	3	0	0	1	0	1	0	0	0	1	67	3.0
Charlie Vasaturo	D	50	1	7	8	-18	16	0	0	0	0	0	0	0	0	0	0	0	67	1.5
Peter Schneider	F	5	0	7	7	4	12	0	1	0	0	0	0	0	0	0	0	0	20	0.0
Garret Cockerill	D	8	1	5	6	5	11	0	2	0	0	1	0	1	0	0	0	0	8	12.5
Eric Ylitalo	F	6	0	1	1	2	0	0	0	0	0	0	0	0	0	0	0	0	5	0.0
TOTALS		9	0	2	2	3	0	0	0	0	0	0	0	0	0	0	0	1	7	0.0
Colin Murray	F	5	0	1	1	0	2	0	0	0	0	0	0	0	0	0	0	0	7	0.0
TOTALS		14	0	2	2	-4	4	0	0	0	0	0	0	0	0	0	0	0	20	0.0
Joel Martin	G	49	0	2	2	0	9	0	0	0	0	0	0	0	0	0	0	0	0	0.0
Michael Garteig	G	24	0	0	0	0	0	0	0	0	0	0	0	0	0	0	0	0	0	0.0
BENCH		72	0				12													0

TEAM TOTALS **72 251 412 663 -41 764 54 103 5 5 34 39 6 18 10 1 16 2598 9.7**

<u>GOALIE</u>	<u>GP</u>	<u>MINS</u>	<u>W</u>	<u>L</u>	<u>OTL</u>	<u>SL</u>	<u>SO</u>	<u>EN</u>	<u>GA</u>	<u>GAASOGP</u>	<u>SOW</u>	<u>SA</u>	<u>SVS</u>	<u>SV%</u>
Joel Martin	49	2930	22	21	3	2	0	4	153	3.13	2	0	1549	1396 0.901
Michael Garteig	24	1403	12	10	1	1	0	2	89	3.81	1	0	789	700 0.887
TEAM TOTALS	73	4333	34	31	4	3	0	6	242	3.35	3	0	2338	2096 0.896



Nick Bootland

Head Coach/Director of Hockey Operations

Nick Bootland is in his 11th season as head coach and director of hockey operations for Kalamazoo having been named to the position on May 29, 2008. He has led the K-Wings to the North Division title in four of their nine seasons in the ECHL and to seven appearances in the Kelly Cup Playoffs. Bootland enters the 2018-19 season tied for seventh in ECHL history with 648 games coached and tied for eighth with 342 wins. Bootland played two seasons in the ECHL for Cincinnati from 2001-03 and had 98 points (44g-54a) and 216 penalty minutes in 114 regular season games and 18 points (10g-8a) and 21 penalty minutes in 18 Kelly Cup Playoff games. He helped the Cyclones reach the conference finals in 2003 where they lost in to eventual Kelly Cup champion Atlantic City in seven games. He played four seasons for Kalamazoo, including the last three years of his career from 2005-08, and had 260 points (131g-129a) and 351 penalty minutes in 241 regular season games and 38 points (22g-16a) and 45 penalty minutes in 33 playoff games. He led the league his last season with 46 goals and 19 power-play goals while finishing tied for third with 82 points in 73 games. Bootland was named the Most Valuable Player of the playoffs in 2006 when he had 10 goals and 16 points in 13 games to help the K-Wings capture their first championship in 26 years. Selected in the ninth round (220th overall) by Dallas in the 1996 NHL Entry Draft, he played seven seasons in the American Hockey League with Cleveland and Hershey and had 58 points (23g-35a) and 365 penalty minutes in 258 regular season games and seven points (3g-4a) and 43 penalty minutes in 23 playoff games. Bootland and his wife, Christine, reside in Kalamazoo, Mich. with their children, Makayla and Breckyn.

Coaching Record

<u>Season</u>	<u>Team</u>	<u>Regular Season</u>				<u>Playoffs</u>		
		<u>Games</u>	<u>W</u>	<u>L</u>	<u>T</u>	<u>Games</u>	<u>W</u>	<u>L</u>
2008-09	Kalamazoo (IHL)	76	44	29	3	6	2	4
2009-10	Kalamazoo Wings (ECHL)	72	42	20	10	5	2	3
2010-11	Kalamazoo Wings (ECHL)	72	40	24	8	19	12	7
2011-12	Kalamazoo Wings (ECHL)	72	38	26	8	14	8	6
2012-13	Kalamazoo Wings (ECHL)	72	34	30	8	--	--	--
2013-14	Kalamazoo Wings (ECHL)	72	42	22	8	6	2	4
2014-15	Kalamazoo Wings (ECHL)	72	36	30	6	5	1	4
2015-16	Kalamazoo Wings (ECHL)	72	38	28	6	5	1	4
2016-17	Kalamazoo Wings (ECHL)	72	38	30	4	7	3	4
2017-18	Kalamazoo Wings (ECHL)	72	34	31	7	--	--	--
ECHL Totals		648	342	241	65	61	29	32

Coaching History

<u>Year</u>	<u>Coach</u>	<u>STD</u>	<u>W</u>	<u>L</u>	<u>T</u>	<u>PTS</u>	<u>Playoffs</u>
2017-18	Nick Bootland	5-C	34	31	7	75	Out of Playoffs
2016-17	Nick Bootland	4-C	38	30	4	80	Lost Division Semifinals
2015-16	Nick Bootland	3-N	38	28	6	82	Lost Conference Quarterfinals
2014-15	Nick Bootland	3-N	36	30	6	78	Lost Division Semifinals
2013-14	Nick Bootland	1-N	42	22	8	92	Lost Conference Quarterfinals
2012-13	Nick Bootland	3-N	34	30	8	76	Out of Playoffs
2011-12	Nick Bootland	1-N	38	26	8	84	Lost Conference Finals
2010-11	Nick Bootland	1-N	40	24	8	88	Lost Kelly Cup Finals
2009-10	Nick Bootland	1-N	42	20	10	94	Lost Conference Quarterfinals

2018-19 Schedule

Sat. Oct. 13	at Indy	Sat. Dec. 15	Brampton	Sat. Feb. 16	Adirondack
Fri. Oct. 19	Fort Wayne	Sun. Dec. 16	Wichita	Sun. Feb. 17	at Toledo
Sat. Oct. 20	at Fort Wayne	Wed. Dec. 19	Toledo	Mon. Feb. 18	at Brampton
Fri. Oct. 26	at Cincinnati	Fri. Dec. 21	at Fort Wayne	Wed. Feb. 20	at Cincinnati
Sat. Oct. 27	Cincinnati	Sat. Dec. 22	Indy	Sat. Feb. 23	at Kansas City
Tue. Oct. 30	Toledo	Thu. Dec. 27	at Fort Wayne	Wed. Feb. 27	Toledo
Fri. Nov. 2	Cincinnati	Fri. Dec. 28	Wheeling	Fri. Mar. 1	Fort Wayne
Sat. Nov. 3	at Fort Wayne	Sat. Dec. 29	Toledo	Sat. Mar. 2	at Indy
Sun. Nov. 4	Idaho	Mon. Dec. 31	Indy	Sun. Mar. 3	Cincinnati
Fri. Nov. 9	Toledo	Fri. Jan. 4	at Toledo	Fri. Mar. 8	Fort Wayne
Sat. Nov. 10	Brampton	Sat. Jan. 5	at Cincinnati	Sat. Mar. 9	Indy
Thu. Nov. 15	at Toledo	Fri. Jan. 11	Brampton	Sun. Mar. 10	Wheeling
Sat. Nov. 17	at Cincinnati	Sun. Jan. 13	at Fort Wayne	Fri. Mar. 15	at Toledo
Wed. Nov. 21	at Cincinnati	Wed. Jan. 16	at Fort Wayne	Sat. Mar. 16	at Cincinnati
Fri. Nov. 23	Fort Wayne	Fri. Jan. 18	Cincinnati	Sun. Mar. 17	Toledo
Sat. Nov. 24	at Indy	Sat. Jan. 19	Toledo	Wed. Mar. 20	at Fort Wayne
Tue. Nov. 27	Wheeling	Fri. Jan. 25	Rapid City	Sat. Mar. 23	Wheeling
Fri. Nov. 30	at Reading	Sat. Jan. 26	at Indy	Wed. Mar. 27	at Fort Wayne
Sat. Dec. 1	at Wheeling	Sun. Jan. 27	Indy	Fri. Mar. 29	at Indy
Fri. Dec. 7	Indy	Sat. Feb. 2	at Wheeling	Sat. Mar. 30	at Toledo
Sat. Dec. 8	Tulsa	Wed. Feb. 6	Indy	Sun. Mar. 31	at Wheeling
Sun. Dec. 9	Cincinnati	Fri. Feb. 8	at Indy	Wed. Apr. 3	at Wichita
Wed. Dec. 12	at Brampton	Sat. Feb. 9	at Kansas City	Fri. Apr. 5	at Tulsa
Fri. Dec. 14	Wheeling	Thu. Feb. 14	Fort Wayne	Sat. Apr. 6	at Tulsa

2017-18 Results

Oct. 14	at Cincinnati	3-2*	Dec. 22	Toledo	4-1	Feb. 14	Quad City	3-5
Oct. 21	Brampton	5-2	Dec. 28	Indy	3-5	Feb. 16	at Quad City	3-6
Oct. 22	at Brampton	5-4	Dec. 29	at Toledo	2-3	Feb. 17	Toledo	3-6
Oct. 25	Kansas City	3-4#	Dec. 31	Quad City	6-1	Feb. 18	at Cincinnati	4-5*
Oct. 28	Cincinnati	5-3	Jan. 3	at Fort Wayne	8-3	Feb. 21	Wheeling	6-5*
Nov. 1	Cincinnati	3-4	Jan. 5	at Kansas City	2-4	Feb. 24	at Cincinnati	1-2
Nov. 4	at Toledo	2-5	Jan. 6	at Wichita	6-2	Mar. 2	at Brampton	1-2
Nov. 5	Fort Wayne	6-3	Jan. 7	at Wichita	3-2*	Mar. 3	Brampton	7-4
Nov. 10	Adirondack	1-4	Jan. 10	at Idaho	2-6	Mar. 4	Cincinnati	1-3
Nov. 11	Adirondack	2-5	Jan. 12	at Idaho	3-2	Mar. 9	Fort Wayne	2-6
Nov. 17	at Indy	2-6	Jan. 13	at Idaho	3-2*	Mar. 10	Indy	3-4*
Nov. 23	at Brampton	2-3*	Jan. 19	at Quad City	8-2	Mar. 11	at Fort Wayne	6-3
Nov. 24	Kansas City	5-2	Jan. 20	Quad City	4-5#	Mar. 13	Brampton	3-5
Nov. 26	at Wichita	1-4	Jan. 21	Indy	6-2	Mar. 17	Cincinnati	4-1
Nov. 29	at Kansas City	4-1	Jan. 24	at Wheeling	2-6	Mar. 21	at Fort Wayne	3-2*
Dec. 1	at Kansas City	3-4	Jan. 26	Fort Wayne	7-4	Mar. 22	Wichita	5-3
Dec. 2	at Wichita	3-7	Jan. 27	Indy	3-5	Mar. 25	at Toledo	1-4
Dec. 8	Quad City	5-2	Jan. 28	Indy	2-5	Mar. 27	at South Carolina	1-2
Dec. 9	Orlando	2-1*	Feb. 1	Rapid City	2-1	Mar. 28	at Atlanta	4-3
Dec. 10	Wichita	3-2	Feb. 2	at Quad City	2-6	Mar. 30	at Norfolk	3-2
Dec. 15	Atlanta	6-3	Feb. 7	Tulsa	9-6	Mar. 31	at Norfolk	1-2
Dec. 16	Brampton	4-5*	Feb. 9	at Brampton	4-2	Apr. 6	at Quad City	4-5#
Dec. 17	at Toledo	4-5	Feb. 10	Indy	6-4	Apr. 7	Brampton	1-2
Dec. 20	at Indy	2-1	Feb. 11	Indy	2-4	Apr. 8	at Indy	1-2

* - Overtime

- Shootout



Toni Daniels
Governor/Business Operations Director

A lifelong resident of the Kalamazoo area, and a proud Western Michigan University graduate, Toni Daniels arrived to the Kalamazoo Wings Hockey Club in March 2015, as the team's director of sales. Since then, her sole effort has been to help continue the year-over-year growth of the hockey club's corporate partnerships and attendance growth. In early 2017, Daniels was named as the team's alternate governor and business operations director and oversees the day-to-day operations of the team. Prior to her tenure with the Wings, she spent time in banking and was chamber executive vice president at Southwest Michigan First, where her efforts were centered towards the growth of small business in the Chamber of Commerce. As an active member of the community, Daniels sits on the boards of Buy Local Kalamazoo, the TriKats Triathlon Club, the Kalamazoo Strong Organization and the Friends of Kalamazoo Parks and Rec. Daniels is an avid athlete who has completed over 50 triathlons, 20 half-marathons, four full marathons, and two Ironman competitions. Toni resides in the Kalamazoo area with her husband, Mike, who serves the community as a Michigan State Trooper, and their three kids, Kayden, Landon and Chloe.

3600 Vanrick Drive, Kalamazoo, MI 49001

Office	(269) 345-1125	Email	iberky@kwings.com
Arena	Wings Event Center	Capacity	5,113
Rink Dimensions	200 x 85	Team Colors	Red, White, Blue
Radio Station	1660 WQLR, The Fan	Broadcaster	Isaac Berky

Team Directory

Owner	William D. Johnston
Governor/Business Operations Director	Toni Daniels
Director of Hockey Operations/Head Coach	Nick Bootland
Assistant Coach	Joel Martin
Office Manager	Keli Ekola
Game Operations/Community Relations Manager	Brandon Nelson
Senior Sales Manager	Jason Kane
Director of Public Relations/Broadcaster	Isaac Berky
Video Producer	Tim Hindbaugh
Sales Associates	Ben Ruhlman and Michael Kiel
Sales Manager	Justin Ferrell
Athletic Trainer	Scott Allison
Equipment Manager	Brent Overkamp



KANSAS CITY MAVERICKS

2017-18 Results

34W-32L-4OTL-2SOL 74 PTS.

Sixth, Central Division

NHL Affiliate: Calgary Flames

AHL Affiliate: Stockton Heat

Year-by-Year Record

Season	GP	Home					Away					Overall					GF	GA	PTS
		W	L	T	OT	SO	W	L	T	OT	SO	W	L	T	OT	SO			
2017-18	72	18	16	2	1-0	1-2	16	16	4	3-4	2-0	34	32	6	4-4	3-2	204	223	74
2016-17	72	19	14	3	5-1	1-2	14	16	6	3-3	2-3	33	30	9	8-4	3-5	233	241	75
2015-16	72	29	6	1	3-0	0-1	23	9	4	3-3	2-1	52	15	5	6-3	2-2	234	162	109
2014-15	72	14	18	4	0-1	1-3	14	17	5	3-4	1-1	28	35	9	3-5	2-4	193	231	65

T - Includes Overtime and Shootout Losses

Year-by-Year Results

Season	Finished	Result
2018	6th, Central	Out of Playoffs
2017	5th, Mountain	Out of Playoffs
2016	1st Central	Lost Conference Semifinals
2015	6th, Central	Out of Playoffs

All-Time Record vs. Other Clubs

Team	W-L-T	Team	W-L-T	Team	W-L-T	Team	W-L-T
Adirondack	0-0-0	Greenville	0-1-0	Newfoundland	0-0-0	Tulsa	28-11-3
Allen	15-23-3	Idaho	2-2-2	Norfolk	0-0-0	Utah	1-4-2
Atlanta	1-1-0	Indy	10-4-1	Orlando	1-1-0	Wheeling	0-0-0
Brampton	5-2-2	Jacksonville	0-0-0	Rapid City	7-11-3	Wichita	28-17-3
Cincinnati	6-3-1	Kalamazoo	3-2-0	Reading	0-0-0	Worcester	0-0-0
Florida	1-1-0	Maine	0-0-0	South Carolina	0-1-0		
Fort Wayne	6-6-3	Manchester	0-0-0	Toledo	2-6-0		

Web - KCMavericks.com

Twitter - [@KC_Mavericks](https://twitter.com/KC_Mavericks)

102 - Kansas City Mavericks

Club Records

Players

Most Points, Season	76	Dane Fox, 2016-17
Most Points, Game	5	Eric Freschi vs. Wichita, Dec. 23, 2017
Most Goals, Season	36	Andrew Courtney, 2014-15
Most Goals, Game	3	10 times, most recent: Matt Robertson vs. Tulsa, Apr. 2, 2018
Most Assists, Season	53	Sebastien Thinel, 2014-15
Most Assists, Game	4	three times, most recent: Patch Alber vs. Quad City, Nov. 18, 2017
Most PIM, Season	138	Dane Fox, 2016-17
Most PIM, Game	31	Ryley Grantham vs. Rapid City, Feb. 17, 2015

Goaltenders

Most Appearances	40	Mike Clemente, 2014-15
Most Minutes	2,209	Josh Robinson, 2016-17
Most Wins	28	Josh Robinson, 2015-16
Most Losses	19	Josh Robinson, 2016-17
Most Overtime Losses	5	Josh Robinson, 2016-17
Most Shots	1,187	Josh Robinson, 2016-17
Most Saves	1,065	Josh Robinson, 2016-17
Most Shutouts	3	Parker Milner, 2015-16
Lowest GAA	1.88	Josh Robinson, 2015-16
Best Save Percentage	.931	Josh Robinson, 2015-16

Team

Most Points	109	2015-16
Fewest Points	65	2014-15
Most Wins	52	2015-16
Fewest Wins	28	2014-15
Most Losses	35	2014-15
Fewest Losses	15	2015-16
Most Goals Scored	234	2015-16
Fewest Goals Against	162	2015-16
Most Penalty Minutes	1,426	2014-15

Longest Winning Streak

Overall	14	Nov. 4-Dec. 5, 2015
Home	14	Oct. 24, 2015-Jan. 2, 2016
Road	8	Nov. 4-Dec. 2, 2015

Longest Winless Streak

Overall	8	Feb. 2-18, 2018
Home	7	Dec. 20, 2014-Jan. 7, 2015
Road	7	Jan. 10-Feb. 18, 2015

Regular Season Game Attendance Record

5,852 vs. Tulsa, Jan. 23, 2016

Postseason Game Attendance Record

5,800 vs. Allen, Apr. 30, 2016

Regular Season Attendance Record

191,427, 2014-15

Playoff Record vs. Current Teams

	<u>Series</u>	<u>W</u>	<u>L</u>	<u>GP</u>	<u>W</u>	<u>L</u>	<u>GF</u>	<u>GA</u>	<u>Last Mtg</u>	<u>Rnd</u>	<u>Result</u>
Allen	1	0	1	6	2	4	12	19	2016	CSF	L 2-4

All-Time Playoff Results

<u>Year</u>	<u>Round</u>	<u>Opponent</u>	<u>Result</u>	<u>GF</u>	<u>GA</u>	<u>OT</u>	<u>Year</u>	<u>Round</u>	<u>Opponent</u>	<u>Result</u>	<u>GF</u>	<u>GA</u>	<u>OT</u>
2016	CSF	Allen	L 2-4	12	19	0-0							
	CQF	Quad City	W 4-0	16	7	0-0							

2017-18 Regular Season Statistics

<u>PLAYER</u>	<u>Pos</u>	<u>GP</u>	<u>G</u>	<u>A</u>	<u>PTS</u>	<u>+/-</u>	<u>PIM</u>	<u>PP</u>	<u>PPA</u>	<u>SH</u>	<u>SHA</u>	<u>GW</u>	<u>EG</u>	<u>OT</u>	<u>UA</u>	<u>EN</u>	<u>SOG</u>	<u>SOA</u>	<u>Shots</u>	<u>Sh%</u>	
Mark Cooper	F	68	23	24	47	-16	60	6	8	0	0	1	4	0	1	1	1	2	240	9.6	
Matt Robertson	F	41	26	19	45	9	8	5	9	0	0	4	3	1	1	1	1	3	132	19.7	
Jared VanWormer	F	70	22	20	42	-6	27	14	2	0	0	5	4	0	0	1	0	0	163	13.5	
Shawn Pauly	F	68	24	17	41	-6	29	4	5	1	0	4	5	1	2	2	1	3	165	14.5	
Patch Alber	D	71	5	35	40	6	54	0	16	0	1	2	0	0	0	0	0	0	143	3.5	
Bryce Aneloski	D	70	5	32	37	-19	30	1	19	0	0	1	0	0	0	1	0	0	221	2.3	
Mike McMurtry	F	31	15	18	33	-4	12	5	7	0	0	3	2	1	0	0	1	3	93	16.1	
Jordan Kwas	F	65	11	22	33	-18	31	3	3	0	0	1	3	0	1	0	2	3	102	10.8	
Corey Durocher	F	21	6	8	14	2	2	0	1	0	0	2	0	0	0	0	0	0	61	9.8	
TOTALS		50	10	14	24	5	17	0	2	1	0	2	0	0	0	0	0	0	103	9.7	
Eric Freschi	F	50	7	17	24	4	77	0	0	0	0	1	0	0	0	0	0	0	1	99	7.1
Greg Betzold	F	50	7	15	22	-7	34	2	1	0	0	0	1	0	1	0	0	0	124	5.6	
Justin Breton	F	37	5	16	21	0	19	0	0	0	0	0	1	0	2	1	0	0	140	3.6	
Alex Brooks	D	67	4	16	20	-12	4	1	5	0	0	0	1	0	2	0	0	0	71	5.6	
Hunter Smith	F	35	9	8	17	-9	47	2	3	0	0	1	2	0	0	0	0	0	67	13.4	
Nate Widman	D	70	4	12	16	-6	25	1	0	0	0	1	0	0	0	0	0	0	62	6.5	
Darren Nowick	F	22	6	9	15	-3	14	3	2	0	0	2	1	1	1	1	0	1	48	12.5	
Dan Correale	F	31	6	9	15	-12	23	0	2	1	0	0	2	0	0	0	0	1	52	11.5	
Kayle Doetzel	D	48	3	9	12	-4	39	0	0	0	0	1	0	0	0	0	0	0	47	6.4	
Troy Donnay	D	49	3	9	12	-1	72	0	3	0	0	1	1	0	0	0	0	0	46	6.5	
Tyler Elbrecht	D	72	1	8	9	-1	155	0	0	0	0	0	0	0	0	0	0	0	49	2.0	
C.J. Eick	F	22	1	5	6	-3	8	0	2	0	0	0	0	0	0	0	0	0	45	2.2	
TOTALS		58	2	6	8	-15	28	0	2	0	0	0	1	0	0	0	0	0	78	2.6	
Danny Smith	F	26	2	5	7	-5	34	0	1	0	0	1	1	0	1	0	0	0	37	5.4	
John Schiavo	F	20	3	3	6	1	4	0	0	0	0	0	1	0	0	0	0	0	1	32	9.4
Rocco Carzo	F	12	2	3	5	-5	4	1	1	0	0	0	0	0	0	0	0	0	1	23	8.7
Brogan O'Brien	F	4	1	1	2	1	2	0	0	1	0	0	0	0	1	0	0	0	1	100.0	
Garrett Klotz	F	3	0	1	1	0	14	0	0	0	0	0	0	0	0	0	0	0	1	0.0	
Nicholas Miglio	F	11	0	1	1	-2	10	0	0	0	0	0	0	0	0	0	0	0	14	0.0	
Mason McDonald	G	27	0	1	1	0	28	0	0	0	0	0	0	0	0	0	0	0	2	0.0	
Tyler Parsons	G	28	0	1	1	0	0	0	0	0	0	0	0	0	0	0	0	0	0	0.0	
Kent Nusbaum	G	1	0	0	0	0	0	0	0	0	0	0	0	0	0	0	0	0	0	0.0	
Kent Patterson	G	2	0	0	0	0	0	0	0	0	0	0	0	0	0	0	0	0	0	0.0	
Logan DeNoble	F	3	0	0	0	-1	0	0	0	0	0	0	0	0	0	0	0	0	11	0.0	
Chris Nell	G	4	0	0	0	0	0	0	0	0	0	0	0	0	0	0	0	0	0	0.0	
Josh Erickson	F	5	0	0	0	-1	0	0	0	0	0	0	0	0	0	0	0	0	3	0.0	
Mavric Parks	G	5	0	0	0	0	0	0	0	0	0	0	0	0	0	0	0	0	0	0.0	
Ales Sova	D	6	0	0	0	-5	4	0	0	0	0	0	0	0	0	0	0	0	1	0.0	
Adam Carlson	G	9	0	0	0	0	0	0	0	0	0	0	0	0	0	0	0	0	0	0.0	
TOTALS		16	0	0	0	0	0	0	0	0	0	0	0	0	0	0	0	0	0	0.0	
BENCH		72	3				34												3		
TEAM TOTALS		72	204	344	545	-123	904	48	90	3	1	31	32	4	13	8	6	19	2298	8.8	

<u>GOALIE</u>	<u>GP</u>	<u>MINS</u>	<u>W</u>	<u>L</u>	<u>OTL</u>	<u>SL</u>	<u>SO</u>	<u>EN</u>	<u>GA</u>	<u>GAASOGP</u>	<u>SOW</u>	<u>SA</u>	<u>SVS</u>	<u>SV%</u>
Mavric Parks	5	296	2	3	0	0	1	2	12	2.43	0	0	139	127 0.914
Chris Nell	4	240	3	1	0	0	0	0	10	2.50	0	0	109	99 0.908
Adam Carlson	9	551	5	1	2	1	1	0	19	2.07	1	0	243	224 0.922
TOTALS	16	891	6	3	3	1	1	1	38	2.56	1	0	399	361 0.905
Tyler Parsons	28	1576	12	12	2	0	1	2	83	3.16	0	0	849	766 0.902
Mason McDonald	27	1538	11	14	0	1	0	4	81	3.16	3	2	762	681 0.894
Kent Patterson	2	125	1	1	0	0	0	0	7	3.37	1	1	70	63 0.900
Kent Nusbaum	1	8	0	0	0	0	0	0	1	7.73	0	0	3	2 0.667
TEAM TOTALS	76	4334	34	32	4	2	3	8	213	2.95	5	3	2175	1962 0.902



John-Scott Dickson
Head Coach/Director of Hockey Operations

John-Scott Dickson enters his third season as Kanass City’s head coach and director of hockey operations after being named to the position on June 30, 2016. Prior to taking over as Mavericks’ head coach in 2016-17, the 33-year-old spent two years as an assistant to former Mavericks’ head coach Richard Matvichuk. Dickson skated as a player/assistant coach in 2014-15 before stepping behind the bench as a full time assistant last season. He played four seasons for the Mavericks and amassed 154 points (75g,-79a) along with 75 penalty minutes over 220 games. In addition to his regular season numbers, Dickson posted 15 points (10g-5a) in 26 Central Hockey League playoff games with the Mavericks. Dickson also played parts of four seasons in the ECHL with Alaska, Gwinnett and Idaho recording 30 points (9g-21a) in 73 games. Prior to his professional playing career, Dickson spent five seasons each with the Ontario Hockey League’s Windsor Spitfires and the University of New Brunswick in Canadian Interuniversity Sport. He piled up 214 points (94g-120a) in 306 games with Windsor and 142 points (68g, 74a) in 188 games with the Varsity Reds. In 2014 Dickson was selected, in a fan vote, number three out of the top 10 most popular players in Mavericks’ history.

Coaching Record		Regular Season				Playoffs		
<u>Season</u>	<u>Team</u>	<u>Games</u>	<u>W</u>	<u>L</u>	<u>T</u>	<u>Games</u>	<u>W</u>	<u>L</u>
2016-17	Missouri Mavericks (ECHL)	72	33	30	9	--	--	--
2017-18	Kansas City Mavericks (ECHL)	72	34	32	6	--	--	--
	ECHL Totals	144	67	62	15	--	--	--

Coaching History

<u>Year</u>	<u>Coach</u>	<u>STD</u>	<u>W</u>	<u>L</u>	<u>T</u>	<u>PTS</u>	<u>Playoffs</u>
2017-18	John-Scott Dickson	6-C	34	32	6	74	Out of Playoffs
2016-17	John-Scott Dickson	5-M	33	30	9	75	Out of Playoffs
2015-16	Richard Matvichuk	1-C	52	15	5	109	Lost Conference Semifinals
2014-15	Richard Matvichuk	6-C	28	35	9	65	Out of Playoffs

2018-19 Schedule

Fri. Oct. 12 Allen	Tue. Dec. 18 at Wichita	Mon. Feb. 18 at Utah
Sat. Oct. 20 at Rapid City	Fri. Dec. 21 Tulsa	Wed. Feb. 20 Toledo
Sun. Oct. 21 at Rapid City	Sat. Dec. 22 at Tulsa	Fri. Feb. 22 Toledo
Fri. Oct. 26 at Tulsa	Fri. Dec. 28 at Tulsa	Sat. Feb. 23 Kalamazoo
Sat. Oct. 27 Indy	Sat. Dec. 29 at Wichita	Wed. Feb. 27 Idaho
Fri. Nov. 2 Wichita	Mon. Dec. 31 Wichita	Fri. Mar. 1 Idaho
Sat. Nov. 3 Utah	Wed. Jan. 2 at Allen	Sat. Mar. 2 Idaho
Tue. Nov. 6 Allen	Fri. Jan. 4 Rapid City	Sun. Mar. 3 at Tulsa
Fri. Nov. 9 at Allen	Sat. Jan. 5 Rapid City	Wed. Mar. 6 at Allen
Sat. Nov. 10 at Allen	Tue. Jan. 8 at Indy	Fri. Mar. 8 at Allen
Tue. Nov. 13 Wichita	Fri. Jan. 11 Cincinnati	Sun. Mar. 10 Cincinnati
Fri. Nov. 16 at Wichita	Sat. Jan. 12 Cincinnati	Fri. Mar. 15 Wichita
Sat. Nov. 17 at Wichita	Fri. Jan. 18 at Wichita	Sat. Mar. 16 Tulsa
Fri. Nov. 23 Wichita	Sat. Jan. 19 Wichita	Tue. Mar. 19 at South Carolina
Sun. Nov. 25 at Tulsa	Fri. Jan. 25 Utah	Thu. Mar. 21 at Greenville
Tue. Nov. 27 at Wichita	Sat. Jan. 26 Utah	Fri. Mar. 22 at South Carolina
Fri. Nov. 30 Tulsa	Tue. Jan. 29 Rapid City	Sat. Mar. 23 at Atlanta
Sat. Dec. 1 Tulsa	Fri. Feb. 1 South Carolina	Wed. Mar. 27 at Cincinnati
Tue. Dec. 4 at Indy	Sat. Feb. 2 South Carolina	Fri. Mar. 29 at Toledo
Fri. Dec. 7 Allen	Tue. Feb. 5 Tulsa	Sat. Mar. 30 at Fort Wayne
Sat. Dec. 8 Allen	Fri. Feb. 8 Allen	Sun. Mar. 31 at Indy
Wed. Dec. 12 at Idaho	Sat. Feb. 9 Kalamazoo	Tue. Apr. 2 Tulsa
Fri. Dec. 14 at Idaho	Fri. Feb. 15 at Utah	Fri. Apr. 5 at Rapid City
Sat. Dec. 15 at Idaho	Sat. Feb. 16 at Utah	Sat. Apr. 6 at Rapid City

2017-18 Results

Oct. 13 at Tulsa	5-3	Dec. 11 Allen	4-1	Feb. 9 at Toledo	1-2
Oct. 20 at Fort Wayne	2-8	Dec. 16 Colorado	1-2	Feb. 10 at Toledo	0-5
Oct. 21 at Fort Wayne	3-2	Dec. 17 Colorado	3-4#	Feb. 16 Indy	2-4
Oct. 25 at Kalamazoo	4-3#	Dec. 19 at Allen	2-5	Feb. 17 Indy	3-4#
Oct. 28 Wichita	1-4	Dec. 20 at Allen	4-3*	Feb. 18 Florida	2-3
Nov. 1 at Greenville	5-7	Dec. 22 at Wichita	1-5	Feb. 23 Allen	6-3
Nov. 3 at Atlanta	4-3#	Dec. 23 at Wichita	7-4	Feb. 24 Allen	1-0
Nov. 4 at Atlanta	2-4	Dec. 27 at Tulsa	4-3	Feb. 27 Rapid City	1-2
Nov. 10 Wichita	2-6	Dec. 29 at Tulsa	3-1	Mar. 2 Fort Wayne	3-2
Nov. 11 Wichita	2-4	Dec. 30 at Tulsa	1-4	Mar. 3 Fort Wayne	4-3
Nov. 14 Tulsa	5-2	Dec. 31 Tulsa	4-3#	Mar. 7 at Colorado	4-1
Nov. 15 at Wichita	2-1*	Jan. 5 Kalamazoo	4-2	Mar. 9 at Idaho	2-3*
Nov. 17 at Fort Wayne	4-3*	Jan. 6 Quad City	5-2	Mar. 10 at Idaho	2-3*
Nov. 18 at Quad City	5-1	Jan. 12 at Cincinnati	3-2	Mar. 16 at Tulsa	3-5
Nov. 19 at Quad City	2-0	Jan. 13 at Toledo	1-6	Mar. 18 Quad City	8-0
Nov. 22 Wichita	3-2*	Jan. 19 Toledo	0-3	Mar. 20 Wichita	3-1
Nov. 24 at Kalamazoo	2-5	Jan. 20 Toledo	3-1	Mar. 23 at Allen	2-3
Nov. 25 at Indy	6-3	Jan. 21 Toledo	4-2	Mar. 24 at Allen	6-1
Nov. 26 Quad City	0-2	Jan. 26 Rapid City	2-5	Mar. 28 at Fort Wayne	1-2*
Nov. 29 Kalamazoo	1-4	Jan. 27 Rapid City	2-1	Mar. 30 at Indy	3-6
Dec. 1 Kalamazoo	4-3	Jan. 30 Colorado	3-1	Apr. 2 Tulsa	6-3
Dec. 2 Quad City	3-5	Feb. 2 Cincinnati	1-5	Apr. 3 Indy	1-4
Dec. 6 at Wichita	1-3	Feb. 3 Cincinnati	1-4	Apr. 6 at Utah	5-6*
Dec. 10 Allen	2-3	Feb. 8 at Cincinnati	2-5	Apr. 7 at Utah	0-2

* - Overtime

- Shootout



Lamar Hunt, Jr.
Owner

Lamar Hunt, Jr. is the founder of Loretto Properties, LLC, a real estate investment company specializing in the operation and management of residential properties, as well as Loretto Foundation, LLC, a private charitable organization. All companies are based in the greater Kansas City area. He is a member of the founding family of the Kansas City Chiefs, a National Football League member team. The family also operates FC Dallas, a member franchise of Major League Soccer. Lamar serves on the board of directors of Hunt Midwest Enterprises, a real estate development company based in Kansas City, Mo. He is a member of the board of the Hunt Family Foundation and also serves on the Advisory Board of the Catholic Radio Network, a religious broadcasting group operating radio stations in the greater Kansas City, Wichita, and Denver markets. He has served on the Case Review Task Force appointed by Archbishop Joseph Naumann, which formulated recommendations for the future growth of the Catholic Archdiocese of Kansas City, Kan. Lamar graduated from the University of Cincinnati College-Conservatory of Music with a Bachelor of Music Degree and later completed a Master of the Arts degree in counseling at Dallas Baptist University. He was also a flutist in the Kansas City Symphony for nine seasons. He is a Licensed Professional Counselor (LPC) in both Kansas and Missouri, where he worked with neglected and abused teenagers, homeless men with addiction problems, and families in crisis. Two of his passions in life are classical music and promoting healthy family relationships in the community. He is frequently in demand as a public speaker regarding effective interpersonal relationships. Lamar is married to his lovely wife, Rita, and between them, they are the proud parents of nine children and six grandchildren.



Brent Thiessen
President/General Manager

Brent Thiessen is entering his 10th season with the Mavericks where he oversees the day-to-day operations of the front office and hockey operations departments. Following the 2016-17 season, he received the ECHL Executive of the Year award. His previous positions include the Director of Corporate Marketing for the National Hockey League's Florida Panthers, President of the Central Hockey League's Arizona Sundogs for two seasons, and Vice President of the Colorado Eagles for two seasons. A native of Littleton, Colo., Thiessen graduated from the University of Northern Colorado with a degree in finance. He currently resides in Grain Valley, Mo. with his wife, Nicki, and their two daughters, Katie and Emma, and two sons, Alex and Andrew.

19100 E. Valley View Parkway, Independence, MO 64055

Office(816) 252-7825
ArenaSilverstein Eye Centers Arena
Rink Dimensions200 x 85
Radio StationKCMavericks.com

Emailinfo@kcmavericks.com
Capacity5,800
Team ColorsOrange, Black, Blue
BroadcasterBob Rennison

Team Directory

Owner	Lamar Hunt, Jr.
President/General Manager	Brent Thiessen
Vice President of Sales	Todd Mackin
Director of Communications	Brandon Weiss
Director of Business Development	Jamie Link
Director of Finance	Zach Ballou
Director of Game Operations	Steve Wasson
Director of Community Relations	Tim Vieira
Manager of Corporate Sales	Alyssa Hudler
Manager of Community Relations	Tim Vieira
Manager of Ticket Operations	Laura Faust
Manager of Corporate Hospitality Sales	Matt Magana
Senior Account Executive	Chris Kreiser
Sales Executives	Kolby Follis and Elijah King
Broadcaster	Bob Rennison
Head Coach/Director of Hockey Operations	John-Scott Dickson
Assistant Coach	Kyle Hood
Head Trainer	Nick Potter
Head Equipment Manager	Scott Eastman
Senior Advisor to Hockey Operations	Matt Stephenson



MAINE MARINERS

NHL Affiliate: New York Rangers

AHL Affiliate: Hartford Wolf Pack

Year-by-Year Record

Season	GP	Home					Away					Overall							
		W	L	T	OT	SO	W	L	T	OT	SO	W	L	T	OT	SO	GF	GA	PTS
2016-17	72	15	17	4	2-0	0-4	17	13	6	3-3	1-3	32	30	10	5-3	1-7	219	230	74
2015-16	72	17	17	2	1-1	2-1	10	21	5	1-3	3-2	27	38	7	2-4	5-3	189	237	61
2014-15	72	20	12	4	2-2	1-2	15	18	3	1-1	2-2	35	30	7	3-+3	3-4	237	233	77
2013-14	71	26	8	2	0-0	2-2	19	11	5	0-3	1-2	45	19	7	0-3	3-4	243	164	97
2012-13	72	26	8	2	1-2	3-0	23	7	6	2-2	1-4	49	15	8	3-4	4-4	228	172	106
2011-12	72	29	5	2	0-0	2-3	14	13	9	3-2	0-6	43	18	11	2-3	3-8	224	172	97
2010-11	72	26	7	3	5-2	1-1	21	15	0	1-0	1-0	47	22	3	6-2	2-1	241	174	97
2009-10	72	23	7	6	2-3	4-3	13	21	2	1-1	3-1	36	28	8	3-4	7-4	232	240	80
2008-09	72	28	7	1	3-1	4-0	17	17	2	1-0	1-2	45	24	3	4-1	5-2	232	181	93
2007-08	72	23	9	4	2-3	3-1	18	17	1	1-1	4-0	41	26	5	3-4	7-1	245	229	87
2006-07	72	28	6	2	0-2	4-0	21	10	5	2-1	1-4	49	16	7	2-3	5-4	270	176	105
2005-06	72	30	4	2	3-2	2-0	23	8	5	1-3	1-2	53	12	7	4-5	3-2	289	168	113
2004-05	72	22	8	6	3-2	6-4	23	11	2	1-1	1-1	45	19	8	4-3	7-5	233	187	98
2003-04	72	22	12	2	1-0	3-2	16	16	4	4-0	2-4	38	28	6	5-0	5-6	220	210	82

T - Includes Overtime and Shootout Losses

\$ - Alaska Aces

Year-by-Year Results

Season	Finished	Result	Season	Finished	Result
2017	6th, Mountain	Out of Playoffs	2010	2nd, West	Lost Conference Quarterfinals
2016	5th, West	Out of Playoffs	2009	1st, West	Lost Kelly Cup Finals
2015	5th, Pacific	Out of Playoffs	2008	3rd, West	Lost Conference Semifinals
2014	1st, Mountain	Won Kelly Cup	2007	1st, West	Lost Conference Finals
2013	1st, Mountain	Lost Conference Semifinals	2006	1st, West	Won Kelly Cup
2012	1st, Mountain	Lost Conference Finals	2005	1st, West	Lost Conference Finals
2011	1st, Mountain	Won Kelly Cup	2004	4th, Pacific	Lost Division Finals

\$ - Alaska Aces

All-Time Playoff Results

Year	Round	Opponent	Result	GF	GA	OT	Year	Round	Opponent	Result	GF	GA	OT	
2014	Finals	Cincinnati	W 4-2	17	10	0-0	2008	CSF	Las Vegas	L 1-4	12	27	1-0	
	CF	Bakersfield	W 4-2	20	11	0-1		CQF	Idaho	W 4-0	15	8	1-0	
	CSF	Idaho	W 4-1	17	10	0-1		2007	CF	Idaho	L 1-4	11	16	0-1
	CQF	Las Vegas	W 4-0	16	5	0-0		CSF	Bakersfield	W 4-0	13	3	1-0	
2013	CSF	Stockton	L 2-4	19	20	0-2	CQF	Victoria	W 4-2	28	19	0-0		
	CQF	San Francisco	W 4-1	20	11	0-0	2006	Finals	Gwinnett	W 4-1	17	18	0-0	
2012	CF	Las Vegas	L 1-4	7	13	0-1	CF	Fresno	W 4-3	19	14	1-1		
	CSF	Stockton	W 4-1	16	7	0-1	DF	Las Vegas	W 4-2	17	13	2-0		
2011	Finals	Kalamazoo	W 4-1	21	14	1-0	DSF	Utah	W 4-0	17	5	0-0		
	CF	Victoria	W 4-0	15	8	1-0	2005	CF	Trenton	L 3-4	16	19	2-1	
2010	CSF	Idaho	W 4-0	11	2	0-0	DF	Long Beach	W 3-0	9	4	1-0		
	CQF	Stockton	L 1-3	15	23	0-0	DSF	Bakersfield	W 3-2	19	12	0-1		
2009	Finals	S. Carolina	L 3-4	15	22	1-0	2004	DF	Idaho	L 1-3	8	14	1-0	
	CF	Las Vegas	W 4-0	14	3	0-0	DSF	San Diego	W 3-0	13	6	1-0		
	DF	Victoria	W 4-1	22	12	0-0								
	DSF	Utah	W 4-1	16	7	0-1								

Web - MarinersOfMaine.comTwitter - [@MarinersOfMaine](https://twitter.com/MarinersOfMaine)

Club Records

Players

Most Points, Season	91	Alex Leavitt, 2005-06
Most Points, Game	5	Several Players, most recent: Peter Sivak vs. Bakersfield, Nov. 1, 2013
Most Goals, Season	49	Chris Minard, 2004-05
Most Goals, Game	5	Chris Minard vs. Victoria, Jan. 8, 2005
Most Assists, Season	73	Scott Gomez, 2004-05
Most Assists, Game	5	Eric Boguniecki at Utah, Nov. 28, 2009 Scott Gomez vs. Victoria, Jan. 8, 2005 Scott Gomez at Victoria, Jan. 5, 2005 Barrett Heisten at Idaho, Nov. 11, 2006
Most PIM, Season	277	Garet Hunt, 2015-16
Most PIM, Game	37	Zack FitzGerald vs. Bakersfield, Oct. 30, 2005

Goaltenders

Most Appearances	51	Jean-Philippe Lamoureux, 2008-09 Dan Murphy, 2003-04
Most Minutes	3,071	Jean-Philippe Lamoureux, 2008-09
Most Wins	36	Matt Underhill, 2005-06
Most Losses	20	Dan Murphy, 2003-04
Most Overtime Losses	5	Mark Guggenberger, 2012-13 Adam Courchaine, 2011-12
Most Shots	1,524	Jean-Philippe Lamoureux, 2008-09
Most Saves	1,407	Jean-Philippe Lamoureux, 2008-09
Most Shutouts	8	Jean-Philippe Lamoureux, 2008-09
Lowest GAA	1.93	Gerald Coleman, 2011-12
Best Save Percentage	.926	Gerald Coleman, 2011-12

Team

Most Points	117	2005-06
Fewest Points	61	2015-16
Most Wins	53	2005-06
Fewest Wins	27	2015-16
Most Losses	38	2015-16
Fewest Losses	12	2005-06
Most Goals Scored	289	2005-06
Fewest Goals Against	164	2013-14
Most Penalty Minutes	1,982	2006-07
Longest Winning Streak		
Overall	11	Nov. 11, 2005 - Dec. 10, 2005
Home	14	Jan. 6-Mar. 4, 2007
Road	6	Feb. 16-Mar. 9, 2013 Feb. 2-29, 2008 Dec. 17, 2005 - Jan. 8, 2006

Longest Winless Streak

Overall	8	Oct. 31-Nov. 17, 2015
Home	10	Feb. 9-Mar. 25, 2017
Road	8	Dec. 4, 2010-Feb. 4, 2011

Regular Season Attendance Record

6,599 Five Times, most recent:
vs. Idaho, Mar. 16, 2013

Postseason Game Attendance Record

6,610 Two Times, most recent:
vs. South Carolina, June 5, 2009

Regular Season Attendance Record

185,487, 2006-07

2018-19 Schedule

Sat. Oct. 13	Adirondack	Fri. Dec. 14	Adirondack	Wed. Feb. 13	Worcester
Fri. Oct. 19	Reading	Sat. Dec. 15	at Worcester	Fri. Feb. 15	at Norfolk
Sat. Oct. 20	at Worcester	Sat. Dec. 22	at Manchester	Sat. Feb. 16	at Norfolk
Sun. Oct. 21	Newfoundland	Thu. Dec. 27	Manchester	Wed. Feb. 20	at Reading
Wed. Oct. 24	Manchester	Fri. Dec. 28	Worcester	Fri. Feb. 22	at Adirondack
Fri. Oct. 26	at Adirondack	Sat. Dec. 29	at Worcester	Sat. Feb. 23	at Manchester
Sat. Oct. 27	at Manchester	Mon. Dec. 31	at Manchester	Sun. Feb. 24	Worcester
Fri. Nov. 2	Reading	Fri. Jan. 4	Brampton	Wed. Feb. 27	at Utah
Wed. Nov. 7	at Reading	Sat. Jan. 5	Brampton	Fri. Mar. 1	at Utah
Fri. Nov. 9	at Worcester	Tue. Jan. 8	at Newfoundland	Sat. Mar. 2	at Utah
Sat. Nov. 10	Worcester	Wed. Jan. 9	at Newfoundland	Wed. Mar. 6	Norfolk
Wed. Nov. 14	Orlando	Sat. Jan. 12	at Brampton	Fri. Mar. 8	South Carolina
Fri. Nov. 16	at Brampton	Sun. Jan. 13	at Brampton	Sat. Mar. 9	South Carolina
Sat. Nov. 17	at Brampton	Wed. Jan. 16	Newfoundland	Sat. Mar. 16	at Worcester
Sat. Nov. 24	Manchester	Fri. Jan. 18	Manchester	Sun. Mar. 17	Newfoundland
Wed. Nov. 28	Reading	Fri. Jan. 25	Manchester	Fri. Mar. 22	at Worcester
Fri. Nov. 30	Worcester	Sat. Jan. 26	at Manchester	Sun. Mar. 24	Manchester
Sat. Dec. 1	at Manchester	Sun. Jan. 27	Adirondack	Fri. Mar. 29	at Reading
Sun. Dec. 2	at Worcester	Wed. Jan. 30	at Reading	Sat. Mar. 30	at Adirondack
Wed. Dec. 5	at Adirondack	Fri. Feb. 1	at Manchester	Sun. Mar. 31	Adirondack
Fri. Dec. 7	Adirondack	Sat. Feb. 2	Adirondack	Wed. Apr. 3	Reading
Sun. Dec. 9	Worcester	Fri. Feb. 8	Cincinnati	Fri. Apr. 5	Worcester
Tue. Dec. 11	at Newfoundland	Sat. Feb. 9	Greenville	Sat. Apr. 6	at Manchester
Wed. Dec. 12	at Newfoundland	Sun. Feb. 10	Wheeling	Sun. Apr. 7	Newfoundland



Riley Armstrong **Head Coach**

Riley Armstrong was named the first head coach in Mariners team history on Feb. 17, 2018. He joins Maine after spending the previous two seasons as an assistant coach with the Wheeling Nailers. Armstrong joined the Nailers in 2016 following the conclusion of a 12-year professional career. He signed with the San Jose Sharks in 2004 and played five seasons for the team's American Hockey League affiliates in Cleveland and Worcester, making several trips to Portland as a visiting AHL player. He appeared in two NHL games for San Jose during the 2008-09 season before signing with the Calgary Flames as a free agent in 2009 and spending another season in the AHL. Over the next five years, Armstrong made stops in some of Europe's top professional leagues, playing in Russia, Finland, Germany and Sweden. He also had additional stints in the AHL and ECHL during that time before concluding his career with the ECHL's Reading Royals. He played a total of 610 professional games, including 404 in the AHL, 75 in the ECHL and 129 in Europe, and recorded a total of 336 points (156g-180a). Armstrong and his wife Amber are the parents of two children, daughter Peyton and son Ezra.

Coaching History

Year	Coach	STD	W	L	T	PTS	Playoffs
2016-17	Rob Murray	6-M	32	30	10	74	Out of Playoffs
2015-16	Rob Murray	5-W	27	38	7	61	Out of Playoffs
2014-15	Rob Murray	5-P	35	30	7	77	Out of Playoffs
2013-14	Rob Murray	1-M	45	19	7	97	Won Kelly Cup
2012-13	Rob Murray	1-M	49	15	8	106	Lost Conference Semifinals
2011-12	Rob Murray	1-M	43	18	11	97	Lost Conference Finals
2010-11	Brent Thompson	1-M	47	22	3	97	Won Kelly Cup
2009-10	Brent Thompson	2-W	36	28	8	80	Lost Conference Quarterfinals
2008-09	Keith McCambridge	1-W	45	24	3	93	Lost Kelly Cup Finals
2007-08	Keith McCambridge	3-W	41	26	5	87	Lost Conference Semifinals
2006-07	Davis Payne	1-W	49	16	7	105	Lost Conference Finals
2005-06	Davis Payne	1-W	53	12	7	113	Won Kelly Cup
2004-05	Davis Payne	1-W	45	19	8	98	Lost Conference Finals
2003-04	Davis Payne	4-P	38	28	6	82	Lost Division Finals

\$ - Alaska Aces



Daniel Briere
Vice President of Operations

Daniel Briere was named Mariners' Vice President of Operations in June of 2017, two years after finishing his playing career. The former center played 973 National Hockey League games over 17 seasons with the Phoenix Coyotes, Buffalo Sabres, Philadelphia Flyers, Montreal Canadiens and Colorado Avalanche. He finished just shy of 700 career points and was a two-time All-Star. Briere was known as a clutch playoff performer throughout his career as well. As a 2010 Stanley Cup Finalist with the Flyers, he led the league in postseason scoring, putting up 30 points (12g-18a) in 23 games. He averaged just under a point-per-game in his NHL playoff career with 116 points (53g-63a) in 124 career games in the Stanley Cup Playoffs. The Gatineau, Quebec native now resides in New Jersey with his wife, Misha. Briere also has three sons, all of whom currently play hockey in Juniors or high school.

94 Free Street, Portland, ME 04101

Office	(833) 466-2463	Emailmariners-info@comcastspectacor.com
Arena	Cross Insurance Arena	Capacity	6,733
Rink Dimensions	200 x 85	Team Colors	Blue, Green, White
Radio Station	Mixlr.com	Broadcaster	Michael Keeley

Team Directory

GovernorPaul Holmgren
Vice President of OperationsDaniel Briere
Vice President of Business OperationsAdam Goldberg
Director of MarketingNatalie Tobey
Director of SalesLinsey MacDougall
Director of PartnershipsJordan Place
Media Relations & Broadcast ManagerMichael Keeley
Account ExecutivesMitchell Ketchen, Kevin Murphy and Molly Brenerman
Head CoachRiley Armstrong
Assistant CoachAnthony Bohn
Athletic TrainerCole Libby
Equipment ManagerMark Riepe



MANCHESTER MONARCHS

2017-18 Results

41W-25L-3OTL-3SOL 88 PTS.
Second, North Division

NHL Affiliate: Los Angeles Kings

AHL Affiliate: Ontario Reign

Year-by-Year Record

Season	GP	Home						Away						Overall					
		W	L	T	OT	SO	W	L	T	OT	SO	W	L	T	OT	SO	GF	GA	PTS
2017-18	72	20	14	2	6-1	0-1	21	11	4	1-2	1-2	41	25	6	7-3	1-3	257	214	88
2016-17	72	23	9	4	2-3	0-1	14	15	7	3-4	1-3	37	24	11	5-7	1-4	264	252	85
2015-16	72	18	11	7	2-3	1-4	21	13	2	3-1	3-1	39	24	9	5-4	4-5	222	213	87
2014-15\$	72	22	9	5	0-2	2-3	21	10	5	0-2	3-3	43	19	10	0-4	5-6	239	184	96
2013-14\$	71	21	11	4	6-2	3-2	23	9	3	3-1	2-2	44	20	7	9-3	5-4	215	191	95
2012-13\$	72	24	8	4	4-2	5-2	22	11	3	1-1	1-2	46	19	7	5-3	6-4	246	192	99
2011-12\$	72	24	9	3	1-1	1-4	19	12	5	302	4-1	43	21	8	2-5	7-3	242	193	94
2010-11\$	72	12	22	2	4-0	2-2	15	17	4	4-2	0-2	27	39	6	8-2	2-4	195	269	60
2009-10\$	72	20	10	6	2-1	2-5	11	21	4	1-2	3-2	31	31	10	3-3	5-7	214	229	72
2008-09\$	73	20	14	2	1-2	5-0	18	15	4	1-2	2-2	38	29	6	2-4	7-2	197	218	82
2007-08#	72	26	3	7	0-2	2-5	26	6	4	3-2	2-2	52	9	11	2-4	5-7	266	177	115
2006-07#	72	21	8	7	2-4	1-3	20	14	2	0-1	0-1	41	22	9	2-5	1-4	265	222	91
2004-05#	72	8	22	6	0-1	2-5	9	22	5	0-1	0-4	17	44	11	0-2	2-9	178	260	45
2003-04#	72	14	21	1	2-1	2-0	8	23	5	1-3	1-2	22	44	6	3-4	3-2	196	287	50
99-2000* 70	18	11	6	---	3-6	---	17	14	4	---	3-4	35	25	10	---	6-10	230	238	80
1998-99* 70	22	10	3	---	6-3	---	9	23	3	---	4-3	31	33	6	---	10-6	221	253	68
1997-98* 70	20	12	3	---	7-3	---	14	17	4	---	5-4	34	29	7	---	12-7	230	259	75
1996-97* 70	21	13	1	---	3-1	---	12	20	3	---	1-3	33	33	4	---	4-4	273	296	70
1995-96* 70	11	17	7	---	0-7	---	10	22	3	---	0-3	21	39	10	---	0-10	232	309	52
1994-95* 68	19	14	1	1-1	2-0	---	9	23	2	1-1	2-1	28	37	3	2-2	4-1	224	275	59
1993-94* 68	10	21	3	2-1	2-2	---	4	28	2	0-1	1-1	14	49	5	2-2	3-3	191	413	33

T - Includes Overtime and Shootout Losses (Games tied at end of regulation went directly to shootout from 1995-2000)

* - Huntington Blizzard # - Texas Wildcatters \$ - Ontario Reign

Year-by-Year Results

Season	Finished	Result	Season	Finished	Result
2018	2nd, North	Lost Division Finals	2005#	6th, South	Out of Playoffs
2017	4th, North	Lost Conference Finals	2004#	7th, Central	Out of Playoffs
2016	1st, East	Lost Conference Quarterfinals	2000*	2nd, Northwest	Lost Conference Quarterfinals
2015\$	2nd, Pacific	Lost Conference Finals	1999*	5th, Northwest	Out of Playoffs
2014\$	1st, Pacific	Lost Conference Quarterfinals	1998*	3rd, Northwest	Lost Division Quarterfinals
2013\$	1st, Pacific	Lost Conference Semifinals	1997*	6th, North	Out of Playoffs
2012\$	1st, Pacific	Lost Conference Quarterfinals	1996*	8th, North	Out of Playoffs
2011\$	4th, Pacific	Out of Playoffs	1995*	5th, Southern	Lost First Round
2010\$	4th, Pacific	Out of Playoffs	1994*	6th, West	Out of Playoffs
2009\$	1st, Pacific	Lost Division Semifinals			
2008#	1st, South	Lost Division Semifinals			
2007#	2nd, South	Lost Division Finals			

* - Huntington Blizzard # - Texas Wildcatters \$ - Ontario Reign

All-Time Record vs. Other Clubs

Team	W-L-T	Team	W-L-T	Team	W-L-T	Team	W-L-T
Adirondack	19-20-3	Greenville	4-2-3	Newfoundland	0-0-0	Tulsa	0-0-0
Allen	0-0-0	Idaho	0-0-0	Norfolk	15-2-6	Utah	5-0-0
Atlanta	4-2-0	Indy	0-0-0	Orlando	5-0-2	Wheeling	3-6-0
Brampton	8-4-1	Jacksonville	2-2-0	Rapid City	0-0-0	Wichita	0-0-0
Cincinnati	2-1-0	Kalamazoo	4-0-0	Reading	16-10-3	Worcester	8-6-1
Florida	1-3-1	Kansas City	0-0-0	South Carolina	3-3-1		
Fort Wayne	1-0-0	Maine	0-0-0	Toledo	2-4-0		

Web - ManchesterMonarchs.com

Twitter - @MonarchsHockey

*112 - Manchester Monarchs***Club Records****Players**

Most Points, Season	100	Jim Birmingham, 1997-98
Most Points, Game	5	16 times; most recent: Matt White vs. Stockton, Apr. 4, 2015
Most Goals, Season	47	Van Burgess, 1996-97
Most Goals, Game	5	Kyle Kraemer at Las Vegas, Jan. 3, 2014
Most Assists, Season	63	Jim Birmingham, 1998-99
Most Assists, Game	5	Andrei Bashkurov vs. Wheeling, Jan. 30, 1996
Most PIM, Season	330	Ray Edwards, 1995-96
Most PIM, Game	37	Gord Frantti vs. Birmingham, Nov. 19, 1993 Ray Edwards vs. Columbus, Nov. 4, 1995

Goaltenders

Most Appearances	60	Matthew Yeats, 2006-07
Most Minutes	3,483	Curtis Darling, 2009-10
Most Wins	32	Matthew Yeats, 2006-07
Most Losses	29	Davis Parley, 2003-04
Most Overtime Losses	7	Matthew Yeats, 2006-07 Davis Parley, 2004-05
Most Shots	1,952	Davis Parley, 2003-04
Most Saves	1,767	Davis Parley, 2003-04
Most Shutouts	6	Matthew Yeats, 2006-07
Lowest GAA	1.98	Anton Khudobin, 2007-08
Best Save Percentage	.934	Anton Khudobin, 2007-08

Team

Most Points	115	2007-08
Fewest Points	33	1993-94
Most Wins	52	2007-08
Fewest Wins	14	1993-94
Most Losses	49	1993-94
Fewest Losses	9	2007-08
Most Goals Scored	273	1996-97
Fewest Goals Against	177	2007-08
Most Penalty Minutes	1,957	1994-95

Longest Winning Streak

Overall	11	Jan. 20-Feb. 14, 2008
Home	9	Dec. 31, 1996-Feb. 4, 1997
Road	9	Nov. 13-Dec. 27, 2013

Longest Winless Streak

Overall	16	Oct. 22-Dec. 2, 1995
Home	12	Oct. 20-Dec. 13, 1995
Road	13	Dec. 19, 1993-Feb. 18, 1994

Regular Season Game Attendance Record

9,659 vs. Bakersfield, Mar. 7, 2009

Postseason Game Attendance

5,993 vs. Adirondack, Apr. 15, 2016

Regular Season Attendance Record

293,670, 2013-14

Playoff Record vs. Current Teams

	<u>Series</u>	<u>W</u>	<u>L</u>	<u>GP</u>	<u>W</u>	<u>L</u>	<u>GF</u>	<u>GA</u>	<u>Last Mtg</u>	<u>Rnd</u>	<u>Result</u>
Adirondack	3	1	2	17	7	10	40	51	2018	DF	L 2-4
Brampton	1	1	0	6	4	2	21	11	2017	DF	W 4-2
Reading	1	1	0	4	4	0	13	7	2018	DSF	W 4-0
South Carolina	1	0	1	7	3	4	19	19	2017	CF	L 3-4

All-Time Playoff Results

<u>Year</u>	<u>Round</u>	<u>Opponent</u>	<u>Result</u>	<u>GF</u>	<u>GA</u>	<u>OT</u>	<u>Year</u>	<u>Round</u>	<u>Opponent</u>	<u>Result</u>	<u>GF</u>	<u>GA</u>	<u>OT</u>
2018	DF	Adirondack	L 2-4	14	22	0-1	2012	CQF	Idaho	L 2-3	12	18	1-0
	DSF	Reading	W 4-0	13	7	3-0	2009	DSF	Stockton	L 3-4	28	27	0-1
2017	CF	South Carolina	L 3-4	19	19	0-0	2008	DSF	Columbia	L 2-3	11	12	1-1
	DF	Brampton	W 4-2	21	11	0-1		DQF	Mississippi	W 3-1	17	10	0-1
	DSF	Adirondack	W 4-2	17	14	1-0	2007	DF	Florida	L 2-4	15	19	0-1
2016	CQF	Adirondack	L 1-4	9	15	0-1		DSF	Gwinnett	W 3-1	14	12	2-0
2015	CF	Allen	L 3-4	18	20	0-0	2000	CQF	Hampton Roads	L 2-3	14	16	0-0
	DF	Utah	W 4-1	19	10	1-0	1998	CQF	Roanoke	L 1-3	8	14	0-0
	DSF	Colorado	W 4-3	23	17	0-0	1995	1st	Dayton	L 1-3	15	12	0-0
2014	CQF	Stockton	L 0-4	7	15	0-0							
2013	CSF	Idaho	L 2-4	13	17	0-2							
	CQF	Utah	W 4-0	16	6	2-0							

2017-18 Regular Season Statistics

<u>PLAYER</u>	<u>Pos</u>	<u>GP</u>	<u>G</u>	<u>A</u>	<u>PTS</u>	<u>+/-</u>	<u>PIM</u>	<u>PP</u>	<u>PPA</u>	<u>SH</u>	<u>SHA</u>	<u>GW</u>	<u>FG</u>	<u>OT</u>	<u>UA</u>	<u>EN</u>	<u>SOG</u>	<u>SOA</u>	<u>Shots</u>	<u>Sh%</u>	
Jordan LaVallee-Smotherman	F	69	34	38	72	22	51	5	9	2	0	6	6	0	1	1	1	1	254	13.4	
Zac Lynch	F	58	22	24	46	-9	50	5	9	1	0	2	6	1	1	2	1	3	159	13.8	
Spencer Watson	F	48	25	20	45	16	22	6	6	0	0	4	6	2	2	2	1	2	145	17.2	
Michael Doherty	F	68	20	24	44	-5	42	3	2	0	1	2	2	0	1	3	0	0	187	10.7	
Colton Saucerman	F	57	5	36	41	12	82	2	15	0	1	0	0	0	0	0	0	0	122	4.1	
Matt Schmalz	F	59	23	17	40	14	40	0	2	1	0	4	1	0	0	0	0	0	115	20.0	
Joel Lowry	LW	33	17	22	39	8	19	6	6	2	0	2	1	0	1	1	0	0	90	18.9	
Matt Leitner	F	48	9	28	37	12	18	4	8	0	1	2	2	0	0	1	0	0	77	11.7	
Matt Marcinew	F	52	11	24	35	6	23	4	7	0	0	5	0	2	0	0	0	2	109	10.1	
David Kolomatis	D	57	6	24	30	-1	24	3	10	0	0	2	1	0	0	0	0	0	124	4.8	
Sam Kurker	F	35	12	17	29	8	18	1	1	0	0	2	4	0	0	0	0	0	90	13.3	
Kevin Morris	F	40	12	15	27	0	46	6	2	0	0	0	2	0	0	1	0	0	97	12.4	
Alexx Privitera	D	50	4	18	22	15	60	1	5	0	0	0	0	0	0	0	0	0	67	6.0	
Eric Schurhamer	D	65	3	18	21	14	30	1	2	1	0	0	0	0	0	0	0	0	77	3.9	
Ashton Rome	RW	11	2	2	4	-6	56	0	0	0	0	0	0	0	0	0	0	0	1	20	10.0
TOTALS		41	8	12	20	-14	97	1	1	1	0	0	0	0	0	1	0	1	112	7.1	
Tony Cameranesi	F	21	4	15	19	-3	14	1	8	0	1	1	0	1	0	0	0	2	70	5.7	
Keegan Iverson	F	35	6	12	18	-3	65	1	5	0	0	1	0	0	0	0	0	0	74	8.1	
Justin Agosta	D	45	3	15	18	-2	12	3	2	0	0	1	0	0	0	0	0	0	57	5.3	
Martin Nemcik	D	56	1	17	18	2	117	0	0	0	0	0	1	0	0	0	0	0	40	2.5	
Cory Ward	F	22	8	7	15	9	6	0	1	0	1	2	0	1	1	0	0	0	54	14.8	
Rob Hamilton	D	23	4	11	15	8	6	2	4	0	0	1	0	0	0	0	0	0	50	8.0	
Craig Wyszomirski	D	63	2	13	15	6	81	0	2	0	1	0	0	0	0	0	0	0	98	2.0	
Matt Buckles	F	14	6	8	14	1	2	1	1	0	0	2	1	0	0	0	0	0	46	13.0	
Francois Beauchemin	F	22	7	5	12	2	10	0	0	1	1	0	0	0	1	0	0	1	47	14.9	
Mikkel Aagaard	F	18	3	9	12	3	14	1	0	0	0	0	0	0	0	0	0	0	36	8.3	
Jared Kolquist	D	10	1	4	5	-2	2	1	0	0	0	0	0	0	0	0	0	0	17	5.9	
Jake Wood	F	19	1	3	4	0	34	0	0	0	0	1	0	0	0	0	0	0	18	5.6	
Jonathan Racine	D	20	1	3	4	-5	41	0	1	0	1	0	1	0	0	0	0	0	33	3.0	
Charles Williams	G	42	0	3	3	0	0	0	0	1	0	0	0	0	0	0	0	0	0	0	0.0
Michael Downing	D	3	1	1	3	4	0	0	0	0	0	0	0	0	0	0	0	0	11	9.1	
Hayden Hodgson	F	2	0	2	2	0	2	0	0	0	0	0	0	0	0	0	0	0	6	0.0	
TOTALS		5	0	2	2	-2	11	0	0	0	0	0	0	0	0	0	0	0	9	0.0	
Jayce Hawryluk	F	6	0	2	2	-6	6	0	1	0	0	0	0	0	0	0	0	0	1	15	0.0
Ryan Lough	F	1	1	0	1	1	0	0	0	0	0	0	0	0	0	0	0	0	1	100.0	
Tommy Kelley	F	3	1	0	1	1	0	0	0	0	0	0	0	0	0	0	0	0	3	33.3	
Guillaume Naud	F	1	0	0	0	-1	0	0	0	0	0	0	0	0	0	0	0	0	1	0.0	
TOTALS		10	1	0	1	-8	4	0	0	0	0	0	0	0	0	0	0	0	6	16.7	
Tony Turgeon	F	11	1	0	1	2	29	0	0	1	0	1	0	0	0	0	0	0	10	10.0	
Jake Horton	F	1	0	0	0	0	0	0	0	0	0	0	0	0	0	0	0	0	1	0.0	
Nic O'Connor	G	2	0	0	0	0	0	0	0	0	0	0	0	0	0	0	0	0	0	0	0.0
Matt Pierog	F	2	0	0	0	-2	0	0	0	0	0	0	0	0	0	0	0	0	2	0.0	
Derek Pratt	D	1	0	0	0	0	5	0	0	0	0	0	0	0	0	0	0	0	2	0.0	
TOTALS		5	0	0	0	-2	5	0	0	0	0	0	0	0	0	0	0	0	7	0.0	
Branden Komm	G	13	0	0	0	0	0	0	0	0	0	0	0	0	0	0	0	0	0	0	0.0
Evan Cowley	G	19	0	0	0	0	0	0	0	0	0	0	0	0	0	0	0	0	0	0	0.0
BENCH		72	1				20													1	
TOTALS		72	257	457	713	141	1047	57	110	9	8	40	35	7	8	11	3	14	2426	10.6	

<u>GOALIE</u>	<u>GP</u>	<u>MINS</u>	<u>W</u>	<u>L</u>	<u>OTL</u>	<u>SL</u>	<u>SO</u>	<u>EN</u>	<u>GA</u>	<u>GAASOGP</u>	<u>SOW</u>	<u>SA</u>	<u>SVSSV%</u>	<u>Charles</u>	
Charles Williams	42	2391	22	12	3	2	1	2	107	2.68	3	1218	1111	0.912	
Branden Komm	13	708	8	4	0	0	0	1	34	2.88	0	385	351	0.912	
Evan Cowley	19	1123	9	9	0	1	2	1	59	3.15	1	600	541	0.902	
Matt O'Connor	2	123	2	0	0	0	0	0	7	3.42	0	73	66	0.904	
TEAM TOTALS	76	4345	41	25	3	3	3	4	207	2.86	4	1	2276	2069	0.909

2018 Kelly Cup Playoffs Statistics

<u>PLAYER</u>	<u>Pos</u>	<u>GP</u>	<u>G</u>	<u>A</u>	<u>PTS</u>	<u>+/-</u>	<u>PIM</u>	<u>PP</u>	<u>PPA</u>	<u>SH</u>	<u>SHA</u>	<u>GW</u>	<u>FG</u>	<u>OT</u>	<u>UA</u>	<u>EN</u>	<u>Shots</u>	<u>Sh%</u>			
Zac Lynch	F	10	3	7	10	1	10	0	2	0	0	0	0	0	2	1	41	7.3			
Sam Kurker	F	9	4	2	6	5	14	0	0	0	0	1	1	1	1	1	28	14.3			
Matt Leitner	F	10	2	4	6	0	7	0	1	0	0	0	0	0	0	0	18	11.1			
David Kolomatis	D	9	3	2	5	-1	6	1	1	0	0	0	1	0	0	0	29	10.3			
Jordan LaVallee-Smotherman	F	10	3	2	5	-2	16	0	1	0	0	3	2	1	0	0	39	7.7			
Kevin Morris	F	8	2	3	5	-2	6	1	2	0	0	0	0	0	0	0	29	6.9			
Alexx Privitera	D	7	1	4	5	-1	13	1	1	0	0	1	0	0	0	0	27	3.7			
Matt Marcinew	F	10	1	4	5	1	13	0	1	0	0	0	0	0	0	0	17	5.9			
Rob Hamilton	D	10	2	2	4	-1	8	1	1	0	0	1	0	1	0	0	25	8.0			
Colton Saucerman	D	10	2	2	4	2	2	1	0	0	0	0	0	0	0	0	32	6.3			
Michael Doherty	F	9	2	1	3	2	13	0	0	0	0	0	0	0	0	0	15	13.3			
Tony Cameranesi	F	3	0	3	3	0	0	0	0	0	0	0	0	0	0	0	6	0.0			
Spencer Watson	F	7	0	3	3	-4	4	0	1	0	0	0	0	0	0	0	28	0.0			
Joel Lowry	LW	7	1	1	2	-3	4	1	0	0	0	0	0	0	0	0	19	5.3			
Tony Turgeon	F	8	1	0	1	-1	8	1	0	0	0	0	0	0	0	0	13	7.7			
Ashton Rome	RW	6	0	1	1	-3	24	0	0	0	0	0	0	0	0	0	12	0.0			
Cory Ward	F	8	0	1	1	5	2	0	0	0	0	0	0	0	0	0	17	0.0			
Charles Williams	G	9	0	1	1	0	0	0	1	0	0	0	0	0	0	0	0	0	0	0.0	
Keegan Iverson	F	3	0	0	0	-2	0	0	0	0	0	0	0	0	0	0	4	0.0			
Evan Cowley	G	4	0	0	0	0	0	0	0	0	0	0	0	0	0	0	0	0	0	0.0	
Eric Schurhamer	D	8	0	0	0	4	4	0	0	0	0	0	0	0	0	0	14	0.0			
Craig Wyszomirski	D	8	0	0	0	-1	4	0	0	0	0	0	0	0	0	0	15	0.0			
BENCH		10	0				0											0			
TEAM TOTALS		10	27	43	70	-1	158	7	12	0	0	6	4	3	3	2	428	6.3			

<u>GOALIE</u>	<u>GPMINS</u>	<u>W</u>	<u>L</u>	<u>SO</u>	<u>EN</u>	<u>GA</u>	<u>GAA</u>	<u>SA</u>	<u>SVS</u>	<u>SV%</u>
Evan Cowley	4 141	1	1	0	0	4	1.70	48	44	0.917
Charles Williams	9 594	5	3	1	0	25	2.53	281	256	0.911
TEAM TOTALS	13 735	6	4	2	0	29	2.37	329	300	0.912



Doug Christiansen

Head Coach/General Manager

Doug Christiansen enters his first season as the Monarchs' head coach and general manager after being named to the position on June 13, 2018. Christiansen joins the Monarchs after spending the past four years as the Director of Player Development & Recruitment for the United States Hockey League. Before joining the USHL, Christiansen spent seven seasons as a head coach and director of hockey operations for three separate teams in the Elite Ice Hockey League in the United Kingdom, being named EIHL Coach of the Year twice. Christiansen helped lead the Belfast Giants to a league championship in 2012 and a conference championship in 2013. In 2013-14, Christiansen served as the head coach of the Great Britain National Team. During his playing career, Christiansen played professional hockey from 2002-07, playing in the AHL, ECHL and UHL. Through the five years, he played 104 games in the Los Angeles Kings system, including 99 Reading in the ECHL and five with the Monarchs in the AHL. Christiansen played collegiate hockey at Union College from 1998-2002, where he totaled 102 games and scored 28 points (16g-12a), while racking up 134 penalty minutes.

Coaching Record

Season	Team	Regular Season				Playoffs		
		Games	W	L	T	Games	W	L
2007-08	Edinburgh (EIHL)	54	19	32	3	6	2	4
2008-09	Edinburgh (EIHL)	54	19	26	6	2	0	2
2009-10	Edinburgh (EIHL)	56	22	26	8	2	0	2
2010-11	Belfast (EIHL)	54	41	9	4	7	3	4
2011-12	Belfast (EIHL)	54	46	5	3	9	5	4
2012-13	Belfast (EIHL)	52	37	10	5	4	3	1
2013-14	Sheffield (EIHL)	48	28	16	4	--	--	--

Coaching History

Year	Coach	STD	W	L	T	PTS	Playoffs
2017-18	Richard Seeley	2-N	41	25	6	88	Lost Division Finals
2016-17	Richard Seeley	4-N	37	24	11	85	Lost Conference Finals
2015-16	Richard Seeley	1-E	39	24	9	87	Lost Conference Quarterfinals
2014-15\$	Jason Christie	2-P	43	19	10	96	Lost Conference Finals
2013-14\$	Jason Christie	1-P	44	20	7	95	Lost Conference Quarterfinals
2012-13\$	Jason Christie	1-P	46	19	7	99	Lost Conference Semifinals
2011-12\$	Jason Christie	1-P	43	21	8	94	Lost Conference Quarterfinals
2010-11\$	Karl Taylor	4-P	27	39	6	60	Out of Playoffs
2009-10\$	Karl Taylor	4-P	31	31	10	72	Out of Playoffs
2008-09\$	Karl Taylor	1-P	38	29	6	82	Lost Division Semifinals
2007-08#	Malcolm Cameron	1-S	52	9	11	115	Lost Division Semifinals
2006-07#	Malcolm Cameron	2-S	41	22	9	91	Lost Conference Finals
2004-05#	Robert Dirk	6-S	17	44	11	45	Out of Playoffs
2003-04#	Robert Dirk	7-C	22	44	6	50	Out of Playoffs
1999-00*	Ray Edwards	2-NW	35	25	10	80	Lost Conference Quarterfinals
1998-99*	Ray Edwards	5-NW	31	33	6	68	Out of Playoffs
1997-98*	Charlie Huddy	4-NW	34	29	7	75	Lost Division Quarterfinals
1996-97*	Grant Sonier	6-N	33	33	4	70	Out of Playoffs
1995-96*	Grant Sonier	8-N	21	39	10	52	Out of Playoffs
1994-95*	Paul Pickard	5-S	28	37	3	59	Lost First Round
1993-94*	Bob Kelly	6-W	14	49	5	33	Out of Playoffs
	Bob Destocki						
	Paul Pickard						

* - Huntington Blizzard

- Texas Wildcatters

\$ - Ontario Reign

2018-19 Schedule

Sat. Oct. 13	at Brampton	Sat. Dec. 15	at Adirondack	Sun. Feb. 10	Greenville
Sun. Oct. 14	at Brampton	Fri. Dec. 21	Reading	Wed. Feb. 13	at Jacksonville
Fri. Oct. 19	Newfoundland	Sat. Dec. 22	Maine	Fri. Feb. 15	at Florida
Sat. Oct. 20	Reading	Thu. Dec. 27	at Maine	Sat. Feb. 16	at Florida
Wed. Oct. 24	at Maine	Fri. Dec. 28	at Adirondack	Sun. Feb. 17	at Orlando
Fri. Oct. 26	Worcester	Sat. Dec. 29	at Adirondack	Wed. Feb. 20	Worcester
Sat. Oct. 27	Maine	Mon. Dec. 31	Maine	Fri. Feb. 22	Reading
Wed. Oct. 31	Brampton	Fri. Jan. 4	at Adirondack	Sat. Feb. 23	Maine
Fri. Nov. 2	Newfoundland	Sat. Jan. 5	Reading	Wed. Feb. 27	Worcester
Sat. Nov. 3	Reading	Sun. Jan. 6	Norfolk	Fri. Mar. 1	Adirondack
Fri. Nov. 9	at Newfoundland	Tue. Jan. 8	at Adirondack	Sat. Mar. 2	Adirondack
Sat. Nov. 10	at Newfoundland	Fri. Jan. 11	Reading	Sat. Mar. 9	at Adirondack
Wed. Nov. 14	Adirondack	Sun. Jan. 13	at Worcester	Sun. Mar. 10	Norfolk
Fri. Nov. 16	Orlando	Wed. Jan. 16	at Reading	Fri. Mar. 15	Worcester
Wed. Nov. 21	at Adirondack	Fri. Jan. 18	at Maine	Sun. Mar. 17	at Worcester
Fri. Nov. 23	at Worcester	Fri. Jan. 25	at Maine	Wed. Mar. 20	Newfoundland
Sat. Nov. 24	at Maine	Sat. Jan. 26	Maine	Sat. Mar. 23	Worcester
Fri. Nov. 30	Adirondack	Sun. Jan. 27	Worcester	Sun. Mar. 24	at Maine
Sat. Dec. 1	Maine	Wed. Jan. 30	Adirondack	Wed. Mar. 27	at Brampton
Wed. Dec. 5	at Norfolk	Fri. Feb. 1	Maine	Fri. Mar. 29	at Newfoundland
Fri. Dec. 7	at Norfolk	Sat. Feb. 2	at Reading	Sat. Mar. 30	at Newfoundland
Sat. Dec. 8	at Norfolk	Sun. Feb. 3	at Reading	Wed. Apr. 3	at Worcester
Wed. Dec. 12	at Worcester	Fri. Feb. 8	Wheeling	Fri. Apr. 5	Newfoundland
Fri. Dec. 14	at Worcester	Sat. Feb. 9	Cincinnati	Sat. Apr. 6	Maine

2017-18 Results

Oct. 14	at Worcester	3-4	Dec. 22	at Reading	5-2	Mar. 2	Adirondack	1-6
Oct. 15	at Brampton	4-2	Dec. 23	at Reading	6-2	Mar. 3	Adirondack	1-3
Oct. 17	at Brampton	5-4*	Dec. 27	at Adirondack	1-3	Mar. 4	at Worcester	4-1
Oct. 20	at Adirondack	5-6#	Dec. 30	at Worcester	5-4	Mar. 9	at Adirondack	5-4
Oct. 21	Worcester	0-2	Dec. 31	Worcester	4-2	Mar. 11	Norfolk	4-3*
Oct. 27	Greenville	5-2	Jan. 3	at Adirondack	3-4*	Mar. 16	Utah	5-4*
Oct. 28	Greenville	1-4	Jan. 5	at Wheeling	4-7	Mar. 17	Utah	3-2*
Nov. 1	at Norfolk	7-1	Jan. 6	at Toledo	0-3	Mar. 21	Reading	4-1
Nov. 3	at Norfolk	4-1	Jan. 12	Worcester	1-2*	Mar. 23	Adirondack	5-0
Nov. 4	at Norfolk	3-4*	Jan. 13	Worcester	3-1	Mar. 24	Adirondack	3-5
Nov. 10	Jacksonville	2-1	Jan. 14	Reading	2-6	Mar. 28	at Reading	0-6
Nov. 11	at Worcester	6-3	Jan. 19	Wheeling	3-2	Mar. 30	at Reading	4-5#
Nov. 12	Worcester	5-2	Jan. 20	Jacksonville	2-4	Mar. 31	at Wheeling	2-5
Nov. 15	Reading	3-5	Jan. 24	Jacksonville	10-4	Apr. 6	at Adirondack	2-3
Nov. 17	Worcester	1-2	Jan. 27	at Wheeling	5-2	Apr. 7	Worcester	2-3
Nov. 18	Adirondack	4-5	Jan. 28	at Wheeling	2-4	Apr. 8	at Worcester	2-0
Nov. 19	at Worcester	1-4	Jan. 31	Brampton	5-3	+Apr. 13	Reading	3-2*
Nov. 22	at Utah	2-1#	Feb. 2	Brampton	6-5*	+Apr. 14	Reading	3-2*
Nov. 24	at Utah	8-3	Feb. 3	Adirondack	8-3	+Apr. 16	at Reading	4-3
Nov. 25	at Utah	4-1	Feb. 10	South Carolina	0-1	+Apr. 18	at Reading	3-0
Dec. 2	at Worcester	3-2	Feb. 11	South Carolina	2-1*	+Apr. 27	at Adirondack	5-3
Dec. 8	Norfolk	5-2	Feb. 15	at Greenville	7-2	+Apr. 28	at Adirondack	1-5
Dec. 9	Reading	5-0	Feb. 16	at Atlanta	5-2	+May 1	at Adirondack	3-5
Dec. 10	Norfolk	2-1	Feb. 18	at Atlanta	5-2	+May 3	at Adirondack	3-0
Dec. 13	at Jacksonville	3-4	Feb. 23	Adirondack	3-2*	+May 6	Adirondack	0-6
Dec. 14	at Greenville	3-4	Feb. 24	Worcester	1-4	+May 7	Adirondack	2-3*
Dec. 15	at Greenville	8-4	Feb. 25	Reading	1-2#			
Dec. 20	at Adirondack	4-2	Feb. 28	Wheeling	3-6			

* - Overtime

- Shootout

+ - Kelly Cup Playoffs



Brian Cheek
CEO

Brian Cheek joined the Monarchs as CEO in 2016 when PPI Sports LLC purchased the team from AEG, the parent company of the LA Kings. Cheek has served a variety of management and leadership positions over his career. He served as President and Head of School at Wayland Academy, a secondary boarding school in Wisconsin. Prior to that he worked for Hebron Academy, The Hill School and Cardigan Mountain School in fundraising and development and served as a school administrator coaching and working directly with students, faculty and parents. Prior to his work in education, and more recently, he has held executive roles at Fortune 500 companies and small businesses focused on technology. His work focuses on operational excellence, critical situation management and strategic initiatives focused on growing revenue and reputation. Cheek has over 25 years of hockey coaching experience at the amateur level. He was a two-sport athlete at Wesleyan University in hockey and lacrosse where he received a bachelor's degree in government. He also holds an MBA from Oregon State University.

66 Hanover St. Suite 200, Manchester, NH 03101

Office(603) 626-7825	Emailpwheeler@manchestermonarchs.com
ArenaSNHU Arena	Capacity9,852
Rink Dimensions200 x 85	Team ColorsBlack, Silver, White
Radio StationWGIR 610 AM	BroadcasterParker Wheeler

Team Directory

CEO	Brian Cheek
VP of Partnerships	Matt Johnson
VP of Sales	Chris Otash
VP of Finance and Administration	Tessa Munson
Ticket Operations	Taylor Grieco
Public Relations Coordinator	Parker Wheeler
Account Executive, Ticket Sales and Service	Matt DaSilva
Group Sales Account Executive	Chris Dillon
Head Coach/General Manager	Doug Christiansen
Assistant Coach	Brad Schuler
Athletic Trainer	TBD
Equipment Manager	Zac Guercia



NEWFOUNDLAND GROWLERS

NHL Affiliate: Toronto Maple Leafs

AHL Affiliate: Toronto Marlies

50 New Gower St.
St. Johns, NL A1C 1J3
(709) 722-2195

Arena Mile One Centre
Rink Dimensions 200 x 85
Radio Station TBA

Capacity 6,287
Team Colors Black, Gold, Tan
Broadcaster TBA

Team Directory

President/CEO	Glenn Stanford
Senior Vice President, Hockey Operations/Alternate Governor	Trevor Murphy
Vice President, Business Operations	Samantha Phelan
Director, Finance and Administration	Mark Spencer
Senior Manager, Game Presentation	Colin Fardy
Manager, Communications and Social Media	Ken O'Leary
Senior Manager, Merchandise and Marketing	Chris Doyle
Coordinator, Community Partnerships and Group Sales	Kelsey Brazil
Head Coach	Ryane Clowe
Assistant Coach	John Snowden
Athletic Therapist	Neill Davidson
Equipment Manager	Andrew Koch

2018-19 Schedule

Fri. Oct. 12	Florida	Sat. Dec. 8	Reading	Sun. Feb. 10	Fort Wayne
Sat. Oct. 13	Florida	Tue. Dec. 11	Maine	Wed. Feb. 13	at Atlanta
Tue. Oct. 16	Adirondack	Wed. Dec. 12	Maine	Fri. Feb. 15	at South Carolina
Wed. Oct. 17	Adirondack	Sun. Dec. 16	at Brampton	Sat. Feb. 16	at Greenville
Fri. Oct. 19	at Manchester	Fri. Dec. 28	at Reading	Sat. Feb. 23	at Brampton
Sun. Oct. 21	at Maine	Sat. Dec. 29	at Reading	Sun. Feb. 24	at Brampton
Wed. Oct. 24	at Reading	Mon. Dec. 31	at Adirondack	Fri. Mar. 1	Brampton
Sat. Oct. 27	at Brampton	Fri. Jan. 4	Jacksonville	Sat. Mar. 2	Brampton
Sun. Oct. 28	at Brampton	Sat. Jan. 5	Jacksonville	Tue. Mar. 5	Reading
Tue. Oct. 30	at Adirondack	Tue. Jan. 8	Maine	Wed. Mar. 6	Reading
Fri. Nov. 2	at Manchester	Wed. Jan. 9	Maine	Fri. Mar. 8	Orlando
Sat. Nov. 3	at Worcester	Fri. Jan. 11	Adirondack	Sat. Mar. 9	Orlando
Tue. Nov. 6	Worcester	Sat. Jan. 12	Adirondack	Sun. Mar. 10	Orlando
Wed. Nov. 7	Worcester	Wed. Jan. 16	at Maine	Fri. Mar. 15	at Adirondack
Fri. Nov. 9	Manchester	Fri. Jan. 18	at Worcester	Sat. Mar. 16	at Adirondack
Sat. Nov. 10	Manchester	Sat. Jan. 19	at Worcester	Sun. Mar. 17	at Maine
Fri. Nov. 16	at Reading	Sat. Jan. 26	at Brampton	Wed. Mar. 20	at Manchester
Sat. Nov. 17	at Reading	Sun. Jan. 27	at Brampton	Fri. Mar. 22	at Reading
Wed. Nov. 21	at Jacksonville	Fri. Feb. 1	Worcester	Sat. Mar. 23	at Reading
Fri. Nov. 23	at Orlando	Sat. Feb. 2	Worcester	Fri. Mar. 29	Manchester
Sat. Nov. 24	at Orlando	Tue. Feb. 5	Brampton	Sat. Mar. 30	Manchester
Sat. Dec. 1	Brampton	Wed. Feb. 6	Brampton	Fri. Apr. 5	at Manchester
Sun. Dec. 2	Brampton	Fri. Feb. 8	Fort Wayne	Sat. Apr. 6	at Worcester
Fri. Dec. 7	Reading	Sat. Feb. 9	Fort Wayne	Sun. Apr. 7	at Maine

Web - NLGrowlers.com

Twitter - @NLGrowlers



Glenn Stanford ***President***

Glenn Stanford, 61, is in his first season as President and CEO of the Newfoundland Growlers. Previous to this role, he successfully lead the AHL's St. John's IceCaps for six seasons as Chief Operating Officer and Governor. Glenn has an extensive background in sports management, marketing and national entertainment events, and possesses over two decades of experience in the sports and entertainment industry. Before joining the IceCaps, Stanford was President of the Hamilton Bulldogs, AHL affiliate of the Montreal Canadiens from 2006-11 and also spent two year as president of both the ECHL's Idaho Steelheads, as well as the building that the team played in, Qwest Arena. Prior to moving south of the border, Stanford served as General Manager of St. John's Sports and Entertainment Ltd., and Vice President of the American Hockey League's St. John's Maple Leafs, a position he held for the duration of the team's 14-season stay in the Newfoundland capital from 1991-2005. In these roles, Stanford oversaw day-to-day operations of the St. John's Maple Leafs, Mile One Stadium and the St. John's Convention Centre, while also establishing the Maple Leafs Foundation, which raised more than \$1,500,000 for charities in Newfoundland and Labrador. During his tenure with St. John's, Stanford helped build the Maple Leafs into what many considered one of the model franchises in all of minor professional sports. Stanford has also received numerous awards and professional honours. The St. John's, Newfoundland native is a four-time American Hockey League award winner. In 2004-2005, Stanford was recognized with the AHL's Thomas Ebright Award, which is presented annually to an individual deemed to have made outstanding career contributions to the American Hockey League. In 2001-2002, Stanford was presented with the James C. Hendy Memorial Award, which is presented yearly to the executive who has made the most outstanding contribution to the AHL and won the top executive award again in 2011-12. In 1996-1997, Stanford won the Ken McKenzie Award, which is given to the individual who accomplished the most in promoting his or her AHL team that season. In addition, Stanford was named Canadian Special Olympics Sports Celebrities Festival National Volunteer of the Year in 2004, was selected as one of the Top 50 Chief Executive Officers in Atlantic Canada in 2004, and was awarded the prestigious Queen's Golden Jubilee Medal for significant contributions to Canada in 2002 and the Queens Diamond Jubilee Medal in 2012. Stanford has two daughters, Jessica, 32 and Melissa, 30 and resides in St. John's with his wife Debbie.



Ryane Clowe ***Head Coach***

Ryane Clowe was named the first head coach of the Growlers on June 20, 2018 by the team's NHL affiliate, the Toronto Maple Leafs. The Fermeuse, Newfoundland native has spent the last two seasons as an assistant coach with the National Hockey League's New Jersey Devils. In his new position, Clowe will work closely with the Maple Leafs development staff and receive personnel support from the Maple Leafs hockey operations staff as the Growlers open their inaugural season. As a player, Clowe registered 309 points (112g-197a) in 491 NHL regular-season games and 46 points (18g-28a) in 70 playoff games with the San Jose Sharks, New York Rangers and New Jersey Devils. After four seasons in the QMJHL, he was selected in the sixth round (175th overall) by the Sharks in the 2001 NHL Entry Draft. Clowe also spent three seasons with the AHL's Cleveland Barons. Clowe was recently inducted into the Newfoundland and Labrador Hockey Hall of Fame. Ryane, 35, and his wife, Jennifer, have two children – a daughter and a son.



NORFOLK ADMIRALS

2017-18 Results

26W-39L-6OTL-1SOL 59 PTS.

Sixth, South Division

NHL Affiliate: Arizona Coyotes

AHL Affiliate: Tucson Roadrunners

Year-by-Year Record

Season	GP	Home					Away					Overall					GF	GA	PTS	
		W	L	T	OT	SO	W	L	T	OT	SO	W	L	T	OT	SO				
2017-18	72	15	17	4	5	03	0-1	11	22	3	1-3	2-0	26	39	7	6-6	2-1	211	269	59
2016-17	72	14	17	5	2-5	3-0	12	23	1	2-1	2-0	26	40	6	4-6	5-0	214	271	58	
2015-16	72	19	15	2	3-1	3-1	11	22	3	2-3	1-0	30	37	5	5-4	4-1	201	232	65	
2014-15	72	13	19	4	1-1	3-3	13	19	4	2-2	2-2	26	38	8	3-3	505	202	265	60	
2013-14	72	20	13	3	2-1	1-2	16	17	3	0-1	2-2	36	30	6	2-2	3-4	197	202	78	
2012-13	72	14	20	2	0-0	6-2	8	24	4	1-2	2-2	22	44	8	1-2	8-4	171	247	50	
2011-12	72	11	20	5	1-3	1-2	13	21	2	2-3	0-6	24	41	7	2-3	3-8	199	241	55	
2010-11	72	26	9	1	1-1	3-0	15	18	3	0-1	1-2	41	27	4	1-2	4-2	222	210	86	
2009-10	72	25	11	0	4-0	3-0	13	18	5	3-4	1-1	38	29	5	7-4	4-1	232	243	81	
2008-09	72	17	15	4	1-0	1-4	16	16	4	1-3	1-1	33	31	8	2-3	2-5	246	263	74	
2007-08	72	13	17	6	1-0	1-6	13	20	3	1-2	3-1	26	37	9	2-2	4-7	230	280	61	
2006-07	72	21	12	3	2-1	3-2	20	7	9	3-2	2-7	41	19	12	5-3	5-9	270	236	94	
2005-06	72	24	9	3	3-2	6-1	16	17	3	3-0	3-3	40	26	6	6-2	9-4	221	222	86	
2004-05	72	21	11	4	1-3	1-1	19	11	6	2-2	3-4	40	22	10	3-5	4-5	232	205	90	
2003-04	72	14	17	5	0-1	0-4	11	21	4	1-2	1-2	25	38	9	1-3	1-6	201	236	59	

T - Includes Overtime and Shootout Losses

§ - Bakersfield Condors

Year-by-Year Results

Season	Finished	Result	Season	Finished	Result
2018	6th, South	Out of Playoffs	2011§	1st, Pacific	Lost Conference Quarterfinals
2017	7th, South	Out of Playoffs	2010§	1st, Pacific	Lost Conference Semifinals
2016	5th, East	Out of Playoffs	2009§	3rd, Pacific	Lost Division Semifinals
2015§	6th, Pacific	Out of Playoffs	2008§	3rd, Pacific	Lost Conference Quarterfinals
2014§	2nd, Pacific	Lost Conference Finals	2007§	2nd, Pacific	Lost Conference Semifinals
2013§	5th, Pacific	Out of Playoffs	2006§	2nd, Pacific	Lost Division Finals
2012§	4th, Pacific	Out of Playoffs	2005§	4th, West	Lost Division Semifinals
			2004§	5th, Pacific	Out of Playoffs

§ - Bakersfield Condors

All-Time Record vs. Other Clubs

Team	W-L-T	Team	W-L-T	Team	W-L-T	Team	W-L-T
Adirondack	7-16-2	Greenville	12-5-1	Manchester	8-12-3	Tulsa	0-0-0
Allen	0-0-0	Idaho	2-3-0	Newfoundland	0-0-0	Utah	1-0-0
Atlanta	5-4-5	Indy	0-0-0	Orlando	7-8-0	Wheeling	5-6-1
Brampton	1-2-0	Jacksonville	3-3-2	Rapid City	0-0-0	Wichita	0-0-0
Cincinnati	2-0-0	Kalamazoo	2-5-0	Reading	6-17-1	Worcester	0-0-0
Florida	2-5-0	Kansas City	0-0-0	South Carolina	8-12-2		
Fort Wayne	3-10-0	Maine	0-0-0	Toledo	1-1-2		

Web - NorfolkAdmirals.com

Twitter - [@NorfolkAdmirals](https://twitter.com/NorfolkAdmirals)

*120 - Norfolk Admirals***Club Records****Players**

Most Points, Season	82	Dave Bonk, 2008-09
Most Points, Game	6	John Dunbar at Manchester, Mar. 12, 2017
Most Goals, Season	39	Mark Derlago, 2007-08
Most Goals, Game	4	Chase Schaber at Las Vegas, Apr. 1, 2014 Mark Derlago vs. Victoria, Feb. 5, 2008
Most Assists, Season	51	Dave Bonk, 2008-09
Most Assists, Game	6	John Dunbar at Manchester, Mar. 12, 2017
Most PIM, Season	358	Jon Mirasty, 2003-04
Most PIM, Game	40	Erick Lizon at Alaska, Jan. 28, 2011

Goaltenders

Most Appearances	57	Timo Pielmeier, 2009-10
Most Minutes	3,251	Timo Pielmeier, 2009-10
Most Wins	30	Ryan Munce, 2005-06
Most Losses	25	Brian Stewart, 2012-13
Most Overtime Losses	8	Jamie Hodson, 2006-07
Most Shots	1,855	Ryan Munce, 2005-06
Most Saves	1,705	Ryan Munce, 2005-06
Most Shutouts	6	Laurent Brossoit, 2013-14
Lowest GAA	2.14	Laurent Brossoit, 2013-14
Best Save Percentage	.929	Brian Stewart, 2010-11

Team

Most Points	94	2006-07
Fewest Points	50	2012-13
Most Wins	41	2010-11 2006-07
Fewest Wins	22	2012-13
Most Losses	44	2012-13
Fewest Losses	19	2006-07
Most Goals Scored	270	2006-07
Fewest Goals Against	202	2013-14
Most Penalty Minutes	1,814	2005-06

Longest Winning Streak

Overall	11	Mar. 4-26, 2011
Home	11	Feb. 25-Mar. 26, 2011
Road	7	Mar. 4-27, 2007

Longest Winless Streak

Overall	12	Nov. 11-Dec. 10, 2011
Home	9	Oct. 24-Dec. 30, 2007
Road	8	Dec. 5, 2012-Jan. 5, 2013

Regular Season Game Attendance Record

8,929 vs. Idaho, Nov. 29, 2008

Postseason Game Attendance Record

7,219 vs. Fresno, Apr. 13, 2007

Regular Season Attendance Record

210,531, 2006-07

Playoff Record vs. Current Teams**All-Time Playoff Results**

Year	Round	Opponent	Result	GF	GA	OT	Year	Round	Opponent	Result	GF	GA	OT	
2014	CF	Alaska	L 2-4	11	20	1-0	2008	CQF	Victoria	L 2-4	18	22	1-2	
	CSF	Stockton	W 4-1	14	12	0-0		2007	CSF	Alaska	L 0-4	3	13	0-1
	CQF	Utah	W 4-1	14	7	2-0			CQF	Fresno	W 4-2	24	22	0-0
2011	CQF	Victoria	L 1-3	9	11	0-1	2006	DF	Fresno	L 3-4	21	23	1-1	
2010	CSF	Stockton	L 1-4	14	20	0-2	2005	DSF	Long Beach	W 4-3	27	24	0-1	
	CQF	Victoria	W 3-2	15	14	0-0		DSF	Alaska	L 2-3	12	19	1-0	
2009	DSF	Las Vegas	L 3-4	16	25	2-0								

2017-18 Regular Season Statistics

PLAYERS	Pos	GP	G	A	PTS	+/-	PIM	PP	PPA	SH	SHA	GW	FG	OT	UA	EN	SOG	SOA	Shots	Sh%
Brodie Dupont	F	68	21	47	68	-18	38	6	13	0	4	2	4	0	1	1	0	3	202	10.4
Grant Besse	F	62	30	32	62	-3	26	5	11	3	0	4	4	1	0	4	1	2	231	13.0
Darik Angeli	F	62	21	25	46	-17	61	4	7	1	0	1	2	1	2	1	1	2	158	13.3
TOTALS		67	24	25	49	-27	67	5	7	1	0	1	2	1	2	1	1	2	175	13.7
TJ Melancon	D	58	15	28	43	-9	34	6	5	0	1	2	1	0	1	1	0	0	129	11.6
Domenic Alberga	F	72	15	22	37	-24	36	3	5	3	2	1	1	0	3	0	0	1	177	8.5
Patrick D'Amico	F	55	10	23	33	-16	34	2	7	0	3	1	4	0	0	0	0	1	115	8.7
TOTALS		65	12	24	36	-18	36	2	7	0	3	2	4	0	0	0	0	1	132	9.1
Christian Horn	F	44	14	16	30	-15	20	4	3	0	0	3	3	2	0	0	0	0	111	12.6
Michael Young	D	62	9	19	28	-19	14	5	8	0	1	1	1	0	1	0	0	0	160	5.6
TOTALS		67	9	21	30	-24	20	5	8	0	1	1	1	0	1	0	0	0	163	5.5
Thomas Frazee	C	34	6	16	22	-8	48	1	5	0	0	1	1	0	0	0	0	1	115	5.2
Alex Pompeo	D	65	11	10	21	-26	61	3	2	0	0	3	1	0	0	0	0	0	128	8.6
Chase Harrison	D	45	4	11	15	-21	16	2	6	0	1	1	0	0	0	1	0	0	68	5.9
TOTALS		68	4	14	18	-23	33	2	8	0	1	1	0	0	0	1	0	0	92	4.3
Tommy Schutt	F	63	8	9	17	-29	22	1	3	3	0	0	2	0	1	1	0	0	115	7.0
Trevor Mingoia	F	16	10	4	14	-8	2	3	2	0	0	3	1	1	0	2	0	0	60	16.7
Max Cook	F	30	4	10	14	-15	9	1	2	0	0	0	0	0	0	0	0	0	44	9.1
Angelo Miceli	F	12	4	9	13	-12	6	0	5	0	0	1	0	1	3	0	0	0	42	9.5
Kenton Helgesen	F	27	5	4	9	-10	25	0	1	0	0	0	1	0	0	0	0	0	40	12.5
TOTALS		29	5	5	10	-10	27	0	1	0	0	0	1	0	0	0	0	0	43	11.6
Brady Vail	F	8	4	6	10	-1	11	0	2	0	0	0	0	0	0	0	0	0	20	20.0
Chase Witala	F	5	0	0	0	-3	2	0	0	0	0	0	0	0	0	0	0	0	8	0.0
TOTALS		16	3	7	10	-1	8	0	1	1	0	1	2	1	1	0	0	1	37	8.1
Don Olivieri	D	21	3	6	9	-2	8	1	2	0	0	0	0	0	0	0	0	0	51	5.9
Tim Daly	D	21	1	8	9	-19	6	0	4	0	0	0	0	0	0	0	0	0	45	2.2
Sam Florek	D	22	1	7	8	-13	19	0	2	0	0	0	0	0	0	0	0	0	47	2.1
Jordan Abt	D	61	1	7	8	-19	66	0	1	0	1	0	0	0	0	0	0	0	78	1.3
Erik Bradford	F	7	1	5	6	-1	4	0	1	0	0	0	1	0	0	0	0	0	14	7.1
TJ Moore	F	8	3	2	5	-2	0	2	0	0	0	0	0	0	0	0	0	0	20	15.0
Joonas Lyytinen	D	5	3	1	4	1	4	2	1	0	0	0	1	0	0	0	0	0	11	27.3
Ryan Segalla	D	6	0	0	0	-2	4	0	0	0	0	0	0	0	0	0	0	0	6	0.0
TOTALS		10	0	4	4	-5	8	0	0	0	0	0	0	0	0	0	0	0	12	0.0
Balazs Goz	D	30	0	3	3	-2	6	0	0	0	0	0	0	0	0	0	0	0	30	0.0
Ben Murphy	F	9	1	1	2	-2	17	0	0	0	0	0	0	0	0	0	0	0	12	8.3
Romain Chuard	D	23	1	1	2	-5	26	0	0	0	0	0	1	0	0	0	0	0	17	5.9
Daniel Johnston	D	4	0	1	1	0	4	0	0	0	0	0	0	0	0	0	0	0	8	0.0
TOTALS		8	0	2	2	-1	8	0	0	0	0	0	0	0	0	0	0	0	10	0.0
Nicholas Miglio	F	9	0	2	2	-5	4	0	0	0	0	0	0	0	0	0	0	0	15	0.0
Logan Nelson	C	9	0	2	2	-3	8	0	0	0	0	0	0	0	0	0	0	0	9	0.0
Rick Pinkston	D	17	0	2	2	-12	23	0	0	0	0	0	0	0	0	0	0	0	17	0.0
Joe Sova	D	5	1	0	1	-4	4	0	0	0	0	0	0	0	0	0	0	0	2	50.0
Mitch Vandergunst	F	15	1	0	1	1	35	0	0	0	0	0	0	0	0	0	0	0	7	14.3
John Rey	D	23	1	0	1	-6	20	0	0	0	0	0	0	0	0	0	0	0	24	4.2
Zane Schartz	D	4	0	1	1	-2	7	0	1	0	0	0	0	0	0	0	0	0	4	0.0
Steven Delisle	D	9	0	1	1	-5	15	0	0	0	0	0	0	0	0	0	0	0	16	0.0
Michael Pontarelli	F	5	0	1	1	0	0	0	0	0	0	0	0	0	0	0	0	0	5	0.0
TOTALS		14	0	1	1	-4	0	0	0	0	0	0	0	0	0	0	0	0	12	0.0
Dmytro Babenko	F	1	0	0	0	-2	0	0	0	0	0	0	0	0	0	0	0	0	0	0.0
Ben Greiner	F	1	0	0	0	0	0	0	0	0	0	0	0	0	0	0	0	0	1	0.0
Dillon Kelley	G	1	0	0	0	0	0	0	0	0	0	0	0	0	0	0	0	0	0	0.0
Sammy Banga	F	2	0	0	0	1	4	0	0	0	0	0	0	0	0	0	0	0	1	0.0
Jordan Haskell	F	2	0	0	0	0	2	0	0	0	0	0	0	0	0	0	0	0	2	0.0
Taylor McCloy	F	2	0	0	0	-5	0	0	0	0	0	0	0	0	0	0	0	0	7	0.0
Taylor Thompson	F	2	0	0	0	0	5	0	0	0	0	0	0	0	0	0	0	0	1	0.0
Frederic Allard	D	3	0	0	0	1	2	0	0	0	0	0	0	0	0	0	0	0	5	0.0
Matt McMorrow	F	3	0	0	0	-1	0	0	0	0	0	0	0	0	0	0	0	0	1	0.0
Jari Allevi	F	4	0	0	0	-2	2	0	0	0	0	0	0	0	0	0	0	0	1	0.0
Tyler Piacentini	F	4	0	0	0	-1	2	0	0	0	0	0	0	0	0	0	0	0	3	0.0
Jake Paterson	G	5	0	0	0	0	0	0	0	0	0	0	0	0	0	0	0	0	0	0.0
Marc Hetnik	D	7	0	0	0	-1	4	0	0	0	0	0	0	0	0	0	0	0	3	0.0
Mitchell Mueller	F	17	0	0	0	0	7	0	0	0	0	0	0	0	0	0	0	0	17	0.0
Jamie Murray	G	27	0	0	0	0	4	0	0	0	0	0	0	0	0	0	0	0	0	0.0
Ty Reichenbach	G	45	0	0	0	0	2	0	0	0	0	0	0	0	0	0	0	0	0	0.0
BENCH		72	2				26												2	

TEAM TOTALS 72 211 342 551 -366 805 51 99 10 13 24 29 6 12 11 2 10 2405 8.7

GOALIE	GP	MINS	W	L	OTL	SL	SO	EN	GA	GAA	SOGP	SOW	SA	SVS	SV%
Ty Reichenbach	45	2544	19	22	3	0	1	8	143	3.37	1	1	1606	1463	0.911
Jamie Murray	27	1468	6	12	3	1	0	2	89	3.64	2	1	924	835	0.904
Jake Paterson	5	297	1	4	0	0	0	0	23	4.64	0	0	211	188	0.891
Dillon Kelley	1	19	0	1	0	0	0	1	2	6.17	0	0	9	7	0.778

TEAM TOTALS 78 4328 26 39 6 1 1 11 257 3.56 3 2 2750 2493 0.907



Robbie Ftorek Head Coach

Robbie Ftorek enters his second full season as the Admirals' head coach after taking over the team's coaching duties on Nov. 29, 2016. The 65-year-old has 1,258 games of professional hockey coaching experience, including 443 in the National Hockey League. Most recently, Ftorek was an assistant coach with the Abbotsford Heat of the American Hockey League in 2013-14 and prior to that, his most recent head-coaching gig was with the Erie Otters of the Ontario Hockey League from 2007-13. Ftorek currently holds an NHL coaching record of 229-157-13 along with 44 ties over six seasons with the Boston Bruins, Los Angeles Kings and New Jersey Devils. Along with his head coaching experience, the United States Hockey Hall of Fame member also spent four seasons as an assistant with New Jersey and the Quebec Nordiques. Prior to his coaching career, Ftorek played 707 games of professional hockey in the NHL and World Hockey Association. His very first stop in his career came with the Virginia Wings of the AHL, back in 1972.

Coaching Record		Regular Season				Playoffs		
Season	Team	Games	W	L	T	Games	W	L
1985-86	New Haven (AHL)	80	36	37	7	5	1	4
1986-87	New Haven (AHL)	80	44	25	11	7	3	4
1987-88	New Haven (AHL)	27	16	8	3	--	--	--
1987-88	Los Angeles (NHL)	52	23	25	4	--	--	--
1988-89	Los Angeles (NHL)	80	42	31	7	11	4	7
1989-90	Halifax (AHL)	48	25	19	4	--	--	--
1992-93	Utica (AHL)	80	33	36	11	7	3	4
1993-94	Albany (AHL)	80	38	34	8	5	1	4
1994-95	Albany (AHL)	80	46	17	7	14	12	2
1995-96	Albany (AHL)	80	54	19	7	4	1	3
1998-99	New Jersey (NHL)	82	47	24	11	7	3	4
1999-00	New Jersey (NHL)	74	41	25	8	--	--	--
2001-02	Boston (NHL)	82	43	24	15	6	2	4
2002-03	Boston (NHL)	73	33	28	12	--	--	--
2003-04	Albany (AHL)	28	7	15	3	--	--	--
2004-05	Albany (AHL)	80	29	38	13	--	--	--
2005-06	Albany (AHL)	80	25	48	7	--	--	--
2007-08	Erie (OHL)	53	15	34	4	--	--	--
2008-09	Erie (OHL)	68	34	29	5	5	1	4
2009-10	Erie (OHL)	68	33	28	7	4	0	4
2010-11	Erie (OHL)	68	40	26	2	7	3	4
2011-12	Erie (OHL)	68	10	52	6	--	--	--
2016-17	Norfolk Admirals (ECHL)	55	24	29	2	--	--	--
2017-18	Norfolk Admirals (ECHL)	72	26	39	7	--	--	--
	ECHL Totals	127	50	68	9	--	--	--

Coaching History

Year	Coach	STD	W	L	T	PTS	Playoffs
2017-18	Robbie Ftorek	6-S	26	39	7	59	Out of Playoffs
2016-17	Robbie Ftorek	7-S	24	29	2	50	Out of Playoffs
	Rod Aldoff		2	11	4	8	
2015-16	Eric Veilleux	5-E	30	37	5	65	Out of Playoffs
2014-15	J.F. Houle	6-P	26	38	8	60	Out of Playoffs
2013-14	Troy Mann	2-P	36	30	6	78	Lost Conference Finals
2012-13	Matt O'Dette	5-P	22	44	8	50	Out of Playoffs
2011-12	Matt O'Dette	4-P	24	41	7	55	Out of Playoffs
2010-11	Marty Raymond	1-P	41	27	4	86	Lost Conference Quarterfinals
2009-10	Marty Raymond	1-P	38	29	5	81	Lost Conference Semifinals
2008-09	Marty Raymond	3-P	33	31	8	74	Lost Division Semifinals
2007-08	Marty Raymond	3-P	26	37	9	61	Lost Conference Quarterfinals
2006-07	Marty Raymond	2-P	41	19	12	94	Lost Conference Semifinals
2005-06	Marty Raymond	2-P	40	26	6	86	Lost Division Finals
2004-05	Marty Raymond	4-W	40	22	10	90	Lost Division Semifinals
2003-04	Marty Raymond	5-P	6	9	2	14	Out of Playoffs
	Paul Kelly		19	29	7	45	

§ - Bakersfield Condors

2018-19 Schedule

Sat. Oct. 13 Wheeling	Thu. Dec. 13 at Cincinnati	Sat. Feb. 9 Atlanta
Fri. Oct. 19 at Florida	Fri. Dec. 14 at Toledo	Wed. Feb. 13 South Carolina
Sat. Oct. 20 at Florida	Sat. Dec. 15 at Wheeling	Fri. Feb. 15 Maine
Wed. Oct. 24 South Carolina	Wed. Dec. 19 Wheeling	Sat. Feb. 16 Maine
Fri. Oct. 26 South Carolina	Fri. Dec. 21 Wheeling	Tue. Feb. 19 at South Carolina
Sat. Oct. 27 South Carolina	Sat. Dec. 22 Wheeling	Thu. Feb. 21 at Orlando
Wed. Oct. 31 Greenville	Fri. Dec. 28 at South Carolina	Sat. Feb. 23 at Jacksonville
Fri. Nov. 2 at Atlanta	Sat. Dec. 29 at Atlanta	Sun. Feb. 24 at Jacksonville
Sun. Nov. 4 at Atlanta	Sun. Dec. 30 at Atlanta	Fri. Mar. 1 Reading
Mon. Nov. 5 at Greenville	Fri. Jan. 4 at Reading	Sat. Mar. 2 Reading
Fri. Nov. 9 Atlanta	Sat. Jan. 5 at Adirondack	Wed. Mar. 6 at Maine
Sat. Nov. 10 Atlanta	Sun. Jan. 6 at Manchester	Sat. Mar. 9 at Worcester
Mon. Nov. 12 at Jacksonville	Wed. Jan. 9 Orlando	Sun. Mar. 10 at Manchester
Thu. Nov. 15 at Greenville	Fri. Jan. 11 Orlando	Fri. Mar. 15 at South Carolina
Fri. Nov. 16 at Atlanta	Sat. Jan. 12 Orlando	Sun. Mar. 17 at Atlanta
Wed. Nov. 21 Florida	Wed. Jan. 16 Jacksonville	Wed. Mar. 20 Jacksonville
Fri. Nov. 23 Florida	Fri. Jan. 18 Jacksonville	Fri. Mar. 22 Jacksonville
Sat. Nov. 24 Florida	Sat. Jan. 19 Jacksonville	Sat. Mar. 23 Jacksonville
Wed. Nov. 28 at Greenville	Fri. Jan. 25 at Greenville	Wed. Mar. 27 at Florida
Sat. Dec. 1 at Orlando	Sat. Jan. 26 at South Carolina	Fri. Mar. 29 at Florida
Sun Dec. 2 at Orlando	Fri. Feb. 1 at Jacksonville	Sat. Mar. 30 at Florida
Wed. Dec. 5 Manchester	Sat. Feb. 2 at Jacksonville	Wed. Apr. 3 Greenville
Fri. Dec. 7 Manchester	Wed. Feb. 6 Reading	Fri. Apr. 5 Greenville
Sat. Dec. 8 Manchester	Fri. Feb. 8 Reading	Sat. Apr. 6 Greenville

2017-18 Results

Oct. 13 at Idaho	2-4	Dec. 15 Orlando	4-2	Feb. 11 Adirondack	2-5
Oct. 14 at Idaho	5-3	Dec. 16 Orlando	2-7	Feb. 14 Jacksonville	2-5
Oct. 16 at Utah	5-3	Dec. 20 at Orlando	5-3	Feb. 16 Greenville	3-1
Oct. 20 at Colorado	3-6	Dec. 21 at Orlando	2-0	Feb. 17 Greenville	4-3
Oct. 21 at Colorado	4-6	Dec. 23 at Orlando	3-2#	Feb. 19 Jacksonville	5-4*
Oct. 27 South Carolina	4-5	Dec. 29 Jacksonville	3-4*	Feb. 20 at South Carolina	2-3
Oct. 28 South Carolina	2-5	Dec. 30 Jacksonville	4-5#	Feb. 23 at Jacksonville	3-5
Nov. 1 Manchester	1-7	Jan. 3 Wheeling	3-2*	Feb. 25 at Orlando	1-2
Nov. 3 Manchester	1-4	Jan. 7 at Greenville	5-2	Feb. 26 at Orlando	3-5
Nov. 4 Manchester	4-3*	Jan. 9 at South Carolina	4-5*	Mar. 2 Atlanta	3-2
Nov. 8 Atlanta	4-5*	Jan. 10 at Atlanta	1-4	Mar. 3 Atlanta	4-1
Nov. 10 at Brampton	2-4	Jan. 12 at Wheeling	3-4*	Mar. 9 at Brampton	3-4
Nov. 12 at Wheeling	3-5	Jan. 13 at Wheeling	2-4	Mar. 10 at Adirondack	1-4
Nov. 16 Adirondack	2-3	Jan. 19 South Carolina	2-3*	Mar. 11 at Manchester	3-4*
Nov. 17 Wheeling	2-6	Jan. 20 South Carolina	3-2*	Mar. 16 Greenville	6-3
Nov. 18 Wheeling	4-1	Jan. 23 at Greenville	8-1	Mar. 17 Greenville	5-2
Nov. 22 Florida	3-4	Jan. 26 at Atlanta	7-4	Mar. 18 Jacksonville	1-4
Nov. 24 Florida	1-4	Jan. 27 at Atlanta	0-4	Mar. 21 at Florida	2-7
Nov. 25 Florida	3-2*	Jan. 28 at South Carolina	1-3	Mar. 23 at Florida	1-4
Nov. 30 at Jacksonville	4-3#	Jan. 30 at South Carolina	5-3	Mar. 24 at Florida	1-5
Dec. 2 at Jacksonville	7-6#	Feb. 2 Reading	1-7	Mar. 30 Kalamazoo	2-3
Dec. 8 at Manchester	2-5	Feb. 3 Reading	0-2	Mar. 31 Kalamazoo	2-1
Dec. 9 at Adirondack	2-4	Feb. 9 Adirondack	7-4	Apr. 6 Reading	2-6
Dec. 10 at Manchester	1-2	Feb. 10 Adirondack	2-4	Apr. 7 at Reading	2-5

* - Overtime

- Shootout



Trent Ferguson
President/Chief Revenue Officer

Trent Ferguson enters his second season with the Norfolk Admirals after spending the previous 10 seasons with the Florida Everblades. Ferguson oversees all business matters for the Admirals front office, including; sales, marketing, public relations and business affairs. Originally from Michigan, Ferguson is a proud member of the Northern Michigan University Alumni Association and enjoys spending time with his wife and two sons on his days away from hockey.

201 East Brambleton Ave., Norfolk, VA 23510

Office	(757) 640-1212	Email ..	admiralsinfo@norfolkadmirals.com
Arena	Norfolk Scope	Capacity	8,700
Rink Dimensions	200 x 85	Team Colors	White, Blue, Gold
Radio Station	Mixlr.com	Broadcaster	Alex Reed

Team Directory

President/Chief Revenue Officer	Trent Ferguson
Vice President of Operations	Brooke Cranor
Director of Business Affairs	Paul Brabant
Director of Communications and Media	Alex Reed
Director of Ticket Sales	Matt Trichon
Director of Community Development	Christina Woods
Corporate Partnerships Manager	Dennis McEwen
Ticket Services Manager	Casey O'Donovan
Fan Engagement Executive	Sabrina Hirst
Sales Manager	Sami Hamad
Account Executives	Shelby Cohen and Karl Lowe
Head Coach	Robbie Ftorek
Assistant Coach	Peter Sidorkiewicz
Athletic Trainer	TBD
Equipment Manager	Jim Chesnut



ORLANDO SOLAR BEARS

2017-18 Results

33W-30L-6OTL-3SOL 75 PTS.
Third, South Division

NHL Affiliate: Tampa Bay Lightning

AHL Affiliate: Syracuse Crunch

Year-by-Year Record

Season	GP	Home					Away					Overall					GF	GA	PTS
		W	L	T	OT	SO	W	L	T	OT	SO	W	L	T	OT	SO			
2017-18	72	16	13	7	3-4	2-3	17	17	2	3-2	0-0	33	30	9	6-6	2-3	212	228	75
2016-17	72	19	11	6	0-3	2-3	17	15	4	1-4	1-0	36	26	10	1-7	5-3	260	258	82
2015-16	72	15	18	3	2-1	1-2	18	12	6	4-3	2-3	33	30	9	6-4	3-5	224	232	75
2014-15	72	18	13	5	1-3	3-2	19	12	5	1-3	2-2	37	25	10	2-6	5-4	236	215	84
2013-14	72	24	9	3	2-2	0-1	19	15	2	3-0	4-2	43	24	5	5-2	4-3	225	219	91
2012-13	72	20	11	5	2-1	3-4	8	26	2	2-2	3-0	28	37	7	4-3	6-4	197	253	63

T - Includes Overtime and Shootout Losses

Year-by-Year Results

Season	Finished	Result
2018	3rd, South	Lost Division Finals
2017	4th, South	Lost Division Semifinals
2016	3rd, South	Out of Playoffs
2015	4th, East	Lost Division Semifinals
2014	2nd, South	Lost Conference Quarterfinals
2013	5th, South	Out of Playoffs

All-Time Record vs. Other Clubs

Team	W-L-T	Team	W-L-T	Team	W-L-T	Team	W-L-T
Adirondack	2-4-0	Greenville	30-20-7	Manchester	2-3-2	Tulsa	1-0-0
Allen	2-1-1	Idaho	1-0-0	Newfoundland	0-0-0	Utah	3-1-1
Atlanta	28-23-8	Indy	4-1-1	Norfolk	8-4-3	Wheeling	9-2-0
Brampton	9-0-0	Jacksonville	7-1-1	Rapid City	0-0-0	Wichita	0-0-0
Cincinnati	9-3-1	Kalamazoo	8-5-4	Reading	5-4-1	Worcester	2-1-0
Florida	32-48-7	Kansas City	1-0-1	South Carolina	21-27-8		
Fort Wayne	2-8-1	Maine	0-0-0	Toledo	5-2-1		

Web - OrlandoSolarBearsHockey.com

Twitter - [@OrlandoHockey](https://twitter.com/OrlandoHockey)

126 - Orlando Solar Bears

Club Records**Players**

Most Points, Season	70 Eric Faille, 2016-17
Most Points, Game	5 Max Novak at Florida, Mar. 17, 2018 Joshua Winquist vs. Florida, Dec. 29, 2017 Michael Neal vs. Wheeling, Jan. 17, 2013
Most Goals, Season	35 Joe Perry, 2016-17
Most Goals, Game	4 Mickey Lang vs. S. Carolina, Feb. 11, 2014 Dan Gendur vs. Florida, Dec. 28, 2012
Most Assists, Season	43 Eric Faille, 2016-17
Most Assists, Game	4 four times, most recent: Max Novak at Florida, Mar. 17, 2018
Most PIM, Season	155 Ian Slater, 2013-14
Most PIM, Game	31 Mark Louis vs. Adirondack, Mar. 20, 2016

Goaltenders

Most Appearances	43 Cal Heeter, 2017-18
Most Minutes	2,368 Cal Heeter, 2017-18
Most Wins	22 Ryan Massa, 2016-17
Most Losses	17 Rob Madore, 2015-16
Most Overtime Losses	7 Rob Madore, 2015-16
Most Shots	1,375 Ryan Massa, 2016-17
Most Saves	1,254 Ryan Massa, 2016-17
Most Shutouts	5 Garret Sparks, 2014-15
Lowest GAA	2.34 Garret Sparks, 2014-15
Best Save Percentage	.936 Garret Sparks, 2014-15

Team

Most Points	91 2013-14
Fewest Points	63 2012-13
Most Wins	43 2013-14
Fewest Wins	28 2012-13
Most Losses	37 2012-13
Fewest Losses	24 2013-14
Most Goals Scored	260 2016-17
Fewest Goals Against	215 2014-15
Most Penalty Minutes	1,312 2012-13

Longest Winning Streak

Overall	11 Feb. 4-28, 2014
Home	10 Jan. 3-Feb. 28, 2014
Road	7 Feb. 4-Mar. 7, 2014

Longest Winless Streak

Overall	7 Oct. 25-Nov. 9, 2014 Mar. 2-17, 2013
Home	7 Oct. 28-Nov. 12, 2017
Road	11 Jan. 26-Mar. 30, 2013

Regular Season Game Attendance Record

11,075 vs. Adirondack, March 19, 2016

Postseason Game Attendance

8,243 vs. Florida, April 22, 2017

Regular Season Attendance Record

240, 057, 2012-13

Playoff Record vs. Current Teams

	<u>Series</u>	<u>W</u>	<u>L</u>	<u>GP</u>	<u>W</u>	<u>L</u>	<u>GF</u>	<u>GA</u>	<u>Last Mtg</u>	<u>Rnd</u>	<u>Result</u>
Cincinnati	1	0	1	6	2	4	12	17	2014	CQF	L 2-4
Florida	3	0	3	18	6	12	49	68	2018	DF	L 1-4
South Carolina	1	1	0	4	4	0	8	3	2018	DSF	W 4-0

All-Time Playoff Results

<u>Year</u>	<u>Round</u>	<u>Opponent</u>	<u>Result</u>	<u>GF</u>	<u>GA</u>	<u>OT</u>	<u>Year</u>	<u>Round</u>	<u>Opponent</u>	<u>Result</u>	<u>GF</u>	<u>GA</u>	<u>OT</u>
2018	DF	Florida	L 1-4	10	22	0-0							
	DSF	South Carolina	W 4-0	8	3	2-0							
2017	DSF	Florida	L 3-4	23	27	0-1							
2015	DSF	Florida	L 2-4	16	19	0-1							
2014	CQF	Cincinnati	L 2-4	12	17	1-0							

2017-18 Regular Season Statistics

PLAYER	Pos	GP	G	A	PTS	+/-	PIM	PP	PPA	SH	SHA	GW	FG	OT	UA	EN	SOG	SOA	Shots	Sh%	
Hunter Fejes	F	35	14	18	32	12	47	3	5	1	1	2	0	0	1	1	1	0	137	10.2	
TOTALS		67	30	29	59	9	85	8	8	1	1	3	2	0	1	1	1	1	259	11.6	
Max Novak	F	66	21	36	57	-18	30	8	15	2	1	3	1	0	2	1	1	0	2	191	11.0
Joshua Winquist	LW	55	18	35	53	-14	65	6	16	0	0	4	3	1	1	1	2	4	154	11.7	
J.J. Piccinich	F	69	18	25	43	-8	30	3	9	3	0	3	2	1	2	2	1	3	161	11.2	
Martins Dzierkals	F	51	15	21	36	-2	46	3	6	0	0	5	2	1	2	0	2	4	122	12.3	
Nolan Valleau	F	41	8	26	34	6	12	6	11	0	1	0	1	0	0	0	0	0	140	5.7	
Joe Perry	F	54	18	14	32	6	59	4	4	1	1	3	2	0	0	2	0	0	135	13.3	
Kristian Pospisil	F	51	13	13	26	-10	75	2	4	0	0	2	2	0	2	0	0	0	2	110	11.8
Chris Crane	F	32	12	13	25	9	32	3	1	1	0	0	1	0	0	1	0	0	88	13.6	
Jean Dupuy	F	33	9	15	24	-5	35	2	2	0	1	2	1	0	0	0	0	0	89	10.1	
Mike Monfredo	D	68	7	16	23	1	148	0	7	0	0	1	1	0	1	0	0	0	119	5.9	
Sam Jardine	D	63	4	18	22	-3	93	1	7	0	0	0	0	0	0	0	0	0	118	3.4	
Chris LeBlanc	F	60	10	11	21	-1	24	3	0	1	1	0	2	0	1	1	0	0	100	10.0	
Stephen Collins	F	5	0	0	0	1	0	0	0	0	0	0	0	0	0	0	0	0	3	0.0	
TOTALS		35	3	13	16	1	4	1	3	0	0	1	0	0	0	0	0	0	33	9.1	
Alex Gudbranson	D	40	4	11	15	2	63	1	2	0	0	1	1	1	1	0	0	0	61	6.6	
J.C. Campagna	LW	15	3	11	14	5	4	0	2	0	0	1	0	0	0	0	0	0	46	6.5	
Robbie Baillargeon	F	8	0	4	4	-2	6	0	2	0	0	0	0	0	0	0	0	0	10	0.0	
TOTALS		29	0	13	13	-4	14	0	5	0	0	0	0	0	0	0	0	0	42	0.0	
Kale Kerbashian	F	16	8	4	12	0	4	2	2	1	0	4	2	2	1	0	0	2	47	17.0	
Taylor Thompson	F	28	6	5	11	3	26	0	0	0	0	3	0	0	0	0	0	0	45	13.3	
TOTALS		30	6	5	11	3	31	0	0	0	0	3	0	0	0	0	0	0	46	13.0	
Todd Skirving	F	19	5	4	9	-10	19	3	0	0	0	1	0	0	0	0	0	0	38	13.2	
Jeff King	D	34	3	6	9	-22	19	1	2	0	0	0	0	0	0	0	0	0	46	6.5	
Darryl Bootland	RW	21	3	5	8	-2	95	2	1	0	0	0	1	0	0	0	0	0	39	7.7	
Adam Phillips	D	52	2	6	8	2	20	0	0	0	1	0	0	0	0	0	0	0	59	3.4	
Kyle Rankin	F	59	2	6	8	-5	51	0	0	0	0	0	0	0	0	0	0	0	112	1.8	
Sean Zimmerman	D	52	1	7	8	6	122	0	0	0	0	0	0	0	0	0	0	0	29	3.4	
Mike Vaskivuo	F	9	1	5	6	-3	6	0	1	0	0	0	0	0	0	0	0	0	32	3.1	
Aleksandr Mikulovich	D	35	2	3	5	6	83	0	0	0	0	0	0	0	0	0	0	0	41	4.9	
Zach Stepan	F	8	0	5	5	-2	0	2	0	0	0	0	0	0	0	0	0	0	17	0.0	
Matias Cleland	D	25	1	2	3	-1	20	0	0	0	0	1	0	1	0	0	0	0	41	2.4	
Logan Nelson	C	7	0	3	3	-5	2	0	2	0	0	0	0	0	0	0	0	0	11	0.0	
Cal Heeter	G	43	0	3	3	0	12	0	0	0	0	0	0	0	0	0	0	0	1	0.0	
Michael Turner	F	9	2	0	2	4	5	0	0	0	0	0	1	0	0	0	0	0	10	20.0	
Matt Hackett	G	1	0	1	1	0	0	0	0	0	0	0	0	0	0	0	0	0	0	0.0	
Kenton Helgesen	F	2	0	1	1	0	2	0	0	0	0	0	0	0	0	0	0	0	3	0.0	
Curtis Miske	F	2	0	1	1	0	0	0	1	0	0	0	0	0	0	0	0	0	2	0.0	
Marcus Basara	F	4	0	1	1	2	13	0	0	0	0	0	0	0	0	0	0	0	0	0.0	
Mackenzie Skapski	G	33	0	1	1	0	0	0	1	0	0	0	0	0	0	0	0	0	0	0.0	
Gordon Defiel	G	1	0	0	0	0	0	0	0	0	0	0	0	0	0	0	0	0	0	0.0	
Manny Galedakis	F	1	0	0	0	0	0	0	0	0	0	0	0	0	0	0	0	0	1	0.0	
Brandon Pfeil	D	1	0	0	0	0	2	0	0	0	0	0	0	0	0	0	0	0	3	0.0	
Tommy Davis	D	2	0	0	0	1	0	0	0	0	0	0	0	0	0	0	0	0	3	0.0	
Kasimir Kaskisuo	G	2	0	0	0	0	0	0	0	0	0	0	0	0	0	0	0	0	0	0.0	
Eric Baier	D	3	0	0	0	-5	0	0	0	0	0	0	0	0	0	0	0	0	6	0.0	
Keegan Harper	D	6	0	0	0	-4	4	0	0	0	0	0	0	0	0	0	0	0	4	0.0	
Mackenzie Braid	D	9	0	0	0	-2	26	0	0	0	0	0	0	0	0	0	0	0	4	0.0	
BENCH		72	2				30												2		
TEAM TOTALS		72	212	356	566	-61	1332	55	105	10	7	31	28	6	14	9	5	18	2380	8.8	

GOALIE	GP	MINS	W	L	OTL	SL	SO	EN	GA	GAASOGP	SOW	SA	SVS	SV%	
Cal Heeter	43	2368	19	15	4	2	1	7	108	2.74	3	1	1267	1159	0.915
Mackenzie Skapski	33	1783	12	14	2	1	2	6	90	3.03	2	1	958	868	0.906
Kasimir Kaskisuo	2	123	1	1	0	0	0	1	8	3.91	0	0	69	61	0.884
Matt Hackett	1	24	1	0	0	0	0	0	2	4.97	0	0	11	9	0.818
Gordon Defiel	1	34	0	0	0	0	0	0	3	5.22	0	0	25	22	0.880
TEAM TOTALS	80	4332	33	30	6	3	3	14	211	2.92	5	2	2330	2119	0.909

2018 Kelly Cup Playoffs Statistics

PLAYER	Pos	GP	G	A	PTS	+/-	PIM	PP	PPA	SH	SHA	GW	FG	OT	UA	EN	Shots	Sh%	
Hunter Fejes	F	9	3	6	9	4	7	0	3	2	0	2	1	1	1	0	24	12.5	
Joe Perry	F	9	3	2	5	2	10	0	0	0	1	0	0	0	1	1	30	10.0	
Chris LeBlanc	F	8	4	0	4	0	2	1	0	0	0	1	0	0	0	0	13	30.8	
Jean Dupuy	F	9	2	2	4	-5	30	0	0	0	0	1	0	1	0	0	21	9.5	
Max Novak	F	9	2	2	4	-5	2	2	1	0	0	0	1	0	0	0	22	9.1	
Sam Jardine	D	9	1	3	4	-1	4	1	1	0	0	0	1	0	0	0	17	5.9	
J.J. Piccinich	F	3	2	1	3	2	2	0	0	0	0	1	0	0	0	1	5	40.0	
Martins Dzierkals	F	7	1	2	3	0	19	0	0	0	0	1	0	0	0	0	13	7.7	
Nolan Valleau	D	7	0	3	3	-3	6	0	0	0	0	0	0	0	0	0	14	0.0	
Kale Kerbashian	F	8	0	2	2	-10	0	0	2	0	0	0	0	0	0	0	17	0.0	
Kyle Rankin	F	9	0	2	2	-1	2	0	0	0	0	0	0	0	0	0	16	0.0	
Chris Crane	F	5	0	1	1	0	4	0	1	0	0	0	0	0	0	0	8	0.0	
Robbie Baillargeon	F	6	0	1	1	-1	2	0	0	0	0	0	0	0	0	0	5	0.0	
Adam Phillips	D	8	0	1	1	-1	8	0	0	0	0	0	0	0	0	0	11	0.0	
Sean Zimmerman	D	8	0	1	1	4	43	0	0	0	1	0	0	0	0	0	7	0.0	
Mike Monfredo	D	9	0	1	1	-2	40	0	0	0	0	0	0	0	0	0	10	0.0	
Curtis Miske	F	3	0	0	0	0	2	0	0	0	0	0	0	0	0	0	5	0.0	
Mackenzie Skapski	G	3	0	0	0	0	0	0	0	0	0	0	0	0	0	0	0	0	0.0
Tommy Davis	D	4	0	0	0	-3	4	0	0	0	0	0	0	0	0	0	0	0	0.0
Taylor Thompson	F	5	0	0	0	-3	9	0	0	0	0	0	0	0	0	0	3	0.0	
Cal Heeter	G	8	0	0	0	0	4	0	0	0	0	0	0	0	0	0	0	0	0.0
Alex Gudbranson	D	9	0	0	0	-4	4	0	0	0	0	0	0	0	0	0	0	6	0.0
BENCH		9	0				2											0	
TEAM TOTALS	9	18	30	48	-27	206	4	8	2	2	2	5	4	2	2	2	247	7.3	

GOALIE	GPMINS	W	L	SO	EN	GA	GAA	SA	SVS	SV%
Cal Heeter	8 443	4	3	1	2	14	1.90	255	241	0.945
Mackenzie Skapski	3 127	1	1	0	0	9	4.25	73	64	0.877
TEAM TOTALS	11 570	5	4	1	2	23	2.42	328	305	0.930



Drake Berehowsky **Head Coach/General Manager**

Drake Berehowsky was named the fourth head coach in Solar Bears history on Nov. 14, 2016, after previously serving as the team's head coach during the inaugural 2012-13 season, in which he guided the club to a 20-11-5 record on home ice. The native of Toronto had been the associate coach of the Ontario Hockey League's Sudbury Wolves since 2015 and from 2013-15 he was head coach of the Western Hockey League's Lethbridge Hurricanes. Prior to his first stint with Orlando, Berehowsky was an assistant coach with the American Hockey League's Peoria Rivermen from 2009-12. Berehowsky enjoyed a 549-game career in the NHL from 1990-2004 with the Toronto Maple Leafs, Pittsburgh Penguins, Edmonton Oilers, Nashville Predators, Vancouver Canucks and Phoenix Coyotes. Known for his rugged play as a defenseman, Berehowsky amassed 149 points (37g-112a) and 848 penalty minutes in the NHL. Berehowsky was a first-round selection (10th overall) of the Maple Leafs in the 1990 NHL Entry Draft. Drake and his wife Lori have six children – Duke, Dawson, Dalton, Dylan, Daniel and Diesel.

Coaching Record		Regular Season				Playoffs		
Season	Team	Games	W	L	T	Games	W	L
2012-13	Orlando Solar Bears (ECHL)	72	28	37	7	--	--	--
2013-14	Lethbridge (WHL)	72	12	55	5	--	--	--
2014-15	Lethbridge (WHL)	29	6	19	4	--	--	--
2016-17	Orlando Solar Bears (ECHL)	61	31	21	9	7	3	4
2017-18	Orlando Solar Bears (ECHL)	72	33	30	9	9	5	4
	ECHL Totals	205	92	88	25	16	8	8

Coaching History

Year	Coach	STD	W	L	T	PTS	Playoffs
2017-18	Drake Berehowsky	3-S	33	30	9	75	Lost Division Finals
2016-17	Drake Berehowsky	4-S	31	21	9	71	Lost Division Semifinals
	Anthony Noreen		5	5	1	11	
2015-16	Anthony Noreen	3-S	33	30	9	75	Out of Playoffs
2014-15	Vince Williams	4-E	37	25	10	84	Lost Division Semifinals
2013-14	Vince Williams	2-S	43	24	5	91	Lost Conference Quarterfinals
2012-13	Drake Berehowsky	5-S	28	37	7	63	Out of Playoffs

2018-19 Schedule

Sat. Oct. 13 Atlanta	Mon. Dec. 17 South Carolina	Fri. Feb. 15 Jacksonville
Mon. Oct. 15 South Carolina	Thu. Dec. 20 Florida	Sun. Feb. 17 Manchester
Tue. Oct. 16 South Carolina	Fri. Dec. 21 Florida	Thu. Feb. 21 Norfolk
Fri. Oct. 19 at Jacksonville	Sat. Dec. 22 at Florida	Sat. Feb. 23 Greenville
Sat. Oct. 20 at Atlanta	Thu. Dec. 27 at Jacksonville	Sun. Feb. 24 Greenville
Fri. Oct. 26 Florida	Fri. Dec. 28 at Jacksonville	Wed. Feb. 27 Florida
Sat. Oct. 27 at Florida	Sat. Dec. 29 Jacksonville	Fri. Mar. 1 at Florida
Fri. Nov. 2 at Greenville	Wed. Jan. 2 Greenville	Sat. Mar. 2 Florida
Sat. Nov. 3 at Greenville	Sat. Jan. 5 South Carolina	Fri. Mar. 8 at Newfoundland
Tue. Nov. 6 Jacksonville	Sun. Jan. 6 South Carolina	Sat. Mar. 9 at Newfoundland
Sat. Nov. 10 at South Carolina	Mon. Jan. 7 Atlanta	Sun. Mar. 10 at Newfoundland
Wed. Nov. 14 at Maine	Wed. Jan. 9 at Norfolk	Wed. Mar. 13 Florida
Fri. Nov. 16 at Manchester	Fri. Jan. 11 at Norfolk	Sat. Mar. 16 Idaho
Sat. Nov. 17 at Worcester	Sat. Jan. 12 at Norfolk	Mon. Mar. 18 Idaho
Sun. Nov. 18 at Worcester	Fri. Jan. 18 at South Carolina	Tue. Mar. 19 Idaho
Wed. Nov. 21 South Carolina	Sat. Jan. 19 at South Carolina	Sat. Mar. 23 at Florida
Fri. Nov. 23 Newfoundland	Sun. Jan. 20 at South Carolina	Wed. Mar. 27 at Atlanta
Sat. Nov. 24 Newfoundland	Sat. Jan. 26 at Atlanta	Fri. Mar. 29 at Greenville
Sat. Dec. 1 Norfolk	Fri. Feb. 1 at Greenville	Sat. Mar. 30 at South Carolina
Sun. Dec. 2 Norfolk	Sat. Feb. 2 at Atlanta	Sun. Mar. 31 at Greenville
Fri. Dec. 7 at Atlanta	Wed. Feb. 6 Jacksonville	Tue. Apr. 2 Jacksonville
Sun. Dec. 9 Greenville	Fri. Feb. 8 Jacksonville	Thu. Apr. 4 Atlanta
Wed. Dec. 12 at Jacksonville	Sat. Feb. 9 at Jacksonville	Fri. Apr. 5 at Florida
Sun. Dec. 16 Atlanta	Wed. Feb. 13 at Florida	Sun. Apr. 7 Jacksonville

2017-18 Results

Oct. 14 at Jacksonville	5-4*	Dec. 20 Norfolk	3-5	Feb. 23 at Florida	3-1
Oct. 21 at Allen	2-6	Dec. 21 Norfolk	0-2	Feb. 25 Norfolk	2-1
Oct. 22 at Allen	4-3*	Dec. 23 Norfolk	2-3#	Feb. 26 Norfolk	5-3
Oct. 28 Atlanta	4-5	Dec. 27 Jacksonville	4-3*	Mar. 1 Reading	4-3*
Oct. 29 Atlanta	2-4	Dec. 29 Florida	5-3	Mar. 4 Reading	2-1*
Nov. 1 Florida	3-4*	Dec. 30 at Florida	1-7	Mar. 7 at Atlanta	1-6
Nov. 4 Florida	2-4	Jan. 3 at Florida	1-4	Mar. 10 at Greenville	7-1
Nov. 7 Greenville	2-7	Jan. 5 at Jacksonville	5-3	Mar. 11 at Greenville	3-2*
Nov. 9 Greenville	3-4*	Jan. 6 at Jacksonville	3-0	Mar. 15 Florida	1-2*
Nov. 12 Florida	3-4	Jan. 7 Jacksonville	3-1	Mar. 16 at Florida	1-3
Nov. 16 at Atlanta	2-4	Jan. 12 at Greenville	2-4	Mar. 17 at Florida	8-5
Nov. 17 at Greenville	1-4	Jan. 13 at South Carolina	2-1	Mar. 21 South Carolina	2-3#
Nov. 19 at Greenville	7-6	Jan. 20 Florida	2-3*	Mar. 23 South Carolina	1-2#
Nov. 21 Jacksonville	4-1	Jan. 21 Florida	5-3	Mar. 25 South Carolina	1-4
Nov. 22 at Jacksonville	3-4*	Jan. 26 at South Carolina	1-3	Mar. 29 Jacksonville	6-1
Nov. 25 South Carolina	3-2	Jan. 27 at South Carolina	0-5	Mar. 31 Greenville	5-0
Nov. 26 South Carolina	3-2#	Jan. 28 at Atlanta	4-3	Apr. 6 at Atlanta	3-4
Nov. 28 at Jacksonville	4-6	Feb. 2 at South Carolina	2-6	Apr. 7 at South Carolina	1-2
Dec. 1 at Greenville	2-1	Feb. 3 at Atlanta	6-0	+Apr. 12 at South Carolina	2-0
Dec. 2 at South Carolina	4-2	Feb. 7 Florida	1-3	+Apr. 14 at South Carolina	2-1
Dec. 3 at Atlanta	1-4	Feb. 9 Wheeling	5-2	+ Apr. 19 South Carolina	2-1*
Dec. 5 at Cincinnati	5-2	Feb. 11 Wheeling	5-6	+ Apr. 21 South Carolina	2-1*
Dec. 7 at Cincinnati	5-3	Feb. 12 Wheeling	1-4	+Apr. 28 at Florida	1-4
Dec. 9 at Kalamazoo	1-2*	Feb. 15 Worcester	4-2	+Apr. 29 at Florida	1-5
Dec. 10 at Fort Wayne	2-5	Feb. 16 Worcester	1-4	+ May 3 Florida	1-5
Dec. 15 at Norfolk	2-4	Feb. 17 Worcester	2-1#	+ May 4 Florida	5-3
Dec. 16 at Norfolk	7-2	Feb. 21 Florida	0-4	+ May 6 Florida	2-5

* - Overtime # - Shootout + - Kelly Cup Playoffs



Chris Heller
President

Chris Heller is currently the President of the Orlando Solar Bears. He began his career with the Solar Bears in November of 2011 as the Director of Finance and Legal Services. Heller previously worked as an attorney in Wheeling, W.Va. Heller earned his law degree at the West Virginia University College of Law in May of 2004. Originally hailing from Wheeling, he earned a B.A. in Accounting in 1998 from Bethany College in West Virginia. He previously worked as an accountant in Columbus and Pittsburgh for CroweChizek and PricewaterhouseCoopers from 1998-2001. Chris and his wife Natalie reside in Winter Garden, Fla. with their three children - Sophia, Maddox and Emerson.

8701 Maitland Summit Boulevard, Orlando, FL 32810

Office(407) 951-8200	Emailorlandoprohockey@gmail.com
ArenaAmway Center	Capacity9,049
Rink Dimensions200 x 85	Team ColorsPurple, Teal, Orange
Radio Stationorlandosolarbearshockey.com	BroadcasterJesse Liebman

Team Directory

President	Chris Heller
Head Coach & General Manager	Drake Berehowsky
Assistant Coach	Marc Lefebvre
Vice President of Ticket Operations & Client Services	Christopher Carmichael
Director of Marketing	Kristin Baier
Director of Communications & Broadcasting	Jesse Liebman
Director of Season Ticket Sales	Doug Perri
Senior Group Ticket Sales Account Manager	Zachary Cunningham
Office Manager	Caroline Brinson
Event Presentation & Marketing Manager	Kristen Carney
Corporate Partnership Sales Manager	Dylan Tell
Season Ticket Account Executive	Jonathan Papettas
Ticket Account Executive	Brett Stolberg
Athletic Trainer	Josh Chapman
Head Equipment Manager	Josh Famularo



RAPID CITY RUSH

2017-18 Results

25W-41L-3OTL-3SOL 56 PTS.
Seventh, Mountain Division

NHL Affiliate: TBD

AHL Affiliate: TBD

Year-by-Year Record

Season	GP	Home					Away					Overall					GF	GA	PTS
		W	L	T	OT	SO	W	L	T	OT	SO	W	L	T	OT	SO			
2017-18	72	15	19	2	5-1	1-1	10	22	4	6-3	2-3	25	41	6	6-3	2-3	203	268	56
2016-17	72	11	21	4	1-4	0-0	15	17	4	1-4	1-0	26	38	8	2-8	1-0	215	256	60
2015-16	72	17	16	3	2-1	0-2	13	19	4	1-2	1-2	30	35	7	3-3	1-4	177	210	67
2014-15	72	16	16	4	0-1	2-3	21	12	3	1-1	2-2	37	28	7	1-2	4-5	218	206	81

T - Includes Overtime and Shootout Losses

Year-by-Year Results

Season	Finished	Result
2018	7th, Mountain	Out of Playoffs
2017	7th, Mountain	Out of Playoffs
2016	4th, West	Out of Playoffs
2015	2nd, Central	Lost Division Finals

All-Time Record vs. Other Clubs

Team	W-L-T	Team	W-L-T	Team	W-L-T	Team	W-L-T
Adirondack	0-0-0	Greenville	0-0-0	Manchester	0-0-0	Tulsa	16-8-1
Allen	8-19-3	Idaho	12-24-2	Newfoundland	0-0-0	Utah	15-13-4
Atlanta	0-0-0	Indy	1-1-0	Norfolk	0-0-0	Wheeling	0-0-0
Brampton	6-6-0	Jacksonville	0-0-0	Orlando	0-0-0	Wichita	9-9-4
Cincinnati	1-0-0	Kalamazoo	0-1-0	Reading	0-2-0	Worcester	0-0-0
Florida	0-0-0	Kansas City	14-7-0	South Carolina	2-1-0		
Fort Wayne	1-4-1	Maine	0-0-0	Toledo	0-2-0		

Web - RapidCityRush.com

Twitter - [@RapidCityRush](https://twitter.com/RapidCityRush)

132 - Rapid City Rush

Club Records

Players

Most Points, Season	77	Jesse Schultz, 2014-15
Most Points, Game	6	Josh Macdonald vs. Fort Wayne, Mar. 4, 2016
Most Goals, Season	34	Jesse Schultz, 2014-15
Most Goals, Game	3	nine times, most recent: Ryan Misiak at Wichita, Feb. 15, 2017
Most Assists, Season	43	Jesse Schultz, 2014-15
Most Assists, Game	4	Ryan Walters vs. Fort Wayne, Mar. 4, 2016 Jesse Schultz vs. Wichita, Jan. 23, 2015
Most PIM, Season	134	Anthony Collins, 2016-17
Most PIM, Game	27	Garrett Clarke vs. Tulsa, Jan. 2, 2016

Goaltenders

Most Appearances	52	Danny Battochio, 2014-15
Most Minutes	2,818	Danny Battochio, 2014-15
Most Wins	25	Danny Battochio, 2014-15
Most Losses	20	Danny Battochio, 2015-16
Most Overtime Losses	4	Adam Morrison, 2016-17 Danny Battochio, 2014-15 and 2015-16
Most Shots	1,380	Danny Battochio, 2015-16
Most Saves	1,259	Danny Battochio, 2015-16
Most Shutouts	4	Danny Battochio, 2014-15
Lowest GAA	2.47	Danny Battochio, 2014-15
Best Save Percentage	.914	Adam Morrison, 2016-17

Team

Most Points	81	2014-15
Fewest Points	56	2017-18
Most Wins	37	2014-15
Fewest Wins	25	2017-18
Most Losses	41	2017-18
Fewest Losses	28	2014-15
Most Goals Scored	218	2014-15
Fewest Goals Against	206	2014-15
Most Penalty Minutes	1,229	2014-15

Longest Winning Streak

Overall	8	Mar. 13-Apr. 1 2015
Home	5	Mar. 13-Apr. 1, 2015
Road	6	Jan. 30-Feb. 21, 2015

Longest Winless Streak

Overall	10	Dec. 1-22, 2017 Jan. 16-Feb. 6, 2016
Home	4	Mar. 11-Apr. 1, 2017 Feb. 8-25, 2017
Road	8	Jan. 9-Feb. 12, 2016 Nov. 12-29, 2014

Regular Season Game Attendance Record

5,119 two times, most recent:
vs. Utah, Feb. 7, 2018

Postseason Game Attendance

3,345 vs. Allen, May 9, 2015

Regular Season Attendance Record

138,826, 2014-15

Playoff Record vs. Current Teams

	<u>Series</u>	<u>W</u>	<u>L</u>	<u>GP</u>	<u>W</u>	<u>L</u>	<u>GF</u>	<u>GA</u>	<u>Last Mtg</u>	<u>Rnd</u>	<u>Result</u>
Allen	1	0	1	6	2	4	19	29	2015	DF	L 2-4

All-Time Playoff Results

<u>Year</u>	<u>Round</u>	<u>Opponent</u>	<u>Result</u>	<u>GF</u>	<u>GA</u>	<u>OT</u>	<u>Year</u>	<u>Round</u>	<u>Opponent</u>	<u>Result</u>	<u>GF</u>	<u>GA</u>	<u>OT</u>
2015	DF	Allen	L 2-4	19	29	0-0							
	DSF	Quad City	W 4-3	13	15	1-0							

2017-18 Regular Season Statistics

PLAYER	Pos	GP	G	A	PTS	+/-	PIM	PP	PPA	SH	SHA	GW	FG	OT	UA	EN	SOG	SOA	Shots	Sh%
Peter Sivak	F	58	26	34	60	4	30	3	10	0	1	4	6	2	2	3	0	3	201	12.9
TOTALS		62	26	35	61	-1	32	3	10	0	1	4	6	2	2	3	0	3	210	12.4
Daniel Leavens	RW	47	12	30	42	-1	31	2	5	0	2	2	2	1	1	1	1	2	130	9.2
TOTALS		66	15	36	51	-3	45	2	6	0	2	2	3	1	2	1	2	4	169	8.9
Dante Salituro	F	53	23	25	48	-15	67	7	6	2	0	1	7	0	0	0	0	1	163	14.1
Kenton Miller	F	57	21	20	41	-14	43	5	3	0	1	2	2	0	1	0	0	2	179	11.7
Andrew Radjenovic	F	13	9	7	16	1	2	2	0	0	0	1	0	0	0	0	0	1	41	22.0
TOTALS		54	16	21	37	0	24	2	2	0	0	2	1	0	0	0	1	3	144	11.1
Pavel Jenys	RW	48	17	18	35	-13	29	3	4	0	0	2	2	0	1	0	0	1	89	19.1
Jack Walker	F	40	11	18	29	1	30	1	3	3	0	2	1	0	2	1	0	1	103	10.7
Gustav Bouramman	D	54	5	23	28	-12	30	3	12	0	0	1	1	0	0	0	0	3	80	6.3
Ian Brady	D	57	4	19	23	-21	25	1	6	0	0	0	2	0	0	0	0	0	71	5.6
Riley Weselowski	D	67	4	18	22	-19	62	1	3	0	0	1	1	0	0	0	0	0	68	5.9
Matt Caito	D	28	5	14	19	4	18	1	2	0	0	1	1	1	1	1	1	1	66	7.6
Evan Janssen	F	37	7	11	18	-10	10	3	4	0	0	1	0	0	0	0	0	1	77	9.1
Alex Guptill	LW	17	7	10	17	-6	50	2	0	0	0	1	2	0	0	0	0	0	54	13.0
Jimmy DeVito	F	21	5	10	15	2	25	0	2	0	0	1	1	1	1	0	0	1	38	13.2
Josh Elmes	D	59	0	13	13	0	60	0	4	0	1	0	0	0	0	0	0	0	68	0.0
Shaquille Merasty	F	8	2	5	7	5	13	1	1	0	0	0	1	0	0	0	0	0	42	4.8
TOTALS		28	5	7	12	0	40	1	1	0	0	0	2	0	0	0	0	0	80	6.3
Tyler Deresky	F	29	5	6	11	-11	4	0	2	0	1	1	0	0	1	1	0	0	45	11.1
Chase Lang	RW	18	4	6	10	3	19	0	1	0	0	0	0	0	0	0	0	0	38	10.5
Andrew Miller	F	47	3	7	10	-25	41	0	2	0	0	1	1	0	0	0	0	0	51	5.9
Don Olivieri	D	6	0	0	0	-2	2	0	0	0	0	0	0	0	0	0	0	0	7	0.0
TOTALS		27	3	6	9	-4	10	1	2	0	0	0	0	0	0	0	0	0	58	5.2
Alex Kromm	F	56	5	3	8	-20	81	1	0	0	0	0	0	0	0	0	0	0	48	10.4
Anthony Collins	F	47	3	5	8	-12	74	0	0	0	0	0	1	0	1	0	0	1	45	6.7
Dylan Labbe	D	42	2	6	8	-26	43	0	2	0	0	1	0	1	0	0	0	1	52	3.8
Marcus Ortiz	F	20	3	4	7	-10	30	1	0	0	0	0	0	0	0	0	0	0	45	6.7
Alec Baer	F	8	3	3	6	-4	4	1	0	0	0	1	0	0	0	0	1	2	22	13.6
Geoff Fortman	D	43	1	4	5	-15	16	0	0	0	0	0	0	0	0	0	0	0	30	3.3
TOTALS		57	2	4	6	-17	16	0	0	0	0	0	0	0	1	0	0	0	33	6.1
Aaron Boyd	F	5	3	1	4	3	2	0	0	0	0	0	0	0	0	0	0	0	12	25.0
Brayden Sherbinin	D	17	2	2	4	-2	10	0	0	0	0	0	0	0	0	0	0	0	24	8.3
Tyler Vankleef	F	10	0	1	1	-8	0	0	0	0	0	0	0	0	0	0	0	0	21	0.0
TOTALS		17	2	2	4	-12	0	1	0	0	0	1	1	0	0	0	0	0	30	6.7
Willem Nong-Lambert	F	5	1	3	4	4	0	0	0	0	0	0	0	0	0	0	0	0	13	7.7
Garrett Klotz	F	11	0	2	2	-1	56	0	1	0	0	0	0	0	0	0	0	0	10	0.0
TOTALS		40	0	4	4	-3	153	0	1	0	0	0	0	0	0	0	0	0	22	0.0
Darik Angeli	F	5	3	0	3	-10	6	1	0	0	0	0	0	0	0	0	0	0	17	17.6
Kyle Dutra	F	9	2	1	3	-7	11	0	0	0	0	0	0	0	0	0	0	0	11	18.2
Darian Dziurzynski	F	8	1	1	2	-10	39	0	1	0	0	0	0	0	0	0	0	0	13	7.7
Michael Young	D	5	0	2	2	-5	6	0	0	0	0	0	0	0	0	0	0	0	3	0.0
Stephen Hrehoriak	F	6	1	0	1	-3	4	0	0	0	0	0	0	0	0	0	0	0	11	9.1
TOTALS		8	1	0	1	-3	4	0	0	0	0	0	0	0	0	0	0	0	11	9.1
Tommy Maxwell	F	8	1	0	1	-3	41	0	0	0	0	0	0	0	1	0	0	0	9	11.1
Griffin Foulk	D	3	0	1	1	1	6	0	0	0	0	0	0	0	0	0	0	0	3	0.0
Ryan Tesink	F	3	0	1	1	-6	26	0	0	0	0	0	0	0	0	0	0	0	4	0.0
Alex Foster	F	5	0	1	1	-3	2	0	0	0	0	0	0	0	0	0	0	0	8	0.0
Adam Marsh	F	5	0	1	1	-3	0	0	0	0	0	0	0	0	0	0	0	0	6	0.0
Mitch Nardi	F	5	0	1	1	-3	0	0	0	0	0	0	0	0	0	0	0	0	9	0.0
Eric Shand	D	18	0	1	1	-6	4	0	0	0	0	0	0	0	0	0	0	0	11	0.0
Adam Vay	G	35	0	1	1	0	8	0	0	0	0	0	0	0	0	0	0	0	0	0.0
Danny Battochio	G	1	0	0	0	0	0	0	0	0	0	0	0	0	0	0	0	0	0	0.0
Storm Phaneuf	G	5	0	0	0	0	0	0	0	0	0	0	0	0	0	0	0	0	0	0.0
Steve Michalek	G	6	0	0	0	0	0	0	0	0	0	0	0	0	0	0	0	0	0	0.0
Shane Owen	G	4	0	0	0	0	0	0	0	0	0	0	0	0	0	0	0	0	0	0.0
TOTALS		6	0	0	0	0	0	0	0	0	0	0	0	0	0	0	0	0	0	0.0
Christian Frey	G	29	0	0	0	0	0	0	0	0	0	0	0	0	0	0	0	0	0	0.0
Michael Sdao	D	30	0	0	0	-8	85	0	0	0	0	0	0	0	0	0	0	0	34	0.0
BENCH		72	2				16												2	

TEAM TOTALS	72	203	339	540	-286	1161	39	74	5	6	23	32	6	11	7	3	21	2074	9.7
--------------------	-----------	------------	------------	------------	-------------	-------------	-----------	-----------	----------	----------	-----------	-----------	----------	-----------	----------	----------	-----------	-------------	------------

GOALIE	GP	MINS	W	L	OTL	SOL	SO	EN	GA	GAASOGP	SOW	SA	SVS	SV%	
Danny Battochio	1	37	0	1	0	0	0	0	1	1.62	0	0	26	25	0.962
Steve Michalek	6	360	3	3	0	0	0	0	19	3.16	1	1	182	163	0.896
Adam Vay	35	1954	13	17	1	2	0	4	107	3.29	2	0	1146	1039	0.907
Christian Frey	29	1519	7	14	2	1	0	7	91	3.59	2	1	888	797	0.898
Shane Owen	4	238	1	3	0	0	0	1	17	4.27	0	0	147	130	0.884
TOTALS	6	339	1	5	0	0	0	1	24	4.24	0	0	209	185	0.885
Storm Phaneuf	5	227	1	3	0	0	0	1	17	4.49	0	0	117	100	0.855

TEAM TOTALS	80	4335	25	41	3	3	0	13	252	3.49	5	2	2506	2254	0.899
--------------------	-----------	-------------	-----------	-----------	----------	----------	----------	-----------	------------	-------------	----------	----------	-------------	-------------	--------------



Daniel Tetrault
Head Coach

Daniel Tetrault was named the third coach in Rapid City Rush history on June 8, 2017 after serving as the club's assistant coach in the 2016-17 season. As a defenseman for a decade and a half during his professional hockey career, Tetrault is no stranger to a major leadership position: from his junior hockey career until his final season as a professional, the defenseman served as his team's captain on five different occasions with the Western Hockey League's Brandon Wheat Kings, Central Hockey League's New Mexico Scorpions and Wichita Thunder, and the ECHL's Evansville IceMen and Rapid City Rush. Along the way in his career, Tetrault expanded his knowledge of hockey even further by playing under many outstanding coaches, such as Bob Lowes in the WHL, Bill MacDonald and Steve Martinson in the CHL, and former NHL players Brent Hughes, Kevin McClelland, and Rich Kromm. Originally from La Broquerie, Manitoba, Tetrault, 39, began the coaching chapter of his career after 15 seasons as a defenseman in which he played 921 games on the blue line in the AHL, ECHL, CHL, IHL and WPHL, and notched 502 career points (143g-359a). He was named the best at his position as the CHL's Most Outstanding Defenseman during his stay with the Austin Ice Bats in the 2001-02 season, where he tabulated 43 points (11g-32a) in 58 games. In the final year of the CHL's existence in the 2013-14 season, he joined the Allen Americans and helped them secure their second Ray Miron Presidents' Cup in franchise history, marking his only professional championship as a player. Prior to the start of his professional career, Tetrault played for the WHL's Brandon Wheat Kings, winning the 1996 WHL championship; Team Canada, where he won a U-18 World Junior Championship Gold Medal; and was drafted by the Montreal Canadiens in the fourth round (91st overall) in the 1997 NHL Entry Draft.

Coaching Record		Regular Season				Playoffs		
<u>Season</u>	<u>Team</u>	<u>Games</u>	<u>W</u>	<u>L</u>	<u>T</u>	<u>Games</u>	<u>W</u>	<u>L</u>
2017-18	Rapid City Rush(ECHL)	72	25	41	6	--	--	--
	ECHL Totals	72	25	41	6	--	--	--

Coaching History

<u>Year</u>	<u>Coach</u>	<u>STD</u>	<u>W</u>	<u>L</u>	<u>T</u>	<u>PTS</u>	<u>Playoffs</u>
2017-18	Daniel Tetrault	7-M	25	41	6	56	Out of Playoffs
2016-17	Mark DeSantis	7-M	26	38	8	60	Out of Playoffs
2015-16	Mark DeSantis	4-W	12	9	3	27	Out of Playoffs
	Joe Ferras		18	26	4	40	
2014-15	Joe Ferras	2-C	37	28	7	81	Lost Division Finals

2018-19 Schedule

Fri. Oct. 12	at Utah	Fri. Dec. 7	at Wichita	Fri. Feb. 8	Wichita
Sat. Oct. 13	at Utah	Sat. Dec. 8	at Wichita	Sat. Feb. 9	Wichita
Sat. Oct. 20	Kansas City	Sun. Dec. 9	at Wichita	Wed. Feb. 13	at Idaho
Sun. Oct. 21	Kansas City	Wed. Dec. 12	at Utah	Fri. Feb. 15	at Idaho
Fri. Oct. 26	Allen	Fri. Dec. 14	at Utah	Sat. Feb. 16	at Idaho
Sat. Oct. 27	Allen	Sat. Dec. 15	at Utah	Wed. Feb. 20	Atlanta
Sun. Oct. 28	Allen	Fri. Dec. 21	Wichita	Fri. Feb. 22	Atlanta
Thu. Nov. 1	at Tulsa	Sat. Dec. 22	Wichita	Sat. Feb. 23	Atlanta
Fri. Nov. 2	at Tulsa	Fri. Dec. 28	Idaho	Tue. Feb. 26	at Tulsa
Sat. Nov. 3	at Tulsa	Sat. Dec. 29	Idaho	Fri. Mar. 1	at Wichita
Wed. Nov. 7	Fort Wayne	Mon. Dec. 31	Idaho	Sun. Mar. 3	at Allen
Fri. Nov. 9	Fort Wayne	Fri. Jan. 4	at Kansas City	Wed. Mar. 6	Utah
Sat. Nov. 10	Fort Wayne	Sat. Jan. 5	at Kansas City	Fri. Mar. 8	Utah
Wed. Nov. 14	at Idaho	Fri. Jan. 11	Tulsa	Sat. Mar. 9	Utah
Fri. Nov. 16	at Idaho	Sat. Jan. 12	Tulsa	Fri. Mar. 15	at Utah
Sat. Nov. 17	at Idaho	Wed. Jan. 16	Florida	Sat. Mar. 16	at Utah
Wed. Nov. 21	Idaho	Fri. Jan. 18	Florida	Mon. Mar. 18	at Utah
Fri. Nov. 23	Idaho	Sat. Jan. 19	Florida	Fri. Mar. 22	Idaho
Sat. Nov. 24	Idaho	Fri. Jan. 25	at Kalamazoo	Sat. Mar. 23	Idaho
Wed. Nov. 28	Utah	Sat. Jan. 26	at Toledo	Wed. Mar. 27	at Idaho
Fri. Nov. 30	Utah	Sun. Jan. 27	at Toledo	Fri. Mar. 29	at Idaho
Sat. Dec. 1	Utah	Tue. Jan. 29	at Kansas City	Sat. Mar. 30	at Idaho
Tue. Dec. 4	at Allen	Fri. Feb. 1	at Cincinnati	Fri. Apr. 5	Kansas City
Wed. Dec. 5	at Allen	Sat. Feb. 2	at Fort Wayne	Sat. Apr. 6	Kansas City

2017-18 Results

Oct. 13	Allen	3-8	Dec. 16	at Utah	4-5	Feb. 16	at Wichita	1-3
Oct. 14	Allen	3-5	Dec. 20	Idaho	1-6	Feb. 17	at Wichita	1-3
Oct. 21	at Wichita	1-3	Dec. 22	Idaho	2-3	Feb. 18	at Wichita	2-3#
Oct. 22	at Wichita	2-5	Dec. 23	Idaho	3-1	Feb. 21	Idaho	2-4
Oct. 27	at Colorado	4-5	Dec. 29	Colorado	4-6	Feb. 23	Idaho	4-2
Oct. 28	Colorado	4-3	Dec. 30	Colorado	3-4*	Feb. 24	Idaho	0-3
Nov. 1	Brampton	4-5	Jan. 6	at Utah	2-1	Feb. 27	at Kansas City	2-1
Nov. 3	Brampton	3-2#	Jan. 7	at Utah	7-5	Mar. 2	at Allen	2-5
Nov. 4	Brampton	3-1	Jan. 10	at Colorado	1-2*	Mar. 3	at Allen	2-3*
Nov. 10	at Colorado	4-3*	Jan. 12	at Colorado	2-4	Mar. 7	Tulsa	1-3
Nov. 11	Colorado	3-2*	Jan. 13	at Colorado	1-8	Mar. 9	Colorado	3-4#
Nov. 15	Idaho	3-4	Jan. 15	at Utah	3-1	Mar. 10	Colorado	1-2
Nov. 17	Idaho	1-4	Jan. 19	Utah	4-3*	Mar. 11	at Colorado	1-6
Nov. 18	Idaho	2-3	Jan. 20	Utah	8-3	Mar. 14	Allen	4-5
Nov. 22	Tulsa	5-2	Jan. 21	Utah	3-6	Mar. 16	Wichita	2-3
Nov. 24	Tulsa	1-3	Jan. 24	at Allen	5-3	Mar. 17	Wichita	4-3*
Nov. 25	Tulsa	2-1*	Jan. 26	at Kansas City	5-2	Mar. 21	at Idaho	1-2#
Dec. 1	at Allen	3-5	Jan. 27	at Kansas City	1-2	Mar. 23	at Idaho	0-5
Dec. 2	at Allen	2-6	Jan. 30	at Tulsa	0-3	Mar. 24	at Idaho	2-5
Dec. 6	Colorado	3-7	Feb. 1	at Kalamazoo	1-2	Mar. 30	Quad City	4-3*
Dec. 8	at Colorado	1-4	Feb. 2	at Fort Wayne	4-6	Mar. 31	Quad City	4-5
Dec. 9	at Colorado	4-7	Feb. 7	Utah	6-3	Apr. 4	at Quad City	4-1
Dec. 13	at Idaho	2-5	Feb. 9	Utah	6-5	Apr. 6	at Tulsa	3-2#
Dec. 15	at Utah	3-8	Feb. 10	Utah	2-1	Apr. 7	at Tulsa	9-6

* - Overtime

- Shootout



Joe Macdonell
President

Joe Macdonell enters his second season as president of the Rapid City Rush after eight highly successful years as Vice President of Business Operations for the United States Hockey League. During his time with the USHL, one of his major responsibilities was assisting teams in growing attendance for home games. The USHL achieved significant growth during this time, increasing not only the number of teams in the league, but also the number of fans attending games. Prior to the USHL, Macdonell served as Vice President of Business Operations for the Chicago Fire and Vice President of Operations for the New York/New Jersey MetroStars in the MLS. Macdonell began his career in the NBA with the New Jersey Nets as Vice President of Ticket Operations, managing the Nets box office operations and customer service department. When not watching the Rush play, Joe follows the athletic programs of his alma maters, Notre Dame and Seton Hall, especially during basketball season. Joe and his wife Kathy live in Rapid City, and have four children scattered in New Jersey, Illinois, Ohio and Arkansas.

444 Mount Rushmore Road N., Rapid City, SD 57701

Office	(605) 716-7825	Emailmark@rapidcityrush.com
Arena	Rushmore Plaza Civic Center	Capacity	5,119
Rink Dimensions200 x 85	Team ColorsRed, Black, Gold
Radio Station100.3 The Fox	Broadcaster	Mark Binetti

Team Directory

Managing Member	Scott Mueller
President	Joe Macdonell
Accountant/Director of Merchandising	Jennifer Durham
Director of Corporate Partnerships	Kelly Long
Director of Media Relations/Radio Broadcaster	Mark Binetti
Director of Ticket Sales	Jeremy Keith
Director of Game Production/Social Media	Scott Lemon
Account Executives	Aaron Foss, Eric Moller and Zach Branich
Director of Marketing and Design	Amanda Gunter
Head Coach	Daniel Tetrault
Assistant Coach	Nello Ferrara
Athletic Trainer	Cody Lindhorst
Equipment Manager	Patrick Dolan



READING ROYALS

2017-18 Results
39W-24L-9OTL-0SOL 87 PTS.
Third, North Division

NHL Affiliate: Philadelphia Flyers

AHL Affiliate: Lehigh Valley Phantoms

Year-by-Year Record

Season	GP	Home						Away					Overall					GF	GA	PTS
		W	L	T	OT	SO	W	L	T	OT	SO	W	L	T	OT	SO				
2017-18	72	24	10	2	3-2	3-0	15	14	7	3-7	1-0	39	24	9	6-9	4-0	232	199	87	
2016-17	72	20	14	2	3-2	0-0	21	11	4	2-2	1-2	41	25	6	5-4	1-2	255	217	88	
2015-16	72	16	15	5	0-4	0-1	20	11	5	1-2	1-3	36	26	10	1-6	1-4	222	194	82	
2014-15	72	21	13	2	0-0	2-2	24	8	4	0-4	4-0	45	21	6	0-4	6-2	259	210	96	
2013-14	72	24	10	2	0-1	3-1	22	12	2	0-1	2-1	46	22	4	0-2	5-2	229	182	96	
2012-13	72	26	8	2	1-0	2-2	20	11	5	1-3	1-2	46	19	7	2-3	3-4	246	185	99	
2011-12	72	15	17	4	3-1	2-3	21	11	4	2-3	2-1	36	28	8	5-4	4-4	229	235	80	
2010-11	72	22	11	3	3-1	2-2	22	12	2	0-1	4-1	44	23	5	3-2	6-3	257	220	93	
2009-10	72	21	12	3	1-0	4-3	16	17	3	2-1	2-2	37	29	6	3-1	6-5	254	275	80	
2008-09	72	13	22	1	0-1	1-0	11	20	5	1-2	2-3	24	42	6	1-3	3-3	211	269	54	
2007-08	72	22	9	5	3-4	3-1	16	17	3	2-2	1-1	38	26	8	5-6	4-2	247	233	84	
2006-07	72	17	15	4	0-1	1-3	15	18	3	2-1	2-2	32	33	7	2-2	3-5	221	235	71	
2005-06	72	22	11	3	4-1	0-2	20	12	4	2-2	2-2	42	23	7	6-3	2-4	249	209	91	
2004-05	72	25	8	3	1-2	3-1	18	14	4	0-0	1-4	43	22	7	1-2	4-5	220	161	93	
2003-04	72	25	7	4	1-1	5-3	12	18	6	3-2	1-4	37	25	10	4-3	6-7	212	189	84	
2002-03	72	17	16	3	0-0	1-3	15	19	2	3-1	2-1	32	35	5	3-1	3-4	261	303	69	
2001-02	72	16	13	7	1-1	2-6	11	23	2	2-1	1-1	27	36	9	3-2	3-7	182	215	63	
1998-99*	70	28	6	1	---	4-1	11	18	6	---	3-6	39	24	7	---	7-7	257	242	85	
1997-98*	70	21	10	4	---	5-4	12	20	3	---	3-3	33	30	7	---	8-7	221	220	73	
1996-97*	70	24	10	1	---	5-1	20	11	4	---	3-4	44	21	5	---	8-5	303	257	93	
1995-96*	70	19	12	4	---	5-4	18	16	1	---	8-1	37	28	5	---	13-5	285	268	79	
1994-95*	68	19	13	2	1-1	3-1	12	19	3	1-0	3-3	31	32	5	2-1	6-4	282	315	67	
1993-94*	68	22	8	4	0-0	1-4	19	12	3	0-1	1-2	41	20	7	0-1	2-6	344	285	89	
1992-93*	64	19	10	3	1-1	2-2	11	20	1	0-0	1-1	30	30	4	1-1	3-3	257	256	64	
1991-92*	64	18	7	7	0-5	2-1	7	23	2	1-1	0-1	25	30	9	1-6	2-3	298	341	59	

T - Includes Overtime and Shootout Losses (Games tied at end of regulation went directly to shootout from 1995-2000)

* - Columbus Chill

Year-by-Year Results

Season	Finished	Result	Season	Finished	Result
2018	3rd, North	Lost Division Semifinals	2005	1st, North	Lost Division Finals
2017	2nd, North	Lost Division Semifinals	2004	5th, Northern	Lost Conference Finals
2016	3rd, East	Lost Conference Semifinals	2003	7th, Northeast	Out of Playoffs
2015	3rd, East	Lost Division Semifinals	2002	6th, Northeast	Out of Playoffs
2014	1st, Atlantic	Lost Conference Quarterfinals	1999*	1st, Northwest	Lost Conference Quarterfinals
2013	1st, Atlantic	Won Kelly Cup	1998*	5th, Northwest	Out of Playoffs
2012	3rd, Atlantic	Lost Conference Quarterfinals	1997*	1st, North	Lost Second Round
2011	1st, Atlantic	Lost Conference Semifinals	1996*	4th, North	Lost First Round
2010	2nd, East	Lost Conference Finals	1995*	4th, North	Lost First Round
2009	7th, North	Out of Playoffs	1994*	2nd, North	Lost Second Round
2008	3rd, North	Lost Division Finals	1993*	7th, West	Out of Playoffs
2007	6th, North	Out of Playoffs	1992*	7th, West	Out of Playoffs
2006	3rd, North	Lost Division Semifinals			

* - Columbus Chill

All-Time Record vs. Other Clubs

Team	W-L-T	Team	W-L-T	Team	W-L-T	Team	W-L-T
Adirondack	19-14-4	Greenville	11-10-3	Manchester	13-14-2	Tulsa	0-0-0
Allen	0-0-0	Idaho	3-2-1	Newfoundland	0-0-0	Utah	1-1-0
Atlanta	12-7-1	Indy	9-1-0	Norfolk	18-4-2	Wheeling	96-60-16
Brampton	10-6-5	Jacksonville	1-1-0	Orlando	5-3-2	Wichita	0-0-0
Cincinnati	31-27-5	Kalamazoo	13-12-2	Rapid City	2-0-0	Worcester	9-5-2
Florida	15-12-6	Kansas City	0-0-0	South Carolina	16-17-3		
Fort Wayne	6-3-1	Maine	0-0-0	Toledo	39-25-10		

Web - RoyalsHockey.com

Twitter - [@ReadingRoyals](https://twitter.com/ReadingRoyals)

138 - Reading Royals

Club Records**Players**

Most Points, Season	109	Derek Clancey, 1995-96
Most Points, Game	8	Trent Kaese vs. Knoxville, Jan. 24, 1992 Derek Clancey vs. Johnstown, Jan. 13, 1996
Most Goals, Season	46	Keith Morris, 1995-96
Most Goals, Game	5	Bobby House, Dec. 19, 1994
Most Assists, Season	77	Derek Clancey, 1995-96
Most Assists, Game	7	Derek Clancey vs. Johnstown, Jan. 13, 1996
Most PIM, Season	408	Gary Coupal, 1995-96
Most PIM, Game	39	Adam Comrie at Toledo, Feb. 2, 2013

Goaltenders

Most Appearances	54	Jeff Salajko, 1996-97, 1998-99
Most Minutes	3,085	Jeff Salajko, 1996-97
Most Wins	35	Jeff Salajko, 1996-97
Most Losses	20	Matt Dalton, 2009-10
Most Overtime Losses	6	Jeff Salajko, 1998-99
Most Shots	1,833	Jeff Salajko, 1996-97
Most Saves	1,661	Jeff Salajko, 1996-97
Most Shutouts	5	Brandon Anderson, 2013-14
Lowest GAA	1.96	Barry Brust, 2004-05
Best Save Percentage	.933	Peter Hamerlik, 2003-04 Jeff Salajko, 1996-97

Team

Most Points	99	2012-13
Fewest Points	54	2008-09
Most Wins	46	2013-14 2012-13
Fewest Wins	24	2008-09
Most Losses	42	2008-09
Fewest Losses	19	2012-13
Most Goals Scored	344	1993-94
Fewest Goals Against	161	2004-05
Most Penalty Minutes	2,742	1991-92

Longest Winning Streak

Overall	12	Jan. 17-Feb. 11, 2015
Home	10	Dec. 5, 2012-Jan. 19, 2013
Road	9	Nov. 26, 2005-Jan. 6, 2006

Longest Winless Streak

Overall	9	Nov. 21-Dec. 6, 2008
Home	6	Nov. 23-Dec. 11, 2011 Mar. 3-13, 2004
Road	8	Dec. 20, 2003-Jan. 24, 2004 Oct. 23, 1998-Jan. 8, 1999 Dec. 26, 1995-Jan. 26, 1996 Feb. 15-Mar. 13, 1992

Regular Season Game Attendance Record

7,315 vs. Trenton, Mar. 4, 2006

Postseason Game Attendance Record

5,640 vs. Florida, May 5, 2004

Regular Season Attendance Record

217,624, 2001-02

Playoff Record vs. Current Teams

	Series	W	L	GP	W	L	GF	GA	Last Mtg	Rnd	Result
Brampton	1	0	1	6	2	4	9	12	2017	DSF	L 2-4
Cincinnati	4	2	2	23	13	10	66	68	2013	CF	W 4-1
Florida	3	2	1	16	10	6	51	41	2013	CSF	W 4-3
Fort Wayne	1	0	1	5	1	4	8	14	2014	CQF	L 1-4
Greenville	1	1	0	5	4	1	15	4	2013	CQF	W 4-1
Kalamazoo	2	1	1	9	3	6	35	38	2011	CSF	L 0-4
Manchester	1	0	1	4	0	4	7	13	2018	DSF	L 0-4
South Carolina	1	0	1	7	3	4	22	19	2015	DSF	L 3-4
Toledo	2	2	0	11	7	4	30	22	2016	CQF	W 4-3
Wheeling	3	1	2	16	7	9	45	46	2016	CSF	L 3-4

All-Time Playoff Results

Year	Round	Opponent	Result	GF	GA	OT	Year	Round	Opponent	Result	GF	GA	OT
2018	DSF	Manchester	L 0-4	7	13	0-3	2008	DF	Cincinnati	L 3-4	19	23	0-0
2017	DSF	Brampton	L 2-4	9	12	0-2		DSF	Elmira	W 4-2	17	17	3-0
2016	CSF	Wheeling	L 3-4	19	22	0-2	2006	DSF	Wheeling	L 1-3	13	13	0-1
	CQF	Toledo	W 4-3	22	19	0-0	2005	DF	Trenton	L 1-3	10	11	0-1
2015	DSF	South Carolina	L 3-4	22	19	0-1		DSF	Toledo	W 3-1	8	3	0-0
2014	CQF	Fort Wayne	L 1-4	8	14	0-1	2004	CF	Florida	L 2-3	10	15	0-0
2013	Finals	Stockton	W 4-1	22	10	1-0		DF	Peoria	W 3-1	10	8	1-0
	CF	Cincinnati	W 4-1	16	12	2-1		DSF	Wheeling	W 3-2	13	11	0-0
	CSF	Florida	W 4-3	20	19	2-0		WC	Johnstown	W 1-0	2	1	0-0
	CQF	Greenville	W 4-1	15	4	0-0	1999	CQF	Chesapeake	L 1-3	10	13	0-1
2012	CQF	Elmira	L 2-3	12	15	0-0	1997	2nd	Peoria	L 0-3	6	13	0-0
2011	CSF	Kalamazoo	L 0-4	15	23	0-0		1st	Toledo	W 3-2	17	12	1-2
	CQF	Cincinnati	W 3-1	12	10	2-0	1996	1st	Wheeling	L 0-3	5	10	0-0
2010	CF	Cincinnati	L 3-4	19	23	0-0	1995	1st	Richmond	L 0-3	13	25	0-1
	CSF	Florida	W 4-0	16	12	0-0	1994	2nd	Toledo	L 0-3	9	21	0-0
	CQF	Kalamazoo	W 3-2	20	15	1-2		1st	Johnstown	W 2-1	14	7	0-0



Kirk MacDonald

Head Coach/Director of Hockey Operations

Kirk MacDonald enters his second full season as Royals Head Coach and Director of Hockey Operations in 2018-19. During his first full season at the helm, MacDonald navigated Reading to a third-place finish in the North Division at 39-24-9 (87 points). Under MacDonald's direction, leadin-scorer Matt Willows finished third in the league with 74 points. Reading completed 2017-18 ranked sixth in team defense with 2.76 goals-against per game. A 2013 Kelly Cup champion with the Royals, MacDonald was named Head Coach and Director of Hockey Operations on May 24, 2017 and is the seventh coach in the team's 17-year history. Originally tabbed the Royals interim Head Coach in April 2017, MacDonald led the team to wins in the final three regular season games of the 2016-17 season, plus two victories in the Kelly Cup Playoffs vs. Brampton. MacDonald joined the Royals as an assistant to Coach Larry Courville in July of 2014. During his tenure as assistant, the Royals compiled a record of 119-72-14-8 (.610 win percentage). The team qualified for playoffs in all three seasons during which MacDonald served as an assistant. Prior to joining the Royals as an assistant coach, MacDonald served the 2013-14 season as an assistant at his alma mater, Rensselaer Polytechnic Institute in Troy, New York. MacDonald recorded 217 points and 358 penalty minutes in 406 games over seven-plus professional seasons. He played 272 of those games in the AHL and 24 Calder Cup Playoff games. In the ECHL, MacDonald had two stints with the Royals, 2008-09 and 2012-13. MacDonald had a stellar four-season and five-year career at R.P.I. After leading R.P.I. in goals (16) and points (36) and being selected the team's MVP in his junior season (2004-05), MacDonald was diagnosed with testicular cancer. The diagnosis kept him out of action the following year. In 2006-07, MacDonald returned for his senior season as team captain, led the squad in goals (12) and tied for the team lead in points (27). For his efforts, MacDonald was voted as R.P.I.'s Most Inspirational Player. That year, MacDonald received the Livingston W. Houston Citizenship Award at R.P.I. honoring the 'First Citizen of the College,' for character, leadership, scholarship and athletic ability and was also a finalist for the Hockey Humanitarian Award, which is awarded to college hockey's finest citizen.

Season	Team	Regular Season				Playoffs		
		Games	W	L	T	Games	W	L
2016-17	Reading Royals (ECHL)	3	3	0	0	6	2	4
2017-18	Reading Royals (ECHL)	72	39	24	9	4	0	4
	ECHL Totals	75	42	24	9	10	2	8

Coaching History

Year	Coach	STD	W	L	T	PTS	Playoffs
2017-18	Kirk MacDonald	3-N	39	24	9	87	Lost Division Semifinals
2016-17	Kirk MacDonald	2-N	3	0	0	6	Lost Division Semifinals
	Larry Courville		38	25	6	82	
2015-16	Larry Courville	3-E	36	26	10	82	Lost Conference Semifinals
2014-15	Larry Courville	3-E	45	21	6	96	Lost Division Semifinals
2013-14	Larry Courville	1-A	46	22	4	96	Lost Conference Quarterfinals
2012-13	Larry Courville	1-A	46	19	7	99	Won Kelly Cup
2011-12	Larry Courville	3-A	36	28	8	80	Lost Conference Quarterfinals
2010-11	Larry Courville	1-A	44	23	5	93	Lost Conference Semifinals
2009-10	Larry Courville	2-E	37	29	6	80	Lost Conference Finals
2008-09	Larry Courville	7-N	15	19	4	34	Out of Playoffs
	Jason Nobili		9	23	2	20	
2007-08	Karl Taylor	3-N	38	26	8	84	Lost Division Finals
2006-07	Karl Taylor	6-N	32	33	7	71	Out of Playoffs
2005-06	Karl Taylor	3-N	42	23	7	91	Lost Division Semifinals
2004-05	Derek Clancey	1-N	43	22	7	93	Lost Division Finals
2003-04	Derek Clancey	5-N	37	25	10	84	Lost Conference Finals
2002-03	David Lohrei	7-NW	32	35	5	69	Out of Playoffs
2001-02	Al Sims	6-NW	27	36	9	63	Out of Playoffs
1998-99*	Don Granato	1-NW	39	24	7	85	Lost Conference Quarterfinals
1997-98*	Don Granato	5-NW	33	30	7	73	Out of Playoffs
1996-97*	Brian McCutcheon	1-N	44	21	5	93	Lost Second Round
1995-96*	Moe Mantha	4-N	37	28	5	79	Lost First Round
1994-95*	Moe Mantha	4-N	31	32	5	67	Lost First Round
1993-94*	Terry Ruskowski	2-N	41	20	7	89	Lost Second Round
1992-93*	Terry Ruskowski	7-W	30	30	4	64	Out of Playoffs
1991-92*	Terry Ruskowski	7-W	25	30	9	59	Out of Playoffs

* - Columbus (Ohio) Chill

2018-19 Schedule

Sat. Oct. 13	Worcester	Sat. Dec. 15	Allen	Wed. Feb. 13	at Wheeling
Sun. Oct. 14	Worcester	Sun. Dec. 16	Allen	Sat. Feb. 16	at Allen
Fri. Oct. 19	at Maine	Fri. Dec. 21	at Manchester	Sun. Feb. 17	at Allen
Sat. Oct. 20	at Manchester	Sat. Dec. 22	at Worcester	Wed. Feb. 20	Maine
Wed. Oct. 24	Newfoundland	Fri. Dec. 28	Newfoundland	Fri. Feb. 22	at Manchester
Sat. Oct. 27	Wheeling	Sat. Dec. 29	Newfoundland	Sat. Feb. 23	at Adirondack
Sun. Oct. 28	Wheeling	Mon. Dec. 31	at Wheeling	Sun. Feb. 24	Adirondack
Fri. Nov. 2	at Maine	Fri. Jan. 4	Norfolk	Fri. Mar. 1	at Norfolk
Sat. Nov. 3	at Manchester	Sat. Jan. 5	at Manchester	Sat. Mar. 2	at Norfolk
Wed. Nov. 7	Maine	Wed. Jan. 9	Adirondack	Tue. Mar. 5	at Newfoundland
Fri. Nov. 9	at Adirondack	Fri. Jan. 11	at Manchester	Wed. Mar. 6	at Newfoundland
Sat. Nov. 10	Adirondack	Sat. Jan. 12	at Worcester	Sat. Mar. 9	at Brampton
Wed. Nov. 14	at Worcester	Wed. Jan. 16	Manchester	Sun. Mar. 10	at Brampton
Fri. Nov. 16	Newfoundland	Fri. Jan. 18	Brampton	Fri. Mar. 15	Indy
Sat. Nov. 17	Newfoundland	Sat. Jan. 19	Wheeling	Sat. Mar. 16	Indy
Wed. Nov. 21	at Wheeling	Sat. Jan. 26	at Wheeling	Sun. Mar. 17	at Adirondack
Fri. Nov. 23	Adirondack	Wed. Jan. 30	at Maine	Fri. Mar. 22	Newfoundland
Sat. Nov. 24	at Adirondack	Fri. Feb. 1	at Adirondack	Sat. Mar. 23	Newfoundland
Wed. Nov. 28	at Maine	Sat. Feb. 2	Manchester	Sun. Mar. 24	Worcester
Fri. Nov. 30	Kalamazoo	Sun. Feb. 3	Manchester	Fri. Mar. 29	Maine
Sat. Dec. 1	at Adirondack	Wed. Feb. 6	at Norfolk	Sat. Mar. 30	Wheeling
Fri. Dec. 7	at Newfoundland	Fri. Feb. 8	at Norfolk	Wed. Apr. 3	at Maine
Sat. Dec. 8	at Newfoundland	Sat. Feb. 9	Brampton	Fri. Apr. 5	at Adirondack
Fri. Dec. 14	Allen	Mon. Feb. 11	Brampton	Sat. Apr. 6	Adirondack

2017-18 Results

Oct. 21	Adirondack	5-4*	Dec. 20	at Worcester	0-1	Feb. 22	Worcester	6-3
Oct. 22	Wheeling	2-1*	Dec. 22	Manchester	2-5	Feb. 24	at Adirondack	2-3*
Oct. 26	Toledo	4-3*	Dec. 23	Manchester	2-6	Feb. 25	at Manchester	2-1#
Oct. 29	Adirondack	9-4	Dec. 28	Worcester	6-2	Mar. 1	at Orlando	3-4*
Nov. 3	at Worcester	2-4	Dec. 30	Adirondack	5-3	Mar. 2	at Jacksonville	1-6
Nov. 4	at Worcester	1-2	Dec. 31	at Adirondack	0-3	Mar. 4	at Orlando	1-2*
Nov. 5	at Worcester	3-1	Jan. 3	at Worcester	2-1*	Mar. 8	at Brampton	4-3
Nov. 7	at South Carolina	3-4*	Jan. 5	Brampton	3-2	Mar. 9	at Wheeling	3-4*
Nov. 8	at South Carolina	1-2	Jan. 6	Worcester	2-3	Mar. 10	at Wheeling	6-3
Nov. 11	Jacksonville	5-1	Jan. 7	Worcester	3-0	Mar. 14	Fort Wayne	4-5*
Nov. 15	at Manchester	5-3	Jan. 10	Worcester	4-2	Mar. 17	Brampton	5-1
Nov. 17	at Brampton	1-3	Jan. 12	Adirondack	0-3	Mar. 21	at Manchester	1-4
Nov. 19	at Brampton	4-5	Jan. 13	at Adirondack	1-4	Mar. 23	Worcester	1-4
Nov. 21	Adirondack	5-2	Jan. 14	at Manchester	6-2	Mar. 24	Worcester	3-0
Nov. 24	Adirondack	2-0	Jan. 20	Brampton	4-3#	Mar. 28	Manchester	6-0
Nov. 25	at Adirondack	3-2	Jan. 21	Brampton	2-5	Mar. 30	Manchester	5-4#
Nov. 26	Wheeling	1-5	Jan. 24	Toledo	4-3#	Mar. 31	at Adirondack	2-6
Nov. 29	at Cincinnati	3-4	Jan. 26	at Wheeling	2-1*	Apr. 4	Worcester	1-2*
Dec. 1	at Wheeling	4-3	Jan. 28	at Brampton	4-3*	Apr. 6	at Norfolk	6-2
Dec. 2	at Wheeling	4-5*	Jan. 30	at Adirondack	2-3	Apr. 7	Norfolk	5-2
Dec. 6	Wheeling	2-1	Feb. 2	at Norfolk	7-1	+Apr. 13	at Manchester	2-3*
Dec. 8	at Adirondack	5-1	Feb. 3	at Norfolk	2-0	+Apr. 14	at Manchester	2-3*
Dec. 9	at Manchester	0-5	Feb. 7	at Worcester	2-3*	+Apr. 16	Manchester	3-4*
Dec. 15	Wheeling	4-0	Feb. 16	Cincinnati	8-0	+Apr. 18	Manchester	0-3
Dec. 16	Wheeling	2-4	Feb. 17	Brampton	4-6			
Dec. 17	Adirondack	2-6	Feb. 18	Wheeling	6-0			

* - Overtime

- Shootout

+ - Kelly Cup Playoffs



Shawn Hackman
President/General Manager

Shawn Hackman is entering his first season as Reading’s President and General Manager and brings more than two decades of business, ticket sales and corporate sponsorship experience to Berks County. In his role as President and General Manager, Hackman is responsible for leading the Royals’ business operations, overseeing front office activities and driving ticket revenue. Prior to joining Reading, the Penn State graduate served as Chief Revenue

Officer of IRG Sports & Entertainment and was responsible for the commercial operations of four race tracks and the International Hot Rod Association. Originally from Saylorsburg, Pennsylvania, Hackman has had two prominent experiences working in hockey. In 2014-15, the Phoenix Coyotes placed him as an on-site corporate sponsorship and business development leader while he served as a vice president at Front Row Marketing. In 2009-10, the Quad City Mallards were named International Hockey League Franchise of the Year when Hackman was the team’s Executive Vice President, General Manager and Alternate Governor. The Mallards were the IHL affiliate of the Philadelphia Flyers. Hackman has a well-rounded background in sports business operations, serving as Chief Revenue Officer of IRG Sports & Entertainment in 2016-17, Senior Director of Business Development for the Kentucky Speedway (2015-16) and Vice President of Motorsports for Front Row Marketing Services from 2012-15. Among notable successes at Front Row Marketing, Hackman steered the Phoenix Coyotes’ corporate sponsorship team as the NHL franchise developed new partnerships with companies that had never worked in sports or entertainment. Hackman graduated from Penn State with a Bachelor of Arts in Business and Managerial Economics in 1993. In 1988, he graduated from Pleasant Valley High School. He lives in Pen Argyl, Pennsylvania with his wife, Lisa, and son, Luke.

700 Penn Street, Reading, PA 19602

Office	(610) 898-7825	Email	info@royalshockey.com
Arena	Santander Arena	Capacity	7,160
Rink Dimensions	200 x 85	Team Colors ..	Purple, White, Silver, Black
Radio Station	Mixlr.com/ReadingRoyals	Broadcaster	David Fine

Team Directory

Owner/CEO	Jack Gulati
President/General Manager	Shawn Hackman
Chief Financial Officer	John Long
Director of Corporate Sales and Sponsorships	Joe Bahling
Head Coach/Director of Hockey Operations	Kirk MacDonald
Assistant Coach	Mike Marcou
Director of Media Relations/Broadcaster	David Fine
Director of Merchandising and Store Operations	Gregg Lewis
Director of Creative Services	Calvin Spohn
Finance Assistant	Jen Reaser
Group Sales Manager	Chris Hazel
Business Development Manager	Patrick Walker
Account Executive	Ryan Welde
Trainer	Sean Berberich
Equipment Manager	Jason MacDonald



SOUTH CAROLINA STINGRAYS

2017-18 Results
 48W-16L-7OTL-1SOL 104 PTS.
 Second, South Division

NHL Affiliate: Washington Capitals
AHL Affiliate: Hershey Bears

Year-by-Year Record

Season	GP	Home					Away					Overall					GF	GA	PTS
		W	L	T	OT	SO	W	L	T	OT	SO	W	L	T	OT	SO			
2017-18	72	24	8	4	3-4	0-0	24	8	4	4-3	5-1	48	16	8	7-7	5-1	214	153	104
2016-17	72	22	12	2	6-2	0-0	18	16	2	4-1	1-1	40	28	4	10-3	1-1	227	211	84
2015-16	72	27	7	8	0-5	3-3	23	11	2	1-2	0-0	44	18	10	1-7	3-3	224	162	98
2014-15	72	20	11	5	1-1	2-4	25	9	2	3-0	4-2	45	20	7	4-1	6-6	224	163	97
2013-14	72	22	11	3	2-2	3-1	21	12	3	0-0	4-3	43	23	6	2-2	7-4	197	173	92
2012-13	72	24	8	3	1-3	3-1	14	18	4	0-2	1-2	38	26	8	1-5	4-3	198	171	84
2011-12	72	22	11	3	3-1	1-2	15	17	4	1-2	2-1	37	28	7	3-4	3-3	191	180	81
2010-11	72	20	12	4	1-2	2-2	17	17	2	1-1	3-1	37	29	6	2-3	5-3	194	204	80
2009-10	72	21	12	3	2-2	2-1	20	7	9	1-4	2-5	41	19	12	3-6	4-6	248	216	94
2008-09	71	22	12	2	3-1	2-1	20	11	4	0-1	1-3	42	23	6	3-2	3-4	249	187	90
2007-08	72	25	11	0	2-0	2-0	22	11	3	3-2	1-1	47	22	3	5-2	3-1	256	192	97
2006-07	72	18	12	6	3-3	0-3	18	15	3	2-1	3-2	36	27	9	5-4	3-5	250	251	81
2005-06	72	17	11	8	0-2	0-6	15	14	7	0-5	0-2	32	25	15	0-7	0-8	230	237	79
2004-05	72	25	8	3	4-1	1-2	14	16	6	2-2	2-4	39	24	9	6-3	3-6	230	219	87
2003-04	72	19	14	3	1-1	3-2	20	14	2	3-1	3-1	39	28	5	4-2	6-3	205	202	83
2002-03	72	20	13	3	0-1	3-2	22	9	5	3-3	5-2	42	22	8	3-4	8-4	248	225	92
2001-02	72	26	9	1	1-0	4-1	13	17	6	0-2	2-4	39	26	7	1-2	6-5	235	225	85
2000-01	72	20	10	6	1-1	0-5	22	13	1	2-0	3-1	42	23	7	3-1	3-6	240	210	91
1999-00	70	19	9	7	---	3-7	16	16	3	---	1-3	35	25	10	---	4-10	277	198	80
1998-99	70	22	6	7	---	5-7	18	14	3	---	2-3	40	20	10	---	7-10	235	216	90
1997-98	70	25	7	3	---	3-3	16	16	3	---	3-3	41	23	6	---	6-6	246	218	88
1996-97	70	26	4	5	---	4-5	19	11	5	---	5-5	45	15	10	---	8-10	345	253	100
1995-96	70	21	7	7	---	3-7	19	15	1	---	5-1	40	22	8	---	8-8	284	251	88
1994-95	68	24	7	3	0-0	4-3	18	12	4	2-0	4-4	42	19	7	2-0	8-7	255	215	91
1993-94	68	20	9	5	2-1	1-4	13	17	4	0-2	1-2	33	26	9	2-3	2-6	294	291	75

T - Includes Overtime and Shootout Losses (Games tied at end of regulation went directly to shootout from 1995-2000)

Year-by-Year Results

Season	Finished	Result	Season	Finished	Result
2018	2nd, South	Lost Division Semifinals	2005	2nd, East	Lost Conference Quarterfinals
2017	3rd, South	Lost Kelly Cup Finals	2004	4th, Southern	Lost Division Finals
2016	1st, South	Lost Conference Finals	2003	2nd, Southeast	Lost Division Semifinals
2015	2nd, East	Lost Kelly Cup Finals	2002	4th, Southeast	Lost First Round
2014	1st, South	Lost Conference Quarterfinals	2001	1st, Southeast	Won Kelly Cup
2013	3rd, South	Lost Conference Quarterfinals	2000	4th, Southeast	Lost Conference Semifinals
2012	4th, South	Lost Conference Semifinals	1999	3rd, Southeast	Lost Conference Quarterfinals
2011	2nd, South	Lost Conference Quarterfinals	1998	1st, Southeast	Lost Conference Quarterfinals
2010	2nd, South	Lost Conference Quarterfinals	1997	1st, East	Won Kelly Cup
2009	2nd, South	Won Kelly Cup	1996	3rd, East	Lost Second Round
2008	2nd, South	Lost Conference Finals	1995	1st, South	Lost Second Round
2007	6th, South	Out of Playoffs	1994	6th, East	Lost First Round
2006	4th, South	Lost Division Semifinals			

All-Time Record vs. Other Clubs

Team	W-L-T	Team	W-L-T	Team	W-L-T	Team	W-L-T
Adirondack	1-3-1	Greenville	63-32-19	Manchester	4-2-1	Tulsa	1-0-1
Allen	0-0-0	Idaho	2-3-0	Newfoundland	0-0-0	Utah	0-0-0
Atlanta	105-60-16	Indy	2-2-1	Norfolk	14-6-2	Wheeling	12-10-1
Brampton	3-0-0	Jacksonville	7-3-0	Orlando	35-12-9	Wichita	2-1-0
Cincinnati	10-13-3	Kalamazoo	10-7-0	Rapid City	1-2-0	Worcester	1-0-0
Florida	87-80-19	Kansas City	1-0-0	Reading	20-13-3		
Fort Wayne	2-1-1	Maine	0-0-0	Toledo	21-4-1		

Web - StingraysHockey.com

Twitter - [@SCStingrays](https://twitter.com/SCStingrays)

144 - South Carolina Stingrays

Club Records

Players

Most Points, Season	110	Ed Courtenay, 1996-97
		Mike Ross, 1996-97
Most Points, Game	7	Ed Courtenay vs. Raleigh, Feb. 21, 1997
Most Goals, Season	54	Ed Courtenay, 1996-97
Most Goals, Game	5	Sylvain Fleury vs. Greensboro, Dec. 26, 1993
Most Assists, Season	60	Mike Ross, 1996-97, Dave Seitz, 2002-03
Most Assists, Game	6	Chris Bright vs. Greensboro, Dec. 26, 1993
Most PIM, Season	352	Andy Bezeau, 1993-94
Most PIM, Game	41	Jason Renard at Birmingham, Oct. 13, 1995

Goaltenders

Most Appearances	60	Davis Parley, 2006-07
Most Minutes	3,522	Davis Parley, 2006-07
Most Wins	36	Kirk Daubenspeck, 2002-03
Most Losses	19	Davis Parley, 2006-07
Most Overtime Losses	9	Maxime Daigneault, 2005-06
Most Shots	1,969	Kirk Daubenspeck, 2002-03
Most Saves	1,802	Kirk Daubenspeck, 2002-03
Most Shutouts	8	Ryan Zapolski, 2012-13
Lowest GAA	1.62	Ryan Zapolski, 2012-13
Best Save Percentage	.944	Ryan Zapolski, 2012-13

Team

Most Points	104	2017-18
Fewest Points	75	1993-94
Most Wins	48	2017-18
Fewest Wins	32	2005-06
Most Losses	29	2010-11
Fewest Losses	15	1996-97
Most Goals Scored	345	1996-97
Fewest Goals Allowed	153	2017-18
Most Penalty Minutes	2,075	1994-95
Longest Winning Streak		
Overall	23	Feb. 7-Mar. 27, 2015
Home	18	Dec. 23, 1994-Mar. 19, 1995
Road	13	Feb. 7-March 27, 2015
Longest Winless Streak		
Overall	10	Nov. 1-23, 2005
Home	7	Mar. 1-27, 2011
		Nov. 12-25, 2006
Road	9	Dec. 3, 1999-Jan. 14, 2000

Regular Season Game Attendance Record

10,617 vs. Florida, Jan. 25, 2014

Postseason Game Attendance Record

9,924 vs. Johnstown, Mar. 31, 1995

Regular Season Attendance Record

311,148, 1993-94

Playoff Record vs. Current Teams

	<u>Series</u>	<u>W</u>	<u>L</u>	<u>GP</u>	<u>W</u>	<u>L</u>	<u>GF</u>	<u>GA</u>	<u>Last Mtg</u>	<u>Rnd</u>	<u>Result</u>
Adirondack	1	1	0	7	4	3	21	14	2016	CSF	W 4-3
Allen	1	0	1	7	3	4	19	22	2015	Finals	L 3-4
Atlanta	4	2	2	16	6	10	40	50	2013	CQF	L 0-4
Cincinnati	3	1	2	14	7	7	41	43	2010	CQF	L 2-3
Florida	6	3	3	25	13	12	75	81	2017	DF	W 4-1
Greenville	1	1	0	6	4	2	24	13	2017	DSF	W 4-2
Kalamazoo	2	1	1	10	5	5	30	30	2016	CQF	W 4-1
Manchester	1	1	0	7	4	3	19	19	2017	CF	W 4-3
Orlando	1	0	1	4	0	4	3	8	2018	DSF	L 0-4
Reading	1	1	0	7	4	3	19	22	2015	DSF	W 4-3
Toledo	1	1	0	7	4	3	25	24	2015	CF	W 4-3
Wheeling	3	0	3	15	4	11	33	40	2016	CF	L 3-4

All-Time Playoff Results

<u>Year</u>	<u>Round</u>	<u>Opponent</u>	<u>Result</u>	<u>GF</u>	<u>GA</u>	<u>OT</u>	<u>Year</u>	<u>Round</u>	<u>Opponent</u>	<u>Result</u>	<u>GF</u>	<u>GA</u>	<u>OT</u>
2018	DSF	Orlando	L 0-4	3	8	0-2	2006	DSF	Gwinnett	L 0-3	8	13	0-1
2017	Finals	Colorado	L 0-4	9	13	0-2		DQF	Charlotte	W 2-1	12	8	0-0
	CF	Manchester	W 4-3	19	19	0-0	2005	CQF	Florida	L 1-3	13	19	0-1
	DF	Florida	W 4-1	12	10	2-0	2004	DF	Florida	L 0-3	6	16	0-1
	DSF	Greenville	W 4-2	24	13	0-0		DSF	Columbia	W 3-1	11	8	1-0
2016	CF	Wheeling	L 3-4	19	18	0-2	2003	DSF	Pee Dee	L 1-3	13	12	0-1
	CSF	Adirondack	W 4-3	21	14	1-1	2002	WC	Florida	L 0-1	2	3	0-0
	CQF	Kalamazoo	W 4-1	20	11	0-0	2001	Finals	Trenton	W 4-1	20	16	1-1
2015	Finals	Allen	L 3-4	19	22	0-2		CF	Louisiana	W 4-0	16	7	0-0
	CF	Toledo	W 4-3	25	24	2-2		CSF	Mobile	W 3-2	22	19	1-1
	DF	Florida	W 4-2	23	16	0-2		CQF	Arkansas	W 3-1	20	12	0-0
	DSF	Reading	W 4-3	19	22	1-0	2000	CSF	Louisiana	L 0-3	8	18	0-0
2014	CQF	Wheeling	L 0-4	4	11	0-1		CQF	Pee Dee	W 3-2	18	14	1-0
2013	CQF	Gwinnett	L 0-4	6	15	0-0		WC	Baton Rouge	W 2-0	11	6	1-0
2012	CSF	Kalamazoo	L 1-4	10	19	0-0	1999	CQF	Mississippi	L 0-3	6	11	0-1
	CQF	Gwinnett	W 3-1	13	9	2-0	1998	CQF	Pee Dee	L 2-3	14	14	0-1
2011	CQF	Wheeling	L 1-3	10	11	0-2	1997	Finals	Louisiana	W 4-1	27	16	0-0
2010	CQF	Cincinnati	L 2-3	9	13	1-2		SF	Pensacola	W 3-2	24	18	1-1
2009	Finals	Alaska	W 4-3	22	15	0-1		2nd	Hampton Roads	W 3-2	24	24	2-0
	CF	Cincinnati	W 4-0	17	10	0-0		1st	Charlotte	W 3-0	13	7	0-0
	DF	Florida	W 4-2	19	17	2-1	1996	2nd	Charlotte	L 2-3	19	21	0-0
	DSF	Charlotte	W 4-2	26	19	0-0		1st	Louisville	W 3-0	12	6	0-0
2008	CF	Cincinnati	L 1-4	15	20	1-2	1995	2nd	Nashville	L 1-3	11	18	1-0
	DF	Columbia	W 3-2	14	11	0-1		1st	Johnstown	W 3-2	25	20	0-1
	DSF	Gwinnett	W 3-2	13	13	1-0	1994	1st	Hampton Roads	L 1-2	8	14	0-0
	DQF	Augusta	W 3-2	14	14	2-1							

2017-18 Regular Season Statistics

PLAYER	Pos	GP	G	A	PTS	+/-	PIM	PP	PPA	SH	SHA	GW	EG	OT	UA	EN	SOG	SOA	Shots	Sh%	
Kelly Zajac	F	60	20	36	56	8	16	8	14	0	0	4	6	1	1	0	2	2	125	16.0	
Steven Whitney	F	59	18	36	54	15	58	4	10	0	0	6	2	2	3	1	3	4	165	10.9	
Joe Devin	F	69	20	31	51	10	24	7	6	1	1	2	2	1	0	0	1	4	189	10.6	
Tim McGauley	F	48	13	23	36	7	12	5	4	0	0	2	2	0	0	0	1	3	109	11.9	
Paul Geiger	D	58	12	23	35	9	23	4	8	1	2	3	5	0	0	0	0	0	109	11.0	
Dylan Margonari	F	43	17	31	9	56	0	7	0	0	0	0	0	0	0	0	0	0	127	11.0	
Taylor Cammarata	F	49	12	19	31	-8	16	3	6	0	0	4	2	0	0	0	1	1	3	78	15.4
Frankie Simonelli	D	46	8	22	30	4	18	2	9	1	1	2	0	1	0	0	1	1	109	7.3	
Patrick Gaul	F	64	11	18	29	11	22	1	1	0	3	2	0	0	0	0	0	0	99	11.1	
Joey Leach	D	61	5	21	26	18	71	0	3	1	2	0	2	0	1	0	0	1	91	5.5	
Andrew Cherniwchan	F	25	10	9	19	6	32	0	2	2	0	3	2	1	1	1	0	1	72	13.9	
Nick Roberto	F	58	7	12	19	5	14	0	1	3	1	1	0	0	0	2	0	0	111	6.3	
Marcus Perrier	D	59	6	9	15	8	219	2	1	0	0	2	0	0	0	0	0	0	88	6.8	
Kris Bindulis	D	34	4	11	15	1	10	1	3	0	0	2	0	2	0	0	0	0	51	7.8	
Danny Federico	D	69	4	11	15	21	18	0	1	0	3	2	0	0	0	0	0	0	68	5.9	
Jake Kamrass	F	12	5	9	14	7	10	2	2	0	0	1	0	0	0	1	0	0	34	14.7	
Hampus Gustafsson	F	29	5	7	12	2	8	1	1	1	2	1	1	0	0	1	0	0	59	8.5	
Travis Walsh	D	30	2	10	12	0	6	1	6	0	0	0	0	0	1	0	0	0	37	5.4	
Nick Johnson	F	16	6	4	10	4	16	1	0	0	0	1	3	0	0	0	0	0	41	14.6	
Tommy Hughes	D	39	3	7	10	7	26	0	2	1	0	0	0	0	0	1	0	0	60	5.0	
Jonathan Charbonneau	F	9	5	4	9	0	2	4	2	0	0	0	2	0	0	0	0	1	26	19.2	
Patrick Megannety	LW	35	4	5	9	5	18	0	0	0	0	0	1	0	0	0	0	0	68	5.9	
Robbie Baillargeon	F	21	0	9	9	-2	8	0	3	0	0	0	0	0	0	0	0	0	32	0.0	
Mason Mitchell	F	6	4	2	6	0	2	2	0	0	0	0	1	0	0	0	0	0	19	21.1	
J.C. Brassard	D	12	2	3	5	-3	9	2	3	0	0	1	0	0	0	0	0	0	17	11.8	
Parker Milner	G	38	0	5	5	0	8	0	2	0	1	0	0	0	0	0	0	0	0	0.0	
Mike Chen	D	11	2	2	4	1	7	1	1	0	0	0	0	0	0	0	0	0	18	11.1	
Evan Neugold	D	3	0	1	1	2	2	0	0	0	0	0	0	0	0	0	0	0	4	0.0	
TOTALS		27	2	2	4	3	10	0	0	0	0	0	0	0	0	0	0	0	31	6.5	
Leo Fitzgerald	F	3	1	3	4	3	0	0	0	0	0	0	0	0	0	0	0	0	10	10.0	
Matt Salhani	F	20	1	2	3	1	4	0	1	0	0	0	1	0	0	0	0	0	13	7.7	
TOTALS		25	1	2	3	1	4	0	1	0	0	0	1	0	0	0	0	0	22	4.5	
Johnny McInnis	F	7	2	0	2	-1	0	0	0	0	0	0	1	0	0	0	0	0	15	13.3	
Tad Kozun	F	19	1	1	2	-4	11	0	0	0	0	0	0	0	0	0	0	0	33	3.0	
Mike Krieg	D	12	0	2	2	4	14	0	0	0	0	0	0	0	0	0	0	0	10	0.0	
Andrew DeBrincat	D	3	1	0	1	1	2	0	0	0	0	1	0	0	0	0	0	0	2	50.0	
TOTALS		4	1	0	1	2	0	0	0	0	0	1	0	0	0	0	0	0	7	50.0	
Evan Fiala	D	10	1	0	1	4	47	0	0	0	0	1	0	0	0	0	0	0	15	6.7	
Jeremy Morin	F	2	0	1	1	1	0	0	0	0	0	0	0	0	0	0	0	0	9	0.0	
Trevor Olson	F	8	0	1	1	-1	6	0	1	0	0	0	0	0	0	0	0	0	11	0.0	
Stephen Collins	F	1	0	0	0	0	0	0	0	0	0	0	0	0	0	0	0	0	2	0.0	
Carmine Guerriero	G	1	0	0	0	0	0	0	0	0	0	0	0	0	0	0	0	0	0	0.0	
Tyler Whitney	F	1	0	0	0	0	0	0	0	0	0	0	0	0	0	0	0	0	0	0.0	
Tim Davison	D	2	0	0	0	-1	0	0	0	0	0	0	0	0	0	0	0	0	3	0.0	
Conor Lemirande	F	2	0	0	0	-1	2	0	0	0	0	0	0	0	0	0	0	0	0	0.0	
Vitek Vanecek	G	2	0	0	0	0	0	0	0	0	0	0	0	0	0	0	0	0	0	0.0	
Nick Neville	D	3	0	0	0	0	0	0	0	0	0	0	0	0	0	0	0	0	5	0.0	
Derek Pratt	D	4	0	0	0	-2	0	0	0	0	0	0	0	0	0	0	0	0	5	0.0	
Mike Panowyk	F	5	0	0	0	0	0	0	0	0	0	0	0	0	0	0	0	0	10	0.0	
Adam Carlson	G	6	0	0	0	0	0	0	0	0	0	0	0	0	0	0	0	0	0	0.0	
Trevor Gillies	F	20	0	0	0	-3	71	0	0	0	0	0	0	0	0	0	0	0	2	0.0	
Jeff Jakaitis	G	28	0	0	0	0	0	0	0	0	0	0	0	0	0	0	0	0	0	1	0.0
BENCH		72	5				34												5		
TEAM TOTALS		72	214	376	585	148	922	51	100	12	18	43	40	7	7	10	10	19	2162	9.7	

GOALIE	GP	MINS	W	L	OTL	SL	SO	EN	GA	GAASOG	PSOW	SA	SVS	SV%
Carmine Guerriero	1	65	0	0	0	1	0	0	2	1.85	1	0	32	30 0.938
Parker Milner	38	2191	28	7	3	0	3	2	68	1.86	3	3	952	884 0.929
Vitek Vanecek	2	119	1	1	0	0	0	0	4	2.01	0	0	62	58 0.935
Jeff Jakaitis	28	1688	18	7	3	0	2	1	60	2.13	2	2	766	706 0.922
Adam Carlson	6	300	1	1	1	0	0	1	14	2.80	0	0	131	117 0.893
TEAM TOTALS	75	4363	48	16	7	1	5	4	148	2.04	6	5	1943	1795 0.924

2018 Kelly Cup Playoffs Statistics

PLAYER	Pos	GP	G	A	PTS	+/-	PIM	PP	PPA	SH	SHA	GW	EG	OT	UA	EN	Shots	Sh%	
Mason Mitchell	F	4	2	0	2	1	2	0	0	0	0	1	0	0	0	0	0	16	12.5
Joey Leach	D	4	0	2	2	0	12	0	0	0	0	1	0	0	0	0	0	13	0.0
Patrick Megannety	LW	4	1	0	1	1	2	0	0	1	0	0	0	0	0	0	0	10	10.0
Patrick Gaul	F	4	0	1	1	1	0	0	0	0	0	0	0	0	0	0	0	8	0.0
Paul Geiger	D	4	0	1	1	0	0	0	0	0	0	1	0	0	0	0	0	11	0.0
Parker Milner	G	4	0	1	1	0	0	0	0	0	0	0	0	0	0	0	0	0	0.0
Nick Roberto	F	4	0	1	1	0	2	0	0	0	0	0	0	0	0	0	0	12	0.0
J.C. Brassard	D	4	0	0	0	-4	0	0	0	0	0	0	0	0	0	0	0	9	0.0
Jonathan Charbonneau	F	4	0	0	0	-3	0	0	0	0	0	0	0	0	0	0	0	13	0.0
Joe Devin	F	4	0	0	0	-4	0	0	0	0	0	0	0	0	0	0	0	11	0.0
Danny Federico	D	4	0	0	0	0	0	0	0	0	0	0	0	0	0	0	0	6	0.0
Evan Fiala	D	4	0	0	0	1	8	0	0	0	0	0	0	0	0	0	0	6	0.0
Tommy Hughes	D	4	0	0	0	-1	4	0	0	0	0	0	0	0	0	0	0	8	0.0
Jake Kamrass	F	4	0	0	0	-5	2	0	0	0	0	0	0	0	0	0	0	7	0.0
Dylan Margonari	F	4	0	0	0	-2	10	0	0	0	0	0	0	0	0	0	0	9	0.0
Tim McGauley	F	4	0	0	0	2	0	0	0	0	0	0	0	0	0	0	0	5	0.0
Kelly Zajac	F	4	0	0	0	-3	0	0	0	0	0	0	0	0	0	0	0	8	0.0
BENCH		4	0				4											0	
TEAM TOTALS		4	3	6	9	-16	46	0	0	1	2	0	1	0	0	0	152	2.0	

GOALIE	GP	MINS	W	L	SO	EN	GA	GAA	SA	SVS	SV%
Parker Milner	4	273	0	4	0	1	7	1.54	95	88	0.926
TEAM TOTALS	4	273	0	4	0	1	7	1.54	95	88	0.926



Spiros Anastas

Head Coach/Director of Hockey Operations

Spiros Anastas was named the eighth head coach in Stingrays history on Aug. 7, 2018. The 33-year-old spent the previous four seasons as the head coach for the University of Lethbridge men's hockey team in Lethbridge, Alberta. While at Lethbridge, Anastas was also able to gain significant experience in international hockey, representing three different countries. Last year Anastas was behind the bench as head coach for Estonia at both the IIHF U20 and U18 World Championships. He also won a Silver Medal as the head coach for Hockey Alberta at the WHL Cup in October 2017 and won the 2017 U17 National Development Camp Tournament as an assistant coach for Hockey Canada. Anastas also spent two seasons as an assistant coach with the Grand Rapids Griffins, AHL affiliate of the Detroit Red Wings, from 2012-14, and helped lead the team to the 2013 Calder Cup championship under head coach Jeff Blashill, who is now the head coach of the Red Wings. A native of Toronto, Ontario, Anastas played college hockey at Lebanon Valley College from 2006-10, where he was a forward and team captain. He began his coaching career with his alma mater, serving as an assistant coach during the 2010-11 season, before moving on to the University of Western Michigan where he was an assistant coach and video coordinator while working under former NHL head coach Andy Murray. During his only season with the Broncos, Anastas helped the team win their second Central Collegiate Hockey Association championship in program history and earned a berth in the NCAA Tournament. Anastas also spent time as the General Manager of the Alberni Valley Bulldogs in the British Columbia Junior Hockey League before joining Grand Rapids.

Coaching Record		Regular Season				Playoffs		
Season	Team	Games	W	L	T	Games	W	L
2014-15	University of Lethbridge (CIS)	28	5	23	0	--	--	--
2015-16	University of Lethbridge (CIS)	28	11	15	2	--	--	--
2016-17	University of Lethbridge (CIS)	28	11	14	3	--	--	--
2017-18	University of Lethbridge (Usports)	28	9	16	3	--	--	--

Coaching History

Year	Coach	STD	W	L	T	PTS	Playoffs
2017-18	Ryan Warsofsky	2-S	48	16	8	104	Lost Division Semifinals
2016-17	Ryan Warsofsky	3-S	40	28	4	84	Lost Kelly Cup Finals
2015-16	Spencer Carbery	1-S	44	18	10	98	Lost Conference Finals
2014-15	Spencer Carbery	2-E	45	20	7	97	Lost Kelly Cup Finals
2013-14	Spencer Carbery	1-S	43	23	6	92	Lost Conference Quarterfinals
2012-13	Spencer Carbery	3-S	38	26	8	84	Lost Conference Quarterfinals
2011-12	Spencer Carbery	4-S	37	28	7	81	Lost Conference Semifinals
2010-11	Cail MacLean	2-S	37	29	6	80	Lost Conference Quarterfinals
2009-10	Cail MacLean	2-S	41	19	12	94	Lost Conference Quarterfinals
2008-09	Jared Bednar	1-S	42	23	6	90	Won Kelly Cup
2007-08	Jared Bednar	2-S	47	22	3	97	Lost Conference Finals
2006-07	Jason Fitzsimmons	6-S	36	27	9	81	Out of Playoffs
2005-06	Jason Fitzsimmons	4-S	32	25	15	79	Lost Division Semifinals
2004-05	Jason Fitzsimmons	2-E	39	24	9	87	Lost Conference Quarterfinals
2003-04	Jason Fitzsimmons	4-S	39	28	5	83	Lost Division Finals
2002-03	Jason Fitzsimmons	2-SE	42	22	8	92	Lost Conference Quarterfinals
2001-02	Rick Adduono	4-SE	39	26	7	85	Lost Conference Quarterfinals
2000-01	Rick Adduono	1-SE	42	23	7	91	Won Kelly Cup
1999-00	Rick Adduono	4-SE	35	25	10	80	Lost Conference Semifinals
1998-99	Rick Adduono	3-SE	40	20	10	90	Lost Conference Quarterfinals
1997-98	Rick Vaive	1-SE	41	23	6	88	Lost Conference Quarterfinals
1996-97	Rick Vaive	1-E	45	15	10	100	Won Kelly Cup
1995-96	Rick Vaive	3-E	40	22	8	88	Lost Second Round
1994-95	Rick Vaive	1-S	42	19	7	91	Lost Second Round
1993-94	Rick Vaive	6-E	33	26	9	75	Lost First Round

2018-19 Schedule

Sat. Oct. 13	at Jacksonville	Sun. Dec. 9	at Atlanta	Fri. Feb. 15	Newfoundland
Mon. Oct. 15	at Orlando	Wed. Dec. 12	Atlanta	Sat. Feb. 16	Jacksonville
Tue. Oct. 16	at Orlando	Sat. Dec. 15	Greenville	Sun. Feb. 17	Atlanta
Sat. Oct. 20	Greenville	Mon. Dec. 17	at Orlando	Tue. Feb. 19	Norfolk
Sun. Oct. 21	Atlanta	Wed. Dec. 19	at Jacksonville	Fri. Feb. 22	Florida
Wed. Oct. 24	at Norfolk	Fri. Dec. 21	at Greenville	Sat. Feb. 23	Florida
Fri. Oct. 26	at Norfolk	Sat. Dec. 22	at Greenville	Tue. Feb. 26	Greenville
Sat. Oct. 27	at Norfolk	Fri. Dec. 28	Norfolk	Thu. Feb. 28	at Greenville
Fri. Nov. 2	at Allen	Fri. Jan. 4	Worcester	Fri. Mar. 1	at Jacksonville
Sat. Nov. 3	at Allen	Sat. Jan. 5	at Orlando	Sat. Mar. 2	Jacksonville
Thu. Nov. 8	at Jacksonville	Sun. Jan. 6	at Orlando	Fri. Mar. 8	at Maine
Sat. Nov. 10	Orlando	Fri. Jan. 11	Atlanta	Sat. Mar. 9	at Maine
Tue. Nov. 13	Atlanta	Sun. Jan. 13	Jacksonville	Sun. Mar. 10	at Worcester
Fri. Nov. 16	Florida	Tue. Jan. 15	Jacksonville	Wed. Mar. 13	at Atlanta
Sat. Nov. 17	Wheeling	Fri. Jan. 18	Orlando	Fri. Mar. 15	Norfolk
Tue. Nov. 20	at Jacksonville	Sat. Jan. 19	Orlando	Sat. Mar. 16	Florida
Wed. Nov. 21	at Orlando	Sun. Jan. 20	Orlando	Sun. Mar. 17	Florida
Fri. Nov. 23	at Atlanta	Thu. Jan. 24	Norfolk	Tue. Mar. 19	Kansas City
Wed. Nov. 28	at Florida	Sun. Jan. 27	at Greenville	Fri. Mar. 22	Kansas City
Fri. Nov. 30	at Florida	Fri. Feb. 1	at Kansas City	Sat. Mar. 23	at Greenville
Sat. Dec. 1	at Florida	Sat. Feb. 2	at Kansas City	Sat. Mar. 30	Orlando
Tue. Dec. 4	Greenville	Thu. Feb. 7	at Atlanta	Sun. Mar. 31	Atlanta
Fri. Dec. 7	Jacksonville	Fri. Feb. 8	at Atlanta	Sat. Apr. 6	Atlanta
Sat. Dec. 8	Atlanta	Wed. Feb. 13	at Norfolk	Sun. Apr. 7	at Atlanta

2017-18 Results

Oct. 20	Greenville	4-3	Dec. 22	Atlanta	3-4	Feb. 28	at Cincinnati	1-2*
Oct. 21	at Jacksonville	3-2	Dec. 23	at Greenville	3-2#	Mar. 2	at Toledo	2-4
Oct. 27	at Norfolk	5-4	Dec. 29	at Atlanta	2-4	Mar. 3	at Toledo	2-1*
Oct. 28	at Norfolk	5-2	Dec. 30	Atlanta	3-1	Mar. 6	at Greenville	4-3*
Nov. 3	at Greenville	2-3	Jan. 5	Florida	5-2	Mar. 9	Greenville	2-3
Nov. 5	Jacksonville	3-1	Jan. 6	Florida	3-5	Mar. 10	Atlanta	5-0
Nov. 7	Reading	4-3*	Jan. 9	Norfolk	5-4*	Mar. 11	Jacksonville	6-3
Nov. 8	Reading	2-1	Jan. 12	Atlanta	3-1	Mar. 15	Idaho	0-3
Nov. 10	Atlanta	2-3*	Jan. 13	Orlando	1-2	Mar. 16	Idaho	0-1
Nov. 11	Atlanta	1-2*	Jan. 14	Jacksonville	3-1	Mar. 19	at Atlanta	3-2#
Nov. 14	at Jacksonville	2-5	Jan. 19	at Norfolk	3-2*	Mar. 21	at Orlando	3-2#
Nov. 18	Greenville	4-3*	Jan. 20	at Norfolk	2-3*	Mar. 23	at Orlando	2-1#
Nov. 19	at Atlanta	3-2*	Jan. 24	at Jacksonville	0-1	Mar. 25	at Orlando	4-1
Nov. 23	at Atlanta	2-1	Jan. 26	Orlando	3-1	Mar. 27	Kalamazoo	2-1
Nov. 25	at Orlando	2-3	Jan. 27	Orlando	5-0	Mar. 30	at Jacksonville	3-1
Nov. 26	at Orlando	2-3#	Jan. 28	Norfolk	3-1	Mar. 31	at Jacksonville	1-4
Dec. 2	Orlando	2-4	Jan. 30	Norfolk	3-5	Apr. 3	Florida	3-4*
Dec. 3	Greenville	4-5*	Feb. 2	Orlando	6-2	Apr. 5	at Greenville	5-2
Dec. 5	Greenville	8-2	Feb. 3	at Jacksonville	2-1#	Apr. 6	at Greenville	4-1
Dec. 7	at Greenville	4-2	Feb. 9	at Worcester	4-1	Apr. 7	Orlando	2-1
Dec. 9	Atlanta	3-1	Feb. 10	at Manchester	1-0	+Apr. 12	Orlando	0-2
Dec. 10	at Atlanta	4-1	Feb. 11	at Manchester	1-2*	+Apr. 14	Orlando	1-2
Dec. 13	at Florida	4-2	Feb. 16	Jacksonville	5-2	+Apr. 19	at Orlando	1-2*
Dec. 15	at Florida	3-4	Feb. 20	Norfolk	3-2	+Apr. 21	at Orlando	1-2*
Dec. 16	at Florida	1-0	Feb. 23	Brampton	1-0			
Dec. 21	at Greenville	3-1	Feb. 24	Brampton	5-1			

* - Overtime # - Shootout + - Kelly Cup Playoffs



Todd Halloran
Governor

Todd Halloran became the majority owner of the Stingrays in April 2018 through his investment entity Deke Hockey Holdings LLC. Todd is a partner at Freeman Spogli & Co., a Los Angeles and New York-based private equity firm with approximately \$2 billion under management. Freeman Spogli is dedicated to partnering with management in U.S.-based consumer-related growth businesses providing capital, strategic and financial counsel, and focused industry experience. Over his 23 years at Freeman Spogli, Halloran has worked with and served on the board of directors for a number of public and private companies. He currently serves on the boards of four private companies. In addition, Halloran has been a board member and/or involved with a number of philanthropic and not-for-profit organizations, including organizations focused on underprivileged groups, education and youth sports. He is currently a board member of The Community Fund, a Trustee Emeritus at Colby College and the former president of the Darien (CT) Youth Hockey Association, one of the largest youth hockey organizations in the country. Born and raised in the Boston area, Halloran attended Colby College and graduated with a B.A. in Economics. He also studied for a year at The London School of Economics and earned his MBA at Harvard University. After graduating from Harvard, he worked at Goldman Sachs for five years in the Mergers & Acquisitions Group and the Principal Investment Area (GS Capital Partners). Halloran currently splits his time between Charleston and CT/NY. He and his family are passionate hockey fans. He grew up playing hockey in a skating family and has four children who all grew up playing the sport including one currently playing collegiate hockey.



Rob Concannon
President/Alternate Governor

Rob Concannon is in his ninth season as president of South Carolina. Born in Dorchester, Mass., Concannon played for the Stingrays from 1995 to 2000, was a member of the 1997 Kelly Cup championship team and was inducted into the Stingrays Hall of Fame in 2004. He retired from hockey with the sixth most games played in Stingrays history at 330, and sixth all-time with 231 points (111g-120a). Prior to turning pro, Concannon was a Division III All-American in 1995 with Salem State College. In addition to the Stingrays, Concannon skated for the Idaho Steelheads and Greenville Grrrowl during his eight-year hockey career. Rob and his wife Keri reside in downtown Charleston with their two children, John Robert and Ella.

3300 W. Montague Avenue Suite A-200, North Charleston, SC 29418

Office (843) 744-2248
Arena North Charleston Coliseum
Rink Dimensions 200 x 85
Radio Station StingraysHockey.com

Email jshafran@stingrayshockey.com
Capacity 7,250
Team Colors Red, White, Blue
Broadcaster Jared Shafran

Team Directory

Governor	Todd Halloran
President/Alternate Governor	Rob Concannon
Head Coach/Director of Hockey Operations	Spiros Anastas
Assistant Coach	Steve Bergin
Office Manager	Julie Thoennes
Senior Vice President of Sales and Sponsorships	Derek Goldfarb
Director of Communications and Broadcasting	Jared Shafran
Ticket Operations Manager	Kyle Huckabee
Ticket Sales Manager	Zach Myers
Account Executives	Carter Buffkin, Nicole Crowley, Erica Brochu and Andrew DePuy
Director of Corporate Partnerships and Marketing	Preston Hayden
Corporate Partnerships Executive	Patrick Smith
Director of Creative Services and Game Operations	Ryan Hayden
Community Relations Manager	Sami Wasek
Equipment Manager	Cameron Parker
Athletic Trainer	Rick Covard



TOLEDO WALLEYE

2017-18 Results
50W-17L-3OTL-2SOL 105 PTS.
First, Central Division

NHL Affiliate: Detroit Red Wings
AHL Affiliate: Grand Rapids Griffins

Year-by-Year Record

Season	GP	Home					Away					Overall					GF	GA	PTS
		W	L	T	OT	SO	W	L	T	OT	SO	W	L	T	OT	SO			
2017-18	72	28	7	1	1-1	0-0	22	10	4	1-2	4-3	50	17	5	4-3	1-2	242	170	105
2016-17	72	26	7	3	5-1	1-2	25	10	1	2-1	2-0	51	17	4	7-2	3-2	302	191	106
2015-16	72	27	8	1	4-0	2-1	20	12	4	0-2	4-2	47	20	5	4-2	6-3	225	174	99
2014-15	72	26	6	4	0-2	5-2	24	9	3	1-3	4-0	50	15	7	1-5	9-2	281	182	107
2013-14	72	11	23	2	0-1	0-1	10	21	5	2-3	3-2	21	44	7	2-4	3-3	193	268	49
2012-13	72	18	12	6	2-3	0-3	19	14	3	0-2	0-1	37	26	9	2-5	0-4	224	195	83
2011-12	72	14	19	3	2-0	2-3	14	19	3	1-2	3-1	28	32	6	3-2	5-4	189	258	62
2010-11	72	16	17	3	2-2	1-1	17	16	3	1-2	3-1	33	33	6	3-4	4-2	239	255	72
2009-10	72	22	13	1	7-0	1-1	13	17	6	2-2	0-4	35	30	7	9-2	1-5	254	274	77
2006-07*	72	27	9	0	1-0	2-1	12	21	3	1-1	3-1	39	30	3	2-1	5-2	211	220	81
2005-06*	72	27	6	3	3-1	2-2	19	15	2	1-2	3-0	46	21	5	4-3	5-2	244	189	97
2004-05*	72	24	10	2	1-2	2-0	17	16	3	0-0	3-3	41	26	5	1-2	5-3	203	194	87
2003-04*	72	11	19	6	0-2	3-4	12	19	5	2-1	3-4	23	38	11	2-3	6-8	183	258	57
2002-03*	72	29	3	4	1-1	1-3	18	12	6	0-3	2-3	47	15	10	1-4	3-6	247	196	104
2001-02*	72	16	15	5	3-3	1-2	12	19	5	2-1	1-4	28	34	10	5-4	2-6	225	265	66
2000-01*	72	21	11	4	1-1	1-3	16	16	4	2-2	4-2	37	27	8	3-3	5-5	262	259	82
1999-00*	70	14	17	4	---	3-4	8	24	3	---	2-3	22	41	7	---	5-7	214	306	51
1998-99*	70	23	8	4	---	2-4	16	18	1	---	5-1	39	26	5	---	7-5	256	246	83
1997-98*	70	25	6	4	---	6-4	16	15	4	---	4-4	41	21	8	---	10-8	251	237	90
1996-97*	70	19	10	6	---	3-6	13	18	4	---	3-4	32	28	10	---	6-10	258	248	74
1995-96*	70	27	4	4	---	7-4	21	10	4	---	10-4	48	14	8	---	17-8	301	240	104
1994-95*	68	25	7	2	1-0	0-2	16	15	3	1-1	0-2	41	22	5	2-1	0-4	287	230	87
1993-94*	68	25	6	3	2-1	1-2	19	14	1	1-0	3-1	44	20	4	3-1	4-3	338	289	92
1992-93*	64	21	7	4	1-0	0-4	15	10	7	1-1	0-6	36	17	11	2-1	0-10	316	238	83
1991-92*	64	25	5	2	1-2	0-0	21	10	1	4-1	0-0	46	15	3	5-3	0-0	367	240	95

T - Includes Overtime and Shootout Losses (Games tied at end of regulation went directly to shootout from 1995-2000)
* - Toledo Storm

Year-by-Year Results

Season	Finished	Result	Season	Finished	Result
2018	1st, Central	Lost Division Finals	2003	1st, Northwest	Lost Division Semifinals
2017	1st, Central	Lost Conference Finals	2002	6th, Northwest	Out of Playoffs
2016	1st, North	Lost Conference Quarterfinals	2001	3rd, Northwest	Lost Conference Semifinals
2015	1st, North	Lost Conference Finals	2000	6th, Northwest	Out of Playoffs
2014	5th, North	Out of Playoffs	1999	3rd, Northwest	Lost Conference Semifinals
2013	2nd, North	Lost Conference Quarterfinals	1998	2nd, Northwest	Lost Conference Semifinals
2012	4th, North	Out of Playoffs	1997	5th, North	Lost First Round
2011	4th, North	Out of Playoffs	1996	1st, North	Lost Semifinals
2010	3rd, North	Lost Conference Quarterfinals	1995	3rd, North	Lost First Round
2007	2nd, North	Lost Division Semifinals	1994	1st, North	Won Riley Cup
2006	1st, North	Lost Conference Finals	1993	1st, West	Won Riley Cup
2005	4th, North	Lost Division Semifinals	1992	1st, West	Lost First Round
2004	8th, Northern	Out of Playoffs			

All-Time Record vs. Other Clubs

Team	W-L-T	Team	W-L-T	Team	W-L-T	Team	W-L-T
Adirondack	1-2-0	Greenville	6-12-3	Manchester	4-1-1	Tulsa	2-1-0
Allen	0-1-0	Idaho	0-2-0	Newfoundland	0-0-0	Utah	5-1-0
Atlanta	14-8-2	Indy	23-2-1	Norfolk	3-0-1	Wheeling	105-73-17
Brampton	25-5-2	Jacksonville	0-0-0	Orlando	3-4-1	Wichita	3-0-0
Cincinnati	72-52-10	Kalamazoo	49-43-10	Rapid City	2-0-0	Worcester	2-0-0
Florida	12-12-2	Kansas City	6-2-0	Reading	35-29-10		
Fort Wayne	24-19-7	Maine	0-0-0	South Carolina	5-19-2		

Web - ToledoWalleye.com

Twitter - @ToledoWalleye

Club Records

Players

Most Points, Season	111	Mike Maurice, 1991-92
Most Points, Game	8	Alex Hicks vs. Louisville, Nov. 5, 1993
Most Goals, Season	63	Andrew Williamson, 1999-00
Most Goals, Game	6	Brad McCaughey vs. Columbus (Ohio), Nov. 6, 1991
Most Assists, Season	72	Mike Maurice, 1991-92
Most Assists, Game	6	several players
Most PIM, Season	438	Ken Tasker, 1999-00
Most PIM, Game	39	Ron Aubrey vs. Louisville, Dec. 14, 1991

Goaltenders

Most Appearances	56	Nick Vitucci, 1994-95, Mark Bernard, 2000-01
Most Minutes	3,275	Mark Bernard, 2000-01
Most Wins	37	Pat Nagle, 2017-18
Most Losses	21	Mark Bernard, 2000-01
Most Overtime Losses	7	Scott King, 1992-93, Joey MacDonald, 2001-02
Most Shots	1,886	Mark Bernard, 2000-01
Most Saves	1,706	Mark Bernard, 2000-01
Most Shutouts	7	Jake Paterson, 2016-17
Lowest GAA	2.06	Drew MacIntyre, 2005-06
Best Save Percentage	.926	Drew MacIntyre, 2005-06

Team

Most Points	107	2014-15
Fewest Points	49	2013-14
Most Wins	51	2016-17
Fewest Wins	21	2013-14
Most Losses	44	2013-14
Fewest Losses	14	1995-96
Most Goals Scored	367	1991-92
Fewest Goals Against	170	2017-18
Most Penalty Minutes	2,405	1999-00

Longest Winning Streak

Overall	10	Jan. 21-Feb. 18, 1996 Jan. 5-Feb. 5, 1994 Dec. 3-28, 1991
----------------	----	---

Home 18 Feb. 14-Nov. 12, 1993

Road 8 Jan. 6.-Mar. 3, 2018
Feb. 22-Mar. 8, 1992

Longest Winless Streak

Overall 14 Feb. 2-28, 2003

Home 12 Jan. 31-Mar. 19, 2014

Road 7 Nov. 10-Dec. 18, 2013

Regular Season Game Attendance Record

8,388 vs. Fort Wayne, Apr. 6, 2018

11,222 (outdoor game) vs Kalamazoo, Dec. 27, 2014

Postseason Game Attendance Record

8,300 vs. South Carolina, May 27, 2015

Regular Season Attendance Record

273,613, 2017-18

Playoff Record vs. Current Teams

	Series	W	L	GP	W	L	GF	GA	Last Mtg	Rnd	Result
Atlanta	1	0	1	5	1	4	13	19	2006	CF	L 1-4
Cincinnati	2	0	2	9	2	7	18	33	2013	CQF	L 2-4
Fort Wayne	2	2	0	12	8	4	37	25	2017	DF	W 4-1
Indy	1	1	0	4	4	0	14	9	2018	DSF	W 4-0
Kalamazoo	1	1	0	7	4	3	26	25	2017	DSF	W 4-3
Reading	2	0	2	11	4	7	22	30	2016	CQF	L 3-4
South Carolina	1	0	1	7	3	4	24	25	2015	CF	L 3-4
Wheeling	5	4	1	25	15	10	84	82	2015	DSF	W 4-3

All-Time Playoff Results

Year	Round	Opponent	Result	GF	GA	OT	Year	Round	Opponent	Result	GF	GA	OT
2018	DF	Fort Wayne	L 2-4	13	20	0-0	1999	CSF	Richmond	L 0-3	7	13	0-0
	DSF	Indy	W 4-0	14	9	2-0		CQF	Peoria	W 3-1	17	13	0-0
2017	CF	Colorado	L 1-4	17	21	0-2	1998	CSF	Wheeling	L 1-3	8	14	0-1
	DF	Fort Wayne	W 4-1	15	10	1-0		CQF	Chesapeake	W 3-0	11	5	1-0
	DSF	Kalamazoo	W 4-3	26	25	0-0	1997	1st	Columbus	L 2-3	12	17	2-1
2016	CQF	Reading	L 3-4	19	22	0-0	1996	SF	Jacksonville	L 2-3	15	20	1-0
2015	CF	South Carolina	L 3-4	24	25	2-2		2nd	Knoxville	W 3-0	10	6	1-0
	DF	Fort Wayne	W 4-3	22	15	0-3		1st	Dayton	W 3-0	14	7	1-0
	DSF	Wheeling	W 4-3	18	17	2-0	1995	1st	Nashville	L 1-3	10	12	0-0
2013	CQF	Cincinnati	L 2-4	14	19	1-2	1994	Finals	Raleigh	W 4-1	24	17	2-1
2010	CQF	Charlotte	L 1-3	13	16	0-1		SF	Wheeling	W 3-0	16	5	0-0
2007	DSF	Cincinnati	L 0-3	4	17	0-0		2nd	Columbus	W 3-0	21	9	0-0
2006	CF	Gwinnett	L 1-4	13	19	0-1		1st	Dayton	W 2-1	14	10	1-0
	DF	Wheeling	W 3-2	14	18	0-0	1993	Finals	Wheeling	W 4-2	28	28	1-0
	DSF	Johnstown	W 3-0	12	6	0-0		SF	Nashville	W 4-2	32	19	0-1
2005	DSF	Reading	L 1-3	3	8	0-0		QF	Erie	W 3-1	16	23	0-0
2003	DF	Cincinnati	L 1-3	5	10	0-0	1992	1st	Louisville	L 1-4	23	16	1-0
	DSF	Lexington	W 3-0	17	2	0-0							
2001	CSF	Trenton	L 0-3	4	13	0-1							
	CQF	Roanoke	W 3-2	15	13	1-1							

2017-18 Regular Season Statistics

PLAYER	Pos	GP	G	A	PTS	+/-	PIM	PP	PPA	SH	SHA	GW	FG	OT	UA	EN	SOG	SOA	Shots	Sh%
Tyler Barnes	F	66	20	33	53	8	27	5	5	0	0	6	4	0	0	2	0	2	127	15.7
Kyle Bonis	F	66	27	24	51	17	4	5	6	0	0	6	6	1	1	1	0	1	225	12.0
Shane Berschbach	F	59	19	32	51	19	30	4	13	0	0	3	3	1	0	2	0	0	119	16.0
Mike Borkowski	F	53	19	29	48	11	34	7	9	1	0	3	5	0	1	1	0	3	147	12.9
Christian Hilbrich	F	68	23	23	46	14	36	5	5	1	1	5	5	0	0	1	0	1	167	13.8
Erik Bradford	F	46	14	25	39	-6	24	2	6	1	0	2	1	0	0	0	0	0	102	13.7
Simon Denis	D	49	6	29	35	18	5	4	9	0	0	0	0	0	0	0	0	0	108	5.6
Ryan Obuchowski	D	72	5	30	35	28	50	0	12	0	0	3	1	1	0	0	0	0	137	3.7
Austen Brassard	F	61	10	24	34	9	75	0	6	0	0	1	1	0	0	0	0	0	115	8.7
Colin Jacobs	F	16	5	4	9	0	22	1	0	0	0	1	1	0	0	0	0	0	24	20.8
TOTALS		55	14	17	31	11	52	2	1	0	0	2	5	0	0	0	0	1	104	13.5
Connor Crisp	F	44	16	14	30	12	95	0	1	1	1	3	3	0	0	2	0	0	92	17.4
A.J. Jenks	F	40	15	14	29	16	61	5	1	1	0	1	1	0	0	0	1	1	100	15.0
Dylan Sadowy	F	39	12	17	29	9	20	5	0	0	0	4	3	0	0	0	0	1	128	9.4
Davis Vandane	D	48	5	16	21	21	25	0	8	0	0	1	0	0	3	0	0	0	117	4.3
Patrick McCarron	D	54	9	10	19	15	16	0	2	0	0	1	3	1	0	1	0	0	77	11.7
Zach Nastasiuk	F	30	8	9	17	6	6	3	2	0	0	2	1	0	0	0	0	0	51	15.7
Charlie O'Connor	F	41	4	12	16	15	12	0	0	0	1	2	1	0	0	0	0	0	36	11.1
Kevin Tansey	D	67	7	8	15	1	77	2	3	0	0	2	2	0	0	0	0	0	120	5.8
Mike Embach	F	23	5	9	14	14	17	0	1	0	0	1	0	0	1	0	0	0	74	6.8
Kevin Gibson	D	54	3	10	13	18	58	0	1	0	0	1	1	0	0	0	0	0	50	6.0
Parker Reno	D	40	2	9	11	5	24	0	0	0	1	0	0	0	0	0	0	0	32	6.3
Beau Schmitz	D	33	0	7	7	-5	14	0	0	0	0	0	0	0	0	0	0	0	22	0.0
Vili Saarijarvi	D	10	2	4	6	2	2	0	1	0	0	1	0	0	0	0	0	0	27	7.4
Alden Hirschfeld	F	10	2	3	5	6	6	0	0	0	0	0	0	0	0	0	0	0	17	11.8
Luke Esposito	F	14	2	3	5	-3	4	0	0	0	0	0	0	0	0	1	0	0	26	7.7
Jared Wilson	D	10	0	4	4	6	13	0	0	0	0	0	0	0	0	0	0	0	10	0.0
Kevin Lohan	D	6	0	3	3	6	6	0	0	0	1	0	0	0	0	0	0	0	2	0.0
Darian Dzurzynski	F	10	0	3	3	3	15	0	0	0	0	0	0	0	0	0	0	0	9	0.0
Angus Redmond	G	3	0	0	0	0	0	0	0	0	0	0	0	0	0	0	0	0	0	0.0
TOTALS		21	0	2	2	0	0	0	0	0	0	0	0	0	0	0	0	0	0	0.0
Colin Martin	F	1	1	0	1	0	0	0	0	0	0	0	0	0	0	0	0	0	1	100.0
Trevor Hamilton	D	4	0	1	1	-1	0	0	1	0	0	0	0	0	0	0	0	0	7	0.0
Luke Nogard	F	4	0	1	1	2	0	0	0	0	0	0	0	0	0	0	0	0	16	0.0
Daniel Gentzler	F	5	0	1	1	-2	9	0	0	0	0	0	0	0	0	0	0	0	4	0.0
Matej Machovsky	G	21	0	1	1	0	19	0	0	0	0	0	0	0	0	0	0	0	0	0.0
Pat Nagle	G	50	0	1	1	0	4	0	0	0	0	0	0	0	0	0	0	0	0	0.0
J.P. Anderson	G	1	0	0	0	0	0	0	0	0	0	0	0	0	0	0	0	0	0	0.0
Dalton Carter	D	2	0	0	0	4	0	0	0	0	0	0	0	0	0	0	0	0	2	0.0
BENCH		72	1				36												1	
TEAM TOTALS		72	242	413	654	268	846	48	92	5	5	49	42	4	6	11	1	9	2292	10.5

GOALIE	GP	MINS	W	L	OTL	SL	SO	EN	GA	GAA	SA	SVS	SV%	
Matej Machovsky	21	1217	11	9	0	1	2	3	41	2.02	1	573	532	0.928
Pat Nagle	50	2907	37	6	3	1	3	3	108	2.23	1	1415	1307	0.924
Angus Redmond	3	152	2	1	0	0	0	0	8	3.17	1	89	81	0.910
TOTALS	21	1007	4	9	2	1	0	4	66	3.93	2	534	468	0.876
J.P. Anderson	1	58	0	1	0	0	0	0	5	5.15	0	27	22	0.815
TEAM TOTALS	75	4334	50	17	3	2	6	6	162	2.24	3	1204	1942	0.923

2018 Kelly Cup Playoffs Statistics

PLAYER	Pos	GP	G	A	PTS	+/-	PIM	PP	PPA	SH	SHA	GW	FG	OT	UA	EN	Shots	Sh%	
Christian Hilbrich	F	9	5	3	8	0	11	1	1	0	0	1	2	1	0	0	0	20	25.0
Kyle Bonis	F	10	3	5	8	-2	2	1	1	0	0	1	0	0	0	0	0	33	9.1
Austen Brassard	F	10	3	5	8	1	10	1	1	0	0	1	0	0	0	0	0	23	13.0
Tyler Barnes	F	8	1	7	8	2	4	0	2	0	0	1	0	1	0	0	0	11	9.1
Simon Denis	D	8	1	6	7	2	2	0	4	0	0	0	0	0	0	0	0	23	4.3
A.J. Jenks	F	10	4	2	6	-3	16	2	0	0	0	1	1	0	0	1	45	8.9	
Shane Berschbach	F	10	2	3	5	-5	0	1	2	0	0	1	1	0	0	0	0	31	6.5
Dylan Sadowy	F	9	3	1	4	-7	6	1	0	0	0	0	1	0	1	0	41	7.3	
Mike Embach	F	10	2	1	3	1	6	0	0	0	0	0	1	0	0	0	0	18	11.1
Patrick McCarron	D	10	1	2	3	-4	2	0	1	0	0	0	0	0	0	0	0	10	10.0
Mike Borkowski	F	5	0	3	3	0	0	0	2	0	0	0	0	0	0	0	0	12	0.0
Connor Crisp	F	9	0	3	3	-4	22	0	0	0	0	0	0	0	0	0	0	11	0.0
Zach Nastasiuk	F	3	1	1	2	1	0	1	0	0	0	0	0	0	0	0	0	13	7.7
Colin Jacobs	F	5	1	1	2	1	10	0	0	0	0	0	0	0	0	0	0	11	9.1
Beau Schmitz	D	10	0	2	2	3	8	0	0	0	0	0	0	0	0	0	0	3	0.0
Kevin Tansey	D	10	0	2	2	3	4	0	2	0	0	0	0	0	0	0	0	16	0.0
Charlie O'Connor	F	2	0	1	1	1	0	0	0	0	0	0	0	0	0	0	0	1	0.0
Ryan Obuchowski	D	10	0	1	1	-4	8	0	0	0	0	0	0	0	0	0	0	19	0.0
Trevor Hamilton	D	1	0	0	0	0	0	0	0	0	0	0	0	0	0	0	0	2	0.0
Kevin Lohan	D	1	0	0	0	-2	0	0	0	0	0	0	0	0	0	0	0	2	0.0
Pat Nagle	G	10	0	0	0	0	0	0	0	0	0	0	0	0	0	0	0	0	0.0
Jared Wilson	D	10	0	0	0	-4	10	0	0	0	0	0	0	0	0	0	0	11	0.0
BENCH		10	0				2											0	
TEAM TOTALS		10	27	49	76	-20	123	8	16	0	0	6	6	2	1	1	356	7.6	

GOALIE	GP	MINS	W	L	SO	EN	GA	GAA	SA	SVS	SV%
Pat Nagle	10	656	6	4	0	1	28	2.56	346	318	0.919
TEAM TOTALS	10	656	6	4	0	1	28	2.56	346	318	0.919



Dan Watson Head Coach

Dan Watson was named the third head coach in Toledo Walleye history on June 29, 2016, replacing Derek Lalonde, who stepped down after two seasons in Toledo to take the head coaching job with the American Hockey League's Iowa Wild. Last season, he led the Walleye to their fourth consecutive division title. In 2016-17, Watson, in his first season as head coach, led Toledo to capture its second Brabham Cup title in the last three seasons, served as the head coach for the ECHL All-Stars at the CCM/ECHL All-Star Classic, and received the John Brophy Award for ECHL Coach of the Year. Prior to taking over as head coach, Watson spent the previous seven seasons as assistant coach and associate head coach for Toledo. Over that time, Watson helped guide the Walleye to four playoff appearances (2010, 2013, 2015, 2016), a Brabham Cup championship (2014-15) and the best Eastern Conference regular season record in back-to-back seasons (2014-15 and 2015-16). He also served 21 games as interim head coach to close out the 2013-14 season, finishing with a 5-13-3 record. Watson played three seasons with the Sarnia Sting of the Ontario Hockey League, being named the 1998-99 Scholastic Player of the Year at Sarnia and the 1999-00 Defensive Player of the Year, and playing in the 1998-99 OHL All-Star Game. Following his junior career, Watson played seven professional seasons in the AHL, UHL, and ECHL, with 447 games played, 89 points (23g-66a) and 394 penalty minutes. He was captain of Long Beach of the ECHL from 2004-06.

Coaching Record

<u>Season</u>	<u>Team</u>	<u>Regular Season</u>				<u>Playoffs</u>		
		<u>Games</u>	<u>W</u>	<u>L</u>	<u>T</u>	<u>Games</u>	<u>W</u>	<u>L</u>
2013-14	Toledo Walleye (ECHL)	21	5	13	3	--	--	--
2016-17	Toledo Walleye (ECHL)	72	51	17	4	17	9	8
2017-18	Toledo Walleye (ECHL)	72	50	17	5	10	6	4
	ECHL Totals	165	106	47	12	27	15	12

Coaching History

<u>Year</u>	<u>Coach</u>	<u>STD</u>	<u>W</u>	<u>L</u>	<u>T</u>	<u>PTS</u>	<u>Playoffs</u>
2017-18	Dan Watson	1-C	50	17	5	105	Lost Division Finals
2016-17	Dan Watson	1-C	51	17	4	106	Lost Conference Finals
2015-16	Derek Lalonde	1-N	47	20	5	99	Lost Conference Quarterfinals
2014-15	Derek Lalonde	1-N	50	15	7	107	Lost Conference Finals
2013-14	Dan Watson	5-N	5	13	3	13	Out of Playoffs
	Nick Vitucci		16	31	4	36	
2012-13	Nick Vitucci	2-N	37	26	9	83	Lost Conference Quarterfinals
2011-12	Nick Vitucci	4-N	28	38	6	62	Out of Playoffs
2010-11	Nick Vitucci	4-N	33	33	6	72	Out of Playoffs
2009-10	Nick Vitucci	3-N	35	30	7	77	Lost Conference Quarterfinals
2006-07	Nick Vitucci	2-N	39	30	3	81	Lost Division Semifinals
2005-06	Nick Vitucci	1-N	46	21	5	97	Lost Conference Finals
2004-05	Nick Vitucci	4-N	41	26	5	87	Lost Division Semifinals
2003-04	Nick Vitucci	8-N	14	27	8	36	Out of Playoffs
	Steve Harrison		9	11	3	21	
2002-03	Claude Noel	1-NW	47	15	10	104	Lost Conference Semifinals
2001-02	Dennis Holland	6-NW	28	34	10	66	Out of Playoffs
2000-01	Dennis Holland	3-NW	37	27	8	82	Lost Conference Semifinals
1999-00	Todd Gordon	6-NW	22	41	7	51	Out of Playoffs
1998-99	Murray Eaves	3-NW	39	26	5	83	Lost Conference Semifinals
1997-98	Greg Puhalski	2-NW	41	21	8	90	Lost Conference Semifinals
1996-97	Greg Puhalski	5-N	32	28	10	74	Lost First Round
1995-96	Greg Puhalski	1-N	48	14	8	104	Lost Semifinals
1994-95	Greg Puhalski	3-N	41	22	5	87	Lost First Round
1993-94	Chris McSorley	1-N	44	20	4	92	Won Riley Cup
1992-93	Chris McSorley	1-W	36	17	11	83	Won Riley Cup
1991-92	Chris McSorley	1-W	46	15	3	95	Lost First Round

2018-19 Schedule

Fri. Oct. 12	at Greenville	Sat. Dec. 15	at Fort Wayne	Sat. Feb. 16	Cincinnati
Sat. Oct. 13	at Greenville	Wed. Dec. 19	at Kalamazoo	Sun. Feb. 17	Kalamazoo
Sat. Oct. 20	at Indy	Fri. Dec. 21	at Indy	Wed. Feb. 20	at Kansas City
Wed. Oct. 24	at Cincinnati	Sat. Dec. 22	at Fort Wayne	Fri. Feb. 22	at Kansas City
Fri. Oct. 26	at Fort Wayne	Thu. Dec. 27	Brampton	Wed. Feb. 27	at Kalamazoo
Sat. Oct. 27	Fort Wayne	Sat. Dec. 29	at Kalamazoo	Fri. Mar. 1	Wheeling
Wed. Oct. 30	at Kalamazoo	Sun. Dec. 30	Fort Wayne	Sat. Mar. 2	Fort Wayne
Fri. Nov. 2	Idaho	Mon. Dec. 31	at Cincinnati	Sun. Mar. 3	Indy
Sat. Nov. 3	Idaho	Thu. Jan. 3	at Wheeling	Wed. Mar. 6	at Brampton
Fri. Nov. 9	at Kalamazoo	Fri. Jan. 4	Kalamazoo	Sat. Mar. 9	at Fort Wayne
Sun. Nov. 11	at Brampton	Sat. Jan. 5	Wheeling	Sun. Mar. 10	at Indy
Tue. Nov. 13	at Wheeling	Wed. Jan. 9	at Idaho	Fri. Mar. 15	Kalamazoo
Thu. Nov. 15	Kalamazoo	Fri. Jan. 11	at Idaho	Sat. Mar. 16	Wheeling
Sat. Nov. 17	Fort Wayne	Sat. Jan. 12	at Idaho	Sun. Mar. 17	at Kalamazoo
Wed. Nov. 21	at Indy	Sat. Jan. 19	at Kalamazoo	Thu. Mar. 21	at Cincinnati
Fri. Nov. 23	Brampton	Sun. Jan. 20	Fort Wayne	Fri. Mar. 22	Brampton
Sat. Nov. 24	at Wheeling	Fri. Jan. 25	Cincinnati	Sun. Mar. 24	Fort Wayne
Fri. Nov. 30	at Fort Wayne	Sat. Jan. 26	Rapid City	Fri. Mar. 29	Kansas City
Sat. Dec. 1	Indy	Sun. Jan. 27	Rapid City	Sat. Mar. 30	Kalamazoo
Wed. Dec. 5	Cincinnati	Fri. Feb. 1	Tulsa	Sun. Mar. 31	Cincinnati
Fri. Dec. 7	Tulsa	Sat. Feb. 2	Brampton	Wed. Apr. 3	at Cincinnati
Sat. Dec. 8	Wheeling	Sat. Feb. 9	Indy	Fri. Apr. 5	at Wheeling
Sun. Dec. 9	at Brampton	Sun. Feb. 10	Indy	Sat. Apr. 6	Brampton
Fri. Dec. 14	Norfolk	Fri. Feb. 15	at Cincinnati	Sun. Apr. 7	at Brampton

2017-18 Results

Oct. 13	at Quad City	3-2	Dec. 22	at Kalamazoo	1-4	Feb. 27	at Indy	4-3
Oct. 14	at Fort Wayne	2-4	Dec. 27	Indy	5-2	Mar. 2	South Carolina	4-2
Oct. 21	Quad City	3-0	Dec. 29	Kalamazoo	3-2	Mar. 3	South Carolina	1-2*
Oct. 26	at Reading	3-0	Dec. 30	at Wheeling	5-4	Mar. 4	at Brampton	2-1#
Oct. 27	at Adirondack	3-5	Dec. 31	at Fort Wayne	0-3	Mar. 9	Quad City	8-0
Oct. 28	at Adirondack	4-2	Jan. 5	Cincinnati	0-3	Mar. 10	Quad City	4-2
Oct. 31	at Worcester	3-2	Jan. 6	Manchester	3-0	Mar. 11	Indy	4-7
Nov. 4	Kalamazoo	5-2	Jan. 12	Fort Wayne	3-1	Mar. 14	at Quad City	3-2
Nov. 5	at Indy	3-2	Jan. 13	Kansas City	6-1	Mar. 16	at Quad City	3-2
Nov. 10	at Wheeling	3-4*	Jan. 14	Cincinnati	2-1	Mar. 17	at Indy	4-3*
Nov. 11	Wheeling	5-3	Jan. 19	at Kansas City	3-0	Mar. 18	at Cincinnati	4-1
Nov. 14	at Indy	4-1	Jan. 20	at Kansas City	1-3	Mar. 24	Brampton	2-3
Nov. 16	Fort Wayne	6-3	Jan. 21	at Kansas City	2-4	Mar. 25	Kalamazoo	4-1
Nov. 17	at Cincinnati	6-2	Jan. 24	at Reading	3-4#	Mar. 30	Wheeling	4-1
Nov. 18	Cincinnati	3-2	Jan. 26	at Brampton	2-1*	Mar. 31	at Cincinnati	4-2
Nov. 22	at Cincinnati	0-1	Jan. 27	Brampton	3-2*	Apr. 6	Fort Wayne	2-5
Nov. 23	at Fort Wayne	4-5	Jan. 28	Cincinnati	6-2	Apr. 7	at Indy	5-4*
Nov. 24	Worcester	4-1	Feb. 3	at Indy	4-2	+Apr. 13	Indy	4-3*
Nov. 26	at Brampton	3-1	Feb. 9	Kansas City	2-1	+Apr. 15	Indy	4-3
Dec. 1	at Fort Wayne	2-3#	Feb. 10	Kansas City	5-0	+Apr. 18	at Indy	3-1
Dec. 2	Indy	3-2	Feb. 11	Wichita	1-0	+Apr. 19	at Indy	3-2*
Dec. 6	Fort Wayne	2-5	Feb. 13	at Brampton	1-3	+Apr. 28	Fort Wayne	3-5
Dec. 8	Tulsa	2-5	Feb. 17	at Kalamazoo	6-3	+Apr. 29	Fort Wayne	2-1
Dec. 9	Wheeling	2-4	Feb. 18	at Quad City	3-4	+May 2	at Fort Wayne	4-3
Dec. 15	at Brampton	5-2	Feb. 23	Atlanta	3-2	+May 4	at Fort Wayne	1-3
Dec. 16	Atlanta	5-1	Feb. 24	Atlanta	5-2	+May 5	Fort Wayne	1-4
Dec. 17	Kalamazoo	5-4	Feb. 25	Greenville	5-2	+May 8	at Fort Wayne	2-4

* - Overtime

- Shootout

+ - Kelly Cup Playoffs



Neil Neukam
General Manager/Executive Vice President

Neil Neukam is the general manager/EVP of the Toledo Walleye and is also in his 26th season with the Toledo Mud Hens Baseball Club, where he spent 17 seasons as Assistant General Manager focusing on Corporate Partnerships. Previously, Neukam worked for the Toledo Storm Hockey Club during their 1991 inaugural season and also Raceway Park, Toledo's former harness racing facility. Neukam received his Bachelor of Science degree in Interdisciplinary Studies from the University of Toledo in 1993. He has volunteered on committees in the past to include the Mid-American Conference basketball tournament, Junior Achievement, CitiFest, YMCA, The Epilepsy Center of NW Ohio, The Arthritis Foundation of NW Ohio, The Advertising Club of Toledo, Junior Achievement, Ohio D.E.C.A. judge, Davis College Advisory Committee Member & Member of the Sport & Recreation Academic Advisory Council at Tiffin University. Originally from Fort Wayne, Ind., Neukam currently resides in South Toledo with his partner Jen.

406 Washington Street, Toledo, OH 43604

Office	(419) 725-9255	Email	info@toledowalleye.com
Arena	Huntington Center	Capacity	7,431
Rink Dimensions	200 x 85	Team Colors	Blue, Gold, White
Radio Station	1230-AM WCWA	Broadcaster	Matt Melzak

Team Directory

President/CEO	Joseph D. Napoli
Executive Vice President & General Manager, Toledo Walleye	Neil Neukam
Executive Vice President & General Manager, Toledo Mud Hens	Erik Ibsen
Head Coach	Dan Watson
Assistant Coach	Andy Delmore
Chief Financial Officer	Brian Leverenz
Communications Director	Andi Roman
Director of Broadcast Services	Greg Tye
Chief Marketing Officer	Kim McBroom
Director of Events and Entertainment	Michael Keedy
Director of Ticket Sales	Brian Perkins
Director of Merchandise and Licensing	Craig Katz
Digital Content Manager	Nathan Steinmetz
Creative Services Director	Dan Royer
Director of Group Sales/Experiences	Kyle Moll
Accounting Manager	Shelly Solis
Assistant Controller	Tom Mitchell
Director of Corporate Partnerships	Ed Sintic
Manager of Box Office Sales & Services	Jen Hill
Manager of Game Day Operations	Greg Setola
Manager of Game Day Events	Emily Croll
Special Events/Game Day Coordinator	Tyler Clark and C.J. O'Leary
Communications & Community Relations Manager	Rob Wiercinski
Graphic Designer	Troy Hester
Graphic Design Assistant	Will Mellon
Season Ticket & Group Sales Associates ..	Adam Haman, Becky Fitts, Phil Bargardi, PJ Carr, John Dotson, Becky Fitts, Steven Salens and Edward Wolf
Ticket Service Team Manager	Troy Hammersmith
Ticket Services Team	Samantha Hoot, Haley Dennis and Tori Larsick
Group & Theme Night Consultants	Laura Heinz, Rita Natter and Brian Wilson
Office Manager	Carol Hamilton
Social Media Coordinator	Amanda Jerzykowski
Strategic Planning Coordinator	Heather Brunsting
Executive Assistant to CEO/President	Beth Loy
Executive Assistant to VP/GM	Pam Miranda
Executive Assistant to Marketing	Brenda Murphy
Corporate Partnership Coordinator	Ashley Lonsway
Accountant	Shelly Solis
Equipment Manager	Dave Aleo
Athletic Trainer	Brad Fredrick



TULSA OILERS

2017-18 Results

31W-29L-3OTL-9SOL 74 PTS.
Fifth, Mountain Division

NHL Affiliate: St. Louis Blues

AHL Affiliate: San Antonio Rampage

Year-by-Year Record

<u>Season</u>	<u>GP</u>	<u>Home</u>						<u>Away</u>						<u>Overall</u>					
		<u>W</u>	<u>L</u>	<u>T</u>	<u>OT</u>	<u>SO</u>	<u>W</u>	<u>L</u>	<u>T</u>	<u>OT</u>	<u>SO</u>	<u>W</u>	<u>L</u>	<u>T</u>	<u>OT</u>	<u>SO</u>	<u>GF</u>	<u>GA</u>	<u>PTS</u>
2017-18	72	16	16	4	1-1	0-3	15	13	8	2-2	0-6	31	29	12	3-3	0-9	214	233	74
2016-17	72	15	17	4	2-4	2-0	12	20	4	1-2	1-2	27	37	8	3-6	3-2	194	241	62
2015-16	72	22	10	4	5-3	4-1	15	20	1	0-0	3-1	37	30	5	5-3	7-2	191	191	79
2014-15	72	18	16	2	2-1	3-1	19	13	4	1-2	3-2	37	29	6	3-3	6-3	248	244	80

T - Includes Overtime and Shootout Losses

Year-by-Year Results

<u>Season</u>	<u>Finished</u>	<u>Result</u>
2018	5th, Mountain	Out of Playoffs
2017	5th, Central	Out of Playoffs
2016	3rd, Central	Out of Playoffs
2015	4th, Central	Lost Division Semifinals

All-Time Record vs. Other Clubs

<u>Team</u>	<u>W-L-T</u>	<u>Team</u>	<u>W-L-T</u>	<u>Team</u>	<u>W-L-T</u>	<u>Team</u>	<u>W-L-T</u>
Adirondack	0-0-0	Greenville	1-0-0	Manchester	0-0-0	Toledo	1-1-1
Allen	25-27-7	Idaho	3-9-1	Newfoundland	0-0-0	Utah	8-7-2
Atlanta	2-2-0	Indy	3-3-1	Norfolk	0-0-0	Wheeling	0-0-0
Brampton	8-0-0	Jacksonville	0-0-0	Orlando	0-1-0	Wichita	36-10-3
Cincinnati	1-2-0	Kalamazoo	0-1-1	Rapid City	9-14-3	Worcester	0-0-0
Florida	3-1-0	Kansas City	14-23-5	Reading	0-0-0		
Fort Wayne	2-3-0	Maine	0-0-0	South Carolina	1-1-0		

Web - TulsaOilers.com

Twitter - [@Tulsa_Oilers](https://twitter.com/Tulsa_Oilers)

156 - Tulsa Oilers

Club RecordsPlayers

Most Points, Season	77 Drew Fisher, 2014-15
Most Points, Game	4 Jeff Jubinville vs. Brampton, March 15, 2015 Jon Booras at Allen, Oct. 24, 2014
Most Goals, Season	41 Adam Pleskach, 2014-15
Most Goals, Game	4 Jeff Jubinville vs. Brampton, March 15, 2015
Most Assists, Season	59 Drew Fisher, 2014-15
Most Assists, Game	4 Jon Booras at Allen, Oct. 24, 2014
Most PIM, Season	200 Tommy Mele, 2014-15
Most PIM, Game	30 Mathieu Gagnon at Rapid City, Jan. 2, 2016

Team

Most Points	80 2014-15
Fewest Points	62 2016-17
Most Wins	37 2014-15 & 2015-16
Fewest Wins	27 2016-17
Most Losses	37 2016-17
Fewest Losses	29 2014-15
Most Goals Scored	248 2014-15
Fewest Goals Against	191 2015-16
Most Penalty Minutes	1,350 2014-15

Goaltenders

Most Appearances	52 Kevin Carr, 2014-15
Most Minutes	3,015 Kevin Carr, 2014-15
Most Wins	30 Kevin Carr, 2014-15
Most Losses	21 Kevin Carr, 2015-16
Most Overtime Losses	5 Devin Williams, 2017-18
Most Shots	1,557 Kevin Carr, 2014-15
Most Saves	1,420 Kevin Carr, 2014-15
Most Shutouts	4 Devin Williams, 2017-18
Lowest GAA	2.39 Kevin Carr, 2015-16
Best Save Percentage	.913 Jamie Phillips, 2016-17

Longest Winning Streak

Overall	6 Oct. 15-28, 2016
Home	9 Oct. 21-Nov. 12, 2016
Road	6 Feb. 13-27, 2015

Longest Winless Streak

Overall	7 Feb. 23-Mar. 11, 2016
Home	4 Dec. 13-21, 2014
Road	9 Mar. 4-Apr. 1, 2017 Jan. 29-Mar. 11, 2016

Regular Season Game Attendance Record

16,759 vs. Wichita, Mar. 31, 2017

Postseason Game Attendance

3,092 vs. Allen, Apr. 18, 2015

Regular Season Attendance Record

219,971, 2016-17

Playoff Record vs. Current Teams

	<u>Series</u>	<u>W</u>	<u>L</u>	<u>GP</u>	<u>W</u>	<u>L</u>	<u>GF</u>	<u>GA</u>	<u>Last Mtg</u>	<u>Rnd</u>	<u>Result</u>
Allen	1	0	1	5	1	4	14	18	2015	DSF	L 1-4

All-Time Playoff Results

<u>Year</u>	<u>Round</u>	<u>Opponent</u>	<u>Result</u>	<u>GF</u>	<u>GA</u>	<u>OT</u>	<u>Year</u>	<u>Round</u>	<u>Opponent</u>	<u>Result</u>	<u>GF</u>	<u>GA</u>	<u>OT</u>
2015	DSF	Allen	L 1-4	14	18	0-1							

2017-18 Regular Season Statistics

<u>PLAYER</u>	<u>Pos</u>	<u>GP</u>	<u>G</u>	<u>A</u>	<u>PTS</u>	<u>+/-</u>	<u>PIM</u>	<u>PP</u>	<u>PPA</u>	<u>SH</u>	<u>SHA</u>	<u>GW</u>	<u>FG</u>	<u>OT</u>	<u>UA</u>	<u>EN</u>	<u>SOG</u>	<u>SOA</u>	<u>Shots</u>	<u>Sh%</u>	
Charlie Sampair	F	71	32	29	61	1	36	2	5	3	1	2	4	0	6	4	2	5	278	11.5	
Adam Pleskach	F	72	23	29	52	-8	66	6	3	0	0	4	4	1	0	0	0	0	4	313	7.3
Garrett Ladd	F	48	21	25	46	-3	44	6	2	1	0	2	4	0	1	5	0	1	148	14.2	
Conner Bleackley	F	40	19	19	38	-7	82	5	4	3	1	5	1	1	1	0	0	4	146	13.0	
Joey Sides	F	72	12	25	37	-1	84	1	5	0	1	1	3	0	0	0	0	3	155	7.7	
Eric Drapluk	D	70	8	24	32	-10	48	2	7	0	2	2	1	0	1	0	0	0	186	4.3	
Kale Kessy	F	52	13	18	31	-4	239	3	0	1	0	1	0	0	1	3	1	1	103	12.6	
Evan Richardson	F	49	9	20	29	8	44	2	2	1	1	1	1	0	1	1	0	3	107	8.4	
Steven Kaunisto	D	71	6	23	29	2	22	2	7	0	1	0	0	0	1	0	0	1	144	4.2	
Ryan Tesink	F	46	14	10	24	-6	81	2	3	2	1	4	2	0	1	0	0	0	133	10.5	
TOTALS		49	14	11	25	-12	107	2	3	2	1	4	2	0	1	0	0	0	137	10.2	
Dylan Hubbs	F	57	10	13	23	6	79	0	0	1	2	0	5	0	0	1	0	0	93	10.8	
Alexandre Ranger	F	47	7	16	23	-19	55	1	4	0	0	0	1	0	0	0	0	2	179	3.9	
Tommy Vannelli	D	51	4	18	22	7	16	2	5	0	0	1	1	0	0	0	1	3	130	3.1	
Dmitrii Sergeev	D	56	3	19	22	-4	19	0	7	0	0	1	0	0	0	0	0	0	106	2.8	
Vladimir Nikiforov	F	41	8	13	21	5	8	0	3	0	0	2	0	1	0	0	0	1	44	18.2	
Chris Joyaux	D	53	3	10	13	5	50	0	3	0	1	1	0	0	0	0	0	0	71	4.2	
Roman Ammirato	F	12	5	6	11	6	2	1	0	0	0	1	0	0	1	0	0	1	47	10.6	
Mike McKee	F	59	3	8	11	6	136	0	0	0	0	1	0	0	0	0	0	0	68	4.4	
Justin Selman	F	26	3	7	10	1	8	0	1	1	1	0	1	0	0	0	0	0	46	6.5	
Dan DeSalvo	F	10	4	4	8	-5	6	1	2	0	0	1	2	0	1	0	0	1	31	12.9	
Christophe Lalancette	F	15	0	5	5	-7	2	0	3	0	0	0	0	0	0	0	0	1	36	0.0	
Connor Schmidt	D	26	0	5	5	2	42	0	1	0	0	0	0	0	0	0	0	0	21	0.0	
Sam Wilbur	F	12	2	2	4	3	0	0	0	0	0	1	0	0	0	0	0	0	19	10.5	
Dennis Brown	D	53	1	3	4	-7	14	1	1	0	0	0	0	0	0	0	0	0	64	1.6	
Devin Williams	G	38	0	4	4	0	0	0	2	0	0	0	0	0	0	0	0	0	1	0.0	
Kyle Rhodes	D	5	2	1	3	-1	2	0	0	0	0	0	1	0	1	0	0	0	11	18.2	
TOTALS		6	2	1	3	-1	2	0	0	0	0	0	1	0	1	0	0	0	11	18.2	
Mark Bennett	F	10	1	2	3	0	4	0	0	0	0	0	1	0	0	0	0	0	22	4.5	
Bobby Watson	F	13	1	1	2	-1	2	0	0	0	0	0	1	0	0	0	0	0	10	10.0	
Jake Hildebrand	G	44	0	2	2	0	17	0	1	0	0	0	0	0	0	0	0	0	0	0.0	
Daniel Johnston	D	4	0	1	1	-1	4	0	0	0	0	0	0	0	0	0	0	0	2	0.0	
Ian Keserich	G	1	0	0	0	0	0	0	0	0	0	0	0	0	0	0	0	0	0	0.0	
Ryan Rosenthal	F	5	0	0	0	-1	0	0	0	0	0	0	0	0	0	0	0	0	3	0.0	
BENCH		72	0				18												0		
TEAM TOTALS		72	214	362	576	-33	1230	37	71	13	12	31	33	3	16	14	4	31	2717	7.9	

<u>GOALIE</u>	<u>GPMINS</u>	<u>W</u>	<u>L</u>	<u>OTL</u>	<u>SL</u>	<u>SO</u>	<u>EN</u>	<u>GA</u>	<u>GAASOGPSOW</u>	<u>SA</u>	<u>SVS</u>	<u>SV%</u>			
Devin Williams	38	1963	15	11	2	3	4	4	83	2.54	3	0	1038	955	0.920
Ian Keserich	1	19	0	0	0	0	0	0	1	3.18	0	0	11	10	0.909
Jake Hildebrand	44	2367	16	18	1	6	0	4	132	3.35	6	0	1336	1204	0.901
TEAM TOTALS	83	4349	31	29	3	9	4	8	216	2.98	9	0	2385	2169	0.909



Rob Murray **Head Coach/Director of Hockey Operations**

Rob Murray enters his second season with the Tulsa Oilers after spending the previous six seasons as head coach of the Alaska Aces. In 2013-14, Murray led the Aces to an ECHL record fourth consecutive - and Murray's third straight - Brabham Cup as ECHL regular-season champions with 97 points and to the team's third Kelly Cup title with a 4 games to 2 win over Cincinnati. In his first season with the Aces in 2011-12, Murray was named a co-recipient of the John Brophy Award as ECHL Coach of the Year, leading the club to its sixth division title in nine ECHL seasons. Prior to joining Alaska, Murray spent eight seasons with the Providence Bruins of the American Hockey League. He was the club's assistant coach from 2004-08, working alongside former ECHL player and coach Scott Gordon. When Gordon was hired as head coach of the New York Islanders prior to the 2008-09 season, Murray was elevated to head coach in Providence. In his first season as head coach, Murray led the P-Bruins to a 43-29-8 record and a berth in the Eastern Conference Finals. He finished his three-year tenure with a 117-103-20 regular-season record. While in Providence, he coached seven players who went on to win the Stanley Cup with Boston in 2011. Prior to his coaching career, Murray enjoyed a 16-year playing career that included 107 National Hockey League games with Washington, Winnipeg and Phoenix. Murray ranks seventh in American Hockey League history with 1,018 games played and is second with 2,940 career penalty minutes and in 2017, he was inducted into the AHL Hall of Fame. Over 500 of his AHL games came with the Springfield Falcons, and he is that club's all-time leader in games played, assists, career penalty minutes and single-season penalty minutes. Murray's number 23 was retired by the Falcons, making him one of just two players in team history to have his jersey retired, alongside Hockey Hall of Famer Eddie Shore. Murray and his wife Carolyn have five children - Taylor, Zack, Quinn, Brendan and Mackenzie.

Coaching Record		Regular Season				Playoffs		
<u>Season</u>	<u>Team</u>	<u>Games</u>	<u>W</u>	<u>L</u>	<u>T</u>	<u>Games</u>	<u>W</u>	<u>L</u>
2008-09	Providence (AHL)	80	43	29	8	16	9	7
2009-10	Providence (AHL)	80	36	38	6	--	--	--
2010-11	Providence (AHL)	80	38	36	6	--	--	--
2011-12	Alaska Aces (ECHL)	72	43	18	11	10	5	5
2012-13	Alaska Aces (ECHL)	72	49	15	8	11	6	5
2013-14	Alaska Aces (ECHL)	71	45	19	7	21	16	5
2014-15	Alaska Aces (ECHL)	72	35	30	7	--	--	--
2015-16	Alaska Aces (ECHL)	72	27	38	7	--	--	--
2016-17	Alaska Aces (ECHL)	72	32	30	10	--	--	--
2017-18	Tulsa Oilers (ECHL)	72	31	29	12	--	--	--
	ECHL Totals	503	262	179	62	42	27	15

Coaching History

<u>Year</u>	<u>Coach</u>	<u>STD</u>	<u>W</u>	<u>L</u>	<u>T</u>	<u>PTS</u>	<u>Playoffs</u>
2017-18	Rob Murray	5-M	31	29	12	74	Out of Playoffs
2016-17	Jason Christie	5-C	27	37	8	62	Out of Playoffs
2015-16	Jason Christie	3-C	37	30	5	79	Out of Playoffs
2014-15	Bruce Ramsay	4-C	37	29	6	80	Lost Division Semifinals

2018-19 Schedule

Sat. Oct. 13	Idaho	Wed. Dec. 12	at Cincinnati	Tue. Feb. 5	at Kansas City
Sun. Oct. 14	Idaho	Fri. Dec. 14	at Indy	Tue. Feb. 12	at Wichita
Sun. Oct. 21	Allen	Sat. Dec. 15	at Indy	Fri. Feb. 15	Wichita
Fri. Oct. 26	Kansas City	Fri. Dec. 21	at Kansas City	Sat. Feb. 16	Worcester
Sat. Oct. 27	Wichita	Sat. Dec. 22	Kansas City	Sun. Feb. 17	Worcester
Thu. Nov. 1	Rapid City	Thu. Dec. 27	Wichita	Wed. Feb. 20	at Idaho
Fri. Nov. 2	Rapid City	Fri. Dec. 28	Kansas City	Fri. Feb. 22	at Idaho
Sat. Nov. 3	Rapid City	Sun. Dec. 30	at Wichita	Sat. Feb. 23	at Idaho
Wed. Nov. 7	at Idaho	Mon. Dec. 31	at Allen	Tue. Feb. 26	Rapid City
Fri. Nov. 9	at Idaho	Fri. Jan. 4	Allen	Fri. Mar. 1	at Allen
Sat. Nov. 10	at Idaho	Sat. Jan. 5	Idaho	Sat. Mar. 2	Allen
Fri. Nov. 16	at Allen	Sun. Jan. 6	Idaho	Sun. Mar. 3	Kansas City
Sat. Nov. 17	Allen	Fri. Jan. 11	at Rapid City	Sat. Mar. 9	at Allen
Tue. Nov. 20	Wichita	Sat. Jan. 12	at Rapid City	Tue. Mar. 12	at Allen
Wed. Nov. 21	at Wichita	Wed. Jan. 16	at Utah	Sat. Mar. 16	at Kansas City
Sat. Nov. 24	Wichita	Fri. Jan. 18	at Utah	Sat. Mar. 23	at Wichita
Sun. Nov. 25	Kansas City	Sat. Jan. 19	at Utah	Sun. Mar. 24	at Wichita
Tue. Nov. 27	Allen	Fri. Jan. 25	Allen	Fri. Mar. 29	at Wichita
Fri. Nov. 30	at Kansas City	Sat. Jan. 26	Allen	Sat. Mar. 30	Utah
Sat. Dec. 1	at Kansas City	Sun. Jan. 27	Allen	Sun. Mar. 31	Utah
Tue. Dec. 4	Wichita	Tue. Jan. 29	Utah	Tue. Apr. 2	at Kansas City
Fri. Dec. 7	at Toledo	Wed. Jan. 30	Utah	Fri. Apr. 5	Kalamazoo
Sat. Dec. 8	at Kalamazoo	Fri. Feb. 1	at Toledo	Sat. Apr. 6	Kalamazoo
Sun. Dec. 9	at Fort Wayne	Sat. Feb. 2	at Cincinnati	Sun. Apr. 7	Wichita

2017-18 Results

Oct. 13	Kansas City	3-5	Dec. 16	Allen	2-5	Feb. 6	at Quad City	3-4#
Oct. 14	at Quad City	4-5	Dec. 19	at Wichita	4-2	Feb. 7	at Kalamazoo	6-9
Oct. 18	at Quad City	5-2	Dec. 22	at Allen	4-3*	Feb. 9	at Cincinnati	2-5
Oct. 21	at Indy	2-3#	Dec. 23	at Allen	3-5	Feb. 16	Florida	3-1
Oct. 25	Wichita	1-3	Dec. 27	Kansas City	3-4	Feb. 17	Florida	3-0
Oct. 27	Allen	4-3	Dec. 29	Kansas City	1-3	Feb. 18	Indy	6-2
Oct. 28	Allen	2-0	Dec. 30	Kansas City	4-1	Feb. 23	Colorado	1-2#
Oct. 29	at Allen	4-3*	Dec. 31	at Kansas City	3-4#	Feb. 24	Colorado	6-3
Nov. 3	Utah	2-3*	Jan. 6	Colorado	4-5#	Feb. 28	at Colorado	3-4#
Nov. 4	Utah	5-4*	Jan. 7	Colorado	0-3	Mar. 2	at Colorado	1-4
Nov. 5	at Allen	1-2#	Jan. 10	Wichita	3-5	Mar. 3	at Colorado	5-3
Nov. 12	at Allen	3-4*	Jan. 12	Allen	5-3	Mar. 7	at Rapid City	3-1
Nov. 14	at Kansas City	2-5	Jan. 13	Allen	2-7	Mar. 10	Wichita	3-0
Nov. 18	at Indy	3-4	Jan. 15	at Allen	2-1	Mar. 11	Wichita	1-4
Nov. 19	at Fort Wayne	1-6	Jan. 19	Idaho	2-4	Mar. 16	Kansas City	5-3
Nov. 22	at Rapid City	2-5	Jan. 20	Idaho	3-4	Mar. 21	at Allen	3-2
Nov. 24	at Rapid City	3-1	Jan. 21	Colorado	5-4	Mar. 23	Quad City	2-3
Nov. 25	at Rapid City	1-2*	Jan. 24	at Utah	3-1	Mar. 24	Quad City	1-2
Nov. 29	at Idaho	3-4#	Jan. 26	at Utah	2-5	Mar. 25	Quad City	2-1
Dec. 1	at Idaho	4-1	Jan. 27	at Utah	3-2	Mar. 30	at Wichita	3-2
Dec. 2	at Idaho	1-2	Jan. 30	Rapid City	3-0	Apr. 2	at Kansas City	3-6
Dec. 8	at Toledo	5-2	Jan. 31	Wichita	6-3	Apr. 4	Idaho	1-4
Dec. 9	at Cincinnati	3-1	Feb. 2	at Wichita	1-4	Apr. 6	Rapid City	2-3#
Dec. 15	Colorado	5-3	Feb. 3	Allen	3-5	Apr. 7	Rapid City	6-9

* - Overtime

- Shootout



Taylor Hall **General Manager**

Entering his 11th season as General Manager, Hall oversees all day-to-day operations of the Oilers’ front office. From forming partnerships with local businesses to increasing attendance and ensuring a memorable fan experience, Hall is involved in every aspect of the Oilers’ operation. With his infectious enthusiasm for the game of hockey, Hall has played an integral role in expanding the Oilers’ fan base and increasing the visibility of the team in the community. A native of Regina, Saskatchewan, Hall formed a deep connection to the Oilers as a player-assistant coach for the during Tulsa’s run to the Central Hockey League championship in 1993. In addition to playing for the Oilers, Hall’s 12-year professional career included time with the NHL’s Vancouver Canucks and Boston Bruins. Hall retired with the Oilers in 1996 and spent five seasons as a head coach in the Central Hockey League.

9128 E. 46th St., Tulsa, OK 74145

Office(918) 632-7825
ArenaBOK Center
Rink Dimensions200 x 85
Radio Station . .The Sports Animal-ESPN 99.9 FM

Emailjohn@tulsaoilers.com
Capacity 17,096
Team Colors Red, Blue, Silver
Broadcaster John Peterson

Team Directory

General ManagerTaylor Hall
Head Coach/Director of Hockey OperationsRob Murray
Vice President of Marketing and SalesAmy Henderson
Vice President of OperationsJessica Adams
Vice President of Ticket SalesShawn Watring
Vice President of Corporate PartnershipsRyan Christy
Vice President of CommunicationsJohn Peterson
Director of Team ServicesWhitley Patterson
Director of Game OperationsAlan Parrent
Business Development CoordinatorDesiree Saczynski
Graphic DesignerSamantha Majewski
Corporate Ambassadors Gary Bliss, Hannah Briggs, Zack Reynolds, Andre Riveness,
 Savannah Sanders and Nathan Tyahla
Athletic TrainerSteve Lintern
Equipment ManagerAaron Latchford



UTAH GRIZZLIES

2017-18 Results
28W-29L-9OTL-6SOL 71 PTS.
Sixth, Mountain Division

NHL Affiliate: Colorado Avalanche
AHL Affiliate: Colorado Eagles

Year-by-Year Record

Season	GP	Home					Away					Overall					GF	GA	PTS
		W	L	T	OT	SO	W	L	T	OT	SO	W	L	T	OT	SO			
2017-18	72	14	15	7	2-3	2-4	14	14	8	3-6	0-2	28	29	15	5-9	2-6	230	256	71
2016-17	72	18	13	5	4-3	2-2	18	16	2	3-2	1-0	36	29	7	7-5	3-2	225	240	79
2015-16	72	23	9	4	4-1	0-3	16	18	2	2-2	2-0	39	27	6	5-3	2-3	223	206	84
2014-15	72	21	12	3	2-1	2-2	16	15	5	2-4	3-1	37	27	8	4-5	5-3	213	219	82
2013-14	71	23	6	7	2-2	2-5	15	18	2	1-1	5-1	38	24	9	3-3	7-6	187	173	85
2012-13	72	16	15	5	1-3	5-2	13	15	8	2-1	1-7	29	30	13	3-4	6-9	217	277	71
2011-12	72	19	13	4	1-0	4-4	14	20	2	0-0	3-2	33	33	6	1-0	7-6	183	223	72
2010-11	72	14	18	4	2-3	1-1	19	14	3	3-1	2-2	33	32	7	5-4	3-3	189	227	73
2009-10	72	20	12	4	2-3	2-1	14	17	5	0-1	3-4	34	29	9	2-4	5-5	260	253	77
2008-09	72	15	12	9	0-5	1-4	13	16	7	1-1	2-6	28	28	16	1-6	3-10	220	246	72
2007-08	72	15	15	6	2-2	2-4	17	15	4	4-0	2-4	32	30	10	6-2	4-8	239	259	74
2006-07	72	13	17	6	1-3	2-3	9	25	2	0-1	1-1	22	42	8	1-4	3-4	184	294	52
2005-06	72	21	13	2	2-1	1-1	15	17	4	2-4	0-0	36	30	6	4-5	1-1	235	236	78
2002-03*	72	23	10	3	2-1	6-2	11	21	4	0-3	5-1	34	31	7	2-4	11-3	188	212	75
2001-02#	72	17	15	4	1-1	5-3	12	16	8	1-4	2-4	29	31	12	2-5	7-7	194	228	70
2000-01\$	72	22	10	4	1-2	0-2	16	17	3	1-1	1-2	38	27	7	2-3	1-4	248	219	83
1999-00\$	70	18	14	3	---	4-3	13	19	3	---	1-3	31	33	6	---	5-6	256	261	68
1998-99\$	70	14	15	6	---	5-6	13	19	3	---	4-3	27	34	9	---	9-9	212	250	63
1997-98\$	70	17	18	0	---	8-0	7	26	2	---	2-2	24	44	2	---	10-2	210	320	50
1996-97\$	70	26	6	3	---	7-3	13	17	5	---	5-5	39	23	8	---	12-8	263	236	86
1995-96\$	70	26	7	2	---	7-2	16	15	4	---	2-4	42	22	6	---	9-6	283	260	90
1994-95\$	68	16	12	6	0-3	0-3	21	12	1	3-0	1-1	36	25	7	3-3	1-4	268	227	79
1993-94&	68	11	18	5	1-3	0-2	9	21	4	0-4	1-0	20	39	9	1-7	1-2	241	315	49
1992-93@	64	12	20	0	2-0	1-0	2	29	1	1-1	0-0	14	49	1	3-1	1-0	229	393	29
1991-92@	64	15	14	3	1-2	0-1	6	22	4	1-1	0-3	21	36	7	2-3	0-4	236	313	49
1990-91@	64	16	10	6	1-2	4-4	9	22	1	1-0	1-1	26	31	7	2-2	5-5	218	295	59
1989-90 ^	60	19	9	2	2-0	0-2	17	9	4	0-1	1-3	36	18	6	2-1	1-5	312	257	82
1988-89 ^	60	11	14	5	1-3	1-2	11	16	3	2-1	1-2	22	30	8	3-4	2-4	266	298	52

* - Lexington (Kentucky) Men O' War (2002-03) # - Macon (Georgia) Whoopee (2001-02)
 \$ - Tallahassee (Florida) Tiger Sharks (1994-2001) & - Huntsville (Alabama) Blast (1993-94)
 @ - Roanoke Valley (Virginia) Rebels/Rampage (1992-1990) ^ - Virginia Lancers (1988-1990)
 . (Games tied at end of regulation went directly to shootout from 1995-2000)

Year-by-Year Results

Season	Finished	Result	Season	Finished	Result
2018	6th, Mountain	Out of Playoffs	2002	7th, Southeast	Out of Playoffs
2017	4th, Mountain	Lost Division Semifinals	2001	3rd, Southeast	Out of Playoffs
2016	3rd, West	Lost Conference Semifinals	2000	6th, Southeast	Out of Playoffs
2015	4th, Pacific	Lost Division Finals	1999	7th, Southeast	Out of Playoffs
2014	2nd, Mountain	Lost Conference Quarterfinals	1998	6th, Southeast	Out of Playoffs
2013	4th, Mountain	Lost Conference Quarterfinals	1997	1st, South	Lost First Round
2012	3rd, Mountain	Lost Conference Quarterfinals	1996	3rd, South	Lost Semifinals
2011	3rd, Mountain	Lost Conference Semifinals	1995	2nd, South	Lost Semifinals
2010	3rd, West	Lost Conference Semifinals	1994	4th, West	Lost First Round
2009	4th, West	Lost Division Semifinals	1993	7th, East	Out of Playoffs
2008	4th, West	Lost Conference Finals	1992	6th, East	Lost First Round
2007	5th, West	Out of Playoffs	1991	5th, East	Out of Playoffs
2006	4th, West	Lost Division Semifinals	1990	3rd	Lost Quarterfinals
2003	4th, Northwest	Lost Division Semifinals	1989	5th	Out of Playoffs

All-Time Record vs. Other Clubs

Team	W-L-T	Team	W-L-T	Team	W-L-T	Team	W-L-T
Adirondack	1-2-0	Greenville	0-0-0	Manchester	0-2-3	Toledo	1-5-0
Allen	5-7-4	Idaho	66-71-21	Newfoundland	0-0-0	Tulsa	9-6-2
Atlanta	1-2-1	Indy	3-0-0	Norfolk	0-1-0	Wheeling	0-4-0
Brampton	0-0-0	Jacksonville	0-0-0	Orlando	2-2-1	Wichita	9-1-1
Cincinnati	1-0-0	Kalamazoo	1-1-1	Rapid City	17-12-3	Worcester	1-2-0
Florida	1-0-0	Kansas City	5-1-0	Reading	1-1-0		
Fort Wayne	1-2-0	Maine	0-0-0	South Carolina	0-0-0		

Web - UtahGrizzlies.com

Twitter - @UtahGrizz

162 - Utah Grizzlies

Club Records

Players			Team		
Most Points, Season	103	Ryan Kinasewich, 2009-10	Most Points	90	1995-96
Most Points, Game	6	several players; most recent Lance Galbraith vs. Stockton, Feb. 24, 2010	Fewest Points	29	1992-93
Most Goals, Season	50	Mark Woolf, 1991-92	Most Wins	42	1995-96
Most Goals, Game	5	Ken House vs. Columbus, Jan.7, 1994	Fewest Wins	14	1992-93
Most Assists, Season	65	Scott Burfoot, 1993-94	Most Losses	49	1992-93
Most Assists, Game	5	several players; most recent Ryan Kinasewich vs. Phoenix, Jan. 16, 2008	Fewest Losses	18	1989-90
Most PIM, Season	358	Louis Bedard, 1996-97	Most Goals Scored	283	1995-96
Most PIM, Game	58	Kevin Malgunas vs. Louisiana, Dec. 3, 1996	Fewest Goals Against	173	2013-14
			Most Penalty Minutes	2,053	1991-92
			Longest Winning Streak		
			Overall	9	Oct. 29-Nov. 25, 2005
			Home	13	Oct. 18-Dec. 7, 1997
			Road	8	Jan. 29-Feb. 29, 2008
			Longest Winless Streak		
			Overall	13	Feb. 16-Mar. 20, 2002
			Home	10	Mar. 3-31, 2007
			Road	10	Nov. 14-Dec. 28, 1997 Feb. 16-Mar. 19, 2002 Dec. 7, 2011-Jan. 27, 2012
Goaltenders			Regular Season Game Attendance Record		
Most Appearances	59	Rob McVicar, 2006-07 Mark Richards, 1994-95	10,700 vs. Bakersfield, Apr. 1, 2011		
Most Minutes	3,369	Mark Richards, 1994-95	Postseason Game Attendance Record		
Most Wins	31	Mark Richards, 1994-95	5,369 vs. Colorado, Apr. 23, 2016		
Most Losses	28	Rob McVicar, 2006-07	Regular Season Attendance Record		
Most Overtime Losses	7	Rob McVicar, 2006-07 Mark Richards, 1994-95 Chris Madden, 2001-02	203,990, 2017-18		
Most Shots	1,978	Rob McVicar, 2006-07			
Most Saves	1,773	Rob McVicar, 2006-07			
Most Shutouts	4	four times, last: Igor Bobkov, 2014-15			
Lowest GAA	2.04	Igor Bobkov, 2013-14			
Best Save Percentage	.921	Igor Bobkov, 2013-14			

Playoff Record vs. Current Teams

	<u>Series</u>	<u>W</u>	<u>L</u>	<u>GP</u>	<u>W</u>	<u>L</u>	<u>GF</u>	<u>GA</u>	<u>Last Mtg</u>	<u>Rnd</u>	<u>Result</u>
Allen	1	0	1	5	1	4	10	18	2017	DSF	L 1-4
Fort Wayne	1	0	1	4	0	4	11	19	2016	CSF	L 0-4
Idaho	2	1	1	10	4	6	28	34	2015	DSF	W 4-2

All-Time Playoff Results

<u>Year</u>	<u>Round</u>	<u>Opponent</u>	<u>Result</u>	<u>GF</u>	<u>GA</u>	<u>OT</u>	<u>Year</u>	<u>Round</u>	<u>Opponent</u>	<u>Result</u>	<u>GF</u>	<u>GA</u>	<u>OT</u>
2017	DSF	Allen	L 1-4	10	18	0-0	2008	CF	Las Vegas	L 0-4	9	17	0-2
2016	CSF	Fort Wayne	L 0-4	11	19	0-0		CSF	Victoria	W 4-1	24	14	0-0
	CQF	Colorado	W 4-2	26	18	0-1		CQF	Fresno	W 4-2	16	15	2-0
2015	DF	Ontario	L 1-4	10	19	0-1	2006	DSF	Alaska	L 0-4	5	17	0-0
	DSF	Idaho	W 4-2	21	12	0-2	2003	QF	Toledo	L 0-3	2	17	0-0
2014	CQF	Bakersfield	L 1-4	7	14	0-2	1997	1st	Pensacola	L 0-3	5	12	0-1
2013	CQF	Ontario	L 0-4	6	16	0-2	1996	SF	Charlotte	L 1-3	8	9	0-0
2012	CQF	Las Vegas	L 0-3	4	9	0-0		2nd	Wheeling	W 3-1	14	10	1-0
2011	CSF	Victoria	L 0-4	7	13	0-2		1st	Raleigh	W 3-1	10	13	1-0
	CQF	Stockton	W 3-1	16	7	0-1	1995	SF	Richmond	L 2-3	13	19	0-0
2010	CSF	Idaho	L 0-4	7	21	0-0		2nd	Birmingham	W 3-1	17	15	0-1
	CQF	Las Vegas	W 3-2	20	16	0-0		1st	Hampton Roads	W 3-1	12	10	1-0
2009	DSF	Alaska	L 1-4	7	16	1-0	1994	1st	Birmingham	L 1-2	10	20	0-0
							1992	1st	Greensboro	L 3-4	18	28	1-0
							1990	1st	Greensboro	L 1-3	11	14	1-0

2017-18 Regular Season Statistics

PLAYER	Pos	GP	G	A	PTS	+/-	PIM	PP	PPA	SH	SHA	GW	EG	OT	UA	EN	SOG	SOA	Shots	Sh%
Ryan Walters	F	63	29	34	63	-12	30	7	12	3	2	5	2	2	2	2	1	5	240	12.1
Jake Marchment	C	22	10	9	19	1	21	4	0	0	1	1	5	0	0	0	0	0	45	22.2
TOTALS		71	18	32	50	3	67	6	3	0	2	1	8	0	0	0	0	0	145	12.4
Michael Pelech	F	57	18	31	49	-2	114	3	7	2	1	3	1	0	2	0	0	2	110	16.4
Austin Ortega	F	29	17	28	45	-10	25	8	11	0	0	2	3	0	0	0	0	3	108	15.7
Kyle Thomas	F	50	14	30	44	-7	74	3	7	1	0	1	3	1	1	0	0	2	157	8.9
Ryan Misiak	F	72	15	27	42	-10	16	0	13	1	0	1	2	0	1	0	0	0	151	9.9
Taylor Richart	D	70	17	24	41	-13	20	3	10	0	4	3	2	2	0	0	1	1	175	9.7
Brendan Harms	F	62	13	25	38	-5	17	4	6	1	0	1	1	0	0	1	0	0	135	9.6
Brad Navin	F	52	13	18	31	1	40	4	0	0	1	3	2	0	0	0	2	2	120	10.8
Greger Hanson	F	25	9	19	28	0	16	2	4	0	1	0	2	0	0	0	0	1	105	8.6
Cliff Watson	D	36	9	16	25	-8	19	1	7	0	0	1	0	0	0	0	0	0	97	9.3
Ryan Olsen	F	34	8	17	25	-5	26	2	4	0	1	1	0	0	1	0	0	1	89	9.0
Chris Leibinger	D	40	4	18	22	-1	32	0	4	1	1	0	3	0	0	0	0	0	61	6.6
TOTALS		45	4	19	23	2	38	0	4	1	1	0	3	0	0	0	0	0	70	5.7
Gage Ausmus	D	22	0	8	8	4	17	0	0	0	1	0	0	0	0	0	0	0	31	0.0
TOTALS		66	4	17	21	6	27	0	0	1	1	1	2	0	0	0	0	0	68	5.9
Jon Puskar	F	26	12	6	18	-6	39	4	2	0	0	2	2	0	0	1	0	1	78	15.4
Sam Windle	D	68	2	16	18	8	47	0	0	0	1	0	1	0	0	0	0	1	86	2.3
Charley Graaskamp	F	25	4	10	14	3	43	1	0	0	0	0	0	0	0	0	1	1	25	16.0
James Melindy	D	53	3	11	14	-2	162	0	0	0	2	0	0	0	1	0	0	0	65	4.6
Mitch Jones	D	58	2	12	14	-9	82	0	0	0	0	0	0	0	0	0	0	0	74	2.7
Sam Babintsev	F	22	4	8	12	-3	6	0	1	0	0	0	1	0	0	0	2	3	33	12.1
Erik Higby	F	38	4	8	12	-14	22	2	0	0	1	1	0	0	0	0	0	1	71	5.6
Mitch Maxwell	F	20	4	7	11	4	12	0	0	1	0	0	0	0	0	0	0	0	44	9.1
Travis Howe	F	44	5	5	10	-8	195	0	0	0	0	0	1	0	1	0	0	0	29	17.2
Rob Mann	D	49	1	7	8	3	18	0	3	0	0	0	0	0	0	0	0	0	53	1.9
Mitch Hults	F	5	2	5	7	-2	10	0	2	0	0	0	0	0	0	0	0	1	9	22.2
Zach Saar	F	29	5	1	6	-4	43	0	0	0	0	0	0	0	0	0	0	0	52	9.6
Alex Dostie	F	5	2	3	5	-3	0	2	0	0	0	1	1	0	0	0	0	0	9	22.2
Todd Skirving	F	6	1	1	2	-3	2	0	1	0	0	0	0	0	0	0	0	0	7	14.3
C.J. Eick	F	36	1	1	2	-12	20	0	0	0	0	0	1	0	0	0	0	0	33	3.0
Angus Redmond	G	18	0	2	2	0	0	0	0	0	0	0	0	0	0	0	0	0	0	0.0
Kevin Carr	G	29	0	2	2	0	6	0	1	0	0	0	0	0	0	0	0	0	0	0.0
Peter Sivak	F	4	0	1	1	-5	2	0	0	0	0	0	0	0	0	0	0	0	9	0.0
Nate Mitton	F	12	0	1	1	-1	8	0	0	0	0	0	0	0	0	0	0	0	4	0.0
Garrett Haar	D	17	0	1	1	-1	8	0	1	0	0	0	0	0	0	0	0	0	18	0.0
Brandon Wildung	G	4	0	0	0	0	0	0	0	0	0	0	0	0	0	0	0	0	0	0.0
Sean Maguire	G	11	0	0	0	0	2	0	0	0	0	0	0	0	0	0	0	0	0	0.0
TOTALS		25	0	0	0	0	2	0	0	0	0	0	0	0	0	0	0	0	0	0.0
Joel Rumpel	G	18	0	0	0	0	0	0	0	0	0	0	0	0	0	0	0	0	0	0.0
TOTALS		38	0	0	0	0	0	0	0	0	0	0	0	0	0	0	0	0	0	0.0
BENCH		72	2				18													2

TEAM TOTALS 72 230 412 640 -122 1212 50 96 10 17 26 33 5 9 4 7 25 2325 9.8

GOALIE	GPMINS	W	L	OTL	SL	SO	EN	GA	GAASOG	PSOW	SA	SVS	SV%
Kevin Carr	29 1637	12	11	3	3	2	2	74	2.71	4	1	810	736 0.909
Joel Rumpel	18 1067	9	5	2	2	1	1	56	3.15	2	0	528	472 0.894
TOTALS	38 2153	20	13	2	2	1	2	113	3.15	2	0	1123	1010 0.899
Brandon Wildung	4 238	1	2	1	0	0	2	13	3.27	0	0	93	80 0.860
Sean Maguire	11 562	4	3	1	0	0	2	38	4.05	1	1	265	227 0.857
TOTALS	25 1352	12	8	1	0	0	3	84	3.72	2	2	731	647 0.885
Angus Redmond	18 855	2	8	2	1	0	4	58	4.07	1	0	445	387 0.870
TEAM TOTALS	80 4359	28	29	9	6	3	11	239	3.29	8	2	2141	1902 0.888



Tim Branham Head Coach/General Manager

Tim Branham was named Head Coach/General Manager of Utah on July 8, 2013. He has led the Grizzlies to a record of 178-136-45 in his five seasons behind the bench and four berths in the Kelly Cup Playoffs. He is the second-longest tenured Head Coach in the ECHL and the longest tenured coach in team history. His first win of 2018-2019 will make him the most winning coach in team history. Grizzlies players have made over 250 public appearances in the community the last five seasons: at local youth hockey practice, elementary schools, hospitals and more. Branham, 37, joined the Grizzlies from the Reading Royals, where he spent four seasons as an assistant coach from 2009-2013. During his time with the Royals, the team went 143-89-23 in the regular season and captured the 2013 Kelly Cup title. In addition, during his tenure as the Royals Assistant Coach, Reading won seven playoff series, two division titles and was second in the ECHL in wins during the four-year period. Since 2003, Branham has owned and operated Branham Hockey Camps in Wisconsin and Utah. A native of Eagle River, Wisconsin and year-round resident of Utah, Branham played 284 professional games in the ECHL and AHL during his playing career from 2002-2010. A defenseman, he was selected in the third round by the Vancouver Canucks in the 2000 NHL Entry Draft.

Season	Team	Regular Season				Playoffs		
		Games	W	L	T	Games	W	L
2013-14	Utah Grizzlies (ECHL)	71	38	24	9	5	1	4
2014-15	Utah Grizzlies (ECHL)	72	37	27	8	11	5	6
2015-16	Utah Grizzlies (ECHL)	72	39	27	6	10	4	6
2016-17	Utah Grizzlies (ECHL)	72	36	29	7	5	1	4
2017-18	Utah Grizzlies (ECHL)	72	28	29	15	--	--	--
ECHL Totals		359	178	136	45	31	11	20

Coaching History

Year	Coach	STD	W	L	T	PTS	Playoffs
2017-18	Tim Branham	6-M	28	29	15	71	Out of Playoffs
2016-17	Tim Branham	4-M	36	29	7	79	Lost Division Semifinals
2015-16	Tim Branham	3-W	39	27	6	84	Lost Conference Semifinals
2014-15	Tim Branham	4-P	37	27	8	82	Lost Division Finals
2013-14	Tim Branham	2-M	38	24	9	85	Lost Conference Quarterfinals
2012-13	Kevin Colley	4-M	29	30	13	71	Lost Conference Quarterfinals
2011-12	Kevin Colley	3-M	33	33	6	72	Lost Conference Quarterfinals
2010-11	Kevin Colley	3-M	33	32	7	73	Lost Conference Semifinals
2009-10	Kevin Colley	3-W	34	29	9	77	Lost Conference Semifinals
2008-09	Kevin Colley	4-W	28	28	16	72	Lost Division Semifinals
2007-08	Jason Christie	4-W	32	30	10	74	Lost Conference Finals
2006-07	Jason Christie	5-W	22	42	8	52	Out of Playoffs
2005-06	Jason Christie	4-W	36	30	6	78	Lost Division Semifinals
2002-03%	Jim Wiley	4-NW	34	31	7	75	Lost Conference Quarterfinals
2001-02#	Gord Dineen	7-SE	29	31	12	70	Out of Playoffs
2000-01\$	Gerry Fleming	3-SE	38	27	7	*68	Out of Playoffs
1999-00\$	Terry Christensen	7-SE	27	34	9	63	Out of Playoffs
1998-99\$	Jeff Brubaker	6-SE	31	33	6	68	Out of Playoffs
1997-98\$	Terry Christensen	6-SE	24	44	2	50	Out of Playoffs
1996-97\$	Terry Christensen	1-S	39	23	8	86	Lost First Round
1995-96\$	Terry Christensen	3-S	42	22	6	90	Lost Semifinals
1994-95\$	Terry Christensen	2-S	36	25	7	79	Lost Semifinals
1993-94&	Steve Gatzos	4-W	20	39	9	49	Lost First Round
	Vic Posa						
1992-93@	Steve Gatzos	7-E	14	49	1	29	Out of Playoffs
1991-92@	Roy Sommer	6-E	21	36	7	49	Lost First Round
1990-91@	Claude Noel	5-E	25	32	7	57	Out of Playoffs
1989-90^	Dave Allison	3rd	36	18	6	78	Lost Quarterfinals
1988-89^	Kevin Willison	5th	22	30	8	52	Out of Playoffs

* Tallahassee was assessed a 15-point deduction for rules violations in 2000-01

^ - Virginia Lancers (1988-90)

@ - Roanoke Valley Rebels/Rampage (1990-92)

& - Huntsville Blast (1993-94)

\$ - Tallahassee Tiger Sharks (1994-01)

- Macon Whoopee (2001-02)

% - Lexington Men O' War (2002-03)

2018-19 Schedule

Fri. Oct. 12	Rapid City	Sat. Dec. 15	Rapid City	Fri. Feb. 15	Kansas City
Sat. Oct. 13	Rapid City	Fri. Dec. 21	at Idaho	Sat. Feb. 16	Kansas City
Fri. Oct. 19	at Idaho	Sat. Dec. 22	at Idaho	Mon. Feb. 18	Kansas City
Sat. Oct. 20	at Idaho	Fri. Dec. 28	Allen	Fri. Feb. 22	at Allen
Fri. Oct. 26	Idaho	Sat. Dec. 29	Allen	Sat. Feb. 23	at Allen
Sat. Oct. 27	Idaho	Wed. Jan. 2	Wichita	Sun. Feb. 24	at Allen
Thu. Nov. 1	at Indy	Fri. Jan. 4	Wichita	Wed. Feb. 27	Maine
Sat. Nov. 3	at Kansas City	Sat. Jan. 5	Wichita	Fri. Mar. 1	Maine
Sun. Nov. 4	at Wichita	Wed. Jan. 9	at Cincinnati	Sat. Mar. 2	Maine
Wed. Nov. 7	at Wichita	Fri. Jan. 11	at Wheeling	Wed. Mar. 6	at Rapid City
Fri. Nov. 9	at Wichita	Sat. Jan. 12	at Fort Wayne	Fri. Mar. 8	at Rapid City
Wed. Nov. 14	Indy	Wed. Jan. 16	Tulsa	Sat. Mar. 9	at Rapid City
Fri. Nov. 16	Indy	Fri. Jan. 18	Tulsa	Fri. Mar. 15	Rapid City
Sat. Nov. 17	Indy	Sat. Jan. 19	Tulsa	Sat. Mar. 16	Rapid City
Wed. Nov. 21	Allen	Mon. Jan. 21	Idaho	Mon. Mar. 18	Rapid City
Fri. Nov. 23	Allen	Fri. Jan. 25	at Kansas City	Fri. Mar. 22	at Allen
Sat. Nov. 24	Allen	Sat. Jan. 26	at Kansas City	Sat. Mar. 23	at Allen
Wed. Nov. 28	at Rapid City	Tue. Jan. 29	at Tulsa	Wed. Mar. 27	at Wichita
Fri. Nov. 30	at Rapid City	Wed. Jan. 30	at Tulsa	Fri. Mar. 29	at Allen
Sat. Dec. 1	at Rapid City	Fri. Feb. 1	at Wichita	Sat. Mar. 30	at Tulsa
Fri. Dec. 7	at Idaho	Sat. Feb. 2	at Wichita	Sun. Mar. 31	at Tulsa
Sat. Dec. 8	at Idaho	Wed. Feb. 6	Idaho	Fri. Apr. 5	at Idaho
Wed. Dec. 12	Rapid City	Fri. Feb. 8	Idaho	Sat. Apr. 6	Idaho
Fri. Dec. 14	Rapid City	Sat. Feb. 9	Idaho	Sun. Apr. 7	Idaho

2017-18 Results

Oct. 13	at Colorado	2-3	Dec. 9	at Idaho	0-2	Feb. 9	at Rapid City	5-6
Oct. 14	Colorado	1-2	Dec. 15	Rapid City	8-3	Feb. 10	at Rapid City	1-2
Oct. 16	Norfolk	3-5	Dec. 16	Rapid City	5-4	Feb. 16	at Allen	5-4
Oct. 18	at Idaho	1-3	Dec. 20	at Colorado	0-1#	Feb. 17	at Allen	3-1
Oct. 20	at Idaho	4-3*	Dec. 22	at Colorado	5-4*	Feb. 19	Idaho	4-3
Oct. 21	Idaho	3-0	Dec. 23	Colorado	1-2	Feb. 23	Wichita	7-3
Oct. 27	Worcester	5-4*	Dec. 29	Idaho	6-3	Feb. 24	Wichita	5-4#
Oct. 28	Worcester	1-4	Dec. 30	Idaho	1-2	Feb. 28	at Quad City	5-2
Nov. 1	at Allen	2-1	Jan. 6	Rapid City	1-2	Mar. 2	at Quad City	6-7#
Nov. 3	at Tulsa	3-2*	Jan. 7	Rapid City	5-7	Mar. 3	at Indy	5-2
Nov. 4	at Tulsa	4-5*	Jan. 10	at Allen	3-6	Mar. 4	at Indy	4-1
Nov. 5	at Wichita	4-5*	Jan. 12	at Wichita	4-2	Mar. 9	Allen	4-5#
Nov. 10	Fort Wayne	2-4	Jan. 13	at Wichita	4-1	Mar. 10	Allen	4-7
Nov. 11	Fort Wayne	4-2	Jan. 15	Rapid City	1-3	Mar. 16	at Manchester	4-5*
Nov. 17	Colorado	2-3*	Jan. 19	at Rapid City	3-4*	Mar. 17	at Manchester	2-3*
Nov. 18	Colorado	3-4*	Jan. 20	at Rapid City	3-8	Mar. 18	at Worcester	2-4
Nov. 22	Manchester	1-2#	Jan. 21	at Rapid City	6-3	Mar. 21	Colorado	3-4*
Nov. 24	Manchester	3-8	Jan. 24	Tulsa	1-3	Mar. 23	Colorado	3-4
Nov. 25	Manchester	1-4	Jan. 26	Tulsa	5-2	Mar. 24	Colorado	3-2
Dec. 1	at Colorado	3-7	Jan. 27	Tulsa	2-3	Mar. 30	at Idaho	0-5
Dec. 2	at Colorado	1-2*	Jan. 31	Idaho	5-6#	Mar. 31	at Idaho	2-4
Dec. 4	Idaho	2-3#	Feb. 2	at Idaho	3-4	Apr. 4	at Colorado	2-5
Dec. 6	Idaho	2-5	Feb. 3	at Idaho	5-3	Apr. 6	Kansas City	6-5*
Dec. 8	at Idaho	2-1	Feb. 7	at Rapid City	3-6	Apr. 7	Kansas City	2-0

* - Overtime

- Shootout



Kevin Bruder
CEO

Kevin M. Bruder has been with Elmore Sports Group, which owns the Utah Grizzlies, since 1997 and has served as General Manager of Maverik Center since it opened in 1997. In 1998, he was named President of Centennial Management Group which in 2003 added the 20,000-seat USANA Amphitheatre, and in 2004 it entered into an event services agreement with Rice-Eccles Stadium and Tower on the campus of the University of Utah. In 2005, Bruder was named President of the Utah Grizzlies Hockey Club overseeing the club's transition from the AHL to the ECHL. He assumed the role as the team's CEO in February of 2006. He has since presided over the team qualifying for the playoffs in 11 of the last 13 seasons and attendance increases in five of the last six seasons. The team finished fifth in the ECHL in attendance for the second-straight season in 2016-2017 with an average of 5,666 fans-per-game, the team's highest since the 2003-2004 season. Bruder received his bachelor's degree in accounting from Iowa State University and earned a master's of business administration from Drake University. He is also a graduate of the Public Assembly Administration School and attended the International Association of Assembly Managers Senior Executive Symposium. A certified public accountant and a member of the American Institute of Certified Public Accountants, Bruder has also served on the budget committee and the professional development committee for IAAM. He was recently appointed to the board of directors for the TEAM Coalition and also serves as a director for the Life Safety Council. In 2003, he was invited by the Beijing Development and Planning Commission to serve on three bid-evaluation committees pertaining to the following Olympic Games venues, the Olympic Village, Convention Center, National Indoor Stadium and the Wukesong Sports and Entertainment Complex. Bruder serves as the chairman of the board of directors for ChamberWest and is also a member of the Westminster College Foundation Board of Directors. Bruder has also served on Visit Salt Lake Board as chair, Make A Wish Utah as its treasurer, Nationwide Envirocare Utah Golf Classic Board and was president of the Blessed Sacrament School Board. He and his wife, Susan, make their home in the Salt Lake suburb of Sandy. The couple has four children: Allison, Emily, Joel and Christopher.

3200 South Decker Lake Drive, West Valley City, UT 84119

Office	(801) 988-8000	Email	twhiting@utahgrizz.com
Arena	Maverik Center	Capacity	10,200
Rink Dimensions	200 x 85	Team Colors	Green, White, Black, Copper
Radio Station	ESPN 700	Broadcaster	Tyson Whiting
TV Station	KMYU-TV		

Team Directory

Owners/Co-Chairmen	David G. Elmore, Donna F. Tuttle
CEO	Kevin Bruder
Head Coach/General Manager	Tim Branham
Assistant Coach	Ryan Kinasewich
Vice President of Business Operations/CFO	Jill Roberts
Vice President	Jared Youngman
Vice President of Corporate Partnerships	Brian Prutch
Director of Corporate Partnerships	Mark Norton
Director of Ticket Sales	Semra Beric
Director of Communications and Broadcasting	Tyson Whiting
Manager of Game Operations/Corporate Services	Toryn Jones
Community Relations Manager	Jesse Sanchez
Inside Sales Manager	Aaron Palmberg
Ticket Sales Account Executives	Craig Handy, Alex Beebe, Alex Starcher, Austin Dittmer and Brett Countryman
Director of Photography	Tim Broussard
Athletic Trainer	Bryan Erspamer
Equipment Manager	Chris Schornack



WHEELING NAILERS

2017-18 Results

35W-28L-8OTL-1SOL 79 PTS.
Fifth, North Division

NHL Affiliate: Pittsburgh Penguins

AHL Affiliate: Wilkes-Barre/Scranton Penguins

Year-by-Year Record

Season	GP	Home					Away					Overall					GF	GA	PTS
		W	L	T	OT	SO	W	L	T	OT	SO	W	L	T	OT	SO			
2017-18	72	21	12	3	4-3	2-0	14	16	6	1-5	0-1	35	28	9	5-8	2-1	248	245	79
2016-17	72	21	11	4	1-4	0-0	13	19	4	1-4	1-0	34	30	8	2-8	1-0	244	239	76
2015-16	72	18	14	4	1-2	0-2	19	12	5	4-3	0-2	37	26	9	5-5	0-4	214	211	83
2014-15	72	22	12	2	1-1	2-1	15	21	0	0-0	2-0	37	33	2	1-1	4-1	210	213	76
2013-14	72	21	12	3	3-0	3-3	18	15	3	3-1	0-2	39	27	6	6-1	3-5	216	196	84
2012-13	72	21	8	7	2-1	4-6	10	21	5	1-2	3-3	31	29	12	3-3	7-9	193	225	74
2011-12	72	20	13	3	3-1	3-2	17	13	6	0-3	0-3	37	26	9	3-4	3-5	219	202	83
2010-11	72	20	14	2	1-0	1-2	18	15	3	1-0	0-3	38	29	5	2-0	1-5	230	210	81
2009-10	72	17	13	6	3-2	0-4	16	19	1	2-0	3-1	33	32	7	5-2	3-5	240	249	73
2008-09	72	20	11	5	1-1	2-4	16	17	3	0-1	3-2	36	28	8	1-2	5-6	263	260	80
2007-08	72	13	18	5	1-3	0-2	9	25	2	2-0	2-2	22	43	7	3-3	2-4	186	284	51
2006-07	72	18	14	4	2-2	4-2	14	20	2	1-0	0-2	32	34	6	3-2	4-4	215	255	70
2005-06	72	22	10	4	0-2	1-2	23	11	2	2-1	1-1	45	21	6	2-3	2-3	247	186	96
2004-05	72	23	11	2	3-1	3-1	15	18	3	3-1	3-2	38	29	5	6-2	6-3	171	173	81
2003-04	72	28	5	3	0-0	4-3	23	12	1	1-0	5-1	51	17	4	1-0	9-4	259	188	106
2002-03	72	16	18	2	0-2	3-0	12	23	1	1-0	4-1	28	41	3	1-2	7-1	193	261	59
2001-02	72	19	16	1	0-0	2-1	17	16	3	0-2	6-1	36	32	4	0-1	8-2	213	208	76
2000-01	72	16	14	6	3-2	1-4	8	26	2	1-0	1-2	24	40	8	4-2	2-6	192	277	56
1999-00	70	14	19	2	---	5-2	11	21	3	---	3-3	25	40	5	---	8-5	230	226	55
1998-99	70	17	16	2	---	2-2	10	21	4	---	3-4	27	37	6	---	5-6	206	249	60
1997-98	70	23	7	5	---	5-5	14	17	4	---	3-4	37	24	9	---	8-9	255	255	83
1996-97	70	25	9	1	---	6-1	11	20	4	---	3-4	36	29	5	---	9-5	298	291	77
1995-96S	70	22	9	4	---	1-4	20	14	1	---	7-1	42	23	5	---	8-5	289	261	89
1994-95S	68	27	6	1	0-0	2-1	19	11	4	3-0	4-4	46	17	5	3-0	6-5	313	243	97
1993-94S	68	20	10	4	0-1	2-3	18	13	3	1-2	3-1	38	23	7	1-3	5-4	327	289	83
1992-93S	64	24	6	2	0-1	3-1	16	10	6	1-1	1-5	40	16	8	1-2	4-6	314	223	88
1991-92#	64	21	9	2	2-1	3-1	15	15	2	0-0	3-2	36	24	4	2-1	6-3	270	245	76
1990-91#	64	12	20	0	1-0	3-0	8	21	3	0-1	1-2	20	41	3	1-1	4-2	228	323	43
1989-90#	60	21	5	3	4-0	1-3	17	11	3	1-1	2-2	38	16	6	5-1	3-5	312	257	82
1988-89*	60	18	12	0	0-0	2-0	9	20	1	2-1	1-0	27	32	1	2-2	3-1	266	329	55

* - Carolina Thunderbirds

- Winston-Salem Thunderbirds

\$ - Wheeling Thunderbirds

Year-by-Year Results

Season	Finished	Result	Season	Finished	Result
2018	5th, North	Out of Playoffs	2003	6th, Northwest	Out of Playoffs
2017	5th, North	Out of Playoffs	2002	5th, Northwest	Out of Playoffs
2016	2nd, North	Lost Kelly Cup Finals	2001	6th, Northwest	Out of Playoffs
2015	4th, North	Lost Division Semifinals	2000	5th, Northwest	Out of Playoffs
2014	2nd, Atlantic	Lost Conference Semifinals	1999	6th, Northwest	Out of Playoffs
2013	3rd, Atlantic	Out of Playoffs	1998	2nd, North	Lost Conference Finals
2012	2nd, Atlantic	Lost Conference Quarterfinals	1997	4th, North	Lost First Round
2011	2nd, North	Lost Conference Finals	1996	2nd, North	Lost Second Round
2010	4th, North	Out of Playoffs	1995	1st, North	Lost First Round
2009	4th, North	Lost Division Semifinals	1994	3rd, North	Lost Semifinals
2008	7th, North	Out of Playoffs	1993	1st, East	Lost Riley Cup Finals
2007	7th, North	Out of Playoffs	1992	3rd, East	Lost First Round
2006	2nd, North	Lost Division Finals	1991	6th, West	Out of Playoffs
2005	6th, North	Out of Playoffs	1990	1st	Lost Riley Cup Finals
2004	1st, Northern	Lost Division Semifinals	1989	4th	Won Riley Cup

All-Time Record vs. Other Clubs

Team	W-L-T	Team	W-L-T	Team	W-L-T	Team	W-L-T
Adirondack	5-1-3	Greenville	12-12-3	Manchester	6-3-0	Toledo	93-95-16
Allen	0-0-0	Idaho	2-4-0	Newfoundland	0-0-0	Tulsa	0-0-0
Atlanta	10-9-3	Indy	7-7-0	Norfolk	7-4-1	Utah	4-0-0
Brampton	18-10-2	Jacksonville	0-0-0	Orlando	2-7-2	Wichita	0-0-0
Cincinnati	61-49-15	Kalamazoo	27-22-3	Rapid City	0-0-0	Worcester	8-3-1
Florida	8-8-5	Kansas City	0-0-0	Reading	76-78-21		
Fort Wayne	10-11-1	Maine	0-0-0	South Carolina	11-12-0		

Web - WheelingNailers.com

Twitter - [@WheelingNailers](https://twitter.com/WheelingNailers)

168 - Wheeling Nailers

Club Records

Players

Most Points, Season	117	Devin Edgerton, 1992-93
Most Points, Game	7	five times, most recent: T.J. Fox vs. Kalamazoo, Feb. 6, 2010
Most Goals, Season	62	Darren Schwartz, 1992-93
Most Goals, Game	5	Trent Kaese vs. Johnstown, Jan. 14, 1990
Most Assists, Season	71	Devin Edgerton, 1992-93
Most Assists, Game	6	Len Soccio vs. Greensboro, Dec. 29, 1989
Most PIM, Season	371	T.J. Reynolds, 2002-03
Most PIM, Game	41	Keith Bland at Peoria, Mar. 7, 2000

Goaltenders

Most Appearances	59	Andy Franck, 2006-07
Most Minutes	3,465	Andy Franck, 2006-07
Most Wins	33	Andy Franck, 2005-06
Most Losses	26	Andy Franck, 2006-07
Most Overtime Losses	7	Francis Ouellette, 1992-93, Joel Laing, 2000-01
Most Shots	1,923	Andy Franck, 2006-07
Most Saves	1,736	Andy Franck, 2006-07
Most Shutouts	6	Mike Condon, 2013-14
Lowest GAA	1.67	Dany Sabourin, 2004-05
Best Save Percentage	.942	Dany Sabourin, 2004-05

Team

Most Points	106	2003-04
Fewest Points	43	1990-91
Most Wins	51	2003-04
Fewest Wins	20	1990-91
Most Losses	43	2007-08
Fewest Losses	16	1989-90, 1992-93
Most Goals Scored	327	1993-94
Fewest Goals Against	173	2004-05
Most Penalty Minutes	2,271	1997-98

Longest Winning Streak

Overall	12	Feb. 20-Mar. 10, 2004
Home	17	Nov. 24, 1994-Feb. 5, 1995
Road	8	Feb. 21-Mar. 10, 2004 Feb. 1-26, 1995

Longest Winless Streak

Overall	9	Dec. 16, 2007-Jan. 4, 2008 Nov. 25-Dec. 14, 2007 Oct. 15-Nov. 6, 1999
Home	7	Dec. 16, 2007-Jan. 4, 2008
Road	12	Feb. 16-Mar. 28, 2001

Regular Season Game Attendance Record

6,656 vs. Dayton, Mar. 19, 1995

Postseason Game Attendance Record

6,202 vs. Toledo, Apr. 17, 1993

Regular Season Attendance Record

170,003, 1993-94

Playoff Record vs. Current Teams

	Series	W	L	GP	W	L	GF	GA	Last Mtg	Rnd	Result
Allen	1	0	1	6	2	4	19	24	2016	Finals	L 2-4
Cincinnati	1	0	1	7	3	4	21	17	2009	DSF	L 3-4
Florida	1	1	0	6	4	2	21	21	2016	CQF	W 4-2
Greenville	2	1	1	13	6	7	31	45	2014	CSF	L 2-4
Kalamazoo	2	0	2	10	3	7	21	36	2012	CQF	L 1-3
Reading	3	2	1	16	9	7	46	46	2016	CSF	W 4-3
South Carolina	3	3	0	15	11	4	40	33	2016	CF	W 4-3
Toledo	5	1	4	25	10	15	82	84	2015	DSF	L 3-4

All-Time Playoff Results

Year	Round	Opponent	Result	GF	GA	OT	Year	Round	Opponent	Result	GF	GA	OT
2016	Finals	Allen	L 2-4	19	24	0-1	1998	CF	Hampton Roads	L 2-4	12	18	1-2
		CF	W 4-3	18	19	2-0		CSF	Toledo	W 3-1	14	8	1-0
		CSF	W 4-3	22	19	2-0		CQF	Dayton	W 3-2	15	11	1-1
		CQF	W 4-2	21	21	0-0	1997	1st	Peoria	L 0-3	12	23	0-0
2015	DSF	Toledo	L 3-4	17	18	0-2	1996	2nd	Tallahassee	L 1-3	10	14	0-1
2014	CSF	Greenville	L 2-4	13	23	1-1		1st	Columbus (Ohio)	W 3-0	10	5	0-0
	CQF	South Carolina	W 4-0	11	4	1-0	1995	1st	Birmingham	L 0-3	9	20	0-0
2012	CQF	Kalamazoo	L 1-3	9	14	0-0	1994	SF	Toledo	L 0-3	5	16	0-0
2011	CF	Kalamazoo	L 2-4	12	22	1-0		2nd	Hampton Roads	W 3-1	17	13	1-0
	CSF	Greenville	W 4-3	18	22	1-1		1st	Nashville	W 2-0	7	3	0-0
	CQF	South Carolina	W 3-1	11	10	2-0	1993	Finals	Toledo	L 2-4	28	28	0-1
2009	DSF	Cincinnati	L 3-4	21	17	0-1		SF	Raleigh	W 4-2	24	19	1-1
2006	DF	Toledo	L 2-3	18	14	0-0		QF	Johnstown	W 3-1	13	9	0-0
	DSF	Reading	W 3-1	13	13	0-0	1992	1st	Richmond	L 2-3	22	19	0-0
2004	DSF	Reading	L 2-3	11	13	0-0	1990	Finals	Greensboro	L 1-4	14	21	0-1
								SF	Nashville	W 4-1	26	15	0-0
							1989	Finals	Johnstown	W 4-3	32	33	0-0
								SF	Erie	W 4-0	17	11	0-0

2017-18 Regular Season Statistics

PLAYER	Pos	GP	G	A	PTS	+/-	PIM	PP	PPA	SH	SHA	GW	FG	OT	UA	EN	SOG	SOA	Shots	Sh%
Nick Sorkin	F	69	9	49	58	3	46	2	14	1	2	0	0	0	1	0	0	0	172	5.2
Reid Gardiner	F	58	30	27	57	15	36	7	10	1	0	8	2	1	3	2	0	3	222	13.5
Cody Wydo	F	53	26	30	56	7	34	3	12	2	1	2	3	0	2	4	0	2	187	13.9
Cam Brown	F	55	17	36	53	3	32	4	16	2	0	4	1	0	0	0	0	2	150	11.3
Garrett Meurs	F	61	21	29	50	-4	124	5	6	0	0	3	5	2	1	0	1	1	204	10.3
Riley Bourbonnais	F	67	23	19	42	11	31	2	1	1	0	1	4	1	2	0	0	0	182	12.6
Troy Josephs	F	43	16	20	36	5	55	4	2	0	3	4	3	1	1	0	0	0	109	14.7
Freddie Tiffels	F	44	16	17	33	-10	6	2	8	0	0	0	4	0	1	0	0	0	163	9.8
Louick Marcotte	RW	2	1	1	2	-1	0	0	0	0	0	0	0	0	0	0	0	0	3	33.3
TOTALS		48	14	19	33	6	39	1	0	1	0	1	1	0	1	0	0	1	87	16.1
Kevin Schulze	D	47	8	23	31	-2	13	3	12	0	0	1	2	0	0	0	0	0	84	9.5
Hunter Fejes	F	32	16	11	27	-3	38	5	3	0	0	1	2	0	0	0	1	1	122	13.1
Chris Francis	C	35	8	12	20	-7	6	2	4	1	0	0	1	0	0	1	2	2	73	11.0
TOTALS		46	11	15	26	-20	12	2	5	1	0	0	2	0	0	1	2	3	95	11.6
Danny Fick	D	70	4	19	23	13	66	0	0	0	1	0	2	0	0	0	0	0	85	4.7
Dylan Zink	D	46	4	18	22	4	25	3	5	0	0	2	0	0	0	0	0	0	98	4.1
Derek Army	F	26	7	13	20	0	16	5	6	0	0	2	2	0	0	0	0	0	78	9.0
Jeff Taylor	D	28	4	15	19	5	26	2	2	0	0	2	0	0	0	0	0	0	50	8.0
Dan Milan	D	68	5	11	16	2	142	0	0	0	0	0	1	0	0	0	0	0	62	8.1
Jaynen Rissling	D	36	3	10	13	-3	23	2	1	0	0	1	1	0	0	0	0	0	72	4.2
Zach Tolkinen	D	54	3	9	12	4	48	0	0	0	0	0	0	0	0	0	0	0	75	4.0
Ross McMullan	D	40	4	7	11	-4	27	0	0	0	0	0	0	0	0	0	0	0	50	8.0
Kenny Ryan	F	9	7	3	10	-3	0	2	1	0	0	0	1	0	0	1	0	0	29	24.1
Daniel Tedesco	F	6	0	3	3	1	0	0	0	0	0	0	0	0	0	0	0	0	9	0.0
TOTALS		22	2	5	7	3	12	0	0	0	0	0	1	0	0	0	1	2	38	5.3
Matt Abt	D	12	1	5	6	-3	11	0	0	0	1	0	1	0	0	0	0	0	25	4.0
Andrew Schmit	F	10	0	3	3	2	5	0	0	0	0	0	0	0	0	0	0	0	10	0.0
TOTALS		28	0	6	6	5	28	0	0	0	0	0	0	0	0	0	0	0	17	0.0
Kevin Spinozzi	D	12	2	3	5	-13	6	1	1	0	0	1	0	0	0	0	0	0	28	7.1
Michael Turner	F	15	0	3	3	-1	16	0	0	0	0	0	0	0	0	0	0	0	17	0.0
TOTALS		24	2	3	5	3	21	0	0	0	0	0	1	0	0	0	0	0	27	7.4
Jeremy Beirnes	F	54	2	2	4	-14	126	0	0	0	0	0	0	0	0	0	0	0	43	4.7
Marcus Basara	F	6	1	3	4	-1	4	0	0	0	0	1	0	0	0	0	0	0	14	7.1
Ayrton Valente	D	11	1	3	4	4	4	0	1	0	0	0	0	0	0	0	0	0	5	20.0
Jarrett Burton	F	5	2	1	3	1	2	0	1	0	0	0	1	0	0	0	0	0	16	12.5
J.C. Campagna	LW	5	2	1	3	0	0	0	0	0	0	0	0	0	0	1	0	0	23	8.7
Tyler Vankleef	F	3	1	1	2	-3	0	1	0	0	0	0	0	0	0	0	0	0	5	20.0
Jake Bolton	D	6	1	1	2	2	0	1	0	0	0	0	0	0	0	0	0	0	8	12.5
Jerry Laako	D	3	0	2	2	4	0	0	2	0	0	0	0	0	0	0	0	0	2	0.0
Will King	G	15	0	2	2	0	2	0	1	0	0	0	0	0	0	0	0	0	0	0.0
Adam Morrison	G	36	0	2	2	0	2	0	0	0	0	0	0	0	0	0	0	0	0	0.0
Bryan Arneson	F	3	1	0	1	-1	4	0	0	0	0	0	0	0	0	0	0	0	6	16.7
Nick Schneider	D	1	0	1	1	-1	0	0	1	0	0	0	0	0	0	0	0	0	0	0.0
Sean Gammage	D	2	0	0	0	-1	2	0	0	0	0	0	0	0	0	0	0	0	0	0.0
TOTALS		6	0	1	1	-2	4	0	0	0	0	0	0	0	0	0	0	0	3	0.0
Johnny Daniels	F	7	0	1	1	-2	0	0	0	0	0	0	0	0	0	0	0	0	13	0.0
Dalton Reum	D	6	0	1	1	-3	9	0	0	0	0	0	0	0	0	0	0	0	6	0.0
TOTALS		8	0	1	1	-4	11	0	0	0	0	0	0	0	0	0	0	0	7	0.0
Colin Murray	F	9	0	1	1	-4	2	0	0	0	0	0	0	0	0	0	0	0	13	0.0
Matt Harrington	F	1	0	0	0	-1	0	0	0	0	0	0	0	0	0	0	0	0	2	0.0
Dylan Vander Esch	F	1	0	0	0	0	0	0	0	0	0	0	0	0	0	0	0	0	1	0.0
Tyler Murovich	C	2	0	0	0	-3	0	0	0	0	0	0	0	0	0	0	0	0	2	0.0
Danny Tirone	G	2	0	0	0	0	2	0	0	0	0	0	0	0	0	0	0	0	0	0.0
Benjamin Dieudé-Fauvel	D	3	0	0	0	-2	4	0	0	0	0	0	0	0	0	0	0	0	5	0.0
Daniel Leavens	RW	3	0	0	0	-1	2	0	0	0	0	0	0	0	0	0	0	0	5	0.0
Ryan Marcuz	F	3	0	0	0	-1	0	0	0	0	0	0	0	0	0	0	0	0	11	0.0
Ethan Prow	D	3	0	0	0	-2	0	0	0	0	0	0	0	0	0	0	0	0	4	0.0
Owen Headrick	D	4	0	0	0	2	0	0	0	0	0	0	0	0	0	0	0	0	1	0.0
Kyle Thacker	D	4	0	0	0	0	2	0	0	0	0	0	0	0	0	0	0	0	3	0.0
Nolan Descoteaux	D	6	0	0	0	0	8	0	0	0	0	0	0	0	0	0	0	0	6	0.0
Colin Stevens	G	11	0	0	0	0	0	0	0	0	0	0	0	0	0	0	0	0	0	0.0
Sean Maguire	G	12	0	0	0	0	0	0	0	0	0	0	0	0	0	0	0	0	0	0.0
Matt O'Connor	G	4	0	0	0	0	0	0	0	0	0	0	0	0	0	0	0	0	0	0.0
TOTALS		16	0	0	0	0	0	0	0	0	0	0	0	0	0	0	0	0	0	0.0
BENCH		72	2				12												2	
TEAM TOTALS		72	248	418	664	-6	1019	56	110	8	8	33	36	5	11	9	4	11	2555	9.6

GOALIE	GPMINS	W	L	OTL	SL	SO	EN	GA	GAASOGPSOW	SA	SVS	SV%		
Adam Morrison	36	1984	18	14	2	0	1	1	103	3.12	1	1083	980	0.905
Sean Maguire	12	677	8	3	0	0	0	1	37	3.28	1	409	372	0.910
Will King	15	786	6	6	1	0	0	2	43	3.28	0	426	383	0.899
Colin Stevens	11	574	3	2	4	0	0	1	35	3.66	0	321	286	0.891
Matt O'Connor	4	216	0	1	1	1	0	0	12	3.33	1	111	99	0.892
TOTALS	16	911	2	9	2	2	0	2	62	4.08	2	513	451	0.879
Danny Tirone	2	100	0	2	0	0	0	0	9	5.42	0	48	39	0.813
TEAM TOTALS	80	4337	35	28	8	1	1	5	239	3.31	3	2398	2159	0.900



Mike Bavis

Head Coach/Director of Hockey Operations

Mike Bavis was named the 18th head coach in Wheeling history on Aug. 8, 2018. The 48-year-old began his coaching career in 1998, joining the staff of his alma mater, Boston University. He spent 15 years as an assistant coach and an associate coach with Jack Parker and the Terriers. During his time there, Boston University compiled a 319-208-67 record, won the Hockey East championship twice and reached the NCAA Tournament eight times, including the school's fifth National Championship in 2009. The Terriers also captured The Beanpot eight times with Bavis behind the bench. After leaving B.U., Bavis spent one season as an assistant coach with the American Hockey League's Springfield Falcons, and most recently, one season as an assistant coach at Babson College in Wellesley, Massachusetts. As a player, the Roslindale, Massachusetts native was a forward, who entered his freshman year at Boston University after being selected by the Buffalo Sabres in the 1989 NHL Entry Draft. Bavis appeared in 159 games with the Terriers, totaling 82 points (34g-48a). Boston University reached the NCAA National Tournament all four seasons with him in the lineup, including three trips to the Frozen Four. After earning his degree in English, Bavis turned pro, playing two seasons in Buffalo's organization with the Rochester Americans and South Carolina Stingrays. During his coaching career at Boston University, Bavis had the opportunity to work with some outstanding players who went on to have great success in the NHL. Highlighting the top players were Nick Bonino, Charlie Coyle, Kevin Shattenkirk, Ryan Whitney and Colin Wilson. Bavis also had a few former Nailers under his tutelage with the Terriers, led by John Curry, Bryan Ewing and Sahir Gill. Mike and his wife Kim have three children – son Jack (17) and daughters Ciara (15) and Tyler (11).

Coaching History

Year	Coach	STD	W	L	T	PTS	Playoffs
2017-18	Jeff Christian	5-N	35	28	9	79	Out of Playoffs
2016-17	Jeff Christian	5-N	34	30	8	76	Out of Playoffs
2015-16	David Gove	2-N	23	16	6	52	Lost Kelly Cup Finals
	Clark Donatelli		14	10	3	31	
2014-15	Clark Donatelli	4-N	37	33	2	76	Lost Division Semifinals
2013-14	Clark Donatelli	2-A	39	27	6	84	Lost Conference Semifinals
2012-13	Clark Donatelli	3-A	31	29	12	74	Out of Playoffs
2011-12	Clark Donatelli	2-A	26	20	9	61	Lost Conference Quarterfinals
	Stan Drulia		11	6	0	22	
2010-11	Stan Drulia	2-N	38	29	5	81	Lost Conference Finals
2009-10	Greg Puhalski	4-N	33	32	7	73	Out of Playoffs
2008-09	Greg Puhalski	4-N	36	28	8	80	Lost Division Finals
2007-08	Greg Puhalski	7-N	13	23	4	33	Out of Playoffs
	Glenn Patrick		9	20	3	21	
2006-07	Glenn Patrick	7-N	32	34	6	70	Out of Playoffs
2005-06	Glenn Patrick	2-N	45	21	6	96	Lost Division Finals
2004-05	Pat Bingham	6-N	38	29	5	81	Out of Playoffs
2003-04	Pat Bingham	1-N	51	17	4	106	Lost Division Semifinals
2002-03	John Brophy	6-NW	28	41	3	59	Out of Playoffs
2001-02	John Brophy	5-NW	36	32	4	76	Out of Playoffs
2000-01	Joe Harney	6-NW	5	5	1	11	Out of Playoffs
	Alain Lemieux		19	35	7	45	
1999-00	Murray Eaves	5-NW	25	40	5	55	Out of Playoffs
1998-99	Chris Jensen	6-NW	27	37	6	60	Out of Playoffs
1997-98	Peter Laviolette	2-NE	37	24	9	83	Lost Conference Finals
1996-97	Tom McVie	4-N	36	29	5	77	Lost First Round
1995-96\$	Larry Kish	2-N	42	23	5	89	Lost Second Round
1994-95\$	Doug Sauter	1-N	46	17	5	97	Lost First Round
1993-94\$	Doug Sauter	3-N	38	23	7	83	Lost Semifinals
1992-93\$	Doug Sauter	1-E	40	16	8	88	Lost Riley Cup Finals
1991-92#	Doug Sauter	3-E	36	24	4	76	Lost First Round
1990-91#	Jay Fraser	6-W	20	41	3	43	Out of Playoffs
	Marcel Comeau						
1989-90#	Chris McSorley	1	38	16	6	82	Lost Riley Cup Finals
	Jay Fraser						
1988-89*	Brendan Watson	4	8	5	0	16	Won Riley Cup
	Keith McAdams		0	1	0	0	
	Joe Selenski		9	13	0	18	
	Brian Carroll		10	13	1	21	

- Winston-Salem Thunderbirds * - Carolina Thunderbirds \$ - Wheeling Thunderbirds

2018-19 Schedule

Sat. Oct. 13 at Norfolk	Sun. Dec. 16 Fort Wayne	Sun. Feb. 10 at Maine
Sat. Oct. 20 at Cincinnati	Wed. Dec. 19 at Norfolk	Wed. Feb. 13 Reading
Sat. Oct. 27 at Reading	Fri. Dec. 21 at Norfolk	Fri. Feb. 15 Brampton
Sun. Oct. 28 at Reading	Sat. Dec. 22 at Norfolk	Sat. Feb. 16 Brampton
Sat. Nov. 3 Indy	Thu. Dec. 27 at Indy	Sun. Feb. 17 at Fort Wayne
Wed. Nov. 7 at Cincinnati	Fri. Dec. 28 at Kalamazoo	Thu. Feb. 21 at Cincinnati
Fri. Nov. 9 Greenville	Mon. Dec. 31 Reading	Tue. Feb. 26 at Brampton
Sat. Nov. 10 Greenville	Thu. Jan. 3 Toledo	Fri. Mar. 1 at Toledo
Tue. Nov. 13 Toledo	Fri. Jan. 4 at Indy	Sat. Mar. 2 Cincinnati
Fri. Nov. 16 at Jacksonville	Sat. Jan. 5 at Toledo	Sun. Mar. 3 Fort Wayne
Sat. Nov. 17 at South Carolina	Fri. Jan. 11 Utah	Wed. Mar. 6 at Fort Wayne
Sun. Nov. 18 at Greenville	Sat. Jan. 12 Indy	Sun. Mar. 10 at Kalamazoo
Wed. Nov. 21 Reading	Sun. Jan. 13 Indy	Tue. Mar. 12 Indy
Sat. Nov. 24 Toledo	Wed. Jan. 16 at Adirondack	Fri. Mar. 15 at Cincinnati
Sun. Nov. 25 Cincinnati	Fri. Jan. 18 at Adirondack	Sat. Mar. 16 at Toledo
Tue. Nov. 27 at Kalamazoo	Sat. Jan. 19 at Reading	Wed. Mar. 20 at Cincinnati
Fri. Nov. 30 Indy	Fri. Jan. 25 Brampton	Fri. Mar. 22 Indy
Sat. Dec. 1 Kalamazoo	Sat. Jan. 26 Reading	Sat. Mar. 23 at Kalamazoo
Fri. Dec. 7 Fort Wayne	Sun. Jan. 27 Fort Wayne	Fri. Mar. 29 Fort Wayne
Sat. Dec. 8 at Toledo	Fri. Feb. 1 Indy	Sat. Mar. 30 at Reading
Sun. Dec. 9 Indy	Sat. Feb. 2 Kalamazoo	Sun. Mar. 31 Kalamazoo
Wed. Dec. 12 Allen	Tue. Feb. 5 Cincinnati	Fri. Apr. 5 Toledo
Fri. Dec. 14 at Kalamazoo	Fri. Feb. 8 at Manchester	Sat. Apr. 6 Indy
Sat. Dec. 15 Norfolk	Sat. Feb. 9 at Worcester	Sun. Apr. 7 at Fort Wayne

2017-18 Results

Oct. 13 at Greenville	5-4	Dec. 12 Indy	3-2	Feb. 6 Toledo	2-6
Oct. 14 at Greenville	7-6*	Dec. 15 at Reading	0-4	Feb. 9 at Orlando	2-5
Oct. 21 Cincinnati	4-2	Dec. 16 at Reading	4-2	Feb. 11 at Orlando	6-5
Oct. 22 at Reading	1-2*	Dec. 22 Brampton	1-3	Feb. 12 at Orlando	4-1
Oct. 27 at Brampton	6-5	Dec. 23 Brampton	6-2	Feb. 16 Fort Wayne	3-4
Oct. 29 at Brampton	4-5	Dec. 29 at Fort Wayne	2-5	Feb. 18 at Reading	0-6
Nov. 3 Cincinnati	3-4*	Dec. 30 Toledo	4-5	Feb. 21 at Kalamazoo	5-6*
Nov. 4 at Indy	5-1	Dec. 31 Indy	2-3	Feb. 25 at Adirondack	2-3*
Nov. 10 Toledo	4-3*	Jan. 3 at Norfolk	2-3*	Feb. 28 at Manchester	6-3
Nov. 11 at Toledo	3-5	Jan. 5 Manchester	7-4	Mar. 2 at Worcester	0-5
Nov. 12 Norfolk	5-3	Jan. 6 at Cincinnati	2-4	Mar. 3 at Worcester	2-3#
Nov. 14 Adirondack	6-4	Jan. 7 Fort Wayne	4-2	Mar. 7 Worcester	5-2
Nov. 17 at Norfolk	6-2	Jan. 10 Adirondack	6-3	Mar. 9 Reading	4-3*
Nov. 18 at Norfolk	1-4	Jan. 12 Norfolk	4-3*	Mar. 10 Reading	3-6
Nov. 22 Worcester	4-3#	Jan. 13 Norfolk	4-2	Mar. 16 at Worcester	1-6
Nov. 24 at Cincinnati	1-3	Jan. 19 at Manchester	2-3	Mar. 17 at Adirondack	2-3*
Nov. 25 Worcester	3-4	Jan. 20 at Worcester	5-2	Mar. 21 Worcester	1-0#
Nov. 26 at Reading	5-1	Jan. 21 at Worcester	4-2	Mar. 23 Brampton	4-3
Dec. 1 Reading	3-4	Jan. 24 Kalamazoo	6-2	Mar. 24 Cincinnati	2-3*
Dec. 2 Reading	5-4*	Jan. 26 Reading	1-2*	Mar. 27 Cincinnati	3-5
Dec. 3 Fort Wayne	2-3	Jan. 27 Manchester	2-5	Mar. 30 at Toledo	1-4
Dec. 6 at Reading	1-2	Jan. 28 Manchester	4-2	Mar. 31 Manchester	5-2
Dec. 8 at Indy	2-3	Feb. 2 Indy	7-3	Apr. 6 at Brampton	3-4
Dec. 9 at Toledo	4-2	Feb. 3 Fort Wayne	3-7	Apr. 7 at Fort Wayne	7-3

* - Overtime

- Shootout



Don Rigby
Governor

Don Rigby is the Executive Director of the Regional Economic Development Partnership and has spent his career in Manufacturing, Chamber of Commerce Management, and Economic Development in West Virginia. Since joining RED in 1999, Don has assisted over 100 companies expand in or relocate to West Virginia. Through his efforts, RED is now the largest economic development organization in the state. Rigby works in collaboration with city and county governments, local organizations interested in economic development, state government officials and agencies, as well as federal officials and agencies. Don travels extensively throughout the country to discuss the region's many excellent incentives and features for small and large businesses to locate in the area. Don also works with the West Virginia Development Office, the West Virginia Economic Development Authority, and the West Virginia Economic Development Council. He currently sits on the board of directors of Vision Shared, a statewide nonprofit, nonpartisan community and economic development organization; and Bel-O-Mar, an interstate regional planning and development council of governments. Rigby graduated from West Virginia University in 1976 with a Bachelor of Science Degree in Business Management. A life-long resident of the Northern Panhandle, he and his wife, Kathy, reside in Wheeling.

1100 Main Street 3rd Floor, Wheeling, WV 26003

Office	(304) 234-4625	Email	pr@wheelingnailers.com
Arena	WesBanco Arena	Capacity	5,200
Rink Dimensions	185 x 85	Team Colors	Black, White, Gold
Radio Station	WKWK 97.3 FM	Broadcaster	DJ Abisalih

Team Directory

Governor	Don Rigby
Alternate Governor	Brian Komorowski
Head Coach/Director of Hockey Operations	Mike Bavis
Director of Business Operations	Jason Rine
Radio Broadcaster/Director of Media & Community Relations	DJ Abisalih
General Sales Manager	Bob Munn
Corporate Partnerships	Howard Karnell
Client Fulfillment Coordinator	Chris Hudgins
Merchandise Manager	Matt Allietta
Video Production Specialist	Kirk Kelleher
Accountant	Adam Bonenberger
Ticket Sales Manager	Matt Rosen
Ticket Operations Coordinator	Rebecca Lewis
Ticket Sales Account Executives	Colin McGuinn and Kevin Stryker
Social Media & Marketing	Neil Tennant
Athletic Trainer	Jared Degler
Equipment Manager	Billy Higgins



WICHITA THUNDER

2017-18 Results

34W-30L-6OTL-2SOL 76 PTS.
Fourth, Mountain Division

NHL Affiliate: Edmonton Oilers

AHL Affiliate: Bakersfield Condors

Year-by-Year Record

Season	GP	Home					Away					Overall					GF	GA	PTS
		W	L	T	OT	SO	W	L	T	OT	SO	W	L	T	OT	SO			
2017-18	72	21	12	3	2-2	1-1	13	18	5	1-4	0-1	34	30	8	3-6	1-2	222	235	76
2016-17	72	10	25	1	1-1	1-0	11	19	6	2-5	0-1	21	44	7	3-6	1-1	189	278	49
2015-16	72	10	19	7	1-3	2-4	8	22	6	2-4	2-2	18	41	13	3-7	4-6	150	240	49
2014-15	72	16	16	4	2-0	2-4	16	15	5	4-2	2-3	32	31	9	6-2	4-7	213	240	73

T - Includes Overtime and Shootout Losses

Year-by-Year Results

Season	Finished	Result
2018	4th, Central	Lost Division Semifinals
2017	7th, Central	Out of Playoffs
2016	4th, Central	Out of Playoffs
2015	5th, Central	Out of Playoffs

All-Time Record vs. Other Clubs

Team	W-L-T	Team	W-L-T	Team	W-L-T	Team	W-L-T
Adirondack	0-0-0	Greenville	0-2-0	Manchester	0-0-0	Toledo	0-3-0
Allen	17-35-4	Idaho	3-2-1	Newfoundland	0-0-0	Tulsa	13-24-12
Atlanta	1-0-0	Indy	4-2-0	Norfolk	0-0-0	Utah	2-6-3
Brampton	5-1-1	Jacksonville	0-0-0	Orlando	0-0-0	Wheeling	0-0-0
Cincinnati	2-3-1	Kalamazoo	2-3-1	Rapid City	13-7-2	Worcester	0-0-0
Florida	0-0-0	Kansas City	20-21-7	Reading	0-0-0		
Fort Wayne	1-4-1	Maine	0-0-0	South Carolina	1-2-0		

Web - WichitaThunder.com

Twitter - [@Wichita_Thunder](https://twitter.com/Wichita_Thunder)

174 - Wichita Thunder

Club Records

Players

Most Points, Season	68 Danick Gauthier, 2014-15
Most Points, Game	4 Kevin Dufour at Tulsa, Jan. 10, 2018
Most Goals, Season	31 Ralph Cuddemi, 2017-18
Most Goals, Game	3 three times, most recent: Ralph Cuddemi vs. Kalamazoo, Dec. 2, 2017
Most Assists, Season	39 Danick Gauthier, 2014-15
Most Assists, Game	3 three times, most recent: Ralph Cuddemi vs. Fort Wayne, Feb. 27, 2018
Most PIM, Season	196 Erick Lizon, 2014-15
Most PIM, Game	31 Vincent Arseneau vs. Allen, Dec. 30, 2016

Goaltenders

Most Appearances	45 Tim Boron, 2014-15
Most Minutes	2,161 Drew Owsley, 2016-17
Most Wins	20 Tim Boron, 2014-15
Most Losses	23 Drew Owsley, 2016-17
Most Overtime Losses	6 Tim Boron, 2014-15
Most Shots	1,260 Drew Owsley, 2016-17
Most Saves	1,137 Drew Owsley, 2016-17
Most Shutouts	2 Tim Boron, 2014-15 Tyler Bunz, 2014-15
Lowest GAA	3.15 Tim Boron, 2014-15
Best Save Percentage	.902 Drew Owsley, 2016-17

Team

Most Points	76 2017-18
Fewest Points	49 2015-16 & 2016-17
Most Wins	34 2017-18
Fewest Wins	18 2015-16
Most Losses	41 2015-16
Fewest Losses	30 2017-18
Most Goals Scored	222 2017-18
Fewest Goals Against	235 2017-18
Most Penalty Minutes	1,508 2014-15

Longest Winning Streak

Overall	6 Oct. 13-28, 2017
Home	5 Jan. 20-Feb. 8, 2018 Nov. 19-Dec. 6, 2017
Road	5 Oct. 25-Nov. 11, 2017

Longest Winless Streak

Overall	13 Jan. 25-Feb 19, 2017
Home	9 Nov. 28, 2015-Jan. 3, 2016
Road	11 Jan. 9-Feb. 28, 2016 Oct. 24-Dec. 13, 2015

Regular Season Game Attendance Record

13,175 vs. Tulsa, Mar. 30, 2018

Postseason Game Attendance

2,623 vs. Colorado, Apr. 15, 2018

Regular Season Attendance Record

182,578, 2017-18

Playoff Record vs. Current Teams

<u>Series</u>	<u>W</u>	<u>L</u>	<u>GP</u>	<u>W</u>	<u>L</u>	<u>GF</u>	<u>GA</u>	<u>Last Mtg</u>	<u>Rnd</u>	<u>Result</u>
---------------	----------	----------	-----------	----------	----------	-----------	-----------	-----------------	------------	---------------

All-Time Playoff Results

<u>Year</u>	<u>Round</u>	<u>Opponent</u>	<u>Result</u>	<u>GF</u>	<u>GA</u>	<u>OT</u>	<u>Year</u>	<u>Round</u>	<u>Opponent</u>	<u>Result</u>	<u>GF</u>	<u>GA</u>	<u>OT</u>
2018	DSF	Colorado	L 2-4	19	20	1-1							

2017-18 Regular Season Statistics

Table with columns: PLAYER, Pos, GP, G, A, PTS, +/-, PIM, PP, PPA, SH, SHA, GW, FG, OT, UA, EN, SOG, SOA, Shots, Sh%. Includes player stats for 2017-18 regular season and team totals.

2018 Kelly Cup Playoffs Statistics

Table with columns: PLAYER, Pos, GP, G, A, PTS, +/-, PIM, PP, PPA, SH, SHA, GW, FG, OT, UA, EN, Shots, Sh%. Includes player stats for 2018 Kelly Cup Playoffs and team totals.



Malcolm Cameron *Head Coach*

Malcolm Cameron enters his third season as head coach for Wichita after being named to the position on May 20, 2016. In 2017-18, Cameron led the Thunder to their first-ever berth in the Kelly Cup Playoffs. He returned to the pro ranks after spending three seasons with the Regina Pats of the Western Hockey League. The Cole Harbor, Nova Scotia native boasts an impressive coaching resume. Cameron spent eight seasons as a head coach in the ECHL with Cincinnati, Long Beach, Texas, Florida and Elmira. His teams reached 40 or more wins in four of those eight seasons and qualified for the playoffs seven times, advancing past the first round in each of their seven appearances. Other highlights of his ECHL tenure include three All-Star game appearances and a runner-up for Coach of the Year three times. Cameron led two ECHL teams to significant turnarounds, which rank seventh and eighth-best for improving a team from one year to the next in ECHL history. Cameron took over as the bench boss of the Texas Wildcatters in 2006-07 and led them to a 41-22-9 record and 46-point improvement. In 2004-05, he took over as head coach for the Long Beach Ice Dogs and guided them to a 43-20-9 record and a 44-point improvement. In 2007-08, he set an ECHL record for fewest regulation losses in a season, going 52-9-11 and recorded 115 points, which is tied for second-most in league history. After leaving Elmira in 2010-11, Cameron joined Regina as an assistant coach for the 2011-12 and 2012-13 seasons. He was promoted to head coach the following year, winning the WHL's East Division regular season title with a record of 39-26-4-3. Cameron is sixth in ECHL history in wins (372), while ranking fifth in games coached (699), tied for 13th in playoff wins (36), and ninth in playoff games coached (74). After a five-year playing career, Cameron joined the coaching ranks as an assistant with the Lubbock Cotton Kings of the WPHL. Cameron and his wife, Heather, have two sons, Brett and Logan.

Coaching Record		Regular Season				Playoffs		
<u>Season</u>	<u>Team</u>	<u>Games</u>	<u>W</u>	<u>L</u>	<u>T</u>	<u>Games</u>	<u>W</u>	<u>L</u>
2002-03	Cincinnati Cyclones (ECHL)	72	36	29	7	15	9	6
2003-04	Columbus (UHL)	34	19	11	4	--	--	--
	Corpus Christi (CHL)	29	10	19	0	--	--	--
2004-05	Long Beach Ice Dogs (ECHL)	72	43	20	9	7	3	4
2005-06	Long Beach Ice Dogs (ECHL)	72	36	27	9	7	3	4
2006-07	Texas Wildcatters (ECHL)	72	41	22	9	10	5	5
2007-08	Texas Wildcatters (ECHL)	72	52	9	11	9	5	4
2008-09	Florida Everblades (ECHL)	71	49	17	5	11	6	5
2009-10	Florida Everblades (ECHL)	72	38	25	9	9	3	6
2010-11	Elmira Jackals (ECHL)	52	22	23	7	--	--	--
2013-14	Regina (WHL)	72	39	26	7	4	0	4
2016-17	Wichita Thunder (ECHL)	72	21	44	7	--	--	--
2017-18	Wichita Thunder (ECHL)	72	34	30	8	6	2	4
	ECHL Totals	699	372	246	81	74	36	38

Coaching History

<u>Year</u>	<u>Coach</u>	<u>STD</u>	<u>W</u>	<u>L</u>	<u>T</u>	<u>PTS</u>	<u>Playoffs</u>
20-17-18	Malcolm Cameron	4-M	34	30	8	76	Lost Division Semifinals
2016-17	Malcolm Cameron	7-C	21	44	7	49	Out of Playoffs
2015-16	Kevin McClelland	4-C	18	41	13	49	Out of Playoffs
2014-15	Kevin McClelland	5-C	32	31	9	73	Out of Playoffs

2018-19 Schedule

Fri. Oct. 12 Idaho	Fri. Dec. 14 at Fort Wayne	Sat. Feb. 9 at Rapid City
Sat. Oct. 13 Allen	Sat. Dec. 15 at Cincinnati	Tue. Feb. 12 Tulsa
Fri. Oct. 19 Allen	Sun. Dec. 16 at Kalamazoo	Fri. Feb. 15 at Tulsa
Sat. Oct. 20 at Allen	Tue. Dec. 18 Kansas City	Sat. Feb. 16 Indy
Sat. Oct. 27 at Tulsa	Fri. Dec. 21 at Rapid City	Sun. Feb. 17 Indy
Fri. Nov. 2 at Kansas City	Sat. Dec. 22 at Rapid City	Tue. Feb. 19 at Indy
Sun. Nov. 4 Utah	Thu. Dec. 27 at Tulsa	Wed. Feb. 20 at Fort Wayne
Wed. Nov. 7 Utah	Fri. Dec. 29 Kansas City	Fri. Feb. 22 at Fort Wayne
Fri. Nov. 9 Utah	Sat. Dec. 30 Tulsa	Sat. Feb. 23 at Indy
Sun. Nov. 11 Allen	Mon. Dec. 31 at Kansas City	Fri. Mar. 1 Rapid City
Tue. Nov. 13 at Kansas City	Wed. Jan. 2 at Utah	Wed. Mar. 6 at Idaho
Fri. Nov. 16 Kansas City	Fri. Jan. 4 at Utah	Fri. Mar. 8 at Idaho
Sat. Nov. 17 Kansas City	Sat. Jan. 5 at Utah	Sat. Mar. 9 at Idaho
Tue. Nov. 20 at Tulsa	Fri. Jan. 11 at Allen	Fri. Mar. 15 at Kansas City
Wed. Nov. 21 Tulsa	Sat. Jan. 12 Allen	Sun. Mar. 17 at Allen
Fri. Nov. 23 at Kansas City	Sun. Jan. 13 Allen	Sat. Mar. 23 Tulsa
Sat. Nov. 24 at Tulsa	Fri. Jan. 18 Kansas City	Sun. Mar. 24 Tulsa
Tue. Nov. 27 Kansas City	Sat. Jan. 19 at Kansas City	Wed. Mar. 27 Utah
Fri. Nov. 30 at Allen	Sat. Jan. 26 Idaho	Fri. Mar. 29 Tulsa
Sat. Dec. 1 at Allen	Sun. Jan. 27 Idaho	Sat. Mar. 30 at Allen
Tue. Dec. 4 at Tulsa	Fri. Feb. 1 Utah	Wed. Apr. 3 Kalamazoo
Fri. Dec. 7 Rapid City	Sat. Feb. 2 Utah	Fri. Apr. 5 Allen
Sat. Dec. 8 Rapid City	Tue. Feb. 5 Allen	Sat. Apr. 6 Allen
Sun. Dec. 9 Rapid City	Fri. Feb. 8 at Rapid City	Sun. Apr. 7 at Tulsa

2017-18 Results

Oct. 13 Indy	4-3	Dec. 23 Kansas City	4-7	Feb. 21 Colorado	1-2#
Oct. 14 Indy	4-3*	Dec. 27 at Allen	3-7	Feb. 23 at Utah	3-7
Oct. 21 Rapid City	3-1	Dec. 29 Allen	2-3	Feb. 24 at Utah	4-5#
Oct. 22 Rapid City	5-2	Dec. 30 Allen	3-1	Feb. 27 Fort Wayne	3-5
Oct. 25 at Tulsa	3-1	Dec. 31 at Allen	4-2	Mar. 2 Idaho	2-5
Oct. 28 at Kansas City	4-1	Jan. 5 Quad City	6-3	Mar. 4 Idaho	2-1
Nov. 3 Allen	3-5	Jan. 6 Kalamazoo	4-6	Mar. 7 Quad City	4-1
Nov. 4 at Allen	3-1	Jan. 7 Kalamazoo	2-3*	Mar. 10 at Tulsa	0-3
Nov. 5 Utah	5-4*	Jan. 10 at Tulsa	5-3	Mar. 11 at Tulsa	4-1
Nov. 10 at Kansas City	6-2	Jan. 12 Utah	2-4	Mar. 16 at Rapid City	3-2
Nov. 11 at Kansas City	4-2	Jan. 13 Utah	1-4	Mar. 17 at Rapid City	3-4*
Nov. 18 Allen	2-3	Jan. 20 Colorado	3-1	Mar. 20 at Kansas City	1-3
Nov. 19 Allen	6-4	Jan. 26 at Allen	3-0	Mar. 22 at Kalamazoo	3-5
Nov. 22 at Kansas City	2-3*	Jan. 27 at Allen	2-5	Mar. 24 at Fort Wayne	4-5*
Nov. 24 at Quad City	3-2*	Jan. 31 at Tulsa	3-6	Mar. 28 at Allen	1-4
Nov. 25 Quad City	4-2	Feb. 2 Tulsa	4-1	Mar. 30 Tulsa	2-3
Nov. 26 Kalamazoo	4-1	Feb. 3 at Quad City	3-5	Apr. 3 Allen	2-1
Dec. 2 Kalamazoo	7-3	Feb. 7 at Fort Wayne	3-9	Apr. 6 at Colorado	4-7
Dec. 6 Kansas City	3-1	Feb. 9 at Fort Wayne	4-8	Apr. 7 at Colorado	1-5
Dec. 9 at Indy	1-7	Feb. 10 at Cincinnati	4-5*	+Apr. 15 Colorado	1-2*
Dec. 10 at Kalamazoo	2-3	Feb. 11 at Toledo	0-1	+Apr. 16 Colorado	2-5
Dec. 13 at Colorado	3-4	Feb. 13 at Cincinnati	3-2	+Apr. 18 at Colorado	2-4
Dec. 15 at Idaho	1-3	Feb. 16 Rapid City	3-1	+Apr. 20 at Colorado	6-0
Dec. 16 at Idaho	5-3	Feb. 17 Rapid City	3-1	+Apr. 21 at Colorado	5-4*
Dec. 19 Tulsa	2-4	Feb. 18 Rapid City	3-2#	+Apr. 23 Colorado	3-5
Dec. 22 Kansas City	5-1	Feb. 20 Colorado	3-5		

* - Overtime # - Shootout + - Kelly Cup Playoffs



Joel T. Lomurno
General Manager

A native of Moorestown, New Jersey, Lomurno graduated from La Salle University in Philadelphia in 1992. He started with the Thunder in 1993 as an intern and is entering his 26th season with the team. Following the internship, he has worked in almost every department within the organization. Lomurno moved into ticket sales in 1994 and eventually became the director of public relations and play-by-play announcer through 2004, when he was promoted to assistant general manager. During that time, he even dressed for two games as emergency goaltender. Lomurno became general manager of the Thunder in 2008, and was charged with running both the Thunder and the expansion Wichita Wingnuts of the American Association of Professional Baseball, until the Wingnuts were sold to a local ownership group in 2010. Lomurno was twice named Central Hockey League Public Relations Executive of the Year (2000 and 2006) and was a finalist for the CHL Executive of the Year Award in both 2013 and 2014. Joel and his wife, Miranda, have a three-year-old daughter, Cincy.

505 W. Maple, Suite 100, Wichita, KS 67213

Office	(316) 264-4625	Email	info@wichitathunder.com
Arena	INTURST Bank Arena	Capacity	13,000
Rink Dimensions200 x 85	Team Colors	Black, Silver, White, Blue
Radio Station	WichitaThunder.com	Broadcaster	Jason Mals

Team Directory

Owners	Rodney Steven II, Brandon Steven and Johnny Steven
General Manager	Joel T. Lomurno
Vice President	Matt Brokaw
Director of Communications	Jason Mals
Vice President of Ticket Sales	Anthony Bengé
Director of Community Relations and Gamer Operations	Thomas Janz
Graphic Designer	Luke Weber
Account Specialists	Zac Necci, Luke Schuckman, Steve Morrison, Colby Gaugler and Miles Diede
Director of Off-Ice Officials	Kenneth Huskey
Head Coach	Malcolm Cameron
Athletic Trainer	Josh Elmer
Equipment Manager	Frank Jury



WORCESTER RAILERS

2017-18 Results

37W-27L-4OTL-4SOL 82 PTS.

Fourth, North Division

NHL Affiliate: New York Islanders

AHL Affiliate: Bridgeport Sound Tigers

Year-by-Year Record

Season	GP	Home						Away						Overall					
		W	L	T	OT	SO	W	L	T	OT	SO	W	L	T	OT	SO	GF	GA	PTS
2017-18	72	21	13	2	1-2	2-0	16	14	6	2-2	2-4	37	27	8	3-4	4-4	194	193	82

T - Includes Overtime and Shootout Losses

Year-by-Year Results

Season	Finished	Result
2018	4th, North	Lost Division Semifinals

All-Time Record vs. Other Clubs

Team	W-L-T	Team	W-L-T	Team	W-L-T	Team	W-L-T
Adirondack	8-2-2	Greenville	0-0-0	Manchester	7-8-0	Toledo	0-2-0
Allen	0-0-0	Idaho	0-0-0	Newfoundland	0-0-0	Tulsa	0-0-0
Atlanta	0-0-0	Indy	0-0-0	Norfolk	0-0-0	Utah	2-0-1
Brampton	4-2-1	Jacksonville	0-1-0	Orlando	1-1-1	Wheeling	4-3-2
Cincinnati	0-0-0	Kalamazoo	0-0-0	Rapid City	0-0-0	Wichita	0-0-0
Florida	1-0-0	Kansas City	0-0-0	Reading	7-6-1		
Fort Wayne	1-0-0	Maine	0-0-0	South Carolina	0-1-0		

Web - RailersHC.com

Twitter - [@RailersHC](https://twitter.com/RailersHC)

*180 - Worcester Railers***Club Records****Players**

Most Points, Season	61 Barry Almeida, 2017-18
Most Points, Game	4 Barry Almeida vs. Brampton, Feb. 10, 2018
Most Goals, Season	22 Barry Almeida, 2017-18
Most Goals, Game	2 10 times, most recent: Matt Lane vs. Fort Wayne, Mar. 17, 2018
Most Assists, Season	39 Barry Almeida, 2017-18
Most Assists, Game	3 Ben Masella at Orlando, Feb. 16, 2018
Most PIM, Season	188 Yanick Turcotte, 2017-18
Most PIM, Game	34 Yanick Turcotte at Colorado, Oct. 25, 2017

Team

Most Points	82 2017-18
Fewest Points	82 2017-18
Most Wins	37 2017-18
Fewest Wins	37 2017-18
Most Losses	27 2017-18
Fewest Losses	27 2017-18
Most Goals Scored	194 2017-18
Fewest Goals Against	193 2017-18
Most Penalty Minutes	956 2017-18

Goaltenders

Most Appearances	41 Mitch Gillam, 2017-18
Most Minutes	2,402 Mitch Gillam, 2017-18
Most Wins	23 Mitch Gillam, 2017-18
Most Losses	14 Mitch Gillam, 2017-18
Most Overtime Losses	6 Eamon McAdam, 2017-18
Most Shots	1,145 Mitch Gillam, 2017-18
Most Saves	1,059 Mitch Gillam, 2017-18
Most Shutouts	5 Mitch Gillam, 2017-18
Lowest GAA	2.15 Mitch Gillam, 2017-18
Best Save Percentage	.925 Mitch Gillam, 2017-18

Longest Winning Streak

Overall	6 Mar. 28-Apr. 7, 2018
Home	7 Mar. 11-31, 2018
Road	3 Apr. 1-7, 2018

Longest Winless Streak

Overall	4 Jan. 13-21, 2018 Dec. 28, 2017-Jan. 3, 2018 Dec. 1-13, 2017 Nov. 5-14, 2017
Home	6 Dec. 22, 2017-Jan. 21, 2018
Road	3 Feb. 27-Mar. 21, 2018 Dec. 1-13, 2017

Regular Season Game Attendance Record

12,135 vs. Manchester, Oct. 14, 2017

Postseason Game Attendance

4,216 vs. Adirondack, Apr. 15, 2018

Regular Season Attendance Record

158,132, 2017-18

Playoff Record vs. Current Teams

	<u>Series</u>	<u>W</u>	<u>L</u>	<u>GP</u>	<u>W</u>	<u>L</u>	<u>GF</u>	<u>GA</u>	<u>Last Mtg</u>	<u>Rnd</u>	<u>Result</u>
Adirondack	1	0	1	6	2	4	11	16	2018	DSF	L 2-4

All-Time Playoff Results

<u>Year</u>	<u>Round</u>	<u>Opponent</u>	<u>Result</u>	<u>GF</u>	<u>GA</u>	<u>OT</u>	<u>Year</u>	<u>Round</u>	<u>Opponent</u>	<u>Result</u>	<u>GF</u>	<u>GA</u>	<u>OT</u>
2018	DSF	Adirondack	L 2-4	11	16	0-0							



Jamie Russell
General Manager/Head Coach

Jamie Russell enters his second season as the Railers' head coach and general manager. In the team's inaugural season, Russell led Worcester to a 22-8-3 mark over the final 33 games and into the Kelly Cup Playoffs. Russell, 52, spent two seasons (2014-16) with the Elmira Jackals as their head coach and director of hockey operations and compiled a record of 69-63-12. Prior to his time in Elmira, Russell spent three seasons from 2011-14 at Providence College as an assistant coach and helped guide the Friars to their first NCAA Tournament in 13 seasons in 2014. The native of Kamloops, British Columbia spent eight seasons at Michigan Tech as head coach from 2003-11 and was named the 2007 WCHA Coach of the Year. Russell has also served as an assistant coach at Cornell University (1999-2003) and Ferris State University (1994-99). Prior to his coaching career, Russell played collegiate hockey at Michigan Tech from 1987-89 before turning pro and playing two seasons in the ECHL with Winston-Salem from 1989-91. Russell also played for the Binghamton Whalers of the American Hockey League during the 1989-90 season. He has a Master of Business Administration from Lake Superior State University and a Bachelor's Degree from Michigan Technology University. Russell and his wife, Linda, have three sons (Ben 19, Charlie 14, Graeme 12).

Coaching Record

<u>Season</u>	<u>Team</u>	<u>Regular Season</u>				<u>Playoffs</u>		
		<u>Games</u>	<u>W</u>	<u>L</u>	<u>T</u>	<u>Games</u>	<u>W</u>	<u>L</u>
2003-04	Michigan Tech (NCAA)	38	8	25	5	--	--	--
2004-05	Michigan Tech (NCAA)	37	8	25	4	--	--	--
2005-06	Michigan Tech (NCAA)	38	7	25	6	--	--	--
2006-07	Michigan Tech (NCAA)	40	18	17	5	--	--	--
2007-08	Michigan Tech (NCAA)	39	14	20	5	--	--	--
2008-09	Michigan Tech (NCAA)	38	6	25	7	--	--	--
2009-10	Michigan Tech (NCAA)	36	5	30	1	--	--	--
2010-11	Michigan Tech (NCAA)	38	4	30	4	--	--	--
2014-15	Elmira Jackals (ECHL)	72	32	33	7	--	--	--
2015-16	Elmira Jackals (ECHL)	72	37	30	5	--	--	--
2017-18	Worcester Railers (ECHL)	72	37	27	8	6	2	4
	ECHL Totals	216	106	90	20	6	2	4

Coaching History

<u>Year</u>	<u>Coach</u>	<u>STD</u>	<u>W</u>	<u>L</u>	<u>T</u>	<u>PTS</u>	<u>Playoffs</u>
2017-18	Jamie Russell	4-N	37	27	8	82	Lost Division Semifinals

2018-19 Schedule

Sat. Oct. 13	at Reading	Wed. Dec. 12	Manchester	Wed. Feb. 13	at Maine
Sun. Oct. 14	at Reading	Fri. Dec. 14	Manchester	Fri. Feb. 15	at Allen
Sat. Oct. 20	Maine	Sat. Dec. 15	Maine	Sat. Feb. 16	at Tulsa
Wed. Oct. 24	at Adirondack	Wed. Dec. 19	at Brampton	Sun. Feb. 17	at Tulsa
Fri. Oct. 26	at Manchester	Fri. Dec. 21	Adirondack	Wed. Feb. 20	at Manchester
Sat. Oct. 27	at Adirondack	Sat. Dec. 22	Reading	Sun. Feb. 24	at Maine
Fri. Nov. 2	Adirondack	Fri. Dec. 28	at Maine	Wed. Feb. 27	at Manchester
Sat. Nov. 3	Newfoundland	Sat. Dec. 29	Maine	Sun. Mar. 3	Adirondack
Tue. Nov. 6	at Newfoundland	Fri. Jan. 4	at South Carolina	Wed. Mar. 6	at Adirondack
Wed. Nov. 7	at Newfoundland	Sat. Jan. 5	at Greenville	Fri. Mar. 8	at Adirondack
Fri. Nov. 9	Maine	Sun. Jan. 6	at Greenville	Sat. Mar. 9	Norfolk
Sat. Nov. 10	at Maine	Sat. Jan. 12	Reading	Sun. Mar. 10	South Carolina
Wed. Nov. 14	Reading	Sun. Jan. 13	Manchester	Fri. Mar. 15	at Manchester
Thu. Nov. 15	Adirondack	Fri. Jan. 18	Newfoundland	Sat. Mar. 16	Maine
Sat. Nov. 17	Orlando	Sat. Jan. 19	Newfoundland	Sun. Mar. 17	Manchester
Sun. Nov. 18	Orlando	Fri. Jan. 25	at Adirondack	Fri. Mar. 22	Maine
Fri. Nov. 23	Manchester	Sat. Jan. 26	Adirondack	Sat. Mar. 23	at Manchester
Sun. Nov. 25	at Brampton	Sun. Jan. 27	at Manchester	Sun. Mar. 24	at Reading
Tue. Nov. 27	at Brampton	Wed. Jan. 30	at Brampton	Sat. Mar. 30	Brampton
Fri. Nov. 30	at Maine	Fri. Feb. 1	at Newfoundland	Sun. Mar. 31	Brampton
Sun. Dec. 2	Maine	Sat. Feb. 2	at Newfoundland	Wed. Apr. 3	Manchester
Wed. Dec. 5	Brampton	Fri. Feb. 8	Greenville	Fri. Apr. 5	at Maine
Fri. Dec. 7	Brampton	Sat. Feb. 9	Wheeling	Sat. Apr. 6	Newfoundland
Sun. Dec. 9	at Maine	Sun. Feb. 10	Cincinnati	Sun. Apr. 7	at Adirondack

2017-18 Results

Oct. 14	Manchester	4-3	Dec. 28	at Reading	2-6	Feb. 24	at Manchester	4-1
Oct. 21	at Manchester	2-0	Dec. 30	Manchester	4-5	Feb. 27	at Brampton	1-4
Oct. 25	at Colorado	1-5	Dec. 31	at Manchester	2-4	Mar. 2	Wheeling	5-0
Oct. 27	at Utah	4-5*	Jan. 3	Reading	1-2*	Mar. 3	Wheeling	3-2#
Oct. 28	at Utah	4-1	Jan. 5	at Adirondack	4-3#	Mar. 4	Manchester	1-4
Oct. 31	Toledo	2-3	Jan. 6	at Reading	3-2	Mar. 7	at Wheeling	2-5
Nov. 3	Reading	4-2	Jan. 7	at Reading	0-3	Mar. 11	Adirondack	3-2#
Nov. 4	Reading	2-1	Jan. 10	at Reading	2-4	Mar. 16	Wheeling	6-1
Nov. 5	Reading	1-3	Jan. 12	at Manchester	2-1*	Mar. 17	Fort Wayne	3-2
Nov. 11	Manchester	3-6	Jan. 13	at Manchester	1-3	Mar. 18	Utah	4-2
Nov. 12	at Manchester	2-5	Jan. 19	Jacksonville	3-5	Mar. 21	at Wheeling	0-1#
Nov. 14	Brampton	3-4	Jan. 20	Wheeling	2-5	Mar. 23	at Reading	4-1
Nov. 17	at Manchester	2-1	Jan. 21	Wheeling	2-4	Mar. 24	at Reading	0-3
Nov. 19	Manchester	4-1	Jan. 26	Quad City	5-2	Mar. 28	Adirondack	2-0
Nov. 22	at Wheeling	3-4#	Jan. 27	Quad City	5-2	Mar. 30	Brampton	3-2
Nov. 24	at Toledo	1-4	Jan. 28	Florida	3-2	Mar. 31	Brampton	4-1
Nov. 25	at Wheeling	4-3	Feb. 2	Adirondack	2-3*	Apr. 1	at Adirondack	4-1
Dec. 1	at Adirondack	1-2*	Feb. 3	Brampton	5-2	Apr. 4	at Reading	2-1*
Dec. 2	Manchester	2-3	Feb. 7	Reading	3-2*	Apr. 7	at Manchester	3-2
Dec. 10	at Brampton	3-4#	Feb. 9	South Carolina	1-4	Apr. 8	Manchester	0-2
Dec. 13	at Adirondack	2-3	Feb. 10	Brampton	5-3	+Apr. 13	at Adirondack	0-3
Dec. 15	at Adirondack	4-3	Feb. 15	at Orlando	2-4	+Apr. 14	Adirondack	2-0
Dec. 16	Adirondack	5-1	Feb. 16	at Orlando	4-1	+Apr. 15	Adirondack	1-3
Dec. 20	Reading	1-0	Feb. 17	at Orlando	1-2#	+Apr. 18	at Adirondack	1-2
Dec. 22	Adirondack	0-3	Feb. 21	at Adirondack	4-3#	+Apr. 21	at Adirondack	6-5
Dec. 23	at Adirondack	5-3	Feb. 22	at Reading	3-6	+Apr. 23	Adirondack	1-3

* - Overtime

- Shootout

+ - Kelly Cup Playoffs



Michael G Myers
President

Michael G. Myers was named president of the Worcester Railers HC on May 20, 2016 after spending nine seasons with the AHL’s Worcester Sharks as Senior Director of Business and Community Development. Myers made a significant impact in Central Massachusetts over that time overseeing an award-winning community relations department while also becoming a fixture in Worcester County’s business landscape. Prior to his work with the Sharks, Myers owned and operated Myers Mask Design in Worcester where he built a reputation as one of the country’s top mask designers for 11 years, having designed and painted masks for NHL greats such as former Conn Smythe winners Cam Ward and Bill Ranford, and NHL All-Stars Olaf Kolzig, Jonathan Quick and Dwayne Roloson. Myers painted a mask for Josh Harding of the Minnesota Wild that was voted “Mask of the Decade” by Sports Illustrated in 2010. Myers continues to actively serve on the boards of several non-profits throughout the area including: The Nativity School of Worcester, Devereux of Rutland and Rainbow Child Development Center of Worcester. A varsity hockey goalie and lacrosse player at Assumption College from 1989-93 he graduated with a Bachelor’s Degree with a double major in Psychology/Spanish and a minor in Art. Myers attended ECHL training camps with the Hampton Roads Admirals in 1993 and the South Carolina Stingrays in 1994. The Assumption graduate returned to his alma mater, serving as the Greyhounds’ hockey assistant coach from 1999-2005. As a USA Hockey Level 3 Coach, Mike has spent the last 11 years coaching over 17 youth hockey teams in the Junior Sharks and Junior Railers Organization. He is currently the head coach of the 2005 AAA Elite and Assistant Coach of the 2002 AAA Elite and Mite II teams. Myers resides in Worcester with his wife Ann and three sons: Matthew (16), Damon (13) and John (8).

105 Commercial Street, Worcester, MA 01608

Office	(508) 365-1750	Email	tomm@railershc.com
ArenaDCU Center	Capacity	5,600
Rink Dimensions200 x 85	Team Colors ..	.Blue, Silver, White
Radio Station98.9 FM NASH ICON	Broadcaster	Eric Lindquist

Team Directory

Owners	Cliff and Susan Rucker
President	Michael G. Myers
General Manager/Head Coach	Jamie Russell
Assistant Coach	Derek Army
Vice President of Marketing and Communications	Eric Lindquist
Director of HC Memberships	Mike Fisher
Director of Retail & Merchandise Operations	Dave Gwozdz
Manager of Corporate Partnerships	Leah Motsis and Tymmothy Dore
Manager of Group Sales and HC Memberships	Andrew Nawn
Marketing and Game Operations Coordinator	Katie Arsenault
Public Relations and Social Media Coordinator	Tom Matthews
Community Relations Coordinator	Paul Harris
Account Executives, Tickets & Memberships	Connor Haynes, Tom Brown, Evan Bedard and Tommy Nourie
Team Accountant	Victoria Martinelli
Corporate Fulfillment Coordinator	Jacqueline Avola
Ticket and Service Coordinator	Amanda Daniels
Athletic Trainer	Rob Tagle
Equipment Manager	Jeremy Holloway

SECTION 4

ECHL HISTORY AND YEAR IN REVIEW



Photo courtesy Cincinnati Cyclones

Cincinnati Cyclones' forward **Justin Danforth** received the John A. Daley Memorial Trophy as the 2017-18 ECHL Rookie of the Year. Danforth finished third among rookies with 28 goals and 59 points in just 44 games last season. His eight power-play goals were tied for second among first-year players while his 18 power-play points were tied for third. Danforth represented the Cyclones at the 2018 CCM/ECHL All-Star Classic, where he won the Fastest Skater competition in an ECHL Skills Competition record 12.75 seconds.

ECHL History

1988-89 - East Coast Hockey League formed with the Carolina Thunderbirds, Erie Panthers, Johnstown Chiefs, Knoxville Cherokees and Virginia Lancers.

Johnstown Chiefs and Virginia Lancers, both owned by Henry Brabham, and the Carolina Thunderbirds, owned by Bill Coffey, came from the All-American Hockey League which had four teams disband before playoffs in spring of 1988.

Bill Coffey sold Carolina Thunderbirds to John Baker.

Henry Brabham secured team in Erie and Brabham with Bill Coffey established team in Knoxville.

Patrick J. Kelly is named first Commissioner of East Coast Hockey League. Kelly is also manager of the Lancerlot Sports Complex in Vinton, Va., home of the Virginia Lancers.

Commissioner Patrick J. Kelly suspends three Carolina Thunderbirds players prior to Game 7 of the Riley Cup Finals.

Teams played 60-game schedule.

Henry Brabham Cup presented to regular season champion.

Jack Riley Cup presented to postseason champion.

1989-90 - Greensboro Monarchs, Hampton Roads Admirals and Nashville Knights added, making the ECHL an eight-team league.

Carolina Thunderbirds renamed Winston-Salem Thunderbirds.

Teams played 60-game schedule.

Scott Gordon becomes first player to play in the National Hockey League after playing in the ECHL taking the ice for the Quebec Nordiques on Jan. 30, 1990.

1990-91 - Cincinnati Cyclones, Louisville IceHawks and Richmond Renegades added, making the ECHL an 11-team league.

Virginia Lancers renamed Roanoke Valley Rebels.

League surpasses one million in attendance for first time.

Teams played 64-game schedule.

1991-92 - Columbus (Ohio) Chill, Dayton Bombers, Raleigh IceCaps and Toledo Storm added, making the ECHL a 15-team league.

Teams played a 64-game schedule.

1992-93 - Cincinnati Cyclones transferred to Birmingham and renamed Birmingham Bulls. Winston-Salem Thunderbirds transferred to Wheeling and renamed Wheeling Thunderbirds. Roanoke Valley Rebels changed named to Roanoke Valley Rampage.

Teams played a 64-game schedule.

Birmingham and Hampton Roads play the longest shootout game in ECHL history on Oct. 16, 1992. Birmingham's 21st shooter scores to give Bulls 7-6 win.

First All-Star Game is played on Feb. 2, 1993 in Wheeling, W.Va.

Columbus (Ohio) Chill sells out all 32 home games and will sell out all 32 home games in 1993-94 en route to ECHL record streak of 83 consecutive sellouts.

1993-94 - Charlotte Checkers, Huntington Blizzard, Roanoke Express and South Carolina Stingrays added, making the ECHL a 19-team league. Roanoke Valley transferred to Huntsville and named Huntsville Blast.

Teams played a 68-game schedule.

1994-95 - Huntsville transferred to Tallahassee and renamed Tallahassee Tiger Sharks. Louisville is granted a voluntary suspension for 1994-95, making ECHL an 18-team league.

Teams played a 68-game schedule.

Goaltenders Manon Rheaume and Erin Whitten, the first two women in professional hockey, record their first wins.

Former Cincinnati defenseman Kevin Dean became first ECHL player to have name engraved on Stanley Cup as member of New Jersey Devils.

1995-96 - Louisville IceHawks transferred to Jacksonville and renamed Jacksonville Lizard Kings. Greensboro Monarchs return ECHL membership and join American Hockey League.

Louisiana IceGators, Louisville RiverFrogs and Mobile Mysticks added, making ECHL a 21-team league.

Teams played 70-game schedule.

Pat Pylypuik named general manager in Toledo, becoming the youngest GM in professional hockey history at 25 years old.

League web site launched.

League office relocated from Charlotte, N.C. to Princeton, N.J.



League launches ECHL Properties, the licensing and marketing arm of the ECHL.

League unveils new logo designed by NHL Enterprises, Inc. and announces national licensing program with NHL.

League executes its first Collective Bargaining Agreement with Professional Hockey Players' Association.

Richard W. Adams named President/CEO on June 1, 1996.

1996-97 - Erie transferred to Baton Rouge and renamed Baton Rouge Kingfish. Nashville transferred to Pensacola and renamed Pensacola Ice Pilots. Mississippi Sea Wolves and Peoria Rivermen added, making ECHL a 23-team league. Wheeling Thunderbirds change name to Wheeling Nailers.

Teams played 70-game schedule.

Louisiana IceGators become first team in league history to draw more than 400,000 fans with 400,185.

ECHL surpasses four million mark in attendance for first time with 4,244,656.

South Carolina Stingrays become first team in league history to win regular season championship and postseason championship in same season.

Patrick J. Kelly Cup replaces Jack Riley Cup as trophy awarded to postseason champion.

Patrick J. Kelly named Commissioner Emeritus.

1997-98 - Knoxville transferred to Florence and renamed Pee Dee Pride. Chesapeake Icebreakers and New Orleans Brass added, making ECHL a 25-team league.

Teams played a 70-game schedule.

Rookie of the Year will receive the John A. Daley Memorial Trophy.

NHL awards former Richmond goaltender Jamie McLennan the Bill Masterton Memorial Trophy.

1998-99 - Raleigh transferred to Augusta and renamed Augusta Lynx. Louisville transferred to Miami and renamed Miami Matadors. Florida Everblades and Greenville Grrrowl added, making ECHL a 27-team league.

All-Star Game played in Biloxi, Mississippi and televised nationally on ESPN2.

Teams played a 70-game schedule.

1999-2000 - Chesapeake transferred to Jackson and renamed Jackson Bandits. Columbus and Miami granted voluntary suspension. Arkansas RiverBlades, Greensboro Generals and Trenton Titans added, making ECHL a 28-team league.

Teams played 70-game schedule.

Former Raleigh left wing Krzysztof Oliwa becomes second former ECHL player to have name engraved on Stanley Cup as member of New Jersey Devils.

NHL awards former Hampton Roads goaltender Olaf Kolzig the Vezina Trophy.

2000-01 - Hampton Roads, Huntington and Jacksonville granted voluntary suspension, making ECHL a 25-team league.

Teams played a 72-game schedule.

Former Chesapeake and Wheeling goaltender David Aebischer and Richmond defenseman Nolan Pratt become third and fourth former ECHL players to have name engraved on Stanley Cup as members of Colorado Avalanche. First time multiple ECHL players have been on Stanley Cup champion.

2001-02 - Birmingham transferred to Atlantic City and renamed Atlantic City Boardwalk Bullies. Miami transferred to Cincinnati and renamed Cincinnati Cyclones. Hampton Roads transferred to Columbus, Georgia and renamed Columbus Cottonmouths. Tallahassee relocated to Macon and renamed Macon Whoopee. Columbus, Ohio transferred to Reading and renamed Reading Royals. Columbia Inferno added, making ECHL a 29-team league.

Teams played a 72-game schedule.

Former Richmond goaltender Manny Legace becomes fifth former ECHL player to have name engraved on Stanley Cup as member of Detroit Red Wings.

2002-03 - Macon transferred to Lexington and renamed Lexington Men O' War. Mobile and New Orleans granted voluntary suspension, making ECHL a 27-team league.

Teams played a 72-game schedule.

Brian McKenna named President/CEO.

Former Johnstown center Brett McLean becomes 200th player to play in the National Hockey League after playing in the ECHL when he made his debut with the Chicago Blackhawks on Dec. 10.



League name changed from East Coast Hockey League to ECHL on May 19.

Former Cincinnati goaltender Corey Schwab becomes sixth former ECHL player to have name engraved on Stanley Cup as member of New Jersey Devils.

2003-04 - Huntington transferred to Beaumont and renamed Texas Wildcatters and Mobile transferred to Duluth and renamed Gwinnett Gladiators. Arkansas and Jacksonville returned their ECHL memberships.

ECHL expands into western United States with the addition of expansion members Alaska Aces, Bakersfield Condors, Fresno Falcons, Idaho Steelheads, Las Vegas Wranglers, Long Beach Ice Dogs and San Diego Gulls, making ECHL a 31-team league that has a national presence.

Teams played a 72-game schedule.

ECHL is first professional league in North America to mandate protective visors.

Eastern Conference champion will receive E.A. "Bud" Gingher Memorial Trophy.

Western Conference champion will receive Bruce Taylor Trophy.

ECHL Coach of the Year will receive the John Brophy Award.

Las Vegas Wranglers host Bakersfield Condors in first-ever "Midnight Madness" game in professional hockey history.

League announces that, beginning in 2004-05, The Hockey Company will be the primary equipment supplier for players and officials.

Former Atlantic City goaltender Matt Yeats becomes 250th player to play in the National Hockey League after playing in the ECHL when he made his debut with the Washington Capitals on Mar. 23.

Former Trenton left wing Ruslan Fedotenko, former Richmond defenseman Nolan Pratt and former Charlotte left wing Andre Roy bring the number of former ECHL players who have their name engraved on the Stanley Cup to nine as members of Tampa Bay Lightning. Pratt becomes first former ECHL player to have his name engraved twice. Former Johnstown radio announcer Dave Mishkin and former Johnstown equipment manager Dana Heinze also get names engraved.

2004-05 - Baton Rouge transferred to Victoria and renamed Victoria Salmon Kings becoming the first ECHL team based in Canada. Cincinnati and Columbus granted

voluntary suspension and memberships in Greensboro and Roanoke are terminated while Richmond voluntarily returns its membership, making ECHL a 28-team league.

Teams played a 72-game schedule.

American Conference champion will receive E.A. "Bud" Gingher Memorial Trophy.

National Conference champion will receive Bruce Taylor Trophy.

League announces referees and linesmen will wear numbers.

League welcomed 50 millionth fan on Mar. 11 when Carol Stewart of Biloxi, Miss. attended her first hockey game ever at the Mississippi Coast Coliseum.

Scott Gomez played for the Alaska Aces in his hometown of Anchorage during the NHL lockout and won league scoring title and was named Most Valuable Player.

2005-06 - Atlantic City transferred to Stockton and renamed Stockton Thunder, Bloomington transferred to Phoenix and renamed Phoenix RoadRunners and Lexington transferred to West Valley City and renamed Utah Grizzlies. Pee Dee granted voluntary suspension, Louisiana membership is terminated and Peoria joins American Hockey League. Mississippi forced to cancel season because of Hurricane Katrina and Texas forced to cancel season because of Hurricane Rita, making ECHL a 25-team league.

Teams played a 72-game schedule.

All-Star Game played in Fresno, Calif. and broadcast nationally on OLN.

Former Charlotte defenseman David Liffiton becomes 300th player to play in the National Hockey League after playing in the ECHL when he made his debut with the New York Rangers on Apr. 11.

Alaska Aces become second team in league history to win regular season championship and postseason championship in same season.

Former Wheeling coach Peter Laviolette becomes first ECHL coach to have his name engraved on Stanley Cup as head coach of Carolina Hurricanes while Chad LaRose and Andrew Hutchinson bring total number of former ECHL players on historic trophy to 11. Former Johnstown athletic trainer Chris Stewart also has name engraved.

2006-07 - Greenville membership terminated and San Diego voluntarily returns member-



ship. Cincinnati and Texas return from voluntary suspension, making ECHL a 25-team league.

Teams played a 72-game schedule.

All-Star Game played in Boise, Idaho and televised in over 31 million homes including being shown live for sixth year in a row on The NHL Network and NHL Center Ice.

For the seventh consecutive year the ECHL is represented on the Stanley Cup Champion with Anaheim assistant coach Dave Farrish, players Francois Beauchemin and George Parros and broadcasters John Ahlers and Steve Carroll. It is the second year in a row that a former ECHL coach is part of the NHL champion and the third consecutive year that there is more than one former ECHL player on the winning team. Farrish becomes the second former ECHL coach to have his name engraved on the historic trophy while Beauchemin and Parros are the 12th and 13th former ECHL players to have their name on the Stanley Cup.

2007-08 - Elmira granted expansion membership and Toledo granted voluntary suspension while new arena is built. Long Beach membership is terminated. Mississippi returns after missing two seasons in aftermath of Hurricanes Katrina and Rita, making ECHL a 25-team league.

Teams played a 72-game schedule.

ECHL celebrated 20th Anniversary and is the third-longest tenured professional hockey league behind only the National Hockey League and the American Hockey League.

ECHL All-Star Game played in Stockton, Calif. and televised live nationally on NHL Network for seventh season in a row.

ECHL represented on Stanley Cup champion for eighth year in a row by Aaron Downey, who becomes the 14th former ECHL player to be a member of the Stanley Cup winner.

Former Mississippi coach Bruce Boudreau is named the NHL Coach of the Year.

Twenty-six former ECHL players made their NHL debut, including six who played in both the ECHL and the NHL, raising the total number of players who have played in the NHL after the ECHL to 355, including 210 in the last seven seasons.

ECHL averaged over 4,000 for the fourth year in a row and the 16th time in the last 18 years while welcoming more than 3.75 million fans for the fifth straight season and the

11th time in the last 12 years.

Cincinnati won the Kelly Cup in front of an ECHL postseason record crowd of 12,722 at the 12,056-seat U.S. Bank Arena.

ECHL teams donated almost \$4 million to charitable organizations, including almost \$2 million in monetary contributions.

2008-09 - Texas transferred to Ontario and renamed Ontario Reign and Columbia granted a voluntary suspension. Pensacola membership is terminated.

Teams played a 72-game schedule.

ECHL All-Star Game played in Reading, Pa. and televised live nationally for eighth season in a row.

ECHL represented on Stanley Cup champion for ninth year in a row by Pittsburgh Penguins head coach Dan Bylsma, player Ruslan Fedotenko, equipment managers Dana Heinze and Dave Zeigler, athletic trainers Chris Stewart and Scott Adams and scout Derek Clancey.

Former ECHL goaltender Tim Thomas received the Vezina Trophy as the top goaltender in the National Hockey League and was also presented the William Jennings Trophy with teammate Manny Fernandez as the goaltenders finishing the season having surrendered the fewest goals.

Record 52 former ECHL players played their first NHL game, including eight who played in both the ECHL and the NHL, raising the total number of players who have played in the NHL after the ECHL to 407 including 151 in the last four seasons.

For the second year in a row the ECHL was the only minor professional hockey league to increase its attendance averaging 4,258 per game which is the highest average since 2005-06 and the second-highest average in the last eight seasons. ECHL averaged over 4,000 fans for fifth consecutive season and the 17th time in the last 19 years and drew more than 3 million fans for the 16th year in a row and reached the 3 million mark in the fewest number of games since 2005-06.

South Carolina won record third Kelly Cup championship beating the Alaska Aces 4-2 in Game 7 in front of a standing-room-only crowd of 6,610 at Sullivan Arena in Anchorage, Alaska. Stingrays won the coveted trophy the first time it was presented in 1997 and again in 2001 when they became the first two-time winner. South Carolina coach Jared Bednar is first player or coach to have his name engraved on the trophy three times as he was a player in 1997 and 2001.



Games 5 and 7 of the Finals were televised live on B2 Television and available in 33 million households in over 125 markets.

ECHL teams donated more than \$3.4 million to charitable organizations including over \$1.7 in monetary contributions. Teams have contributed over \$12.5 million to charity in the last four seasons.

2009-10 - Toledo returned after a two-year voluntary suspension while the Lucas County Downtown Arena was built and Kalamazoo was granted an expansion membership. Dayton, Mississippi, Myrtle Beach and Phoenix relinquish their memberships.

Teams played a 72-game schedule.

All-Star Game played in Ontario, Calif. and televised live nationally for the ninth season in a row.

ECHL represented on Stanley Cup champion for 10th year in a row by Chicago Blackhawks assistant coaches Mike Haviland and John Torchetti, developmental goaltending coach Wade Flaherty, senior director of hockey administration Al MacIsaac, general manager of minor league affiliations Mark Bernard and scout Ryan Stewart.

Thirty-six former ECHL players played their first NHL game, including five who played in both the ECHL and the NHL, raising the total number of players who have played in the NHL after the ECHL to 444 including 188 in the last five seasons.

For the third year in a row, the ECHL increased its attendance averaging 4,485 per game which is the highest average since the 1999-2000 season and the second-highest average in the last 11 years. The ECHL averaged over 4,000 fans for the sixth consecutive season and the 18th time in the last 20 years and drew more than 3 million fans for the 17th year in a row.

Cincinnati won its second Kelly Cup championship in three years, beating the Idaho Steelheads 2-1 in Game 5 in front of a standing-room only 13,438 fans at U.S. Bank Arena in Cincinnati, Ohio. The Cyclones made history during the American Conference Finals, becoming the first team in ECHL history to come back from a 3-0 series deficit to take the American Conference title from the Reading Royals.

ECHL teams donated more than \$3.6 million to charitable organizations including over \$1 million in monetary contributions. Teams have contributed over \$16.1 million to charity in the last five seasons.

2010-11 - Johnstown relocated to Greenville and renamed the Greenville Road Warriors while Charlotte joins American Hockey League.

Teams played a 72-game schedule.

All-Star Game played in Bakersfield, Calif. and televised nationally for the 10th season in a row.

Former Hampton Roads left wing Andrew Brunette becomes the first ECHL alum to play in 1,000 NHL games when he reached the milestone with the Minnesota Wild on Feb. 1

Alaska Aces right wing Wes Goldie becomes just seventh player in ECHL history to reach 300-goal plateau and the fifth player to play in at least 600 games.

ECHL represented on the Stanley Cup champion for 11th year in a row by Boston Bruins assistant coach Geoff Ward, players Rich Peverley, Michael Ryder and Tim Thomas, scout Tom McVie and radio broadcaster Dave Goucher. Thomas becomes first ECHL alum to win Conn Smythe Award as Most Valuable Player of the Stanley Cup Playoffs.

Thomas also was awarded the Vezina Trophy as the NHL's top goaltender marking the second time he has won the award in the last three seasons.

Former ECHL player and Pittsburgh Penguins head coach Dan Bylsma wins Jack Adams Award as NHL Coach of the Year.

Twenty-three former ECHL players played their first NHL game, including three who played in both the ECHL and NHL, bringing the total number of players who have played in the NHL after the ECHL to 467, including 211 in the last six seasons.

The ECHL averages 4,339 fans per game, marking the seventh consecutive season and the 19th time in the last 21 years that the ECHL has averaged more than 4,000 per game.

Alaska won its second Kelly Cup championship beating the Kalamazoo Wings 4 games to 1. The Aces become the fourth team in ECHL history to win the Brabham Cup and Kelly Cup in the same season.

ECHL teams donated more than \$3.6 million to charitable organizations including over \$1.3 million in monetary contributions. Teams have contributed over \$20 million in the last six seasons.

2011-12 - Chicago and Colorado granted expansion memberships while Victoria withdraws from the league making ECHL a 20-team league.

Teams played a 72-game schedule.

Alaska Aces right-wing Wes Goldie became the league's all-time leader in goals when he scored his 369th ECHL goal on March 24 at Ontario.

ECHL represented on the Stanley Cup champion for 12th year in a row by Los Angeles Kings assistant coach Jamie Kompon, players Dwight King, Jordan Nolan and Jonathan Quick, manager of communications/broadcasting Jeremy Zager and scouts Steve Greeley, Mark Mullen and Mark Yannetti. Quick becomes second consecutive ECHL alum to win Conn Smythe Trophy as Most Valuable Player of the Stanley Cup Playoffs.

Twenty-three former ECHL players played their first NHL game, including six who played in both the ECHL and NHL, bringing the total number of players who have played in the NHL after the ECHL to 490, including 234 in the last seven seasons.

The ECHL averages 4,281 fans per game, marking the eighth consecutive season and the 20th time in the last 22 years that the ECHL has averaged more than 4,000 per game.

Florida won its first Kelly Cup championship beating Las Vegas 4 games to 1.

ECHL teams donated more than \$2.6 million to charitable organizations bringing the total contribution over the last seven seasons to more than \$23 million.

2012-13 - Evansville, Fort Wayne, Orlando and San Francisco granted expansion memberships while Chicago withdraws from the league, making the ECHL a 23-team league.

ECHL celebrated its 25th Anniversary making it the third-longest tenured professional hockey league behind only the National Hockey League and the American Hockey League.



Teams played a 72-game schedule.

All-Star Game played in Loveland, Colo., and televised nationally for the 11th consecutive time.

ECHL represented on the Stanley Cup champion for the 13th year in a row with Chicago Blackhawks assistant coach Jamie Kompon, players Sheldon Brookbank and Daniel Carcillo, vice president/assistant to the president Al MacIsaac, director of pro scouting Ryan Stewart and general manager of minor league affiliations Mark Bernard.

Twenty-two former ECHL players played their first NHL game, bringing the total num-

ber of players to have played in the NHL after the ECHL to 512, including 256 in the last eight seasons.

The ECHL averages 4,695 fans per game, the highest single-season average since 1999-2000, and the ninth consecutive season and the 21st time in the last 23 years that the ECHL has averaged over 4,000 fans.

Reading wins its first Kelly Cup championship, defeating Stockton 4 games to 1 in the Kelly Cup Finals.

ECHL teams donated more than \$3.3 million to charitable organizations bringing the total contribution over the last eight years to more than \$27 million.

2013-14 - Trenton ceases operations making the ECHL a 22-team league.

Teams played a 72-game schedule.

ECHL represented on the Stanley Cup champion for the 14th year in a row with Los Angeles Kings assistant coach Davis Payne, players Kyle Clifford, Trevor Lewis, Martin Jones, Dwight King, Jordan Nolan and Jonathan Quick; manager of communications and broadcasting Jeremy Zager; and scouts Mark Mullen and Mark Yannetti.

Twenty-nine former ECHL players played their first NHL game, bringing the total number of players to have played in the NHL after the ECHL to 541, including 285 in the last nine seasons.

The ECHL averages 4,706 fans per game, the highest single-season average since 1999-2000, and the 10th consecutive season and the 22nd time in the last 24 years that the ECHL has averaged over 4,000 fans.

Alaska ties the ECHL record by winning its third Kelly Cup title in team history, defeating Cincinnati 4 games to 2 in the Kelly Cup Finals.

ECHL teams donated more than \$3.9 million to charitable organizations bringing the total contribution over the last nine years to more than \$31 million.

2014-15 - ECHL accepts expansion members in Allen, Brampton, Indy, Missouri, Quad City, Rapid City, Tulsa and Wichita while Las Vegas is granted a voluntary suspension making the ECHL a 28-team league.

Teams played a 72-game schedule.

All-Star Game played in Orlando, Fla. on Jan. 21, 2015 and televised nationally for the 12th consecutive time.

ECHL represented on the Stanley Cup champion for the 15th year in a row with Chicago Blackhawks vice president of hockey operations Al MacIsaac, general manager

192 - ECHL History

of minor league affiliations Mark Bernard, director of pro scouting Ryan Stewart, pro scout Derek Booth and players Scott Darling and Andrew Desjardins.

Twenty-eight former ECHL players played their first NHL game, bringing the total number of players to have played in the NHL after the ECHL to 569, including 313 in the last 10 seasons.

The ECHL averages 4,598 fans per game, the 11th consecutive season and the 23rd time in the last 25 years that the ECHL has averaged over 4,000 fans.

The Allen Americans won their first Kelly Cup title, defeating the South Carolina Stingrays 4 games to 3 in the Kelly Cup Finals.

ECHL teams donated more than \$5.6 million to charitable organizations bringing the total contribution over the last 10 years to more than \$37 million.

2015-16 - Bakersfield relocates to Norfolk, Va. as the Norfolk Admirals, Ontario relocates to Manchester, N.H. as the Manchester Monarchs and Stockton relocates to Glens Falls, N.Y. as the Adirondack Thunder while Las Vegas relinquishes its membership.

Teams played a 72-game schedule.

ECHL represented on the Stanley Cup champion for the 16th year in a row with Pittsburgh Penguins' player Tom Kuhnhackl, goalie development coach Mike Buckley, Vice President of Hockey Operations Jason Karmanos, Director of Pro Scouting Derek Clancey, Amateur Scout Warren Young, Head Athletic Trainer Chris Stewart and Head Equipment Manager Dana Heinze.

Thirty former ECHL players played their first NHL game, bringing the total number of players to have played in the NHL to 599, including 343 in the last 11 seasons.

The ECHL averages 4,385 fans per game, the 12th consecutive season and the 24th time in the last 26 years that the ECHL has averaged over 4,000 fans.

The Allen Americans became the first team to repeat as ECHL champions since the Toledo Storm in 1993 and 1994, defeating the Wheeling Nailers 4 games to 2 in the Kelly Cup Finals.

ECHL teams donated more than \$4 million to charitable organizations bringing the total contribution over the last 11 years to more than \$41 million.

2016-17 - Evansville is granted a Transfer of Home Territory to Owensboro, Ky. and is granted a Voluntary Suspension

for needed arena renovations making the ECHL a 27-team league.

Teams played a 72-game schedule.

The Adirondack Thunder hosted the 2017 ECHL All-Star Classic on Wednesday, Jan. 18 at the Glens Falls Civic Center. The game was televised nationally live on NHL Network.

ECHL represented on the Stanley Cup champion for the 17th year in a row with Pittsburgh Penguins' players Josh Archibald, Tom Kuhnhackl, Carter Rowney and Mark Streit, Goalie Development Coach Mike Buckley, Vice President of Hockey Operations Jason Karmanos, Director of Pro Scouting Derek Clancey, Amateur Scouts Ryan Bowness and Warren Young, Head Athletic Trainer Chris Stewart and Head Equipment Manager Dana Heinze.

Twenty-four former ECHL players played their first NHL game, bringing the total number of players to have played in the NHL after the ECHL to 623, including 367 in the last 12 seasons.

The ECHL averages 4,251 fans per game, the 13th consecutive season and the 25th time in the last 27 years that the ECHL has averaged over 4,000 fans.

The Colorado Eagles claimed their first-ever Kelly Cup championship with a 4 games to 0 victory over the South Carolina Stingrays in the 2017 Kelly Cup Finals.

ECHL teams donated more than \$3.8 million to charitable organizations bringing the total contribution over the last 12 years to more than \$45 million.

2017-18 - Worcester is granted an expansion Membership, while Owensboro is granted a Transfer of Home Territory to Jacksonville. Elmira withdraws its Membership and Alaska is granted a Voluntary Suspension, making the ECHL a 27-team league for its 30th Anniversary Season.



Teams played a 72-game schedule.

The ECHL welcomed Kyle McGhan as its 100 millionth fan on Nov. 10 at Wings Event Center in Kalamazoo.

The Indy Fuel hosted the 2018 ECHL All-Star Classic on Monday, Jan. 15 at the Indiana Farmers Coliseum. The game was televised nationally live on NHL Network.

Commissioner Brian McKenna announces that he will step down following the season after leading the ECHL for 16 seasons.

ECHL represented on the Stanley Cup champion for the 18th year in a row with Washington Capitals' players Jay Beagle, Philipp Grubauer and Braden Holtby, Associate Coach Todd Reirden, Professional Development Coach Olaf Kolzig, Pro Scout/Minor League Operations Jason Fitzsimmons, Manager of Hockey Analytics H.T. Lenz, Head Athletic Trainer Jason Serbus and Equipment Assistant Dave Marin. Beagle, who won the Kelly Cup title with Idaho in 2007, became first person to ever win a Kelly Cup, Calder Cup and Stanley Cup championship during his career.

Eighteen former ECHL players played their first NHL game, bringing the total number of players to have played in the NHL after the ECHL to 641, including 385 in the last 13 seasons.

The ECHL averages 4,424 fans per game, the 14th consecutive season and the 26th times in the last 28 years that the ECHL has averaged over 4,000 fans per game.

The Colorado Eagles became the fourth team in ECHL history to win back-to-back championships, defeating the Florida Everblades 4 games to 3 in the 2018 Kelly Cup Finals.

ECHL teams donated more than \$3.6 million to charitable organizations bringing the total contribution over the last 13 years to more than \$49 million.

2018-19 - Alaska is granted a Transfer of Home Territory to Portland, Maine, St. John's is granted an expansion Membership, Colorado withdraws from the league to join the American Hockey League and Quad City withdraws its Membership, making the ECHL a 27-team league.

Ryan Crelin, who initially joined the ECHL League staff in 2005, is named as the League's fourth commissioner.

Teams will play a 72-game schedule.

The Toledo Walleye will host the 2019 ECHL All-Stars Classic at the Huntington Center on Monday, Jan. 21, 2019.

2017-18 YEAR IN REVIEW**EASTERN CONFERENCE**

North Division	GP	W	L	T	PTS	PCT	GF	GA
Adirondack Thunder	72	41	24	7	89	0.618	233	221
Manchester Monarchs	72	41	25	6	88	0.611	257	214
Reading Royals	72	39	24	9	87	0.604	232	199
Worcester Railers	72	37	27	8	82	0.569	194	193
Wheeling Nailers	72	35	28	9	79	0.549	248	245
Brampton Beast	72	28	34	10	66	0.458	210	245

South Division	GP	W	L	T	PTS	PCT	GF	GA
Florida Everblades	72	53	13	6	112	0.778	261	171
South Carolina Stingrays	72	48	16	8	104	0.722	214	153
Orlando Solar Bears	72	33	30	9	75	0.521	212	228
Atlanta Gladiators	72	32	35	5	69	0.479	205	229
Jacksonville Icemen	72	26	39	7	59	0.410	203	246
Norfolk Admirals	72	26	39	7	59	0.410	211	269
Greenville Swamp Rabbits	72	24	40	8	56	0.389	202	284

WESTERN CONFERENCE

Central Division	GP	W	L	T	PTS	PCT	GF	GA
Toledo Walleye	72	50	17	5	105	0.729	242	170
Fort Wayne Komets	72	46	20	6	98	0.681	290	216
Cincinnati Cyclones	72	39	30	3	81	0.563	226	220
Indy Fuel	72	36	30	6	78	0.542	242	248
Kalamazoo Wings	72	34	31	7	75	0.521	251	251
Kansas City Mavericks	72	34	32	6	74	0.514	204	223
Quad City Mallards	72	25	42	5	55	0.382	196	295

Mountain Division	GP	W	L	T	PTS	PCT	GF	GA
Colorado Eagles	72	48	18	6	102	0.708	265	214
Idaho Steelheads	72	44	20	8	96	0.667	244	188
Allen Americans	72	35	29	8	78	0.542	235	232
Wichita Thunder	72	34	30	8	76	0.528	222	235
Tulsa Oilers	72	31	29	12	74	0.514	214	233
Utah Grizzlies	72	28	29	15	71	0.493	230	256
Rapid City Rush	72	25	41	6	56	0.389	203	268

2017-18 LEADERS

SCORING	GAMES	GOALS	ASSISTS	POINTS
Shawn Szydlowski, Fort Wayne	64	31	48	79
Jesse Schultz, Cincinnati	72	18	57	75
Matt Willows, Reading	72	32	42	74
Jordan LaVallee-Smotherman, Manchester	69	34	38	72
Garrett Thompson, Fort Wayne	67	29	42	71
Casey Pierro-Zabotel, Allen	72	19	50	69
Brodie Dupont, Norfolk	68	21	47	68
Michael Joly, Colorado	52	41	26	67
Gabriel Desjardins, Fort Wayne	58	33	34	67
Mitchell Heard, Florida	63	25	42	67
Stephen MacAulay, Florida	66	28	37	65
Matt Register, Colorado	72	17	48	65
Ralph Cuddemi, Wichita	69	33	31	64
Ryan Walters, Utah	63	29	34	63
John McCarron, Florida	66	29	34	63
Shane Conacher, Adirondack	55	20	43	63
Grant Besse, Norfolk	62	30	32	62
Brandon Marino, Brampton	72	20	42	62

SHOOTING PERCENTAGE	PCT	GOALS	GOALS
Michael Joly, Colorado	0.311	Michael Joly, Colorado	41
Troy Bourke, Adirondack	0.250	Justin Taylor, Kalamazoo	35
Alexandre Goulet, Jacksonville	0.243	Jordan LaVallee-Smotherman, Manchester	34
Matheson Iacopelli, Indy	0.231	Gabriel Desjardins, Fort Wayne	33
Justin Vaive, Cincinnati	0.224	Ralph Cuddemi, Wichita	33

GAME-WINNING GOALS	GWG	ASSISTS	ASSISTS
Michael Joly, Colorado	11	Jesse Schultz, Cincinnati	57
Reid Gardiner, Wheeling	8	Casey Pierro-Zabotel, Allen	50
Joe Cox, Florida	8	Nick Sorkin, Wheeling	49

POWER-PLAY GOALS	PPG	SHOTS	SHOTS
Jared VanWormer, Kansas City	14	Adam Pleskach, Tulsa	313
Josh Pitt, Kalamazoo	13	Matt Willows, Reading	306
Justin Vaive, Cincinnati	12	Ralph Cuddemi, Wichita	295
Michael Joly, Colorado	12	Matt Pohlkamp, Quad City	285

PENALTY MINUTES	MIN	MINOR PENALTIES	MIN
Garrett Clarke, Indy	259	Marcus Perrier, South Carolina	57
Kale Kessy, Tulsa	239	Tanner Eberle, Jacksonville	51
Garet Hunt, Jacksonville	221	Luke Sandler, Atlanta	50
Marcus Perrier, South Carolina	219		

SHORTHANDED GOALS	SHG	PLUS-MINUS	+/-
John McCarrons, Florida	5	Logan Roe, Florida	43
Chris Langkow, Worcester	4	Shawn Szydlowski, Fort Wayne	39
Brandon MacLean, Brampton	4	Matt Garbowsky, Colorado	38
Ryan Rupert, Indy	4	Gabriel Desjardins, Fort Wayne	35
James Henry, Adirondack	4		

196 - 2017-18 Year In Review

2017-18 ROOKIE LEADERS

SCORING	GAMES	GOALS	ASSISTS	POINTS
Grant Besse, Norfolk	62	30	32	62
Justin Parizek, Idaho	64	27	33	60
Justin Danforth, Cincinnati	44	28	31	59
Reid Gardiner, Wheeling	58	30	27	57
Joe Cox, Florida	70	22	32	52
Cam Brown, Wheeling	55	17	36	53
Brendan Bradley, Kalamazoo	72	15	38	53
Elgin Pearce, Jacksonville	61	23	27	50
Evan Jasper, Greenville	64	21	29	50
Daniel Leavens, Rapid City	66	15	34	49
Aaron Irving, Kalamazoo	60	15	33	48
Dante Salituro, Rapid City	53	23	24	47
Joey Ratelle, Colorado	70	23	24	47
Spencer Watson, Manchester	48	25	20	45
Jimmy Mullin, Kalamazoo	68	21	24	45
Austin Ortega, Utah	29	17	28	45
Michael Doherty, Manchester	68	20	24	44
Matt Pohlkamp, Quad City	70	19	25	44
J.J. Piccinich, Orlando	69	18	25	43
T.J. Melancon, Norfolk	58	15	28	43

SHOOTING PERCENTAGE	PCT	GOALS	GOALS
Alexandre Goulet, Jacksonville	0.243	Grant Besse, Norfolk	30
Matheson Iacopelli, Indy	0.231	Reid Gardiner, Wheeling	30
Matt Schmalz, Manchester	0.200	Justin Danforth, Cincinnati	28
Artur Tyanulin, Fort Wayne	0.194	Justin Parizek, Idaho	27
Keegan Kolesar, Quad City	0.188	Spencer Watson, Manchester	25

GAME-WINNING GOALS	GWG	ASSISTS	ASSISTS
Reid Gardiner, Wheeling	8	Brendan Bradley, Kalamazoo	38
Joe Cox, Florida	8	Cam Brown, Wheeling	36
Joey Ratelle, Colorado	6	Willie Raskob, Quad City	35
		Daniel Leavens, Rapid City	34

POWER-PLAY GOALS	PPG	SHOTS	SHOTS
Jared VanWormer, Kansas City	14	Matt Pohlkamp, Quad City	285
Austin Ortega, Utah	8	Grant Besse, Norfolk	231
Justin Danforth, Cincinnati	8	Reid Gardiner, Wheeling	222
Justin Parizek, Idaho	8		

PENALTY MINUTES	MIN	MINOR PENALTIES	MIN
Joey Ratelle, Colorado	200	Tanner Pond, Atlanta	49
Yanick Turcotte, Worcester	188	Mike McKee, Tulsa	38
Tanner Pond, Atlanta	163	Justin Parizek, Idaho	37

SHORTHANDED GOALS	SHG	PLUS-MINUS	+/-
several tied	3	Justin Danforth, Cincinnati	26
		Joe Cox, Florida	24
		Frank Hora, Reading	23

2017-18 DEFENSEMEN LEADERS

SCORING	GAMES	GOALS	ASSISTS	POINTS
Matt Register, Colorado	72	17	48	65
David Makowski, Allen	58	11	43	54
Eric Knodel, Cincinnati	57	13	39	52
Joel Chouinard, Allen	72	12	39	51
Aaron Irving, Kalamazoo	60	15	33	48
Nolan Zajac, Reading	72	16	29	45
Robin Press, Indy	52	10	34	44
T.J. Melancon, Norfolk	58	15	28	43
Desmond Bergin, Adirondack	65	15	28	43
Kyle Bushee, Kalamazoo	69	10	32	42
Jake Marto, Colorado	72	9	33	42
Taylor Richart, Utah	70	17	24	41
Colton Saucerman, Manchester	57	5	36	41
Patch Alber, Kansas City	71	5	35	40
Eric Kattelus, Kalamazoo	54	11	28	39
Ryan Culkin, Fort Wayne	53	11	27	38
Willie Raskob, Quad City	70	3	35	38
Jeremy Beaudry, Wichita	69	13	24	37
Bryce Aneloski, Kansas City	70	5	32	37
Travis Brown, Wichita	67	10	26	36

SHOOTING PERCENTAGE	PCT	GOALS	GOALS
Nolan Zajac, Reading	0.133	Matt Register, Colorado	17
Kyle Follmer, Quad City	0.122	Taylor Richart, Utah	17
Patrick McCarron, Toledo	0.117	Nolan Zajac, Reading	16
T.J. Melancon, Norfolk	0.116		
Patrick McNally, Worcester	0.115		

GAME-WINNING GOALS	GWG	ASSISTS	ASSISTS
Eric Knodel, Cincinnati	5	Matt Register, Colorado	48
Paul Geiger, South Carolina	5	David Makowski, Allen	43
Desmond Bergin, Adirondack	5	Eric Knodel, Cincinnati	39
Cody Donaghey, Brampton	4	Joel Chouinard, Allen	39
		Colton Saucerman, Manchester	36

POWER-PLAY GOALS	PPG	SHOTS	SHOTS
Joel Chouinard, Allen	8	Bryce Aneloski, Kansas City	221
Robin Press, Indy	7	Jordan Henry, Brampton	217
Eric Knodel, Cincinnati	7	David Makowski, Allen	212
Eric Roy, Allen	7	Matt Register, Colorado	206
Matt Register, Colorado	7	Aaron Irving, Kalamazoo	198

PENALTY MINUTES	MIN	MINOR PENALTIES	MIN
Garrett Clarke, Indy	259	Marcus Perrier, South Carolina	57
Marcus Perrier, South Carolina	219	Garrett Clarke, Indy	47
Teigan Zahn, Colorado	185	Dan Milan, Wheeling	41
James Melindy, Utah	162	David Makowski, Allen	40

SHORTHANDED GOALS	SHG	PLUS-MINUS	+/-
Reggie Traccitto, Brampton	3	Logan Roe, Florida	43
Travis Brown, Wichita	2	Curtis Leonard, Fort Wayne	34
		Bobby Shea, Fort Wayne	32

198 - 2017-18 Year In Review

2017-18 GOALTENDING LEADERS

LEADING GOALTENDERS	GP	MIN	GAA	W	L	T	GA	SA	S%
Parker Milner, South Carolina	38	2191	1.86	28	7	3	68	952	0.929
Martin Ouellette, Florida	42	2520	2.02	33	5	3	85	1072	0.921
Jeff Jakaitis, South Carolina	28	1688	2.13	18	7	3	60	766	0.922
Mitch Gillam, Worcester	41	2402	2.15	23	14	2	86	1145	0.925
Joe Cannata, Colorado	28	1679	2.22	21	5	2	62	895	0.931
Pat Nagle, Toledo	50	2907	2.23	37	6	4	108	1415	0.911
John Muse, Reading	26	1578	2.24	19	5	2	59	854	0.931
Callum Booth, Florida	28	1689	2.41	19	6	3	68	767	0.911
Philippe Desrosiers, Idaho	36	2106	2.51	23	9	3	88	1010	0.913
Devin Williams, Tulsa	38	1963	2.54	15	11	5	83	1038	0.920
Branden Komm, Reading	29	1593	2.60	14	9	4	69	834	0.917
Charles Williams, Manchester	42	2391	2.68	22	12	5	107	1218	0.912
Kevin Carr, Utah	29	1637	2.71	12	11	6	74	810	0.909
Michael Houser, Fort Wayne	45	2552	2.73	28	11	4	116	1279	0.915
Cal Heeter, Orlando	43	2368	2.74	19	15	6	108	1267	0.910
Eamon McAdam, Worcester	29	1690	2.84	13	10	6	80	893	0.910
Garrett Bartus, Fort Wayne	27	1517	2.85	17	6	1	72	744	0.903
Etienne Marcoux, Indy	38	2106	2.94	22	12	2	103	1254	0.918
Dan Vladar, Atlanta	41	2309	2.96	17	18	2	114	1279	0.911
Shane Starrett, Wichita	38	2016	3.01	17	14	3	101	1152	0.912

WINS

Pat Nagle, Toledo	37
Martin Ouellette, Florida	33
Parker Milner, South Carolina	28
Michael Houser, Fort Wayne	28

WINS

37
33
28
28

LOSSES

Ty Rimmer, Greenville	23
Ty Reichenbach, Norfolk	22
Joel Martin, Kalamazoo	21
Austin Lotz, Jacksonville	19

LOSSES

23
22
21
19

MINUTES

Joel Martin, Kalamazoo	2,930
Pat Nagle, Toledo	2,907
Michael Houser, Fort Wayne	2,552
Ty Reichenbach, Norfolk	2,520

MIN

2,930
2,907
2,552
2,520

SHUTOUTS

Mitch Gillam, Worcester	5
Tomas Sholl, Idaho	4
Devin Williams, Tulsa	4
Martin Ouellette, Florida	4

SO

5
4
4
4

SAVES

Ty Reichenbach, Norfolk	1,463
Joel Martin, Kalamazoo	1,396
Pat Nagle, Toledo	1,307
Ty Rimmer, Greenville	1,260

SAVES

1,463
1,396
1,307
1,260

SAVE PCT.

John Muse, Reading	0.931
Joe Cannata, Colorado	0.931
Parker Milner, South Carolina	0.929
Mitch Gillam, Worcester	0.925

PCT

0.931
0.931
0.929
0.925

SHOOTOUT WINS

Joe Cannata, Colorado	5
Ivan Kulbakov, Quad City	4
Philippe Desrosiers, Idaho	4
Mitch Gillam, Worcester	4

WINS

5
4
4
4

SHOOTOUT SAVE PCT.

John Muse, Reading	1.000
Matt Tomkins, Indy	1.000
Steve Michalek, Rapid City	1.000

PCT

1.000
1.000
1.000

2016-17 YEAR IN REVIEW**WESTERN CONFERENCE**

Central Division	GP	W	L	T	PTS	PCT	GF	GA
Toledo Walleye	72	51	17	4	106	0.736	302	191
Fort Wayne Komets	72	45	19	8	98	0.681	264	210
Quad City Mallards	72	40	28	4	84	0.583	232	220
Kalamazoo Wings	72	38	30	4	80	0.556	222	237
Tulsa Oilers	72	27	37	8	62	0.431	194	241
Indy Fuel	72	23	42	7	53	0.368	196	290
Wichita Thunder	72	21	44	7	49	0.340	189	278

Mountain Division	GP	W	L	T	PTS	PCT	GF	GA
Allen Americans	72	49	17	6	104	0.722	294	203
Colorado Eagles	72	47	20	5	99	0.688	265	206
Idaho Steelheads	72	43	22	7	93	0.646	234	206
Utah Grizzlies	72	36	29	7	79	0.549	225	240
Missouri Mavericks	72	33	30	9	75	0.521	233	241
Alaska Aces	72	32	30	10	74	0.514	219	230
Rapid City Rush	72	26	38	8	60	0.417	215	256

EASTERN CONFERENCE

North Division	GP	W	L	T	PTS	PCT	GF	GA
Adirondack Thunder	72	41	20	11	93	0.646	266	218
Reading Royals	72	41	25	6	88	0.611	255	217
Brampton Beast	72	40	24	8	88	0.611	263	256
Manchester Monarchs	72	37	24	11	85	0.590	264	252
Wheeling Nailers	72	34	30	8	76	0.528	244	239
Elmira Jackals	72	17	47	8	42	0.292	171	279

South Division	GP	W	L	T	PTS	PCT	GF	GA
Florida Everblades	72	46	21	5	97	0.674	275	219
Greenville Swamp Rabbits	72	40	26	6	86	0.597	251	252
South Carolina Stingrays	72	40	28	4	84	0.583	227	211
Orlando Solar Bears	72	36	26	10	82	0.569	260	258
Cincinnati Cyclones	72	36	29	7	79	0.549	200	209
Atlanta Gladiators	72	27	37	8	62	0.431	234	278
Norfolk Admirals	72	26	40	6	58	0.403	214	271

Scoring Leaders	GP	G	A	PTS
Chad Costello, Allen	72	33	89	122
Casey Pierro-Zabotel, Colorado	72	24	64	88
Shane Berschbach, Toledo	70	18	68	86
Brant Harris, Florida	67	32	51	83
David Vallorani, Brampton	72	32	51	83
David Pacan, Brampton	67	41	41	82
Matt Garbowsky, Colorado	72	36	45	81
Brendan O'Donnell, Florida	61	41	39	80
Luke Salazar, Colorado	72	30	47	77
Angelo Miceli, Greenville	68	22	55	77

Goaltending Leaders	GP	MIN	GAA	W	L	T	GA	SA	S%
Landon Bow, Idaho	27	1556	2.08	19	6	2	54	807	0.933
Riley Gill, Allen	43	2376	2.22	32	7	2	88	1364	0.935
Jake Paterson, Toledo	49	2919	2.28	34	13	2	11	1350	0.918
J.P. Anderson, Adirondack	30	1653	2.47	19	4	4	68	825	0.918
Michael Houser, Cincinnati	41	2300	2.58	22	14	3	99	1215	0.919
Clarke Saunders, Colorado	38	2218	2.60	28	7	2	96	1106	0.913
Jamie Phillips, Tulsa	31	1871	2.63	19	10	2	82	945	0.913
Garrett Bartus, Fort Wayne	33	1745	2.68	21	7	1	78	822	0.905

200 - 2015-16 Year In Review

2015-16 YEAR IN REVIEW

WESTERN CONFERENCE

Midwest Division	GP	W	L	T	PTS	PCT	GF	GA
Fort Wayne Komets	72	40	23	9	89	0.618	240	200
Cincinnati Cyclones	72	36	27	9	81	0.563	222	210
Quad City Mallards	72	37	29	6	80	0.556	203	203
Indy Fuel	72	32	36	4	68	0.472	174	201
Evansville IceMen	72	29	33	10	68	0.472	207	242

Central Division	GP	W	L	T	PTS	PCT	GF	GA
Missouri Mavericks	72	52	15	5	109	0.757	234	162
Allen Americans	72	41	24	7	89	0.618	222	204
Tulsa Oilers	72	37	30	5	79	0.549	191	191
Wichita Thunder	72	18	41	13	49	0.340	150	240

West Division	GP	W	L	T	PTS	PCT	GF	GA
Colorado Eagles	72	41	27	4	86	0.597	232	193
Idaho Steelheads	72	38	24	10	86	0.597	203	187
Utah Grizzlies	72	39	23	6	84	0.583	223	206
Rapid City Rush	72	30	35	7	67	0.465	177	210
Alaska Aces	72	27	38	7	61	0.424	189	237

EASTERN CONFERENCE

East Division	GP	W	L	T	PTS	PCT	GF	GA
Manchester Monarchs	72	39	24	9	87	0.604	222	213
Adirondack Thunder	72	38	28	6	82	0.569	197	189
Reading Royals	72	36	26	10	82	0.569	222	194
Elmira Jackals	72	37	30	5	79	0.549	206	214
Norfolk Admirals	72	30	37	5	65	0.451	201	232

North Division	GP	W	L	T	PTS	PCT	GF	GA
Toledo Walleye	72	47	20	5	99	0.688	225	174
Wheeling Nailers	72	37	26	9	83	0.576	214	211
Kalamazoo Wings	72	38	28	6	82	0.569	233	230
Brampton Beast	72	23	38	11	57	0.396	179	255

South Division	GP	W	L	T	PTS	PCT	GF	GA
South Carolina Stingrays	72	44	18	10	98	0.681	224	162
Florida Everblades	72	46	23	3	95	0.660	226	175
Orlando Solar Bears	72	33	30	9	75	0.521	224	232
Atlanta Gladiators	72	34	31	7	75	0.521	189	224
Greenville Swamp Rabbits	72	29	33	10	68	0.472	205	243

Scoring Leaders	GP	G	A	PTS
Chad Costello, Allen	72	24	79	103
Trent Daavettilla, Colorado	72	25	55	80
Shawn Szydlowski, Fort Wayne	62	25	50	75
Riley Brace, Wheeling	56	26	41	67
Shane Berschbach, Toledo	61	24	43	67
Matt Willows, Florida	71	23	43	66
Jack Downing, Cincinnati	72	32	32	64
Ludwig Blomstrand, Kalamazoo	71	29	34	63
Peter Sivak, Alaska	61	22	41	63
Derek Nesbitt, Atlanta	72	28	34	62
David Pacan, South Carolina	69	20	42	62

Goaltending Leaders	GP	MIN	GAA	W	L	T	GA	SA	S%
Josh Robinson, Missouri	32	1884	1.88	28	2	1	59	849	0.931
Vitek Vaneccek, South Carolina	32	1867	2.03	18	7	6	63	760	0.917
Martin Ouellette, Reading	31	1797	2.10	17	10	3	63	807	0.922
Mark Dekanich, South Carolina	35	2004	2.16	20	9	4	72	964	0.925
Jeff Lerg, Toledo	42	2514	2.17	28	11	3	91	1216	0.925
Parker Milner, Missouri	26	1549	2.17	17	7	1	56	742	0.925
Anthony Peters, Florida	46	2675	2.20	27	15	2	98	1231	0.920
Jake Paterson, Toledo	30	1766	2.21	18	9	2	65	845	0.923

2014-15 YEAR IN REVIEW**WESTERN CONFERENCE**

Pacific Division	GP	W	L	T	PTS	PCT	GF	GA
Idaho Steelheads	72	48	18	6	102	0.708	258	187
Ontario Reign	72	43	19	10	96	0.667	239	184
Colorado Eagles	72	41	23	8	90	0.625	236	209
Utah Grizzlies	72	37	27	8	82	0.569	213	219
Alaska Aces	72	35	30	7	77	0.535	237	233
Bakersfield Condors	72	26	38	8	60	0.417	202	265
Stockton Thunder	72	21	49	2	44	0.306	199	296

Central Division	GP	W	L	T	PTS	PCT	GF	GA
Allen Americans	72	48	14	10	106	0.736	292	203
Rapid City Rush	72	37	28	7	81	0.562	218	206
Quad City Mallards	72	37	28	7	81	0.562	205	186
Tulsa Oilers	72	37	29	6	80	0.556	248	244
Wichita Thunder	72	32	31	9	73	0.507	213	240
Missouri Mavericks	72	28	35	9	65	0.451	192	231
Brampton Beast	72	23	46	3	49	0.340	181	298

EASTERN CONFERENCE

East Division	GP	W	L	T	PTS	PCT	GF	GA
Florida Everblades	72	49	16	7	105	0.729	267	208
South Carolina Stingrays	72	45	20	7	97	0.674	224	163
Reading Royals	72	45	21	6	96	0.667	259	210
Orlando Solar Bears	72	37	25	10	84	0.583	236	215
Greenville Road Warriors	72	39	29	4	82	0.569	216	215
Elmira Jackals	72	32	33	7	71	0.493	186	217
Gwinnett Gladiators	72	20	45	7	47	0.326	174	263

North Division	GP	W	L	T	PTS	PCT	GF	GA
Toledo Walleye	72	50	15	7	107	0.743	281	182
Fort Wayne Komets	72	48	18	6	102	0.708	251	200
Kalamazoo Wings	72	36	30	6	78	0.542	226	233
Wheeling Nailers	72	37	33	2	76	0.528	210	213
Cincinnati Cyclones	72	31	30	11	73	0.507	195	212
Indy Fuel	72	31	30	11	73	0.507	197	221
Evansville IceMen	72	15	48	9	39	0.271	169	272

Scoring Leaders	GP	G	A	PTS
Chad Costello, Allen	72	41	84	125
Wade MacLeod, Idaho	72	38	42	80
Jesse Schultz, Rapid City	70	34	43	77
Brendan Connolly, Alaska	62	31	46	77
Drew Fisher, Tulsa	68	18	59	77
Jack Combs, Cincinnati	47	31	45	76
Shawn Szydlowski, Fort Wayne	57	38	36	74
Tyler Barnes, Toledo	71	34	40	74
Gary Steffes, Allen	63	44	29	73
Adam Brace, Florida	71	35	37	72

Goaltending Leaders	GP	MIN	GAA	W	L	T	GA	SA	S%
Jeff Jakaitis, South Carolina	37	2176	1.96	26	8	2	71	938	0.924
Parker Milner, Quad City	43	2497	2.28	24	14	3	95	1191	0.920
Garret Sparks, Orlando	36	1946	2.34	21	7	3	76	1191	0.936
Jeff Lerg, Toledo	45	2635	2.37	32	9	3	104	1300	0.920
Jussi Olkinuora, Ontario	43	2560	2.41	27	9	6	103	1225	0.916
Roman Will, Fort Wayne	29	1745	2.41	17	8	4	70	881	0.921
Olivier Roy, Idaho	40	2262	2.44	25	10	3	92	1037	0.911

202 - 2013-14 Year In Review

2013-14 YEAR IN REVIEW**WESTERN CONFERENCE**

Pacific Division	GP	W	L	T	PTS	PCT	GF	GA
Ontario Reign	71	44	20	7	95	0.669	215	191
Bakersfield Condors	72	36	30	6	78	0.542	197	202
Stockton Thunder	72	33	31	8	74	0.514	224	235
Las Vegas Wranglers	72	20	44	8	48	0.333	174	248
Mountain Division	GP	W	L	T	PTS	PCT	GF	GA
Alaska Aces	71	45	19	7	97	0.683	243	164
Utah Grizzlies	71	38	24	9	85	0.599	187	173
Idaho Steelheads	72	39	26	7	85	0.590	223	212
Colorado Eagles	71	33	26	12	78	0.549	211	218

EASTERN CONFERENCE

Atlantic Division	GP	W	L	T	PTS	PCT	GF	GA
Reading Royals	72	46	22	4	96	0.667	229	182
Wheeling Nailers	72	39	27	6	84	0.583	216	196
Elmira Jackals	72	24	40	8	56	0.389	176	252
North Division	GP	W	L	T	PTS	PCT	GF	GA
Kalamazoo Wings	72	42	22	8	92	0.639	224	197
Cincinnati Cyclones	72	41	23	8	90	0.625	247	204
Fort Wayne Komets	72	36	24	12	84	0.583	215	215
Evansville IceMen	72	31	30	11	73	0.507	226	237
Toledo Walleye	72	21	44	7	49	0.340	193	268
South Division	GP	W	L	T	PTS	PCT	GF	GA
South Carolina Stingrays	72	43	23	6	92	0.639	197	173
Orlando Solar Bears	72	43	24	5	91	0.632	225	219
Greenville Road Warriors	72	39	27	6	84	0.583	220	208
Florida Everblades	72	37	27	8	82	0.569	240	222
Gwinnett Gladiators	72	29	38	5	63	0.438	203	227

Scoring Leaders	GP	G	A	PTS
Brandon Marino, Fort Wayne	72	30	58	88
Peter Sivak, Alaska	67	31	52	83
Mickey Lang, Orlando	61	44	33	77
Nick Mazzolini, Alaska	69	25	47	72
Andrew Rowe, Greenville	64	31	35	66
Kyle Ostrow, Colorado	64	28	38	66
Trent Daavettila, Colorado	63	22	44	66
Joey Martin, Stockton	65	21	45	66
Peter Boyd, South Carolina	63	25	38	63
Kevin Ulanski, Colorado	69	23	40	63

Goaltending Leaders	GP	MIN	GAA	W	L	T	GA	SA	S%
Laurent Brossoit, Bakersfield	38	2205	2.01	26	9	2	74	997	0.926
Igor Bobkov, Utah	29	1768	2.04	17	8	4	60	761	0.921
Michael Hutchinson, Ontario	28	1671	2.08	22	4	2	58	737	0.921
Aaron Dell, Utah	29	1735	2.14	19	7	3	62	774	0.920
Jeff Jakaitis, South Carolina	40	2391	2.16	24	12	3	86	1124	0.931
Mike Condon, Wheeling	39	2315	2.18	23	12	4	84	1210	0.916
Jordan Binnington, Kalamazoo	40	2398	2.35	23	13	3	94	1199	0.922

2012-13 YEAR IN REVIEW**WESTERN CONFERENCE**

Pacific Division	GP	W	L	T	PTS	PCT	GF	GA
Ontario Reign	72	46	19	7	99	0.688	246	192
Stockton Thunder	72	37	26	9	83	0.576	223	216
Las Vegas Wranglers	72	37	30	5	79	0.549	196	192
San Francisco Bulls	72	25	38	9	59	0.410	191	252
Bakersfield Condors	72	22	44	6	50	0.347	171	247

Mountain Division	GP	W	L	T	PTS	PCT	GF	GA
Alaska Aces	72	49	15	8	106	0.736	228	172
Idaho Steelheads	72	45	20	7	97	0.674	262	198
Colorado Eagles	72	34	31	7	75	0.521	239	224
Utah Grizzlies	72	29	30	13	71	0.493	217	277

EASTERN CONFERENCE

Atlantic Division	GP	W	L	T	PTS	PCT	GF	GA
Reading Royals	72	46	19	7	99	0.688	246	185
Elmira Jackals	72	40	25	7	87	0.604	247	220
Wheeling Nailers	72	31	29	13	74	0.514	193	225
Trenton Titans	72	32	32	8	72	0.500	226	247

North Division	GP	W	L	T	PTS	PCT	GF	GA
Cincinnati Cyclones	72	42	22	8	92	0.639	227	195
Toledo Walleye	72	37	26	9	83	0.576	224	195
Kalamazoo Wings	72	34	30	8	76	0.528	205	215
Fort Wayne Komets	72	33	35	4	70	0.486	205	246
Evansville IceMen	72	25	40	7	57	0.396	207	272

South Division	GP	W	L	T	PTS	PCT	GF	GA
Gwinnett Gladiators	72	43	26	3	89	0.618	211	191
Florida Everblades	72	39	22	11	89	0.618	260	241
South Carolina Stingrays	72	38	26	8	84	0.583	198	171
Greenville Road Warriors	72	36	28	8	80	0.556	226	219
Orlando Solar Bears	72	28	37	7	63	0.438	197	253

Scoring Leaders	GP	G	A	PTS
Mathieu Roy, Florida	69	38	51	89
Michael Forney, Colorado	71	35	44	79
Jacob Cepis, Trenton	66	25	51	76
Matthew Pistilli, S.Carolina/Florida	74	25	50	75
Casey Pierro-Zabotel, Gwinnett	66	22	53	75
Brandon Marino, Fort Wayne	71	20	54	74
Yannick Tifu, Reading	72	27	45	72
Nick Mazzolini, Alaska	68	36	35	71
Kyle Kraemer, Ontario	71	30	41	71
Andrew Rowe, Elmira	66	28	43	71

Goaltending Leaders	GP	MIN	GAA	W	L	T	GA	SA	S%
Ryan Zapolski, South Carolina	40	2378	1.64	27	11	2	65	1130	0.942
Gerald Coleman, Alaska	32	1907	2.17	23	6	3	69	839	0.918
Mark Guggenberger, Alaska	39	2314	2.23	25	8	5	86	1052	0.918
Philipp Grubauer, Reading	26	1542	2.30	19	5	1	59	667	0.912
Mike Lee, Gwinnett	28	1550	2.35	14	12	1	62	697	0.911
Kent Simpson, Toledo	41	2387	2.36	20	14	5	91	1071	0.912
Joe Fallon, Las Vegas	49	2896	2.44	25	18	5	118	1359	0.913

204 - 2011-12 Year In Review

2011-12 YEAR IN REVIEW**WESTERN CONFERENCE**

Pacific Division	GP	W	L	T	PTS	PCT	GF	GA
Ontario Reign	72	43	21	8	94	0.653	242	193
Las Vegas Wranglers	72	42	22	8	92	0.639	235	198
Stockton Thunder	72	34	33	5	73	0.507	204	216
Bakersfield Condors	72	24	41	7	55	0.382	199	241
Mountain Division	GP	W	L	T	PTS	PCT	GF	GA
Alaska Aces	72	43	18	11	97	0.674	224	172
Colorado Eagles	72	38	28	6	82	0.569	250	252
Utah Grizzlies	72	33	33	6	72	0.500	183	223
Idaho Steelheads	72	31	32	9	71	0.493	194	236

EASTERN CONFERENCE

Atlantic Division	GP	W	L	T	PTS	PCT	GF	GA
Elmira Jackals	72	45	22	5	95	0.660	228	204
Wheeling Nailers	72	37	26	9	83	0.576	219	202
Reading Royals	72	36	28	8	80	0.556	229	235
Trenton Titans	72	21	41	10	52	0.361	211	271
North Division	GP	W	L	T	PTS	PCT	GF	GA
Kalamazoo Wings	72	38	26	8	84	0.583	264	237
Chicago Express	72	34	26	12	80	0.556	216	234
Cincinnati Cyclones	72	35	28	9	79	0.549	228	227
Toledo Walleye	72	28	38	6	62	0.431	189	258
South Division	GP	W	L	T	PTS	PCT	GF	GA
Gwinnett Gladiators	72	41	20	11	93	0.646	214	200
Greenville Road Warriors	72	41	25	6	88	0.611	232	215
Florida Everblades	72	39	26	7	85	0.590	260	218
South Carolina Stingrays	72	37	28	7	81	0.562	191	180

Scoring Leaders	GP	G	A	PTS
Dustin Gazley, Elmira	72	25	60	85
Adam Miller, Las Vegas	71	32	52	84
Justin Bowers, Greenville	69	19	59	78
Chad Costello, Colorado	47	29	47	76
Trent Daavettila, Kalamazoo	69	18	56	74
Yannick Tifu, Chicago/Reading	69	23	47	70
Dan Kissel, Alaska	70	35	33	68
Mathieu Aubin, Cincinnati	62	30	38	68
Kevin Ulanski, Colorado	56	27	41	68

Goaltending Leaders	GP	MIN	GAA	W	L	T	GA	SA	S%
Gerald Coleman, Alaska	27	1,644	1.93	18	5	4	53	714	0.926
Jeff Jakaitis, Gwinnett	26	1,538	2.03	17	6	2	52	739	0.930
Philipp Grubauer, South Carolina	43	2,536	2.22	23	13	5	94	1,151	0.918
Adam Courchaine, Alaska	34	2,022	2.37	19	10	5	80	868	0.908
Joe Fallon, Las Vegas	47	2,739	2.39	30	10	4	109	1,244	0.912
Chris Carrozzi, Colorado/Ontario	30	1,669	2.41	17	7	4	67	822	0.918
John Muse, Florida	25	1,489	2.42	16	6	3	60	750	0.920

2010-11 YEAR IN REVIEW**WESTERN CONFERENCE**

Pacific Division	GP	W	L	T	PTS	PCT	GF	GA
Bakersfield Condors	72	41	27	4	86	0.597	222	210
Stockton Thunder	72	37	23	12	86	0.597	232	210
Las Vegas Wranglers	72	38	29	5	81	0.562	216	203
Ontario Reign	72	27	39	6	60	0.417	195	269

Mountain Division	GP	W	L	T	PTS	PCT	GF	GA
Alaska Aces	72	47	22	3	97	0.674	241	174
Idaho Steelheads	72	32	27	13	77	0.535	225	217
Utah Grizzlies	72	33	32	7	73	0.507	189	227
Victoria Salmon Kings	72	32	36	4	68	0.472	217	234

EASTERN CONFERENCE

Atlantic Division	GP	W	L	T	PTS	PCT	GF	GA
Reading Royals	72	44	23	5	93	0.646	257	220
Elmira Jackals	72	32	30	10	74	0.514	249	264
Trenton Devils	72	27	37	8	62	0.431	218	257

North Division	GP	W	L	T	PTS	PCT	GF	GA
Kalamazoo Wings	72	44	23	5	93	0.611	255	223
Wheeling Nailers	72	38	29	5	81	0.562	230	210
Cincinnati Cyclones	72	33	29	10	76	0.528	199	299
Toledo Walleye	72	33	33	6	72	0.500	239	255

South Division	GP	W	L	T	PTS	PCT	GF	GA
Greenville Road Warriors	72	46	22	4	96	0.667	255	192
South Carolina Stingrays	72	37	29	6	80	0.556	194	204
Florida Everblades	72	37	30	5	79	0.549	236	222
Gwinnett Gladiators	72	30	34	8	68	0.472	203	250

Scoring Leaders	GP	G	A	PTS
Justin Donati, Elmira	63	27	67	94
Wes Goldie, Alaska	72	46	37	83
Mark Derlago, Idaho	67	45	36	81
Kory Karlander, Kalamazoo	71	34	46	80
Trent Daavettila, Kalamazoo	71	32	48	80
Ryan Ginand, Trenton	68	29	46	75
Francis Lemieux, Florida	56	28	45	73
Yannick Tifu, Elmira	64	28	45	73

Goaltending Leaders	GP	MIN	GAA	W	L	T	GA	SA	S%
Gerald Coleman, Alaska	46	2,735	2.19	30	15	1	100	1,148	0.913
Brian Stewart, Bakersfield	29	1,625	2.25	20	6	0	61	839	0.927
Dov Grumet-Morris, Greenville	24	1,446	2.32	15	8	1	56	717	0.922
Joe Fallon, Las Vegas	27	1,620	2.48	18	8	1	67	795	0.916
Adam Courchaine, Alaska	29	1,592	2.52	17	7	2	67	686	0.902
Michael Ouzas, Las Vegas	41	2,423	2.53	20	18	2	102	1,102	0.915
Bobby Goepfert, Florida	42	2,386	2.74	23	13	3	109	1,329	0.918

206 - 2009-10 Year in Review

2009-10 YEAR IN REVIEW**NATIONAL CONFERENCE**

Pacific Division	GP	W	L	T	PTS	PCT	GF	GA
Bakersfield Condors	72	38	29	5	81	0.562	232	243
Las Vegas Wranglers	72	34	30	8	76	0.528	234	257
Stockton Thunder	72	33	29	10	76	0.528	235	241
Ontario Reign	72	31	31	10	72	0.500	214	229

West Division	GP	W	L	T	PTS	PCT	GF	GA
Idaho Steelheads	72	48	17	7	103	0.715	260	191
Alaska Aces	72	36	28	8	80	0.556	232	240
Utah Grizzlies	72	34	29	9	77	0.535	260	253
Victoria Salmon Kings	72	34	32	6	74	0.514	230	243

AMERICAN CONFERENCE

East Division	GP	W	L	T	PTS	PCT	GF	GA
Elmira Jackals	72	37	26	9	83	0.576	275	231
Reading Royals	72	37	29	6	80	0.556	254	275
Trenton Devils	72	33	30	9	75	0.521	244	252
Johnstown Chiefs	72	18	43	11	47	0.326	215	307

North Division	GP	W	L	T	PTS	PCT	GF	GA
Kalamazoo Wings	72	42	20	10	94	0.653	273	243
Cincinnati Cyclones	72	44	25	3	91	0.632	235	200
Toledo Walleye	72	35	30	7	77	0.535	254	274
Wheeling Nailers	72	33	32	7	73	0.507	240	249

South Division	GP	W	L	T	PTS	PCT	GF	GA
Charlotte Checkers	72	43	21	8	94	0.653	253	223
South Carolina Stingrays	72	41	19	12	94	0.653	248	216
Florida Everblades	72	38	25	9	85	0.590	234	221
Gwinnett Gladiators	72	31	33	8	70	0.486	243	277

Scoring Leaders	GP	G	A	PTS
Tyler Donati, Elmira	67	38	76	114
Justin Donati, Elmira	65	42	62	104
Ryan Kinasewich, Utah	59	48	55	103
Mark Derlago, Idaho	60	42	50	92
Adam Miller, Las Vegas	72	33	53	86
A.J. Perry, Utah	67	30	48	78
Evan Barlow, Idaho	58	32	43	75

Goaltending Leaders	GP	MIN	GAA	W	L	T	GA	SA	S%
Richard Bachman, Idaho	35	2,028	2.28	22	7	4	77	852	0.910
Jeremy Smith, Cincinnati	42	2,468	2.63	23	15	2	108	1,074	0.899
Rejean Beauchemin, Idaho	39	2,279	2.63	25	10	1	100	930	0.892
Ryan Munce, Charlotte	44	2,511	2.77	26	14	1	116	1,339	0.913
Todd Ford, South Carolina	28	1,658	2.79	18	7	1	77	859	0.910
Robert Mayer, Cincinnati	31	1,750	2.81	19	10	0	82	740	0.889
Curtis Darling, Ontario	59	3,483	2.86	21	25	5	166	1,806	0.908

2008-09 YEAR IN REVIEW**NATIONAL CONFERENCE**

Pacific Division	GP	W	L	T	PTS	PCT	GF	GA
Ontario Reign	73	38	29	6	82	0.562	197	218
Las Vegas Wranglers	73	34	31	8	76	0.521	208	195
Bakersfield Condors	72	33	31	8	74	0.514	246	263
Stockton Thunder	72	32	33	7	71	0.493	210	237

West Division	GP	W	L	T	PTS	PCT	GF	GA
Alaska Aces	72	45	24	3	93	0.646	232	181
Idaho Steelheads	72	44	24	4	92	0.639	224	186
Victoria Salmon Kings	72	38	27	7	83	0.576	232	200
Utah Grizzlies	72	28	28	16	72	0.500	220	246
Phoenix RoadRunners	72	30	37	5	65	0.451	200	246

AMERICAN CONFERENCE

North Division	GP	W	L	T	PTS	PCT	GF	GA
Cincinnati Cyclones	72	41	26	5	87	0.604	256	231
Trenton Devils	72	40	25	7	87	0.604	236	206
Elmira Jackals	72	39	26	7	85	0.590	235	232
Wheeling Nailers	72	36	28	8	80	0.556	263	260
Johnstown Chiefs	72	37	30	5	79	0.549	228	232
Dayton Bombers	72	32	33	7	71	0.493	229	246
Reading Royals	72	24	42	6	54	0.375	211	269

South Division	GP	W	L	T	PTS	PCT	GF	GA
Florida Everblades	71	49	17	5	103	0.725	269	187
South Carolina Stingrays	71	42	23	6	90	0.634	249	187
Charlotte Checkers	71	34	29	8	76	0.535	217	224
Gwinnett Gladiators	72	31	35	6	68	0.472	214	246
Mississippi Sea Wolves	71	28	35	8	64	0.451	203	256

Scoring Leaders	GP	G	A	PTS
Kevin Baker, Florida	70	57	45	102
Bryan Ewing, Wheeling	67	43	48	91
Travis Morin, South Carolina	71	26	62	88
Bryan McGregor, Idaho	67	38	45	83
Dave Bonk, Bakersfield	60	31	51	82
Mark Derlago, Bakersfield	49	32	45	77
Petr Pohl, Johnstown	62	31	43	74

Goaltending Leaders	GP	MIN	GAA	W	L	T	GA	SA	S%
David Leggio, Florida	39	2,284	2.26	27	7	3	86	1,024	0.916
Jean-Philippe Lamoureux, Alaska	51	3,071	2.29	33	16	2	117	1,524	0.923
Gerald Coleman, Trenton	44	2,566	2.29	29	9	3	98	1,202	0.918
Matt Climie, Idaho	42	2,404	2.30	27	12	1	92	1,088	0.915
Jonathan Boutin, South Carolina	37	2,183	2.61	23	10	3	95	1,082	0.912
Rejean Beauchemin, Idaho	32	1,888	2.64	17	11	3	83	798	0.896
Todd Ford, Victoria	35	2,019	2.64	17	15	1	89	1,045	0.915

208 - 2007-08 Year In Review

2007-08 YEAR IN REVIEW**NATIONAL CONFERENCE**

Pacific Division	GP	W	L	T	PTS	PCT	GF	GA
Las Vegas Wranglers	72	47	13	12	106	.736	244	179
Fresno Falcons	72	42	22	8	92	.639	242	216
Bakersfield Condors	72	26	37	9	61	.424	230	280
Stockton Thunder	72	27	40	5	59	.410	200	250

West Division	GP	W	L	T	PTS	PCT	GF	GA
Victoria Salmon Kings	72	42	23	7	91	.632	256	239
Idaho Steelheads	72	40	22	10	90	.625	224	183
Alaska Aces	72	41	26	5	87	.604	245	229
Utah Grizzlies	72	32	30	10	74	.514	239	259
Phoenix RoadRunners	72	24	39	9	57	.396	208	265

AMERICAN CONFERENCE

North Division	GP	W	L	T	PTS	PCT	GF	GA
Cincinnati Cyclones	72	55	12	5	115	.799	292	178
Elmira Jackals	72	41	24	7	89	.618	245	219
Reading Royals	72	38	26	8	84	.583	247	233
Johnstown Chiefs	72	36	30	6	78	.542	235	234
Dayton Bombers	72	29	31	12	70	.486	201	229
Trenton Devils	72	29	36	7	65	.451	183	220
Wheeling Nailers	72	22	43	7	51	.354	186	284

South Division	GP	W	L	T	PTS	PCT	GF	GA
Texas Wildcatters	72	52	9	11	115	.799	266	177
South Carolina Stingrays	72	47	22	3	97	.674	256	192
Gwinnett Gladiators	72	44	23	5	93	.646	247	198
Florida Everblades	72	39	25	8	86	.597	230	196
Columbia Inferno	72	33	28	11	77	.535	217	227
Charlotte Checkers	72	34	31	7	75	.521	212	229
Augusta Lynx	72	32	35	5	69	.479	200	223
Mississippi Sea Wolves	72	29	40	3	61	.424	204	262
Pensacola Ice Pilots	72	19	44	9	47	.326	157	263

Scoring Leaders	GP	G	A	PTS
David Desharnais, Cincinnati	68	29	77	106
Jeff Campbell, Gwinnett	65	26	65	91
Travis Morin, South Carolina	68	34	50	84
Ash Goldie, Victoria	70	40	43	83
Benoit Doucet, Elmira	71	31	52	83
John McNabb, Texas	71	32	50	82
Josh Soares, Alaska	61	36	45	81

Goaltending Leaders	GP	MIN	GAA	W	L	T	GA	SA	S%
Anton Khudobin, Texas	27	1549	1.98	20	1	3	51	772	.934
Kevin Lalande, Las Vegas	27	1607	2.05	17	5	3	55	807	.932
Davis Parley, South Carolina	35	2090	2.30	24	9	0	80	1053	.924
Craig Kowalski, Gwinnett	44	2574	2.33	29	11	2	100	1301	.923
Kellen Briggs, Idaho	31	1802	2.36	17	11	2	71	884	.920
Dov Grumet-Morris, Cincinnati	26	1496	2.37	20	3	1	59	631	.914

2006-07 YEAR IN REVIEW**NATIONAL CONFERENCE**

Pacific Division	GP	W	L	T	PTS	PCT	GF	GA
Las Vegas Wranglers	72	46	12	14	106	.736	231	187
Bakersfield Condors	72	41	19	12	94	.653	270	236
Stockton Thunder	72	38	24	10	86	.597	225	197
Fresno Falcons	72	34	29	9	77	.535	195	197
Long Beach Ice Dogs	72	27	42	3	57	.396	209	267

West Division	GP	W	L	T	PTS	PCT	GF	GA
Alaska Aces	72	49	16	7	105	.729	270	176
Idaho Steelheads	72	42	24	6	90	.625	240	208
Victoria Salmon Kings	72	36	32	4	76	.528	239	249
Phoenix RoadRunners	72	27	40	5	59	.410	201	255
Utah Grizzlies	72	22	42	8	52	.361	184	294

AMERICAN CONFERENCE

North Division	GP	W	L	T	PTS	PCT	GF	GA
Dayton Bombers	72	37	26	9	83	.576	213	191
Toledo Storm	72	39	30	3	81	.563	211	220
Cincinnati Cyclones	72	37	29	6	80	.556	213	198
Trenton Titans	72	36	31	5	77	.535	250	242
Johnstown Chiefs	72	33	33	6	72	.500	216	232
Reading Royals	72	32	33	7	71	.493	221	235
Wheeling Nailers	72	32	34	6	70	.486	215	255

South Division	GP	W	L	T	PTS	PCT	GF	GA
Florida Everblades	72	44	22	6	94	.653	272	212
Texas Wildcatters	72	41	22	9	91	.632	265	222
Gwinnett Gladiators	72	41	24	7	89	.618	289	256
Charlotte Checkers	72	42	27	3	87	.604	252	220
Augusta Lynx	72	39	29	4	82	.569	258	265
South Carolina Stingrays	72	36	27	9	81	.563	250	251
Columbia Inferno	72	29	34	9	67	.465	217	256
Pensacola Ice Pilots	72	20	46	6	46	.319	233	318

Scoring Leaders	GP	G	A	PTS
Brad Schell, Gwinnett	63	25	85	110
Scott Mifsud, Gwinnett	70	26	68	94
Yannick Tifu, Phoenix/Dayton	78	28	61	89
Marty Flichel, Idaho	70	39	48	87
Kevin Baker, Texas	62	36	45	81
Derek Nesbitt, Idaho	66	30	51	81
Kimbi Daniels, Alaska	70	18	63	81

Goaltending Leaders	GP	MIN	GAA	W	L	T	GA	SA	S%
Mike McKenna, Las Vegas	38	2258	2.21	27	4	7	83	1048	.927
Derek Gustafson, Alaska	43	2536	2.37	29	11	3	100	1115	.918
Adam Berkhoeel, Dayton	43	2584	2.44	23	17	3	105	1056	.910
Ryan MacDonald, Fresno	39	2133	2.47	16	14	6	88	1076	.924
Cedrick Desjardins, Cincinnati	44	2647	2.54	24	19	1	112	1239	.917
Kevin Nastiuk, Las Vegas	32	1862	2.54	16	8	6	79	845	.915

2005-06 YEAR IN REVIEW**NATIONAL CONFERENCE**

Pacific Division	GP	W	L	T	PTS	PCT	GF	GA
Fresno Falcons	72	43	15	14	100	.694	230	205
Bakersfield Condors	72	40	26	6	86	.697	221	222
Long Beach Ice Dogs	72	36	27	9	81	.563	210	217
San Diego Gulls	72	34	30	8	76	.528	213	214
Stockton Thunder	72	18	40	14	50	.347	192	260

West Division	GP	W	L	T	PTS	PCT	GF	GA
Alaska Aces	72	53	12	7	113	.785	289	168
Las Vegas Wranglers	72	53	13	6	112	.778	267	176
Idaho Steelheads	72	43	21	8	94	.653	268	221
Utah Grizzlies	72	36	30	6	78	.542	235	236
Victoria Salmon Kings	72	26	37	9	61	.424	204	261
Phoenix RoadRunners	72	20	47	5	45	.313	156	263

AMERICAN CONFERENCE

North Division	GP	W	L	T	PTS	PCT	GF	GA
Toledo Storm	72	46	21	5	97	.674	244	189
Wheeling Nailers	72	45	21	6	96	.667	247	156
Reading Royals	72	42	23	7	91	.632	249	209
Johnstown Chiefs	72	30	26	16	76	.528	223	243
Trenton Titans	72	31	36	5	67	.465	166	214
Dayton Bombers	72	20	46	6	46	.319	193	275

South Division	GP	W	L	T	PTS	PCT	GF	GA
Gwinnett Gladiators	72	50	15	7	107	.743	304	208
Florida Everblades	72	48	20	4	100	.694	267	208
Greenville Grrrowl	72	45	24	3	93	.646	248	203
South Carolina Stingrays	72	32	25	15	79	.549	230	237
Charlotte Checkers	72	33	34	5	71	.493	232	254
Augusta Lynx	72	30	36	6	66	.458	216	255
Columbia Inferno	72	25	39	8	58	.403	209	290
Pensacola Ice Pilots	72	21	44	7	49	.340	194	293

Scoring Leaders	GP	G	A	PTS
Alex Leavitt, Alaska	72	26	65	91
Mike Scott, Alaska	72	37	50	87
D'Arcy McConvey, Idaho	58	39	47	86
Ryan Kinasewich, Utah	60	39	46	85
Jeff Campbell, Gwinnett	62	30	53	83

Goaltending Leaders	GP	MIN	GAA	W	L	T	GA	SA	S%
Drew MacIntyre, Toledo	33	1981	2.06	24	7	2	68	845	.926
Andy Franck, Wheeling	55	3214	2.28	33	15	5	122	1378	.919
Matt Underhill, Alaska	50	2979	2.28	36	10	3	113	1244	.917
Marc Magliarditi, Las Vegas	51	2985	2.47	34	11	5	123	1235	.909
Cody Rudkowsky, Reading	38	2291	2.51	24	11	3	96	1046	.916

2004-05 YEAR IN REVIEW**NATIONAL CONFERENCE**

North Division	GP	W	L	T	PTS	PCT	GF	GA
Reading Royals	72	43	22	7	93	.646	220	161
Trenton Titans	72	42	21	9	93	.646	213	197
Atlantic City Boardwalk Bullies	72	42	22	8	92	.639	205	189
Toledo Storm	72	41	26	5	87	.604	203	194
Peoria Rivermen	72	38	26	8	84	.583	213	177
Wheeling Nailers	72	38	29	5	81	.563	171	173
Johnstown Chiefs	72	22	36	14	58	.403	191	258
Dayton Bombers	72	23	40	9	55	.382	175	225

West Division	GP	W	L	T	PTS	PCT	GF	GA
Alaska Aces	72	45	19	8	98	.681	233	187
Long Beach Ice Dogs	72	43	20	9	95	.660	220	181
Idaho Steelheads	72	42	23	7	91	.632	223	183
Bakersfield Condors	72	40	22	10	90	.625	232	205
Fresno Falcons	72	39	25	8	86	.597	204	217
San Diego Gulls	72	35	29	8	78	.542	206	222
Las Vegas Wranglers	72	31	33	8	70	.486	201	199
Victoria Salmon Kings	72	15	52	5	35	.243	178	298

AMERICAN CONFERENCE

East Division	GP	W	L	T	PTS	PCT	GF	GA
Columbia Inferno	72	38	22	12	88	.611	199	186
South Carolina Stingrays	72	39	24	9	87	.604	230	219
Charlotte Checkers	72	39	26	7	85	.590	226	219
Greenville Grrrowl	72	39	28	5	83	.576	210	204
Pee Dee Pride	72	31	36	5	67	.465	203	219
Augusta Lynx	72	28	35	9	65	.451	188	237

South Division	GP	W	L	T	PTS	PCT	GF	GA
Pensacola Ice Pilots	72	51	16	5	107	.743	248	178
Florida Everblades	72	42	20	10	94	.653	237	192
Gwinnett Gladiators	72	40	24	8	88	.611	241	202
Mississippi Sea Wolves	72	39	24	9	87	.604	223	215
Louisiana IceGators	72	26	40	6	58	.403	192	266
Texas Wildcatters	72	17	44	11	45	.313	178	260

Scoring Leaders	GP	G	A	PTS
Scott Gomez, Alaska	61	13	73	86
Carl Mallette, Toledo	64	30	50	80
Jamie Johnson, Augusta	72	22	58	80
Chris Minard, Alaska	69	49	29	78
Joey Tenute, South Carolina	68	34	41	75

Goaltending Leaders	GP	MIN	GAA	W	L	T	GA	SA	S%
Dany Sabourin, Wheeling	27	1578	1.67	19	6	1	44	720	.942
Barry Brust, Reading	42	2413	1.96	27	9	4	79	1024	.928
Alfie Michaud, Peoria	48	2712	2.04	27	13	5	92	1201	.929
Tyler MacKay, Florida	27	1601	2.10	18	7	2	56	653	.921
Chris Madden, Long Beach	28	1598	2.14	19	5	2	57	908	.941

2003-04 YEAR IN REVIEW**EASTERN CONFERENCE**

Northern Division	GP	W	L	T	PTS	PCT	GF	GA
Wheeling Nailers	72	51	17	4	106	.736	259	188
Atlantic City Boardwalk Bullies	72	47	19	6	100	.694	242	159
Peoria Rivermen	72	45	18	9	99	.688	244	177
Johnstown Chiefs	72	45	20	7	97	.674	223	195
Reading Royals	72	37	25	10	84	.583	212	189
Trenton Titans	72	37	28	7	81	.563	222	193
Dayton Bombers	72	26	41	5	57	.396	187	271
Toledo Storm	72	23	38	11	57	.396	183	258
Cincinnati Cyclones	72	25	43	4	54	.375	175	223

Southern Division	GP	W	L	T	PTS	PCT	GF	GA
Columbia Inferno	72	44	20	8	96	.667	275	217
Roanoke Express	72	38	26	8	84	.583	219	232
Florida Everblades	72	37	25	10	84	.583	239	221
South Carolina Stingrays	72	39	28	5	83	.576	205	202
Greensboro Generals	72	40	30	2	82	.569	241	240
Charlotte Checkers	72	31	32	9	71	.493	206	230
Florence Pride	72	30	33	9	69	.479	210	254
Greenville Grrrowl	72	14	53	5	33	.229	177	281

WESTERN CONFERENCE

Central Division	GP	W	L	T	PTS	PCT	GF	GA
Louisiana IceGators	72	48	22	2	98	.681	235	167
Mississippi Sea Wolves	72	45	20	7	97	.674	256	200
Gwinnett Gladiators	72	42	22	8	92	.639	248	193
Pensacola Ice Pilots	72	40	23	9	89	.618	240	239
Columbus Cottonmouths	72	37	27	8	82	.569	214	197
Augusta Lynx	72	32	33	7	71	.493	203	234
Texas Wildcatters	72	22	44	6	50	.347	196	287

Pacific Division	GP	W	L	T	PTS	PCT	GF	GA
San Diego Gulls	72	49	13	10	108	.750	240	177
Las Vegas Wranglers	72	43	22	7	93	.646	227	186
Idaho Steelheads	72	40	23	9	89	.618	219	208
Alaska Aces	72	38	28	6	82	.569	220	210
Bakersfield Condors	72	25	38	9	59	.410	201	236
Fresno Falcons	72	23	43	6	52	.361	187	275
Long Beach Ice Dogs	72	23	44	5	51	.354	191	257

Scoring Leaders	GP	G	A	PTS
Tim Smith, Columbia	69	33	62	95
Steffon Walby, Mississippi	59	33	55	88
Brian McCullough, Florida	72	40	47	87
Louis Dumont, Mississippi	72	33	51	84
Louis Goulet, Augusta	72	32	52	84

Goaltending Leaders	GP	MIN	GAA	W	L	T	GA	SA	S%
Scott Stirling, Atlantic City	49	2954	1.91	31	13	5	94	1302	.933
Derek Gustafson, Louisiana	43	2499	2.09	28	14	0	87	1100	.927
Michael Garnett, Gwinnett	33	1936	2.14	21	10	2	69	865	.926
Trevor Koenig, San Diego	53	3155	2.17	37	7	8	114	1318	.920
Mike Valley, Peoria	37	2185	2.28	20	8	7	83	888	.915

2002-03 YEAR IN REVIEW**NORTHERN CONFERENCE****Northeast Division**

	GP	W	L	T	PTS	PCT	GF	GA
Atlantic City Boardwalk Bullies	72	41	19	12	94	.653	268	224
Greensboro Generals	72	42	21	9	93	.646	235	211
Roanoke Express	72	42	24	6	90	.625	265	239
Trenton Titans	72	38	24	10	86	.597	229	207
Charlotte Checkers	72	41	28	3	85	.590	262	234
Richmond Renegades	72	35	31	6	76	.528	240	239
Reading Royals	72	32	35	5	69	.479	261	303

Northwest Division

	GP	W	L	T	PTS	PCT	GF	GA
Toledo Storm	72	47	15	10	104	.722	247	196
Peoria Rivermen	72	48	17	7	103	.715	241	181
Cincinnati Cyclones	72	36	29	7	79	.549	257	236
Lexington Men O' War	72	34	31	7	75	.521	188	212
Johnstown Chiefs	72	28	33	11	67	.465	214	243
Wheeling Nailers	72	28	41	3	59	.410	193	261
Dayton Bombers	72	24	38	10	58	.403	191	247

SOUTHERN CONFERENCE**Southeast Division**

	GP	W	L	T	PTS	PCT	GF	GA
Columbia Inferno	72	47	23	2	96	.667	265	202
South Carolina Stingrays	72	42	22	8	92	.639	248	225
Pee Dee Pride	72	40	26	6	86	.597	244	213
Florida Everblades	72	35	23	14	84	.583	239	243
Greenville Grrrowl	72	28	36	8	64	.444	217	262
Augusta Lynx	72	27	39	6	60	.417	203	256
Columbus Cottonmouths	72	25	39	8	58	.403	197	270

Southwest Division

	GP	W	L	T	PTS	PCT	GF	GA
Mississippi Sea Wolves	72	44	24	4	92	.639	250	211
Louisiana IceGators	72	40	20	12	92	.639	249	210
Arkansas RiverBlades	72	37	24	11	85	.590	238	236
Jackson Bandits	72	38	26	8	84	.583	210	195
Pensacola Ice Pilots	72	33	30	9	75	.521	228	241
Baton Rouge Kingfish	72	20	43	9	49	.340	184	266

Scoring Leaders

	GP	G	A	PTS
Buddy Smith, Arkansas	72	30	74	104
Rejean Stringer, Columbia	72	37	59	96
Brian McCullough, Reading	69	39	56	95
Shawn McNeil, Louisiana	72	40	51	91
Steffon Walby, Mississippi	59	42	47	89

Goaltending Leaders

	GP	MIN	GAA	W	L	T	GA	SA	S%
Alfie Michaud, Peoria	30	1685	2.10	20	4	4	59	747	.927
Patrick Couture, Columbia	39	2235	2.42	27	11	0	90	998	.917
Adam Hauser, Jackson	34	2021	2.46	20	9	4	83	908	.916
Mike Smith, Lexington	27	1552	2.55	11	10	4	66	668	.910
Kyle Kettles, Louisiana	41	2438	2.61	21	12	7	106	1200	.919

2001-02 YEAR IN REVIEW**NORTHERN CONFERENCE**

Northeast Division	GP	W	L	T	PTS	PCT	GF	GA
Trenton Titans	72	46	16	10	102	.708	238	178
Charlotte Checkers	72	41	20	11	93	.646	256	207
Atlantic City Boardwalk Bullies	72	42	22	8	92	.639	233	209
Roanoke Express	72	35	26	11	81	.563	242	223
Richmond Renegades	72	32	30	10	74	.514	191	225
Reading Royals	72	27	36	9	63	.438	182	215
Greensboro Generals	72	23	41	8	54	.375	188	278

Northwest Division	GP	W	L	T	PTS	PCT	GF	GA
Dayton Bombers	72	40	20	12	92	.639	222	196
Peoria Rivermen	72	41	23	8	90	.625	206	179
Johnstown Chiefs	72	39	31	2	80	.556	220	232
Cincinnati Cyclones	72	36	30	6	78	.542	210	207
Wheeling Nailers	72	36	32	4	76	.528	213	208
Toledo Storm	72	28	34	10	66	.458	225	265

SOUTHERN CONFERENCE

Southeast Division	GP	W	L	T	PTS	PCT	GF	GA
Greenville Grrrowl	72	43	23	6	92	.639	231	198
Pee Dee Pride	72	41	25	6	88	.611	236	218
Columbia Inferno	72	36	22	14	86	.597	211	197
South Carolina Stingrays	72	39	26	7	85	.590	235	225
Florida Everblades	72	37	27	8	82	.569	207	221
Augusta Lynx	72	36	26	10	82	.569	218	224
Macon Whoopee	72	29	31	12	70	.486	194	228
Columbus Cottonmouths	72	24	37	11	59	.410	197	242

Southwest Division	GP	W	L	T	PTS	PCT	GF	GA
Louisiana IceGators	72	56	12	4	116	.806	261	156
Mississippi Sea Wolves	72	41	26	5	87	.604	251	232
Pensacola Ice Pilots	72	38	28	6	82	.569	247	242
Jackson Bandits	72	34	29	9	77	.535	187	202
New Orleans Brass	72	36	32	4	76	.528	211	209
Mobile Mysticks	72	28	26	18	74	.514	215	237
Arkansas RiverBlades	72	31	31	10	72	.500	189	206
Baton Rouge Kingfish	72	29	35	8	66	.458	187	244

Scoring Leaders	GP	G	A	PTS
Louis Dumont, Pensacola	72	32	70	102
Dave Seitz, South Carolina	72	44	54	98
Steffon Walby, Mississippi	63	42	51	93
Francois Fortier, Mississippi	71	36	55	91
Dany Bousquet, Pee Dee	72	35	56	91

Goaltending Leaders	GP	MIN	GAA	W	L	T	GA	SA	S%
Frederic Cloutier, Louisiana	36	2155	1.84	28	5	3	66	1132	.945
Dan Murphy, Trenton	45	2662	2.12	30	10	4	94	1089	.921
Marc Magliarditi, Louisiana	37	2204	2.26	28	7	1	83	1003	.924
Zac Bierk, Augusta	30	1748	2.33	16	9	3	68	841	.925
Sandy Allan, Pee Dee	27	1613	2.38	16	9	2	64	726	.919

2000-01 YEAR IN REVIEW**NORTHERN CONFERENCE**

Northeast Division	GP	W	L	T	PTS	PCT	GF	GA
Trenton Titans	72	50	18	4	104	.722	236	164
Roanoke Express	72	38	30	4	80	.556	231	195
Charlotte Checkers	72	34	26	12	80	.556	247	252
Richmond Renegades	72	35	31	6	76	.528	223	228
Greensboro Generals	72	26	39	7	59	.410	215	277

Northwest Division	GP	W	L	T	PTS	PCT	GF	GA
Peoria Rivermen	72	45	17	10	100	.694	238	182
Dayton Bombers	72	45	21	6	96	.667	247	194
Toledo Storm	72	37	27	8	82	.569	262	259
Johnstown Chiefs	72	28	36	8	64	.444	207	238
Wheeling Nailers	72	24	40	8	56	.389	192	277

SOUTHERN CONFERENCE

Southeast Division	GP	W	L	T	PTS	PCT	GF	GA
South Carolina Stingrays	72	42	23	7	91	.632	240	210
Florida Everblades	72	38	26	8	84	.583	236	242
Tallahassee Tiger Sharks	72	38	27	7	83	.576	248	219
Pee Dee Pride	72	38	28	6	82	.569	242	231
Augusta Lynx	72	36	29	7	79	.549	259	253
Greenville Grrrowl	72	34	33	5	73	.507	219	239

Southwest Division	GP	W	L	T	PTS	PCT	GF	GA
Louisiana IceGators	72	42	24	6	90	.625	237	209
Jackson Bandits	72	39	24	9	87	.604	206	209
Mobile Mysticks	72	38	28	6	82	.569	240	233
New Orleans Brass	72	35	25	12	82	.569	247	239
Arkansas RiverBlades	72	34	24	14	82	.569	237	232
Baton Rouge Kingfish	72	35	26	11	81	.563	216	225
Mississippi Sea Wolves	72	34	33	5	73	.507	221	218
Birmingham Bulls	72	28	40	4	60	.417	224	296
Pensacola Ice Pilots	72	27	40	5	59	.410	201	250

Scoring Leaders	GP	G	A	PTS
Scott King, Charlotte	72	40	61	101
Jeff Bes, Jackson/Pensacola	68	35	65	100
Andrew Williamson, Toledo	66	52	45	97
James Patterson, Toledo	65	40	56	96
Jamie Ling, Dayton	72	26	67	93

Goaltending Leaders	GP	MIN	GAA	W	L	T	GA	SA	S%
Curtis Sanford, Peoria	27	1511	1.91	15	7	4	48	591	.925
Scott Stirling, Trenton	48	2722	2.14	32	10	3	97	1148	.922
Alex Westlund, Dayton	29	1731	2.22	19	5	4	64	847	.930
Daniel Berthiaume, Roanoke	45	2603	2.40	26	17	1	104	1161	.918
Ron Vogel, New Orleans	28	1597	2.52	17	7	3	67	895	.930

1999-2000 YEAR IN REVIEW**NORTHERN CONFERENCE**

Northeast Division	GP	W	L	T	PTS	PCT	GF	GA
Roanoke Express	70	44	20	6	94	.671	221	181
Richmond Renegades	70	44	21	5	93	.664	258	205
Hampton Roads Admirals	70	44	22	4	92	.657	241	198
Trenton Titans	70	37	29	4	78	.557	233	199
Charlotte Checkers	70	25	38	7	57	.407	186	254
Greensboro Generals	70	20	43	7	47	.336	229	337

Northwest Division	GP	W	L	T	PTS	PCT	GF	GA
Peoria Rivermen	70	45	20	5	95	.679	273	216
Huntington Blizzard	70	35	25	10	80	.571	230	238
Johnstown Chiefs	70	33	28	9	75	.536	235	234
Dayton Bombers	70	32	28	10	74	.529	230	226
Wheeling Nailers	70	25	40	5	55	.393	202	246
Toledo Storm	70	22	41	7	51	.364	214	306

SOUTHERN CONFERENCE

Southeast Division	GP	W	L	T	PTS	PCT	GF	GA
Florida Everblades	70	53	15	2	108	.771	277	181
Pee Dee Pride	70	47	18	5	99	.707	233	175
Greenville Grrrowl	70	46	18	6	98	.700	277	198
South Carolina Stingrays	70	35	25	10	80	.571	253	242
Augusta Lynx	70	34	31	5	73	.521	243	248
Tallahassee Tiger Sharks	70	31	33	6	68	.486	256	261
Jacksonville Lizard Kings	70	27	34	9	63	.450	246	291

Southwest Division	GP	W	L	T	PTS	PCT	GF	GA
Louisiana IceGators	70	43	18	9	95	.679	281	241
Mobile Mysticks	70	40	28	2	82	.586	275	230
New Orleans Brass	70	36	27	7	79	.564	230	219
Mississippi Sea Wolves	70	35	27	8	78	.557	241	221
Pensacola Ice Pilots	70	35	29	6	76	.543	215	216
Baton Rouge Kingfish	70	33	32	5	71	.507	253	277
Jackson Bandits	70	32	32	6	70	.500	201	227
Birmingham Bulls	70	29	37	4	62	.443	255	297
Arkansas RiverBlades	70	18	49	3	39	.279	192	316

Scoring Leaders	GP	G	A	PTS
John Spoltore, Louisiana	66	27	92	119
Andrew Williamson, Toledo	63	63	39	102
Sean Venedam, Greenville	68	33	60	93
Lars Petterson, Augusta	70	31	62	93
Chris Gignac, Toledo	59	33	56	89

Goaltending Leaders	GP	MIN	GAA	W	L	T	GA	SA	S%
Sandy Allan, Pee Dee	33	1856	2.26	21	8	3	70	847	.924
Marc Magliarditi, Florida	33	1793	2.31	22	9	0	69	827	.923
Paxton Schafer, Pee Dee	41	2331	2.42	26	10	2	94	1086	.920
Nick Vitucci, Greenville	34	1916	2.47	21	9	2	79	847	.915
Daniel Berthiaume, Roanoke	37	2103	2.48	21	12	4	87	982	.919

1998-99 YEAR IN REVIEW**NORTHERN CONFERENCE**

Northeast Division	GP	W	L	T	PTS	PCT	GF	GA
Roanoke Express	70	38	22	10	86	.614	224	201
Hampton Roads Admirals	70	38	24	8	84	.600	215	213
Richmond Renegades	70	40	27	3	83	.593	239	196
Chesapeake Icebreakers	70	34	25	11	79	.564	229	206
Johnstown Chiefs	70	27	34	9	63	.450	218	265

Northwest Division	GP	W	L	T	PTS	PCT	GF	GA
Columbus Chill	70	39	24	7	85	.607	257	242
Peoria Rivermen	70	39	25	6	84	.600	243	230
Toledo Storm	70	39	26	5	83	.593	256	246
Dayton Bombers	70	34	27	9	77	.550	239	241
Huntington Blizzard	70	31	33	6	68	.486	221	253
Wheeling Nailers	70	27	37	6	60	.429	206	249

SOUTHERN CONFERENCE

Southeast Division	GP	W	L	T	PTS	PCT	GF	GA
Pee Dee Pride	70	51	15	4	106	.757	289	191
Florida Everblades	70	45	20	5	95	.679	253	180
South Carolina Stingrays	70	40	20	10	90	.643	235	216
Augusta Lynx	70	38	27	5	81	.579	235	233
Jacksonville Lizard Kings	70	35	33	2	72	.514	235	255
Charlotte Checkers	70	29	30	11	69	.493	221	262
Miami Matadors	70	28	32	10	66	.471	208	266
Greenville Grrrowl	70	26	33	11	63	.450	208	241

Southwest Division	GP	W	L	T	PTS	PCT	GF	GA
Louisiana IceGators	70	46	18	6	98	.700	297	205
Mississippi Sea Wolves	70	41	22	7	89	.636	251	215
Birmingham Bulls	70	37	29	4	78	.557	251	267
New Orleans Brass	70	30	27	13	73	.521	244	261
Mobile Mysticks	70	31	31	8	70	.500	231	259
Baton Rouge Kingfish	70	30	30	10	70	.500	222	228
Tallahassee Tiger Sharks	70	27	34	9	63	.450	212	250
Pensacola Ice Pilots	70	25	41	4	54	.386	199	267

Scoring Leaders	GP	G	A	PTS
John Spoltore, Louisiana	69	36	73	109
Jamie Ling, Dayton	70	39	56	95
Chris Valicevic, Louisiana	70	20	72	92
Jamey Hicks, Birmingham	65	16	75	91
Dany Bousquet, Pee Dee	62	36	54	90

Goaltending Leaders	GP	MIN	GAA	W	L	T	GA	SA	S%
Maxime Gingras, Richmond	50	2808	2.26	30	13	3	106	1291	.924
Marc Magliarditi, Florida	47	2746	2.27	32	10	3	104	1102	.914
Bujar Amidovski, Louisiana	27	1525	2.32	17	5	3	59	706	.923
Mike Tamburro, Chesapeake	35	1935	2.45	19	11	2	79	926	.921
Sandy Allan, Pee Dee	35	1958	2.48	21	11	2	81	899	.917

1997-98 YEAR IN REVIEW**NORTHERN CONFERENCE**

Northeast Division	GP	W	L	T	PTS	PCT	GF	GA
Roanoke Express	70	42	21	7	91	.650	235	208
Wheeling Nailers	70	37	24	9	83	.593	255	255
Chesapeake Icebreakers	70	34	28	8	76	.543	252	239
Hampton Roads Admirals	70	32	28	10	74	.529	222	225
Richmond Renegades	70	30	33	7	67	.479	218	277
Johnstown Chiefs	70	23	41	6	52	.371	219	297

Northwest Division	GP	W	L	T	PTS	PCT	GF	GA
Peoria Rivermen	70	44	19	7	95	.679	296	213
Toledo Storm	70	41	21	8	90	.643	251	210
Dayton Bombers	70	36	26	8	80	.571	255	256
Huntington Blizzard	70	34	29	7	75	.536	230	259
Columbus Chill	70	33	30	7	73	.521	221	220
Louisville RiverFrogs	70	32	31	7	71	.507	228	257

SOUTHERN CONFERENCE

Southeast Division	GP	W	L	T	PTS	PCT	GF	GA
South Carolina Stingrays	70	41	23	6	88	.629	246	218
Charlotte Checkers	70	35	24	11	81	.579	251	237
Pee Dee Pride	70	34	25	11	79	.564	214	215
Jacksonville Lizard Kings	70	35	29	6	76	.543	243	239
Raleigh IceCaps	70	32	33	5	69	.493	236	254
Tallahassee Tiger Sharks	70	24	44	2	50	.357	210	320

Southwest Division	GP	W	L	T	PTS	PCT	GF	GA
Louisiana IceGators	70	43	17	10	96	.686	298	232
Birmingham Bulls	70	39	23	8	86	.614	293	257
Pensacola Ice Pilots	70	36	24	10	82	.586	276	262
New Orleans Brass	70	36	24	10	82	.586	278	263
Mobile Mysticks	70	35	27	8	78	.557	236	233
Mississippi Sea Wolves	70	34	27	9	77	.550	225	224
Baton Rouge Kingfish	70	33	27	10	76	.543	220	238

Scoring Leaders	GP	G	A	PTS
Jamey Hicks, Birmingham	70	44	75	119
Jean-Guy Trudel, Peoria	62	39	74	113
John Spoltore, Louisiana	68	32	79	111
Derek Clancey, Chesapeake	70	28	77	105
Jeff Lazaro, New Orleans	70	37	64	101

Goaltending Leaders	GP	MIN	GAA	W	L	T	GA	SA	S%
Daniel Berthiaume, Roanoke	30	1712	2.59	17	8	3	74	740	.909
Mike Tamburro, Chesapeake	25	1411	2.68	16	6	1	63	695	.917
Sandy Allan, Pee Dee	46	2612	2.73	21	15	8	119	1077	.901
Nick Vitucci, Toledo	49	2827	2.76	27	16	5	130	1462	.918
David Brumby, Wheeling	41	2364	2.79	23	12	5	110	1002	.901

1996-97 YEAR IN REVIEW

East Division	GP	W	L	T	PTS	PCT	GF	GA
South Carolina Stingrays	70	45	15	10	100	.714	345	253
Hampton Roads Admirals	70	46	19	5	97	.693	286	223
Richmond Renegades	70	41	25	4	86	.614	252	235
Roanoke Express	70	38	26	6	82	.586	262	250
Charlotte Checkers	70	35	28	7	77	.550	271	267
Raleigh IceCaps	70	30	33	7	67	.479	256	293
Knoxville Cherokees	70	24	43	3	51	.364	260	343

North Division	GP	W	L	T	PTS	PCT	GF	GA
Columbus Chill	70	44	21	5	93	.664	303	257
Peoria Rivermen	70	43	21	6	92	.657	308	219
Dayton Bombers	70	36	26	8	80	.571	253	258
Wheeling Nailers	70	36	29	5	77	.550	298	291
Toledo Storm	70	32	28	10	74	.529	258	248
Huntington Blizzard	70	33	33	4	70	.500	273	296
Louisville RiverFrogs	70	29	31	10	68	.486	234	290
Johnstown Chiefs	70	24	39	7	55	.393	253	354

South Division	GP	W	L	T	PTS	PCT	GF	GA
Tallahassee Tiger Sharks	70	39	23	8	86	.614	263	236
Birmingham Bulls	70	36	25	9	81	.579	291	296
Louisiana IceGators	70	38	28	4	80	.571	292	244
Mobile Mysticks	70	34	25	11	79	.564	257	263
Mississippi Sea Wolves	70	34	26	10	78	.557	241	245
Pensacola Ice Pilots	70	36	31	3	75	.536	275	275
Baton Rouge Kingfish	70	31	33	6	68	.486	222	238
Jacksonville Lizard Kings	70	21	37	12	54	.386	220	299

Scoring Leaders	GP	G	A	PTS
Ed Courtenay, South Carolina	68	54	56	110
Mike Ross, South Carolina	70	50	60	110
Dany Bousquet, Birmingham	68	54	53	107
John Varga, Wheeling	66	56	45	101
Darren Colbourne, Raleigh	69	53	48	101

Goaltending Leaders	GP	MIN	GAA	W	L	T	GA	SA	S%
Jon Hillebrandt, Peoria	26	1487	2.82	18	4	3	70	667	.905
Derek Herlofsky, Dayton	26	1549	2.87	17	4	4	74	716	.906
Doug Bonner, Peoria	23	1315	2.87	13	8	1	63	567	.900
David Goverde, Toledo	44	2554	2.96	23	14	6	126	1356	.915
Darryl Paquette, Hampton Roads	60	3388	2.98	35	15	5	168	1429	.895

220 - 1995-96 Year In Review

1995-96 YEAR IN REVIEW

East Division	GP	W	L	T	PTS	PCT	GF	GA
Richmond Renegades	70	46	11	13	105	.750	314	225
Charlotte Checkers	70	45	21	4	94	.671	294	250
South Carolina Stingrays	70	40	22	8	88	.629	284	251
Roanoke Express	70	36	28	6	78	.557	231	260
Hampton Roads Admirals	70	32	25	13	77	.550	278	265
Raleigh IceCaps	70	23	34	13	59	.421	215	266

North Division	GP	W	L	T	PTS	PCT	GF	GA
Toledo Storm	70	48	14	8	104	.743	301	240
Wheeling Thunderbirds	70	42	23	5	89	.636	289	261
Louisville RiverFrogs	70	39	24	7	85	.607	266	237
Columbus Chill	70	37	28	5	79	.564	285	268
Dayton Bombers	70	35	28	7	77	.550	247	237
Eric Panthers	70	25	40	5	55	.393	227	293
Johnstown Chiefs	70	21	38	11	53	.379	249	322
Huntington Blizzard	70	21	39	10	52	.371	232	309

South Division	GP	W	L	T	PTS	PCT	GF	GA
Louisiana IceGators	70	43	21	6	92	.657	312	261
Nashville Knights	70	42	22	6	90	.643	368	307
Tallahassee Tiger Sharks	70	42	22	6	90	.643	283	260
Knoxville Cherokees	70	37	29	4	78	.557	323	303
Jacksonville Lizard Kings	70	33	29	8	74	.529	267	288
Birmingham Bulls	70	26	39	5	57	.407	258	360
Mobile Mysticks	70	22	37	11	55	.393	265	325

Leading Scorers	GP	G	A	PTS
Hugo P. Belanger, Nashville	67	54	90	144
Jim Brown, Knoxville	69	50	70	120
Kim Maier, Knoxville	70	52	60	112
Bob Berg, Louisiana	68	59	50	109
Derek Clancey, Columbus (Ohio)	67	32	77	109

Goaltending Leaders	GP	MIN	GAA	W	L	T	GA	SA	S%
Grant Sjerven, Richmond	22	1291	2.65	15	2	4	57	445	.886
Brad Mullahy, Raleigh	41	2211	2.88	14	15	6	106	1012	.905
Alain Morissette, Louisville	48	2743	2.91	29	14	4	133	1311	.908
David Goverde, Toledo	43	2513	2.98	28	8	5	125	1193	.905
Derek Herlofsky, Dayton	42	2165	3.02	19	15	4	109	910	.893

1994-95 YEAR IN REVIEW

East Division	GP	W	L	T	PTS	PCT	GF	GA
Richmond Renegades	68	41	20	7	89	.654	271	232
Roanoke Express	68	39	19	10	88	.647	255	223
Charlotte Checkers	68	37	22	9	83	.610	274	261
Hampton Roads Admirals	68	37	23	8	82	.603	255	239
Greensboro Monarchs	68	31	28	9	71	.522	277	293
Raleigh IceCaps	68	23	39	6	52	.382	239	295

North Division	GP	W	L	T	PTS	PCT	GF	GA
Wheeling Thunderbirds	68	46	17	5	97	.713	313	243
Dayton Bombers	68	42	17	9	93	.684	307	224
Toledo Storm	68	41	22	5	87	.640	287	230
Columbus Chill	68	31	32	5	67	.493	282	315
Johnstown Chiefs	68	31	32	5	67	.493	256	297
Eric Panthers	68	18	46	4	40	.294	256	356

South Division	GP	W	L	T	PTS	PCT	GF	GA
South Carolina Stingrays	68	42	19	7	91	.669	255	215
Tallahassee Tiger Sharks	68	36	25	7	79	.581	268	227
Nashville Knights	68	32	30	6	70	.515	263	279
Knoxville Cherokees	68	30	30	8	68	.500	241	267
Huntington Blizzard	68	28	37	3	59	.434	224	275
Birmingham Bulls	68	26	38	4	56	.412	273	325

Scoring Leaders	GP	G	A	PTS
Scott Burfoot, Erie	56	29	68	97
Stephane Charbonneau, Erie	64	50	41	91
Matt Robbins, Charlotte	68	28	61	89
Darryl Noren, Charlotte	62	46	41	87
Derek Clancey, Columbus	63	21	66	87

Goaltending Leaders	GP	MIN	GAA	W	L	T	GA	SA	S%
Chris Gordon, Huntington	30	1484	2.55	17	6	2	63	750	.923
Steve Shields, South Carolina	21	1157	2.69	11	5	2	52	540	.912
Dave Gagnon, Roanoke	29	1737	2.83	17	7	5	82	909	.917
Mark Richards, Tallahassee	59	3369	2.90	31	16	7	163	1525	.903
Daniel Berthiaume, Roanoke	31	1795	2.94	21	5	3	88	799	.901

222 - 1993-94 Year In Review

1993-94 YEAR IN REVIEW

East Division	GP	W	L	T	PTS	PCT	GF	GA
Hampton Roads Admirals	68	41	19	8	90	.662	298	246
Raleigh IceCaps	68	41	20	7	89	.654	296	221
Greensboro Monarchs	68	41	21	6	88	.647	319	262
Charlotte Checkers	68	39	25	4	82	.603	281	271
Roanoke Express	68	37	28	3	77	.566	300	290
South Carolina Stingrays	68	33	26	9	75	.551	294	291
Richmond Renegades	68	34	29	5	73	.537	286	293

North Division	GP	W	L	T	PTS	PCT	GF	GA
Toledo Storm	68	44	20	4	92	.676	338	289
Columbus Chill	68	41	20	7	89	.654	344	285
Wheeling Thunderbirds	68	38	23	7	83	.610	327	289
Johnstown Chiefs	68	37	27	4	78	.574	323	308
Dayton Bombers	68	29	31	8	66	.485	316	308
Eric Panthers	68	27	36	5	59	.434	264	334

West Division	GP	W	L	T	PTS	PCT	GF	GA
Knoxville Cherokees	68	44	18	6	94	.691	325	246
Birmingham Bulls	68	44	20	4	92	.676	340	268
Nashville Knights	68	26	36	6	58	.426	255	289
Huntsville Blast	68	20	39	9	49	.360	241	315
Louisville IceHawks	68	16	44	8	40	.294	236	356
Huntington Blizzard	68	14	49	5	33	.243	191	413

Scoring Leaders	GP	G	A	PTS
Phil Berger, Greensboro	68	56	83	139
Joe Flanagan, Birmingham	62	54	72	126
Darren Colbourne, Richmond	68	69	35	104
Dan Gravelle, Greensboro	58	38	66	104
John Young, Greensboro	66	35	69	104

Goaltending Leaders	GP	MIN	GAA	W	L	T	GA	SA	S%
Matt DelGuidice, Raleigh	31	1877	2.94	18	9	4	92	859	.903
Cory Cadden, South Carolina	40	2349	3.09	26	8	4	121	1064	.898
Chad Erickson, Raleigh	32	1883	3.22	19	9	3	101	859	.895
Patrick Labrecque, Greensboro	29	1609	3.32	17	8	2	89	756	.895
Mark Michaud, Hampton Roads	65	3723	3.45	38	17	8	214	1831	.895

1992-93 YEAR IN REVIEW

East Division	GP	W	L	T	PTS	PCT	GF	GA
Wheeling Thunderbirds	64	40	16	8	88	.688	314	223
Hampton Roads Admirals	64	37	21	6	80	.625	294	235
Raleigh IceCaps	64	37	22	5	79	.617	289	262
Johnstown Chiefs	64	34	23	7	75	.586	281	264
Richmond Renegades	64	34	28	2	70	.547	292	292
Greensboro Monarchs	64	33	29	2	68	.531	256	261
Roanoke Valley Rampage	64	14	49	1	29	.227	227	387

West Division	GP	W	L	T	PTS	PCT	GF	GA
Toledo Storm	64	36	17	11	83	.648	316	238
Dayton Bombers	64	35	23	6	76	.594	282	270
Nashville Knights	64	36	25	3	75	.586	312	305
Erie Panthers	64	35	25	4	74	.578	305	307
Louisville IceHawks	64	30	27	7	67	.523	302	293
Birmingham Bulls	64	30	29	5	65	.508	290	313
Columbus Chill	64	30	30	4	64	.500	257	256
Knoxville Cherokees	64	19	39	6	44	.344	212	323

Scoring Leaders	GP	G	A	PTS
Trevor Jobe, Nashville	61	85	76	161
Victor Gervais, Hampton Roads	59	38	80	118
Devin Edgerton, Wheeling	57	46	71	117
Darren Schwartz, Wheeling	62	62	52	114
Brian Martin, Hampton Roads	49	50	52	102

Goaltending Leaders	GP	MIN	GAA	W	L	T	GA	SA	S%
Nick Vitucci, Hampton Roads	29	1669	3.06	17	7	3	85	868	.911
Bill Horn, Greensboro	27	1465	3.32	16	9	0	81	719	.899
Sergei Khramtsov, Columbus (Ohio)	36	2039	3.44	16	17	1	117	865	.881
Francis Ouellette, Wheeling	43	2376	3.48	24	7	7	138	1104	.889
Rod Houk, Wheeling	33	1635	3.49	15	11	2	95	694	.879

1991-92 YEAR IN REVIEW

East Division	GP	W	L	T	PTS	PCT	GF	GA
Greensboro Monarchs	64	43	17	4	90	.703	297	252
Hampton Roads Admirals	64	42	20	2	86	.672	298	220
Winston-Salem Thunderbirds	64	36	24	4	76	.594	270	245
Richmond Renegades	64	30	27	7	67	.523	263	263
Raleigh IceCaps	64	25	33	6	56	.438	228	284
Roanoke Valley Rebels	64	21	36	7	49	.383	236	313
Knoxville Cherokees	64	20	36	8	48	.375	265	355

West Division	GP	W	L	T	PTS	PCT	GF	GA
Toledo Storm	64	46	15	3	95	.742	367	240
Cincinnati Cyclones	64	36	20	8	80	.625	329	284
Johnstown Chiefs	64	36	23	5	77	.602	294	248
Erie Panthers	64	33	27	4	70	.547	284	309
Dayton Bombers	64	32	26	6	70	.547	305	300
Louisville IceHawks	64	31	25	8	70	.547	315	306
Columbus Chill	64	25	30	9	59	.461	298	341
Nashville Knights	64	24	36	4	52	.406	246	335

Scoring Leaders	GP	G	A	PTS
Phil Berger, Greensboro	60	60	70	130
Darren Colbourne, Richmond	64	69	50	119
Mark Green, Johnstown	64	68	49	117
Mike Maurice, Toledo	62	39	72	111
Sheldon Gorski, Louisville	55	56	54	110

Goaltending Leaders	GP	MIN	GAA	W	L	T	GA	SA	S%
Frederic Chabot, Winston-Salem	24	1449	2.94	15	7	2	71	654	.902
Mark Bernard, Hampton Roads	40	2327	3.35	24	12	2	130	1040	.889
Nick Vitucci, Greensboro	42	2358	3.46	28	8	2	136	1273	.903
Wayne Cowley, Raleigh	38	2213	3.71	16	18	2	137	1118	.891
Jamie McLennan, Richmond	32	1837	3.72	16	12	2	114	931	.891

1990-91 YEAR IN REVIEW

East Division	GP	W	L	T	PTS	PCT	GF	GA
Hampton Roads Admirals	64	38	20	6	82	.641	300	248
Johnstown Chiefs	64	32	29	3	67	.523	324	287
Erie Panthers	64	31	30	3	65	.508	302	302
Richmond Renegades	64	29	29	6	64	.500	300	307
Roanoke Valley Rebels	64	25	32	7	57	.445	218	295

West Division	GP	W	L	T	PTS	PCT	GF	GA
Knoxville Cherokees	64	46	13	5	97	.758	377	230
Cincinnati Cyclones	64	37	24	3	77	.602	285	281
Greensboro Monarchs	64	34	27	3	71	.555	275	268
Louisville IceHawks	64	31	29	4	66	.516	251	309
Nashville Knights	64	29	31	4	62	.484	307	317
Winston-Salem Thunderbirds	64	20	41	3	43	.336	228	323

Leading Scorers	GP	G	A	PTS
Stan Drulia, Knoxville	64	63	77	140
Dan Gauthier, Knoxville	61	41	93	134
Brian Martin, Hampton Roads	54	55	61	116
Trevor Jobe, Nashville	59	49	60	109
Sheldon Gorski, Louisville	62	51	53	104

Goaltending Leaders	GP	MIN	GAA	W	L	T	GA	SA	S%
Dean Anderson, Knoxville	29	1625	2.95	23	3	2	80	797	.909
Olaf Kolzig, Hampton Roads	21	1248	3.41	11	9	1	71	572	.890
Mike Greenlay, Knoxville	29	1725	3.76	17	9	2	108	841	.886
Nick Vitucci, Greensboro	41	2225	3.83	22	16	2	142	1252	.898
Wayne Cowley, Cincinnati	30	1680	3.86	19	9	2	108	921	.895

*226 - 1989-90 and 1988-89 Years In Review***1989-90 YEAR IN REVIEW**

	GP	W	L	T	PTS	PCT	GF	GA
Erie Panthers	60	38	16	6	82	.683	357	251
Winston-Salem Thunderbirds	60	38	16	6	82	.683	312	257
Virginia Lancers	60	36	18	6	78	.650	261	218
Greensboro Monarchs	60	29	27	4	62	.517	263	283
Hampton Roads Admirals	60	29	29	2	60	.500	252	267
Nashville Knights	60	26	30	4	56	.467	248	289
Johnstown Chiefs	60	23	31	6	52	.433	233	291
Knoxville Cherokees	60	21	33	6	48	.400	230	300

Scoring Leaders	GP	G	A	PTS
Bill McDougall, Erie	57	80	68	148
Len Soccio, Winston-Salem	60	51	62	113
Joe Ferras, Winston-Salem	49	45	63	108
Trent Kaese, Winston-Salem	57	56	51	107
Martin Bergeron, Erie	59	30	58	88

Goaltending Leaders	GP	MIN	GAA	W	L	T	GA	SA	S%
Alain Raymond, Hampton Roads	31	2048	3.60	17	12	1	123	1014	.892
Steve Averill, Knoxville	14	755	3.74	6	5	1	47	398	.894
Paul Cohen, Winston-Salem	18	1058	3.86	12	4	1	68	601	.898
Mike Jeffrey, Johnstown	14	755	3.89	5	6	1	49	395	.890
Kenton Rein, Winston-Salem	24	1353	3.90	16	6	1	88	809	.902

1988-89 YEAR IN REVIEW

	GP	W	L	T	PTS	PCT	GF	GA
Erie Panthers	60	37	20	3	77	.642	327	256
Johnstown Chiefs	60	32	22	6	70	.583	295	251
Knoxville Cherokees	60	32	27	1	65	.542	266	286
Carolina Thunderbirds	60	27	32	1	55	.458	266	329
Virginia Lancers	60	22	30	8	52	.433	266	298

Leading Scorers	GP	G	A	PTS
Daryl Harpe, Erie	60	38	84	122
Tom Sasso, Johnstown	60	36	65	101
Rob Hrytsak, Johnstown	56	40	49	89
Doug Stromback, Erie	53	40	45	85
Mike Chighisola, Virginia	59	45	38	83
Scott Johnson, Knoxville	56	28	55	83

Goaltending Leaders	GP	MIN	GAA	W	L	T	GA	SA	S%
Scott Gordon, Johnstown	31	1839	3.82	18	9	3	117	931	.888
Paul Kenny, Erie	34	1877	4.12	17	13	2	129	757	.854
Tony Mongillo, Erie	31	1726	4.17	20	7	1	120	824	.873
Lance Carlson, Johnstown	25	1447	4.23	11	10	3	102	805	.888
Steve Averill, Johnstown	31	1703	4.30	12	11	5	122	925	.883

SECTION 5 OFFICIALS



Photo courtesy Getty Images

Thirty-one former ECHL officials were part of the National Hockey League's officiating team in 2017-18. Included among those on the staff were referee **Wes McCauley** (left), who was selected to work the Stanley Cup Final for the sixth consecutive season, and linesman **Tim Nowak** (right), who has worked 1,660 career NHL games since making his debut on Oct. 8, 1993.

Major Rule Changes

1988-89

ECHL adopts use of NHL rulebook to govern on-ice play.

1990-91

The goal lines, blue lines, defensive zone face-off circle and markings all moved one foot out from the end boards.

1991-92

Crease changed to semi-circular configuration. Time clock to record tenths of a second in last minute of each period and overtime. Major and game misconduct penalty for checking from behind into boards.

1992-93

No substitutions allowed in the event of coincidental minor penalties called when both teams are at full strength. Minor penalty for attempting to draw a penalty (“diving”).

1993-94

High sticking redefined to allow goals scored with a high stick below the height of the crossbar of the goal frame.

1995-96

Overtime period eliminated from game. If a game is tied at the end of regulation, it will be decided by a shootout.

1996-97

Maximum stick length increased to 63 inches. High sticking redefined to include any use of the stick above shoulder-height. All players must be clear of the attacking zone prior to the puck being shot into that zone. The opportunity to “tag-up” and return into the zone has been removed. A player who instigates a fight in the final five minutes of regulation time will receive a minor, a major, a misconduct and an automatic one-game suspension.

1998-99

Goal crease altered to extend one foot beyond each goal post (eight feet across in total). Sides of crease squared off, extending 4’6”. Only the top of the crease remains rounded.

1999-2000

Crease rule revised to implement a “no harm, no foul” standard.

2001-02

Teams to play with four skaters and a goaltender in regular-season 5-minute overtime. If a goal is scored in regular-season overtime, the winner is awarded two points and the loser one point. If no goal is scored in overtime then a shootout will occur.

2002-03

“Hurry-up” face-off and line-change rules implemented. “Tag-up” off-side rule reinstated.

2003-04

All players are required to wear a visor. Maximum length of goaltender pads set at 38 inches.

2004-05

Ten-minute misconduct removed for player deemed to be the instigator of an altercation.

2005-06

Center red line eliminated for two-line passes. Goaltender not permitted to play the puck outside a designated trapezoid-shaped area behind the net. A team that ices the puck will not be permitted to make any player substitutions prior to the ensuing faceoff. The size of goaltender equipment has been reduced by approximately 11 percent. If a defending player from his defending zone shoots the puck directly out of the playing surface (over the glass) a penalty will be assessed for delaying the game. This rule was modified in 2006-07.

2006-07

If a defending player, from his defending zone, shoots the puck directly out of the playing surface, his team will not be permitted to make any player substitutions prior to the ensuing face-off. The penalty Gross Misconduct is eliminated from rulebook. All penalties that would have warranted gross misconducts are now called as game misconducts.

2008-09

When players are penalized at a stoppage of play so as to result in penalties being placed on the penalty time clock to one team, the ensuing face-off shall be conducted at one of the two face-off spots in the offending team’s end zone. The Linesman may stop play and report to the Referee when it is apparent that an injury has resulted from a high-stick that has gone undetected by the Referee. When the puck hits the goal frame, goal post or crossbar and goes out of play the ensuing face-off shall take place at one of the end zone face-off spots in the zone where the puck went out of play. An automatic game misconduct will be assessed to players whose elbow pads are removed other than through the actions of his opponent during an altercation. A player who receives his third aggressor game misconduct will result in an automatic two game suspension. This suspension will increase by two games for each subsequent aggressor game misconduct.

2010-11

A lateral or blind side hit to an opponent where the head is targeted and/or the principle point of contact is not permitted. An automatic game misconduct penalty shall be assessed whenever a major penalty is assessed under this rule. The Referee, at his discretion, may assess a match penalty if, in his judgment, the player attempted to or deliberately injured his opponent with an illegal check to the head. If deemed appropriate, supplementary discipline can be applied by the League Office at its discretion.

2011-12

The ECHL adopts the ‘Attainable Pass’ icing standard in conjunction with no-touch icing. Under this icing standard, the Linesman shall have discretion to wave off apparent icing infractions on attempted passes if those passes are deemed receivable (attainable). In order for the Linesman to wash out the icing for this reason, the receiving player’s stick must be on the attacking side of the center red line.

The ECHL also will follow the NHL standard for Boarding (Rule 41) and Head Shots (Rule 48).

2012-13

Anytime a player places his hand over the puck while it is on the ice in order to conceal it from or prevent an opponent from playing the puck, a minor penalty shall be assessed for "closing his hand on the puck." When this is done in his team's goal crease area, a penalty shot shall be assessed (67.4) or a goal awarded (67.5).

A minor penalty shall be imposed on a player who, while play is in progress, picks up the puck off the ice with his hand.

A two-referee system will be in use for all games in the Conference Finals and the Kelly Cup Finals.

2013-14

A two-minute minor penalty will be assessed to any player who removes his helmet prior to the start of a fight.

2014-15

The ECHL adopts hybrid icing. The hybrid-icing system allows the linesman to blow the play dead and call an automatic icing if he determines that the puck will cross the goal line and the defending player is not behind in the race to the end-zone faceoff dots in his defensive zone. The faceoff would go to the far end of the ice. If the attacking player is leading the race, the linesman is supposed to allow the play to continue.

Teams will start overtime of all regular-sea-

son games in the opposite end they started the game.

2015-16

Overtime will consist of five minutes of "sudden death" in a 3-on-3 format. If neither team scores during the overtime period, the game will proceed to a shootout. The number of shooters per team in the shootout has been reduced to three. After each team has taken three shots, if the score remains tied, the shootout will proceed to a "sudden death" format.

The "spin-o-rama" move has been eliminated from the shootout. Should a player score a goal in the shootout while making such a move, the goal will not be allowed.

The distance of the hash marks on the end-zone faceoff circles is increased to 5 feet, 7 inches.

Two referees will be used for all games in the Kelly Cup Playoffs.

2016-17

A team is not permitted to call a time-out following an icing violation.

** Please refer to the ECHL Rulebook for clarity on all situations.*

Ryan Birmingham Award

The award honors an On-Ice Official for his contributions and dedication to the league officiating staff and is determined in voting of ECHL On-Ice Officials. It is named in honor of ECHL linesman Ryan Birmingham, who tragically lost his life in an automobile accident in May 2007.

Birmingham began his officiating career when he was 12 years old in the Southgate Minor Hockey Association and worked his way into the USA Hockey Junior Officiating Development Program in 2003. Birmingham was hired as a full-time linesman by the ECHL in 2006 and worked 83 games in the regular season and four games in the Kelly Cup Playoffs, including his final game, Florida at Charlotte on April 17, 2007.

Ryan Birmingham Award Winners

2018 - Charlie O'Connor
 2017 - Scott DeBaugh
 2016 - Camden Nuckols and Butch Mousseaux
 2015 - Scott Senger
 2014 - Travis Jackson
 2013 - Brad Phillips
 2012 - Jason Rollins
 2011 - Paul Carnathan
 2010 - Ray King
 2009 - Michel Voyer
 2008 - David Jones

ECHL OFFICIALS

Officiating Development Coaches

Jim Doyle
Kevin Hastings
Pat Kelly

Jamie Koharski
Ted Murphy
Jerry Pateman

Brad Phillips
Jason Rollins
Joe Ross

Referees

2 Mackenzie Nichol
3 Steven Rouillard
4 Sean MacFarlane
5 Steven Sailor
5 Benjamin O'Quinn
6 Jeremy Tufts
7 Olivier Gouin
7 Liam Sewell
8 Jesse Gour
9 Alex Garon
10 Matt Menniti
11 Alexander Ross

11 Michael Sheehan
12 Chris Pontes
14 Jared Mitrano
15 Andrea Barone
15 Stan Szcurek
16 Ken Anderson
17 Stephen Reneau
18 Jason Faist
18 Don Jablonski
20 Eric Krasnichuk
20 Jacob Rekucki
21 Sean Fernandez

22 Jeff Parker
23 Brett Roeland
23 Peter Schlittenhardt
23 Jonathan Sitariski
24 Andrew Wilk
25 Andrew Bruggeman
26 Alex Normandin
27 Cameron Fleming
28 Tyler Puddifant
28 Anthony Tapper
29 Jake Jackson
29 Lucas Martin

Linesmen

30 Nathan Frechette
30 Colin Gates
31 Daniel Cohen
31 Aaron Schacht
32 Matt Ceko
33 Joseph Hutek
34 Tyler Mackereth
34 Jonathan Sladek
35 Kollin Kleinendorst
35 Jordan Knox
36 Billy Gubleman
36 Brian Lambert
36 Adam Wood
37 James Johnstone
38 Troy Carissimo
38 Brent Colby
38 CJ Hallman
39 Shane Kanaly
40 Russ Coll
40 Brendan Gormley
42 Matt Brady
42 Sean Perry
42 Cole Ruwe
43 Charlie O'Connor
44 Jason Leisten
45 Sean Dlouhy
45 Eric Frank
46 Joe Sherman
47 Peter Hejna
47 Sheldon Keough
47 Michael Miggans
48 Trent Williams
49 Jordan Deckard
50 Andrew Collins
50 Jason Lortie
50 Christopher Provost
51 JP Waleski
52 Justin Day
52 John Tallieu
53 Robert Griffin

53 Timothy Lyons
54 David Cianfrini
54 Neil Frederickson
55 Derek Howard
55 Jim Vail
56 Scott Senger
56 Matt Wyld
57 Ryan Madsen
57 Carter Sandlak
58 Riley Bowles
58 William Kingdon
59 Dan Panciocco
59 Chase Wilkinson
61 Rhodes Dolan
62 Christopher Williams
63 Ryan Fitzgerald
63 Matt Fox
64 Ken Radolinski
65 Darryl Butt
65 Daniel Iulianello
67 Scott DeBaugh
67 Eli Rivera
68 Randy Dengler
68 Konner Roskovich
70 Judson Ritter
71 Logan Wetekamp
72 Tyler Loftus
73 Guillaume Brunelle
73 Scott Lawson
73 Jason Mandroc
73 Daniel Spore
74 Kyle Richetelle
75 Dan Barreca
75 Richard Jondo
75 Kevin Kelly
76 Steven Murray
76 Joshua Smith
77 Stephen Drain
78 Nicholas Bet
78 Joshua Pergande

78 AJ Potvin
78 Kilian McNamara
79 Cameron Dykstra
80 Addison Brush
80 Ross Crimaldi
81 Michael Coleman
82 Pat Richardson
83 Kyle Flood
83 Julien Fournier
84 Zach Roberts
85 Logan Bellgraph
85 Chris Fair
86 Ryan Nevins
86 Sam Schildkraut
87 Shane Gustafson
88 Chris Wilson
89 Brady Fagan
90 Jordan Solomon
91 Cade Bloomenrader
91 Jake Davis
92 Joe Maynard
92 Ben Shiley
93 Paul Carnathan
94 Ryan Jenken
94 Robert Marcis
95 Andy Bethmann
95 Brian Bull
95 Dustin McCrank
96 Justin Cornell
96 Michael Emanatian
96 James McKenna
96 Kris Delaney
97 Chuck Schamel
97 Denny Urban
97 Rocco Stachowiak
98 Terry Wicklum
Michael Robinson
Craig Soderstrom

SECTION 6 AWARDS



Photo courtesy Fort Wayne Komets

Shawn Szydlowski of the Fort Wayne Komets was named the ECHL Most Valuable Player for the 2017-18 season. He led the league in scoring with 79 points, was tied for third with 48 assists and tied for 10th with 31 goals. He finished season second in plus-minus with a +39 rating, was tied for fourth with six game-winning goals and was tied for 11th with 233 shots on goal.

ECHL Hall Of Fame



In conjunction with the celebration of its 20th Anniversary in 2007-08, the ECHL announced the formation of the ECHL Hall of Fame.



Class of 2018

The third-longest tenured professional hockey league, behind only the National Hockey League and the American Hockey League, the Premier 'AA'



Class of 2017

Hockey League has grown from five teams in four states in 1988-89 into a coast-to-coast league with 28 teams playing in 21 states and one Canadian province in 2015-16.

The inaugural class of inductees were league founder Henry Brabham, first league commissioner Patrick J. Kelly, five-time ECHL champion Nick Vitucci and seven-time All-Star defenseman Chris Valicevic.

The Class of 2018 included former ECHL Chairman of the Board of Governors Steve Chapman along with former players Sam Ftorek and Jason Saal.

Hall of Fame members will be selected in four categories: Player, Developmental Player, Builder, and Referee/Linesman. Players must have concluded their career as an active player for a minimum of three playing seasons, though not continuous or full seasons. Developmental Players must have begun their career in the ECHL and went on to a distinguished career in the NHL, playing a minimum of 260 regular season games in the NHL, AHL and ECHL. Builders may be active or inactive whereas Referee/Linesman must have concluded their active officiating career for a minimum of three playing seasons.



Class of 2016

No more than five candidates may be elected to the ECHL Hall of Fame each year with no more than three Players, one Developmental Player, two Builders and one Referee/Linesman. The Builder and the Referee/Linesman categories are dependent upon the number of candidates in the Player category.



Class of 2015

The nomination and/or selection of candidates is determined by the Hall of Fame Selection Committee and its Chairman Patrick J. Kelly.

Only members of the Selection Committee, the Board of Governors, teams or persons affiliated with the ECHL may submit official nominations which must be made in writing to the league office. Fans are encouraged to contact their team to propose names for nomination.



Class of 2014

Class of 2018



Steve Chapman began his involvement with the ECHL in 1992, when he was hired as a sales executive with the Birmingham Bulls. Three years later, he was offered, and accepted, the General Manger position for the Mobile Mysticks, who brought professional hockey to Mobile, Alabama for the first time. In 2001, he played in integral role in relocating the team to Gwinnett County, Georgia, where the Gladiators began play in the 2003-04 season. The team reached the playoffs in each of their first six seasons in Atlanta, and finished in the top six in League attendance five times in their first six seasons. Chapman served as Chairman of the ECHL Board of Governors for nine seasons from 2005-06 through 2014-15, and is the only person to win the ECHL Executive of the Year award in back-to-back seasons, doing so in 2005-06 and 2006-07. He departed the Gladiators following the 2014-15 season and is currently the Group VP, Brand, Community & Partnership Development for the National Hockey League's St. Louis Blues.

Sam Ftorek spent 14 seasons of his 17-year professional playing career in the ECHL, culminating in setting the League's all-time games played record in his final season of 2014-15. He set the record on Dec. 13, 2014, breaking the previous mark of 789 which was held by 2010 ECHL Hall of Fame inductee Cam Brown, and ended his career having appeared in 837 career ECHL games. Ftorek ranks 10th in ECHL history with 360 career assists, 17th with 548 career points and 29th with 188 career goals. He earned a spot on the All-ECHL First Team, and was runner-up for the League's Defenseman of the Year award in 2013-14, when he posted 47 points (13g-34a) in 70 games with the Kalamazoo Wings. Following his retirement as a player, he served as an assistant with Kalamazoo during the 2015-16 season.



Jason Saal becomes just the fourth goaltender to be selected for induction into the ECHL Hall of Fame. He ranks second among goaltenders in ECHL history with 455 career games, is fourth with 20 shutouts, and is fifth with 19,858 minutes played and 173 wins. He won 20 or more games five times in his ECHL career, which ranks third all-time in League history and he is one of just six goaltenders to have posted at least four consecutive seasons of at least 20 wins, doing so from 2000-01 through 2003-04. He also holds a record that may never be broken among ECHL goaltenders, as he posted a three-assist game for the Augusta Lynx on Dec. 12, 2003 against Greenville, becoming the first, and to this point only, goaltender in League history to record a three-point game.

Class of 2017



T. Paul Hendrick has served as the ECHL's General Counsel since the 1994-95 season. He began his association with the ECHL during the League's inaugural season in 1988-89 when he represented the Carolina Thunderbirds. He continued to serve as counsel for the Thunderbirds after their move to Wheeling in 1992, and also represented the Raleigh IceCaps upon their entrance to the ECHL in 1991. Hendrick has been instrumental in the guidance and foundation of building the league including the acquisition of expansion teams from the former West Coast Hockey League in 2002 and the Central Hockey League in 2014 and has played a significant role in League structure, governing documents and labor relations. In addition to representing the ECHL, Hendrick has also represented NASCAR; Kyle Petty, Richard Petty and Petty Enterprises; various NFL players, including Tony Dorsett; and the property ownership trust of the Atlanta Falcons. He is a current member and past chairman of the Sports and Entertainment Section of the North Carolina Bar Association.

Rick Kowalsky enjoyed a 10-year playing career in the ECHL, appearing in 516 career games with Hampton Roads, Roanoke and Trenton. He is tied for 30th all-time in League history in games played while ranking 19th with 221 goals, 21st with 329 assists and tied for 15th with 550 points. He participated in a pair of ECHL All-Star Games – in 1995 and 2003 – and enjoyed his best years late in his career, earning All-ECHL First Team honors with Roanoke in 2001-02 and earning a spot on the All-ECHL Second Team in 2002-03. Kowalsky also enjoyed considerable postseason success, scoring 32 goals, which is tied for seventh in ECHL playoff history, and adding 30 assists in 68 postseason games. He ended his playing career by captaining Trenton to the 2005 Kelly Cup title, then returned to the Titans in 2006-07 as the team's head coach, going 138-122-28 over four seasons and winning the John Brophy Award as ECHL Coach of the Year in 2009. In 2015-16, he joined Claude Noel as the only two individuals to win Coach of the Year honors in both the ECHL and AHL.



Brad Phillips ranks as one of the best on-ice officials to ever work in the ECHL. The linesman worked 15 years in the League, and is one of just three officials – along with 2011 ECHL Hall of Fame inductee Joe Ernst and former linesman Norm Eberle – to work at least 1,000 ECHL games. He was selected to work the 2001 ECHL All-Star Game in Arkansas, and he served as a linesman during nine Kelly Cup Finals, the most of any linesman in ECHL history. Following the 2012-13 season, he received the Ryan Birmingham Memorial Award in a vote of his fellow on-ice officials. The award honors an official for his contributions and dedication to the league officiating staff and is named in honor of ECHL linesman Ryan Birmingham who tragically lost his life in an automobile accident in May 2007. He becomes only the second on-ice official to be inducted into the ECHL Hall of Fame.

Class of 2016



Daniel Berthiaume appeared in 364 games over a nine-year ECHL career with the Wheeling Thunderbirds, Roanoke Express and Greensboro Generals. He ranks fourth all-time among League goaltenders in games played while his 201 career wins are third and his 18 shutouts are fourth all-time. During the 1994-95 season with Roanoke, he put together a personal 13-game winning streak, which stood as the ECHL record for 20 seasons. Seven times in his nine ECHL seasons, Berthiaume won 20 or more games, which is tied with 2008 ECHL Hall of Fame inductee Nick Vitucci for the most 20-or-more win seasons in League history. He earned a spot on the All-ECHL Second Team in 1999-2000 when he finished fourth in the League with a .918 save percentage and fifth with a 2.48 goals-against average. A third-round selection (60th overall) of the Winnipeg Jets in the 1985 NHL Entry Draft, Berthiaume appeared in 215 career NHL games with the Jets, Minnesota North Stars, Los Angeles Kings, Boston Bruins and Ottawa Senators prior to joining Wheeling in the 1994-95 season.

Craig Brush helped to found the ECHL's Florida Everblades and Germain Arena, along with partners Peter Karmanos and Thomas Thewes, in 1998. He has served as the team's President and General Manager since inception and he oversees all aspects of both the hockey club and the sports complex. In their first 18 seasons, the Everblades have welcomed over 3.6 million fans, placing in the top 10 of ECHL attendance in every season, including leading the league for five consecutive seasons from 2000-01 through 2004-05. Florida has advanced to the Kelly Cup Playoffs in 17 of 18 seasons, and has reached the Kelly Cup Finals three times, capturing the title in 2012. He served as the Chairman of the ECHL Board of Governors for three seasons from 2003 through 2006.



Allan Sirois enjoyed an 11-season career in the ECHL, suiting up in 687 career games with Baton Rouge, Jacksonville, Pee Dee, Greenville and Texas. He sits fifth all-time in League history in games played while ranking 12th with 249 goals, tied for 13th with 345 assists and ninth with 594 points. He participated in a pair of ECHL All-Star Games, and took home Most Valuable Player honors at the 2002 game in Trenton when he scored two goals and added an assist. Sirois enjoyed most of his success in Pee Dee, ranking as the all-time leading scorer in Pride history with 432 points (176g-256a) in 486 games. He enjoyed his best statistical season in 1998-99 when he finished seventh in the league with 84 points (35g-49a) earning a spot on All-ECHL Second Team and helping Pee Dee to the Brabham Cup as ECHL regular-season champions.

Class of 2015



Darren Colbourne played 421 games over seven seasons in the ECHL with Dayton, Richmond, Raleigh and Augusta. He ranks fifth in League history with 323 goals and 14th with 567 points while his 0.77 goals-per-game average ranks third all-time. Twice during his career, he scored 69 goals in a season – 1991-92 with Dayton and 1993-94 with Richmond – which ranks as the third-most in a single season in ECHL history. He owns third (26 in 1991-92) and fourth (25 in 1993-94) place in League history for most power-play goals in a season, and his six hat tricks in 1991-92 are the third best in a single season. Colbourne scored 40 or more goals four times in his ECHL career, including three seasons of at least 50 goals, which is tied for the most in history. He was named the ECHL Rookie of the Year and earned a spot on the All-ECHL First Team in 1991-92 after posting 119 points (69g-50a) in 64 games with Dayton and earned a spot on the All-ECHL Second Team in 1993-94.

Louis Dumont is the ECHL's all-time leader with 566 assists and 891 points and is third all-time with 771 games played and is tied for third with 325 goals. He made his pro debut in the ECHL with Tallahassee and Wheeling in 1994-95 and went on to play 12 seasons in the League. Dumont captured the ECHL scoring title with Pensacola in 2001-02, recording 102 points (32g-70a) in 72 games on his way to earning a spot on the All-ECHL First Team. He also represented the Ice Pilots in the 2002 ECHL All-Star Game, where he picked up a pair of assists and won the Fastest Skater competition. Dumont also enjoyed postseason success, as he is tied for 17th all-time with 38 postseason assists and tied for 18th with 74 post-season games played.



Scott Sabatino worked in the ECHL League Office for 12 years from 1995 through 2006, serving as the League's Executive Vice President and Chief Operating Officer for the final six seasons of his tenure. During his time with the ECHL, Sabatino oversaw all areas of business operations for the League while working closely with team ownership and management on risk management programs, initiating the annual review and reporting project, overseeing league-wide scheduling and other League programs. Sabatino joined the Pac-10 Conference in November 2006 as Associate Commissioner for Business and Finance and in 2010, was hired as Director of Finance for the San Francisco 49ers, where today he is the Vice President of Finance.

Carl Scheer enjoyed over 20 years of experience as an ECHL team executive. He first joined the League in 1993-94, when the Charlotte Checkers joined the ECHL as an expansion team. It was the first time professional hockey had called Charlotte home in over 15 years, and the team was a nearly instant success drawing over 8,100 fans per game in its inaugural season. Charlotte finished in the top four in ECHL attendance in each of its first four seasons and went on to capture the Riley Cup championship in 1996. Scheer, who served as the Chairman of the ECHL Board of Governors for several seasons in the 1990s, developed the BI-LO Center in downtown Greenville and brought the Greenville Grrrowl into the ECHL for the 1998-99 season. The Grrrowl averaged over 9,200 fans per game in their first season, and still hold four of the nine largest single-game crowds in ECHL history.



Class of 2014



James Edwards served as President for the Johnstown Chiefs from the 1995-96 season through 2002-03. He was the Chairman of the ECHL Board of Governors for four seasons from 1999-2000 through 2002-03. Edwards was instrumental in helping to keep the last remaining original ECHL team in its same city as the League continued to expand into larger markets and served as the Chairman of the Board as the ECHL approved expansion to include seven markets in the western United States for the 2003-04 season, making the League a coast-to-coast league.

Wes Goldie is the ECHL's all-time leader in career goals with 370, breaking the previous mark of 368 held by 2009 Hall of Fame inductee Rod Taylor, and he ranks fourth in League history with 697 games played over 11 seasons with Pee Dee, Victoria and Alaska. He shares with Taylor the ECHL record for most 30-or-more goal seasons with eight, and he shares the league mark for most consecutive 30-plus goal seasons with six from 2006-07 through 2011-12. Goldie also had success in the Kelly Cup Playoffs, as he ranks fifth all-time in postseason games played with 84, third with 36 postseason goals and fifth with 78 points. He enjoyed perhaps his best season in 2010-11 with Alaska, earning ECHL Most Valuable Player honors with 83 points (46g-37a) in 72 games and adding 14 points (3g-11a) in 13 postseason contests as the Aces captured their second Kelly Cup title in team history.



Al MacIsaac played two seasons in the ECHL with the Hampton Roads Admirals in 1991-92 and 1992-93, scoring 73 points (22g-51a) in 95 career games. He was part of the Admirals' 1992 Riley Cup championship team, scoring 10 points (1g-9a) in 14 postseason games and represented the club in the first-ever ECHL All-Star Game in 1993. MacIsaac also won an American Hockey League Calder Cup title with the Cape Breton Oilers in 1993. Following his playing career, MacIsaac became the Admirals' assistant general manager/assistant coach, was promoted to general manager/assistant coach in 1996 and he earned a Kelly Cup championship ring with the club in 1998. MacIsaac is currently in his 14th season in the front office of the National Hockey League's Chicago Blackhawks where he was part of the team's 2010 and 2013 Stanley Cup titles, and is in his fourth season as the club's Vice President of Hockey Operations.

John Spoltore, who passed away in 2010, made his mark on the ECHL Record Book while playing with the Louisiana IceGators from 1995-96 through 2000-01. He scored an amazing 532 points (142g-390a) in just 275 career ECHL games, an average of 1.93 points-per-game, and his 390 assists are tied for the third most in League history. His 1.15 assists-per-game average ranks tops in ECHL history and he fell just one assist shy of tying the League's single-season assist record when he recorded 92 during the 1999-2000 season. He was named to the All-ECHL Second Team in 1997-98 before earning a spot on the All-ECHL First Team in each of the next two seasons. Spoltore represented the IceGators in the 1999 and 2000 ECHL All-Star Games, and he earned a Calder Cup title with the Providence Bruins of the American Hockey League in 1999 after tallying 12 points (6g-6a) in 11 postseason contests.



Class of 2013



David Craievich began playing in the ECHL as a rookie in 1991-92 with the Cincinnati Cyclones, and went on to play 516 games over nine seasons in the league with the Cyclones, Birmingham Bulls and Mobile Mysticks. He ranks third all-time among ECHL defensemen with 123 goals and 467 points while ranking fourth among blue-liners with 344 assists. Twice during his career he scored at least 20 goals, and in 1995-96, he led the expansion Mysticks in scoring with 74 points (23g-51a) in 65 games. Craievich played in three ECHL All-Star Games, and was selected as a starter for the 1994 and 1996 games. He was named to the All-ECHL Second Team in 1993-94, 1995-96 and 1997-98.

Marc Magliarditi becomes the second goaltender to join the ECHL Hall of Fame. He is the League's all-time leader with 25 career shutouts and ranks second behind 2008 Hall of Fame inductee Nick Vitucci with 217 career wins and 21,154 minutes played. He played in 366 games, which is third all-time among goaltenders, with the Columbus Chill, Florida Everblades, Louisiana IceGators, Richmond Renegades and Las Vegas Wranglers. Six times in his ECHL career he won at least 20 games, and is tied for the league's all-time mark with two seasons of 30 or more wins. He also ranks 17th in ECHL history with 15 career postseason wins.



Steve Poapst is the second inductee in the Developmental Player category. Poapst began his professional career in the ECHL with the Hampton Roads Admirals in 1991-92, scoring 28 points (8g-20a) in 55 regular-season games and adding five points (1g-4a) in 14 postseason games, helping the Admirals to claim their second consecutive Riley Cup championship. He returned to Hampton Roads the following season, tallying 45 points (10g-35a) in 63 games. Poapst made his NHL debut with the Washington Capitals in 1995-96, scoring one goal in three regular-season games, while also seeing action in six games during the Stanley Cup Playoffs. He appeared in 307 career National Hockey League games with Washington, Chicago, Pittsburgh and St. Louis, tallying 36 points (8g-28a). Poapst also registered 205 points (45g-160a) in 498 career games in the American Hockey League with Baltimore, Portland and Norfolk.

Darren Schwartz arrived in the ECHL during the league's second season in 1989-90 and played eight seasons in the league with the Johnstown Chiefs, Winston-Salem Thunderbirds, Wheeling Thunderbirds, Tallahassee Tiger Sharks and Wheeling Nailers. Schwartz made his biggest mark in the ECHL during Wheeling's inaugural season in 1992-93. He scored a team record 62 goals in 62 games that season, becoming one of just eight players in ECHL history to score at least 60 goals in a single season. He set the ECHL record with a 16-game goal streak, scoring 25 goals from Jan. 14-Feb. 21, 1993; tallied a hat trick in a span of 30 seconds on Dec. 20, 1992; and was named the Most Valuable Player of the league's inaugural All-Star Game with four points (2g-2a). Schwartz ranks seventh in ECHL history with 313 goals, is 13th with 571 points, is tied for seventh with 32 postseason goals and is 11th with 70 postseason points. He was named to the All-ECHL First Team in 1992-93, 1993-94 and 1994-95 and upon his retirement following the 1998-99 season, held the ECHL career record with 490 games played.



Class of 2012



Bill Coffey was one of the driving forces behind the creation of the ECHL. Along with inaugural ECHL Hall of Fame inductee Henry Brabham, Coffey came up with the idea to form the league during the summer of 1988. He was the original owner of the Knoxville Cherokees, and also assisted in establishing the Erie Panthers, giving the league five teams for its inaugural season in 1988-89. He also established one of the ECHL's first expansion teams, the Greensboro Monarchs, who entered the league in 1989-90.

Sheldon Gorski began playing in the ECHL as a rookie in 1990-91 with the Louisville IceHawks, and went on to play eight seasons in the league with the IceHawks, Louisville RiverFrogs, Miami Matadors and Pensacola Ice Pilots. He ranks sixth in ECHL history with 316 goals and 608 points, and is tied for fifth with a 0.67 goals-per game average. Three times during his career, Gorski scored 50 or more goals, including a career-high 56 in 1991-92. He was an All-ECHL Second Team selection in 1990-91 and was named to the All-ECHL First Team in 1991-92. Gorski played in the 1993 and 1998 ECHL All-Star Games, tallying five assists, which is tied for third all-time. He is one of just three players in league history to tally 100 or more points in consecutive seasons (1990-91 and 1991-92).



John Marks ranks as one of the most successful coaches in ECHL history. He joined the league as head coach of the expansion Charlotte Checkers in 1993-94 and won at least 35 games nine times. He posted an all-time record of 491-422-95 in 15 seasons as an ECHL head coach with Charlotte, Greenville, Pensacola and Augusta, and is the league's all-time leader in games coached (1,008), wins (491) and seasons (15). His teams also excelled during the postseason as he led Charlotte to the 1996 Riley Cup championship and Greenville to the 2002 Kelly Cup championship, joining 2009 ECHL Hall of Fame inductee John Brophy as the only coaches to win

both a Riley Cup and Kelly Cup title. His 10 postseason appearances are second behind only Brophy, while his 81 postseason games coached are third and his 45 wins are tied for third.

Dave Seitz played in 489 games over eight seasons with the South Carolina Stingrays. He ranks sixth in ECHL history with 384 assists, is 10th with 587 points and is 19th with 217 goals. Seitz was part of South Carolina's 1997 and 2001 Kelly Cup championship teams, and was named Most Valuable Player of the 2001 Kelly Cup Playoffs after leading the postseason with 15 assists and 28 points and tying for the lead with 13 goals. His 73 postseason points are tied for seventh all-time, while his 44 assists are tied for ninth and his 29 goals are tied for 13th. Seitz played in the 1998 and 1999 ECHL All-Star Games, and is tied for third in All-Star history with five career assists.



Bob Woods ranks sixth in ECHL history with 599 games played, and is the all-time leader among defensemen with 159 goals, over 10 seasons with Johnstown, Hampton Roads, Mobile, Tallahassee and Mississippi. He is eighth all-time with 364 assists and his 523 points are 22nd all-time. Both marks are second among defensemen, trailing only 2008 ECHL Hall of Fame inductee Chris Valicevic. Woods holds the ECHL record for shots on goal in a game with 17 on March 14, 1998 and was an All-ECHL Second Team selection three times (1996-97, 1998-99 and 2000-01). Woods, who led ECHL defensemen in points in 1996-97 and in goals in 1998-99, was part of Mississippi's 1999 Kelly Cup championship team. Following his retirement as a player, he was head coach of the Sea Wolves from 2001-2005.



Class of 2011



Richard Adams joined the ECHL as Vice President of Business Operations prior to the 1994-95 season. The following season, he was named President/CEO, a position he held through the 2001-02 season. Under his leadership, the League executed its first Collective Bargaining Agreement with the Professional Hockey Players' Association, launched ECHL Properties, unveiled a new logo and launched the official League website, ECHL.com. The League grew from 21 members in 1995-96 to 29 in 2001-02, and moved into 17 markets that had never before had professional hockey. Adams was one of the driving forces behind the addition of six former West Coast Hockey League markets during the summer of 2002.

Phil Berger began playing in the ECHL as a rookie in 1989-90 with Greensboro and played nine seasons in the league with Greensboro, Charlotte, Raleigh and Hampton Roads. He ranks seventh in ECHL history with 599 points and is 11th in both goals (251) and assists (348). His 0.69 goals per game, 0.95 assists per game and 1.64 points per game averages are all fourth-best in league history. Berger led the ECHL in scoring with 130 points (60g-70a) in 1991-92 and with 139 points (56g-83a) in 1993-94. He was named to the All-ECHL Second Team and the ECHL Most Valuable Player in 1991-92 and was named to the All-ECHL First Team in 1993-94. Berger is the ECHL's all-time leader in postseason scoring with 117 points, is tied for first with 50 postseason goals and is second with 67 postseason assists. He was a member of two Riley Cup championship teams – Greensboro in 1990 and Charlotte in 1996. Berger played in the first two ECHL All-Star Games in 1993 and 1994 and scored three points (2g-1a).



Luke Curtin made his ECHL debut in 1998-99, and went on to play in 501 games over nine seasons with Baton Rouge, Atlantic City and Fresno. He is fifth in ECHL history with 384 assists and 11th with 577 points. Curtin is second all-time with five ECHL All-Star Game appearances (1999, 2000, 2005, 2006 and 2007) and he was named the Most Valuable Player of the 2006 ECHL All-Star Game with two goals. He was a member of Atlantic City's 2003 Kelly Cup championship team and finished tied for second during the Kelly Cup Playoffs with 20 points (2g-18a). Curtin is fourth in ECHL postseason history with 58 assists and is tied for fifth with 75 postseason points. He was an All-ECHL First Team selection in 2003-04 and 2005-06 and was named to the ECHL All-Decade Team for 2000-2010 in a vote of fans on ECHL.com.

Joe Ernst, who is the first inductee in the Referee/Linesman category, celebrated his 20th season in the ECHL in 2010-11. Ernst spent 16 seasons as a referee with the ECHL beginning in 1991-92, and after retiring was named Assistant Director of Officiating. Ernst officiated 1,061 regular-season games and over 200 postseason games, and is the only referee in ECHL history to have worked over 1,000 games. He was a member of the NHL Trainee Program for seven seasons and worked preseason games in the National Hockey League, as well as games in the American Hockey League and International Hockey League. Ernst was selected to work the 1999 ECHL All-Star Game and worked nine ECHL Finals series (1993-1995 Riley Cup Finals and 2002-2007 Kelly Cup Finals).



Class of 2010



Cam Brown is the ECHL all-time leader with 789 regular season games and 2,425 penalty minutes. He played 13 seasons in the ECHL beginning in 1991-92 and ranks 22nd with 206 goals, 23rd with 499 points and 25th with 293 assists. He retired in 2002-03 to serve as head coach of Baton Rouge, but returned to the ice in 2003-04 and spent three seasons as a player/assistant coach for Gwinnett. He played two seasons with Columbus (Ohio), three seasons with Erie and six seasons with Baton Rouge while also playing in the American Hockey League and the International Hockey League. He played one game in the National Hockey

League as a rookie with Vancouver in 1990-91 and had seven penalty minutes. Brown honored after the 2005-06 season by the Gladiators who created a replica of his locker with gear and sweater in a glass case on the concourse of The Arena at the Gwinnett Center.

E.A. "Bud" Gingher, who passed away in 2002, co-founded the Dayton Bombers in 1991 and served as President and Governor until he sold the team in 1998. He was Chairman of the ECHL Board of Governors from 1992-95 and is a member of both the Dayton Hockey Hall of Fame and the Peoria Rivermen Hockey Hall of Fame. The club that advances to the Kelly Cup Finals as the winner of the Eastern Conference is presented with the E.A. "Bud" Gingher Memorial Trophy. Dayton was the inaugural recipient of the trophy after its renaming and the Bombers captured it again in 2006-07.



The first inductee in the Developmental Player category, **Olaf Kolzig** was 11-9-1 and ranked third in the ECHL with a 3.41 goals against average in 21 regular season games and 1-2-0 with a 4.66 goals against average in three postseason games with Hampton Roads in 1990-91. In 1991-92 with Hampton Roads, Kolzig led the ECHL in the regular season with a .914 save percentage while going 11-3-0 with a 2.90 goals against average in 14 regular season games. He was selected as an NHL All-Star in 1998 and 2000 and became the first former ECHL player to win the Vezina Trophy in 1999-2000. Kolzig appeared in 719 career NHL games and ranks 21st all-time with 303 wins while posting 35 shutouts and having a goals-against average of 2.71 and a save percentage of .906. He played his first 15 NHL seasons with Washington where he was 301-293-86 with 35 shutouts and a 2.70 goals-against average in 711 regular season games and 20-24 with six shutouts and a goals-against average of 2.14 in 45 play-off games. He led the Capitals to the Stanley Cup Finals in 1997-98 registering four shutouts and a goals-against average of 1.95. He had 41 wins, five shutouts and a goals-against average of 2.24 in 1999-2000 earning a selection to the NHL All-Star Game and First Team All-NHL while winning the Vezina Trophy.

Darryl Noren began playing in the ECHL as a rookie in 1990-91 with Greensboro and played 10 seasons including his final six with the Charlotte Checkers. He ranks third in ECHL history with 685 points, fourth with 390 assists, seventh with 295 goals and 14th with 549 games. He finished his career in 1999-2000 as the ECHL all-time leader in games, assists and points. Noren scored 30-or-more goals five times including a career-high 46 in 1994-95. He tied the ECHL record with three consecutive three-or-more goal games in December of 1994 and had seven games with three-or-more goals in 1994-95. He helped the Checkers capture the Riley Cup Championship in 1996 and had 41 points (18g-23a) in 48 postseason games. He was selected to the 15th Anniversary All-ECHL Team in voting by coaches, players, front office personnel and media from the first 15 years of the ECHL and was inducted into the inaugural class of the Charlotte Hockey Hall of Fame in 2008. He was chosen to play in the ECHL All-Star Game in 1995, 1997 and 1998.



Class of 2009




John Brophy won a record three ECHL titles with Hampton Roads in 1991, 1992 and 1998. He has coached at all levels of professional hockey, including the National Hockey League, and his more than 1,000 coaching victories rank him second all-time to Scotty Bowman. He retired as the ECHL leader for regular season games (882), regular season wins (480) and years coached (13). He holds the league records for postseason games (94), postseason wins (55), postseason appearances (11) and championships (3). The "Coach of the Year" award is named in his honor.

Blake Cullen was the founder and owner of the Hampton Roads Admirals for the team's first seven seasons in the ECHL. The Admirals advanced to the playoffs every year and won back-to-back Riley Cup championships in their second and third seasons. Hampton Roads drew more than 1.8 million fans during his tenure and led the league in attendance in 1989-90 and 1992-93 while ranking among the attendance leaders every year.



Tom Nemeth won the ECHL Defenseman of the Year award three times and was selected First Team All-ECHL three years. He holds the ECHL records for assists and points by a defenseman in a season with 82 assists and 98 points in 1993-94. He is third all-time among defensemen with 345 assists and 463 points and he led all defensemen in 2000-01 with 20 goals, 48 assists and 68 points. He played in the ECHL All-Star Game in 1993, 1994, 1998 and 2001, tying him for the third-most appearances.

Rod Taylor is the ECHL career leader with 368 goals and holds the record for most 30-goal seasons (8) and most consecutive 30-goal seasons (6). He played all but 19 of his professional games in the ECHL. He retired as the all-time leader in points (689) and games (678) and remains second in scoring and fourth in games. He helped Hampton Roads win the Riley Cup as a rookie in 1992, scoring a league record-tying 16 goals in 14 games, and the Kelly Cup in 1998. He is third in career postseason goals (39) and tied for sixth in postseason games (78).



Class of 2008



Henry Brabham founded the ECHL, formerly known as the East Coast Hockey League, in 1988-89 with five teams in four states. Brabham owned three of the original five teams, including the legendary Johnstown Chiefs who were the last original ECHL team to play in their original city. The dedication of the Virginia businessman was crucial to the league surviving to span from coast-to-coast while advancing more than 460 players and countless coaches, on-ice officials and front office personnel to the National Hockey League.

Patrick J. Kelly was the inaugural Commissioner of the ECHL which from 1988-96 experienced the greatest expansion in minor league hockey history, growing from five teams to 21. He was instrumental in establishing affiliations with teams in the NHL, creating the opportunity for players, on-ice officials and front office personnel to develop and move up the hockey ladder. He became Commissioner Emeritus in 1996 and since 1997 has presented the postseason champion with the Patrick J. Kelly Cup.



Nick Vitucci has won a record five ECHL championships, four as a player and one as an assistant coach, and has been involved with the league as a player and coach every season since the league's inception. Named the postseason Most Valuable Player twice, he played 14 seasons and is the career leader among goal-tenders in games, minutes and wins for both the regular season and the postseason. He played in two All-Star Games and was named First Team All-ECHL in 1991-92 and 1997-98.

During his nine-year career, **Chris Valicevic** established himself as not only one of the best defensemen in league history, but one of the greatest players overall while playing for the Greensboro Monarchs and the Louisiana IceGators. He was selected to a record seven All-Star Games and was named First Team All-ECHL five times while being named the league Most Valuable Player in 1998-99. He is the all-time leader with 102 postseason games and is the career regular season and postseason leader among defensemen in assists and points.





CCM Most Valuable Player

An annual award “to the player adjudged to be the most valuable to his team” as voted by the coaches of each of the ECHL teams.

2018 Shawn Szydlowski, Fort Wayne

2017 Chad Costello, Allen
 2016 Chad Costello, Allen
 2015 Jeff Jakaitis, South Carolina
 2014 Mickey Lang, Orlando
 2013 Ryan Zapolski, South Carolina
 2012 Chad Costello, Colorado
 2011 Wes Goldie, Alaska
 2010 Tyler Donati, Elmira
 2009 Kevin Baker, Florida
 2008 David Desharnais, Cincinnati
 2007 Brad Schell, Gwinnett
 2006 Jeff Campbell, Gwinnett
 2005 Scott Gomez, Alaska
 2004 Scott Stirling, Atlantic City
 2003 Buddy Smith, Arkansas
 2002 Frederic Cloutier, Louisiana
 2001 Scott King, Charlotte
 2000 Andrew Williamson, Toledo
 1999 Chris Valicevic, Louisiana
 1998 Jamey Hicks, Birmingham
 1997 Mike Ross, South Carolina
 1996 Hugo P. Belanger, Nashville
 1995 Vadim Slivchenko, Wheeling
 1994 Joe Flanagan, Birmingham
 1993 Trevor Jobe, Nashville
 1992 Phil Berger, Greensboro
 1991 Stan Drulia, Knoxville
 1990 Bill McDougall, Erie
 1989 Daryl Harpe, Erie



Warrior Goaltender of the Year

An annual award “to the goalkeeper adjudged to be the most valuable to his team” as voted by the coaches of each of the ECHL teams.

2018 Parker Milner, South Carolina

2017 Riley Gill, Allen
 2016 Josh Robinson, Missouri
 2015 Jeff Jakaitis, South Carolina
 2014 Jeff Jakaitis, South Carolina
 2013 Ryan Zapolski, South Carolina
 2012 Jeff Jakaitis, Gwinnett
 2011 Gerald Coleman, Alaska
 2010 Todd Ford, South Carolina
 2009 Jean-Philippe Lamoureux, Alaska
 2008 Anton Khudobin, Texas
 2007 Adam Berkhoel, Dayton
 2006 Matt Underhill, Alaska
 2005 Chris Madden, Long Beach/Florida
 2004 Scott Stirling, Atlantic City
 2003 Alfie Michaud, Peoria
 2002 Frederic Cloutier, Louisiana
 2001 Scott Stirling, Trenton
 2000 Jan Lasak, Hampton Roads
 1999 Maxime Gingras, Richmond
 1998 Nick Vitucci, Toledo
 1997 Marc Delorme, Louisiana
 1996 Alain Morissette, Louisville
 1995 Chris Gordon, Huntington
 1994 Cory Cadden, Knoxville



CCM Rookie of the Year John A. Daley Award

An annual award “to the player selected as the most proficient in his first year of competition in the ECHL” as voted by the coaches of each of the ECHL teams.

The award was named in honor of John A. Daley in 1997. Daley, who passed away in 1996, was one of the founding fathers of the ECHL, serving as general manager and minority owner of the Johnstown Chiefs from the inception of the team in 1988 until 1994.

2018	Justin Danforth, Cincinnati
2017	Tyson Spink, Toledo
2016	Matt Willows, Florida
2015	Tyler Barnes, Toledo
2014	William Rapuzzi, Idaho
2013	Ryan Zapolski, South Carolina
2012	Dustin Gazley, Elmira
2011	Ben Street, Wheeling
2010	Justin Donati, Elmira
2009	Bryan Ewing, Wheeling
2008	David Desharnais, Cincinnati
2007	Colton Fretter, Gwinnett
2006	Alex Leavitt, Alaska
2005	Joey Tenute, South Carolina
2004	Kevin Doell, Gwinnett
2003	Jason Jaffray, Roanoke
2002	Frederic Cloutier, Louisiana
2001	Scott Stirling, Trenton
2000	Jan Lasak, Hampton Roads
1999	Maxime Gingras, Richmond
1998	Sean Venedam, Toledo
1997	Dany Bousquet, Birmingham
1996	Keli Corpse, Wheeling
1995	Kevin McKinnon, Erie
1994	Dan Gravelle, Greensboro
1993	Joe Flanagan, Birmingham
1992	Darren Colbourne, Dayton
1991	Dan Gauthier, Knoxville
1990	Bill McDougall, Erie
1989	Tom Sasso, Johnstown



Defenseman of the Year

An annual award “to the defenseman who demonstrates throughout the season the greatest ability at the position” as voted by the coaches of each of the ECHL teams.

2018	Matt Register, Colorado
2017	Matt Register, Colorado
2016	Mathew Maione, Wheeling
2015	Mike Little, Florida
2014	Matt Register, Ontario
2013	Sacha Guimond, Gwinnett
2012	Aaron Schneekloth, Colorado
2011	Eric Regan, Elmira
2010	J.C. Sawyer, Toledo
2009	Dylan Yeo, Victoria
2008	Peter Metcalf, Alaska
2007	Jon Awe, Gwinnett
2006	Ryan Gaucher, Alaska
2005	Ray DiLauro, Wheeling
2004	Corey Neilson, Pensacola
2003	Jim Baxter, Mississippi
2002	Duncan Dalmao, Roanoke
2001	Tom Nemeth, Dayton
2000	Tom Nemeth, Dayton
1999	Chris Valicevic, Louisiana
1998	Chris Valicevic, Louisiana
1997	Chris Valicevic, Louisiana
1996	Chris Valicevic, Louisiana
1995	Brandon Smith, Dayton
1994	Tom Nemeth, Dayton
1993	Derek Booth, Toledo
1992	Scott White, Greensboro
1991	Brett MacDonald, Nashville
1990	Bill Whitfield, Virginia
1989	Kelly Szautner, Erie



Leading Scorer

An annual award presented “to the player who leads the league in scoring at the end of the regular season.”

2018 Shawn Szydlowski, Fort Wayne

2017 Chad Costello, Allen
 2016 Chad Costello, Allen
 2015 Chad Costello, Allen
 2014 Brandon Marino, Fort Wayne
 2013 Mathieu Roy, Florida
 2012 Dustin Gazley, Elmira
 2011 Justin Donati, Elmira
 2010 Tyler Donati, Elmira
 2009 Kevin Baker, Florida
 2008 David Desharnais, Cincinnati
 2007 Brad Schell, Gwinnett
 2006 Alex Leavitt, Alaska
 2005 Scott Gomez, Alaska
 2004 Tim Smith, Columbia
 2003 Buddy Smith, Arkansas
 2002 Louis Dumont, Pensacola
 2001 Scott King, Charlotte
 2000 John Spoltore, Louisiana
 1999 John Spoltore, Louisiana
 1998 Jamey Hicks, Birmingham
 1997 Ed Courtenay, South Carolina
 1996 Hugo P. Belanger, Nashville
 1995 Scott Burfoot, Erie
 1994 Phil Berger, Greensboro
 1993 Trevor Jobe, Nashville
 1992 Phil Berger, Greensboro
 1991 Stan Drulia, Knoxville
 1990 Bill McDougall, Erie
 1989 Daryl Harpe, Erie



Sportsmanship

An annual award “to the player adjudged to have exhibited the best type of sportsmanship and gentlemanly conduct combined with a high standard of playing ability” as voted by the coaches of each of the ECHL teams.

2018 Brodie Dupont, Norfolk

2017 Shane Berschbach, Toledo
 2016 Shane Berschbach, Toledo
 2015 Chad Costello, Allen
 2014 Peter Sivak, Alaska
 2013 Randy Rowe, Toledo
 2012 Kevin Ulanski, Colorado
 2011 Brian Swanson, Alaska
 2010 Barret Ehgoetz, Cincinnati
 2009 Travis Morin, South Carolina
 2008 Jeff Campbell, Gwinnett
 2007 Derek Nesbitt, Idaho
 2006 Steve Saviano, Florida
 2005 Kris Goodjohn, Gwinnett
 2004 Mark Pederson, San Diego
 2003 Rejean Stringer, Columbia
 2002 Ben Stafford, Trenton
 2001 Jamie Ling, Dayton
 2000 Jamie Ling, Dayton
 1999 Jamie Ling, Dayton
 1998 Cal Ingraham, Tallahassee
 1997 Mike Ross, South Carolina



Coach of the Year John Brophy Award

An annual award “to the ECHL coach adjudged to have contributed the most to his team's success” as voted by the coaches of each of the ECHL teams.

The Coach of the Year award was named in honor of legendary ECHL coach John Brophy prior to 2003-04. Brophy coached 13 seasons, more than any other coach in league history with Hampton Roads from 1989-2000 and Wheeling from 2001-03, compiling a career record of 480-323-79 in the regular season and 55-39 in the postseason. Hampton Roads reached the postseason in each of his 11 seasons, winning back-to-back titles in 1991 and 1992 and an ECHL record third title in 1998.

2018 Brad Ralph, Florida	2003 Claude Noel, Toledo
2017 Dan Watson, Toledo	2002 Dave Farrish, Louisiana
2016 Richard Matvichuk, Missouri	2001 Troy Ward, Trenton
2015 Derek Lalonde, Toledo	2000 Bob Ferguson, Florida
2014 Spencer Carbery, South Carolina	1999 Bob Ferguson, Florida
2013 Jarrod Skalde, Cincinnati	1998 Chris Nilan, Chesapeake
2012 Rob Murray, Alaska	1997 Brian McCutcheon, Columbus
John Wroblewski, Gwinnett	1996 Roy Sommer, Richmond
2011 Brent Thompson, Alaska	1995 Jim Playfair, Dayton
2010 Derek Laxdal, Idaho	1994 Barry Smith, Knoxville
2009 Rick Kowalsky, Trenton	1993 Kurt Kleinendorst, Raleigh
2008 Chuck Weber, Cincinnati	1992 Doug Sauter, Winston-Salem
2007 Davis Payne, Alaska	1991 Don Jackson, Knoxville
2006 Glen Gulutzan, Las Vegas	1990 Dave Allison, Virginia
2005 Nick Vitucci, Toledo	1989 Ron Hansis, Erie
2004 Pat Bingham, Wheeling	

248 - ECHL Awards***AMI Graphics Plus Performer of the Year***

An annual award presented "to the player who leads the league in plus-minus rating at the end of the regular season."

2018 Logan Roe, Florida	2009 Travis Morin, South Carolina
2017 Joel Chouinard, Allen	2008 Chad Starling, Cincinnati
2016 Joey Leach, South Carolina	2007 Matt Shasby, Alaska
2015 Mike Little, Florida	2006 Peter Metcalf, Alaska
Drew Daniels, Fort Wayne	2005 Aaron Phillips, Pensacola
2014 Peter Sivak, Alaska	2004 Tim Smith, Columbia
2013 Matt Case, Idaho	2003 Mike Glumac, Pee Dee
2012 Mathieu Aubin, Cincinnati	Dennis Vial, Columbia
2011 Brendan Connolly, Alaska	2002 Konstantin Kalmikov, Louisiana
Trent Daavettila, Kalamazoo	2001 Jay Murphy, Louisiana
2010 Mark Derlago, Idaho	2000 Andy MacIntyre, Florida

ECHL Community Service Award

An annual award presented to a player who goes above and beyond in community service.

2018 Jeremy Beaudry, Wichita
2017 Mike Embach, Fort Wayne
2016 Rob Florentino, Florida
2015 Cal Wild, Brampton
2014 Dan Eves, Cincinnati
2013 Andy Brandt, Gwinnett
2012 Jason Fredricks, Ontario
2011 Dustin Sproat, Cincinnati
Chris Frank, Elmira

ECHL General Manager of the Year

An award presented annually to the top hockey executive in the League, as determined in a vote of ECHL coaches.

2018 Rob Concannon, South Carolina
2017 Chris Stewart, Colorado
2016 Richard Matvichuk, Missouri

ECHL Award of Excellence

The Award of Excellence is presented annually by the ECHL to organizations that are first-rate, cooperative with the league office, compliant with league programs and who distinguish themselves on and off the ice in their community.

2018 Toledo Walleye	2010 Toledo Walleye
2017 Toledo Walleye	2009 Stockton Thunder
2016 Toledo Walleye	2008 Gwinnett Gladiators
2015 Toledo Walleye	2007 Stockton Thunder
2014 Ontario Reign	2006 Alaska Aces
2013 Orlando Solar Bears	2005 Pensacola Ice Pilots
2012 Toledo Walleye	2004 Florida Everblades
2011 Bakersfield Condors	Johnstown Chiefs

Executive of the Year

2018	Bob Ohrablo, Jacksonville	2005	Steve Chapman, Gwinnett
	Neil Neukam, Toledo	2004	Terry Parks, Alaska
2017	Brent Thiessen, Kansas City	2003	John Butler, Peoria
2016	Kristin Ropp, Cincinnati	2002	Matt Loughran, Atlantic City
2015	Joe Napoli, Toledo	2001	Craig Brush, Florida
2014	Matthew Riley, Bakersfield	2000	Brian McKenna, Trenton
2013	Joe Napoli, Toledo	1999	Carl Scheer, Greenville
2012	Justin Kemp, Ontario	1998	Charles Felix, Pensacola
2011	Dan Chapman, Stockton	1997	David Paitson, Columbus
2010	Kristin Ropp, Cincinnati	1996	Dave Berryman, Louisiana
2009	Gordon Kaye, Reading	1995	Harry Fuerstein/ Craig Laughlin, Richmond
2008	Darren Abbott, South Carolina	1994	John Gagnon/ Pierre Paiement, Roanoke
2007	Matthew Riley, Bakersfield	1993	Larry Kish, Wheeling
2006	Steve Chapman, Gwinnett		

Marketing Award

2018	Cincinnati Cyclones
2017	Colorado Eagles
2016	Cincinnati Cyclones
2015	Colorado Eagles
2014	Bakersfield Condors
2013	Toledo Walleye
2012	Gwinnett Gladiators
2011	Cincinnati Cyclones
2010	Bakersfield Condors
2009	Alaska Aces
2008	Charlotte Checkers
	Bakersfield Condors
2007	Charlotte Checkers
	Alaska Aces
2006	San Diego Gulls
2005	George Sandoval, Alaska
2004	Eric Trapp and John Cunningham, Idaho
2003	Bart Rogers and Mike Nelson, Peoria
2002	Mark Miller, Florida
2001	Rich Lisk, Trenton
2000	Bart Rogers, Peoria
1999	Pat Pylypuik, Toledo
1998	Neil Hoyt, Pensacola
1997	Belinda Wiggins, Richmond

Equipment Manager of the Year

2018	Darrin Flinchem, Indy
2017	Andrew Dvoark, Kansas City
2016	Drew Kitts, Quad City
2015	Dakota King, Gwinnett
2014	Billy Higgins, Wheeling
2013	Adam Dexter, Orlando
2012	Ryan Martin, Greenville
2011	Mike Burkhead, Alaska
2010	Ben Laing, Stockton
2009	Pat Noecker, Reading
2008	Pat Noecker, Reading
2006	Chris Burke, Fresno
2005	John Jennings, Florida
	Russ Holden, Reading
2004	John Krouse, Pensacola
2003	Tom Severance, Charlotte

Athletic Trainer of the Year

2018	Matt Aiello, Greenville
2017	Cole Libby, Utah
2016	Scott McLay, Alaska
2015	Brad Fredrick, Toledo
2014	Steve Ruhmel, Florida
2013	Bob Case, Cincinnati
2012	Mike Schroeder, Chicago
2011	Kevin Anderson, Stockton
2010	Bobby Walls, Ontario
2009	Bryan Rodgers, Dayton
2008	Brian Grogesky, Reading

Sponsorship Executive of the Year

2018	Chris Palin, Florida
-------------	-----------------------------

Game Operations Award

2018	Indy Fuel
-------------	------------------

Social Media Award

2018	Indy Fuel
2017	Indy Fuel
2016	Toledo Walleye

Media Relations Director of the Year

2018	Joe Roberts, Kalamazoo
2017	Everett Fitzhugh, Cincinnati
2016	DJ Abisalih, Wheeling
2015	Chuck Bailey, Fort Wayne
2014	Nick Brunker, Cincinnati
2013	Kevin Bartl and Ryan Holt, Bakersfield
2012	J.P. Puma, Colorado
2011	Will Hoenike, Idaho
2010	Eric Levine, Elmira
2009	Mike Benton, Stockton
2008	John Hamel, Cincinnati Jeff Harris and Mike Walker, Victoria
2007	Dustin Bixby, Gwinnett Josh Fisher, Las Vegas
2006	Jeremy Zager, San Diego
2005	Jeremy Zager, San Diego
2004	Mike Kelly, Mississippi
2003	Ryan Stanzel, Louisiana
2002	Bill McLaughlin, Greenville
2001	Darren Abbott, South Carolina
2000	Darren Abbott, South Carolina
1999	Mark Simpson, Charlotte
1998	Andy Davis, Richmond
1997	Peter Kostos, Louisiana

Broadcaster of the Year

2018	Brian McCormack, Idaho
2017	Cameron Close, Adirondack
2016	Tommy Daniels, Allen
2015	Will Hoenike, Idaho
2014	Bob Chase, Fort Wayne
2013	Joseph Zakrzewski, South Carolina
2012	Bob Mills, Chicago
2011	Josh Bogorad, Alaska
2010	Doug Plagens, Idaho
2009	Josh Heller, South Carolina
2008	Brendan Burke, Wheeling Joe Babik, Fresno
2007	Kevin Reiter, Florida Joe O'Donnell, Idaho
2006	Dan Weiss, Phoenix
2005	John Michael, Johnstown
2004	Jack Michaels, Alaska
2003	Darren Abbott, South Carolina
2002	Joe Zydlo, Trenton

Ticket Department of the Year

2018	Idaho Steelheads
2017	Toledo Walleye
2016	Florida Everblades
2015	Orlando Solar Bears
2014	Ontario Reign
2013	Ontario Reign
2012	Florida Everblades
2011	Ontario Reign
2010	Stockton Thunder
2009	Cincinnati Cyclones
2008	Reading Royals Victoria Salmon Kings
2007	Florida Everblades Alaska Aces
2006	Las Vegas Wranglers Stockton Thunder
2005	Bakersfield Condors Long Beach Ice Dogs
2004	Alaska Aces
2003	Reading Royals

Website of the Year

2018	Allen Americans
2017	Atlanta Gladiators
2016	Greenville Swamp Rabbits
2015	Allen Americans
2014	Fort Wayne Komets
2013	Las Vegas Wranglers
2012	Idaho Steelheads
2011	Idaho Steelheads
2010	Ontario Reign
2009	Alaska Aces
2008	Bakersfield Condors Gwinnett Gladiators
2007	Wheeling Nailers Idaho Steelheads
2006	Phoenix RoadRunners
2005	Bakersfield Condors

Outstanding Media of the Year

2018	Bill Ballou, <i>Telegram and Gazette</i>
2017	Doyle Woody, <i>Alaska Dispatch News</i>
2016	Mark Monroe, <i>Toledo Blade</i>
2015	Blake Sebring, <i>The News-Sentinel</i>
2014	Doyle Woody, <i>Anchorage Daily News</i>
2013	Andrew Miller, <i>Charleston Post & Courier</i>
2012	Christine Troyke, <i>Gwinnett Daily Post</i>
2011	Pam Shebest, <i>Kalamazoo Gazette</i>
2010	Doyle Woody, <i>Anchorage Daily News</i>
2009	Mike Griffith, <i>Bakersfield Californian</i>
2008	Cleve Dheensaw, <i>Victoria Times-Colonist</i> Doyle Woody, <i>Anchorage Daily News</i>
2007	Scott Linesburgh, <i>The Stockton Record</i>
2006	Matt Nevala, <i>Anchorage Daily News</i>
2005	Mike Mastovich, <i>The Tribune-Democrat</i>
2004	Len Bardsley, <i>The Times of Trenton</i>
2003	Dave Eminian, <i>Peoria Journal Star</i>

Ticket Executive of the Year

- | | |
|------------------------------------|--------------------------------|
| 2018 Andrew Nawn, Worcester | 2008 Thom Emerson, Mississippi |
| 2017 Steven Anderson, Idaho | Dave Piecuch, Stockton |
| 2016 Mike Kelly, Florida | 2007 Greg Lowe, Bakersfield |
| 2015 Brian Perkins, Toledo | Tim Statezni, Bakersfield |
| 2014 Jose Rivera, Bakersfield | 2006 Kelly Clutter, Wheeling |
| 2013 Matt Kiel, Evansville | Danielle Lucero, Las Vegas |
| 2012 Brad Urbani, Bakersfield | 2005 Rob Patton, Gwinnett |
| Will Goldman, Utah | 2004 Brendan Desjardin, Alaska |
| 2011 Dave Piecuch, Stockton | Jesse Martin, Mississippi |
| 2010 Josh Burdine, Cincinnati | 2003 Jeff Bach, Trenton |
| 2009 Tara Sipma, Gwinnett | Tim McGee, Reading |

*252 - All-ECHL Teams***2017-18 First Team**

F - Michael Joly, Colorado
 F - Jordan LaVallee-Smotherman, Manchester
 F - Shawn Szydlowski, Fort Wayne
 D - David Makowski, Allen
 D - Matt Register, Colorado
 G - Parker Milner, South Carolina

2017-18 Second Team

F - Justin Danforth, Cincinnati
 F - Jesse Schultz, Cincinnati
 F - Matt Willows, Reading
 D - Eric Knodel, Cincinnati
 D - Nolan Zajac, Reading
 G - Pat Nagle, Toledo

2017-18 Rookie Team

F - Grant Besse, Norfolk
 F - Justin Danforth, Cincinnati
 F - Reid Gardiner, Wheeling
 D - Aaron Irving, Kalamazoo
 D - T.J. Melancon, Norfolk
 G - Mitch Gillam, Worcester

2016-17 First Team

F - Chad Costello, Allen
 F - Matt Garbowsky, Colorado
 F - Casey Pierro-Zabotel, Colorado
 D - David Makowski, Allen
 D - Matt Register, Colorado
 G - Riley Gill, Allen

2016-17 Second Team

F - Shane Berschbach, Toledo
 F - Brendan O'Donnell, Florida
 F - David Vallorani, Brampton
 D - Jake Marto, Colorado
 D - Kevin Schulze, Wheeling
 G - Jake Paterson, Toledo

2016-17 Rookie Team

F - Mike Cazzola, Fort Wayne
 F - Tylor Spink, Toledo
 F - Tyson Spink, Toledo
 D - Kevin Schulze, Wheeling
 D - Nolan Zajac, Toledo
 G - Landon Bow, Idaho

2015-16 First Team

F - Shane Berschbach, Toledo
 F - Chad Costello, Allen
 F - Trent Daavettila, Colorado
 D - Mathew Maione, Wheeling
 D - Adrian Veideman, Colorado
 G - Josh Robinson, Missouri

2015-16 Second Team

F - Riley Brace, Wheeling
 F - Jesse Root, Missouri
 F - Shawn Szydlowski, Fort Wayne
 D - Adam Comrie, Reading
 D - William Wrenn, Alaska
 G - Jeff Lerg, Toledo

2015-16 Rookie Team

F - Dan DeSalvo, Tulsa
 F - Cason Hohmann, Elmira
 F - Matt Willows, Florida
 D - Jacob MacDonald, Elmira
 D - Ben Marshall, Indy
 G - Vitek Vanecek, South Carolina

2014-15 First Team

F - Chad Costello, Allen
 F - Wade MacLeod, Idaho
 F - Shawn Szydlowski, Fort Wayne
 D - Mike Little, Florida
 D - Matt Register, Ontario
 G - Jeff Jakaitis, South Carolina

2014-15 Second Team

F - Adam Brace, Florida
 F - Brendan Connolly, Alaska
 F - Gary Steffes, Allen
 D - Cameron Burt, Florida
 D - Aaron Gens, Allen
 G - Jeff Lerg, Toledo

2014-15 Rookie Team

F - Derek Army, Wheeling
 F - Tyler Barnes, Toledo
 F - Jason Bast, Idaho
 D - Justin Baker, Allen
 D - Steven Shamanski, Elmira
 G - Roman Will, Fort Wayne

2013-14 First Team

F - Mickey Lang, Orlando
 F - Brandon Marino, Fort Wayne
 F - Peter Sivak, Alaska
 D - Sam Ftorek, Kalamazoo
 D - Matt Register, Ontario
 G - Jeff Jakaitis, South Carolina

2013-14 Second Team

F - Trent Daavettila, Colorado
 F - Kyle Ostrow, Colorado
 F - Andrew Rowe, Greenville
 D - Mike Ratchuk, Wheeling
 D - Elgin Reid, Kalamazoo
 G - Laurent Brossoit, Bakersfield

2013-14 Rookie Team

F - Matt Caria, Kalamazoo
 F - Jeremy Langlois, Stockton
 F - William Rapuzzi, Idaho
 D - Michal Cajkovsky, Reading
 D - Brad Richard, Alaska
 G - Laurent Brossoit, Bakersfield

2012-13 First Team

F - Michael Forney, Colorado
 F - Casey Pierro-Zabotel, Gwinnett
 F - Mathieu Roy, Florida
 D - Matt Case, Idaho
 D - Sacha Guimond, Gwinnett
 G - Ryan Zapolski, South Carolina

2012-13 Second Team

F - Kyle Kraemer, Ontario
 F - Nick Mazzolini, Alaska
 F - Colton Yellow Horn, Ontario
 D - Adam Comrie, Reading
 D - Nick Tuzzolino, Utah
 G - Mark Guggenberger, Alaska

2012-13 Rookie Team

F - Mario Lamoureux, Ontario
 F - David Pacan, Cincinnati
 F - David Vallorani, Reading
 D - Cameron Burt, Ontario
 D - Sacha Guimond, Gwinnett
 G - Ryan Zapolski, South Carolina

2011-12 First Team

F - Chad Costello, Colorado
 F - Dustin Gazley, Elmira
 F - Eric Lampe, Las Vegas
 D - Bryan Miller, Alaska
 D - Aaron Schneckloth, Colorado
 G - Jeff Jakaitis, Gwinnett
 Coach - Rob Murray, Alaska
 John Wroblewski, Gwinnett

2011-12 Second Team

F - Justin Bowers, Greenville
 F - Dan Kissel, Alaska
 F - Adam Miller, Las Vegas
 D - Andrew Hotham, Wheeling
 D - Johann Kroll, South Carolina
 G - Joe Fallon, Las Vegas
 Coach - Jason Christie, Ontario

2011-12 Rookie Team

F - Chris Barton, Wheeling
 F - Dustin Gazley, Elmira
 F - Mathew Sisca, Cincinnati
 D - Andrew Hotham, Wheeling
 D - Mike Little, Stockton
 G - Philipp Grubauer, South Carolina

2010-11 First Team

F - Mark Derlago, Idaho
 F - Wes Goldie, Alaska
 F - Kory Karlander, Kalamazoo
 D - Wes Cunningham, Greenville
 D - Eric Regan, Elmira
 G - Gerald Coleman, Alaska

2010-11 Second Team

F - Trent Daavettila, Kalamazoo
 F - Ryan Ginand, Trenton
 F - Francis Lemieux, Florida
 D - Jason Lepine, Toledo
 D - Bryan Miller, Alaska
 G - Dov Grumet-Morris, Greenville

*254 - All-ECHL Teams***2010-11 Rookie Team**

F - Andy Bohmbach, Toledo
 F - Kael Mouillierat, Idaho
 F - Ben Street, Wheeling
 D - Mark Isherwood, Alaska
 D - Bobby Raymond, Florida
 G - Brian Stewart, Bakersfield

2009-10 First Team

F - Mark Derlago, Idaho
 F - Tyler Donati, Elmira
 F - Ryan Kinasewich, Utah
 D - Eric Regan, Bakersfield
 D - J.C. Sawyer, Toledo
 G - Todd Ford, South Carolina

2009-10 Second Team

F - Justin Donati, Elmira
 F - Adam Miller, Las Vegas
 F - Tyler Spurgeon, Idaho
 D - Mitch Ganzak, Wheeling
 D - Jimmy Sharrow, Victoria
 G - Richard Bachman, Idaho

2009-10 Rookie Team

F - Evan Barlow, Idaho
 F - Justin Donati, Elmira
 F - Maxime Tanguay, Toledo
 D - Drew Paris, Gwinnett
 D - Sam Roberts, Gwinnett
 G - Richard Bachman, Idaho

2008-09 First Team

F - Kevin Baker, Florida
 F - Bryan Ewing, Wheeling
 F - Travis Morin, South Carolina
 D - Ryan Gunderson, Trenton
 D - Dylan Yeo, Victoria
 G - Jean-Philippe Lamoureux, Alaska

2008-09 Second Team

F - Dave Bonk, Bakersfield
 F - Mark Derlago, Bakersfield
 F - Wes Goldie, Victoria
 D - Peter Metcalf, Florida
 D - Matt Shasby, Alaska
 G - Gerald Coleman, Trenton

2008-09 Rookie Team

F - Bryan Ewing, Wheeling
 F - Jordan Morrison, Wheeling
 F - Matt Pope, Bakersfield
 D - Elgin Reid, Wheeling
 D - Mitch Ganzak, Wheeling
 G - Jean-Philippe Lamoureux, Alaska

2007-08 First Team

F - Jeff Campbell, Gwinnett
 F - David Desharnais, Cincinnati
 F - Josh Soares, Alaska
 D - Darrell Hay, Idaho
 D - Peter Metcalf, Alaska
 G - Anton Khudobin, Texas

2007-08 Second Team

F - Derek Damon, Florida
 F - Ash Goldie, Victoria
 F - John McNabb, Texas
 D - Jamie Milam, Gwinnett
 D - Chad Starling, Cincinnati
 G - Craig Kowalski, Gwinnett

2007-08 Rookie Team

F - Matt Beaudoin, Dayton
 F - David Desharnais, Cincinnati
 F - Josh Soares, Alaska
 D - Ryan Gunderson, Trenton
 D - Adrian Veideman, Augusta
 G - Anton Khudobin, Texas

2006-07 First Team

F - Kevin Baker, Texas
 F - Marty Flichel, Idaho
 F - Brad Schell, Gwinnett
 D - Jon Awe, Gwinnett
 D - Peter Metcalf, Alaska
 G - Adam Berkhoeel, Dayton

2006-07 Second Team

F - Scott Bertoli, Trenton
 F - Scott Mifsud, Gwinnett
 F - Mike Pandolfo, Trenton
 D - Sean Blanchard, Augusta
 D - Matt Shasby, Alaska
 G - Mike McKenna, Las Vegas

2006-07 Rookie Team

F - Colton Fretter, Gwinnett
 F - Todd Griffith, Bakersfield
 F - Julian Talbot, Alaska
 D - Paul Albers, Texas
 D - Jamie Milam, Gwinnett
 G - Cedrick Desjardins, Cincinnati

2005-06 First Team

F - Jeff Campbell, Gwinnett
 F - Luke Curtin, Fresno
 F - Alex Leavitt, Alaska
 D - Ryan Gaucher, Alaska
 D - Troy Milam, Gwinnett
 G - Matt Underhill, Alaska

2005-06 Second Team

F - Garrett Bembridge, Idaho
 F - Ryan Kinasewich, Utah
 F - D'Arcy McConvey, Idaho
 D - Steve Lingren, Victoria
 D - Peter Metcalf, Alaska
 G - Marc Magliarditi, Las Vegas

2005-06 Rookie Team

F - Sean Collins, Wheeling
 F - Alex Leavitt, Alaska
 F - Daniel Sisca, Florida
 D - Jon Awe, Gwinnett
 D - T.J. Kemp, Reading
 G - Andy Franck, Wheeling

2004-05 First Team

F - Scott Gomez, Alaska
 F - Carl Mallette, Toledo
 F - Chris Minard, Alaska
 D - Ray DiLauro, Wheeling
 D - Guy Dupuis, Bakersfield
 G - Chris Madden, Long Beach/Florida

2004-05 Second Team

F - Tyler Beechey, Pensacola
 F - Jamie Johnson, Augusta
 F - Joey Tenute, South Carolina
 D - Randy Dagenais, Gwinnett
 D - Corey Neilson, Pensacola
 G - Frederic Cloutier, Pensacola

2004-05 Rookie Team

F - Jeff Campbell, Gwinnett
 F - Marco Rosa, Long Beach
 F - Joey Tenute, South Carolina
 D - Mark Ardelan, South Carolina
 D - Mike Jarmuth, Mississippi
 G - Frank Doyle, Idaho

2003-04 First Team

F - Luke Curtin, Atlantic City
 F - Tim Smith, Columbia
 F - Steffon Walby, Mississippi
 D - Corey Neilson, Pensacola
 D - Ben Storey, Louisiana
 G - Scott Stirling, Atlantic City

2003-04 Second Team

F - Jason Jaffray, Wheeling
 F - Brian McCullough, Florida
 F - Mark Pederson, San Diego
 D - Jim Baxter, Mississippi
 D - Jason McBain, Las Vegas
 G - Derek Gustafson, Louisiana

2003-04 Rookie Team

F - Greg Barber, San Diego
 F - Jon Cullen, Atlantic City
 F - Kevin Doell, Gwinnett
 D - Derek Eastman, Columbia
 D - Brian Fahey, Atlantic City
 G - Nick Boucher, Wheeling

2002-03 First Team

F - Jason Jaffray, Roanoke
 F - Buddy Smith, Arkansas
 F - Steffon Walby, Mississippi
 D - Jim Baxter, Mississippi
 D - Ryan Gaucher, Cincinnati
 G - Alfie Michaud, Peoria

2002-03 Second Team

F - Rick Kowalsky, Roanoke
 F - Shawn McNeil, Louisiana
 F - Rejean Stringer, Columbia
 D - Matt Pagnutti, Arkansas
 D - Jon Zion, Richmond
 G - Patrick Couture, Columbia

256 - All-ECHL Teams**2002-03 Rookie Team**

F - Mike Glumac, Pee Dee
 F - Jason Jaffray, Roanoke
 F - Zenon Konopka, Wheeling
 D - Grady Moore, Toledo
 D - Jon Zion, Richmond
 G - Adam Hauser, Jackson

2001-02 First Team

F - Brandon Dietrich, Charlotte
 F - Louis Dumont, Pensacola
 F - Rick Kowalsky, Roanoke
 Steffon Walby, Mississippi
 D - Duncan Dalmao, Roanoke
 D - Bill McCauley, Dayton
 G - Frederic Cloutier, Louisiana

2001-02 Second Team

F - Dave Duerden, Charlotte
 F - Greg Pankewicz, Pensacola
 F - Dave Seitz, South Carolina
 D - Justin Harney, Charlotte
 D - Simon Tremblay, Greenville
 G - Dan Murphy, Trenton

2001-02 Rookie Team

F - Vern Fiddler, Roanoke
 F - Simon Gamache, Greenville
 F - Ben Stafford, Trenton
 F - Patrick Yetman, Augusta
 D - Matt Libby, Trenton
 D - Kevin Mitchell, Louisiana
 G - Frederic Cloutier, Louisiana

2000-01 First Team

F - Dany Bousquet, Pee Dee
 F - James Patterson, Toledo
 F - Andrew Williamson, Toledo
 D - Trevor Demmans, Pee Dee
 D - Tom Nemeth, Dayton
 G - Scott Stirling, Trenton

2000-01 Second Team

F - Brent Cullaton, Tallahassee
 F - Jason Elders, Mobile
 F - Scott King, Charlotte
 D - Eric Long, Arkansas
 D - Bob Woods, Mississippi
 G - Curtis Sanford, Peoria

2000-01 Rookie Team

F - Martin Bartek, New Orleans
 F - Mathieu Benoit, Charlotte
 F - Ben Keup, Dayton
 D - Jason Ialongo, Greensboro
 D - Jeff Sproat, Roanoke
 G - Scott Stirling, Trenton

1999-2000 First Team

F - Andy MacIntyre, Florida
 F - John Spoltore, Louisiana
 F - Andrew Williamson, Toledo
 D - Tom Nemeth, Dayton
 D - Chris Valicevic, Louisiana
 G - Jan Lasak, Hampton Roads

1999-2000 Second Team

F - Jason Elders, Mobile
 F - Jamie Ling, Dayton
 F - Jay Murphy, Louisiana
 D - Brad Dexter, South Carolina
 D - Duane Harmer, Roanoke
 G - Daniel Berthiaume, Roanoke

1998-99 First Team

F - Denny Felsner, Chesapeake
 F - Allan Sirois, Pee Dee
 F - John Spoltore, Louisiana
 D - Arturs Kupaks, Chesapeake
 D - Chris Valicevic, Louisiana
 G - Maxime Gingras, Richmond

1998-99 Second Team

F - Rob DeCiantis, New Orleans
 F - Jason Elders, Mobile
 F - Jamey Hicks, Birmingham
 D - Brad Dexter, South Carolina
 D - Bob Woods, Mississippi
 G - Marc Magliarditi, Florida

1997-98 First Team

F - Jean-Guy Trudel, Peoria
 F - Jamey Hicks, Birmingham
 F - Jeff Lazaro, New Orleans
 D - Chris Hynnes, South Carolina
 D - Chris Valicevic, Louisiana
 G - Nick Vitucci, Toledo

1997-98 Second Team

F - Kory Karlander, Raleigh
 F - John Spoltore, Louisiana
 F - Rick Kowalsky, Roanoke
 Don Parsons, Louisiana
 D - Dave Craievich, Mobile
 D - Darren Maloney, Peoria
 G - Sean Gauthier, Pensacola

1996-97 First Team

F - Ed Courtenay, South Carolina
 F - Jeff Jablonski, Roanoke
 F - Mike Ross, South Carolina
 D - Chris Phelps, Hampton Roads
 D - Chris Valicevic, Louisiana
 G - Marc Delorme, Louisiana

1996-97 Second Team

F - Dany Bousquet, Birmingham
 F - Jason Elders, Mobile
 F - Dominic Maltais, Hampton Roads
 D - Chris Hynnes, South Carolina
 D - Bob Woods, Mobile
 G - David Goverde, Toledo

1995-96 First Team

F - Hugo P. Belanger, Nashville
 F - Jim Brown, Knoxville
 F - Colin Ward, Nashville
 D - Steve Lingren, Dayton
 D - Chris Valicevic, Louisiana
 G - Alain Morissette, Louisville

1995-96 Second Team

F - Bob Berg, Louisiana
 F - Keli Corpse, Wheeling
 F - Glenn Stewart, Erie
 D - Aaron Boh, Louisiana
 D - Dave Craievich, Mobile
 G - Sean Gauthier, South Carolina

1995-96 Rookie Team

F - Keli Corpse, Wheeling
 F - R.J. Enga, Nashville
 F - Todd Wetzel, Toledo
 D - Aaron Kriss, Tallahassee
 D - Charles Paquette, Charlotte
 G - Sandy Allan, Richmond

1994-95 First Team

F - John Parco, Hampton Roads
 F - Darren Schwartz, Tallahassee
 F - Vadim Slivchenko, Wheeling
 D - Rick Corriveau, Toledo
 D - Brandon Smith, Dayton
 G - Chris Gordon, Huntington

1994-95 Second Team

F - Scott Burfoot, Erie
 F - Stephane Charbonneau, Erie
 F - Rod Taylor, Hampton Roads
 D - Scott Boston, South Carolina
 D - Tim Roberts, Wheeling
 G - Dave Gagnon, Roanoke

1993-94 First Team

F - Phil Berger, Greensboro
 F - Joe Flanagan, Birmingham
 F - Darren Schwartz, Wheeling
 D - Joe Cook, Columbus
 D - Tom Nemeth, Dayton
 G - Cory Cadden, Knoxville

1993-94 Second Team

F - Darren Colbourne, Richmond
 F - Dan Gravelle, Greensboro
 F - Rick Judson, Toledo
 D - Dave Craievich, Birmingham
 D - Paul Marshall, Birmingham
 G - Mark Michaud, Hampton Roads

1992-93 First Team

F - Sheldon Gorski, Louisville
 F - Trevor Jobe, Nashville
 F - Darren Schwartz, Wheeling
 D - Derek Booth, Toledo
 D - Steve Poapst, Hampton Roads
 G - Francis Ouellette, Wheeling

1992-93 Second Team

F - Iain Duncan, Toledo
 F - Devin Edgerton, Wheeling
 F - John Spoltore, Louisiana
 D - Alan Leggett, Raleigh
 D - Paul Marshall, Birmingham
 G - Scott King, Toledo

258 - All-ECHL Teams

1991-92 First Team

F - Darren Colbourne, Dayton
F - Mark Green, Johnstown
F - Mike Maurice, Toledo
D - Ryan Kummu, Erie
D - Scott White, Greensboro
G - Nick Vitucci, Greensboro

1988-89 All-ECHL Team

F - Daryl Harpe, Erie
F - Rob Hrytsak, Johnstown
F - Doug Stromback, Erie
D - Frank Lattuca, Carolina
D - Kelly Szautner, Erie
D - Bill Whitfield, Virginia
G - Scott Gordon, Johnstown

1991-92 Second Team

F - Phil Berger, Greensboro
F - Martin Bergeron, Louisville
F - Mike Casselman, Toledo
D - Marc Laniel, Winston-Salem
D - Kris Miller, Raleigh
G - Stan Reddick, Johnstown

1990-91 First Team

F - Stan Drulia, Knoxville
F - Dan Gauthier, Knoxville
F - Brian Martin, Hampton Roads
D - Jeff Lindsay, Knoxville
D - Brett MacDonald, Nashville
G - Dean Anderson, Knoxville

1990-91 Second Team

F - Sheldon Gorski, Louisville
F - Murray Hood, Hampton Roads
F - Troy Mick, Knoxville
D - Ryan Kummu, Erie
D - Tom Searle, Richmond
G - Wayne Cowley, Cincinnati

1989-90 First Team

F - Trent Kaese, Winston-Salem
F - Len Soccio, Winston-Salem
D/F - Andre Brassard, Nashville
D/F - Bill McDougall, Erie
G - Alain Raymond, Hampton Roads

1989-90 Second Team

F - Joe Ferras, Winston-Salem
F - Glen Engevik, Nashville
F - Murray Hood, Hampton Roads
F - Trevor Jobe, Hampton Roads
D/F - Brian Martin, Hampton Roads
G - Craig Barnett, Erie

2017-18 ECHL AWARD WINNERS**PLAYER OF THE WEEK**

Oct. 13-15	Garrett Meurs, Wheeling
Oct. 16-22	Kyle Platzer, Wichita
Oct. 23-29	Thomas Frazee, Atlanta
Oct. 30-Nov. 5	Allan McPherson, Greenville
Nov. 6-12	Phil Lane, Atlanta
Nov. 13-19	Caleb Herbert, Greenville
Nov. 20-26	Stephen MacAulay, Florida
Nov. 27-Dec. 3	Matt Willows, Reading
Dec. 4-10	Dylan Margonari, South Carolina
Dec. 11-17	Jesse Schultz, Cincinnati
Dec. 18-23	Jordan LaVallee-Smotherman, Manchester
Dec. 27-31	Michael Joly, Colorado
Jan. 1-7	Shane Conacher, Adirondack
Jan. 8-14	Quentin Shore, Florida
Jan. 15-21	Peter Sivak, Rapid City
Jan. 22-28	Bran Ward, Adirondack
Jan. 29-Feb. 4	Jordan LaVallee-Smotherman, Manchester
Feb. 5-11	Garrett Thompson, Fort Wayne
Feb. 12-18	Garrett Ladd, Tulsa
Feb. 19-25	Austin Ortega, Utah
Feb. 26-Mar. 4	Ryan Walters, Utah
Mar. 5-11	Steven Whitney, South Carolina
Mar. 12-18	Kyle Bonis, Toledo
Mar. 19-25	Brady Brassart, Idaho
Mar. 26-Apr. 1	Josh Shalla, Indy
Apr. 2-8	Ryan Olsen, Colorado

PLAYER OF THE MONTH

October	Kyle Platzer, Wichita
November	Caleb Herbert, Greenville
December	Michael Joly, Colorado
January	Matt Willows, Reading
February	Robin Press, Indy
March	Mitchell Heard, Florida

ROOKIE OF THE MONTH

October	Reid Gardiner, Wheeling
November	Shane Starrett, Wichita
December	Etienne Marcoux, Indy
January	Reid Gardiner, Wheeling
February	Austin Ortega, Utah
March	Mitch Gillam, Worcester

MEIGRAY ALUMNUS OF THE MONTH

October	Oscar Dansk, Vegas (Kalamazoo)
November	Braden Holtby, Washington (South Carolina)
December	James Reimer, Florida (Reading/South Carolina)
January	Carter Hutton, St. Louis (Toledo)
February	Yanni Gourde, Tampa Bay (San Francisco/Kalamazoo)
March	Philipp Grubauer, Washington (South Carolina/Reading)

GOALTENDER OF THE WEEK

Oct. 13-15	Michael Houser, Fort Wayne
Oct. 16-22	Jeff Jakaitis, South Carolina
Oct. 23-29	Devin Williams, Tulsa
Oct. 30-Nov. 5	Pat Nagle, Toledo
Nov. 6-12	Connor Ingram, Adirondack
Nov. 13-19	Tyler Parsons, Kansas City
Nov. 20-26	Cal Heeter, Orlando
Nov. 27-Dec. 3	Jake Hildebrand, Tulsa
Dec. 4-10	Matt Tomkins, Indy
Dec. 11-17	Michael Houser, Fort Wayne
Dec. 18-23	Ty Reichenbach, Norfolk
Dec. 27-31	Martin Ouellette, Florida
Jan. 1-7	John Muse, Reading
Jan. 8-14	Joe Cannata, Colorado
Jan. 15-21	Adam Vay, Rapid City
Jan. 22-28	Joh Muse, Reading
Jan. 29-Feb. 4	Mark Dekanich, Reading
Feb. 5-11	Martin Ouellette, Florida
Feb. 12-18	Branden Komm, Reading
Feb. 19-25	Mavric Parks, Kansas City
Feb. 26-Mar. 4	Ty Reichenbach, Norfolk
Mar. 5-11	Tomas Sholl, Idaho
Mar. 12-18	Tomas Sholl, Idaho
Mar. 19-25	Parker Milner, South Carolina
Mar. 26-Apr. 1	Mitch Gillam, Worcester
Apr. 2-8	Christian Frey, Rapid City

GOALTENDER OF THE MONTH

October	Devin Williams, Tulsa
November	Pat Nagle, Toledo
December	Michael Houser, Fort Wayne
January	John Muse, Reading
February	Pat Nagle, Toledo
March	Tomas Sholl, Idaho

PLUS PERFORMER OF THE MONTH

October	Michael Joly/Brady Shaw, Colorado
	Phil Lane, Atlanta
	Kyle Platzer, Wichita
November	Caleb Herbert, Greenville
December	Mason Baptisa/Shawn Szydlowski, Fort Wayne
January	Nick Sorkin, Wheeling
February	Bobby Shea, Fort Wayne
March	Matt Mackenzie, Florida

2016-17 ECHL AWARD WINNERS**PLAYER OF THE WEEK**

Oct. 14-16	Kyle Bonis, Toledo
Oct. 17-23	Emerson Clark, Tulsa
Oct. 24-30	Lindsay Sparks, Rapid City
Oct. 31-Nov. 6	Trevor Cheek, Fort Wayne
Nov. 7-13	Justin Buzzeo, Atlanta
Nov. 14-20	Alex Wideman, Indy
Nov. 21-27	Sam Warning, Quad City
Nov. 28-Dec. 4	Vaclav Karabacek, Elmira
Dec. 5-11	Jacob MacDonald, Toledo
Dec. 12-18	Mike Cazzola, Fort Wayne
Dec. 19-23	Spencer Asuchak, Allen
Dec. 27-Jan. 1	Justin Crandall, Reading
Jan. 2-8	Brodue Dupont, Norfolk
Jan. 9-15	Christian Hilbrich, Wheeling
Jan. 16-22	Justin Taylor, Kalamazoo
Jan. 23-29	Carter Verhaeghe, Missouri
Jan. 30-Feb. 5	Matt Willows, Reading
Feb. 6-12	Simon Denis, Toledo
Feb. 13-19	Jackson Houck, Colorado
Feb. 20-26	Trevor Cheek, Fort Wayne
Feb. 27-Mar. 5	Eric Faille, Orlando
Mar. 6-12	Angelo Miceli, Greenville
Mar. 13-19	Kenton Miller, Elmira
Mar. 20-26	Josh Pitt, Kalamazoo
Mar. 27-Apr. 2	Brendan O'Donnell, Florida
Apr. 3-9	Dane Walters, Toledo

GOALTENDER OF THE WEEK

Oct. 14-16	Jake Hildebrand, Indy
Oct. 17-23	Brandon Halverson, Greenville
Oct. 24-30	Doug Carr, Wheeling
Oct. 31-Nov. 6	Jamie Phillips, Tulsa
Nov. 7-13	Jake Hildebrand, Indy
Nov. 14-20	Adam Morrison, Rapid City
Nov. 21-27	Kevin Carr, Alaska
Nov. 28-Dec. 4	Riley Gill, Allen
Dec. 5-11	Riley Gill, Allen
Dec. 12-18	Clarke Saunders, Colorado
Dec. 19-23	Joel Martin, Kalamazoo
Dec. 27-Jan. 1	Jake Paterson, Toledo
Jan. 2-8	Mark Vistentin, Cincinnati
Jan. 9-15	Brandon Anderson, Norfolk
Jan. 16-22	Kent Patterson, Wichita
Jan. 23-29	Sean Maguire, Wheeling
Jan. 30-Feb. 5	Clarke Saunders, Colorado
Feb. 6-12	Eamon McAdam, Missouri
Feb. 13-19	Adam Morrison, Rapid City
Feb. 20-26	Nick Riopel, Kalamazoo
Feb. 27-Mar. 5	Joel Rumpel, Cincinnati
Mar. 6-12	Martin Ouellette, Reading
Mar. 13-19	J.P. Anderson, Adirondack
Mar. 20-26	Ryan Faragher, Utah
Mar. 27-Apr. 2	Eric Levine, Indy
Apr. 3-9	Mark Dekanich, Reading

PLAYER OF THE MONTH

October	Casey Pierro-Zabotel, Colorado
November	Justin Buzzeo, Atlanta
December	Shawn Szydlowski, Fort Wayne
January	Carter Verhaeghe, Missouri
February	David Pacan, Brampton
March	Peter Schneider, Kalamazoo

GOALTENDER OF THE MONTH

October	Jamie Phillips, Tulsa
November	Ryan Massa, Orlando
December	Riley Gill, Allen
January	Sean Maguire, Wheeling
February	Clarke Saunders, Colorado
March	J.P. Anderson, Adirondack

ROOKIE OF THE MONTH

October	Tyson Spink, Toledo
November	Steven McParland, South Carolina
December	Mike Cazzola, Fort Wayne
January	Ralph Cuddemi, Utah
February	Stepan Falkovsky, Adirondack
March	Brian Ward, Adirondack

PLUS PERFORMER OF THE MONTH

October	Tylor Spink, Toledo
November	Curtis Leonard, Fort Wayne
December	David Makowski, Allen
January	Michael Kirkpatrick, Florida
February	Jordan Henry, Brampton
March	Mike Wilson, Quad City

MEIGRAY ALUMNUS OF THE MONTH

October	Shane Harper, Florida (Trenton/Greenville)
November	Mike Hoffman, Ottawa (Elmira)
December	Devan Dubnyk, Minnesota (Stockton)
January	Braden Holtby, Washington South Carolina
February	James Reimer, Florida (Reading/South Carolina)
March	Cam Talbot, Edmonton (Greenville)

2015-16 ECHL AWARD WINNERS**PLAYER OF THE WEEK**

Oct. 16-18	Barry Almeida, Utah
Oct. 19-25	Derek Army, Wheeling
Oct. 26-Nov. 1	Tyler Barnes, Missouri
Nov. 2-8	Jordon Southorn, Fort Wayne
Nov. 9-15	A.J. Jenks, Toledo
Nov. 16-22	T.J. Foster, Orlando
Nov. 23-29	Bryan Moore, Utah
Nov. 30-Dec. 6	Mike Monfredo, Quad City
Dec. 7-13	Mikhail Stefanovich, Rapid City
Dec. 14-20	Kyle Jean, Idaho
Dec. 21-27	Mike Embach, Fort Wayne
Dec. 28-Jan. 3	Matt Register, Atlanta
Jan. 4-10	Shane Berschbach, Toledo
Jan. 11-17	Barry Almeida, Utah
Jan. 18-24	Chris Crane, Allen
Jan. 25-31	Johnny Lazo, Colorado
Feb. 1-7	Allan McPherson, Elmira
Feb. 8-14	Garrett Noonan, Cincinnati
Feb. 15-21	Shane Berschbach, Toledo
Feb. 22-28	Cason Hohmann, Elmira
Feb. 29-Mar. 6	Cody Wydo, Wheeling
Mar. 7-13	Kevin Goumas, Reading
Mar. 14-20	Peter MacArthur, Adirondack
Mar. 21-27	Ludwig Blomstrand, Kalamazoo
Mar. 28-Apr. 3	Evan Rankin, Toledo
Apr. 4-9	Michael Kirkpatrick, Adirondack

GOALTENDER OF THE WEEK

Oct. 16-18	Josh Robinson, Missouri
Oct. 19-25	Adam Morrison, Greenville
Oct. 26-Nov. 1	Joel Martin, Kalamazoo
Nov. 2-8	Ryan Faragher, Utah
Nov. 9-15	Vitek Vanecek, South Carolina
Nov. 16-22	Steve Michalek, Quad City
Nov. 23-29	Marek Langhamer, Rapid City
Nov. 30-Dec. 6	Ty Rimmer, Norfolk
Dec. 7-13	Eric Levine, Colorado
Dec. 14-20	Jeff Lerg, Toledo
Dec. 21-27	Branden Komm, South Carolina
Dec. 28-Jan. 3	Pat Nagle, Fort Wayne
Jan. 4-10	Shane Owen, Indy
Jan. 11-17	Kent Simpson, Adirondack
Jan. 18-24	Jack Campbell, Idaho
Jan. 25-31	Jake Paterson, Toledo
Feb. 1-7	Pat Nagle, Fort Wayne
Feb. 8-14	Jack Campbell, Idaho
Feb. 15-21	Danny Battochio, Rapid City
Feb. 22-28	Joel Rumpel, Allen
Feb. 29-Mar. 6	Alain Valiquette, Greenville
Mar. 7-13	Vitek Vanecek, South Carolina
Mar. 14-20	David Shantz, Wichita
Mar. 21-27	Brody Hoffman, Quad City
Mar. 28-Apr. 3	Joel Martin, Kalamazoo
Apr. 4-9	Jussi Olkinuora, Tulsa

PLAYER OF THE MONTH

October	Rob Bordson, Adirondack
November	Jesse Root, Missouri
December	Trent Daavettila, Colorado
January	Shane Berschbach, Toledo
February	Allan McPherson, Elmira
March	Shawn Szydlowski, Fort Wayne

GOALTENDER OF THE MONTH

October	Josh Robinson, Missouri
November	Daniel Altshuller, Florida
December	Josh Robinson, Missouri
January	Jack Campbell, Idaho
February	Andy Iles, Cincinnati
March	Vitek Vanecek, South Carolina

ROOKIE OF THE MONTH

October	Steve Michalek, Quad City
November	Vitek Vanecek, South Carolina
December	C.J. Motte, Elmira
January	Johnny Lazo, Colorado
February	Brett Cameron, South Carolina
March	Cody Wydo, Wheeling

PLUS PERFORMER OF THE MONTH

October	Drew Daniels/Jordon Southorn, Fort Wayne
	Eric Baier, Orlando
November	Patrick Cullity, Missouri
December	Jacob MacDonald, Elmira
January	Collin Bowman, Colorado
February	Anton Cederholm, Kalamazoo
March	Joey Leach, South Carolina

MEIGRAY ALUMNUS OF THE MONTH

October	Mike Condon, Montreal (Ontario/Wheeling)
November	Garret Sparks, Toronto (Orlando)
December	Braden Holtby, Washington (South Carolina)
January	Petr Mrazek, Detroit (Toledo)
February	Michal Neuvirth, Philadelphia, (South Carolina)
March	Scott Wedgewood, New Jersey (Trenton/Adirondack)

2014-15 ECHL AWARD WINNERS**PLAYER OF THE WEEK**

Oct. 17-19	Riley Brace, Wheeling
Oct. 20-26	Mathew Pistilli, Fort Wayne
Oct. 27-Nov. 2	Matt Tassone, Elmira
Nov. 3-9	Mitchell Heard, Fort Wayne
Nov. 10-16	Cory Trivino, Florida
Nov. 17-23	Jon Booras, Tulsa
Nov. 24-30	Garrett Meurs, Fort Wayne
Dec. 1-7	Chad Costello, Allen
Dec. 8-14	Brock Nixon, Colorado
Dec. 15-21	Shawn Szydlowski, Fort Wayne
Dec. 22-28	Thomas Frazee, Fort Wayne
Dec. 29-Jan. 4	Geoff Walker, Ontario
Jan. 5-11	Darryl Bootland, Colorado
Jan. 12-18	Chris Kushneriuk, Florida
Jan. 19-25	Casey Pierro-Zabotel, Gwinnett
Jan. 26-Feb. 1	Jesse Schultz, Rapid City
Feb. 2-8	Derek DeBlois, South Carolina
Feb. 9-15	Chad Painchaud, Brampton
Feb. 16-22	Andrew Rowe, South Carolina
Feb. 23-Mar. 1	Chad Costello, Allen
Mar. 2-8	Brett Robinson, Idaho
Mar. 9-15	David Rutherford, Ontario
Mar. 16-22	Shawn Szydlowski, Fort Wayne
Mar. 23-29	Sahir Gill, Wheeling
Mar. 30-Apr. 5	Matt White, Ontario
Apr. 6-12	Derek Army, Wheeling

GOALTENDER OF THE WEEK

Oct. 17-19	Joe Cannata, Ontario
Oct. 20-26	Jeff Malcolm, Greenville
Oct. 27-Nov. 2	Allen York, Florida
Nov. 3-9	Joel Martin, Kalamazoo
Nov. 10-16	Riley Gill, Allen
Nov. 17-23	Shawn Owen, Stockton
Nov. 24-30	Trevor Cann, Brampton
Dec. 1-7	Jeff Jakaitis, South Carolina
Dec. 8-14	Joel Martin, Kalamazoo
Dec. 15-21	Jason Missiaen, Greenville
Dec. 22-28	Sam Brittain, Cincinnati
Dec. 29-Jan. 4	Olivier Roy, Idaho
Jan. 5-11	Roman Will, Fort Wayne
Jan. 12-18	Ryan Faragher, Utah
Jan. 19-25	Mac Carruth, Indy
Jan. 26-Feb. 1	Connor Knapp, Reading
Feb. 2-8	Garret Sparks, Orlando
Feb. 9-15	Adam Morrison, South Carolina
Feb. 16-22	Igor Bobkov, Utah
Feb. 23-Mar. 1	Troy Redmann, Alaska
Mar. 2-8	Aaron Crandall, Colorado
Mar. 9-15	Jeff Jakaitis, South Carolina
Mar. 16-22	Jeff Lerg, Toledo
Mar. 23-29	Joel Martin, Kalamazoo
Mar. 30-Apr. 5	Igor Bobkov, Utah
Apr. 6-12	Jussi Olkinuora, Ontario

PLAYER OF THE MONTH

October	Curtis Valk, Kalamazoo
November	Greg Miller, Orlando
December	Chad Costello, Allen
January	Trent Daavettila, Colorado
February	Chad Painchaud, Brampton
March	Brendan Connolly, Alaska
April	Chad Costello, Allen

GOALTENDER OF THE MONTH

October	Olivier Roy, Idaho
November	Jeff Lerg, Toledo
December	Jason Missiaen, Greenville
January	Mac Carruth, Indy
February	Jeff Jakaitis
	Adam Morrison, South Carolina
March	Jeff Jakaitis, South Carolina
April	Franky Palazzese, Wheeling

ROOKIE OF THE MONTH

October	Jason Bast, Idaho
November	Olivier Archambault, Alaska
December	Tyler Barnes, Toledo
January	Jason Bast, Idaho
February	Derek DeBlois, South Carolina
March	Eric Faille, Fort Wayne
April	Roman Will, Fort Wayne

PLUS PERFORMER OF THE MONTH

October	Collin Bowman/Taylor Vause, Colorado
November	Mike Little, Florida
	Trevor Ludwig, Allen
December	Chad Costello, Allen
January	Eric Springer/Joe Stejskal, Gwinnett
February	Derek DeBlois, South Carolina
March	Evan Renwick, Alaska
	Adam Brace, Florida
April	Kyle Bonis/Cody Lampl, Toledo

MEIGRAY ALUMNUS OF THE MONTH

October	Scott Darling, Chicago (Florida/Wheeling/Cincinnati)
November	Jaroslav Halak, New York Islanders (Long Beach)
December	Rob Zepp, Philadelphia (Florida)
January	Braden Holtby, Washington (South Carolina)
February	Devan Dubnyk, Minnesota (Stockton)
March	Cam Talbot, New York Rangers (Greenville)

2013-14 ECHL AWARD WINNERS**PLAYER OF THE WEEK**

Oct. 18-20	Jamie MacQueen, Utah
Oct. 21-27	Anthony Nigro, Idaho
Oct. 28-Nov. 3	Wade Megan, Cincinnati
Nov. 4-10	Marc Hagel, South Carolina
Nov. 11-17	Dan DaSilva, Ontario
Nov. 18-24	Zack Torquato, Wheeling
Nov. 25-Dec. 1	Kyle Kraemer, Ontario
Dec. 2-8	Andrew Cherniwchan, South Carolina
Dec. 9-15	Andrew Clark, Stockton
Dec. 16-22	Trent Daavettila, Colorado
Dec. 23-29	Tom Zanoski, Evansville
Dec. 30-Jan. 5	Mike Ullrich, Orlando
Jan. 6-12	Sean Wiles, Reading
Jan. 13-19	Joel Broda, Bakersfield
Jan. 20-26	Cody Sylvester, Wheeling
Jan. 27-Feb. 2	Mike Vaskivuo, Elmira
Feb. 3-9	Nick Mazzolini, Alaska
Feb. 10-16	Mickey Lang, Orlando
Feb. 17-23	Taylor Matson, Orlando
Feb. 24-Mar. 2	Joey Haddad, Gwinnett
Mar. 3-9	Adam Hughesman, Las Vegas
Mar. 10-16	Cody Sylvester, Wheeling
Mar. 17-23	Brian Nugent, Cincinnati
Mar. 24-30	Aaron Clarke, Fort Wayne
Mar. 31-Apr. 6	Chase Schaber, Bakersfield
Apr. 7-13	Geoff Walker, Florida

GOALTENDER OF THE WEEK

Oct. 18-20	Jeff Jakaitis, South Carolina
Oct. 21-27	Mike Clemente, Evansville
Oct. 28-Nov. 3	Laurent Brossoit, Alaska
Nov. 4-10	John Curry, Orlando
Nov. 11-17	Michael Hutchinson, Ontario
Nov. 18-24	Brian Foster, Stockton
Nov. 25-Dec. 1	Mike Condon, Wheeling
Dec. 2-8	Olivier Roy, Alaska
Dec. 9-15	Trevor Cann, Florida
Dec. 16-22	Connor Knapp, Greenville
Dec. 23-29	Laurent Brossoit, Bakersfield
Dec. 30-Jan. 5	Michael Hutchinson, Ontario
Jan. 6-12	Brandon Anderson, Reading
Jan. 13-19	Laurent Brossoit, Bakersfield
Jan. 20-26	Aaron Dell, Utah
Jan. 27-Feb. 2	Igor Bobkov, Utah
Feb. 3-9	Pat Nagle, Idaho
Feb. 10-16	Jason Missiaen, Greenville
Feb. 17-23	Ben Meisner, Fort Wayne
Feb. 24-Mar. 2	Brandon Anderson, Reading
Mar. 3-9	Joel Martin, Kalamazoo
Mar. 10-16	Mike Condon, Wheeling
Mar. 17-23	Igor Bobkov, Utah
Mar. 24-30	Josh Robinson, Idaho
Mar. 31-Apr. 6	Mike Condon, Wheeling
Apr. 7-13	Andy Iles, Florida

PLAYER OF THE MONTH

October	Matthew Pistilli, Florida
November	Mitch Wahl, Idaho
December	Trent Daavettila, Colorado
January	Anthony Luciani, Cincinnati
February	Andrew Rowe, Greenville
March	Jacob Cepis, Orlando
April	Geoff Walker, Florida

GOALTENDER OF THE MONTH

October	Jeff Jakaitis, South Carolina
November	Michael Hutchinson, Ontario
December	Jeff Jakaitis, South Carolina
January	Aaron Dell, Utah
February	Igor Bobkov, Utah
March	Igor Bobkov, Utah
April	Mike Condon, Wheeling

ROOKIE OF THE MONTH

October	Tim Coffman, Alaska
November	Mike Condon, Wheeling
December	Jordan Binnington, Kalamazoo
January	Joe Howe, Cincinnati
February	Taylor Matson, Orlando
March	Josh Nicholls, Greenville
April	Mike Condon, Wheeling

PLUS PERFORMER OF THE MONTH

October	Andrew Rowe, Greenville
November	Brandon MacLean, Florida
December	Daultan Leveille, Evansville
January	Peter Sivak, Alaska
February	Justin Taylor/Yannick Veilleux, Kalamazoo
March	Jonathan Hazen, Cincinnati
April	Rylan Galiardi, Idaho
	Josh Shalla, Cincinnati

MEIGRAY ALUMNUS OF THE MONTH

October	Jaroslav Halak, St. Louis (Long Beach)
November	Jeff Zatkoff, Pittsburgh (Ontario)
December	Martin Jones, Los Angeles (Ontario)
January	Anton Khudobin, Carolina (Texas/Florida)
February	Darcy Kuemper, Minnesota (Ontario/Orlando)
March	Jonathan Quick, Los Angeles (Reading)
April	Kristers Gudlevskis, Tampa Bay (Florida)

2012-13 ECHL AWARD WINNERS**PLAYER OF THE WEEK**

Oct. 12-14	Riley Armstrong, Utah
Oct. 15-21	Artem Demkov, Elmira
Oct. 22-28	Brandon Dubinsky, Alaska
Oct. 29-Nov. 4	Michael Forney, Colorado
Nov. 5-11	Chad Costello, Colorado
Nov. 12-18	Toni Rajala, Stockton
Nov. 19-25	C.J. Stretch, Ontario
Nov. 26-Dec. 2	Brad Mills, Utah
Dec. 3-9	Dylan Clarke, Evansville
Dec. 10-16	Ryan Lasch, Fort Wayne
Dec. 17-23	Phil DeSimone, Trenton
Dec. 24-30	Dan Gendur, Orlando
Dec. 31-Jan. 6	Corey Elkins, Fort Wayne
Jan. 7-13	Nicholas Tremblay, Bakersfield
Jan. 14-20	Bretton Cameron, Greenville
Jan. 21-27	Tyler McNeely, South Carolina
Jan. 28-Feb. 3	Colin Vock, Utah
Feb. 4-10	Andrew Sarauer, Las Vegas
Feb. 11-17	Kevin Baker, Evansville
Feb. 18-24	Stephen Schultz, Trenton
Feb. 25-Mar. 3	Trevor Parkes, Toledo
Mar. 4-10	Mathieu Aubin, Cincinnati
Mar. 11-17	Adam Estoclet, Utah
Mar. 18-24	Jacob Cepis, Trenton
	Shane Harper, Trenton
Mar. 25-30	Mathieu Roy, Florida

GOALTENDER OF THE WEEK

Oct. 12-14	Marc Cheverie, Elmira
Oct. 15-21	Josh Robinson, Idaho
Oct. 22-28	Mike Lee, Gwinnett
Oct. 29-Nov. 4	Chris Carrozzi, Ontario
Nov. 5-11	Mike Lee, Gwinnett
Nov. 12-18	Philipp Grubauer, Reading
Nov. 19-25	Thomas Heemskerck, San Francisco
Nov. 26-Dec. 2	Ryan Zapolski, South Carolina
Dec. 3-9	Cody Reichard, Stockton
Dec. 10-16	Nathan Lieuwen, Greenville
Dec. 17-23	Peter Delmas, Wheeling
Dec. 24-30	Ryan Zapolski, South Carolina
Dec. 31-Jan. 6	Joel Martin, Kalamazoo
Jan. 7-13	Pat Nagle, Florida
Jan. 14-20	John Curry, Orlando
Jan. 21-27	Joel Martin, Kalamazoo
Jan. 28-Feb. 3	Kent Simpson, Toledo
Feb. 4-10	Joe Fallon, Las Vegas
Feb. 11-17	Brian Stewart, Bakersfield
Feb. 18-24	Ryan Zapolski, South Carolina
Feb. 25-Mar. 3	Michael Houser, Cincinnati
Mar. 4-10	Peter Delmas, Wheeling
Mar. 11-17	Riley Gill, Reading
Mar. 18-24	Riley Gill, Reading
Mar. 25-30	Jesse Deckert, Florida

PLAYER OF THE MONTH

October	Nick Petersen, Orlando
November	Chad Costello, Colorado
December	Yannick Tifu, Reading
January	Colton Yellow Horn, Ontario
February	Mathieu Roy, Florida
March	Mathieu Roy, Florida

GOALTENDER OF THE MONTH

October	Marc Cheverie, Elmira
November	Philipp Grubauer, Reading
December	Ryan Zapolski, South Carolina
January	Ken Reiter, Fort Wayne
February	Ryan Zapolski, South Carolina
March	Riley Gill, Reading

ROOKIE OF THE MONTH

October	Doug Jones, Gwinnett
November	Josh Robinson, Idaho
December	Marcel Noebels, Trenton
January	Austin Fyten, Idaho
February	Tyler Gron, Idaho
March	Corey Trivino, Florida

PLUS PERFORMER OF THE MONTH

October	Drew MacKenzie, Utah
November	Kyle Kraemer, Ontario
December	Andrej Nestrasil, Toledo
January	Dustin Gazley, Elmira
February	Judd Blackwater, Las Vegas
March	Rylan Galiardi, Idaho

MEIGRAY ALUMNUS OF THE MONTH

October	Alexandre Bolduc, Portland (Bakersfield)
November	Barry Brust, Abbotsford (Florida/Reading)
December	Braden Holtby, Hershey (South Carolina)
January	Cory Conacher, Tampa Bay (Cincinnati)
February	Francois Beauchemin, Anaheim (Mississippi)
March	James Reimer, Toronto (Reading/South Carolina)

2011-12 ECHL AWARD WINNERS**PLAYER OF THE WEEK**

Oct. 14-16	Evan Barlow, Elmira
Oct. 17-23	Justin Shugg, Florida
Oct. 24-30	Eric Lampe, Las Vegas
Oct. 31-Nov. 6	Brandon Svendsen, Kalamazoo
Nov. 7-13	Olivier Labelle, Reading
Nov. 14-20	Chris Barton, Wheeling
Nov. 21-27	Chad Klassen, Idaho
Nov. 28-Dec. 4	Mitch Fadden, Utah
Dec. 5-11	Chad Costello, Colorado
Dec. 12-18	Riley Nelson, Colorado
Dec. 19-25	Michael Forney, Colorado
Dec. 26-Jan. 1	Tyler Helfrich, Bakersfield
Jan. 2-8	Dustin Gazley, Elmira
Jan. 9-15	Joey Martin, Toledo
Jan. 16-22	Jordan Pietrus, Elmira
Jan. 23-29	Justin Bowers, Greenville
Jan. 30-Feb. 5	Chris Doyle, Stockton
Feb. 6-12	Evan Trupp, Bakersfield
Feb. 13-19	Andy Bohmbach, Trenton
Feb. 20-26	Kevin Ulanski, Colorado
Feb. 27-Mar. 4	Rylan Galiardi, Florida
Mar. 5-11	Paul McIlveen, Utah
Mar. 12-18	Peter Boyd, Bakersfield
Mar. 13-25	Yannick Riendeau, Reading
Mar. 26-31	Adam Miller, Las Vegas

GOALTENDER OF THE WEEK

Oct. 14-16	Gerald Coleman, Alaska
Oct. 17-23	Gerald Coleman, Alaska
Oct. 24-30	Andrew Engelage, Utah
Oct. 31-Nov. 6	Philipp Grubauer, S. Carolina
Nov. 7-13	Nic Riopel, Greenville
Nov. 14-20	Olivier Roy, Stockton
Nov. 21-27	Darcy Kuemper, Ontario
Nov. 28-Dec. 4	Brian Stewart, Elmira
Dec. 5-11	Jason Missiaen, Greenville
Dec. 12-18	Jeff Jakaitis, Gwinnett
Dec. 19-25	Jerry Kuhn, Idaho
Dec. 26-Jan. 1	Jeff Jakaitis, Gwinnett
Jan. 2-8	Olivier Roy, Stockton
Jan. 9-15	Adam Courchaine, Alaska
Jan. 16-22	Daren Machesney, S. Carolina
Jan. 23-29	Joe Fallon, Las Vegas
Jan. 30-Feb. 5	Peter Delmas, Wheeling
Feb. 6-12	Alec Richards, Toledo
Feb. 13-19	Pat Nagle, Florida
Feb. 20-26	Adam Courchaine, Alaska
Feb. 27-Mar. 4	Jason Missiaen, Greenville
Mar. 5-11	Ryan Zapolski, Gwinnett
Mar. 12-18	James Reid, Alaska
Mar. 13-25	Andrew Engelage, Utah
Mar. 26-31	Bryan Hince, Idaho

PLAYER OF THE MONTH

October	Eric Lampe, Las Vegas
November	Jeff Prough, Greenville
December	Wes Goldie, Alaska
January	Justin Bowers, Greenville
February	Kevin Ulanski, Colorado
March	Nick Sirota, Kalamazoo

GOALTENDER OF THE MONTH

October	Gerald Coleman, Alaska
November	Philipp Grubauer, South Carolina
December	Jeff Jakaitis, Gwinnett
January	Chris Carrozzi, Ontario
February	Riley Gill, Kalamazoo
March	Brian Stewart, Elmira

ROOKIE OF THE MONTH

October	Scott Freeman, Bakersfield
November	Chris Barton, Wheeling
December	Anthony Luciani, Cincinnati
January	Philipp Grubauer, South Carolina
February	Dustin Gazley, Elmira
March	Scott Pitt, Florida

PLUS PERFORMER OF THE MONTH

October	Joe Sova, Kalamazoo
November	Russ Sinkewich, Alaska
December	Chad Costello, Colorado
January	Pierre-Luc O'Brien, S. Carolina
February	Joey Sides, Colorado
March	Denny Urban, Reading

MEIGRAY ALUMNUS OF THE MONTH

October	Jonathan Quick, Los Angeles (Reading)
November	Tim Thomas, Boston (Birmingham)
December	Richard Bachman, Dallas (Idaho)
January	Jaroslav Halak, St. Louis (Long Beach)
February	Mike Smith, Phoenix (Lexington)
March	Michael Ryder, Dallas (Tallahassee/Mississippi)

2010-11 ECHL AWARD WINNERS**PLAYER OF THE WEEK**

Oct. 15-17	Michael Dubuc, Elmira
Oct. 18-24	Derek Nesbitt, Gwinnett
Oct. 25-31	Nick Petersen, Wheeling
Nov. 1-7	Ryan Garbutt, Gwinnett
Nov. 8-14	Brad Snetsinger, Utah
Nov. 15-21	Wes Goldie, Alaska
Nov. 22-28	Brett Parnham, Utah
Nov. 29-Dec. 5	Francis Lemieux, Florida
Dec. 6-12	Tyler Mosienko, Las Vegas
Dec. 13-19	Ryan Ginand, Trenton
Dec. 20-26	Matt Beca, Florida
Dec. 27-Jan. 2	Scott Howes, Alaska
Jan. 3-9	Rob Ricci, South Carolina
Jan. 10-16	Bretton Cameron, Stockton
Jan. 17-23	Marty Fichel, Idaho
Jan. 24-30	Nick Petersen, Wheeling
Jan. 31-Feb. 6	Mike Hedden, Toledo
Feb. 7-13	Trent Daavettila, Kalamazoo
Feb. 14-20	Matt Beca, Florida
Feb. 21-27	Justin Donati, Elmira
Feb. 28-Mar. 6	Mark Derlago, Idaho
Mar. 7-13	Wes Goldie, Alaska
Mar. 14-20	Andrew Sarauer, Reading
Mar. 21-27	Steve Vanoosten, Stockton
Mar. 28-Apr. 2	Jeff Prough, Trenton

GOALTENDER OF THE WEEK

Oct. 15-17	Patrick Killeen, Wheeling
Oct. 18-24	Tyson Sexsmith, Stockton
Oct. 25-31	Nic Riopel, Greenville
Nov. 1-7	Bryan Pitton, Stockton
Nov. 8-14	Kellen Briggs, Ontario
Nov. 15-21	David Shantz, Victoria
Nov. 22-28	Billy Sauer, Gwinnett
Nov. 29-Dec. 5	Dov Grumet-Morris, Greenville
Dec. 6-12	Dov Grumet-Morris, Greenville
Dec. 13-19	Josh Tordjman, Bakersfield
Dec. 20-26	Josh Tordjman, Bakersfield
Dec. 27-Jan. 2	J.P. Lamoureux, Utah
Jan. 3-9	Andrew Engelage, Utah
Jan. 10-16	Ryan Nie, Kalamazoo
Jan. 17-23	Joe Fallon, Las Vegas
Jan. 24-30	Peter Delmas, Wheeling
Jan. 31-Feb. 6	Andrew Engelage, Utah
Feb. 7-13	David Shantz, Victoria
Feb. 14-20	Matt Dalton, Reading
Feb. 21-27	Nic Riopel, Greenville
Feb. 28-Mar. 6	Chris Carrozzi, Gwinnett
Mar. 7-13	Marco Cousineau, Elmira
Mar. 14-20	Tyson Sexsmith, Stockton
Mar. 21-27	Brian Stewart, Bakersfield
Mar. 28-Apr. 2	Michael Ouzas, Las Vegas

PLAYER OF THE MONTH

October	Derek Nesbitt, Gwinnett
November	Brendan Connolly, Greenville
December	Ben Street, Wheeling
January	Evan Barlow, Idaho
February	Trent Daavettila, Kalamazoo
March	Wes Goldie, Alaska

GOALTENDER OF THE MONTH

October	Riley Gill, Victoria
November	Michael Ouzas, Las Vegas
December	Dov Grumet-Morris, Greenville
January	Tyler Beskorowany, Idaho
February	Adam Courchaine, Alaska
March	Gerald Coleman, Alaska

ROOKIE OF THE MONTH

October	Aaron Bendickson, Gwinnett
November	Kael Mouillierat, Idaho
December	Mike McKenzie, Florida
January	Nick Petersen, Wheeling
February	Chris Langkow, Alaska
March	Brian Stewart, Bakersfield

PLUS PERFORMER OF THE MONTH

October	Derek Nesbitt, Gwinnett
November	Brendan Connolly, Greenville
December	Cedric McNicoll, Florida
January	Nick Petersen, Wheeling
February	Trent Daavettila, Kalamazoo
March	Ethan Cox, Alaska

MEIGRAY ALUMNUS OF THE MONTH

October	Tim Thomas, Los Angeles (Birmingham)
November	Michal Neuvirth, Washington (South Carolina)
December	Jonathan Quick, Los Angeles (Reading)
January	Alexandre Burrows, Vancouver (Greenville/Baton Rouge/Columbia)
February	Johan Hedberg, New Jersey (Baton Rouge)
March	Braden Holtby, Washington (South Carolina)

2009-10 ECHL AWARD WINNERS**PLAYER OF THE WEEK**

Oct. 15-18	Jamie Milam, Toledo
Oct. 19-25	John Lammers, Alaska
Oct. 26-Nov. 1	Stefano Giliati, Reading
Nov. 2-8	Jacob Micflikier, Florida
Nov. 9-15	Justin Donati, Elmira
Nov. 16-22	Dan Sexton, Bakersfield
Nov. 23-29	Harrison Reed, Florida
Nov. 30-Dec. 6	Adam Miller, Las Vegas
Dec. 7-13	Matt Robinson, Stockton
Dec. 14-20	Ben Gordon, Reading
Dec. 21-27	Ryan Cruthers, Reading
Dec. 28-Jan. 3	Justin Donati, Elmira
Jan. 4-10	Ned Lukacevic, Las Vegas
Jan. 11-17	Thomas Beaugard, Wheeling
Jan. 18-24	Tyler Donati, Elmira
Jan. 25-31	Mark Derlago, Idaho
Feb. 1-7	Mark Derlago, Idaho
Feb. 8-14	Tyler Donati, Elmira
Feb. 15-21	Matt Vokes, Trenton
Feb. 22-28	James Sixsmith, Utah
Mar. 1-7	Stefano Giliati, Reading
Mar. 8-14	Adam Miller, Las Vegas
Mar. 15-21	Andrew Martens, Ontario
Mar. 22-28	Andrew Fournier, Kalamazoo
Mar. 29-Apr. 3	Daniel Steiner, Reading

GOALTENDER OF THE WEEK

Oct. 15-18	Rejean Beauchemin, Idaho
Oct. 19-25	Ryan Nie, Kalamazoo
Oct. 26-Nov. 1	Richard Bachman, Idaho
Nov. 2-8	Curtis Darling, Ontario
Nov. 9-15	Matt Keetley, Victoria
Nov. 16-22	Mitch O'Keefe, Utah
Nov. 23-29	Rejean Beauchemin, Idaho
Nov. 30-Dec. 6	Mark Dekanich, Cincinnati
Dec. 7-13	Ryan Munce, Charlotte
Dec. 14-20	David Shantz, Victoria
Dec. 21-27	Bryan Pitton, Stockton
Dec. 28-Jan. 3	David Shantz, Victoria
Jan. 4-10	Brad Thiessen, Wheeling
Jan. 11-17	Frank Doyle, Alaska
Jan. 18-24	Barry Brust, Florida
Jan. 25-31	Bryan Pitton, Stockton
Feb. 1-7	Julien Ellis, Elmira
Feb. 8-14	Andrew Perugini, Stockton
Feb. 15-21	Shane Connelly, South Carolina
Feb. 22-28	Curtis Darling, Ontario
Mar. 1-7	Ryan Nie, Kalamazoo
Mar. 8-14	Jimmy Spratt, Las Vegas
Mar. 15-21	Jordan Pearce, Toledo
Mar. 22-28	Dave Caruso, Trenton
Mar. 29-Apr. 3	Billy Sauer, Alaska

PLAYER OF THE MONTH

October	Ryan Kinasewich, Utah
November	Jacob Micflikier, Florida
December	Ben Gordon, Reading
January	Mark Derlago, Idaho
February	Tyler Donati, Elmira
March	Adam Miller, Las Vegas

GOALTENDER OF THE MONTH

October	Ryan Nie, Kalamazoo
November	Timo Pielmeier, Bakersfield
December	Todd Ford, South Carolina
January	Frank Doyle, Alaska
February	Dave Caruso, Trenton
March	Ryan Munce, Charlotte

ROOKIE OF THE MONTH

October	Justin Donati, Elmira
November	Connor Shields, Johnstown
December	Justin Donati, Elmira
January	Evan Barlow, Idaho
February	Matt Vokes, Trenton
March	Chris D'Alvise, Stockton

PLUS PERFORMER OF THE MONTH

October	Evan Barlow, Idaho
	Anton Kharin, Kalamazoo
November	T.J. Reynolds, Charlotte
December	Trent Campbell, South Carolina
	Chris Capraro, Wheeling
	Ryan Constant, Stockton
	Ben Gordon, Reading
January	Mat Robinson, Elmira
	Anthony Aiello, Stockton
February	Brett Motherwell, Cincinnati
March	Mark Derlago, Idaho

MEIGRAY ALUMNUS OF THE MONTH

October	Jonathan Quick, Los Angeles (Reading)
November	Rich Peverley, Atlanta (South Carolina/Reading)
December	Dan Sexton, Anaheim (Bakersfield)
January	Alexandre Burrows, Vancouver (Greenville/Baton Rouge/Columbia)
February	Mark Streit, New York Islanders (Tallahassee)
March	Jaroslav Halak, Montreal (Long Beach)

2008-09 ECHL AWARD WINNERS**PLAYER OF THE WEEK**

Oct. 17-19	Kimbi Daniels, Phoenix
Oct. 20-26	Tommy Goebel, Wheeling
Oct. 27-Nov. 2	Mark Derlago, Bakersfield
Nov. 3-9	Mathieu Melanson, Mississippi
Nov. 10-16	Ryan Garlock, Johnstown
Nov. 17-23	Kevin Baker, Florida
Nov. 24-30	Jacob Micflikier, Florida
Dec. 1-7	Brad Schell, Gwinnett
Dec. 8-14	Travis Morin, South Carolina
Dec. 15-21	Kevin Baker, Florida
Dec. 22-28	Michael Dubuc, South Carolina
Dec. 29-Jan. 4	Michael Cohen, Cincinnati
Jan. 5-11	Cory Urquhart, Stockton
Jan. 12-18	Mike Lalonde, Stockton
Jan. 19-25	Ryan Kinasewich, Utah
Jan. 26-Feb. 1	Jimmy Kilpatrick, Cincinnati
Feb. 2-8	Michael Dubuc, South Carolina
Feb. 9-15	Mike Wirll, Bakersfield
Feb. 16-22	Chad Painchaud, Bakersfield
Feb. 23-Mar. 1	Mike Wirll, Bakersfield
Mar. 2-8	Rob Hennigar, Utah
Mar. 9-15	Eric Castonguay, Trenton
Mar. 16-22	Bryan McGregor, Idaho
Mar. 23-29	Ben Gordon, Reading
Mar. 30-Apr. 4	Bryan McGregor, Idaho

GOALTENDER OF THE WEEK

Oct. 17-19	Jeff Jakaitis, Charlotte
Oct. 20-26	Jeff Zatkoff, Ontario
Oct. 27-Nov. 2	Kris Mayotte, Johnstown
Nov. 3-9	Anton Khudobin, Florida
Nov. 10-16	Jonathan Boutin, Victoria
Nov. 17-23	Curtis Darling, Wheeling
Nov. 24-30	John Murray, Ontario
Dec. 1-7	Craig Kowalski, Phoenix
Dec. 8-14	Jeremy Duchesne, Mississippi
Dec. 15-21	Todd Ford, Victoria
Dec. 22-28	Ian Vigier, South Carolina
Dec. 29-Jan. 4	Gerald Coleman, Trenton
Jan. 5-11	Michae Ouzas, Reading
Jan. 12-18	David Leggio, Florida
Jan. 19-25	Craig Kowalski, Phoenix
Jan. 26-Feb. 1	Kris Mayotte, Johnstown
Feb. 2-8	Mitch O'Keefe, Elmira
Feb. 9-15	Ian Keserich, Johnstown
Feb. 16-22	Jeff Jakaitis, Charlotte
Feb. 23-Mar. 1	Andrew Perugini, Stockton
Mar. 2-8	Curtis Darling, Wheeling
Mar. 9-15	Glenn Fisher, Las Vegas
Mar. 16-22	James Reimer, South Carolina
Mar. 23-29	Matt Climie, Idaho
Mar. 30-Apr. 4	David Leggio, Florida

PLAYER OF THE MONTH

October	Tommy Goebel, Wheeling
November	Kevin Baker, Florida
December	Wes Goldie, Victoria
January	Ryan Kinasewich, Utah
February	Mark Derlago, Bakersfield
March	Bryan McGregor, Idaho

GOALTENDER OF THE MONTH

October	Jeff Jakaitis, Charlotte
November	Anton Khudobin, Florida
December	Todd Ford, Victoria
January	David Leggio, Florida
February	Ryan Munce, Mississippi
March	Matt Climie, Idaho

ROOKIE OF THE MONTH

October	Jeff Zatkoff, Ontario
November	Jean-Philippe Lamoureux, Alaska
December	Matt Climie, Idaho
January	Jimmy Kilpatrick, Cincinnati
February	Brad Snetsinger, Trenton
March	Rob Hennigar, Utah

PLUS PERFORMER OF THE MONTH

October	Tommy Goebel, Wheeling
November	Kyle Wharton, Johnstown
December	Gary Gladue, Victoria
January	Luke Erickson, Alaska
February	Nate Kiser, South Carolina
March	Bruce Graham, Bakersfield

MEIGRAY ALUMNUS OF THE MONTH

October	Mike Smith, Tampa Bay (Lexington)
November	Joy MacDonald, New York Islanders (Toledo)
December	Tim Thomas, Boston (Birmingham)
February	Tomas Vokoun, Florida (Wheeling)
March	Alex Burrows, Vancouver (Greenville)

2007-08 ECHL AWARD WINNERS**PLAYER OF THE WEEK**

Oct. 18-21	Daniel Sisca, Phoenix
Oct. 22-28	Scott Burt, Utah
Oct. 29-Nov. 4	Ash Goldie, Victoria
Nov. 5-11	Chris Blight, Reading
Nov. 12-18	Derek Damon, Florida
Nov. 19-25	Brett Pilkington, Elmira
Nov. 26-Dec. 2	Aaron Slattengren, Augusta
Dec. 3-9	Bryan Rodney, Elmira
Dec. 10-16	Matt Beaudoin, Dayton
Dec. 17-23	Chris Chaput, South Carolina
Dec. 24-30	Olivier Filion, Alaska
Dec. 31-Jan. 6	Preston Callander, Florida
Jan. 7-13	Aaron Slattengren, Augusta
Jan. 14-20	Tyler Haskins, Utah
	Ryan Kinasewich, Utah
Jan. 21-27	Ash Goldie, Victoria
Jan. 28-Feb. 3	Luke Curtin, Fresno
Feb. 4-10	Mark Derlago, Bakersfield
Feb. 11-17	Mathieu Melanson, Florida
Feb. 18-24	Mathieu Aubin, Cincinnati
Feb. 25-Mar. 2	Alexandre Imbeault, Johnstown
Mar. 3-9	Brett Hemingway, Alaska
Mar. 10-16	Bobby Robins, Elmira
Mar. 17-23	Wes Goldie, Victoria
Mar. 24-30	Randy Rowe, Johnstown
Mar. 31-Apr. 6	Trent Campbell, South Carolina

GOALTENDER OF THE WEEK

Oct. 18-21	John Curry, Las Vegas
Oct. 22-28	Ryan Nie, Johnstown
Oct. 29-Nov. 4	Chris Beckford-Tseu, Alaska
Nov. 5-11	Josh Johnson, South Carolina
Nov. 12-18	Dan LaCosta, Elmira
Nov. 19-25	Kellen Briggs, Idaho
Nov. 26-Dec. 2	Justin Peters, Florida
Dec. 3-9	Craig Kowalski, Gwinnett
Dec. 10-16	Dan Turple, Gwinnett
Dec. 17-23	Davis Parley, South Carolina
Dec. 24-30	Josh Johnson, South Carolina
Dec. 31-Jan. 6	Ryan Munce, Mississippi
Jan. 7-13	Jake Moreland, Fresno
Jan. 14-20	Justin Peters, Florida
Jan. 21-27	Kevin Lalande, Las Vegas
Jan. 28-Feb. 3	Matt Zaba, Idaho
Feb. 4-10	Mike Brodeur, Pensacola
Feb. 11-17	Dov Grumet-Morris, Cincinnati
Feb. 18-24	Marek Schwarz, Alaska
Feb. 25-Mar. 2	Kris Tebbs, Texas
Mar. 3-9	Chris Holt, Charlotte
Mar. 10-16	Jason Smith, Trenton
Mar. 17-23	John Murray, Reading
Mar. 24-30	Ryan Nie, Johnstown
Mar. 31-Apr. 6	Billy Thompson, Victoria

PLAYER OF THE MONTH

November	Daniel Sisca, Phoenix
December	Jean-Michel Daoust, Cincinnati
January	Jean-Michel Daoust, Cincinnati
February	Oren Eizenman, Fresno
March	John Lammers, Idaho
April	Randy Rowe, Johnstown

GOALTENDER OF THE MONTH

November	Justin Peters, Florida
December	Daniel Manzato, Las Vegas
January	Josh Johnson, South Carolina
February	Jake Moreland, Fresno
March	Cedrick Desjardins, Cincinnati
April	Davis Parley, South Carolina

ROOKIE OF THE MONTH

November	Travis Morin, South Carolina
December	David Desharnais, Cincinnati
January	Oren Eizenman, Fresno
February	Tyler Haskins, Utah
March	David Desharnais, Cincinnati
April	David Desharnais, Cincinnati

PLUS PERFORMER OF THE MONTH

November	P.J. Atherton, Reading
	Chris Ferraro, Las Vegas
	Travis Morin, South Carolina
December	David Desharnais, Cincinnati
January	Scott Reynolds, Cincinnati
	Matt Macdonald, Cincinnati
	Nate Kiser, South Carolina
February	Pat Oliveto, Mississippi
	John Adams, Texas
March	Chad Starling, Cincinnati
April	Derick Martin, Alaska
	Randy Rowe, Johnstown

MEIGRAY ALUMNUS OF THE MONTH

November	Dan Ellis, Nashville (Idaho)
December	Mike Smith, Dallas (Lexington)
January	Joe Corvo, Ottawa (Hampton Roads)
February	Patrick Lalime, Chicago (Hampton Roads)
March	Kamil Kreps, Florida (Texas)
April	Andrew Brunette, Colorado (Hampton Roads)
May	Bruce Boudreau, Washington (Mississippi)

2006-07 ECHL AWARD WINNERS**PLAYER OF THE WEEK**

Oct. 20-22	Dusty Jamieson, Charlotte
Oct. 23-29	Colton Fretter, Gwinnett
Oct. 30-Nov. 5	Kevin Baker, Texas
Nov. 6-12	Gabriel Proulx, Long Beach
Nov. 13-19	Mac Faulkner, Columbia
Nov. 20-26	Olivier Proulx, Texas
Nov. 27-Dec. 3	Mike Pandolfo, Trenton
Dec. 4-10	Greg Hogeboom, Reading
Dec. 11-17	Reggie Berg, Florida
Dec. 18-24	Ryan Kinasewich, Utah
Dec. 25-31	P.J. Atherton, Johnstown
Jan. 1-7	Matt W. Reid, South Carolina
Jan. 8-14	Ryan Kinasewich, Utah
Jan. 15-21	Marco Rosa, Texas
Jan. 22-28	Marc-Andre Bernier, Victoria
Jan. 29-Feb. 4	Sam Ftorek, Cincinnati
Feb. 5-11	Mike Scott, Alaska
Feb. 12-18	Vince Bellissimo, Florida
Feb. 19-25	Derek Nesbitt, Idaho
Feb. 26-Mar. 4	Yannick Tifu, Dayton
Mar. 5-11	Mathieu Melanson, Stockton
Mar. 12-18	Mark Lee, Charlotte
Mar. 19-25	Brock Radunske, Stockton
Mar. 26-Apr. 1	Mark Lee, Charlotte
Apr. 2-7	Reggie Berg, Florida

GOALTENDER OF THE WEEK

Oct. 20-22	Cedrick Desjardins, Cincinnati
Oct. 23-29	Dan Turple, Gwinnett
Oct. 30-Nov. 5	Steve Silverthorn, Idaho
Nov. 6-12	Andy Franck, Wheeling
Nov. 13-19	Mike McKenna, Las Vegas
Nov. 20-26	Isaac Reichmuth, Alaska
Nov. 27-Dec. 3	Mike McKenna, Las Vegas
Dec. 4-10	Jamie Hodson, Bakersfield
Dec. 11-17	Cody Rudkowsky, Phoenix
Dec. 18-24	Craig Kowalski, Florida
Dec. 25-31	Ryan MacDonald, Fresno
Jan. 1-7	Derek Gustafson, Alaska
Jan. 8-14	Cedrick Desjardins, Cincinnati
Jan. 15-21	Mike Brodeur, Toledo
Jan. 22-28	Ervins Mustukovs, Toledo
Jan. 29-Feb. 4	Jamie Hodson, Bakersfield
Feb. 5-11	Derek Gustafson, Alaska
Feb. 12-18	Julian Ellis, Victoria
Feb. 19-25	Mike McKenna, Las Vegas
Feb. 26-Mar. 4	Terry Denike, Dayton
Mar. 5-11	Matthew Yeats, Texas
Mar. 12-18	Logan Koopmans, Toledo
Mar. 19-25	Terry Denike, Dayton
Mar. 26-Apr. 1	Ryan Munce, Johnstown
Apr. 2-7	Mike McKenna, Las Vegas

PLAYER OF THE MONTH

November	Dusty Jamieson, Charlotte
December	Kevin Baker, Texas
January	Brad Schell, Gwinnett
February	Mike Wirll, Pensacola
March	Adam Taylor, Florida
April	Brock Radunske, Stockton

GOALTENDER OF THE MONTH

November	Steve Silverthorn, Idaho
December	Matthew Yeats, Texas
January	Ryan MacDonald, Fresno
February	Derek Gustafson, Alaska
March	Kevin Nastiuk, Las Vegas
April	Matthew Yeats, Texas

ROOKIE OF THE MONTH

November	Colton Fretter, Gwinnett
December	Jamie Fraser, South Carolina
January	Joe Zappala, Reading
February	Dave McKee, Augusta
March	Jamie Milam, Gwinnett
April	Bryan Bridges, Victoria

PLUS PERFORMER OF THE MONTH

November	Chris Cava, Trenton
December	Matt Shasby, Alaska
January	Shawn Germain, Reading
February	Corbin Schmidt, Alaska
March	Adam Taylor, Florida

MEIGRAY ALUMNUS OF THE MONTH

November	Mike Smith, Dallas (Lexington)
December	Andrew Brunette, Colorado (Hampton Roads)
January	Michael Ryder, Montréal (Tallahassee/Mississippi)
February	Michel Ouellet, Pittsburgh (Wheeling)
March	Tim Thomas, Boston (Birmingham)
April	Jaroslav Halak, Montréal (Long Beach)

2005-06 ECHL AWARD WINNERS**PLAYER OF THE WEEK**

Oct. 21-23	Mike Pandolfo, Reading
Oct. 24-30	Luke Curtin, Fresno
Oct. 31-Nov. 6	Brendon Hodge, Wheeling
Nov. 7-13	Barrett Heisten, Alaska
Nov. 14-20	Shay Stephenson, Reading
Nov. 21-27	Garett Bembridge, Idaho
Nov. 28-Dec. 4	Adam Courchaine, Pensacola
Dec. 5-11	Guillaume Desbiens, Gwinnett
Dec. 12-18	Pascal Pelletier, Gwinnett
Dec. 19-25	Garett Bembridge, Idaho
Dec. 26-Jan. 1	Ryan Kinasewich, Utah
Jan. 2-8	Steve Saviano, Florida
Jan. 9-15	Milan Gajic, Gwinnett
Jan. 16-22	Dusty Jamieson, Charlotte
Jan. 23-29	Brad Schell, Gwinnett
Jan. 30-Feb. 5	Ben Knopp, Phoenix
Feb. 6-12	Shawn Mather, Fresno
Feb. 13-19	Ryan Lang, Augusta
Feb. 20-26	Ryan Kinasewich, Utah
Feb. 27-Mar. 5	Jon Awe, Gwinnett
Mar. 6-12	Joel Irwin, Stockton
Mar. 13-19	D'Arcy McConvey, Idaho
Mar. 20-26	Alex Kim, San Diego
Mar. 27-Apr. 2	Steve Saviano, Florida
Apr. 3-9	Steve Slaton, Gwinnett
Apr. 10-16	David Bararuk, Idaho
Apr. 17-23	Bracken Kearns, Toledo
Apr. 24-30	Fraser Clair, Fresno

GOALTENDER OF THE WEEK

Oct. 21-23	Seamus Kotyk, Augusta
Oct. 24-30	Chris Beckford-Tseu, Alaska
Oct. 31-Nov. 6	Brett Jaeger, Fresno
Nov. 7-13	Alfie Michaud, Utah
Nov. 14-20	Chris Beckford-Tseu, Alaska
Nov. 21-27	Jason Wolfe, Augusta
Nov. 28-Dec. 4	Matt Underhill, Alaska
Dec. 5-11	Marc Magliarditi, Las Vegas
Dec. 12-18	Greg Hewitt, Long Beach
Dec. 19-25	Steve Silverthorn, Idaho
Dec. 26-Jan. 1	Sean Fields, Gwinnett
Jan. 2-8	Tyler Weiman, San Diego
Jan. 9-15	Todd Ford, Pensacola
Jan. 16-22	Cam Ellsworth, Greenville
Jan. 23-29	Jake Moreland, Stockton
Jan. 30-Feb. 5	Jani Hurme, Columbia
Feb. 6-12	Chris Beckford-Tseu, Alaska
Feb. 13-19	Alfie Michaud, Utah
Feb. 20-26	B.J. Boxma, Victoria
Feb. 27-Mar. 5	Andy Franck, Wheeling
Mar. 6-12	Morgan Cey, Johnstown
Mar. 13-19	Drew MacIntyre, Toledo
Mar. 20-26	Yutaka Fukufuji, Reading
Mar. 27-Apr. 2	Rejean Beauchemin, Trenton
Apr. 3-9	Phil Osaer, Florida
Apr. 10-16	Jamie Holden, Fresno
Apr. 17-23	Sean Fields, Gwinnett
Apr. 24-30	Chris Beckford-Tseu, Alaska

PLAYER OF THE MONTH

October	Scooter Smith, Toledo
November	Garett Bembridge, Idaho
December	Chris Minard, Alaska
January	Steve Saviano, Florida
February	Ryan Kinasewich, Utah
March	D'Arcy McConvey, Idaho
April	Brendon Hodge, Wheeling

GOALTENDER OF THE MONTH

October	Chris Beckford-Tseu, Alaska
November	Cody Rudkowsky, Reading
December	Matt Underhill, Alaska
January	Davis Parley, South Carolina
February	Alfie Michaud, Utah
March	Drew MacIntyre, Toledo
April	Andy Franck, Wheeling

ROOKIE OF THE MONTH

October	Sean Collins, Wheeling
November	Greg Hogeboom, Reading
December	Mike McKenna, Las Vegas
January	Alex Leavitt, Alaska
February	Milan Gajic, Gwinnett
March	Chris Blight, Toledo
April	Jeff Glass, Charlotte

PLUS PERFORMER OF THE MONTH

October	D'Arcy McConvey, Idaho
	B.J. Adams, Toledo
November	Chris Barr, Reading
December	Chris Minard, Alaska
January	Mike McBain, Las Vegas
February	Garett Cameron, Utah
March	Vince Bellissimo, Florida
	Steve Saviano, Florida
April	Luis Tremblay, Wheeling

MEIGRAY ALUMNUS OF THE MONTH

October	Manny Legace, Detroit (Richmond)
November	Andrew Brunette, Colorado (Hampton Roads)
December	Michel Ouellet, Pittsburgh (Wheeling)
January	David Aebischer, Colorado (Chesapeake/Wheeling)
February	Ruslan Fedotenko, Tampa Bay (Trenton)
March	Alexandre Burrows, Vancouver (Greensboro/Baton Rouge/Columbia)
April	Andrew Brunette, Colorado (Hampton Roads)

2004-05 ECHL AWARD WINNERS**PLAYER OF THE WEEK**

Oct. 22-24	Kyle Kidney, Pee Dee
Oct. 25-31	Damian Surma, Florida
Nov. 1-7	Martin St. Pierre, Greenville
Nov. 8-14	Brett Nowak, Atlantic City
Nov. 15-21	Andrew Ianiero, Texas
Nov. 22-28	Derek Edwardson, Atlantic City
Nov. 29-Dec. 5	Brent McDonald, Florida
Dec. 6-12	Brad Dexter, Victoria
Dec. 13-19	Dwayne Hay, Pensacola
Dec. 20-26	Damian Surma, Florida
Dec. 27-Jan. 2	Ryan Kinasewich, Reading
Jan. 3-9	Chris Minard, Alaska
Jan.10-16	Rich Peeverley, South Carolina
Jan. 17-23	Joe Talbot, Alaska
Jan. 24-30	Reggie Berg, Florida
Jan. 31-Feb.6	Yevgeny Lazarev, Wheeling
Feb. 7-13	Dusty Jamieson, Charlotte
Feb. 14-20	Jamie Johnson, Augusta
Feb. 21-27	Chris Minard, Alaska
Feb. 28-Mar. 6	Mathieu Brunelle, Bakersfield
Mar. 7-13	Carl Mallette, Toledo
Mar. 14-20	Scott Bertoli, Trenton
Mar. 21-27	Shawn Mather, Atlantic City
Mar. 28-Apr. 3	Corey Neilson, Pensacola
Apr. 4-9	John Snowden, Texas
First Round	Charles Linglet, Alaska
Second Round	Rick Kowalsky, Trenton
Third Round	Rick Kowalsky, Trenton

GOALTENDER OF THE WEEK

Oct. 22-24	Randy Petruk, Bakersfield
Oct. 25-31	Dany Sabourin, Wheeling
Nov. 1-7	Dany Sabourin, Wheeling
Nov. 8-14	Cody Rudkowsky, Reading
Nov. 15-21	Logan Koopmans, Toledo
Nov. 22-28	Nick Boucher, Pee Dee
Nov. 29-Dec. 5	Mike Minard, Columbia
Dec. 6-12	Nick Boucher, Pee Dee
Dec. 13-19	Mike Morrison, Greenville
Dec. 20-26	Frederic Cloutier, Pensacola
Dec. 27-Jan. 2	Jake Moreland, Atlantic City
Jan. 3-9	Sebastien Centomo, Las Vegas
Jan. 10-16	Jamie Hodson, Fresno
Jan. 17-23	Mike Ayers, Dayton
Jan. 24-30	Joe Exter, Wheeling
Jan. 31-Feb.6	Alfie Michaud, Peoria
Feb. 7-13	Mike Minard, Columbia
Feb. 14-20	David Cann, Johnstown
Feb. 21-27	Jeff Deslauriers, Greenville
Feb. 28-Mar. 6	Alex Westlund, Charlotte
Mar. 7-13	Sean Fields, Gwinnett
Mar. 14-20	Barry Brust, Reading
Mar. 21-27	Alfie Michaud, Peoria
Mar. 28-Apr. 3	Barry Brust, Reading
Apr. 4-9	Davis Parley, Bakersfield
First Round	Barry Brust, Reading
Second Round	Alex Westlund, Charlotte
Third Round	Andrew Allen, Trenton

PLAYER OF THE MONTH

October	Damian Surma, Florida
November	Carl Mallette, Greenville
December	Sean O'Connor, San Diego
January	Tyler Beechey, Pensacola
February	Ed Courtenay, South Carolina
March	Scott Bertoli, Trenton
April	John Snowden, Texas

GOALTENDER OF THE MONTH

October	Frank Doyle, Idaho
November	Dany Sabourin, Wheeling
December	Mike Minard, Columbia
January	Maxime Daigneault, South Carolina
February	Brett Jaeger, Fresno
March	Tyler MacKay, Florida
April	Andrew Allen, Trenton

ROOKIE OF THE MONTH

October	Connor James, Bakersfield
November	Derek Edwardson, Atlantic City
December	Todd Ford, Pensacola
January	Yutaka Fukufuji, Bakersfield
February	Scott May, Pensacola
March	Joey Tenute, South Carolina
April	Barry Brust, Reading

PLUS PERFORMER OF THE MONTH

October	Damian Surma, Florida
November	Jeff Miles, Reading
December	Tim O'Connell, Florida
January	Marco Rosa, Long Beach
February	Ed Courtenay, South Carolina
March	Dan Vandermeer, Idaho
April	Les Hagggett, Trenton

MEIGRAY ALUMNUS OF THE MONTH

October	Jason LaBarbera, Hartford (Charlotte)
November	Simon Gamache, Chicago (Greenville)
December	Cory Larose, Chicago (Jackson)
January	Alex Auld, Manitoba (Columbia)
February	Kirk Daubenspeck, Portland (Jacksonville/Chesapeake/South Carolina)
March	Adam Hauser, Manchester (Reading/Jackson)

2003-04 ECHL AWARD WINNERS**PLAYER OF THE WEEK**

Oct. 17-19	Jim Henkel, Atlantic City
Oct. 20-26	Ryan Craig, Pensacola
Oct. 27-Nov. 2	Corey Neilson, Pensacola
Nov. 3-9	Brent Gauvreau, Mississippi
Nov. 10-16	Steffon Walby, Mississippi
Nov. 17-23	Paul Ballantyne, Toledo
Nov. 24-30	Scott Kirton, Greenville
Dec. 1-7	Tyler Deis, Cincinnati
Dec. 8-14	Dave Inman, Charlotte
Dec. 15-21	Miguel Delisle, Idaho
Dec. 22-28	Eduard Pershin, Wheeling
Dec. 29-Jan. 4	Jason Jaffray, Wheeling
Jan. 5-11	Luke Curtin, Atlantic City
Jan. 12-18	Barrie Moore, Columbia
Jan. 19-25	Alex Materukhin, Louisiana
Jan. 26-Feb. 1	Mathieu Brunelle, Trenton
Feb. 2-8	Kevin Doell, Gwinnett
Feb. 9-15	Mike Bayrack, Greensboro
Feb. 16-22	Louis Dumont, Mississippi
Feb. 23-29	Carl Mallette, Roanoke
Mar. 1-7	Chris Allen, South Carolina
Mar. 8-14	Garrett Prosofsky, Cincinnati
Mar. 15-21	Janne Jokila, Dayton
Mar. 22-28	Tyler Rennette, Peoria
Mar. 29-Apr. 3	Brian Gornick, San Diego

GOALTENDER OF THE WEEK

Oct. 17-19	Adam Hauser, Reading
Oct. 20-26	Arturs Irbe, Johnstown
Oct. 27-Nov. 2	David Belitski, Roanoke
Nov. 3-9	Cody Rudkowsky, Reading
Nov. 10-16	Chris Houle, Trenton
Nov. 17-23	Jason Saal, Augusta
Nov. 24-30	Brian Eklund, Pensacola
Dec. 1-7	Michael Garnett, Gwinnett
Dec. 8-14	Olivier Michaud, Columbus
Dec. 15-21	Greg Gardner, Mississippi
Dec. 22-28	Michael Garnett, Gwinnett
Dec. 29 Jan. 4	Scott Meyer, Charlotte
Jan. 5-11	Jason Tapp, Columbus
Jan. 12-18	Marc Magliarditi, Las Vegas
Jan. 19-25	Andrew Allen, Trenton
Jan. 26-Feb. 1	Trevor Koenig, San Diego
Feb. 2-8	Scott Meyer, Charlotte
Feb. 9-15	Peter Hamerlik, Reading
Feb. 16-22	Jason Tapp, Columbus
Feb. 23-29	Tyler MacKay, Wheeling
Mar. 1-7	Kirk Daubenspeck, South Carolina
Mar. 8-14	Jason Saal, Augusta
Mar. 15-21	Greg Gardner, Mississippi
Mar. 22-28	Michael Garnett, Gwinnett
Mar. 29-Apr. 3	Bujar Amidovski, Atlantic City

PLAYER OF THE MONTH

October	Greg Day, Las Vegas
November	Rick Kowalsky, Roanoke
December	Steffon Walby, Mississippi
January	Mark Pederson, San Diego
February	Kevin Doell, Gwinnett
March	Colin Hemingway, Peoria

GOALTENDER OF THE MONTH

October	Marc Magliarditi, Las Vegas
November	Frederic Cloutier, Louisiana
December	Kirk Daubenspeck, South Carolina
January	Trevor Koenig, San Diego
February	Peter Hamerlik, Reading
March	Levente Szuper, Peoria

ROOKIE OF THE MONTH

October	Sam Paolini, Atlantic City
November	Charles Linglet, Alaska
December	Jim Abbott, Pensacola
January	David Currie, Johnstown
February	Kevin Doell, Gwinnett
March	Colin Hemingway, Peoria

PLUS PERFORMER OF THE MONTH

October	Justin Kelly, Las Vegas
November	John Snowden, Texas
December	Jim Baxter, Mississippi
	Randy Rowe, Peoria
	David Inman, Charlotte
January	J.C. Ruid, Wheeling
February	Jesse Schultz, Columbia
	Jim Jackson, Gwinnett
March	Colin Hemingway, Peoria
	Tyler Rennette, Peoria

MEIGRAY ALUMNUS OF THE MONTH

October	Jamie McLennan, Calgary (Richmond)
November	David Aebischer, Colorado (Chesapeake/Wheeling)
December	Michael Ryder, Montreal (Tallahassee/Mississippi)
January	Tomas Vokoun, Nashville (Wheeling)
February	Manny Legace, Detroit (Richmond)

2002-03 ECHL AWARD WINNERS**PLAYER OF THE WEEK**

Oct. 11-13	Brian McCullough, Reading
Oct. 14-20	Shawn McNeil, Louisiana
Oct. 21-27	Justin Morrison, Columbia
Oct. 28-Nov. 3	Nick Parillo, Toledo
Nov. 4-10	Brent Cullaton, Columbus
Nov. 11-17	Brad Church, Richmond
Nov. 18-24	Bruce Richardson, Louisiana
Nov. 25-Dec. 1	Kevin Brown, Florida
Dec. 2-8	Joe Cardarelli, Cincinnati
Dec. 9-15	Jim Baxter, Mississippi
Dec. 16-22	Dave Inman, Charlotte
Dec. 23-29	Ryan Murphy, Florida
Dec. 30-Jan. 5	Jason Birmingham, Arkansas
Jan. 6-12	Greg Day, Peoria
Jan. 13-19	Jade Galbraith, Atlantic City
Jan. 20-26	Adam Edinger, Trenton
Jan. 27-Feb. 2	Ryan Gaucher, Cincinnati
Feb. 3-9	Brad Church, Richmond
Feb. 10-16	Steffon Walby, Mississippi
Feb. 17-23	Marco Charpentier, Trenton
Feb. 24-Mar. 2	Nathan Robinson, Toledo
Mar. 3-9	Shawn Wansborough, Columbia
Mar. 10-16	Robin Carruthers, Columbia
Mar. 17-23	Shawn McNeil, Louisiana
Mar. 24-30	Dan Carlson, Roanoke

GOALTENDER OF THE WEEK

Oct. 11-13	Scott Stirling, Atlantic City
Oct. 14-20	Geoffrey Faulkner, Augusta
Oct. 21-27	Kirk Daubenspeck, South Carolina
Oct. 28-Nov. 3	Tyrone Garner, Jackson
Nov. 4-10	Mike Valley, Wheeling
Nov. 11-17	Maxime Gingras, Pensacola
Nov. 18-24	Scott Fankhouser, Reading
Nov. 25-Dec. 1	Daniel Berthiaume, Greensboro
Dec. 2-8	Greg Hewitt, Cincinnati
Dec. 9-15	Jamie Hodson, Greensboro
Dec. 16-22	Mathieu Chouinard, Peoria
Dec. 23-29	Rob Zepp, Florida
Dec. 30-Jan. 5	Adam Hauser, Jackson
Jan. 6-12	Cody Rudkowsky, Trenton
Jan. 13-19	Patrick Couture, Columbia
Jan. 20-26	Colin Zulianello, Augusta
Jan. 27-Feb. 2	Alfie Michaud, Peoria
Feb. 3-9	Andrew Allen, Trenton
Feb. 10-16	Kirk Daubenspeck, South Carolina
Feb. 17-23	Josh Blackburn, Columbia
Feb. 24-Mar. 2	Marc Magliarditi, Richmond
Mar. 3-9	Adam Hauser, Jackson
Mar. 10-16	Colin Zulianello, Charlotte
Mar. 17-23	Scott Fankhouser, Arkansas
Mar. 24-30	Sebastien Centomo, Greensboro

PLAYER OF THE MONTH

October	Steffon Walby, Mississippi
November	Bruce Richardson, Louisiana
December	Joe Cardarelli, Cincinnati
January	Jason Birmingham, Arkansas
February	Chris St. Croix, Columbia
March	Dominic Forget, Johnstown

GOALTENDER OF THE MONTH

October	Kirk Daubenspeck, South Carolina
November	Rob Zepp, Florida
December	Mathieu Chouinard, Peoria
January	Alfie Michaud, Peoria
February	Scott Meyer, Charlotte
March	Doug Teskey, Toledo

ROOKIE OF THE MONTH

October	Mike Glumac, Pee Dee
November	Jason Jaffray, Roanoke
December	Jason Jaffray, Roanoke
January	Jim Henkel, Atlantic City
February	Mike Scott, Mississippi
March	Matt Ellis, Toledo

PLUS PERFORMER OF THE MONTH

October	Matt W. Reid, Pee Dee
November	Mike Glumac, Pee Dee
December	Steffon Walby, Mississippi
January	Greg Day, Peoria
	Randy Rowe, Peoria
February	Bobby Brown, Louisiana
March	Chad Wilchynski, Charlotte

MEIGRAY ALUMNUS OF THE MONTH

October	Andrew Brunette, Minnesota (Hampton Roads)
November	Steve Shields, Boston (South Carolina)
December	Patrick Lalime, Ottawa (Hampton Roads)
January	Zac Bierk, Phoenix (Augusta)
February	Tomas Vokoun, Nashville (Wheeling)
March	Eric Boguniecki, St. Louis (Dayton)

2001-02 ECHL AWARD WINNERS**PLAYER OF THE WEEK**

Oct. 12-14	Jeff Bes, Mississippi
Oct. 15-21	Garrett Prosofsky, Richmond
Oct. 22-28	Greg Pankewicz, Pensacola
Oct. 29-Nov. 4	J.F. Houle, New Orleans
Nov. 5-11	Cory Cyrenne, Louisiana
Nov. 12-18	Adam Edinger, New Orleans
Nov. 19-25	Chris Wells, Wheeling
Nov. 26-Dec. 2	Preston Mizzi, Dayton
Dec. 3-9	Brendan Brooks, Reading
Dec. 10-16	Adam Edinger, New Orleans
Dec. 17-23	Chris Bogas, Jackson
Dec. 27-30	Matt W. Reid, Pee Dee
Dec. 31-Jan. 6	Stefan Rivard, Atlantic City
Jan. 7-13	Simon Gamache, Greenville
Jan. 14-20	Dean Tiltgen, Pensacola
Jan. 21-27	Dany Bousquet, Pee Dee
Jan. 28-Feb. 3	Steffon Walby, Mississippi
Feb. 4-10	Tim Verbeek, Roanoke
Feb. 11-17	George Awada, New Orleans
Feb. 18-24	Dan Carlson, Johnstown
Feb. 25-Mar. 3	Bryan Richardson, Baton Rouge
Mar. 4-10	Nick Bootland, Cincinnati
Mar. 11-17	Jeff Johnstone, Roanoke
Mar. 18-24	Luke Curtin, Atlantic City
Mar. 25-31	Curtis Huppe, Cincinnati

GOALTENDER OF THE WEEK

Oct. 12-14	Dan Murphy, Trenton
Oct. 15-21	Steve Briere, Cincinnati
Oct. 22-28	Tyrone Garner, Greenville
Oct. 29-Nov. 4	Jody Lehman, South Carolina
Nov. 5-11	Scott Meyer, Charlotte
Nov. 12-18	David Brumby, Columbus
Nov. 19-25	Gregg Naumenko, Augusta
Nov. 26-Dec. 2	Frederic Cloutier, Louisiana
Dec. 3-9	Frederic Henry, Greensboro
Dec. 10-16	Jody Lehman, South Carolina
Dec. 17-23	Chris Madden, Macon
Dec. 27-30	Joey MacDonald, Toledo
Dec. 31-Jan. 6	Tyler MacKay, Wheeling
Jan. 7-13	Scott Stirling, Atlantic City
Jan. 14-20	Jason Saal, Arkansas
Jan. 21-27	Frederic Deschenes, Johnstown
Jan. 28-Feb. 3	Bryce Wandler, Charlotte
Feb. 4-10	Dan Murphy, Trenton
Feb. 11-17	Joel Laing, Wheeling
Feb. 18-24	Luc Belanger, Mississippi
Feb. 25-Mar. 3	Mike Tamburro, Jackson
Mar. 4-10	Jason Saal, Arkansas
	Joel Laing, Wheeling
Mar. 11-17	Sean Matile, Florida
Mar. 18-24	Paxton Schafer, New Orleans
Mar. 25-31	Tyler MacKay, Wheeling

PLAYER OF THE MONTH

October	Greg Pankewicz, Pensacola
November	Allan Sirois, Pee Dee
December	Eric Schneider, Johnstown
January	Eric Long, Arkansas
February	Dave Seitz, South Carolina
March	Francois Fortier, Mississippi

GOALTENDER OF THE MONTH

October	Marc Magliarditi, Louisiana
November	Frederic Cloutier, Louisiana
December	Jayme Platt, Greenville
January	Jayme Platt, Greenville
February	Dan Murphy, Trenton
March	Zac Bierk, Augusta

ROOKIE OF THE MONTH

October	Garrett Prosofsky, Richmond
November	Blake Evans, Peoria
December	Jayme Platt, Greenville
January	Simon Gamache, Greenville
February	Adam Dewan, Roanoke
March	Layne Ulmer, Charlotte

PLUS PERFORMER OF THE MONTH

October	Louis Dumont, Pensacola
November	Justin Harney, Charlotte
	Louis Dumont, Pensacola
December	Jeremy Brown, Wheeling
January	Chad Starling, Peoria
February	Aniket Dhadphale, Trenton
	Steve O'Brien, Trenton
	Colin Pepperall, Greenville
	Steve Rymsha, Greenville
March	Nick Bootland, Cincinnati

MEIGRAY ALUMNUS OF THE MONTH

October	Byron Dafeo, Boston (Hampton Roads)
November	Andrew Brunette, Minnesota (Hampton Roads)
December	Ruslan Fedotenko, Philadelphia (Trenton)
January	Alexander Khavanov, St. Louis (Birmingham/Raleigh)
February	Peter Laviolette, N.Y. Islanders (Wheeling)
March	Antti Laaksonen, Minnesota (Charlotte)

2000-01 ECHL AWARD WINNERS**PLAYER OF THE WEEK**

Oct. 12-15	John Spoltore, Louisiana
Oct. 16-22	Mike Hurley, Charlotte
Oct. 23-29	Andrew Long, Tallahassee
Oct. 30-Nov. 5	Louis Dumont, Augusta
Nov. 6-12	Shawn Mamane, Peoria
Nov. 13-19	Richard Pitirri, Richmond
Nov. 20-26	Mark Turner, Mobile
Nov. 27-Dec. 3	Jamie O'Leary, Wheeling
Dec. 4-10	Chris Valicevic, Louisiana
Dec. 11-17	Andrew Long, Tallahassee
Dec. 18-24	Ryan Fultz, New Orleans
Dec. 25-31	Sal Manganaro, Greensboro
Jan. 1-7	Eric Schneider, Johnstown
Jan. 8-14	Andrew Williamson, Toledo
Jan. 15-21	Curtis Huppe, Greensboro
Jan. 22-28	Mathieu Benoit, Charlotte
Jan. 29-Feb. 4	Curtis Huppe, Greensboro
Feb. 5-11	Andrew Williamson, Toledo
Feb. 12-18	Lee Jinman, Arkansas
Feb. 19-25	Tom Buckley, Florida
Feb. 26-Mar. 4	Lars Pettersen, Augusta
Mar. 5-11	Buddy Wallace, South Carolina
Mar. 12-18	Reggie Berg, Florida
Mar. 19-25	Jamie Ling, Dayton
Mar. 26-Apr. 1	Paul Vincent, Augusta

GOALTENDER OF THE WEEK

Oct. 12-15	Chuck Thuss, Mississippi
Oct. 16-22	Daniel Berthiaume, Roanoke
Oct. 23-29	Brian Leitza, Baton Rouge
Oct. 30-Nov. 5	Erasmus Saltarelli, Greensboro
Nov. 6-12	Jeff Salajko, Arkansas
Nov. 13-19	Jason Saal, Louisiana
Nov. 20-26	Dave Gagnon, Roanoke
Nov. 27-Dec. 3	Scott Stirling, Trenton
Dec. 4-10	Chuck Thuss, Mississippi
	Brian Leitza, Baton Rouge
Dec. 11-17	Sergei Naumov, Greensboro
Dec. 18-24	Nick Vitucci, Greenville
Dec. 25-31	Frederic Deschenes, Johnstown
Jan. 1-7	Paxton Schafer, Baton Rouge
Jan. 8-14	Sandy Allan, Pee Dee
Jan. 15-21	Mark Bernard, Toledo
Jan. 22-28	Daniel Berthiaume, Roanoke
Jan. 29-Feb. 4	Joel Laing, Wheeling
Feb. 5-11	Erasmus Saltarelli, Augusta
Feb. 12-18	Judd Lambert, Augusta
	Tyrone Garner, Greenville
Feb. 19-25	Tyrone Garner, Greenville
Feb. 26-Mar. 4	Kenric Exner, Wheeling
Mar. 5-11	Ron Vogel, New Orleans
Mar. 12-18	Tyrone Garner, Greenville
Mar. 19-25	Andrew Allen, Dayton
Mar. 26-Apr. 1	Jason LaBarbera, Charlotte

PLAYER OF THE MONTH

October	Jay Murphy, Louisiana
November	Bobby Russell, Jackson
December	Andrew Long, Tallahassee
January	Andrew Williamson, Toledo
February	Andrew Williamson, Toledo
March	Scott Morrow, Augusta

GOALTENDER OF THE MONTH

October	Jeff Salajko, Arkansas
November	Kirk Daubenspeck, South Carolina
December	Jody Lehman, South Carolina
January	Sandy Allan, Pee Dee
February	Tyrone Garner, Greenville
March	Jason Saal, Louisiana

ROOKIE OF THE MONTH

October	Reg Bourcier, Augusta
November	Mathieu Benoit, Charlotte
December	Scott Stirling, Trenton
January	Mathieu Benoit, Charlotte
February	Adam Dewan, Roanoke
March	Cory Larose, Jackson

PLUS PERFORMER OF THE MONTH

October	Vince Williams, Trenton
November	Louis Dumont, Augusta
December	Jay Murphy, Louisiana
January	Jonathon Shockey, Jackson
February	B.J. Adams, Toledo
	Dane Litke, Baton Rouge
March	Tom Nemeth, Dayton

1999-2000 ECHL AWARD WINNERS**PLAYER OF THE WEEK**

Oct. 14-17	Dany Bousquet, Pee Dee
Oct. 18-24	Scott Kirton, Greenville
Oct. 25-31	Jamie Pegg, Huntington
Nov. 1-7	Jarrett Whidden, Arkansas
Nov. 8-14	Andrew Williamson, Toledo
Nov. 15-21	Jamey Hicks, Birmingham
Nov. 22-28	Jay Murphy, Louisiana
Nov. 29-Dec. 5	Wes Mason, Augusta
Dec. 6-12	Danny Reja, Jacksonville
Dec. 13-19	Ryan Kraft, Richmond
Dec. 20-26	Ryan Kraft, Richmond
Dec. 27-Jan. 2	Ritchie Bronilla, Jacksonville
Jan. 3-9	Chris Valicevic, Louisiana
Jan. 10-23	Trevor Wasyluk, Peoria
Jan. 24-30	Dave Paradise, Mississippi
Jan. 31-Feb. 6	Adam Calder, South Carolina
Feb. 7-13	Jason Elders, Mobile
Feb. 14-20	John Spoltore, Louisiana
Feb. 21-27	Jeff Lazaro, New Orleans
Feb. 28-Mar. 5	John Parco, Hampton Roads
Mar. 6-12	Jay Murphy, Louisiana
Mar. 13-19	Tom Buckley, Florida
Mar. 20-26	Jay Murphy, Louisiana
Mar. 27-Apr. 2	Andrew Shier, Richmond

GOALTENDER OF THE WEEK

Oct. 14-17	Sean Matile, Richmond
Oct. 18-24	Frederic Deschenes, Johnstown
Oct. 25-31	Scott Roche, Birmingham
Nov. 1-7	Jan Lasak, Hampton Roads
Nov. 8-14	David Brumby, Jackson
Nov. 15-21	Marc Magliarditi, Florida
Nov. 22-28	Pascal Gasse, Wheeling
Nov. 29-Dec. 5	David Brumby, Jackson
Dec. 6-12	Matt Eisler, Greensboro
Dec. 13-19	Scott Bailey, Charlotte
Dec. 20-26	Sylvain Daigle, Mississippi
Dec. 27-Jan. 2	Daniel Berthiaume, Roanoke
Jan. 3-9	Jan Lasak, Hampton Roads
Jan. 10-23	Bujar Amidovski, Trenton
Jan. 24-30	Scott Bailey, Charlotte
Jan. 31-Feb. 6	Jody Lehman, South Carolina
Feb. 7-13	Alex Westlund, Dayton
Feb. 14-20	Matt Eisler, Greensboro
Feb. 21-27	Doug Bonner, New Orleans
Feb. 28-Mar. 5	Taras Lendzyk, Trenton
Mar. 6-12	David Brumby, Jackson
Mar. 13-19	Alex Westlund, Dayton
Mar. 20-26	Scott LaGrand, Pensacola
Mar. 27-Apr. 2	Sandy Allan, Pee Dee

PLAYER OF THE MONTH

October	John Spoltore, Louisiana
November	Jamie Ling, Dayton
December	Ryan Kraft, Richmond
January	Andrew Williamson, Toledo
February	John Spoltore, Louisiana
March	Jay Murphy, Louisiana

GOALTENDER OF THE MONTH

October	Dennis Bassett, Richmond
November	David Brumby, Jackson
December	Doug Bonner, New Orleans
January	Duane Derksen, Peoria
February	Chad Alban, Mobile
March	Taras Lendzyk, Trenton

ROOKIE OF THE MONTH

October	Sean Matile, Richmond
November	Jan Lasak, Hampton Roads
December	Jeff Maund, Florida
January	James Desmarais, Peoria
February	Adam Calder, South Carolina
March	Reggie Berg, Florida

1998-99 ECHL AWARD WINNERS**PLAYER OF THE WEEK**

Oct. 15-18	Jaroslav Obsut, Augusta
Oct. 19-25	J.F. Aube, Charlotte
Oct. 26-Nov. 1	John Spoltore, Louisiana
Nov. 2-8	Pavel Smirnov, Tallahassee
Nov. 9-15	Don Parsons, Louisiana
Nov. 16-22	Bobby Brown, Dayton
Nov. 23-29	Dave Seitz, South Carolina
Nov. 30-Dec. 6	Patrick Rochon, Mississippi
Dec. 7-13	Bret Meyers, Columbus
Dec. 14-20	Kelly Hurd, Mississippi
Dec. 21-27	Louis Dumont, Louisiana
Dec. 28-Jan. 3	Jim Bermingham, Huntington
Jan. 4-17	Cail MacLean, Jacksonville
Jan. 18-24	Martin Sychra, Charlotte
Jan. 25-31	Don Parsons, Louisiana
Feb. 1-7	Shannon Basaraba, Charlotte
Feb. 8-14	Lars Pettersen, Augusta
Feb. 15-21	Hugh Hamilton, Florida
Feb. 22-28	Tim Ferguson, Florida
Mar. 1-7	Patrick Nadeau, Birmingham
Mar. 8-14	Russ Guzior, Mobile
Mar. 15-21	Darryl LaFrance, New Orleans
Mar. 22-28	J.F. Aube, Charlotte
Mar. 29-Apr. 4	Peter Geronazzo, Pee Dee

GOALTENDER OF THE WEEK

Oct. 15-18	Frederic Deschenes, Birmingham
Oct. 19-25	Bujar Amidovski, Louisiana
Oct. 26-Nov. 1	Maxime Gingras, Richmond
Nov. 2-8	Steve Valiquette, Hampton Roads
Nov. 9-15	Nick Vitucci, Greenville
Nov. 16-22	Blaine Russell, Huntington
	Chad Alban, Mobile
Nov. 23-29	Marc Magliarditi, Florida
Nov. 30-Dec. 6	Kirk Daubenspeck, Jacksonville
Dec. 7-13	Brent Belecki, Miami
Dec. 14-20	Jeff Salajko, Columbus
Dec. 21-27	Brent Belecki, Miami
Dec. 28-Jan. 3	Daniel Berthiaume, Roanoke
Jan. 4-17	Mike Tamburro, Chesapeake
Jan. 18-24	Maxime Gingras, Richmond
Jan. 25-31	Steve Valiquette, Hampton Roads
Feb. 1-7	Scott LaGrand, Tallahassee
Feb. 8-14	Maxime Gingras, Richmond
Feb. 15-21	Christian Soucy, Baton Rouge
Feb. 22-28	Jody Lehman, South Carolina
Mar. 1-7	Jordan Willis, Baton Rouge
Mar. 8-14	Igor Karpenko, Johnstown
Mar. 15-21	Sandy Allan, Pee Dee
Mar. 22-28	Brian Regan, Dayton
Mar. 29-Apr. 4	Travis Scott, Mississippi

PLAYER OF THE MONTH

October	Andrew Williamson, Toledo
November	Dave Seitz, South Carolina
December	Xavier Majic, Jacksonville
January	John Spoltore, Louisiana
February	Lars Pettersen, Augusta
March	Dany Bousquet, Pee Dee

GOALTENDER OF THE MONTH

October	David Brumby, Wheeling
November	Bujar Amidovski, Louisiana
December	Matt Mullin, Toledo
January	Steve Valiquette, Hampton Roads
February	Marc Magliarditi, Florida
March	Maxime Gingras, Richmond

ROOKIE OF THE MONTH

October	Jonas Soling, Augusta
November	Bujar Amidovski, Louisiana
December	Karol Bartanus, Mississippi
January	Steve Valiquette, Hampton Roads
February	Jody Lehman, South Carolina
March	Kaleb Toth, Chesapeake

1997-98 ECHL AWARD WINNERS**PLAYER OF THE WEEK**

Oct. 16-19	Dave Paradise, Peoria
Oct. 20-26	Kevin Brown, Toledo
Oct. 27-Nov. 2	Jean-Guy Trudel, Peoria
Nov. 3-9	Jeff Lazaro, New Orleans
Nov. 10-16	Eric Boguniecki, Dayton
Nov. 17-23	Don Parsons, Louisiana
Nov. 24-30	Sheldon Gorski, Louisville
Dec. 1-7	Brian Ridolfi, Dayton
Dec. 8-14	Rob Bonneau, Hampton Roads
Dec. 15-21	Marty Wilford, Columbus
Dec. 22-28	Kelly Hultgren, Pensacola
Dec. 29-Jan. 4	Carl Fleury, Johnstown
Jan. 5-11	Mike Barrie, Birmingham
Jan. 12-18	Dany Bousquet, Birmingham
Jan. 19-25	Alex Matvichuk, Wheeling
Jan. 26-Feb. 1	Jamey Hicks, Birmingham
Feb. 2-8	Jamey Hicks, Birmingham
Feb. 9-15	Matt Garzone, Wheeling
Feb. 16-22	Chris Lipsett, Roanoke
Feb. 23-Mar. 1	Scott King, New Orleans
Mar. 2-8	David Vallieres, Peoria
Mar. 9-15	Gary Roach, Louisiana
Mar. 16-22	Kevin Hilton, Mobile
Mar. 23-29	Brent Cullaton, Peoria

GOALTENDER OF THE WEEK

Oct. 16-19	Mike Lenarduzzi, Mobile
Oct. 20-26	Doug Bonner, Louisiana
Oct. 27-Nov. 2	Sebastien Charpentier, Hampton Roads
Nov. 3-9	David Arsenault, Toledo
Nov. 10-16	Sean Gauthier, Pensacola
Nov. 17-23	Cory Cadden, South Carolina
Nov. 24-30	Tripp Tracy, Richmond
Dec. 1-7	Chad Lang, Huntington
Dec. 8-14	Travis Scott, Baton Rouge
Dec. 15-21	Jeff Heil, Charlotte
Dec. 22-28	Chris Wickenheiser, Huntington
Dec. 29-Jan. 4	Nick Vitucci, Toledo
Jan. 5-11	Paxton Schafer, Charlotte
Jan. 12-18	Jason Saal, Hampton Roads
Jan. 19-25	Luciano Caravaggio, Pee Dee
Jan. 26-Feb. 1	Brad Guzda, Mississippi
Feb. 2-8	Sandy Allan, Pee Dee
Feb. 9-15	Chuck Thuss, Mobile
Feb. 16-22	Jeff Salajko, Columbus
Feb. 23-Mar. 1	Kirk Daubenspeck, Jacksonville
Mar. 2-8	Doug Bonner, Louisiana
Mar. 9-15	Cory Cadden, South Carolina
Mar. 16-22	Jeff Heil, Charlotte
Mar. 23-29	Sebastien Charpentier, Hampton Roads

PLAYER OF THE MONTH

October	Jean-Guy Trudel, Peoria
November	Kory Karlander, Raleigh
December	Jamey Hicks, Birmingham
January	Jamey Hicks, Birmingham
February	Derek Clancey, Chesapeake
March	David Vallieres, Peoria

GOALTENDER OF THE MONTH

October	Lance Leslie, Louisville
November	Chuck Thuss, Mobile
December	Doug Bonner, Louisiana
January	Nick Vitucci, Toledo
February	Jeff Salajko, Columbus
March	Doug Bonner, Louisiana

ROOKIE OF THE MONTH

October	Eric Boguniecki, Dayton
November	Andrew Williamson, Toledo
December	Rob Bonneau, Hampton Roads
January	Sean Venedam, Toledo
February	Cail MacLean, Jacksonville
March	David Vallieres, Peoria

1996-97 ECHL AWARD WINNERS**PLAYER OF THE WEEK**

Oct. 28-Nov. 3	J.P. McKorsie, South Carolina
Nov. 4-10	Glen Metropolit, Pensacola
Nov. 11-17	Sylvain Daigle, Mississippi
Nov. 25-Dec. 1	Dave Hymovitz, Columbus
Dec. 2-8	Chris Phelps, Hampton Roads
Dec. 9-15	Ryan Savoia, Johnstown
Dec. 23-29	Victor Gervais, Hampton Roads
Dec. 30-Jan. 5	Christian Soucy, Baton Rouge
Jan. 6-12	Darren Maloney, Peoria
Jan. 19-26	Mike Pomichter, Jacksonville
Jan. 27-Feb. 1	Mike Pomichter, Jacksonville
Feb. 2-8	Dany Bousquet, Birmingham
Feb. 9-16	Steve Roberts, Dayton Marty Flichel, Dayton
Feb. 17-23	Ed Courtenay, South Carolina
Feb. 24-Mar. 2	Louis Dumont, Louisiana
Mar. 3-9	Steve Roberts, Dayton
Mar. 10-16	Martin LePage, Wheeling
Mar 17-23	Steve Gibson, Wheeling
Mar 24-30	Darryl Paquette, Hampton Roads

PLAYER OF THE MONTH

October	David Goverde, Toledo
November	Mike Ross, South Carolina
December	Derek Herlofsky, Dayton
January	Rob Laurie, Huntington
February	Marc Delorme, Louisiana
March	Steve Gibson, Wheeling

1995-96 ECHL AWARD WINNERS**PLAYER OF THE MONTH**

November	Trevor Jobe, Johnstown
December	Bob Berg, Louisiana
January	David Goverde, Toledo
February	Hugo P. Belanger, Nashville
March	Brad Mullahy, Raleigh

SECTION 7

ALL-TIME LEADERS



Photo courtesy Kevin Bires

Florida Everblades' head coach **Brad Ralph** received the John Brophy Award as ECHL Coach of the Year last season after leading the Everblades to their third South Division title in the last four seasons and the club's third Brabham Cup in team history. The Everblades' 112 points set a new club record while their 53 wins tied the most in team history. Ralph enters the 2018-19 season with a .685 winning percentage (231-98-31) in five ECHL seasons, which ranks fifth all-time in League history.

282 - Top 20 Lists

Top 20 All-Time Goal-Scoring Leaders

	Player	Team(s)	Seasons	Games	Goals	Goals Per Game
1.	Goldie, Wes	PD/VIC/AK	11	697	370	0.531
2.	Taylor, Rod	HRD/RMD/RNK/SC/PEO/TOL	12	678	368	0.543
3.	Dumont, Louis	TAL/WHL/LA/MIS/AUG/PEN/UTA	11	771	325	0.422
4.	Jobe, Trevor	HRD/RMD/NSH/RAL/JHN/TAL/BR	7	353	325	0.921
5.	Colbourne, Darren	DAY/RMD/RAL/AUG	7	420	323	0.769
6.	Gorski, Sheldon	LOU/MIA/PEN	8	471	316	0.670
7.	Schwartz, Darren	JHN/WS/WHL/TAL	8	490	313	0.639
8.	Noren, Darryl	CHR/GBM	10	549	295	0.537
9.	Murphy, Jay	LA/RMD/GBO	9	447	268	0.600
10.	Bousquet, Dany	BRM/HRD/PD	7	389	254	0.653
11.	Berger, Phil	GBM/CHR/RAL/HRD	9	365	251	0.688
12.	Sirois, Allan	BR/JAX/PD/GRV/TEX	11	687	249	0.362
13.	Parsons, Don	NSH/TAL/JHN/BR/LA	7	377	248	0.658
14.	Rowe, Randy	PEO/JHN/CHR/TRE/TOL	12	622	236	0.379
15.	Berminham, Jim	TOL/WHL/HNT/JCK/PEN	9	500	226	0.452
	Elders, Jason	MOB	7	438	226	0.516
17.	Williamson, Andrew	COH/DAY/TOL/AUG	6	336	225	0.670
18.	MacLean, Cail	JAX/TRE/REA/SC	9	474	224	0.473
19.	Kowalsky, Rick	HRD/RNK/TRE	10	516	221	0.394
20.	Seitz, Dave	SC	8	489	217	0.444

Top 20 All-Time Assists Leaders

	Player	Team(s)	Seasons	Games	Assists	Assists Per Game
1.	Dumont, Louis	TAL/WHL/LA/MIS/AUG/PEN/UTA	11	771	566	0.734
2.	Valicevic, Chris	GBM/LA	9	590	460	0.780
3.	Noren, Darryl	CHR/GBM	10	549	390	0.710
	Spoltore, John	LA	6	341	390	1.144
5.	Curtin, Luke	BR/ATC/FRE	9	507	384	0.757
6.	Seitz, Dave	SC	8	489	370	0.757
7.	Clancey, Derek	WS/TOL/ERIE/COH/CHS	7	391	367	0.939
	Ftorek, Sam	MOB/AUG/GBO/GWT/FRE/CIN/KAL/NOR	15	859	367	0.427
9.	Woods, Bob	JHN/HRD/MOB/TAL/MIS	10	599	364	0.608
10.	Tifu, Yannick	PHX/DAY/FLA/ELM/VIC/CHI/REA/BRM	9	526	363	0.690
11.	Berminham, Jim	TOL/WHL/HNT/JCK/PEN	9	500	362	0.724
12.	Pierro-Zabotel, Casey	WHL/CIN/BAK/GWT/FLA/ALN/COL	9	550	353	0.642
13.	Ling, Jamie	MOB/BR/CHS/DAY	7	480	352	0.733
14.	Berger, Phil	GBM/CHR/RAL/HRD	9	365	348	0.953
15.	Sirois, Allan	BR/JAX/PD/GRV/TEX	11	687	345	0.502
	Nemeth, Tom	DAY/SC/TOL	11	473	345	0.729
17.	Bertoli, Scott	TRE	8	507	344	0.679
	Craievich, Dave	BRM/CIN/MOB	9	516	344	0.666
19.	Costello, Chad	TEX/COL/ONT/ALN	7	309	343	1.110
20.	Turner, Mark	CIN/COH/NO/MOB/GBO/TOL	9	528	336	0.636

Top 20 All-Time Point Leaders

	Player	Team(s)	Seasons	Games	Goals	Assists	Points Per Game
1.	Dumont, Louis	TAL/WHL/LA/MIS/AUG/PEN/UTA	11	771	325	566	1.155
2.	Taylor, Rod	HRD/RMD/RNK/SC/PEO/TOL	12	678	368	321	1.016
3.	Noren, Darryl	CHR/GBM	10	549	295	390	1.248
4.	Jobe, Trevor	HRD/RMD/NSH/RAL/JHN/TAL/BR	7	352	325	310	1.804
5.	Valicevic, Chris	GBM/LA	9	590	151	460	1.036
6.	Gorski, Sheldon	LOU/MIA/PEN	8	471	316	292	1.291
7.	Goldie, Wes	PD/VIC/AK	11	697	370	235	0.868
8.	Berger, Phil	GBM/CHR/RAL/HRD	9	365	251	348	1.641
9.	Sirois, Allan	BR/JAX/PD/GRV/TEX	11	687	249	345	0.865
10.	Berminham, Jim	TOL/WHL/HNT/JCK/PEN	9	500	226	362	1.176
11.	Seitz, Dave	SC	8	489	217	370	1.200
12.	Curtin, Luke	BR/ATC/FRE	9	507	193	384	1.138
13.	Schwartz, Darren	JHN/WS/WHL/TAL	8	490	313	258	1.165
14.	Colbourne, Darren	DAY/RMD/RAL/AUG	7	420	323	244	1.350
15.	Ftorek, Sam	MOB/AUG/GBO/GWT/FRE/CIN/KAL/NOR	15	859	189	367	0.647
16.	Bousquet, Dany	BRM/HRD/PD	7	389	254	296	1.414
	Kowalsky, Rick	HRD/RNK/TRE	10	516	221	329	1.066
18.	Turner, Mark	CIN/COH/NO/MOB/GBO/TOL	9	528	210	336	1.034
19.	Tifu, Yannick	DAY/FLA/ELM/VIC/CHI/REA/BRM	9	526	180	363	1.032
20.	Spoltore, John	LA	6	341	142	390	1.560

Top 20 All-Time Penalty Minute Leaders

	Player	Team(s)	Seasons	Games	PIMs	PIMs Per Game
1.	Brown, Cam	BR/COH/ERIE/GWT	13	789	2425	3.07
2.	Hunt, Garett	STK/AK/JAX	10	633	2398	3.79
3.	Goudie, Brian	HRD/PD/RMD/FLA	11	598	2253	3.77
4.	Clarke, Jason	CHR/ERIE/RNK/BRM/TAL/PEN/MOB	8	320	2246	7.02
5.	Senn, Trevor	WS/WHL/GBM/RMD/SC	8	307	2183	7.11
6.	Galbraith, Lance	AUG/DAY/IDH/AK/UTA	8	467	2104	4.51
7.	Huxley, Adam	AK/LV/VIC/STK/IDH	11	542	2073	3.82
8.	Bechard, Jerome	BRM/CGA	5	407	1753	4.31
9.	Schwartz, Darren	JHN/WS/WHL/TAL	8	490	1739	3.55
10.	White, Kam	SC/MIS/JHN/JAX/NO/GRV/CHS/ TRE/ATC/FRE/BAK	10	456	1654	3.63
11.	Stewart, Dave	JCK/REA	5	332	1521	4.58
12.	Downey, Jason	DAY/NO	6	323	1486	4.60
13.	Reynolds, T.J.	WHL/CHR/GRN	7	416	1477	3.55
14.	Thompson, Chris M.	AUG/GBO/DAY/LA/TRE/GWT/CBA	9	464	1456	3.14
15.	Cava, Chris	TOL/RNK/MIS/CBA/SDG/TRE/PHO/GWT	8	444	1430	3.22
16.	Rivard, Stefan	ATC/BRM/COH	8	475	1422	2.99
17.	Bootland, Darryl	TOL/KAL/COL/ORL	7	329	1417	4.31
18.	Maxwell, Roger	MIS/LA	5	225	1403	6.24
19.	Gillies, Trevor	MS/GBO/AUG/RMD/PEO/ORL/SC	8	315	1340	4.25
20.	Murphy, Jay	LA/RMD/GBO	9	447	1315	2.94

Top 20 All-Time Games Played Leaders

	Player	Team(s)	Seasons	Games
1.	Ftorek, Sam	MOB/AUG/GBO/GWT/FRE/CIN/KAL/NOR	15	859
2.	Brown, Cam	BR/COH/ERIE/GWT	13	789
3.	Dumont, Louis	TAL/WHL/LA/MIS/AUG/PEN/UTA	12	771
4.	Goldie, Wes	PD/VIC/AK	11	697
5.	Sirois, Allan	BR/JAX/PD/GRV/TEX	11	687
6.	Taylor, Rod	HRD/RMD/RNK/SC/PEO/TOL	12	678
7.	Hunt, Garett	STK/AK/JAX	10	633
8.	Rowe, Randy	PEO/JHN/CHR/TOL/TRE	12	622
9.	Woods, Bob	JHN/HRD/MOB/TAL/MIS	10	599
10.	Goudie, Brian	HRD/PD/RMD/FLA	11	598
11.	Ianiero, Andrew	DAY/AUG/CHR/TEX/BAK	9	595
12.	Seher, Kurt	CHR	10	593
13.	Aubin, Mathieu	CIN/BAK/UTA/ALN	10	592
	Bushee, Kyle	CIN/JHN/WHL/ELM/TOL/KAL	10	592
15.	Valicevic, Chris	GBM/LA	9	590
16.	Burt, Scott	TOL/WHL/IDH/UTA/AK	11	585
17.	Tarabrin, Dmitri	WHL/JHN	9	581
18.	Pelech, Michael	ONT/TOL/CIN/UTA/NOR/REA	9	570
19.	Clapton, Marty	HRD/SC/LBH/CBA	10	565
20.	Pagnutti, Matt	LA/ARK/LBH	8	555

284 - Top 20 Lists

Top 20 Career Regular Season Wins

Player	Team(s)	Seasons	GP	Wins
1. Vitucci, Nick	CAR/WS/GBM/HRD/TOL/CHR/GRV	14	479	265
2. Magliarditi, Marc	COH/FLA/LA/RMD/LV	10	366	217
3. Berthiaume, Daniel	RNK/WHL/GBO	9	364	201
4. Martin, Joel	CBS/TRE/ELM/AUG/KAL	10	394	199
5. Saal, Jason	SC/HRD/PEO/LA/DAY/ARK/AUG	10	455	173
6. Nagle, Pat	FLA/IDH/FW/TOL	7	272	160
7. Gagnon, Dave	HRD/RNK/TOL	9	272	155
8. Gill, Riley	VIC/KAL/REA/ALN	9	245	147
9. Cadden, Cory	KNX/DAY/PEO/SC/PD	8	294	146
10. Daubenspeck, Kirk	CHS/JAX/SC	8	236	141
11. Allan, Sandy	LVL/PD/RMD	7	255	137
12. Coleman, Gerald	JHN/AUG/PHX/TRE/AK	8	229	134
13. Salajko, Jeff	COH/PEO/REA/ARK/CHR	7	271	132
14. Stirling, Scott	ATC/PEO/TRE/FRE	6	215	129
15. Jakaitis, Jeff	CBA/CHR/GWT/SC	7	231	128
16. Brumby, David	COH/WHL/CGA/JCK/PD/AUG/SC/VIC	8	281	121
17. Westlund, Alex	CHR/CIN/DAY/TOL/TRE/WHL	7	199	114
18. Richards, Mark	PD/TAL/TOL	5	198	113
Ford, Todd	PEN/CBA/VIC/SC	7	221	113
20. Bernard, Mark	JHN/HRD/ERIE/TOL	7	239	112

Top 20 Career Regular Season Goals-Against Average (Minimum 50 Games)

Player	Team(s)	Seasons	GP	GAA
1. Zapolski, Ryan	KAL/TOL/GWT/SC	2	55	1.84
2. Brust, Barry	REA/FLA	3	64	2.13
3. Sanford, Curtis	PEO	2	51	2.17
4. McKenna, Mike	LV	2	63	2.18
5. MacIntyre, Drew	TOL/REA	4	56	2.19
6. Grubauer, Philipp	SC/REA	2	69	2.25
7. Michaud, Alfie	REA/PEO/UTA	4	129	2.27
8. Cannata, Joe	KAL/ONT/SC/COL	4	59	2.28
9. Roy, Olivier	STK/AK/IDH	4	109	2.29
10. Bobkov, Igor	UTA	2	63	2.32
11. Lamoureux, J.P.	AK/UTA	2	71	2.34
12. Jakaitis, Jeff	CBA/CHR/GWT/SC	7	231	2.36
Desjardins, Cedrick	CIN/MAN/IND	3	73	2.36
Doyle, Frank	IDH/CHR/AK	2	73	2.36
Khudobin, Anton	TEX/FLA	2	60	2.36
Milner, Parker	STK/QC/MO/SC	5	175	2.36
17. Stirling, Scott	ATC/PEO/TRE/FRE	6	215	2.42
Ouellette, Martin	REA/FLA	4	141	2.42
19. Cloutier, Frederic	LA/PEN	5	156	2.47
Delmas, Peter	WHL/GWT	4	102	2.47

Top 10 Career Regular Season Shutouts

Player	Team(s)	Seasons	GP	SO
1. Jakaitis, Jeff	CBA/CHR/GWT/SC	7	231	25
Magliarditi, Marc	COH/FLA/LA/RMD/LV	10	366	25
3. Gill, Riley	VIC/KAL/REA/ALN	9	245	21
4. Saal, Jason	SC/HRD/PEO/LA/DAY/ARK/AUG	10	455	20
5. Berthiaume, Daniel	RNK/WHL/GBO	9	364	18
6. Westlund, Alex	CHR/CIN/DAY/TOL/TRE/WHL	7	199	15
Coleman, Gerald	JHN/AUG/PHX/TRE/AK	8	229	15
Cloutier, Frederic	LA/PEN	5	156	15
Stirling, Scott	ATC/PEO/TRE/FRE	6	215	15
Martin, Joel	CGA/TRE/ELM/KAL	9	394	15

TOP 10 BIGGEST POSTSEASON UPSETS

RANK	WINNER	LOSER	YEAR	ROUND	SERIES	PTS. DIFF
1.	Louisville (40)	Knoxville (94)*	1994	First	2-1	54
2.	Birmingham (56)	Wheeling (97)*	1995	First	3-0	41
3.	Jackson (77)	Louisiana (116)*	2002	First	3-2	39
4.	Columbia (77)	Texas (115)	2008	Division Semifinals	3-0	38
5.	Augusta (73)	Florida (108)*	2000	Conference Quarterfinals	3-2	35
6.	Jacksonville (74)	Richmond (105)*	1996	Second	3-1	31
7.	Louisville (66)	Knoxville (97)*	1991	Division Semifinals	3-0	31
8.	Jacksonville (74)	Toledo (104)	1996	Semifinals	3-2	30
9.	Orlando (75)	South Carolina (104)	2018	Division Semifinals	4-0	29
10.	Alaska (82)	San Diego (108)*	2004	Division Semifinals	3-0	26

* - Brabham Cup winner

TOP 10 SINGLE-SEASON POINT INCREASES

RANK	TEAM	YEAR	POINTS	YEAR	POINTS	INCREASE
1.	Toledo	2014-15	107	2013-14	49	+58
2.	Greenville	2003-04	33	2004-05	83	+50
	Knoxville	1992-93	44	1993-94	94	+50
4.	Knoxville	1989-90	48	1990-91	97	+49
	Greenville	2009-10 *	47	2010-11	96	+49
6.	Wheeling	2002-03	59	2003-04	106	+47
7.	Texas	2004-05	45	2006-07	91	+46
8.	Missouri	2015-16	109	2014-15	65	+44
	Long Beach	2003-04	51	2004-05	95	+44
10.	Arkansas	99-2000	39	2000-01	82	+43

* Team played 2009-10 season as Johnstown Chiefs before moving to Greenville for 2010-11

TOP 10 SINGLE-SEASON POINT DECREASES

RANK	TEAM	YEAR	POINTS	YEAR	POINTS	DECREASE
1.	Pensacola	2004-05	107	2005-06	49	-58
2.	Knoxville	1990-91	97	1991-92	48	-49
3.	Toledo	2002-03	104	2003-04	57	-47
4.	Louisiana	2003-04	98	2004-05	58	-40
5.	Winston-Salem	1989-90	82	1990-91	43	-39
	Johnstown	2003-04	97	2004-05	58	-39
7.	Elmira	2015-16	79	2016-17	42	-37
	Raleigh	1993-94	89	1994-95	52	-37
9.	Tallahassee	1996-97	86	1997-98	50	-36
	Birmingham	1993-94	92	1994-95	56	-36

30-WIN SEASONS

RANK	GOALTENDER	YEAR	WINS	RANK	GOALTENDER	YEAR	WINS
1.	Brian Eklund, Pensacola	03-04	38		Nick Vitucci, Charlotte	95-96	32
	Mark Michaud, Hampton Roads	93-94	38		Craig Brown, Nashville	95-96	32
3.	Pat Nagle, Toledo	17-18	37		Mike Williams, Toledo	91-92	32
	Trevor Koenig, San Diego	03-04	37	35.	Anthony Peters, Florida	16-17	31
5.	Joel Martin, Kalamazoo	15-16	36		Joel Martin, Kalamazoo	12-13	31
	Steve Silverthorn, Idaho	06-07	36		Kyle Jones, Colorado	11-12	31
	Matt Underhill, Alaska	05-06	36		Davis Parley, South Carolina	06-07	31
	Kirk Daubenspeck, South Carolina	02-03	36		Scott Stirling, Atlantic City	03-04	31
	Jan Lasak, Hampton Roads	99-00	36		Doug Teskey, Toledo	02-03	31
	Doug Bonner, Louisiana	97-98	36		Olie Sundstrom, Wheeling	96-97	31
	Marc Delorme, Louisiana	96-97	36		Sean Gauthier, South Carolina	95-96	31
12.	Jeff Salajko, Columbus (Ohio)	96-97	35		Mark Richards, Tallahassee	94-95	31
	Darryl Paquette, Hampton Roads	96-97	35	44.	Joel Martin, Kalamazoo	14-15	30
	Nick Vitucci, Toledo	94-95	35		Kevin Carr, Tulsa	14-15	30
15.	Jake Patereson, Toledo	16-17	34		Joe Fallon, Las Vegas	11-12	30
	Marc Magliarditi, Las Vegas	05-06	34		Gerald Coleman, Alaska	10-11	30
	Dave Gagnon, Roanoke	96-97	34		Ryan Nie, Kalamazoo	10-11	30
18.	Martin Ouellette, Florida	17-18	33		Ryan Munce, Bakersfield	05-06	30
	Riley Gill, Allen	14-15	33		Andrew Allen, Trenton	04-05	30
	Jean-Philippe Lamoureux, Alaska	08-09	33		Greg Gardner, Mississippi	03-04	30
	Andy Franck, Wheeling	05-06	33		Daniel Berthiaume, Greensboro	02-03	30
22.	Riley Gill, Allen	16-17	32		Alex Westlund, Cincinnati	01-02	30
	Jeff Lerg, Toledo	14-15	32		Jayme Platt, Greenville	01-02	30
	Matthew Yeats, Texas	06-07	32		Dan Murphy, Trenton	01-02	30
	Sean Fields, Gwinnett	05-06	32		Mark Bernard, Toledo	00-01	30
	Frederic Cloutier, Pensacola	04-05	32		Duane Derksen, Peoria	99-00	30
	Frank Doyle, Idaho	04-05	32		Jeff Salajko, Columbus (Ohio)	98-99	30
	Greg Gardner, Mississippi	02-03	32		Maxime Gingras, Richmond	98-99	30
	Scott Stirling, Trenton	00-01	32		Cory Cadden, South Carolina	97-98	30
	Marc Magliarditi, Florida	98-99	32				

286 - 100-Point Scorers

100-POINT SCORERS

RANK	PLAYER	YEAR	GAMES	GOALS	ASSISTS	POINTS
1.	Trevor Jobe, Nashville	92-93	61	85	76	161
2.	Bill McDougall, Erie*	89-90	57	80	68	148
3.	Hugo P. Belanger, Nashville	95-96	67	54	90	144
4.	Stan Drulia, Knoxville	90-91	64	63	77	140
5.	Phil Berger, Greensboro	93-94	68	56	83	139
6.	Dan Gauthier, Knoxville*	90-91	61	41	93	134
7.	Phil Berger, Greensboro	91-92	60	60	70	130
8.	Joe Flanagan, Birmingham	93-94	62	54	72	126
9.	Chad Costello, Allen	14-15	72	41	84	125
10.	Daryl Harpe, Erie*	88-89	60	38	84	122
	Chad Costello, Allen	16-17	72	33	89	122
12.	Jim Brown, Knoxville	95-96	69	50	70	120
13.	Jamey Hicks, Birmingham	97-98	70	44	75	119
	Darren Colbourne, Dayton*	91-92	64	69	50	119
15.	Victor Gervais, Hampton Roads	92-93	59	38	80	118
	John Spoltore, Louisiana	99-00	66	27	91	118
17.	Devin Edgerton, Wheeling	92-93	57	46	71	117
	Mark Green, Johnstown*	91-92	64	68	49	117
19.	Brian Martin, Hampton Roads	90-91	54	55	61	116
20.	Tyler Donati, Elmira	09-10	67	38	76	114
	Darren Schwartz, Wheeling	92-93	62	62	52	114
22.	Jean-Guy Trudel, Peoria	97-98	62	39	74	113
	Len Soccio, Winston-Salem*	89-90	60	51	62	113
24.	Kim Maier, Knoxville	95-96	70	52	60	112
25.	John Spoltore, Louisiana	97-98	68	32	79	111
	Mike Maurice, Toledo*	91-92	62	39	72	111
27.	Brad Schell, Gwinnett	06-07	63	25	85	110
	Ed Courtenay, South Carolina	96-97	68	54	56	110
	Mike Ross, South Carolina	96-97	70	50	60	110
	Sheldon Gorski, Louisville	91-92	55	56	54	110
31.	John Spoltore, Louisiana	98-99	69	36	73	109
	Bob Berg, Louisiana	95-96	68	59	50	109
	Trevor Jobe, Nashville	90-91	59	49	60	109
	Derek Clancey, Columbus	95-96	67	32	77	109
35.	Joe Ferras, Winston-Salem	89-90	49	45	63	108
	Dany Bousquet, Birmingham*	96-97	68	54	53	107
	Trent Kaese, Winston-Salem	89-90	57	56	51	107
	Colin Ward, Nashville	95-96	65	52	55	107
39.	David Desharnais, Cincinnati*	07-08	68	29	77	106
40.	Derek Clancey, Chesapeake	97-98	70	28	77	105
	Dan Gravelle, Greensboro*	93-94	58	38	67	105
42.	Darren Colbourne, Richmond	93-94	68	69	35	104
	Justin Donati, Elmira*	09-10	65	42	62	104
	Sheldon Gorski, Louisville*	90-91	62	51	53	104
	John Young, Greensboro*	93-94	66	35	69	104
46.	Chad Costello, Allen	15-16	72	24	79	103
	Buddy Smith, Arkansas	02-03	72	30	74	103
	Trevor Jobe, Richmond/Nashville	91-92	62	54	49	103
	Ryan Kinasewich, Utah	09-10	59	48	55	103
	Murray Hood, Hampton Roads	90-91	64	21	82	103
51.	Kevin Baker, Florida	08-09	70	57	45	102
	Andrew Williamson, Toledo	99-00	63	63	39	102
	Derek Donald, Dayton	93-94	62	51	51	102
	Brian Martin, Hampton Roads	92-93	49	50	52	102
	Louis Dumont, Pensacola	01-02	72	32	70	102
56.	Scott King, Charlotte	00-01	72	40	61	101
	Jeff Lazaro, New Orleans	97-98	70	37	64	101
	John Varga, Wheeling	96-97	66	56	45	101
	Darren Colbourne, Raleigh	96-97	69	53	48	101
	Mark Woolf, Roanoke Valley*	91-92	63	50	51	101
	Tom Sasso, Johnstown*	88-89	60	36	65	101
	John Spoltore, Louisiana*	95-96	70	33	68	101
63.	Jeff Bes, Pensacola/Jackson	00-01	68	35	65	100
	Don Parsons, Louisiana	97-98	70	55	45	100
	Jim Bermingham, Huntington	97-98	67	41	59	100
	Ron Handy, Louisiana	96-97	66	33	67	100
	Brad McCaughey, Toledo	91-92	58	56	44	100
	Martin Bergeron, Louisville	91-92	64	39	61	100
	Glen Goodall, Erie	92-93	60	38	62	100

* Rookie

50-GOAL SCORERS

RANK	PLAYER, TEAM	YEAR	GAMES	GOALS	POINTS
1.	Trevor Jobe, Nashville	92-93	61	85	161
2.	Bill McDougall, Erie*	89-90	57	80	148
3.	Darren Colbourne, Richmond	93-94	68	69	104
	Darren Colbourne, Dayton*	91-92	64	69	119
5.	Mark Green, Johnstown*	91-92	64	68	117
6.	Andrew Williamson, Toledo	99-00	63	63	102
	Stan Drulia, Knoxville	90-91	64	63	140
8.	Darren Schwartz, Wheeling	92-93	62	62	114
9.	Phil Berger, Greensboro	91-92	60	60	130
10.	Bob Berg, Louisiana	95-96	68	59	109
11.	Kevin Baker, Florida	08-09	70	57	102
12.	John Varga, Wheeling	96-97	66	56	101
	Phil Berger, Greensboro	93-94	68	56	139
	Brad McCaughey, Toledo	91-92	58	56	100
	Sheldon Gorski, Louisville	91-92	55	56	110
	Trent Kaese, Winston-Salem	89-90	57	56	107
17.	Dany Bousquet, Birmingham	97-98	70	55	99
	Don Parsons, Louisiana	97-98	70	55	100
	Jay Murphy, Louisiana	99-00	69	55	83
	Brian Martin, Hampton Roads	90-91	54	55	116
21.	Ed Courtenay, South Carolina	96-97	68	54	110
	Dany Bousquet, Birmingham*	96-97	68	54	107
	Hugo P. Belanger, Nashville	95-96	67	54	144
	Joe Flanagan, Birmingham	93-94	62	54	126
	Rod Taylor, Hampton Roads	93-94	65	54	88
	Darren Schwartz, Wheeling	93-94	67	54	92
	Trevor Jobe, Richmond/Nashville	91-92	62	54	103
28.	Darren Colbourne, Raleigh	96-97	69	53	101
29.	Andrew Williamson, Toledo	00-01	66	52	97
	Jeff Jablonski, Roanoke	96-97	68	52	96
	Colin Ward, Nashville	95-96	65	52	107
	Kim Maier, Knoxville	95-96	70	52	112
33.	Derek Donald, Dayton	93-94	62	51	102
	Sheldon Gorski, Louisville	92-93	63	51	98
	Sheldon Gorski, Louisville*	90-91	62	51	104
	Len Soccio, Winston-Salem*	89-90	60	51	113
37.	Mike Ross, South Carolina	96-97	70	50	110
	Jim Brown, Knoxville	95-96	69	50	120
	Don Parsons, Johnstown	95-96	66	50	89
	Stephane Charbonneau, Erie	94-95	64	50	91
	Brian Martin, Hampton Roads	92-93	49	50	102
	Mark Woolf, Roanoke Valley	91-92	63	50	101

* Rookie

SECTION 8

RECORD BOOK



Photo courtesy Kevin Bires

Colorado's **Matt Register** received the ECHL Defenseman of the Year award for the second consecutive season, and for the third time in his career, in 2017-18. Register also became the first person in League history to win three consecutive championships (Allen, 2016 and Colorado, 2017 and 2018). He is one of just six individuals to win three Kelly Cup titles and one of just four to win three as a player.

TEAM RECORDS

Adirondack Thunder totals include Cincinnati, 1990-92; Birmingham, 1992-2001; Atlantic City, 2001-05; Stockton, 2005-15
 Atlanta Gladiators totals include Mobile, 1995-2002
 Cincinnati Cyclones totals include Louisville RiverFrogs, 1995-98; Miami, 1998-99
 Greenville Swamp Rabbits totals include Johnstown, 1988-2010
 Jacksonville Icemen totals include Evansville, 2012-16
 Manchester Monarchs totals include Huntington, 1993-2000; Texas, 2004-08; Ontario, 2008-15
 Reading Royals totals include Columbus (Ohio), 1991-99
 Utah Grizzlies totals include Virginia, 1988-90; Roanoke Valley, 1990-93; Huntsville, 1993-94; Tallahassee, 1994-01; Macon, 2001-02; Lexington, 2002-03.
 Victoria Salmon Kings totals include Erie, 1988-96; Baton Rouge, 1996-2003
 Wheeling Nailers totals include Carolina, 1988-89; Winston-Salem, 1989-92

TEAM WINNING PERCENTAGE

HIGHEST WINNING PERCENTAGE, TEAM HISTORY

.658 - Peoria Rivermen (388-186-66)
 .655 - Allen Americans (173-84-51)
 .644 - Louisiana IceGators (425-220-65)
 .642 - Florida Everblades (851-443-141)
 .629 - Alaska Aces (585-325-97)

HIGHEST HOME WINNING PERCENTAGE, TEAM HISTORY

.745 - Peoria Rivermen (221-64-35)
 .731 - Louisiana IceGators (245-81-29)
 - San Diego Gulls (73-23-12)
 .722 - Greensboro Monarchs (132-46-16)
 .707 - Roanoke Express (255-9537)

HIGHEST ROAD WINNING PERCENTAGE, TEAM HISTORY

.618 - Allen Americans (83-49-12)
 .603 - Florida Everblades (398-250-69)
 - Idaho Steelheads (296-185-59)
 .581 - Fort Wayne Komets (115-80-21)
 .571 - South Carolina Stingrays (462-336-92)

LOWEST WINNING PERCENTAGE, TEAM HISTORY

.392 - Phoenix RoadRunners (101-163-24)
 .420 - San Francisco Bulls (40-58-14)
 .429 - Wichita Thunder (105-146-35)
 .446 - Jacksonville Icemen (111-142-35)
 .451 - Brampton Beast (114-142-32)

LOWEST HOME WINNING PERCENTAGE, TEAM HISTORY

.407 - San Francisco Bulls (20-30-4)
 .427 - Phoenix RoadRunners (56-77-11)
 .448 - Wichita Thunder (57-72-15)
 .455 - Rapid City Rush (59-72-13)
 .461 - Jacksonville Icemen (73-87-20)

LOWEST ROAD WINNING PERCENTAGE, TEAM HISTORY

.358 - Phoenix RoadRunners (45-86-13)
 .361 - Jacksonville Icemen (53-103-24)
 .392 - Arkansas RiverBlades (47-78-18)
 .407 - Pensacola Ice Pilots (245-367-43)
 .410 - Wichita Thunder (48-74-22)

TEAM WINS

MOST WINS, TEAM HISTORY

1,045 - Wheeling Nailers
 1,007 - South Carolina Stingrays
 970 - Adirondack Thunder
 963 - Greenville Swamp Rabbits
 962 - Toledo Walleye

MOST HOME WINS, TEAM HISTORY

600 - Wheeling Nailers
 550 - Greenville Swamp Rabbits
 547 - Toledo Walleye
 545 - South Carolina Stingrays
 542 - Adirondack Thunder

290 - Team Records - Regular Season

MOST ROAD WINS, TEAM HISTORY

- 462 - South Carolina Stingrays
- 445 - Wheeling Nailers
- 428 - Adirondack Thunder
- 415 - Toledo Walleye
- 413 - Greenville Swamp Rabbits

TEAM LOSSES

MOST LOSSES, TEAM HISTORY

- 915 - Greenville Swamp Rabbits
- 867 - Wheeling Nailers
- 863 - Utah Grizzlies
- 806 - Adirondack Thunder
- 705 - Victoria Salmon Kings

MOST HOME LOSSES, TEAM HISTORY

- 380 - Greenville Swamp Rabbits
- 362 - Utah Grizzlies
- 354 - Wheeling Nailers
- 346 - Adirondack Thunder
- 294 - Victoria Salmon Kings

MOST ROAD LOSSES, TEAM HISTORY

- 535 - Greenville Swamp Rabbits
- 512 - Wheeling Nailers
- 501 - Utah Grizzlies
- 460 - Adirondack Thunder
- 411 - Victoria Salmon Kings

TEAM TIES

MOST TIES, TEAM HISTORY

- 222 - Utah Grizzlies
- 216 - Greenville Swamp Rabbits
- 198 - Adirondack Thunder
- 197 - South Carolina Stingrays
- 182 - Wheeling Nailers

MOST HOME TIES, TEAM HISTORY

- 118 - Utah Grizzlies
- 117 - Greenville Swamp Rabbits
- 105 - South Carolina Stingrays
- 99 - Adirondack Thunder
- 92 - Wheeling Nailers

MOST ROAD TIES, TEAM HISTORY

- 104 - Utah Grizzlies
- 100 - Greenville Swamp Rabbits
- 99 - Adirondack Thunder
- 92 - South Carolina Stingrays
- 91 - Atlanta Gladiators

TEAM RECORDS REGULAR SEASON

MOST POINTS, ONE SEASON

- 116 - Louisiana IceGators, 2001-02 (56-12-4)
- 115 - Cincinnati Cyclones, 2007-08 (55-12-5)
 - Texas Wildcatters, 2007-08 (52-9-11)
- 113 - Alaska Aces, 2005-06 (53-12-7)
- 112 - Florida Everblades, 2017-18 (53-13-6)
 - Las Vegas Wranglers, 2005-06 (53-13-6)

BEST POINTS PERCENTAGE, ONE SEASON

- .806 - Louisiana IceGators, 2001-02 (56-12-4)
- .799 - Cincinnati Cyclones, 2007-08 (55-12-5)
 - Texas Wildcatters, 2007-08 (52-9-11)
- .785 - Alaska Aces, 2005-06 (53-12-7)
- .778 - Florida Everblades, 2017-18 (53-13-6)
 - Las Vegas Wranglers, 2005-06 (53-13-6)

FEWEST POINTS, ONE SEASON

- 29 - Roanoke Valley Rampage, 1992-93 (14-49-1)
- 33 - Greenville Grrrowl, 2003-04 (14-53-5)
 - Huntington Blizzard, 1993-94 (14-49-5)
- 35 - Victoria Salmon Kings, 2004-05 (15-52-5)
- 39 - Evansville IceMen, 2014-15 (15-48-9)
 - Arkansas RiverBlades, 1999-2000 (18-49-3)

LOWEST WINNING PERCENTAGE, ONE SEASON

- .227 - Roanoke Valley Rampage, 1992-93 (14-49-1)
- .229 - Greenville Grrrowl, 2003-04 (14-53-5)
- .243 - Victoria Salmon Kings, 2004-05 (15-52-5)
 - Huntington Blizzard, 1993-94 (14-49-5)
- .271 - Evansville IceMen, 2014-15 (15-48-9)

TEAM WINS**MOST WINS, ONE SEASON**

- 56 - Louisiana IceGators, 2001-02
- 55 - Cincinnati Cyclones, 2007-08
- 53 - Florida Everblades, 2017-18
 - Alaska Aces, 2005-06
 - Las Vegas Wranglers, 2005-06
 - Florida Everblades, 1999-2000

MOST HOME WINS, ONE SEASON

- 30 - San Diego Gulls, 2003-04
 - Louisiana IceGators, 2001-02
 - Alaska Aces, 2005-06
- 29 - Missouri Mavericks 2015-16
 - Alaska Aces, 2011-12
 - Cincinnati Cyclones, 2007-08
 - Gwinnett Gladiators, 2005-06
 - Toledo Storm, 2002-03
 - Pee Dee Pride, 1998-99

MOST ROAD WINS, ONE SEASON

- 26 - Florida Everblades, 2017-18
 - Cincinnati Cyclones, 2007-08
 - Texas Wildcatters, 2007-08
 - Louisiana IceGators, 2001-02
- 25 - seven times, most recent: Toledo Walleye, 2016-17

FEWEST WINS, ONE SEASON

- 14 - Greenville Grrrowl, 2003-04
 - Huntington Blizzard, 1993-94
 - Roanoke Valley Rampage, 1992-93
- 15 - Evansville IceMen, 2014-15
 - Victoria Salmon Kings, 2004-05
- 16 - Louisville IceHawks, 1993-94

FEWEST HOME WINS, ONE SEASON

- 5 - Greenville Grrrowl, 2003-04
- 8 - four times, most recent:
 - Las Vegas Wranglers, 2013-14
- 9 - Evansville IceMen, 2014-15
 - Johnstown Chiefs, 2009-10
 - Greensboro Generals, 2001-02

FEWEST ROAD WINS, ONE SEASON

- 2 - Roanoke Valley Rampage, 1992-93
- 4 - Elmira Jackals, 2016-17
 - Huntington Blizzard, 1993-94
 - Louisville IceHawks, 1993-94
- 5 - Erie Panthers, 1994-95
 - Knoxville Cherokees, 1992-93

292 - Team Records - Regular Season

TEAM LOSSES**FEWEST LOSSES, ONE SEASON**

- 9 - Texas Wildcatters, 2007-08
- 11 - Richmond Renegades, 1995-96
- 12 - Cincinnati Cyclones, 2007-08
 - Las Vegas Wranglers, 2006-07
 - Alaska Aces, 2005-06
 - Louisiana IceGators, 2001-02

FEWEST HOME LOSSES, ONE SEASON

- 2 - Louisiana IceGators, 2001-02
- 3 - Texas Wildcatters, 2007-08
- 4 - nine times, most recent; Cincinnati Cyclones, 2007-08

FEWEST ROAD LOSSES, ONE SEASON

- 5 - Las Vegas Wranglers, 2006-07
- 6 - Texas Wildcatters, 2007-08
 - Richmond Renegades, 1995-96
- 7 - five times, most recent: Florida Everblades, 2017-18

MOST LOSSES, ONE SEASON

- 53 - Greenville Grrrowl, 2003-04
- 52 - Victoria Salmon Kings, 2004-05
- 49 - four times, most recent:
 - Stockton Thunder, 2014-15

MOST HOME LOSSES, ONE SEASON

- 28 - Greenville Grrrowl, 2003-04
- 26 - Victoria Salmon Kings, 2004-05
- 25 - Wichita Thunder, 2016-17
 - Las Vegas Wranglers, 2013-14
- 24 - Brampton Beast, 2014-15

MOST ROAD LOSSES, ONE SEASON

- 30 - Stockton Thunder, 2014-15
- 29 - Knoxville Cherokees, 1996-97
 - Roanoke Valley Rampage, 1992-93
- 28 - Erie Panthers, 1994-95
 - Huntington Blizzard, 1993-94

TEAM TIES**MOST TIES, ONE SEASON**

- 18 - Mobile Mysticks, 2001-02
- 16 - Utah Grizzlies, 2008-09
 - Johnstown Chiefs, 2005-06
- 15 - Utah Grizzlies, 2017-18
 - South Carolina Stingrays, 2005-06
- 14 - seven times, most recent; Las Vegas Wranglers, 2006-07

FEWEST TIES, ONE SEASON

- 1 - Roanoke Valley Rampage, 1992-93
 - Carolina Thunderbirds, 1988-89
 - Knoxville Cherokees, 1988-89
- 2 - 14 times, most recent; Stockton Thunder and Wheeling Nailers, 2014-15

TEAM SHOOTOUTS**CONSECUTIVE SHOOTOUTS**

- 9 - Huntington Blizzard, Jan. 31-Feb. 20, 1998
- 6 - Richmond Renegades, Nov. 24-Dec. 9, 1995
- 5 - Atlantic City Boardwalk Bullies, Jan. 28-Feb. 4, 2004
 - Fresno Falcons, Dec. 7-17, 2005
- 4 - seven times, most recent; Toledo Walleye, March 2-9, 2012

WINNING STREAKS**LONGEST WINNING STREAK, ONE SEASON**

- 23 - South Carolina Stingrays, Feb. 7-March 27, 2015
- 17 - Colorado Eagles, Jan. 25-March 3, 2017
 - Cincinnati Cyclones, Jan. 13-Feb. 29, 2008
- 15 - Victoria Salmon Kings, Dec. 6, 2008-Jan. 10, 2009
- 14 - Missouri Mavericks, Nov. 4-Dec. 5, 2015
 - Louisiana IceGators, Nov. 23-Dec. 22, 2001
 - Knoxville Cherokees, Dec. 28, 1993-Jan. 29, 1994
- 13 - South Carolina Stingrays, Nov. 24-Dec. 19, 2009
 - Las Vegas Wranglers, Mar. 10 -Apr. 7, 2007

LONGEST WINNING STREAK, INCLUDING PLAYOFFS

- 18 - Las Vegas Wranglers, Mar. 10-Apr. 22, 2007 (13 regular season games, 5 playoff games)
- 17 - Florida Everblades, Mar. 21-May 3, 2018 (10 regular season games, 7 playoff games)
- 10 - Columbia Inferno, Mar. 29-Apr. 27, 2003 (1 regular season game, 9 playoff games)
 - Peoria Rivermen, Mar. 31-May 2, 2000 (2 regular season games, 8 playoff games)

LONGEST HOME WINNING STREAK, ONE SEASON

- 18 - South Carolina Stingrays, Dec. 23, 1994-Mar. 19, 1995
- 17 - Wheeling Thunderbirds, Nov. 24, 1994-Feb. 8, 1995
- 15 - Louisiana IceGators, Feb. 4-Mar. 25, 2000
- 14 - eight times, most recent; Cincinnati, Cyclones, Jan. 5-Mar. 12, 2008

LONGEST ROAD WINNING STREAK

- 13 - South Carolina Stingrays, Feb. 7-Mar. 27, 2015
- 10 - Long Beach Ice Dogs, Jan. 11-Feb. 17, 2006
 - Las Vegas Wranglers, Nov. 22-Dec. 31, 2005
 - South Carolina Stingrays, Nov. 2-Dec. 9, 2000
- 9 - five times, most recent
 - Ontario Reign, Nov. 13-Dec. 27, 2013

LONGEST WINNING STREAK FROM START OF SEASON

- 8 - Trenton Titans, Oct. 12-26, 2001
 - Dayton Bombers, Oct. 19-Nov. 4, 1994

CONSECUTIVE GAMES WITHOUT REGULATION LOSS

- 23 - South Carolina Stingrays (23-0-0), Feb. 7-Mar. 27, 2015
 - Texas Wildcatters (18-0-5), Nov. 18, 2007-Jan. 12, 2008
- 21 - Richmond Renegades (15-0-6), Nov. 12-Dec. 30, 1995
- 20 - Las Vegas Wranglers (16-0-4), Nov. 3-Dec. 21, 2007

WINLESS STREAKS**LONGEST WINLESS STREAK, ONE SEASON**

- 20 - Victoria Salmon Kings, Dec. 31, 2004-Feb. 4, 2005
- 16 - Dayton Bombers, Feb. 24-Mar. 31, 2006
 - Huntington Blizzard, Oct. 20-Dec. 2, 1995
 - Roanoke Valley Rampage, 1992-93
- 15 - Columbia Inferno, Dec. 21 2005-Jan. 27, 2006
 - Stockton Thunder, Feb. 3-Mar. 4, 2006

LONGEST HOME WINLESS STREAK, ONE SEASON

- 13 - Johnstown Chiefs, Dec. 11, 2009-Feb. 5, 2010
- 12 - six times, most recent:
 - Toledo Walleye, Jan. 31-Mar. 19, 2014

LONGEST ROAD WINLESS STREAK, ONE SEASON

- 26 - Roanoke Valley Rampage, 1992-93
- 20 - Knoxville Cherokees, Dec. 6, 1996-Mar. 11, 1997
- 19 - Erie Panthers, Jan. 7, 1994-Mar. 17, 1995
- 18 - Pee Dee Pride, Jan. 28-Apr. 9, 2005
- 16 - Johnstown Chiefs, Dec. 9, 1995-Feb. 9, 1996

TEAM GOALS**MOST GOALS, ONE SEASON**

- 377 - Knoxville Cherokees, 1990-91
- 368 - Nashville Knights, 1995-96
- 367 - Toledo Storm, 1991-92
- 357 - Erie Panthers, 1989-90
- 345 - South Carolina Stingrays, 1996-97

294 - Team Records - Regular Season**MOST GOALS, ONE TEAM, ONE GAME**

- 16 - Nashville Knights vs. Huntington, Jan. 30, 1994
- 15 - Greensboro Monarchs vs. Huntington, Oct. 27, 1993
 - Richmond Renegades vs. Erie, Dec. 23, 1990
- 14 - five times, most recent; Wheeling Nailers vs. Toledo, Apr. 4, 2000

MOST GOALS, BOTH TEAMS, ONE GAME

- 21 - Toledo Storm (11) vs. Louisville IceHawks (10), Nov. 5, 1993
 - Erie Panthers (13) vs. Carolina Thunderbirds (8), Dec. 21, 1988
- 20 - Birmingham Bulls (11) vs. Nashville Knights (9), Jan. 3, 1995
 - Richmond Renegades (15) vs. Erie Panthers (5), Dec. 23, 1990
 - Cincinnati Cyclones (11) vs. Richmond Renegades (9), Nov. 21, 1990
- 19 - Nashville Knights (16) vs. Huntington Blizzard (3), Jan. 30, 1994
 - Erie Panthers (11) vs. Knoxville Cherokees (8), Mar. 18, 1989

MOST GOALS, ONE TEAM, ONE PERIOD

- 9 - Johnstown Chiefs vs. Cincinnati, Nov. 10, 1990
- 8 - Johnstown Chiefs vs. Erie, Dec. 31, 1993
 - Greensboro Monarchs vs. Huntington, Oct. 27, 1993
 - Johnstown Chiefs vs. Knoxville, Feb. 26, 1989
- 7 - 13 times, most recent; Allen Americans at Rapid City, Feb. 10, 2017

LARGEST MARGIN OF VICTORY

- 15 - Greensboro Monarchs (15) vs. Huntington (0), Oct. 27, 1993
- 13 - Birmingham Bulls (14) vs. Tallahassee (1), Mar. 21, 1998
 - Nashville Knights (16) vs. Huntington (3), Jan. 30, 1994
- 12 - four times, most recent:
 - Toledo Walleye (12) vs. Gwinnett (0), Feb. 22, 2015

FEWEST GOALS**FEWEST GOALS SCORED, ONE SEASON**

- 150 - Wichita Thunder, 2015-16
- 156 - Phoenix RoadRunners, 2005-06
- 157 - Pensacola Ice Pilots, 2007-08
- 166 - Trenton Titans, 2005-06
- 169 - Evansville IceMen, 2014-15

TEAM POWER-PLAY GOALS**MOST POWER-PLAY GOALS, ONE SEASON**

- 120 - Gwinnett Gladiators, 2006-07
- 115 - Nashville Knights, 1995-96
- 114 - Gwinnett Gladiators, 2005-06
- 110 - Birmingham Bulls, 1993-94
- 108 - Erie Panthers, 1992-93

MOST POWER-PLAY GOALS, ONE TEAM, ONE GAME

- 8 - Charlotte Checkers vs. Wheeling, Oct. 20, 2007
- 7 - Cincinnati Cyclones vs. Reading, Dec. 27, 2002
 - Hampton Roads Admirals vs. Richmond, Oct. 19, 1993
 - Toledo Storm vs. Nashville, Oct. 16, 1992
- 6 - 14 times, most recent; Idaho Steelheads vs. Phoenix, Apr. 1, 2009

FEWEST POWER-PLAY GOALS, ONE SEASON

- 26 - Jacksonville Icemen, 2017-18
- 28 - Indy Fuel, 2016-17
 - Wichita Thunder, 2015-16
 - Elmira Jackals, 2013-14
- 29 - Evansville IceMen, 2015-16

FEWEST POWER-PLAY GOALS ALLOWED, ONE SEASON

- 27 - South Carolina Stingrays, 2017-18
- 29 - Toledo Walleye, 2016-17
- 30 - Toledo Walleye, 2017-18
 - Toledo Walleye, 2014-15
- 32 - South Carolina Stingrays, 2014-15

TEAM SHORTHANDED GOALS

MOST SHORTHANDED GOALS, ONE SEASON

- 24 - Louisiana IceGators, 1998-99
- 22 - South Carolina Stingrays, 2006-07
 - Jacksonville Lizard Kings, 1995-96
 - Johnstown Chiefs, 1992-93
- 21 - Florida Everblades, 2006-07
 - Fresno Falcons, 2006-07
 - Richmond Renegades, 1998-99

FEWEST SHORTHANDED GOALS, ONE SEASON

- 1 - Arkansas RiverBlades, 1999-2000
- 2 - Greenville Swamp Rabbits, 2017-18
 - Evansville IceMen, 2015-16
 - Gwinnett Gladiators, 2014-15
 - Idaho Steelheads, 2010-11
- 3 - 10 times, most recent:
 - Kansas City Mavericks, 2017-18

MOST SHORTHANDED GOALS, ONE TEAM, ONE GAME

- 4 - Florida Everblades vs. Charlotte, Jan. 5, 2007
 - Augusta Lynx vs. Charlotte, Dec. 31, 2006
 - Johnstown Chiefs vs. Roanoke, Jan. 7, 2001
 - Richmond Renegades vs. Wheeling, Dec. 6, 1998
 - Richmond Renegades vs. South Carolina, Feb. 22, 1997
- 3 - 26 times, most recent; Indy Fuel vs. Cincinnati, Dec. 23, 2017

FEWEST SHORTHANDED GOALS ALLOWED, ONE SEASON

- 0 - Idaho Steelheads, 2009-10
- 1 - Toledo Walleye, 2014-15
- 2 - Alaska Aces, 2013-14
 - Alaska Aces, 2012-13
 - Las Vegas Wranglers, 2007-08
 - Dayton Bombers, 2000-01
 - Wheeling Nailers, 1996-97

TEAM GOALS-PER-GAME

HIGHEST GOALS-PER-GAME AVERAGE, ONE SEASON

- 5.95 - Erie Panthers, 1989-90 (357 goals in 60 games)
- 5.89 - Knoxville Cherokees, 1990-91 (377 goals in 64 games)
- 5.73 - Toledo Storm, 1991-92 (367 goals in 64 games)
- 5.45 - Erie Panthers, 1988-89 (327 goals in 60 games)
- 5.26 - Nashville Knights, 1995-96 (368 goals in 70 games)

LOWEST GOALS-PER-GAME AVERAGE, ONE SEASON

- 2.08 - Wichita Thunder, 2015-16 (150 goals in 72 games)
- 2.16 - Phoenix RoadRunners, 2005-06 (156 goals in 72 games)
- 2.18 - Pensacola Ice Pilots, 2007-08 (157 goals in 72 games)
- 2.31 - Trenton Titans, 2005-06 (163 goals in 70 games)
- 2.35 - Evansville IceMen, 2014-15 (169 goals in 72 games)

FASTEST GOALS

FASTEST FOUR GOALS, BOTH TEAMS

- 56 seconds - Andrei Bashkirov, Huntington (11:57), Kelly Harper, Huntington (12:03), Chad Dameworth, Wheeling (12:29) and Jason Clark, Wheeling (12:53 of 1st period), Huntington vs. Wheeling, Nov. 9, 1996

FASTEST THREE GOALS, BOTH TEAMS

- 16 seconds - Spencer Watson, Manchester (16:01), Cody Wydo, Wheeling (16:08) and Nick Sorkin, Wheeling (16:17 of first period), Wheeling vs. Manchester, Jan. 27, 2018

FASTEST THREE GOALS, ONE TEAM

- 21 seconds - Doug Stromback (12:19), Daryl Harpe (12:29) and Hank Banas (12:40 of 3rd period), Erie vs. Knoxville, Nov. 29, 1988

FASTEST TWO GOALS, BOTH TEAMS

- 3 seconds - Scott Burfoot, Roanoke Valley (10:35) and Kelly Sorensen, Hampton Roads (10:38 of 1st period), Roanoke Valley vs. Hampton Roads, Jan. 22, 1993

296 - Team Records - Regular Season**FASTEST TWO GOALS, ONE TEAM**

- 3 seconds - Jeff Gabriel (6:33) and Justin McHugh (6:36 of 2nd period), Jacksonville vs. Nashville, Feb. 21, 1996
- Howie Rosenblatt (0:42) and Martin St. Amour (0:45 of 3rd period), Cincinnati vs. Raleigh, Feb. 11, 1992
- Kevin Bergin (19:56) and Paul Cabana (19:59 of 2nd period), Florida vs. Gwinnett, Dec. 2, 2005

FASTEST OVERTIME GOAL

- 5 seconds - Kent Davyduke, Mississippi vs. Louisiana, Dec. 8, 2002
- 7 seconds - Derek Whitmore, Reading vs. Adirondack, Oct. 21, 2017
- 8 seconds - Mike DeCarle, Nashville vs. Richmond, Jan. 3, 1992
- Brian Ferreira, Johnstown vs. Erie, Nov. 8, 1991

50, 40, 30, 20-GOAL SCORERS**MOST 50-OR-MORE GOAL SCORERS, ONE SEASON**

- 2 - South Carolina Stingrays, 1996-97. 70GP, Ed Courtenay, 56; Mike Ross, 50.
- Knoxville Cherokees, 1995-96. 70GP, Kim Maier, 52; Jim Brown, 50.
- Nashville Knights, 1995-96. 70GP, Hugo P. Belanger, 54; Colin Ward, 52.
- Winston-Salem Thunderbirds, 1989-90. 60GP, Trent Kaese, 56; Len Soccio, 51.

MOST 40-OR-MORE GOAL SCORERS, ONE SEASON

- 3 - Birmingham Bulls, 1997-98. 70GP, Dany Bousquet, 50; Jamey Hicks, 44; Mike Barrie, 41.
- South Carolina Stingrays, 1996-97. 70GP, Ed Courtenay, 56; Mike Ross, 50; Dave Seitz, 43.
- Knoxville Cherokees, 1995-96. 70GP, Kim Maier, 52; Jim Brown, 50; Frank LaScala, 45.
- Winston-Salem Thunderbirds, 1989-90. 60GP, Trent Kaese, 56; Len Soccio, 51; Joe Ferras, 45.

MOST 30-OR-MORE GOAL SCORERS, ONE SEASON

- 5 - Louisiana IceGators, 1998-99. 60GP, John Varga, 39; John Spoltore, 36; Don Parsons, 34; Mike Murray, 31; Louis Dumont, 30.
- Nashville Knights, 1995-96. 70GP, Hugo P. Belanger, 54; Colin Ward, 52; R.J. Enga, 36; Harry York, 32; Glen Metropolitan, 30.
- Knoxville Cherokees, 1990-91. 64GP, Stan Drulia, 63; Dan Gauthier, 41; Brett Strot, 36; Troy Mick, 35; Mike Murray, 33.
- Johnstown Chiefs, 1988-89. 60GP, Rob Hrytsak, 40; Joe Gurney, 38; Tom Sasso, 36; Mike Marcinkiewicz, 32; Jeff Salzbrunn, 32.

MOST 20-OR-MORE GOAL SCORERS, ONE SEASON

- 9 - five times, most recent; Columbus Chill, 1996-97. 70GP, Dave Hymovitz, 39; Derek Gauthier, 33; Joe Coombs, 28; Derek Wood, 27; Keith Morris, 26; Derek Clancey, 26; Lorne Toews, 25; Matt Oates, 22; Mark Turner, 20.

100-POINT SCORERS**MOST 100-OR-MORE POINT SCORERS, ONE SEASON**

- 3 - Greensboro Monarchs, 1993-94. 68GP, Phil Berger, 139 (56g-83a); Dan Gravelle, 105 (38g-67a); John Young, 104 (35g-69a).
- Winston-Salem Thunderbirds, 1989-90. 60GP, Len Soccio, 113 (51g-62a); Joe Ferras, 108 (45g-68a); Trent Kaese, 107 (56g-51a).
- 2 - Elmira Jackals, 2009-10. 72GP, Tyler Donati, 114 (38g-76a); Justin Donati, 104 (42g-62a).

SHOTS ON GOAL**MOST SHOTS ON GOAL, BOTH TEAMS, ONE GAME**

- 114 - Richmond (69) vs. Erie (45), Dec. 23, 1990
- 111 - Gwinnett (70) vs. Trenton (41), Oct. 29, 2010
- Dayton (57) vs. Louisville (54), Dec. 19, 1992
- 105 - Mobile (64) vs. Jacksonville (41), Feb. 24, 1996

MOST SHOTS ON GOAL, ONE TEAM, ONE GAME

- 70 - Gwinnett Gladiators vs. Trenton, Oct. 29, 2010
- 69 - Tallahassee Tiger Sharks vs. Baton Rouge, Jan. 18, 1997
- Richmond Renegades vs. Erie, Dec. 23, 1990
- 68 - Carolina Thunderbirds vs. Knoxville, Dec. 18, 1988
- 67 - South Carolina Stingrays vs. Huntington, Jan. 19, 1994
- Gwinnett Gladiators vs. Augusta, Apr. 8, 2005

MOST SHOTS ON GOAL, ONE TEAM, ONE PERIOD

- 33 - Long Beach Ice Dogs vs. Utah, Nov. 17, 2006
- 32 - Roanoke Express vs. Columbus (Ohio), Mar. 11, 1997
- 31 - Tulsa Oilers vs. Brampton, Jan. 2, 2015
- South Carolina Stingrays vs. Raleigh, Dec. 7, 1996
- Birmingham Bulls vs. Nashville, Jan. 2, 1994

FEWEST SHOTS ON GOAL, ONE TEAM, ONE GAME

- 8 - Elmira Jackals at Adirondack, Oct. 29, 2016
- Trenton Devils at Elmira, Nov. 29, 2009
- 9 - San Francisco Bulls vs. Ontario, Nov. 10, 2012
- Bakersfield Condors vs. Trenton, Feb. 17, 2004
- Arkansas RiverBlades vs. Greenville, Mar. 7, 2000
- 10 - Jacksonville Icemen vs. South Carolina, Jan. 24, 2018
- Gwinnett Gladiators vs South Carolina, Apr. 3, 2010
- Idaho Steelheads vs. Alaska, Dec. 28, 2010
- Columbus Cottonmouths vs. Columbia, Jan. 7, 2003

FEWEST SHOTS ON GOAL, ONE TEAM, ONE PERIOD

- 0 - 21 times, most recent:
- Greenville Swamp Rabbits at Florida, March 2, 2018

TEAM GOALS AGAINST**FEWEST GOALS AGAINST, ONE SEASON**

- 153 - South Carolina Stingrays, 2017-18
- 156 - Louisiana IceGators, 2001-02
- 159 - Atlantic City Boardwalk Bullies, 2003-04
- 161 - Reading Royals, 2004-05
- 162 - South Carolina Stingrays, 2015-16
- Missouri Mavericks, 2015-16

LOWEST GOALS-AGAINST AVERAGE, ONE SEASON

- 2.13 - South Carolina Stingrays, 2017-18 (153 goals in 72 games)
- 2.17 - Louisiana IceGators, 2001-02 (156 goals in 72 games)
- 2.21 - Atlantic City Boardwalk Bullies, 2003-04 (159 goals in 72 games)
- 2.24 - Reading Royals, 2004-05 (161 goals in 72 games)
- 2.25 - South Carolina Stingrays, 2014-15 (162 goals in 72 games)
- Missouri Mavericks, 2015-16 (162 goals in 72 games)

MOST GOALS AGAINST, ONE SEASON

- 413 - Huntington Blizzard, 1993-94
- 387 - Roanoke Valley Rampage, 1992-93
- 360 - Birmingham Bulls, 1995-96
- 356 - Erie Panthers, 1994-95
- Louisville IceHawks, 1993-94
- 355 - Knoxville Cherokees, 1991-92

HIGHEST GOALS-AGAINST AVERAGE, ONE SEASON

- 6.07 - Huntington Blizzard, 1993-94 (413 goals in 68 games)
- 6.05 - Roanoke Valley Rampage, 1992-93 (387 goals in 64 games)
- 5.55 - Knoxville Cherokees, 1991-92 (355 goals in 64 games)
- 5.48 - Carolina Thunderbirds, 1988-89 (329 goals in 60 games)
- 5.33 - Columbus Chill, 1991-92 (341 goals in 64 games)

MOST POWER-PLAY GOALS AGAINST, ONE SEASON

- 125 - Johnstown Chiefs, 1996-97
- 111 - Columbus Chill, 1991-92
- 107 - Knoxville Cherokees, 1995-96
- 106 - Pensacola Ice Pilots, 2006-07
- 105 - Johnstown Chiefs, 1995-96

MOST SHORTHAND GOALS AGAINST, ONE SEASON

- 26 - Greensboro Generals, 1999-2000
- 25 - Huntington Blizzard, 1995-96
- 23 - Johnstown Chiefs, 1991-92
- 22 - four times, most recent: Pensacola Ice Pilots, 2006-07

SHUTOUTS**MOST SHUTOUTS, ONE SEASON**

- 12 - South Carolina Stingrays, 2014-15
- 11 - Alaska Aces, 2013-14
- Wheeling Nailers, 2003-04
- 10 - South Carolina Stingrays, 2012-13
- Alaska Aces, 2008-09
- Wheeling Nailers, 2004-05
- Atlantic City Boardwalk Bullies, 2003-04
- Louisiana IceGators, 2001-02
- 9 - five times, most recent: Allen Americans, 2016-17

298 - Team Records - Regular Season**MOST GAMES SHUTOUT, ONE SEASON**

- 12 - Pensacola Ice Pilots, 2007-08
- 11 - Phoenix RoadRunners, 2005-06
- 10 - Dayton Bombers, 2004-05
 - Wheeling Nailers, 1998-99
- 9 - Utah Grizzlies, 2006-07
 - Victoria Salmon Kings, 2005-06
 - Toledo Storm, 2003-04
 - Baton Rouge Kingfish, 2002-03

MOST CONSECUTIVE SHUTOUTS

- 3 - Idaho Steelheads, Apr. 1-7, 2017
 - Norfolk Admirals, Jan. 7-14, 2017
 - Adirondack Thunder, Jan. 12-17, 2016
 - Alaska Aces, Nov. 2-6, 2013
 - South Carolina Stingrays, Feb. 17-23, 2013
 - South Carolina Stingrays, Feb. 19-21, 2010
 - Florida Everblades, Nov. 22-28, 2008
 - Hampton Roads Admirals, Mar. 25-29, 1997

MOST CONSECUTIVE SHUTOUTS, HOME

- 3 - South Carolina Stingrays, Feb. 19-21, 2010
 - Wheeling Nailers, Feb. 20-28, 2004
 - Chesapeake Icebreakers, Mar. 10-25, 1998

MOST CONSECUTIVE SHUTOUTS, ROAD

- 3 - Allen Americans, Nov. 29-Dec. 9, 2016
 - Florida Everblades, Nov. 22-28, 2008
 - Trenton Titans, Nov. 23-Dec. 2, 2000

LONGEST SHUTOUT SEQUENCE, HOME

- 262:33 - Wheeling Nailers, Jan. 31-Mar. 7, 2004
 - 50:40 vs. Dayton, Jan. 31
 - 60:00 vs. Cincinnati, Feb. 20
 - 60:00 vs. Cincinnati, Feb. 27
 - 60:00 vs. Cincinnati, Feb. 28
 - 31:53 vs. Johnstown, Mar. 7

LONGEST SHUTOUT SEQUENCE, ROAD

- 214:19 - Florida Everblades, Nov. 21-25, 2008
 - 31:58 at Augusta, Nov. 21, 2008
 - 60:00 at Augusta, Nov. 22, 2008
 - 60:00 at Gwinnett, Nov. 25, 2008
 - 60:00 at Reading, Nov. 28, 2008
 - 2:21 at Trenton, Nov. 29, 2008

LONGEST SHUTOUT SEQUENCE

- 269:36 - Norfolk Admirals, Jan. 6-16, 2017
 - 47:34 vs. Elmira, Jan. 6
 - 60:00 vs. Elmira, Jan. 7
 - 60:00 at Greenville, Jan. 13
 - 60:00 at Greenville, Jan. 14
 - 41:02 at Atlanta, Jan. 16

MOST CONSECUTIVE GAMES SHUTOUT

- 4 - Baton Rouge Kingfish, Mar. 9-22, 2003 (320:09)

LONGEST STREAK BEING SHUTOUT

- 320:09 - Baton Rouge Kingfish, Mar. 8 (16:17 of the second) - Mar. 25, 2003 (11:26 of the third)

TEAM PENALTY MINUTES**MOST PENALTY MINUTES, ONE SEASON**

- 3,305 - Richmond Renegades, 1995-96
- 3,099 - Louisiana IceGators, 1996-97
- 2,930 - Louisiana IceGators, 1995-96
- 2,751 - Columbus Chill, 1991-92
- 2,732 - Hampton Roads Admirals, 1995-96

HIGHEST PENALTY MINUTES PER-GAME AVERAGE, ONE SEASON

- 47.2 - Richmond Renegades, 1995-96 (3,305 minutes in 70 games)
- 44.3 - Louisiana IceGators, 1996-97 (3,099 minutes in 70 games)
- 43.0 - Columbus Chill, 1991-92 (2,751 minutes in 64 games)
- 42.2 - Greensboro Monarchs, 1992-93 (2,704 minutes in 64 games)
- 41.9 - Louisiana IceGators, 1995-96 (2,930 minutes in 70 games)

MOST PENALTY MINUTES, BOTH TEAMS, ONE GAME

- 306 - Victoria Salmon Kings (171) vs. Fresno Falcons (135), Feb. 16, 2005
- 304 - Richmond Renegades (169) vs. Hampton Roads Admirals (135), Nov. 20, 1996
- 301 - Toledo Storm (158) vs. Columbus Chill (143), Nov. 15, 1992
- 294 - Hampton Roads Admirals (166) vs. Greensboro Monarchs (128), Jan. 7, 1994

MOST PENALTY MINUTES, ONE TEAM, ONE GAME

- 181 - Nashville Knights vs. Knoxville, Nov. 13, 1993
- 174 - Jackson Bandits vs. Mississippi, Nov. 26, 2002
- 171 - Victoria Salmon Kings vs. Fresno, Feb. 16, 2005
- Toledo Storm vs. Dayton, Feb. 19, 1994
- 170 - Greensboro Monarchs vs. Raleigh, Oct. 31, 1992

FEWEST PENALTY MINUTES, ONE SEASON

- 658 - Reading Royals, 2017-18
- 665 - Toledo Walleye, 2015-16
- 695 - Quad City Mallards, 2017-18
- 764 - Kalamazoo Wings, 2017-18
- 770 - Reading Royals, 2016-17

LOWEST PENALTY MINUTES PER-GAME AVERAGE, ONE SEASON

- 9.1 - Reading Royals, 2017-18 (658 minutes in 72 games)
- 9.2 - Toledo Walleye, 2015-16 (665 minutes in 72 games)
- 9.7 - Quad City Mallards, 2017-18 (695 minutes in 72 games)
- 10.6 - Kalamazoo Wings, 2017-18 (764 minutes in 72 games)
- 10.7 - Reading Royals, 2016-17 (770 minutes in 72 games)
- 10.9 - Indy Fuel, 2015-16 (786 minutes in 72 games)
- Toledo Walleye, 2014-15 (785 minutes in 72 games)

FEWEST PENALTY MINUTES, BOTH TEAMS, ONE GAME

- 0 - Reading Royals at Worcester Railers, Feb. 7, 2018
- Tulsa Oilers at Quad City Mallards, Feb. 6, 2018
- Elmira Jackals at Brampton Beast, Nov. 18, 2016
- Evansville IceMen at Cincinnati Cyclones, Feb. 13, 2016
- Orlando Solar Bears at Florida Everblades, Jan. 22, 2016
- Adirondack Thunder at Norfolk Admirals, Dec. 19, 2016
- Kalamazoo Wings at Toledo Walleye, March 21, 2015
- Pee Dee Pride at Augusta Lynx, March 30, 2003
- Florida Everblades vs. Tallahassee Tiger Sharks, Dec. 23, 1999
- Erie Panthers vs. Johnstown Chiefs, March 14, 1990

FEWEST PENALTY MINUTES, ONE TEAM, ONE GAME

- 0 - 62 times, most recent:
 - Toledo Walleye at Brampton, Feb. 12, 2018
 - Worcester Railers vs. Reading, Feb. 7, 2018
 - Reading Royals at Worcester, Feb. 7, 2018
 - Quad City Mallards vs. Tulsa, Feb. 6, 2018
 - Tulsa Oilers at Quad City, Feb. 6, 2018
 - Utah Grizzlies vs. Idaho, Jan. 31, 2018
 - Adirondack Thunder vs. Reading, Jan. 30, 2018
 - Reading Royals vs. Brampton, Jan. 5, 2018

SHOOTOUT**MOST SHOOTERS**

- 42 - Evansville at Florida, Feb. 22, 2013
 - Evansville won 5-4 when its 21st shooter, Andre Bouvet-Morrisette, scored
 - Hampton Roads at Birmingham, Oct. 16, 1992
 - Birmingham won 7-6 when its 21st shooter, Brett Barnett, scored
- 40 - Fresno at Phoenix, Nov. 5, 2008
 - Fresno won 3-2 when its 20th shooter, Spencer Carbery, scored and Michael Ouzas stopped the 20th shooter for Phoenix

300 - Individual Records - Regular Season**REGULAR SEASON - INDIVIDUAL RECORDS****GAMES****MOST GAMES PLAYED, CAREER**

- 859 - Sam Ftorek, Augusta, Mobile, Greensboro, Gwinnett, Fresno, Cincinnati, Kalamazoo, Norfolk 1998-2018
 789 - Cam Brown, Baton Rouge, Columbus, Erie, Gwinnett, 1991-2006
 771 - Louis Dumont, Tallahassee, Wheeling, Louisiana, Augusta, Pensacola, Mississippi, Utah, 1994-2006
 697 - Wes Goldie, Pee Dee, Victoria, Alaska, 1999-2004, 2006-12
 687 - Allan Sirois, Baton Rouge, Jacksonville, Pee Dee, Greenville, Texas, 1996-2007

GOALS**MOST GOALS, CAREER**

- 370 - Wes Goldie, Pee Dee, Victoria, Alaska, 1999-2004, 2006-12
 368 - Rod Taylor, Hampton Roads, Richmond, Roanoke, South Carolina, Peoria, Toledo, 1991-2003
 325 - Louis Dumont, Tallahassee, Wheeling, Louisiana, Augusta, Pensacola, Mississippi, Utah, 1994-2006
 - Trevor Jobe, Hampton Roads, Richmond, Raleigh, Johnstown, Tallahassee, Baton Rouge,
 1989-93, 1994-96, 1998-99
 323 - Darren Colbourne, Dayton, Richmond, Raleigh, Augusta, 1991-94, 1995-99

MOST GOALS, SEASON

- 85 - Trevor Jobe, Nashville, 1992-93
 80 - Bill McDougall, Erie, 1989-90
 69 - Darren Colbourne, Richmond, 1993-94
 - Darren Colbourne, Dayton, 1991-92
 68 - Mark Green, Johnstown, 1991-92

MOST GOALS, GAME

- 6 - Brad McCaughey, Toledo, Nov. 6, 1991 vs. Columbus (Ohio)
 - Tom Bissett, Hampton Roads, Nov. 22, 1989 vs. Greensboro
 5 - 30 times, most recent; Dane Walters, Toledo, April 8, 2017 vs. Indy

MOST GOALS, PERIOD

- 5 - Chase Fitzpatrick, Dayton, Nov. 3, 2007 vs. Trenton (Third Period)
 - Lars Petersen, Augusta, Feb. 11, 1999 vs. Birmingham (Third Period)

ASSISTS**MOST ASSISTS, CAREER**

- 566 - Louis Dumont, Tallahassee, Wheeling, Louisiana, Augusta, Pensacola, Mississippi, Utah, 1994-2006
 460 - Chris Valicevic, Greensboro, Louisiana, 1993-2002
 390 - Darryl Noren, Charlotte, Greensboro, 1990-2000
 - John Spoltore, Louisiana, 1995-2001
 384 - Luke Curtin, Baton Rouge, Atlantic City, Fresno, 1998-2000, 2001-08

MOST ASSISTS, SEASON

- 93 - Dan Gauthier, Knoxville, 1990-91
 92 - John Spoltore, Louisiana, 1999-2000
 90 - Hugo P. Belanger, Nashville, 1995-96
 89 - Chad Costello, Allen, 2016-17
 85 - Brad Schell, Gwinnett, 2006-07

MOST ASSISTS, GAME

- 7 - Derek Clancey, Columbus (Ohio), Jan. 13, 1996 vs. Johnstown
 - Joe Ferras, Richmond, Dec. 23, 1990 vs. Erie
 6 - 15 times, most recent; John Dunbar, Norfolk, Mar. 12, 2016 at Manchester

POINTS**MOST POINTS, CAREER**

- 891 - Louis Dumont, Tallahassee, Wheeling, Louisiana, Augusta, Pensacola, Mississippi, Utah, 1994-2006
 689 - Rod Taylor, Hampton Roads, Richmond, Roanoke, South Carolina, Peoria, Toledo, 1991-2003
 685 - Darryl Noren, Charlotte, Greensboro, 1990-2000
 635 - Trevor Jobe, Hampton Roads, Nashville, Richmond, Raleigh, Johnstown, Tallahassee, Baton Rouge,
 1989-93, 1994-96, 1998-99
 611 - Chris Valicevic, Greensboro, Louisiana, 1993-2002

MOST POINTS, SEASON

- 161 - Trevor Jobe, Nashville, 1992-93
 148 - Bill McDougall, Erie, 1989-90
 144 - Hugo P. Belanger, Nashville, 1995-96
 140 - Stan Drulia, Knoxville, 1990-91
 139 - Phil Berger, Greensboro, 1993-94

MOST POINTS, GAME

- 10 - Trevor Jobe, Nashville, Feb. 6, 1993 at Roanoke Valley
- 9 - Gerry Daley, Nashville, Jan. 30, 1994 vs. Huntington
 - Tom Bissett, Hampton Roads, Nov. 22, 1989 vs. Greensboro
- 8 - nine times, most recent; Jim Brown, Knoxville, Mar. 2, 1996 vs. Birmingham

MOST PLAYERS WITH A POINT, GAME

- 15 - Missouri, Nov. 5, 2016 vs. Tulsa
 - South Carolina, Jan. 22, 2010 vs. Reading
 - Birmingham, Mar. 21, 1998 vs. Tallahassee
 - Knoxville, Jan. 26, 1996 vs. Nashville
 - Erie, Nov. 27, 1992 vs. Greensboro
- *Every player registered at least one point except for the starting goaltender
- Erie, Nov. 15, 1991 vs. Nashville
- Johnstown, Dec. 2, 1989 vs. Hampton Roads
- *Every player, including the starting goaltender, registered at least one point.

POWER-PLAY AND SHORTHANDED GOALS**MOST POWER-PLAY GOALS, SEASON**

- 27 - Kevin Baker, Florida, 2008-09
 - Colin Ward, Nashville, 1995-96
- 26 - Andrew Williamson, Toledo, 1999-2000
 - Darren Colbourne, Dayton, 1991-92
- 25 - Darren Colbourne, Richmond, 1993-94
- 24 - five times, most recent; Don Parsons, Louisiana, 1997-98

MOST POWER-PLAY GOALS, GAME

- 4 - Stephen Schultz, Trenton, Feb. 23, 2013 vs. Reading
 - Michael Dubuc, South Carolina, Feb. 7, 2009 vs. Florida
 - Barret Ehgoetz, Cincinnati, Jan. 14, 2009 vs. Wheeling
 - Chane Fitzpatrick, Dayton, Nov. 3, 2007 vs. Trenton
 - Matt Oates, Columbus (Ohio), Mar. 8, 1996 at Erie

MOST POWER-PLAY GOALS, PERIOD

- 4 - Chane Fitzpatrick, Dayton, Nov. 3, 2007 vs. Trenton (Third Period)

MOST SHORTHANDED GOALS, SEASON

- 11 - Jay Murphy, Louisiana, 1998-99
 - Jamey Hicks, Birmingham, 1997-98
- 10 - Joe Bianchi, Richmond, 1999-2000
 - six times, most recent; Rob Concannon, South Carolina, 1999-2000
 - Andrew Williamson, Toledo, 1999-2000

MOST SHORTHANDED GOALS, GAME

- 3 - Tommy Olczyk, Indy, Dec. 23, 2017 vs. Cincinnati
 - Shawn Szydowski, Fort Wayne, March 21, 2015 vs. Missouri
 - Chad Costello, Colorado, Dec. 12, 2012 vs. Las Vegas
 - Jamey Hicks, Birmingham, Jan. 27, 1998 at Pensacola

GAME-WINNING GOALS**MOST GAME-WINNING GOALS, SEASON**

- 15 - Brad McCaughey, Toledo, 1991-92
- 14 - Joe Bianchi, Richmond, 1999-2000
 - Bob Berg, Louisiana, 1995-96
- 12 - Jay Murphy, Louisiana, 2001-02

THREE-OR-MORE GOAL GAMES**MOST THREE-OR-MORE GOAL GAMES, SEASON**

- 12 - Trevor Jobe, Nashville, 1992-93
- 7 - Darryl Noren, Charlotte, 1994-95
 - Mark Green, Johnstown, 1991-92
 - Bill McDougall, Erie, 1989-90
- 6 - Sean Rowe, Louisiana, 1995-96
 - Darren Colbourne, Dayton, 1991-92

MOST CONSECUTIVE THREE-OR-MORE GOAL GAMES

- 3 - Steve Gibson, Wheeling, Mar. 16, 18 & 21, 1997
(versus Johnstown, Peoria and Columbus (Ohio))
- Darryl Noren, Charlotte, Dec. 9, 10 & 16, 1994
(versus Roanoke, South Carolina and Greensboro)
- Trent Kaese, Columbus, Jan. 15, 17 & 24, 1992
(versus Toledo, Dayton and Knoxville)
- Brian Martin, Hampton Roads, Dec. 9, 10 & 12, 1989
(versus Nashville, Virginia and Knoxville)

302 - Individual Records - Regular Season**SCORING BY A DEFENSEMAN****MOST GOALS, DEFENSEMAN, SEASON**

- 28 - Jay Neal, Toledo, 1994-95
- 27 - Chris Valicevic, Louisiana, 1999-2000
- 26 - Rick Corriveau, Toledo, 1994-95
- Joe Cook, Columbus, 1993-94

MOST ASSISTS, DEFENSEMAN, SEASON

- 82 - Tom Nemeth, Dayton, 1993-94
- 73 - Chris Valicevic, Louisiana, 1997-98
- 72 - Chris Valicevic, Louisiana, 1998-99
- 70 - Chris Valicevic, Louisiana, 1995-96
- 67 - Paul Marshall, Birmingham, 1993-94

MOST POINTS, DEFENSEMAN, SEASON

- 98 - Tom Nemeth, Dayton, 1993-94
- 94 - Chris Valicevic, Louisiana, 1995-96
- 92 - Chris Valicevic, Louisiana, 1998-99
- Chris Valicevic, Louisiana, 1997-98
- 91 - Joe Cook, Columbus, 1993-94

MOST POWER-PLAY GOALS, DEFENSEMAN, SEASON

- 18 - Jon Awe, Gwinnett, 2006-07
- 16 - Chris Valicevic, Louisiana, 1995-96
- Joe Cook, Columbus (Ohio), 1993-94
- 15 - Ben Storey, Louisiana, 2003-04
- Steve Lingren, Victoria, 2005-06

PER-GAME SCORING AVERAGES**HIGHEST GOALS-PER-GAME AVERAGE, CAREER
(AMONG PLAYERS WITH 150-OR-MORE GOALS)**

- 0.92 - Trevor Jobe, Hampton Roads, Nashville, Richmond, Raleigh, Johnstown, Tallahassee, Baton Rouge, 1989-93, 1994-96, 1998-99
- 0.91 - Brian Martin, Greensboro, Hampton Roads, 1989-94
- 0.77 - Darren Colbourne, Dayton, Richmond, Raleigh, Augusta, 1991-94, 1995-99
- 0.69 - Phil Berger, Greensboro, Charlotte, Raleigh, Hampton Roads, 1989-97, 1999-2000
- 0.67 - Sheldon Gorski, Louisville, Miami, Pensacola, 1990-94, 1995-99
- Andrew Williamson, Columbus (Ohio), Dayton, Toledo, Augusta, 1997-03

**HIGHEST GOALS-PER-GAME AVERAGE, SEASON
(AMONG PLAYERS WITH 50-OR-MORE GOALS)**

- 1.40 - Bill McDougall, Erie, 1989-90
- 1.39 - Trevor Jobe, Nashville, 1992-93
- 1.07 - Darren Colbourne, Dayton, 1991-92
- Brian Martin, Hampton Roads, 1991-92
- 1.06 - Mark Green, Johnstown, 1991-92

**HIGHEST ASSISTS-PER-GAME AVERAGE, CAREER
(AMONG PLAYERS WITH 200-OR-MORE ASSISTS)**

- 1.15 - John Spoltore, Louisiana, 1995-01
- Victor Gervais, Hampton Roads, 1990-94, 1995-98
- 1.11 - Chad Costello, Texas, Colorado, Ontario, Allen, 2007-08, 2011-17
- 1.02 - Doug Lawrence, Erie, Greensboro, Nashville, 1989-92, 1994-95
- 0.95 - Phil Berger, Greensboro, Charlotte, Raleigh, Hampton Roads, 1989-97, 1999-2000

**HIGHEST ASSISTS-PER-GAME AVERAGE, SEASON
(AMONG PLAYERS WITH 35-OR-MORE ASSISTS)**

- 1.70 - Victor Gervais, Hampton Roads, 1993-94
- 1.53 - Matt Glennon, Johnstown, 1991-92
- 1.52 - Dan Gauthier, Knoxville, 1990-91
- 1.40 - Darryl Noren, Greensboro, 1991-92
- Daryl Harpe, Erie, 1988-89

**HIGHEST POINTS-PER-GAME AVERAGE, CAREER
(AMONG PLAYERS WITH 350-OR-MORE POINTS)**

- 1.85 - Brian Martin, Greensboro, Hampton Roads, 1989-94
- 1.80 - Trevor Jobe, Hampton Roads, Nashville, Richmond, Raleigh, Johnstown, Tallahassee, Baton Rouge, 1989-93, 1994-96, 1998-99
- 1.74 - Victor Gervais, Hampton Roads, 1990-94, 1995-98
- 1.64 - Phil Berger, Greensboro, Charlotte, Raleigh, Hampton Roads, 1989-97, 1999-2000
- 1.58 - Chad Costello, Texas, Colorado, Ontario, Allen, 2007-08, 2011-17

**HIGHEST POINTS-PER-GAME AVERAGE, SEASON
(AMONG PLAYERS WITH 50-OR-MORE POINTS)**

- 2.63 - Trevor Jobe, Nashville, 1992-93
- 2.59 - Bill McDougall, Erie, 1989-90
- 2.41 - Victor Gervais, Hampton Roads, 1993-94
- 2.37 - Darryl Noren, Greensboro, 1991-92
- 2.23 - Barry Chyzowski, Erie, 1990-91

SCORING PLATEAUS**MOST 30-OR-MORE GOAL SEASONS**

- 8 - Wes Goldie, Pee Dee, Victoria, Alaska, 2000-01, 2003-04, 2006-12
- Rod Taylor, Hampton Roads, Richmond, 1992-98, 1999-01
- 6 - four times, most recent; Dany Bousquet, 1996-02
- 5 - six times, most recent; Louis Dumont, 1996-99, 2001-02, 2003-04

MOST CONSECUTIVE 30-OR-MORE GOAL SEASONS

- 6 - Wes Goldie, Victoria, Alaska, 2006-12
- Dany Bousquet, Birmingham, Pee Dee, 1996-2002
- Rod Taylor, Hampton Roads, 1992-98
- 5 - Don Parsons, Nashville, Tallahassee, Johnstown, Baton Rouge, Louisiana, 1994-99
- 4 - Brian Martin, Greensboro, Hampton Roads, 1989-93
- Darren Schwartz, Tallahassee, Wheeling, 1992-96
- Trevor Jobe, Hampton Roads, Nashville, Richmond, 1989-93
- Andrew Williamson, Columbus (Ohio), Toledo, 1997-01

MOST 40-OR-MORE GOAL SEASONS

- 5 - Wes Goldie, Victoria, Alaska, 2006-11
- Trevor Jobe, Hampton Roads, Nashville, Richmond, Johnstown, Tallahassee, 1989-93, 1995-96
- 4 - Darren Colbourne, Dayton, Richmond, Raleigh, 1991-94, 1996-97
- Sheldon Gorski, Louisville, 1990-93, 1997-98
- Don Parsons, Tallahassee, Johnstown, Baton Rouge, Louisiana, 1994-99
- 3 - Brian Martin, Greensboro, Hampton Roads, 1989-94
- Darren Schwartz, Wheeling, Tallahassee, 1992-95

MOST CONSECUTIVE 40-OR-MORE GOAL SEASONS

- 5 - Wes Goldie, Victoria, Alaska, 2006-11
- 4 - Trevor Jobe, Hampton Roads, Nashville, Richmond, 1989-93
- Don Parsons, Tallahassee, Johnstown, Baton Rouge, Louisiana, 1994-98
- 3 - Darren Colbourne, Dayton, Richmond, 1991-94
- Darren Schwartz, Tallahassee, Wheeling, 1992-95

MOST 50-OR-MORE GOAL SEASONS

- 3 - Darren Colbourne, Dayton, Richmond, Raleigh, 1991-92, 1993-94, 1996-97
- Sheldon Gorski, Louisville, 1990-93
- 2 - Phil Berger, Greensboro, 1991-92, 1993-94
- Dany Bousquet, Birmingham, 1996-98
- Trevor Jobe, Nashville, Richmond, 1991-93
- Brian Martin, Hampton Roads, 1990-91, 1992-93
- Don Parsons, Johnstown, Louisiana, 1995-96, 1997-98
- Darren Schwartz, Wheeling, 1992-94
- Andrew Williamson, Toledo, 1999-01

MOST CONSECUTIVE 50-OR-MORE GOAL SEASONS

- 3 - Sheldon Gorski, Louisville, 1990-93
- 2 - Dany Bousquet, Birmingham, 1996-98
- Trevor Jobe, Nashville, Richmond, 1991-93
- Darren Schwartz, Wheeling, 1992-94
- Andrew Williamson, Toledo, 1999-01

FEWEST GAMES TO REACH 50 GOALS, SEASON

- 37 - Trevor Jobe, Nashville, 1992-93
- 40 - Bill McDougall, Erie, 1989-90

MOST 100-OR-MORE POINT SEASONS

- 4 - John Spoltore, Louisiana, 1995-96, 1997-2000
- 3 - Chad Costello, Allen 2014-15, 2015-16, 2016-17
- Darren Colbourne, Dayton, Richmond, Raleigh, 1991-92, 1993-94, 1996-97
- Trevor Jobe, Nashville, Richmond, 1990-93
- 2 - Derek Clancey, Columbus (Ohio), Chesapeake, 1995-96, 1997-98
- Phil Berger, Greensboro, 1991-92, 1993-94
- Sheldon Gorski, Louisville, 1990-91, 1992-93
- Brian Martin, Hampton Roads, 1990-91, 1992-93

304 - Individual Records - Regular Season**MOST CONSECUTIVE 100-OR-MORE POINT SEASONS**

- 3 - Chad Costello, Allen, 2014-17
 - John Spoltore, Louisiana, 1997-2000
 - Trevor Jobe, Nashville, Richmond, 1990-93
- 2 - Sheldon Gorski, Louisville, 1990-92

SCORING STREAKS**LONGEST CONSECUTIVE GOAL-SCORING STREAK**

- 16 - Darren Schwartz, Wheeling, Jan. 14-Feb. 21, 1993 (25 goals)
- 13 - Kirby Lindal, Raleigh, Dec. 12, 1992-Jan. 24, 1993 (goals not available)
- 12 - Joe Gurney, Johnstown, Nov. 6, 1988-Nov. 26, 1988 (goals not available)
- 11 - Rick Judson, Toledo, Dec. 9, 1995-Jan. 5, 1996 (13 goals)
- 10 - Tom May, Utah, Jan. 16-Feb. 16, 2009 (10 goals)

LONGEST CONSECUTIVE ASSIST-SCORING STREAK

- 20 - David Desharnais, Cincinnati, Jan. 5-Feb. 29, 2008, (30 assists)
- 19 - Chad Costello, Allen, Feb. 26-Apr. 9, 2016 (29 assists)
- 17 - Peter Kasowski, Roanoke Valley, Oct. 26-Dec. 7, 1991, (28 assists)
- 15 - Scott Bertoli, Trenton, Feb. 16-Apr. 4, 2000, (21 assists)
 - Mike Reier, Dayton, Oct. 23-Nov. 28, 1992, (24 assists)
- 14 - John Spoltore, Louisiana, Dec. 20, 1997-Jan. 16, 1998, (23 assists)
 - John Spoltore, Louisiana, Oct. 17-Nov. 24, 1998, (22 assists)
 - Matt Robbins, Charlotte, Jan. 12-Mar. 11, 1994, (18 assists)

LONGEST CONSECUTIVE POINT-SCORING STREAK

- 38 - Trevor Jobe, Nashville, Dec. 19, 1992-Mar. 14, 1993 (112 points)
- 35 - Brian Martin, Hampton Roads, Oct. 30, 1990-Jan. 18, 1991 (points not available)
- 32 - Jamey Hicks, Birmingham, Dec. 30, 1997-Mar. 6, 1998 (65 points)
- 27 - David Desharnais, Cincinnati, Dec. 31, 2007-Mar. 12, 2008 (49 points)
- 25 - Mike Kompon, Reading, Nov. 26, 2005-Mar. 8, 2006 (40 points)
 - Sheldon Gorski, Louisville, Dec. 31, 1991-Feb. 4, 1992 (52 points)

FASTEST GOALS**FASTEST GOAL FROM START OF A GAME**

- 6 seconds - Glenn Clark, Louisville, Mar. 11, 1994 vs. Johnstown

FASTEST GOAL FROM START OF A PERIOD

- 4 seconds - Maxime Gratchev, Elmira, Nov. 15, 2011 at Wheeling

FASTEST TWO GOALS

- 4 seconds - Garrett Meurs, Fort Wayne vs. Colorado, Feb. 21, 2016 (6:05, 6:09 of first period)

FASTEST TWO GOALS, DEFENSEMAN

- 7 seconds - Ray DiLauro, Reading vs. Trenton, Mar. 5, 2003 (10:27, 10:34 of third period)

FASTEST THREE GOALS

- 30 seconds - Darren Schwartz, Wheeling vs. Roanoke Valley, Dec. 20, 1992 (17:51, 18:03, 18:21 of third period)

FASTEST THREE GOALS, DEFENSEMAN

- 40 seconds - Ray DiLauro, Reading vs. Trenton, Mar. 5, 2003 (10:27, 10:34, 11:07 of third period)

SHOTS ON GOAL**MOST SHOTS ON GOAL, SEASON**

- 443 - Darren Colbourne, Dayton, 1991-92
- 402 - Ryan Ginand, Trenton, 2010-11
- 397 - Darren Colbourne, Richmond, 1993-94
- 368 - Dane Fox, Missouri, 2016-17
- 360 - Bobby Russell, Jackson, 2000-01

MOST SHOTS ON GOAL, GAME (SINCE 1995-96 SEASON)

- 17 - Bob Woods, Tallahassee vs. Louisiana, Mar. 14, 1998
- 15 - Troy Milam, Gwinnett vs. Pensacola, Jan. 6, 2006
 - George Zajankala, Dayton vs. Erie, Feb. 3, 1996
 - Trevor Jobe, Johnstown vs. Columbus (Ohio), Nov. 25, 1995
- 14 - five times, most recent;
 - Scott Howes, Alaska vs. Idaho, Nov. 18, 2011

PLUS-MINUS RATING**HIGHEST PLUS-MINUS RATING, SEASON**

- +59 - Victor Gervais, Hampton Roads, 1992-93
- +51 - Brad McCaughey, Toledo, 1991-92
- +49 - Peter Sivak, Alaska, 2013-14
- Kim Maier, Knoxville, 1995-96
- Steve Poapst, Hampton Roads, 1992-93
- +48 - Chad Starling, Cincinnati, 2007-08
- Brian Martin, Hampton Roads, 1992-93

HIGHEST PLUS-MINUS RATING, GAME

- +8 - Aaron Slattengren, Augusta vs. Pensacola, Nov. 27, 2007
- Martin LePage, Wheeling vs. Huntington, Mar. 14, 1997

PENALTIES**MOST PENALTY MINUTES, CAREER**

- 2,425 - Cam Brown, Baton Rouge, Columbus (Ohio), Erie, Gwinnett, 1991-93, 1994-2002, 2003-2006
- 2,398 - Garett Hunt, Stockton, Alaska, Jacksonville, 2008-18
- 2,253 - Brian Goudie, Hampton Roads, Pee Dee, Richmond, Florida, 1992-2003
- 2,246 - Jason Clarke, Charlotte, Erie, Roanoke, Tallahassee, Pensacola, Mobile, 1993-97, 1998-2001
- 2,183 - Trevor Senn, Winston-Salem, Wheeling, Greensboro, Richmond, South Carolina, 1991-97, 1998-2000

MOST PENALTY MINUTES, SEASON

- 512 - Rob McCaig, Louisiana, 1995-96
- 507 - Trevor Senn, Richmond, 1995-96
- 505 - Kevin Evans, Mississippi, 1996-97
- 491 - Jason Clarke, Roanoke, 1995-96
- 467 - Jason Clarke, Roanoke, 1994-95

HIGHEST PENALTY MINUTES-PER-GAME AVERAGE, SEASON

- 10.9 - Link Gaetz, Nashville, 1993-94
- 10.4 - Ken Tasker, Toledo, 1999-2000
- 9.8 - Andy Bezeau, South Carolina, 1993-94
- 9.7 - Garrett Burnett, Johnstown, 1997-98
- Trevor Senn, Greensboro, Richmond, South Carolina, 1994-95

MOST PENALTY MINUTES, GAME

- 62 - Ron Majic, Hampton Roads vs. Wheeling, Feb. 24, 1995
- Greg Capson, Greensboro vs. Raleigh, Feb. 23, 1993
- 57 - Brett Angel, Phoenix at Idaho, Feb. 16, 2008
- Jason Hamilton, Greenville vs. Augusta, Nov. 27, 1998
- 54 - Travis Tucker, Louisville vs. Columbus (Ohio), Jan. 5, 1996

MOST MINOR PENALTIES, GAME

- 8 - four times, most recent; Chris Wheaton, Las Vegas vs. Long Beach, Feb. 15, 2004

MOST MAJOR PENALTIES, GAME

- 4 - Trevor Senn, Richmond vs. Peoria, Mar. 3, 2000
- Trevor Senn, Richmond vs. Hampton Roads, Dec. 26, 1998
- Eric Boulton, Charlotte vs. Knoxville, Oct. 30, 1996

GOALTENDING**MOST GAMES APPEARED IN BY A GOALTENDER, CAREER**

- 479 - Nick Vitucci, Carolina, Winston-Salem, Greensboro, Hampton Roads, Toledo, Charlotte, Greenville, 1988-2001
- 455 - Jason Saal, South Carolina, Hampton Roads, Peoria, Louisiana, Dayton, Arkansas, Augusta, 1995-2005
- 394 - Joel Martin, Columbus (Ga.), Trenton, Elmira, Augusta, Kalamazoo, 2003-04, 2006-09, 2012-18
- 366 - Marc Magliarditi, Columbus (Ohio), Florida, Louisiana, Richmond, Las Vegas, 1997-2007
- 364 - Daniel Berthiaume, Roanoke, Wheeling, Greensboro, 1994-96, 1997-2004

MOST GAMES APPEARED IN BY A GOALTENDER, SEASON

- 65 - Mark Michaud, Hampton Roads, 1993-94
- 64 - Joel Martin, Kalamazoo, 2015-16
- 63 - Joel Martin, Kalamazoo, 2012-13
- 62 - Brian Eklund, Pensacola, 2003-04
- 61 - Olie Sundstrom, Wheeling/Johnstown, 1996-97
- 60 - Jerry Kuhn, Greenville/Idaho, 2011-12
- Mathew Yeats, Texas, 2006-07
- Davis Parley, South Carolina, 2006-07
- Darryl Paquette, Hampton Roads, 1996-97
- Dave Gagnon, Roanoke, 1996-97

306 - Individual Records - Regular Season**MOST MINUTES PLAYED BY A GOALTENDER, CAREER**

27,291 - Nick Vitucci, Carolina, Winston-Salem, Greensboro, Hampton Roads, Toledo, Charlotte, Greenville, 1988-2001
 22,962 - Joel Martin, Columbus (Ga.), Trenton, Elmira, Augusta, Kalamazoo, 2003-04, 2006-09, 2012-18
 21,154 - Marc Magliarditi, Columbus (Ohio), Florida, Louisiana, Richmond, Las Vegas, 1997-2007
 20,792 - Daniel Berthiaume, Roanoke, Wheeling, Greensboro, 1994-96, 1997-2004
 19,858 - Jason Saal, South Carolina, Hampton Roads, Peoria, Louisiana, Dayton, Arkansas, Augusta, 1995-2004

MOST MINUTES PLAYED BY A GOALTENDER, SEASON

3,777 - Joel Martin, Kalamazoo, 2015-16
 3,739 - Joel Martin, Kalamazoo, 2012-13
 3,724 - Brian Eklund, Pensacola, 2003-04
 3,723 - Mark Michaud, Hampton Roads, 1993-94
 3,522 - Davis Parley, South Carolina, 2006-07

MOST SHUTOUTS BY A GOALTENDER, CAREER

25 - Marc Magliarditi, Columbus (Ohio), Florida, Louisiana, Richmond, Las Vegas, 1997-2006
 - Jeff Jakaitis, Columbia, Charlotte, Gwinnett, South Carolina, 2007-09, 2011-15
 21 - Riley Gill, Kalamazoo, Victoria, Reading, Allen 2010-17
 20 - Jason Saal, Peoria, Hampton Roads, Dayton, Louisiana, Arkansas, Augusta, 1996-2005
 18 - Daniel Berthiaume, Roanoke, Greensboro, 1994-96, 1997-2004
 15 - Alex Westlund, Dayton, Toledo, Cincinnati, Trenton, Charlotte, 1999-05, 2006-07
 - Scott Stirling, Atlantic City, Peoria, Trenton, Fresno, 2000-04, 2005-07
 - Frederic Cloutier, Louisiana, Pensacola, 2001-06
 - Joel Martin, Columbus (Ga.), Trenton, Elmira, Augusta, Kalamazoo, 2003-04, 2006-09, 2012-18

MOST SHUTOUTS BY A GOALTENDER, SEASON

8 - Laurent Brossoit, Alaska/Bakersfield, 2013-14
 - Ryan Zapolski, South Carolina, 2012-13
 - Jean-Philippe Lamoureux, Alaska, 2008-09
 7 - Jake Paterson, Toledo, 2016-17
 - Riley Gill, Allen, 2016-17
 - Jeff Jakaitis, South Carolina, 2014-15
 - Frederic Cloutier, Louisiana, 2001-02
 - David Brumby, Jackson, 1999-2000
 - Maxime Gingras, Richmond, 1998-99
 6 - Mike Condon, Wheeling, 2013-14
 - Matthew Yeats, Texas, 2006-07
 - Alfie Michaud, Peoria, 2004-05

LONGEST SHUTOUT SEQUENCE BY A GOALTENDER, SEASON

321:46 - Jeff Jakaitis, South Carolina (March 6-21, 2015)
 236:03 - Darryl Paquette, Hampton Roads (March 23-April 2, 1997)
 220:55 - Sebastien Laplante, Pee Dee (Nov. 13, 2004-Jan. 7, 2005)
 215:31 - Jeff Jakaitis, Gwinnett (Dec. 16-30, 2011)
 212:32 - Ryan Zapolski, South Carolina (Feb. 16-26, 2013)

MOST CONSECUTIVE SHUTOUTS BY A GOALTENDER, SEASON

4 - Jeff Jakaitis, South Carolina, 2014-15
 (March 7 at Gwinnett, March 13 at Gwinnett, March 14 vs. Gwinnett, March 20 vs. Indy)

MOST WINS BY A GOALTENDER, CAREER

265 - Nick Vitucci, Carolina, Winston-Salem, Greensboro, Hampton Roads, Toledo, Charlotte, Greenville, 1988-2001
 217 - Marc Magliarditi, Columbus (Ohio), Florida, Louisiana, Richmond, Las Vegas, 1997-2007
 201 - Daniel Berthiaume, Roanoke, Wheeling, Greensboro, 1994-96, 1997-2004
 199 - Joel Martin, Columbus (Ga.), Trenton, Elmira, Augusta, Kalamazoo, 2003-04, 2006-09, 2012-17
 173 - Jason Saal, South Carolina, Hampton Roads, Peoria, Louisiana, Dayton, Arkansas, Augusta, 1995-2005

MOST WINS BY A GOALTENDER, SEASON

38 - Brian Eklund, Pensacola, 2003-04
 - Mark Michaud, Hampton Roads, 1993-94
 37 - Pat Nagle, Toledo, 2017-18
 - Trevor Koenig, San Diego, 2017-18
 36 - seven times, most recent: Joel Martin, Kalamazoo, 2015-16

LONGEST WINNING STREAK BY A GOALTENDER, SEASON

21 - Josh Robinson, Missouri, Nov. 4, 2015-Feb. 14, 2016
 16 - Jeff Jakaitis, South Carolina, Feb. 15-April 2, 2015
 13 - Daniel Berthiaume, Roanoke, 1994-95
 12 - Cory Cadden, Knoxville, 1993-94
 11 - seven times, most recent; Daniel Manzato, Charlotte/Las Vegas, Oct. 27-Dec. 19, 2007

MOST 20-OR-MORE WIN SEASONS BY A GOALTENDER, CAREER

- 7 - Daniel Berthiaume, Roanoke, Wheeling, Greensboro, 1994-96, 1999-2000
- Nick Vitucci, Greensboro, Toledo, Charlotte, Greenville, 1990-92, 1994-98, 1999-2000
- 6 - Marc Magliarditi, Florida, Louisiana, Richmond, Las Vegas, 1998-2000, 2001-04, 2005-06
- 5 - Jason Saal, Hampton Roads, Louisiana, Arkansas, Augusta, 1998-99, 2000-04
- Joel Martin, Elmira, Kalamazoo, 2007-08, 2012-13, 2014-16
- Pat Nagle, Florida, Idaho, Fort Wayne, 2011-12, 2013-16
- 4 - Ryan Nie, Johnstown, Bakersfield, Elmira, Cincinnati, 2007-11
- Frederic Deschenes, Birmingham, Johnstown, 1998-2002
- Dave Gagnon, Roanoke, 1996-2000
- Mark Richards, Tallahassee, Pee Dee, 1994-97, 1998-99

MOST CONSECUTIVE 20-OR-MORE WIN SEASONS BY A GOALTENDER

- 5 - Daniel Berthiaume, Roanoke, Greensboro, 1999-2004
- 4 - Ryan Nie, Johnstown, Bakersfield, Elmira, Cincinnati, Kalamazoo, 2007-11
- Jason Saal, Louisiana, Arkansas, Augusta, 2000-04
- Frederic Deschenes, Birmingham, Johnstown, 1998-02
- Dave Gagnon, Roanoke, 1996-2000
- Nick Vitucci, Charlotte, Toledo, 1994-98

MOST 30-OR-MORE WIN SEASONS BY A GOALTENDER

- 3 - Joel Martin, Kalamazoo, 2012-13, 2014-16
- 2 - Riley Gill, Allen, 2014-15 and 2016-17
- Marc Magliarditi, Florida, Las Vegas, 1998-99, 2005-06
- Scott Stirling, Trenton, Atlantic City, 2000-01, 2003-04
- Greg Gardner, Mississippi, 2002-04
- Jeff Salajko, Columbus (Ohio), 1996-97, 1998-99
- Nick Vitucci, Toledo, Charlotte, 1994-96

MOST CONSECUTIVE 30-OR-MORE WIN SEASONS BY A GOALTENDER

- 2 - Joel Martin, Kalamazoo, 2014-16
- Greg Gardner, Mississippi, 2002-04
- Nick Vitucci, Toledo, Charlotte, 1994-96

MOST LOSSES BY A GOALTENDER, CAREER

- 150 - Nick Vitucci, Carolina, Winston-Salem, Greensboro, Hampton Roads, Toledo, Charlotte, Greenville, 1988-01
- 147 - Joel Martin, Columbus (Ga.), Trenton, Elmira, Augusta, Kalamazoo, 2003-04, 2006-09, 2012-17
- 120 - Jason Saal, South Carolina, Peoria, Hampton Roads, Dayton, Louisiana, Arkansas, Augusta, 1995-05
- 116 - Daniel Berthiaume, Roanoke, Wheeling, Greensboro, 1994-96, 1997-04
- David Brumby, Columbus (Ohio), Wheeling, Charlotte, Jackson, Columbus (Ohio), Pee Dee, Augusta, South Carolina, Victoria, 1996-2005

MOST LOSSES BY A GOALTENDER, SEASON

- 31 - Cam Ellsworth, Pensacola, Stockton, 2007-08
- 30 - Michael Mole, Phoenix, San Diego, 2005-06
- Nathan Marsters, Louisiana, 2004-05
- Jeff Salajko, Arkansas, 1999-2000
- 29 - Michel Robinson, Greenville, 2003-04
- Davis Parley, Texas, 2003-04

LONGEST WINLESS STREAK BY A GOALTENDER, SEASON

- 22 - Jeff Weber, Stockton, 2005-06
- 18 - Jeff Blair, Baton Rouge, 2002-03
- 16 - Jason Stone, Victoria, 2004-05
- 14 - Curtis Darling, Charlotte, Wheeling, 2007-08
- 11 - Chris Driedger, Evansville, 2014-15
- Trevor Koenig, Toledo, 1999-2000
- Steve Plouffe, Johnstown, 1997-98

MOST TIES BY A GOALTENDER, SEASON

- 15 - Greg Hewitt, Mobile, 2001-02
- 12 - Michael Mole, Utah, 2008-09
- 10 - Jason Saal, Arkansas, 2001-02
- Aaron Israel, Jacksonville, Richmond, Johnstown, 1995-96
- 9 - Maxime Daigneault, South Carolina, 2005-06
- Maxime Gingras, Pensacola, 2002-03
- Paxton Schafer, Baton Rouge, 2000-01

LOWEST GOALS-AGAINST AVERAGE BY A GOALTENDER, SEASON

- 1.64 - Ryan Zapolski, South Carolina, 2012-13
- 1.67 - Dany Sabourin, Wheeling, 2004-05
- 1.84 - Frederic Cloutier, Louisiana, 2001-02
- 1.86 - Parker Milner, South Carolina, 2017-18
- 1.88 - Josh Robinson, Missouri, 2015-16
- 1.91 - Scott Stirling, Atlantic City, 2003-04
- Curtis Sanford, Peoria, 2000-01

308 - Individual Records - Regular Season

HIGHEST SAVE PERCENTAGE BY A GOALTENDER, SEASON

- .945 - Frederic Cloutier, Louisiana, 2001-02
- .942 - Ryan Zapolski, South Carolina, 2012-13
 - Dany Sabourin, Wheeling, 2004-05
- .941 - Chris Madden, Long Beach, 2004-05
- .940 - Jeff Deslauriers, Greenville, 2004-05

MOST SAVES BY A GOALTENDER, SEASON

- 2,194 - Brian Eklund, Pensacola, 2003-04
- 2,084 - Joel Martin, Kalamazoo, 2015-16
- 2,051 - Joel Martin, Kalamazoo, 2012-13
- 2,001 - Jerry Kuhn, Greenville/Idaho, 2011-12
- 1,852 - Ryan Munce, Mississippi, 2008-09

MOST SAVES BY A GOALTENDER, GAME

- 67 - Dave Caruso, Trenton vs. Gwinnett, Oct. 29, 2010
- 65 - Daniel Boisclair, Greenville at Greensboro, Mar. 17, 2004
- 64 - Matus Kostur, Augusta vs. Gwinnett, Apr. 8, 2005
 - Christian Soucy, Baton Rouge vs. Tallahassee, Jan. 18, 1997
- 63 - Ryan Munce, Bakersfield at Long Beach, Jan. 6, 2006
 - Davis Parley, Texas at Pensacola, Jan. 2, 2004
 - Joel Laing, Wheeling vs. Peoria, Feb. 16, 2002

MOST SAVES BY A GOALTENDER, PERIOD

- 30 - Rob McVicar, Utah at Long Beach, Nov. 17, 2006
 - Jeff Salajko, Columbus (Ohio) vs. Roanoke, Mar. 11, 1997
 - Mike Parson, Nashville vs. Birmingham, Jan. 2, 1994
- 29 - Joaquin Gage, Raleigh vs. Mobile, Oct. 24, 1997
 - Chad Lang, Huntington vs. Raleigh, Jan. 28, 1997
- 28 - several players, most recent by:
 - Ryan Munce, Mississippi vs. Texas, Mar. 22, 2008
 - Cody Rudkowsky, Phoenix at Bakersfield, Jan. 8, 2008

GOALS SCORED BY A GOALTENDER

- C.J. Motte, Quad City, Dec. 9, 2017 at Fort Wayne
- Alex Nedejkovic, Florida, Dec. 30, 2016 at Atlanta
- Brian Foster, Cincinnati, Feb. 15, 2013 vs. Trenton
- Timo Pielmeier, Bakersfield, Dec. 19, 2009 at Utah
- Jonathan Quick, Reading, Oct. 24, 2007 at Pensacola
- Trevor Koenig, Atlantic City, Mar. 2, 2005 at Wheeling
- Brian Eklund, Pensacola, Dec. 5, 2003 at Mississippi
- Mike Smith, Lexington, Oct. 26, 2002 vs. Dayton
- Mark Bernard, Toledo, Mar. 27, 2001 vs. Johnstown
- Nick Vitucci, Charlotte, Mar. 6, 1996 vs. Louisville
- Sean Gauthier, South Carolina, Dec. 19, 1995 at Raleigh
- Olie Sundstrom, Erie, Dec. 15, 1995 vs. Wheeling
- Corwin Saurdiff, Hampton Roads, Mar. 18, 1995 vs. Charlotte

MOST POINTS BY A GOALTENDER, GAME

- 3 - Jason Saal, (0g-3a), Augusta, Dec. 12, 2003 vs. Greenville

SECTION 9

COACHING REGISTER



Photos courtesy Getty Images

Forty coaches with ECHL ties worked behind the benches of teams in the National Hockey League in 2017-18. **Jared Bednar** (top left), who won two Kelly Cup titles as a player with South Carolina and a third as the Stingrays' head coach, led the Colorado Avalanche to a 47-point improvement over 2016-17 and to the Stanley Cup Playoffs for the first time since 2014. **Bruce Boudreau** (top right), who led Mississippi to the 1999 Kelly Cup title, has led his team to the Stanley Cup Playoffs in 10 of his 11 seasons in the NHL with Washington, Anaheim and Minnesota. Former Jacksonville and Trenton head coach **Bruce Cassidy** (bottom left) was a finalist for the Jack Adams Trophy as NHL Coach of the Year in his first full season with the Boston Bruins while former Wheeling Nailers' head coach **Peter Laviolette** (bottom right) led the Nashville Predators to a club record 53 wins and the NHL's best regular-season record in 2017-18.

310 - All-Time Regular Season Coaching Register

ALL-TIME REGULAR SEASON ECHL COACHING REGISTER

COACH	TEAM	GAMES COACHED					YEARS	CUP WINS	CAREER
		WINS	LOSSES	TIES	WIN %				
Adduono, Rick	South Carolina	284	156	94	34	0.609	4	1	1998-02
	Greensboro	144	82	51	11	0.608	2		2002-04
	Pensacola	30	11	16	3	0.417	1		2005-06
	Long Beach	72	27	42	3	0.396	1		2006-07
	Total		530	276	203	51	0.569	7	1
Aldoff, Rod	Norfolk	17	2	11	4	0.235	1		2016-17
Allen, Scott	Johnstown	326	144	150	32	0.491	5		1997-02
Allison, Dave	Virginia	60	36	18	6	0.650	1		1989-90
	Richmond	64	30	27	7	0.523	1		1990-92
	Total		124	66	45	13	0.585	2	
Anzalone, Frank	Nashville	64	24	36	4	0.406	1		1991-92
	Roanoke	346	192	122	32	0.601	5		1993-98
	Pee Dee	83	53	25	5	0.669	2		1999-01
	Johnstown	144	63	59	22	0.514	2		2005-07
	Total		637	332	242	63	0.571	10	
Armstrong, Bill	Trenton	144	75	52	17	0.580	2		2002-04
Axtell, Phil	Quad City	107	46	54	7	0.463	2		2016-18
Barkovich, Rick	Raleigh	68	23	39	6	0.382	1		1994-95
Beaulieu, Joshua	Evansville	2	0	2	0	0.000	1		2014-15
Bechard, Jerome	Birmingham	3	2	1	0	0.667	1		1995-96
Bednar, Jared	South Carolina	143	89	45	9	0.653	2	1	2007-09
Berehowsky, Drake	Orlando	205	92	88	25	0.510	3		2012-13, 2016-18
Bingham, Pat	Wheeling	144	89	46	9	0.649	2		2003-05
	Elmira	72	45	22	5	0.660	1		2011-12
	Total		216	134	68	14	0.653	3	
	Black, Jamie	San Diego	37	17	16	4	0.514	1	
Bootland, Nick	Kalamazoo	648	342	241	64	0.577	9		2009-18
Boudreau, Bruce	Mississippi	210	109	75	26	0.581	3	1	1996-99
Brandt, Andy	Atlanta	199	75	103	21	0.430	3		2014-17
Branham, Tim	Utah	359	178	136	45	0.558	5		2013-18
Brophy, John	Hampton Roads	738	416	250	72	0.613	11	3	1989-00
	Wheeling	144	64	73	7	0.469	2		2001-03
	Total		882	480	323	79	0.589	13	3
Brown, Cam	Baton Rouge	72	20	43	9	0.340	1		2002-03
Brubaker, Jeff	Greensboro	388	211	149	28	0.580	6	1	1989-95
	Jacksonville	70	33	29	8	0.529	1		1995-96
	Tallahassee	70	27	34	9	0.450	1		1998-99
	Greensboro	142	46	82	14	0.373	2		1999-01
	Total		670	317	294	59	0.517	10	1
Burton, Jim	Augusta	121	61	46	14	0.562	3		2000-03
Cameron, Malcolm	Cincinnati	72	36	29	7	0.549	1		2002-03
	Long Beach	144	79	47	18	0.611	2		2004-06
	Texas	144	93	31	20	0.715	2		2006-08
	Florida	143	87	42	14	0.657	2		2008-10
	Elmira	52	22	23	7	0.490	1		2010-11
	Wichita	144	55	74	15	0.434	2		2016-18
	Total		699	372	246	81	0.590	10	
	Capuano, Jack	Knoxville	16	7	8	1	0.469	1	
Carbery, Spencer	Pee Dee	155	94	45	16	0.658	3		1997-99, 2000-01
	Total		171	101	53	17	0.640	4	
	South Carolina	360	207	115	38	0.628	5		2011-16
Carlson, Steve	Johnstown	248	123	105	20	0.536	4		1988-92
Carroll, Brian	Carolina	24	10	13	1	0.438	1		1988-89
Cashman, Wayne	Pensacola	72	27	40	5	0.410	1		2000-01
Cassidy, Bruce	Jacksonville	122	52	54	16	0.492	2		1996-98
	Trenton	70	37	29	4	0.557	1		1999-00
	Total		192	89	83	20	0.516	3	
Chaulk, Colin	Brampton	216	91	96	29	0.488	3		2015-18
Christian, Jeff	Wheeling	144	69	58	17	0.538	2		2016-18
Christiansen, Terry	Tallahassee	348	172	147	29	0.536	5		1994-98, 1999-00
	Miami	70	28	32	10	0.471	1		1998-99
	Total		418	200	179	39	0.525	6	
Christie, Jason	Peoria	360	217	101	42	0.661	5		2000-05
	Utah	216	90	102	24	0.472	3		2005-08
	Ontario	287	176	79	32	0.669	4		2011-15
	Tulsa	144	64	67	13	0.490	2		2015-17
	Jacksonville	72	26	39	7	0.410	1		2017-18
	Total		1079	573	390	118	0.586	15	
Church, Brad	Phoenix	152	56	82	14	0.414	3		2006-09
Cichocki, Chris	Arkansas	216	102	79	35	0.553	3		2001-03
	Cincinnati	72	25	43	4	0.375	1		2003-04
	Stockton	247	93	121	33	0.443	4		2005-09
	Total		535	220	243	72	0.478	8	
Clancey, Derek	Jackson	286	143	111	32	0.556	4		1999-03
	Reading	144	80	47	17	0.614	2		2003-05
	Total		358	180	136	42	0.561	5	

All-Time Regular Season Coaching Register - 311

COACH	TEAM	GAMES					YEARS	CUP WINS	CAREER
		COACHED	WINS	LOSSES	TIES	WIN %			
Clark, Joe	Pensacola	65	20	39	6	0.354	1	2006-07	
Colley, Kevin	Utah	360	157	152	51	0.507	5	2008-13	
Courville, Larry	Reading	611	343	212	56	0.607	9	2008-17	
Curcio, Pat	San Francisco	112	40	58	14	0.420	2	2012-14	
Curran, Brian	Jacksonville	70	35	33	2	0.514	1	1998-99	
	Columbus (Georgia)	72	37	27	8	0.569	1	2003-04	
	Total	142	72	60	10	0.542	2		
Dean, Kevin	Trenton	72	27	37	8	0.431	1	2010-11	
Dent, Ted	Columbia	72	25	39	8	0.403	1	2005-06	
DeSantis, Mark	Rapid City	96	38	47	11	0.453	2	2015-17	
Desrosiers, Dennis	Cincinnati	128	73	44	11	0.613	2	1990-92	
	Birmingham	302	145	129	28	0.526	5	1995-00	
	Total	430	218	173	39	0.552	7		
Dickson, John-Scott	Kansas City	144	67	62	15	0.517	2	2016-18	
Dineen, Gord	Macon	72	29	31	12	0.486	1	2001-02	
	Richmond	72	35	31	6	0.528	1	2002-03	
	Total	144	64	62	18	0.507	2		
Dirk, Robert	Texas	144	39	88	17	0.330	2	2003-05	
Donatelli, Clark	Wheeling	298	147	119	32	0.547	5	2011-16	
Drulia, Stan	Augusta	144	60	68	16	0.472	2	2003-05	
	Wheeling	89	49	35	5	0.579	2	2010-12	
	Total	216	98	97	21	0.502	3		
Duco, Mike	Elmira	40	10	27	3	0.288	1	2016-17	
Dupont, George	Pensacola	49	10	35	4	0.245	2	2005-07	
Eaves, Murray	Toledo	70	39	26	5	0.593	1	1998-99	
	Wheeling	70	25	40	5	0.393	1	1999-00	
	Total	140	64	66	10	0.493	2		
Edwards, Ray	Huntington	140	66	58	16	0.529	2	1998-00	
	Cincinnati	59	26	28	5	0.483	1	2001-02	
	Total	199	92	86	21	0.515	3		
Emmett, Rick	Gwinnett	89	35	48	6	0.427	2	2013-15	
Farrish, Dave	Louisiana	288	186	78	24	0.688	4	2000-04	
	Pensacola	72	51	16	5	0.743	1	2004-05	
	Total	360	237	94	29	0.699	5		
Ferguson, Bob	Florida	212	136	61	15	0.677	3	1998-01	
	Augusta	216	101	100	15	0.502	3	2005-08	
	Total	428	237	161	30	0.589	6		
Ferras, Joe	Rapid City	120	55	54	11	0.504	2	2014-16	
Filion, Ron	Phoenix	136	45	81	10	0.368	2	2005-07	
Fitzsimmons, Jason	South Carolina	360	188	126	46	0.586	5	2002-07	
Flanagan, Jeff	Johnstown	35	9	19	7	0.357	1	2009-10	
Fleming, Gerry	Tallahassee	72	38	27	7	0.576	1	2000-01	
	Florida	432	243	137	52	0.623	7	2001-08	
	Total	504	281	164	59	0.616	8		
Florio, Perry	Roanoke	190	100	73	17	0.571	3	2000-03	
	Pee Dee	144	61	69	14	0.472	2	2003-05	
	Total	334	161	142	31	0.528	5		
Fotiu, Nick	Nashville	132	62	61	9	0.504	2	1992-94	
	Johnstown	170	51	97	22	0.365	3	1995-98	
	Total	302	113	158	31	0.425	5		
Fraser, Jay	Winston-Salem	64	20	41	3	0.336	1	1990-91	
Ftorek, Robbie	Norfolk	127	50	68	9	0.429	2	2016-18	
Garber, Bruce	Birmingham	64	30	29	5	0.508	1	1992-93	
	Columbus (Georgia)	116	39	60	17	0.409	2	2001-03	
	Total	180	69	89	22	0.444	3		
Gatzos, Steve	Roanoke Valley	64	14	49	1	0.227	1	1992-93	
	Huntsville	68	20	39	9	0.360	1	1993-94	
	Total	132	34	88	10	0.295	2		
Godynyuk, Alex	Greensboro	20	6	12	2	0.350	1	2001-02	
Gordon, Scott	Roanoke	140	82	42	16	0.643	2	1998-00	
Gordon, Todd	Toledo	70	22	41	7	0.364	1	1999-00	
	Pensacola	216	111	81	24	0.569	3	2001-04	
	Louisiana	72	26	40	6	0.402	1	2004-05	
	Total	358	159	162	37	0.496	5		
Gove, David	Wheeling	45	23	13	6	0.578	1	2015-16	
Graham, Gary	Fort Wayne	360	215	104	41	0.654	5	2013-18	
Graham, Neil	Idaho	216	125	66	25	0.637	3	2015-18	
Granato, Don	Columbus (Ohio)	140	72	54	14	0.564	2	1997-99	
	Peoria	70	45	20	5	0.679	1	1999-00	
	Total	210	117	74	19	0.602	3		
Gratz, Brian	Greenville	216	93	99	24	0.486	3	2015-18	
Gruhl, Scott	Richmond	140	71	58	11	0.546	2	1996-98	
Gulutzan, Neil	Las Vegas	361	207	111	43	0.632	6	2003-09	
Hamel, Pierre	Knoxville	120	53	60	7	0.471	2	1988-90	
Handy, Ron	Arkansas	44	13	29	2	0.318	1	1999-00	
Hansis, Ron	Erie	448	219	200	29	0.521	7	1988-95	
	Baton Rouge	11	7	3	1	0.682	1	1997-98	
	Total	459	226	203	30	0.525	8		

312 - All-Time Regular Season Coaching Register

COACH	TEAM COACHED	GAMES					YEARS	CUP WINS	CAREER
		WINS	LOSSES	TIES	WIN %				
Harney, Joe	Wheeling	11	5	5	1	0.500	1	2000-01	
Harrison, Steve	Toledo	23	9	11	3	0.457	1	2003-04	
Haviland, Mike	Atlantic City	216	130	60	26	0.662	3	2001-04	
	Trenton	72	42	21	9	0.646	1	2004-05	
	Total	288	172	81	35	0.657	4	2	
Henderson, Archie	Nashville	60	26	30	4	0.467	1	1989-90	
Herbers, Ian	Johnstown	144	73	90	11	0.545	2	2007-09	
Hillman, Scott	Indy	131	58	60	13	0.492	2	2014-16	
Holland, Dennis	Toledo	144	65	61	18	0.514	2	2000-02	
Horachek, Peter	Nashville	64	31	29	4	0.516	1	1990-91	
	Trenton	72	46	16	10	0.708	1	2001-02	
	Total	200	106	76	18	0.575	3		
Houle, J.F.	Bakersfield	72	26	38	8	0.417	1	2014-15	
Huddy, Charlie	Huntington	70	34	29	7	0.536	1	1997-98	
Hughes, Brent	Brampton	72	23	46	3	0.340	1	2014-15	
Ireland, Greg	Dayton	356	175	134	47	0.558	5	1998-03	
Jackson, Don	Knoxville	64	46	13	5	0.758	1	1990-91	
Jensen, Chris	Wheeling	70	27	37	6	0.429	1	1998-99	
John, Bernie	Indy	157	64	78	15	0.455	3	2015-18	
Johnstone, Eddie	Johnstown	200	102	82	16	0.550	3	1992-95	
	Mobile	140	56	62	22	0.479	2	1995-97	
	Total	340	158	144	38	0.521	5		
Kaminski, Kevin	Long Beach	72	23	44	5	0.354	1	2003-04	
Kaufman, Mark	Richmond	284	151	109	24	0.574	4	1998-02	
Kelly, Bob	Huntington	68	14	49	5	0.243	1	1993-94	
Kelly, Paul	Bakersfield	55	19	29	7	0.409	1	2003-04	
Kish, Larry	Wheeling	70	42	23	5	0.636	1	1995-96	
Kleinendorst, Kurt	Raleigh	336	156	142	38	0.521	5	1991-94, 95-97	
Kowalsky, Rick	Trenton	288	138	122	28	0.528	4	2006-10	
Kromm, Rich	Evansville	72	25	40	7	0.396	1	2012-13	
	Stockton	144	54	80	10	0.410	2	2013-15	
	Total	216	79	120	17	0.455	3		
Kumpel, Mark	Nashville	138	74	52	12	0.580	2	1994-96	
	Dayton	140	72	52	16	0.571	2	1997-98	
	Total	278	146	104	28	0.576	4		
Lalonde, Derek	Toledo	144	97	35	12	0.715	2	2014-16	
Lavolette, Peter	Wheeling	70	37	24	9	0.593	1	1997-98	
Lawless, Paul	Cincinnati	13	10	2	1	0.808	1	2001-02	
Laxdal, Derek	Idaho	360	217	108	35	0.651	5	2005-10	
LaZizzera, Mike	Jacksonville	20	6	12	2	0.350	1	1996-97	
Leger, Dave	Elmira	32	7	20	5	0.297	1	2016-17	
Lemieux, Alain	Jacksonville	70	27	34	9	0.386	1	1999-00	
	Wheeling	61	19	35	7	0.369	1	2000-01	
	Total	131	46	69	16	0.412	2		
Ling, Jamie	Dayton	72	26	41	5	0.396	1	2003-04	
Lohrei, David	Baton Rouge	102	48	40	14	0.539	2	2000-02	
	Reading	72	32	35	5	0.479	1	2002-03	
	Total	174	80	75	19	0.514	3		
MacAdam, Don	Charlotte	293	146	112	35	0.558	5	1999-04	
	Dayton	216	80	112	24	0.426	3	2004-07	
	Total	509	226	224	59	0.502	8		
MacAulay, Tony	Roanoke	98	53	33	12	0.602	2	2002-04	
	Trenton	53	21	29	3	0.425	1	2005-06	
	Victoria	27	9	17	1	0.352	1	2006-07	
	Total	178	83	79	16	0.511	4		
MacDonald, Kirk	Reading	75	42	24	9	0.620	2	2016-18	
Macdonald, Matt	Cincinnati	288	142	116	30	0.545	4	2014-18	
MacLean, Cail	South Carolina	144	78	48	18	0.604	2	2009-11	
	Adirondack	144	79	48	17	0.608	2	2015-17	
	Total	288	157	96	35	0.606	4		
MacPherson, B.J.	San Diego	37	17	16	4	0.516	1	2005-06	
MacPherson, Scott	Augusta	33	14	16	3	0.470	1	2000-01	
Madill, Mike	Las Vegas	72	20	44	8	0.333	1	2013-14	
Mann, Troy	Columbia	144	62	62	20	0.500	2	2006-08	
	Bakersfield	72	36	30	6	0.542	1	2013-14	
	Total	216	98	92	26	0.514	3		
Mantha, Moe	Columbus (Ohio)	138	68	60	10	0.529	2	1994-96	
Marks, John	Charlotte	346	191	120	35	0.603	5	1993-98	
	Greenville	572	275	248	49	0.523	8	1998-06	
	Pensacola	72	19	44	9	0.326	1	2007-08	
	Augusta	18	6	10	2	0.388	1	2008-09	
	Total	1008	491	422	95	0.488	15	2	
Martinson, Steve	San Diego	72	49	13	10	0.750	1	2003-04	
	Elmira	216	117	76	23	0.595	3	2007-10	
	Chicago	72	34	26	12	0.556	1	2011-12	
	Allen	288	173	84	27	0.648	4	2014-18	
	Total	648	373	199	72	0.631	9	2	
Maruk, Dennis	Baton Rouge	42	16	21	5	0.440	1	2001-02	
Matvichuk, Richard	Missouri	144	80	50	14	0.604	2	2014-16	
Maxwell, Bryan	Victoria	110	29	75	6	0.291	2	2004-06	

All-Time Regular Season Coaching Records - 313

COACH	TEAM COACHED	GAMES					YEARS	CUP WINS	CAREER
		WINS	LOSSES	TIES	WIN %				
McAdams, Keith	Carolina	1	0	1	0	0.000	1	1988-89	
McCambridge, Keith	Alaska	144	86	50	8	0.597	2	2007-09	
McClelland, Kevin	Wichita	144	50	72	22	0.424	2	2014-16	
McCutcheon, Brian	Columbus (Ohio)	70	44	21	5	0.664	1	1996-97	
McDonald, Bill	Dayton	144	61	64	19	0.490	1	2007-09	
McGill, Bob	Baton Rouge	140	63	62	15	0.504	2	1998-00	
McGuire, Pierre	Baton Rouge	70	31	33	6	0.486	1	1996-97	
McKay, Doug	Trenton	19	10	7	2	0.579	1	2005-06	
McSorley, Chris	Winston-Salem	60	38	16	6	0.683	1	1989-90	
	Richmond	64	29	29	6	0.500	1	1990-91	
	Toledo	196	126	52	18	0.689	3	1991-94	
	Total	320	193	97	30	0.650	5	2	
McVie, Tom	Wheeling	70	36	29	5	0.550	1	1996-97	
Moore, Blaine	Fresno	25	8	15	2	0.360	1	2003-04	
Morrison, Mark	Victoria	333	173	133	27	0.560	5	2006-11	
Mougenel, Ryan	Las Vegas	288	151	111	26	0.569	4	2009-13	
Mullins, Dwight	Elmira	144	64	65	15	0.497	2	2012-14	
	Evansville	30	9	16	4	0.367	1	2014-15	
	Total	174	73	81	19	0.474	3	1	
Murdoch, Don	Louisiana	70	43	18	9	0.679	1	1999-00	
Murray, Rob	Alaska	431	231	150	50	0.594	6	2011-17	
	Tulsa	72	31	29	12	0.514	1	2017-18	
	Total	503	262	179	62	0.583	7	1	
Nichols, Robbie	Elmira	20	10	7	3	0.575	1	2010-11	
Nilan, Chris	Chesapeake	140	68	53	19	0.554	2	1997-99	
Nobili, Jason	Reading	34	9	23	2	0.294	1	2008-09	
Noel, Claude	Roanoke Valley	64	26	31	7	0.406	1	1990-91	
	Dayton	128	67	49	12	0.570	2	1991-93	
	Toledo	72	47	15	10	0.722	1	2002-03	
	Total	264	140	95	29	0.585	4	2	
Noreen, Anthony	Orlando	83	38	35	10	0.518	2	2015-17	
Nyrop, Bill	Knoxville	64	20	36	8	0.375	1	1991-92	
O'Brien, Toby	Johnstown	216	95	89	32	0.417	3	2002-05	
O'Dette, Matt	Bakersfield	144	46	85	13	0.364	2	2011-13	
Olver, John	Idaho	144	82	66	16	0.625	2	2003-05	
Patrick, Glenn	Wheeling	176	86	75	15	0.531	3	2005-07	
Payne, Davis	Pee Dee	188	104	67	17	0.598	3	2000-03	
	Alaska	288	185	75	28	0.691	4	2003-07	
	Total	476	289	142	45	0.654	7	1	
Pedersen, Al	Pensacola	280	132	125	23	0.513	4	1996-00	
	Mississippi	72	34	33	5	0.507	1	2000-01	
	Total	352	166	158	28	0.511	5	2	
Pickard, Paul	Huntington	68	28	37	3	0.434	1	1994-95	
Playfair, Jim	Dayton	206	106	76	24	0.573	3	1993-96	
Poss, Greg	Florida	432	247	144	41	0.619	6	2010-16	
Potvin, Marc	Mississippi	70	35	27	8	0.557	1	1999-00	
Puhalski, Greg	Toledo	278	162	85	31	0.638	4	1994-98	
	Wheeling	184	82	83	19	0.497	3	2007-10	
	Total	462	244	168	50	0.582	7	2	
Pyle, Jeff	Mobile	284	137	113	34	0.542	4	1998-02	
	Gwinnett	576	309	210	57	0.586	8	2003-11	
	Evansville	72	31	30	11	0.507	1	2013-14	
	Total	932	477	353	102	0.567	13	2	
Ralph, Brad	Idaho	216	132	64	20	0.657	3	2012-15	
	Florida	144	99	34	11	0.726	2	2016-18	
	Total	360	231	98	31	0.685	5	2	
Ramsay, Bruce	Tulsa	72	37	29	6	0.556	1	2014-15	
Raymond, Marty	Bakersfield	521	265	200	56	0.562	8	2003-11	
Reeds, Mark	Peoria	210	126	65	19	0.645	3	1996-99	
Roberto, Phil	Birmingham	181	90	81	10	0.525	3	1993-96	
	Columbus (Georgia)	30	12	16	2	0.433	1	2002-03	
	Total	211	102	97	12	0.512	4	2	
Ruskowski, Terry	Columbus (Ohio)	196	96	80	20	0.541	3	1991-94	
	Quad City	181	93	73	15	0.555	3	2014-17	
	Total	377	189	153	35	0.548	6	2	
Russell, Jamie	Elmira	144	69	63	12	0.521	2	2014-16	
	Worcester	72	37	27	8	0.569	1	2017-18	
	Total	216	106	90	20	0.537	3	2	
Sator, Ted	New Orleans	354	173	135	46	0.554	5	1997-02	
Sauter, Doug	Winston-Salem	64	36	24	4	0.562	1	1991-92	
	Wheeling	200	124	56	20	0.670	3	1992-95	
	Total	264	160	80	24	0.652	4	2	
Sauter, Hardy	Idaho	144	63	59	22	0.514	2	2010-12	
Schneekloth, Aaron	Colorado	144	95	38	11	0.698	2	2016-18	
Schultz, Dave	Baton Rouge	59	26	24	9	0.517	1	1997-98	
Seeley, Richard	Manchester	216	117	73	26	0.602	3	2015-18	
Selenski, Joe	Carolina	22	9	13	0	0.409	1	1988-89	
Shaw, Matt	Mobile	70	35	27	8	0.557	1	1997-98	
Shedden, Doug	Louisiana	280	170	84	26	0.654	4	1995-99	

314 - All-Time Regular Season Coaching Register

COACH	TEAM COACHED	GAMES					YEARS	CUP WINS	CAREER
		WINS	LOSSES	TIES	WIN %				
Simon, Ben	Cincinnati	72	41	23	8	0.625	1	2013-14	
Sims, Al	Reading	72	27	36	9	0.438	1	2001-02	
	Fort Wayne	72	33	35	4	0.486	1	2012-13	
	Evansville	113	35	63	15	0.376	2	2014-16	
	Total	257	95	134	28	0.424	4		
Skalde, Jarrod	Cincinnati	144	68	57	19	0.538	2	2010-12	
Smith, Barry T.	Erie	70	25	40	5	0.393	1	1995-96	
Smith, Barry	Knoxville	304	147	131	26	0.526	5	1992-97	
Smith, Neil	Johnstown	37	9	24	4	0.297	1	2009-10	
Sommer, Roy	Roanoke Valley	64	21	36	7	0.383	1	1991-92	
	Richmond	270	155	88	25	0.620	4	1992-96	
	Total	334	176	124	32	0.578	5	1	
Sonier, Grant	Huntington	140	54	72	14	0.436	2	1995-97	
Spennath, Greg	Fresno	119	54	53	12	0.504	2	2003-05	
St. Amour, Martin	San Diego	107	52	43	12	0.598	2	2004-06	
Stewart, Chris	Colorado	359	187	135	37	0.572	5	2011-16	
Stork, Dean	Greenville	360	201	131	28	0.597	5	2010-15	
Tapper, Brad	Adirondack	72	41	24	7	0.618	1	2017-18	
Taylor, Karl	Reading	216	112	82	22	0.569	3	2005-08	
	Ontario	217	96	108	22	0.493	3	2008-11	
	Total	433	208	190	44	0.531	6		
Tetrault, Daniel	Rapid City	72	25	41	6	0.389	1	2017-18	
Thomas, Matt	Atlantic City	72	42	22	8	0.639	1	2004-05	
	Fresno	246	137	76	33	0.623	4	2005-09	
	Stockton	329	164	127	39	0.555	5	2008-12	
	Total	647	342	225	80	0.590	9		
Thompson, Brent	Alaska	144	83	50	11	0.615	2	1	2009-11
Townshend, Graeme	Greensboro	52	18	28	6	0.404	1	2001-02	
Vaive, Rick	South Carolina	346	201	105	40	0.639	5	1	1993-98
Veilleux, Eric	Norfolk	72	30	37	5	0.451	1	2015-16	
Vitucci, Nick	Toledo	604	289	262	53	0.522	8	2003-07, 09-14	
Walby, Steffon	Mississippi	143	57	75	11	0.437	2	2007-09	
Ward, Geoff	Arkansas	26	5	20	1	0.212	1	1999-00	
Ward, Troy	Trenton	72	50	18	4	0.722	1	2000-01	
	Victoria	34	12	14	8	0.471	1	2005-06	
	Total	106	62	32	12	0.642	2	1998-00	
Warsofsky, Ryan	South Carolina	144	88	44	12	0.653	2	2016-18	
Watson, Brendan	Carolina	13	8	5	0	0.615	1	1	1988-89
Watson, Dan	Toledo	165	106	47	12	0.679	3	2013-14, 2016-18	
Weber, Chuck	Cincinnati	288	177	92	19	0.648	4	2	2006-10
	Atlanta	72	32	35	5	0.479	1	2017-18	
	Total	360	209	127	24	0.614	5		
Wheeler, Shawn	Charlotte	105	43	48	14	0.476	2	1998-00	
White, Scott	Columbia	288	165	87	36	0.635	4	2001-05	
Wiebe, Dan	Raleigh	140	70	60	10	0.536	2	1997-99	
	Augusta	70	34	31	5	0.521	1	1999-00	
	Total	210	104	91	15	0.531	3		
Wiley, Jim	Lexington	72	34	31	7	0.521	1	2002-03	
Wilkie, David	Augusta	62	24	32	6	0.435	1	2002-03	
Wilkinson, Derek	Charlotte	461	237	182	42	0.560	7	2003-10	
Williams, Vince	Trenton	144	53	73	18	0.431	2	2011-13	
	Orlando	144	80	49	15	0.608	2	2013-15	
	Total	288	133	122	33	0.519	4		
Willison, Kevin	Virginia	60	22	30	8	0.433	1	1988-89	
Wroblewski, John	Gwinnett	144	84	46	14	0.632	2	2011-13	
Woods, Bob	Mississippi	288	169	94	25	0.630	4	2001-05	
Young, Warren	Louisville (IceHawks)	260	108	125	27	0.467	4	1990-94	
	Louisville (RiverFrogs)	210	100	86	24	0.533	3	1995-98	
	Total	470	208	211	51	0.497	7		
Zruna, Mike	Birmingham	72	28	40	4	0.417	1	2000-01	

REGULAR SEASON COACHING RECORDS

MOST CAREER GAMES COACHED

- 1,079 - Jason Christie, Peoria, 2000-05; Utah, 2005-08; Ontario, 2011-15; Tulsa, 2015-17; Jacksonville, 2017-18
 1,008 - John Marks, Charlotte, 1993-98; Greenville, 1998-2006; Pensacola, 2007-08; Augusta, 2008-09
 932 - Jeff Pyle, Mobile, 1998-02; Gwinnett, 2003-11; Evansville, 2013-14
 882 - John Brophy, Hampton Roads, 1989-2000; Wheeling, 2001-03
 699 - Malcolm Cameron, Cincinnati, 2002-03; Long Beach, 2004-06; Texas, 2006-08; Florida, 2008-10; Elmira, 2010-11; Wichita, 2016-18

MOST CAREER COACHING WINS

- 573 - Jason Christie, Peoria, 2000-05; Utah, 2005-08; Ontario, 2011-15; Tulsa, 2015-17; Jacksonville, 2017-18
 491 - John Marks, Charlotte, 1993-98; Greenville, 1998-2006; Pensacola, 2007-08; Augusta, 2008-09
 480 - John Brophy, Hampton Roads, 1989-2000; Wheeling, 2001-03
 477 - Jeff Pyle, Mobile, 1998-02; Gwinnett, 2003-11; Evansville, 2013-14
 373 - Steve Martinson, San Diego, 2003-04; Elmira, 2007-10; Chicago, 2011-12; Allen, 2014-18

MOST CAREER COACHING LOSSES

- 422 - John Marks, Charlotte, 1993-98; Greenville, 1998-06; Pensacola, 2007-08; Augusta, 2008-09
 388 - Jason Christie, Peoria, 2000-05; Utah, 2005-08; Ontario, 2011-15; Tulsa, 2015-17; Jacksonville, 2017-18
 353 - Jeff Pyle, Mobile, 1998-02; Gwinnett, 2003-11; Evansville, 2013-14
 323 - John Brophy, Hampton Roads, 1989-2000; Wheeling, 2001-03
 294 - Jeff Brubaker, Greensboro, 1989-95; Jacksonville 1995-96; Tallahassee, 1998-99; Greensboro, 1999-2001

HIGHEST CAREER COACHING WIN PERCENTAGE (MINIMUM 60 GAMES)

- .758 - Don Jackson, Knoxville, 1990-91 (46-13-5)
 .715 - Derek Lalonde, Toledo, 2014-16 (97-35-12)
 .699 - Dave Farrish, Louisiana, 2000-04; Pensacola, 2004-05 (237-94-29)
 .698 - Aaron Schneekloth, Colorado, 2016-18 (95-38-11)
 .685 - Brad Ralph, Idaho, 2012-15; Florida, 2016-18 (231-98-31)

MOST CAREER COACHING YEARS

- 15 - John Marks, Charlotte, 1993-98; Greenville, 1998-2006; Pensacola, 2007-08; Augusta, 2008-09
 - Jason Christie, Peoria, 2000-05; Utah, 2005-08; Ontario, 2011-15; Tulsa, 2015-17; Jacksonville, 2017-18
 13 - John Brophy, Hampton Roads, 1989-2000; Wheeling, 2001-03
 - Jeff Pyle, Mobile, 1998-02; Gwinnett, 2003-11; Evansville, 2013-14
 10 - Frank Anzalone, Nashville, 1991-92; Roanoke, 1993-98; Pee Dee, 1999-2001; Johnstown, 2005-07
 - Jeff Brubaker, Greensboro, 1989-95; Jacksonville 1995-96; Tallahassee, 1998-99; Greensboro, 1999-2001
 - Malcolm Cameron, Cincinnati, 2002-03; Long Beach, 2004-06; Texas, 2006-08; Florida, 2008-10; Elmira, 2010-11; Wichita, 2016-18
 9 - Larry Courville, Reading, 2008-17
 - Matt Thomas, Atlantic City, 2004-05; Fresno, 2005-08; Stockton, 2008-13
 - Nick Vitucci, Toledo, 2003-07 and 2009-14
 - Nick Bootland, Kalamazoo, 2009-18

316 - All-Time Postseason Coaching Register

ALL-TIME ECHL POSTSEASON COACHING REGISTER

COACH	TEAM	GAMES				WIN %	YEARS	CUP WINS	CAREER
		COACHED	WINS	LOSSES					
Adduono, Rick	South Carolina	36	21	15	0.583	4	1	1998-02	
	Greensboro	8	4	4	0.500	1		2002-03	
	Total	40	23	17	0.575	5	1		
Allen, Scott	Johnstown	19	7	12	0.368	3		1998-02	
Allison, Dave	Virginia	4	1	3	0.250	1		1989-90	
	Richmond	11	4	7	0.364	2		1990-92	
	Total	15	5	10	0.333	3			
Anzalone, Frank	Roanoke	26	10	16	0.385	5		1993-98	
	Pee Dee	5	2	3	0.400	1		1999-00	
	Johnstown	7	2	5	0.286	2		2005-07	
	Total	38	14	24	0.368	8			
Armstrong, Bill	Trenton	3	0	3	0.000	1		2002-03	
Axtell, Phil	Quad City	6	2	4	0.333	1		2016-17	
Bednar, Jared	South Carolina	43	26	17	0.605	2	1	2007-09	
Berehowsky, Drake	Orlando	16	8	8	0.500	2		2016-18	
Bingham, Pat	Wheeling	5	2	3	0.400	1		2003-04	
	Elmira	10	4	6	0.400	1		2011-12	
	Total	15	6	9	0.400	2			
Bootland, Nick	Kalamazoo	61	29	32	0.475	7		2009-17	
Boudreau, Bruce	Mississippi	21	14	7	0.667	2	1	1996-99	
Branham, Tim	Utah	31	11	20	0.355	4		2013-17	
Brophy, John	Hampton Roads	94	55	39	0.585	11	3	1989-00	
Brubaker, Jeff	Greensboro	61	34	27	0.557	6	1	1990-95	
	Jacksonville	18	9	9	0.500	1		1995-96	
	Total	79	43	36	0.544	7	1		
Burton, Jim	Augusta	3	1	2	0.333	1		2000-03	
Cameron, Malcolm	Cincinnati	15	9	6	0.600	1		2002-03	
	Long Beach	14	6	8	0.429	2		2004-06	
	Texas	19	10	9	0.526	2		2006-08	
	Florida	20	9	11	0.450	2		2008-10	
	Wichita	6	2	4	0.333	1		2017-18	
	Total	74	36	38	0.486	8			
Capuano, Jack	Pee Dee	21	10	11	0.476	3		1996-99	
Carbery, Spencer	South Carolina	63	30	33	0.476	5		2011-16	
Carlson, Steve	Johnstown	24	11	13	0.458	3		1988-92	
Cassidy, Bruce	Trenton	14	8	6	0.571	1		1999-00	
Chaulk, Colin	Brampton	12	6	6	0.500	1		2016-17	
Christian, Jeff	Wheeling	20	10	10	0.500	1		2015-16	
Christiansen, Terry	Tallahassee	25	15	10	0.600	3		1994-98	
Christie, Jason	Peoria	31	16	15	0.516	4		2000-05	
	Utah	19	8	11	0.421	2		2005-08	
	Ontario	38	19	19	0.500	4		2011-15	
	Total	88	43	45	0.489	10			
Church, Brad	Phoenix	4	0	4	0.000	1		2006-07	
Cichocki, Chris	Arkansas	9	3	6	0.333	2		2000-03	
	Stockton	12	4	8	0.333	2		2006-08	
	Total	21	7	14	0.333	4			
Clancey, Derek	Jackson	15	6	9	0.400	3		1999-03	
	Reading	23	13	10	0.565	2		2003-05	
	Total	38	19	19	0.500	5			
Colley, Kevin	Utah	29	7	22	0.241	5		2008-13	
Courville, Larry	Reading	77	42	35	0.545	7	1	2009-16	
Curcio, Pat	San Francisco	5	1	4	0.200	1		2012-13	
Curran, Brian	Jacksonville	2	0	2	0.000	1		1998-99	
Desrosiers, Dennis	Cincinnati	13	7	6	0.538	2		1990-91	
	Birmingham	17	8	9	0.471	5		1995-00	
	Total	30	15	15	0.500	7			
Donatelli, Clark	Wheeling	21	10	11	0.476	3		2011-15	
Drulia, Stan	Wheeling	17	9	8	0.529	1		2010-11	
Eaves, Murray	Toledo	7	3	4	0.429	1		1998-99	
Edwards, Ray	Huntington	5	2	3	0.400	1		1999-00	
	Total	8	2	6	0.250	2			
Farrish, Dave	Pensacola	4	1	3	0.250	1		2004-05	
	Louisiana	34	15	19	0.441	4		2000-04	
	Total	38	16	22	0.421	5			
Ferguson, Bob	Florida	16	7	9	0.438	3		1998-01	
	Augusta	9	2	7	0.222	3		2007-08	
	Total	25	9	16	0.360	5			
Ferras, Joe	Rapid City	13	6	7	0.462	1		2014-15	
Fitzsimmons, Jason	South Carolina	21	7	14	0.333	4		2002-06	
Fleming, Gerry	Florida	67	39	28	0.582	7		2001-08	
Florio, Perry	Roanoke	9	3	6	0.333	2		2000-02	

COACH	TEAM	GAMES				YEARS	CUP	
		COACHED	WINS	LOSSES	WIN %		WINS	CAREER
Fotiu, Nick	Nashville	11	5	6	0.455	2		1992-94
Gatzos, Steve	Huntsville	3	1	2	0.333	1		1993-94
Gordon, Scott	Roanoke	16	7	9	0.438	2		1998-00
Gordon, Todd	Pensacola	12	3	9	0.250	3		2001-04
Gove, David	Wheeling	6	4	2	0.667	1		2015-16
Graham, Gary	Fort Wayne	67	38	29	0.567	5		2013-18
Graham, Neil	Idaho	23	8	15	0.348	3		2015-18
Granato, Don	Columbus (Ohio)	4	1	3	0.250	1		1997-99
	Peoria	18	14	4	0.778	1	1	1999-00
	Total	22	15	7	0.682	2	1	
Gratz, Brian	Greenville	6	2	4	0.333	1		2016-17
Gruhl, Scott	Richmond	8	4	4	0.500	1		1996-98
Gulutzan, Glen	Las Vegas	46	22	24	0.478	5		2003-08
Hamel, Pierre	Knoxville	4	0	4	0.000	1		1988-89
Hansis, Ron	Erie	25	8	17	0.320	5		1988-99
Haviland, Mike	Atlantic City	35	22	13	0.629	3	1	2001-04
	Trenton	20	14	6	0.700	1	1	2004-05
	Total	55	36	19	0.659	4	2	
Henderson, Archie	Nashville	5	1	4	0.200	1		1989-90
Herbers, Ian	Johnstown	6	2	4	0.333	1		2007-08
Holland, Dennis	Toledo	8	3	5	0.375	1		2000-02
Horachek, Peter	Roanoke Valley	7	3	4	0.429	1		1990-91
	Trenton	7	3	4	0.429	1		2001-02
	Total	14	6	8	0.429	2		
Huddy, Charlie	Huntington	4	1	3	0.250	1		1997-98
Ireland, Greg	Dayton	29	13	16	0.448	4		1998-03
Jackson, Don	Knoxville	3	0	3	0.000	1		1990-91
John, Bernie	Indy	4	0	4	0.000	1		2017-18
Johnstone, Eddie	Johnstown	13	5	8	0.385	3		1992-95
	Mobile	3	0	3	0.000	1		1995-97
	Total	16	5	11	0.313	4		
Kaufman, Mark	Richmond	25	14	11	0.560	3		1998-02
Kish, Larry	Wheeling	7	4	3	0.571	1		1995-96
Kleinendorst, Kurt	Raleigh	34	16	18	0.471	4		1991-97
Kowalsky, Rick	Trenton	14	5	9	0.357	2		2005-07
Kromm, Rich	Stockton	9	5	4	0.545	1		2013-14
Kumpel, Mark	Nashville	18	10	8	0.556	2		1994-96
	Dayton	9	3	6	0.333	2		1996-98
	Total	27	13	14	0.481	4		
Lalonde, Derek	Toledo	28	14	14	0.500	2		2014-16
Laviolette, Peter	Wheeling	15	8	7	0.533	1		1997-98
Lawless, Paul	Cincinnati	3	0	3	0.000	1		2001-02
Laxdal, Derek	Idaho	52	28	24	0.538	5	1	2005-10
Lohrei, David	Baton Rouge	2	0	2	0.000	1		2000-01
MacAdam, Don	Charlotte	10	4	6	0.400	2		2000-03
	Dayton	22	12	10	0.545	1		2006-07
	Total	32	16	16	0.500	3		
MacAulay, Tony	Roanoke	7	2	5	0.286	2		2002-04
	Trenton	2	0	2	0.000	1		2005-06
	Total	9	2	7	0.222	3		
MacDonald, Kirk	Reading	10	2	8	0.200	2		2016-18
Macdonald, Matt	Cincinnati	12	4	8	0.333	2		2015-18
MacLean, Cail	South Carolina	9	3	6	0.333	2		2009-11
	Adirondack	18	9	9	0.500	2		2015-17
	Total	27	12	15	0.444	4		
MacPherson, B.J.	San Diego	4	0	4	0.000	1		2005-06
Madill, Mike	Las Vegas	4	0	4	0.000	1		2013-14
Mann, Troy	Columbia	13	8	5	0.615	1		2007-08
	Bakersfield	16	10	6	0.625	1		2013-14
	Total	29	18	11	0.621	2		
Mantha, Moe	Columbus (Ohio)	6	0	6	0.000	2		1994-96
Marks, John	Charlotte	32	17	15	0.531	5	1	1993-98
	Greenville	49	28	21	0.571	5	1	1998-06
	Total	81	45	36	0.568	10	2	
Martinson, Steve	San Diego	3	0	3	0.000	1		2003-04
	Elmira	22	8	14	0.364	3		2007-10
	Allen	67	41	26	0.612	4	2	2014-18
	Total	92	49	43	0.533	8	2	
Matvichuk, Richard	Missouri	10	6	4	0.600	1		2015-16
McCambridge, Keith	Alaska	30	20	10	0.667	2		2007-09
McCutcheon, Brian	Columbus (Ohio)	8	3	5	0.375	1		1996-97
McDonald, Bill	Dayton	2	0	2	0.000	1		2007-08
McGill, Bob	Baton Rouge	8	3	5	0.375	2		1998-00

318 - All-Time Postseason Coaching Register

COACH	TEAM	GAMES				YEARS	CUP	
		COACHED	WINS	LOSSES	WIN %		WINS	CAREER
McSorley, Chris	Winston-Salem	10	5	5	0.500	1		1989-90
	Toledo	35	24	11	0.686	3	2	1991-94
	Total	45	29	16	0.644	4	2	
McVie, Tom	Wheeling	3	0	3	0.000	1		1996-97
Morrison, Mark	Victoria	43	21	22	0.488	5		2006-11
Mougenel, Ryan	Las Vegas	35	19	16	0.543	4		2009-13
Murdoch, Don	Louisiana	19	12	7	0.632	1		1999-00
Murray, Rob	Alaska	42	27	15	0.643	3	1	2011-14
Nichols, Robbie	Elmira	4	1	3	0.250	1		2010-11
Nilan, Chris	Chesapeake	11	4	7	0.364	2		1997-99
Noel, Claude	Dayton	6	0	6	0.000	2		1991-93
	Toledo	7	4	3	0.571	1		2002-03
	Total	13	4	9	0.308	3		
O'Brien, Toby	Johnstown	1	0	1	0.000	1		2003-04
Olver, John	Idaho	22	14	8	0.636	2	1	2003-05
Patrick, Glenn	Wheeling	9	5	4	0.555	1		2005-06
Payne, Davis	Pee Dee	26	12	14	0.462	3		2000-03
	Alaska	59	38	21	0.644	4	1	2003-07
	Total	85	50	35	0.588	7	1	
Pedersen, Al	Pensacola	34	21	13	0.618	3		1996-00
Pickard, Paul	Huntington	4	1	3	0.250	1		1994-95
Playfair, Jim	Dayton	15	6	9	0.400	3		1993-96
Poss, Greg	Florida	53	31	22	0.585	5	1	2010-16
Potvin, Marc	Mississippi	7	3	4	0.429	1		1999-00
Puhalski, Greg	Toledo	27	15	12	0.556	4		1994-98
	Wheeling	7	3	4	0.429	1		2008-09
	Total	34	18	16	0.529	5		
Pyle, Jeff	Mobile	17	7	10	0.412	3		1998-02
	Gwinnett	55	29	26	0.560	5		2003-08
	Total	72	36	36	0.500	8		
Ralph, Brad	Idaho	34	16	18	0.471	3		2012-15
	Florida	33	20	13	0.606	2		2016-18
	Total	67	36	31	0.537	5		
Ramsay, Bruce	Tulsa	5	1	4	0.200	1		2014-15
Raymond, Marty	Bakersfield	56	23	33	0.411	7		2003-11
Reeds, Mark	Peoria	17	8	9	0.471	3		1996-99
Roberto, Phil	Birmingham	17	10	7	0.588	2		1993-96
Ruskowski, Terry	Columbus (Ohio)	6	2	4	0.333	1		1991-94
	Quad City	11	3	8	0.273	2		2014-16
	Total	17	5	12	0.294	3		
Russell, Jamie	Worcester	6	2	4	0.333	1		2017-18
Sator, Ted	New Orleans	25	10	15	0.400	5		1997-02
Sauter, Doug	Winston-Salem	5	2	3	0.400	1		1991-92
	Wheeling	28	14	14	0.500	3		1992-95
	Total	33	16	17	0.485	4		
Sauter, Hardy	Idaho	19	7	12	0.368	2		2010-12
Schneekloth, Aaron	Colorado	44	32	12	0.727	2	2	2016-18
Seeley, Richard	Manchester	34	18	16	0.529	3		2015-18
Shaw, Matt	Mobile	3	0	3	0.000	1		1997-98
Shedden, Doug	Louisiana	36	19	17	0.528	4		1995-99
Simon, Ben	Cincinnati	24	14	10	0.583	1		2013-14
Smith, Barry	Knoxville	16	5	11	0.313	3		1992-96
Sommer, Roy	Roanoke Valley	7	3	4	0.429	1		1991-92
	Richmond	25	17	8	0.680	3	1	1992-96
	Total	32	20	12	0.625	4	1	
Skalde, Jarrod	Cincinnati	21	10	11	0.476	2		2010-13
St. Amour, Martin	San Diego	4	0	4	0.000	1		2005-06
Stewart, Chris	Colorado	28	9	19	0.321	5		2011-16
Stork, Dean	Greenville	37	17	20	0.459	4		2010-14
Tapper, Brad	Adirondack	17	9	8	0.529	1		2017-18
Taylor, Karl	Reading	17	8	9	0.471	2		2005-08
	Ontario	7	3	4	0.429	1		2008-09
	Total	24	11	13	0.458	3		
Thomas, Matt	Atlantic City	3	0	3	0.000	1		2004-05
	Fresno	30	15	15	0.500	3		2005-08
	Stockton	64	34	30	0.531	5		2008-11
	Total	97	49	48	0.505	9		
Thompson, Brent	Alaska	17	13	4	0.765	2	1	2009-11
Vaive, Rick	South Carolina	43	25	18	0.581	5	1	1993-98
Vitucci, Nick	Toledo	30	11	19	0.367	4		2004-07, 09-13
Walby, Steffon	Mississippi	4	1	3	0.250	1		2007-08
Ward, Troy	Trenton	19	11	8	0.579	1		2000-01

All-Time Postseason Coaching Register - 319

COACH	TEAM	GAMES				WIN %	YEARS	CUP	CAREER
		COACHED	WINS	LOSSES	WINS				
Warsofsky, Ryan	South Carolina	26	12	14	0.462	2		2016-18	
Watson, Brendan	Carolina	11	8	3	0.727	1	1	1988-89	
Watson, Dan	Toledo	27	15	12	0.556	2		2016-18	
Weber, Chuck	Cincinnati	71	45	26	0.634	4	2	2006-10	
	Atlanta	4	0	4	0.000	1		2017-18	
	Total	75	45	30	0.600	5	2		
White, Scott	Columbia	26	14	12	0.538	4		2001-05	
Wiebe, Dan	Augusta	14	6	8	0.429	2		1997-00	
Wiley, Jim	Lexington	3	0	3	0.000	1		2002-03	
Wilkinson, Derek	Charlotte	43	19	24	0.442	6		2004-10	
Williams, Vince	Orlando	12	4	8	0.333	2		2013-15	
Woods, Bob	Mississippi	31	18	13	0.580	4		2001-05	
Wroblewski, John	Gwinnett	14	7	7	0.500	2		2011-13	
Young, Warren	Louisville (IceHawks)	26	12	14	0.462	3		1990-94	
	Louisville (RiverFrogs)	3	0	3	0.000	1		1995-98	
	Total	29	12	17	0.414	4			

320 - All-Time Postseason Coaching Records**POSTSEASON COACHING RECORDS****MOST CAREER PLAYOFF GAMES COACHED**

- 97 - Matt Thomas, Atlantic City, 2004-05; Fresno, 2005-08; Stockton, 2009-13
- 94 - John Brophy, Hampton Roads, 1989-2000
- 92 - Steve Martinson, San Diego, 2003-04; Elmira, 2007-10; Allen, 2014-18
- 88 - Jason Christie, Peoria, 2000-04; Utah, 2006-08; Ontario, 2012-15
- 85 - Davis Payne, Pee Dee, 2000-03; Alaska, 2003-07

MOST CAREER PLAYOFF WINS

- 55 - John Brophy, Hampton Roads, 1989-2000
- 50 - Davis Payne, Pee Dee, 2000-03; Alaska, 2003-07
- 49 - Steve Martinson, San Diego, 2003-04; Elmira, 2007-10; Allen, 2014-18
- Matt Thomas, Atlantic City, 2004-05; Fresno, 2005-08; Stockton, 2009-13
- 45 - John Marks, Charlotte, 1993-98; Greenville, 1998-2006
- Chuck Weber, Cincinnati, 2006-10

MOST CAREER PLAYOFF LOSSES

- 48 - Matt Thomas, Atlantic City, 2004-05; Fresno, 2005-08; Stockton, 2009-13
- 45 - Jason Christie, Peoria, 2000-04; Utah, 2006-08; Ontario, 2012-15
- 43 - Steve Martinson, San Diego, 2003-04; Elmira, 2007-10; Allen, 2014-18
- 39 - John Brophy, Hampton Roads, 1989-2000
- 38 - Malcolm Camerson, Cincinnati, 2002-03; Long Beach, 2004-06; Texas, 2006-08; Florida, 2008-10; Wichita, 2017-18

MOST CAREER PLAYOFF APPEARANCES

- 11 - John Brophy, Hampton Roads, 1989-2000
- 10 - Jason Christie, Peoria, 2000-05; Utah, 2005-08; Ontario, 2011-15
- John Marks, Charlotte, 1993-98; Greenville, 1998-2006
- 9 - Jeff Pyle, Mobile, 1998-2002; Gwinnett, 2003-11
- Matt Thomas, Atlantic City, 2004-05; Fresno, 2005-08; Stockton 2008-13
- 8 - Frank Anzalone, Roanoke, 1993-98; Pee Dee, 1999-2001, Johnstown, 2005-07
- Malcolm Cameron, Cincinnati, 2002-03; Long Beach, 2004-06; Texas, 2006-08; Florida, 2008-10; Wichita, 2017-18
- Steve Martinson, San Diego, 2003-04; Elmira, 2007-10; Allen, 2014-18

HIGHEST POSTSEASON CAREER COACHING WIN PERCENTAGE

- .765 - Brent Thompson, Alaska, 2009-11 (13-4)
- .727 - Aaron Schneekloth, Colorado, 2016-18 (32-12)
- Brendan Watson, Carolina, 1988-89 (8-3)
- .682 - Don Granato, Columbus (Ohio), 1997-99 (1-3) and Peoria, 1999-2000 (14-4)
- .667 - Keith McCambridge, Alaska, 2007-09 (20-10)
- Bruce Boudreau, Mississippi, 1996-99 (14-7)

MOST ECHL CHAMPIONSHIPS

- 3 - John Brophy, Hampton Roads (1991, 1992 and 1998)
- 2 - Mike Haviland, Atlantic City (2003) and Trenton (2005)
- John Marks, Charlotte (1996) and Greenville (2002)
- Steve Martinson, Allen (2015 and 2016)
- Chris McSorley, Toledo (1993 and 1994)
- Aaron Schneekloth, Colorado (2017 and 2018)
- Chuck Weber, Cincinnati (2008 and 2010)

SECTION 10 ATTENDANCE



Photo courtesy Worcester Railers



Photo courtesy Jacksonville Icemen

The ECHL welcomed over 4.3 million fans during the 2017-18 season, and attracted an average of 4,424 per game, marking the league's best attendance since the 2014-15 season. The Worcester Railers (top) had 12,135 fans for their first game in team history while the Jacksonville Icemen (bottom) welcomed 8,956 fans for their debut game.

322 - Attendance - Year-by-Year and Highest Regular Season Game**ECHL ATTENDANCE**

Season	Regular Season			Playoffs			Total
	Games	Attendance	Average	Games	Attendance	Average	
2017-18	972	4,300,500	4,424	80	348,145	4,355	4,648,645
2016-17	972	4,132,784	4,251	85	342,462	4,028	4,475,246
2015-16	1,008	4,420,814	4,385	89	326,976	3,673	4,747,790
2014-15	1,008	4,635,201	4,598	95	343,865	3,619	4,979,066
2013-14	774	3,642,779	4,706	80	265,467	3,318	3,908,246
2012-13	828	3,887,521	4,695	83	270,467	3,258	4,157,988
2011-12	720	3,082,764	4,281	62	187,773	3,028	3,270,537
2010-11	684	2,967,752	4,339	63	183,916	2,919	3,151,668
2009-10	720	3,229,463	4,485	71	243,210	3,425	3,472,673
2008-09	779	3,317,017	4,258	85	307,687	3,619	3,624,704
2007-08	900	3,756,191	4,174	96	331,798	3,456	4,087,989
2006-07	900	3,752,804	4,170	79	261,246	3,307	4,014,050
2005-06	900	3,934,794	4,372	82	312,668	3,813	4,247,462
2004-05	1,008	4,035,770	4,004	66	259,446	3,931	4,295,216
2003-04	1,116	4,366,824	3,913	65	234,828	3,613	4,601,652
2002-03	972	3,645,201	3,750	61	134,501	2,205	3,779,702
2001-02	1,044	4,197,947	4,021	62	171,665	2,769	4,369,612
2000-01	900	3,887,299	4,319	73	219,082	3,001	4,106,381
1999-00	980	4,678,087	4,774	75	278,464	3,713	4,956,551
1998-99	945	4,583,682	4,850	67	261,291	3,900	4,844,973
1997-98	875	4,386,194	5,013	64	318,126	4,971	4,704,320
1996-97	805	4,244,656	5,273	59	319,958	5,423	4,564,614
1995-96	735	3,604,984	4,905	58	271,693	4,412	3,876,677
1994-95	612	3,250,707	5,312	62	273,531	4,412	3,524,238
1993-94	646	3,185,236	4,931	49	210,322	4,292	3,395,558
1992-93	479	2,155,798	4,501	35	148,729	4,249	2,304,527
1991-92	480	2,203,885	4,591	44	192,151	4,367	2,396,036
1990-91	352	1,433,439	4,072	30	128,713	4,290	1,562,152
1989-90	240	827,147	3,446	21	69,160	3,293	896,307
1988-89	150	Not Available	2,512		Not Available		

HIGHEST REGULAR SEASON GAME ATTENDANCE

TEAM	ATT	DATE	RESULT
Adirondack	5,135	Feb. 25, 2017 vs. Brampton	4-3 W
Allen	5,816	Feb. 28, 2015 vs. Brampton	5-6 OTL
Atlanta	11,355	four times, most recent; Nov. 4, 2006 vs. Texas	6-3 W
Brampton	5,020	seven times, most recent; March 8, 2018 vs. Reading	3-4 L
Cincinnati	16,529	Feb. 27, 2016 vs. Indy	2-3 SOL
Florida	7,703	April 8, 2017 vs. Orlando	10-0 W
Fort Wayne	10,480	Feb. 16, 2013 vs. Evansville	2-4 L
Greenville	8,742	March 10, 2017 vs. Florida	5-2 W
Idaho	5,631	Jan. 19, 2008 vs. Alaska	2-1 W
Indy	6,549	Jan. 14, 2017 vs. Tulsa	3-2 W
Jacksonville	8,956	Oct. 14, 2017 vs. Orlando	4-5 OTL
Kalamazoo	5,576	Oct. 26, 2013 vs. Evansville	1-2 L
Kansas City	5,852	Jan. 23, 2016 vs. Tulsa	L 3-6
Manchester	8,800	Apr. 8, 2016 vs. Adirondack	L 3-4
Norfolk	6,571	Feb. 27, 2016 vs. Manchester	L 4-5
Orlando	11,075	Mar. 19, 2016 vs. Adirondack	6-3 W
Rapid City	5,119	two times, most recent; Feb. 7, 2018 vs. Utah	6-3 W
Reading	7,315	March 4, 2006 vs. Trenton	4-2 W
South Carolina	10,617	Jan. 25, 2014 vs. Florida	4-1 W
Toledo	11,222	Dec. 27, 2014 vs. Kalamazoo (outdoor game)	1-2 L
Tulsa	16,759	March 31, 2017 vs. Wichita	1-4 L
Utah	10,700	April 1, 2011 vs. Bakersfield	1-2 L
Wheeling	6,656	March 19, 1995 vs. Dayton	10-3 W
Wichita	13,175	March 30, 2018 vs. Tulsa	2-3 L
Worcester	12,135	Oct. 14, 2017 vs. Manchester	4-3 W

TOP 10 ALL-TIME REGULAR SEASON GAME ATTENDANCE

RANK	ATT.	DATE	TEAM	OPPONENT	RESULT	SCORE
1.	20,911	Jan. 15, 1994	Greensboro	Charlotte	W	7-1
2.	16,759	Mar. 31, 2017	Tulsa	Wichita	L	1-2
3.	16,529	Feb. 27, 2016	Cincinnati	Indy	SOL	2-3
4.	16,377	Jan. 7, 1995	Greensboro	Charlotte	L	2-4
5.	15,171	Jan. 22, 1994	Birmingham	Charlotte	W	3-1
6.	14,265	Mar. 18, 2016	Tulsa	Missouri	W	3-2
7.	14,108	Apr. 3, 1999	Greenville	Pee Dee	L	0-6
	14,108	Jan. 16, 1999	Greenville	Tallahassee	W	3-1
	14,108	Oct. 16, 1998	Greenville	Charlotte	W	9-6
10.	14,025	Jan. 6, 2018	Cincinnati	Wheeling	W	4-2

TOP 10 ALL-TIME PLAYOFF GAME ATTENDANCE

RANK	ATT	DATE	TEAM	OPPONENT	RESULT	SCORE
1.	13,438	May 21, 2010	Cincinnati	Idaho	W	2-1
2.	12,722	June 5, 2008	Cincinnati	Las Vegas	W	3-1
3.	11,800	May 11, 1997	Louisiana	South Carolina	L	4-6
4.	11,800	May 9, 1997	Louisiana	South Carolina	L	4-7
5.	11,800	May 7, 1997	Louisiana	South Carolina	W	5-4
6.	11,800	Apr. 28, 1997	Louisiana	Peoria	L	3-10
7.	11,754	Apr. 6, 1997	Louisiana	Mobile	W	5-4
8.	11,042	Apr. 5, 1996	Louisiana	Jacksonville	L	2-5
9.	10,460	Apr. 25, 1998	Louisiana	Pensacola	W	3-1
10.	10,220	Apr. 2, 1997	Louisiana	Mobile	W	4-2

TOP 10 REGULAR SEASON AVERAGE ATTENDANCE

RANK	TEAM	YEAR	TOTAL	AVERAGE
1.	Louisiana	1996-97	400,185	11,433
2.	Louisiana	1997-98	391,862	11,196
3.	Louisiana	1998-99	345,003	9,857
4.	Louisiana	1995-96	342,154	9,776
5.	Cincinnati	1991-92	303,126	9,473
6.	Greenville	1998-99	324,417	9,269
7.	South Carolina	1993-94	311,148	9,151
8.	South Carolina	1994-95	292,050	8,589
9.	Ontario	2013-14	293,670	8,158
10.	Charlotte	1993-94	276,430	8,130

HIGHEST POSTSEASON GAME ATTENDANCE

TEAM	ATT	DATE	RESULT
Adirondack	3,609	April 21, 2018 vs. Worcester	L 5-6
Allen	6,125	June 14, 2015 vs. South Carolina	W 6-1
Atlanta	4,831	May 29, 2006 vs. Alaska	L 4-5
Brampton	3,187	April 22, 2017 vs. Reading	W 2-1 (2OT)
Cincinnati	13,438	May 21, 2010 vs. Idaho	W 2-1
Florida	7,805	June 1, 2005 vs. Trenton	L 1-4
Fort Wayne	7,598	May 19, 2018 vs. Colorado	L 3-4 (OT)
Greenville	4,146	April 12, 1989 vs. Carolina	L 4-7
Idaho	5,771	May 21, 2004 vs. Florida	L 2-3 (OT)
Indy	2,404	April 18, 2018 vs. Toledo	L 1-3
Kalamazoo	3,863	May 20, 2011 vs. Alaska	L 5-7
Kansas City	5,800	April 30, 2016 vs. Allen	W 5-2
Manchester	5,933	Apr. 15, 2016 vs. Adirondack	L 2-3 (OT)
Orlando	8,243	April 22, 2017 vs. Florida	W 3-0
Rapid City	3,345	May 9, 2015 vs. Allen	L 4-7
Reading	5,640	May 5, 2004 vs. Florida	W 4-1
South Carolina	9,924	March 31, 1995 vs. Johnstown	W 5-3
Toledo	8,300	May 27, 2015 vs. South Carolina	L 0-1 (3OT)
Tulsa	3,092	April 18, 2015 vs. Allen	L 1-3
Utah	5,369	April 23, 2016 vs. Colorado	W 7-2
Wheeling	6,202	April 17, 1993 vs. Toledo	L 2-4
Wichita	2,623	April 15, 2018 vs. Colorado	L 1-2 (OT)
Worcester	4,216	April 15, 2018 vs. Adirondack	L 1-3

TOP 10 KELLY CUP PLAYOFFS CROWDS (2000-17)

RANK	ATT.	TEAMS	ROUND	DATE
1.	13,438	Idaho at Cincinnati	Kelly Cup Finals	May 21, 2010
2.	12,722	Las Vegas at Cincinnati	Kelly Cup Finals	June 5, 2008
3.	8,834	Trenton at South Carolina	Kelly Cup Finals	May 27, 2001
4.	8,676	Las Vegas at Cincinnati	Kelly Cup Finals	May 24, 2008
5.	8,300	South Carolina at Toledo	Eastern Conference Finals	May 27, 2015
6.	8,243	Florida at Orlando	South Division Semifinals	April 22, 2017
7.	8,081	South Carolina at Orlando	South Division Semifinals	April, 21, 2018
8.	8,079	Colorado at South Carolina	Kelly Cup Finals	June 4, 2017
9.	8,013	Fort Wayne at Toledo	Central Division Finals	May 6, 2017
10.	8,005	Colorado at Toledo	Western Conference Finals	May 13, 2017

ALL-TIME RILEY/KELLY CUP FINALS SELLOUTS

RANK	ATT.	CAP.	PCT.	DATE	TEAM	OPPONENT	GAME	RESULT
1.	8,079	6,712	120.36%	June 4, 2017	South Carolina	Colorado	Game 3	L 4-5 (OT)
2.	5,771	5,006	115.28%	May 21, 2004	Idaho	Florida	Game 4	L 2-3 (OT)
3.	6,202	5,406	114.72%	Apr. 17, 1993	Wheeling	Toledo	Game 5	L 2-4
4.	13,438	12,056	111.46%	May 21, 2010	Cincinnati	Idaho	Game 5	W 2-1
5.	7,805	7,080	110.24%	June 1, 2005	Florida	Trenton	Game 6	L 1-4
6.	5,374	5,006	107.35%	May 22, 2004	Idaho	Florida	Game 5	W 5-2
7.	7,701	7,186	107.17%	June 9, 2018	Florida	Colorado	Game 7	L 2-3
8.	6,610	6,251	105.74%	June 4, 2009	Alaska	South Carolina	Game 6	W 3-2
9.	6,610	6,251	105.74%	June 5, 2009	Alaska	South Carolina	Game 7	L 2-4
10.	12,722	12,056	105.50%	June 5, 2008	Cincinnati	Las Vegas	Game 6	W 3-1
11.	7,465	7,080	105.44%	May 21, 2005	Florida	Trenton	Game 1	L 0-7
12.	5,278	5,006	105.43%	May 19, 2004	Idaho	Florida	Game 3	W 1-0 (OT)
13.	7,427	7,080	104.90%	May 15, 2004	Florida	Idaho	Game 2	L 4-6
14.	7,374	7,080	104.15%	May 14, 2004	Florida	Idaho	Game 1	L 1-5
15.	6,482	6,251	103.70%	May 22, 2009	Alaska	South Carolina	Game 1	L 2-4
16.	6,599	6,399	103.13%	May 14, 2011	Alaska	Kalamazoo	Game 1	W 5-0
17.	6,599	6,399	103.13%	May 15, 2011	Alaska	Kalamazoo	Game 2	W 3-2 (OT)
18.	5,316	5,160	103.02%	Apr. 18, 1993	Toledo	Wheeling	Game 6	W 7-6 (OT)
19.	5,316	5,160	103.02%	Apr. 16, 1993	Toledo	Wheeling	Game 4	W 7-5
20.	6,396	6,251	102.32%	May 23, 2009	Alaska	South Carolina	Game 2	W 3-1
21.	5,439	5,344	101.78%	June 3, 2016	Wheeling	Allen	Game 4	L 2-4
22.	7,290	7,186	101.45%	May 23, 2012	Florida	Las Vegas	Game 5	W 3-2 (OT)
23.	11,800	11,700	100.85%	May 11, 1997	Louisiana	South Carolina	Game 5	L 4-6
24.	11,800	11,700	100.85%	May 9, 1997	Louisiana	South Carolina	Game 4	L 4-7
25.	11,800	11,700	100.85%	May 7, 1997	Louisiana	South Carolina	Game 3	W 5-4
26.	6,438	6,399	100.61%	May 31, 2014	Alaska	Cincinnati	Game 2	L 1-2
27.	10,019	9,972	100.47%	May 1, 1995	Richmond	Greensboro	Game 5	W 3-2
28.	7,111	7,080	100.43%	May 22, 2005	Florida	Trenton	Game 2	L 1-2
29.	8,157	8,150	100.09%	May 9, 1998	Pensacola	Hampton Roads	Game 2	L 1-3
30.	8,156	8,150	100.07%	May 20, 1998	Pensacola	Hampton Roads	Game 6	L 1-4
31.	6,253	6,251	100.03%	May 25, 2006	Alaska	Gwinnett	Game 2	W 3-2
32.	9,150	9,150	100.00%	May 30, 1999	Mississippi	Richmond	Game 7	W 4-3 (OT)
33.	8,974	8,974	100.00%	May 18, 1998	Hampton Roads	Pensacola	Game 5	W 7-3
34.	8,150	8,150	100.00%	May 8, 1998	Pensacola	Hampton Roads	Game 1	W 7-4
35.	6,251	6,251	100.00%	May 24, 2006	Alaska	Gwinnett	Game 1	W 4-3
36.	5,289	5,289	100.00%	May 26, 2017	Colorado	South Carolina	Game 1	W 3-2 (2 OT)
37.	5,289	5,289	100.00%	May 28, 2017	Colorado	South Carolina	Game 2	W 3-2
38.	5,289	5,289	100.00%	May 27, 2018	Colorado	Florida	Game 2	L 3-4
39.	5,289	5,289	100.00%	June 6, 2018	Colorado	Florida	Game 6	W 4-2

326 - Attendance - Regular Season (2015-18)

2017-18 REGULAR SEASON ATTENDANCE

TEAM	TOTAL	GP	AVG	TEAM	TOTAL	GP	AVG
Fort Wayne	280,241	36	7,784	Allen	146,946	36	4,082
Toledo	273,613	36	7,600	Greenville	144,900	36	4,025
Tulsa	217,111	36	6,031	South Carolina	141,164	36	3,921
Jacksonville	206,222	36	5,728	Indy	140,872	36	3,913
Utah	203,990	36	5,666	Quad City	124,208	36	3,450
Florida	197,444	36	5,485	Reading	123,518	36	3,431
Orlando	196,582	36	5,461	Adirondack	114,892	36	3,191
Wichita	182,578	36	5,072	Rapid City	109,892	36	3,053
Colorado	180,916	36	5,072	Brampton	108,696	36	3,019
Cincinnati	178,710	36	4,964	Manchester	100,543	36	3,019
Kansas City	176,029	36	4,548	Kalamazoo	98,111	36	2,725
Idaho	163,743	36	4,548	Norfolk	93,674	36	2,602
Worcester	158,132	36	4,393	Wheeling	86,035	36	2,309
Atlanta	151,738	36	4,215	LEAGUE	4,300,500	972	4,424

2016-17 REGULAR SEASON ATTENDANCE

TEAM	TOTAL	GP	AVG	TEAM	TOTAL	GP	AVG
Fort Wayne	272,456	36	7,568	Quad City	141,418	36	3,928
Toledo	254,660	36	7,074	Reading	140,764	36	3,910
Tulsa	219,971	36	6,110	South Carolina	134,434	36	3,734
Orlando	197,912	36	5,498	Alaska	130,430	36	3,623
Utah	192,949	36	5,360	Indy	129,287	36	3,591
Florida	190,215	36	5,284	Manchester	128,863	36	3,580
Missouri	182,447	36	5,068	Rapid City	119,563	36	3,321
Colorado	171,039	36	4,751	Brampton	111,813	36	3,106
Atlanta	170,573	36	4,738	Norfolk	107,414	36	2,984
Wichita	168,801	36	4,689	Adirondack	101,883	36	2,830
Allen	156,234	36	4,340	Wheeling	95,419	36	2,651
Idaho	153,119	36	4,253	Kalamazoo	83,992	36	2,333
Cincinnati	151,697	36	4,214	Elmira	82,815	36	2,300
Greenville	142,616	36	3,962	LEAGUE	4,132,784	972	4,251

2015-16 REGULAR SEASON ATTENDANCE

TEAM	TOTAL	GP	AVG	TEAM	TOTAL	GP	AVG
Fort Wayne	269,143	36	7,484	Idaho	151,111	36	4,198
Toledo	251,369	36	6,982	Evansville	145,545	36	4,043
Orlando	224,131	36	6,226	South Carolina	142,437	36	3,957
Tulsa	219,215	36	6,089	Indy	138,825	36	3,856
Florida	187,705	36	5,214	Alaska	137,854	36	3,829
Missouri	185,531	36	5,154	Norfolk	135,599	36	3,767
Utah	183,415	36	5,095	Reading	135,004	36	3,750
Atlanta	177,935	36	4,943	Rapid City	133,800	36	3,717
Colorado	176,611	36	4,906	Greenville	131,698	36	3,658
Wichita	168,563	36	4,682	Wheeling	100,627	36	2,795
Manchester	166,403	36	4,622	Elmira	100,251	36	2,785
Allen	164,559	36	4,571	Brampton	100,216	36	2,784
Cincinnati	164,333	36	4,565	Adirondack	88,630	36	2,462
Quad City	157,296	36	4,369	Kalamazoo	82,738	36	2,298
				LEAGUE	4,420,814	1,008	4,385

2014-15 REGULAR SEASON ATTENDANCE

TEAM	TOTAL	GP	AVG	TEAM	TOTAL	GP	AVG
Ontario	280,866	36	7,802	Alaska	157,197	36	4,367
Fort Wayne	261,976	36	7,277	Cincinnati	156,325	36	4,342
Toledo	231,847	36	6,440	Reading	150,903	36	4,192
Orlando	223,518	36	6,209	Allen	147,454	36	4,096
Tulsa	197,249	36	5,479	Idaho	145,067	36	4,030
Missouri	191,427	36	5,317	South Carolina	143,240	36	3,979
Colorado	190,395	36	5,289	Quad City	140,885	36	3,913
Florida	187,397	36	5,205	Rapid City	138,826	36	3,856
Evansville	180,688	36	5,019	Indy	133,921	36	3,720
Wichita	180,255	36	5,007	Greenville	130,299	36	3,619
Gwinnett	177,365	36	4,927	Kalamazoo	97,320	36	2,703
Utah	177,067	36	4,927	Brampton	92,578	36	2,572
Bakersfield	172,777	36	4,799	Elmira	92,056	36	2,557
Stockton	166,368	36	4,621	Wheeling	89,953	36	2,499
				LEAGUE	4,635,201	1,008	4,598

2013-14 REGULAR SEASON ATTENDANCE

TEAM	TOTAL	GP	AVG	TEAM	TOTAL	GP	AVG
Ontario	293,670	36	8,158	Las Vegas	164,889	36	4,581
Fort Wayne	259,594	36	7,211	Cincinnati	152,249	36	4,229
Orlando	228,772	36	6,355	Reading	147,140	36	4,087
Toledo	216,797	36	6,022	Idaho	143,909	36	3,997
Evansville	193,272	36	5,369	South Carolina	137,247	36	3,812
Colorado	190,404	36	5,289	Greenville	123,496	36	3,430
Gwinnett	186,170	36	5,171	Kalamazoo	112,969	36	3,138
Florida	181,627	36	5,045	Elmira	94,628	36	2,629
Utah	180,112	36	5,003	San Francisco	41,263	18	2,292
Bakersfield	174,930	36	4,859	Wheeling	81,071	36	2,252
Stockton	172,283	36	4,786	LEAGUE	3,642,779	774	4,706
Alaska	166,277	36	4,619				

2012-13 REGULAR SEASON ATTENDANCE

TEAM	TOTAL	GP	AVG	TEAM	TOTAL	GP	AVG
Fort Wayne	272,983	36	7,583	Las Vegas	164,193	36	4,561
Ontario	272,695	36	7,575	Cincinnati	160,087	36	4,447
Orlando	240,057	36	6,668	San Francisco	149,920	36	4,164
Toledo	226,743	36	6,298	Reading	144,840	36	4,023
Stockton	197,459	36	5,485	Idaho	143,522	36	3,987
Gwinnett	195,740	36	5,437	Greenville	129,784	36	3,605
Evansville	194,929	36	5,415	South Carolina	126,992	36	3,528
Colorado	190,404	36	5,289	Kalamazoo	117,085	36	3,252
Florida	184,162	36	5,116	Trenton	92,820	36	2,578
Alaska	172,180	36	4,783	Wheeling	89,570	36	2,488
Utah	166,401	36	4,622	Elmira	88,713	36	2,464
Bakersfield	166,242	36	4,618	LEAGUE	3,887,521	828	4,695

*328 - Attendance - Regular Season (2008-12)***2011-12 REGULAR SEASON ATTENDANCE**

TEAM	TOTAL	GP	AVG	TEAM	TOTAL	GP	AVG
Ontario	227,123	36	6,309	Las Vegas	156,208	36	4,339
Toledo	225,060	36	6,252	Cincinnati	150,852	36	4,190
Stockton	212,988	36	5,916	Idaho	140,577	36	3,905
Colorado	190,404	36	5,289	Elmira	119,502	36	3,320
Gwinnett	185,794	36	5,161	Greenville	118,774	36	3,299
Florida	180,139	36	5,004	South Carolina	117,051	36	3,251
Bakersfield	178,662	36	4,963	Kalamazoo	109,501	36	3,042
Alaska	160,182	36	4,450	Trenton	108,470	36	3,013
Utah	158,824	36	4,412	Wheeling	95,234	36	2,645
Reading	157,146	36	4,365	Chicago	90,273	36	2,508
				LEAGUE	3,082,764	720	4,281

2010-11 REGULAR SEASON ATTENDANCE

TEAM	TOTAL	GP	AVG	TEAM	TOTAL	GP	AVG
Ontario	240,596	36	6,683	Idaho	144,649	36	4,018
Stockton	229,751	36	6,382	Las Vegas	141,649	36	3,940
Toledo	214,311	36	5,953	Victoria	133,829	36	3,717
Florida	187,526	36	5,209	Greenville	131,536	36	3,654
Gwinnett	184,596	36	5,128	Elmira	125,796	36	3,494
Bakersfield	184,216	36	5,117	South Carolina	122,351	36	3,399
Reading	164,437	36	4,568	Kalamazoo	117,885	36	3,275
Utah	163,813	36	4,550	Wheeling	88,834	36	2,468
Alaska	156,619	36	4,351	Trenton	86,040	36	2,390
Cincinnati	149,141	36	4,143	LEAGUE	2,967,752	684	4,338

2009-10 REGULAR SEASON ATTENDANCE

TEAM	TOTAL	GP	AVG	TEAM	TOTAL	GP	AVG
Ontario	232,223	36	6,451	Victoria	157,299	36	4,369
Toledo	226,575	36	6,294	Las Vegas	156,591	36	4,350
Stockton	217,098	36	6,031	Utah	148,300	36	4,119
Charlotte	198,643	36	5,518	Idaho	142,146	36	3,949
Florida	196,675	36	5,463	Cincinnati	139,919	36	3,887
Bakersfield	189,527	36	5,265	Elmira	131,797	36	3,661
Gwinnett	185,978	36	5,166	Kalamazoo	123,602	36	3,433
Reading	177,934	36	4,943	Wheeling	98,173	36	2,727
South Carolina	173,669	36	4,824	Trenton	90,311	36	2,509
Alaska	169,101	36	4,697	Johnstown	73,902	36	2,053
				LEAGUE	3,229,463	720	4,485

2008-09 REGULAR SEASON ATTENDANCE

TEAM	TOTAL	GP	AVG	TEAM	TOTAL	GP	AVG
Stockton	223,854	36	6,218	Dayton	132,454	36	3,679
Ontario	210,801	36	5,856	Utah	131,622	36	3,656
Florida	202,774	36	5,633	Elmira	119,962	36	3,332
Gwinnett	200,122	36	5,559	Fresno	52,549	16	3,284
Bakersfield	199,628	36	5,545	Mississippi	113,632	36	3,156
Charlotte	191,208	36	5,311	Cincinnati	111,750	36	3,104
Reading	180,180	36	5,005	Phoenix	108,890	36	3,025
South Carolina	180,048	36	5,001	Wheeling	105,215	36	2,923
Victoria	177,244	36	4,923	Trenton	99,144	36	2,754
Alaska	168,547	36	4,682	Augusta	19,053	7	2,722
Las Vegas	166,358	36	4,621	Johnstown	79,642	36	2,212
Idaho	142,340	36	3,954	LEAGUE	3,317,017	779	4,258

2007-08 REGULAR SEASON ATTENDANCE

TEAM	TOTAL	GP	AVG	TEAM	TOTAL	GP	AVG
Stockton	239,337	36	6,648	Utah	138,018	36	3,834
Florida	217,185	36	6,033	Dayton	131,881	36	3,663
Charlotte	215,215	36	5,978	Elmira	126,905	36	3,525
Gwinnett	203,624	36	5,656	Phoenix	120,495	36	3,347
Bakersfield	202,596	36	5,628	Trenton	119,344	36	3,315
Reading	195,481	36	5,430	Columbia	110,018	36	3,056
Fresno	181,271	36	5,035	Augusta	102,044	36	2,835
South Carolina	180,309	36	5,009	Wheeling	101,837	36	2,829
Las Vegas	178,921	36	4,970	Pensacola	100,943	36	2,804
Victoria	175,354	36	4,871	Cincinnati	90,832	36	2,523
Alaska	169,820	36	4,717	Johnstown	84,459	36	2,346
Idaho	158,005	36	4,389	Texas	73,884	36	2,052
Mississippi	138,413	36	3,845	LEAGUE	3,756,191	900	4,174

2006-07 REGULAR SEASON ATTENDANCE

TEAM	TOTAL	GP	AVG	TEAM	TOTAL	GP	AVG
Stockton	244,085	36	6,780	Toledo	141,358	36	3,927
Florida	224,945	36	6,248	Phoenix	133,609	36	3,711
Charlotte	213,647	36	5,935	Dayton	131,196	36	3,644
Bakersfield	210,531	36	5,848	Trenton	126,544	36	3,515
Gwinnett	203,550	36	5,654	Columbia	115,230	36	3,201
Reading	193,238	36	5,368	Pensacola	107,271	36	2,980
Alaska	185,487	36	5,152	Wheeling	104,909	36	2,914
Fresno	184,187	36	5,116	Johnstown	93,190	36	2,589
Las Vegas	182,691	36	5,075	Augusta	92,042	36	2,557
South Carolina	180,189	36	5,005	Long Beach	80,270	36	2,230
Idaho	156,687	36	4,352	Texas	76,612	36	2,128
Victoria	152,911	36	4,248	Cincinnati	66,396	36	1,844
Utah	152,029	36	4,223	LEAGUE	3,752,804	900	4,170

2005-06 REGULAR SEASON ATTENDANCE

TEAM	TOTAL	GP	AVG	TEAM	TOTAL	GP	AVG
Stockton	228,364	36	6,343	Victoria	152,286	36	4,230
Florida	224,628	36	6,239	Toledo	142,931	36	3,970
San Diego	210,305	36	5,841	Utah	138,394	36	3,844
Charlotte	210,132	36	5,837	Phoenix	132,985	36	3,694
Bakersfield	201,729	36	5,603	Dayton	124,406	36	3,455
Reading	200,465	36	5,568	Columbia	124,182	36	3,449
Las Vegas	199,131	36	5,531	Greenville	123,968	36	3,443
Gwinnett	198,873	36	5,524	Wheeling	108,286	36	3,007
South Carolina	180,000	36	5,000	Pensacola	106,805	36	2,996
Alaska	175,797	36	4,883	Augusta	102,376	36	2,843
Fresno	160,776	36	4,466	Long Beach	88,865	36	2,468
Idaho	157,135	36	4,364	Johnstown	87,160	36	2,421
Trenton	154,815	36	4,300	LEAGUE	3,934,794	900	4,372

330 - Attendance - Regular Season (2002-05)**2004-05 REGULAR SEASON ATTENDANCE**

TEAM	TOTAL	GP	AVG	TEAM	TOTAL	GP	AVG
Florida	223,479	36	6,207	Columbia	135,984	36	3,777
Gwinnett	217,643	36	6,045	Toledo	130,971	36	3,638
San Diego	204,412	36	5,678	Greenville	130,427	36	3,622
Reading	194,865	36	5,412	Mississippi	123,321	36	3,425
Bakersfield	194,723	36	5,408	Dayton	112,243	36	3,117
Las Vegas	186,970	36	5,193	Augusta	111,261	36	3,090
Charlotte	181,746	36	5,048	Long Beach	110,074	36	3,057
Trenton	180,721	36	5,020	Wheeling	105,983	36	2,943
South Carolina	177,880	36	4,941	Pee Dee	95,790	36	2,660
Peoria	172,274	36	4,785	Atlantic City	88,334	36	2,453
Alaska	170,478	36	4,735	Johnstown	85,790	36	2,383
Fresno	166,225	36	4,617	Victoria	82,431	36	2,289
Idaho	161,506	36	4,486	Louisiana	77,796	36	2,161
Pensacola	141,547	36	3,931	Texas	70,896	36	1,969
				LEAGUE	4,035,770	1,008	4,004

2003-04 REGULAR SEASON ATTENDANCE

TEAM	TOTAL	GP	AVG	TEAM	TOTAL	GP	AVG
Florida	223,732	36	6,214	Pensacola	130,226	36	3,617
Reading	193,367	36	5,371	Dayton	124,609	36	3,461
Peoria	183,636	36	5,101	Louisiana	122,332	36	3,398
Trenton	182,149	36	5,059	Mississippi	119,847	36	3,329
South Carolina	182,030	36	5,056	Greensboro	117,714	36	3,269
Gwinnett	181,231	36	5,034	Atlantic City	115,836	36	3,217
San Diego	180,982	36	5,027	Augusta	107,299	36	2,980
Las Vegas	179,346	36	4,981	Roanoke	105,062	36	2,918
Fresno	170,733	36	4,742	Texas	103,831	36	2,884
Greenville	166,219	36	4,617	Wheeling	102,076	36	2,835
Charlotte	162,618	36	4,517	Long Beach	94,494	36	2,624
Idaho	162,491	36	4,513	Johnstown	91,837	36	2,551
Bakersfield	162,491	36	4,513	Columbus	90,885	36	2,524
Alaska	156,257	36	4,340	Florence	90,208	36	2,505
Columbia	147,145	36	4,087	Cincinnati	79,366	36	2,204
Toledo	136,775	36	3,799	LEAGUE	4,366,824	1,116	3,913

2002-03 REGULAR SEASON ATTENDANCE

TEAM	TOTAL	GP	AVG	TEAM	TOTAL	GP	AVG
Florida	224,839	36	6,245	Dayton	124,662	36	3,462
Reading	208,430	36	5,789	Greensboro	122,992	36	3,416
South Carolina	205,441	36	5,706	Arkansas	115,637	36	3,212
Peoria	194,192	36	5,394	Atlantic City	115,397	36	3,205
Greenville	190,904	36	5,302	Mississippi	111,591	36	3,099
Trenton	190,768	36	5,299	Pee Dee	107,689	36	2,991
Charlotte	159,741	36	4,437	Wheeling	105,680	36	2,935
Toledo	153,275	36	4,257	Columbus	104,153	36	2,893
Louisiana	144,071	36	4,001	Roanoke	92,337	36	2,564
Columbia	140,671	36	3,907	Lexington	85,275	36	2,368
Augusta	138,111	36	3,836	Johnstown	80,792	36	2,244
Cincinnati	131,144	36	3,642	Jackson	78,568	36	2,182
Pensacola	129,099	36	3,586	Baton Rouge	62,049	36	1,723
Richmond	127,693	36	3,547	LEAGUE	3,645,201	972	3,750

2001-02 REGULAR SEASON ATTENDANCE

TEAM	TOTAL	GP	AVG	TEAM	TOTAL	GP	AVG
Florida	238,296	36	6,619	Atlantic City	136,632	36	3,795
Greenville	221,337	36	6,148	Mississippi	127,754	36	3,548
Reading	217,624	36	6,045	Jackson	121,005	36	3,361
Trenton	213,559	36	5,932	Pee Dee	120,200	36	3,338
South Carolina	203,668	36	5,657	Wheeling	116,994	36	3,249
Louisiana	179,657	36	4,990	Cincinnati	110,493	36	3,069
Peoria	168,690	36	4,685	Roanoke	109,229	36	3,034
Charlotte	164,409	36	4,566	Columbus	108,726	36	3,020
Richmond	159,842	36	4,440	Arkansas	106,258	36	2,951
New Orleans	157,871	36	4,385	Greensboro	102,601	36	2,850
Augusta	154,078	36	4,279	Macon	100,480	36	2,791
Dayton	153,877	36	4,274	Mobile	94,253	36	2,618
Toledo	152,754	36	4,243	Baton Rouge	89,385	36	2,482
Columbia	150,407	36	4,177	Johnstown	80,758	36	2,243
Pensacola	137,110	36	3,808	LEAGUE	4,197,947	1,044	4,021

2000-01 REGULAR SEASON ATTENDANCE

TEAM	TOTAL	GP	AVG	TEAM	TOTAL	GP	AVG
Florida	255,123	36	7,086	Mississippi	145,324	36	4,036
Greenville	252,559	36	7,015	Pee Dee	144,498	36	4,013
Trenton	241,039	36	6,695	Jackson	142,858	36	3,968
Louisiana	226,611	36	6,294	Mobile	127,543	36	3,542
South Carolina	216,126	36	6,003	Arkansas	122,910	36	3,414
Peoria	185,546	36	5,154	Roanoke	116,660	36	3,240
New Orleans	172,026	36	4,778	Baton Rouge	108,124	36	3,003
Toledo	168,116	36	4,669	Tallahassee	100,972	36	2,804
Charlotte	167,937	36	4,664	Greensboro	100,316	36	2,786
Augusta	160,851	36	4,468	Wheeling	98,880	36	2,746
Richmond	160,429	36	4,456	Birmingham	93,536	36	2,598
Pensacola	148,141	36	4,115	Johnstown	85,329	36	2,370
Dayton	145,845	36	4,051	LEAGUE	3,887,299	900	4,319

1999-2000 REGULAR SEASON ATTENDANCE

TEAM	TOTAL	GP	AVG	TEAM	TOTAL	GP	AVG
Greenville	280,003	35	8,000	Roanoke	158,764	35	4,536
Louisiana	277,825	35	7,937	Charlotte	157,552	35	4,501
Florida	249,226	35	7,120	Birmingham	149,830	35	4,280
Trenton	247,904	35	7,082	Dayton	147,081	35	4,202
New Orleans	219,513	35	6,271	Mobile	146,220	35	4,177
South Carolina	213,400	35	6,097	Jackson	143,781	35	4,108
Hampton Roads	204,980	35	5,856	Arkansas	139,170	35	3,976
Pee Dee	180,780	35	5,165	Jacksonville	135,436	35	3,869
Pensacola	176,022	35	5,029	Baton Rouge	132,522	35	3,786
Peoria	169,621	35	4,846	Greensboro	114,510	35	3,271
Richmond	167,956	35	4,798	Wheeling	104,184	35	2,976
Augusta	166,874	35	4,767	Tallahassee	95,509	35	2,728
Toledo	165,782	35	4,736	Johnstown	84,401	35	2,411
Mississippi	165,743	35	4,735	Huntington	83,498	35	2,385
				LEAGUE	4,678,087	980	4,774

*332 - Attendance - Regular Season (1996-99)***1998-99 REGULAR SEASON ATTENDANCE**

TEAM	TOTAL	GP	AVG	TEAM	TOTAL	GP	AVG
Louisiana	345,003	35	9,857	Dayton	158,492	35	4,528
Greenville	324,417	35	9,269	Birmingham	156,015	35	4,457
South Carolina	230,743	35	6,592	Baton Rouge	155,150	35	4,432
Florida	230,743	35	6,370	Columbus	154,264	35	4,407
Hampton Roads	215,225	35	6,149	Jacksonville	143,062	35	4,087
Pensacola	213,690	35	6,105	Tallahassee	136,455	35	3,898
Pee Dee	200,174	35	5,719	New Orleans	136,430	35	3,898
Richmond	193,360	35	5,524	Mobile	135,609	35	3,874
Augusta	190,525	35	5,443	Wheeling	121,155	35	3,461
Charlotte	178,446	35	5,098	Johnstown	84,159	35	2,404
Mississippi	175,030	35	5,000	Chesapeake	82,152	35	2,347
Toledo	173,601	35	4,960	Huntington	78,860	35	2,253
Roanoke	165,929	35	4,740	Miami	52,191	35	1,491
Peoria	160,567	35	4,587	LEAGUE	4,583,682	945	4,850

1997-98 REGULAR SEASON ATTENDANCE

TEAM	TOTAL	GP	AVG	TEAM	TOTAL	GP	AVG
Louisiana	391,862	35	11,196	Birmingham	167,844	35	4,795
Pensacola	246,554	35	7,044	Peoria	163,821	35	4,680
South Carolina	243,952	35	6,970	Mobile	159,552	35	4,558
Hampton Roads	229,188	35	6,546	Jacksonville	155,402	35	4,440
Mississippi	228,188	35	6,519	New Orleans	155,143	35	4,432
Richmond	215,024	35	6,143	Dayton	146,531	35	4,186
Charlotte	210,190	35	6,005	Louisville	133,483	35	3,813
Roanoke	192,653	35	5,504	Wheeling	119,887	35	3,425
Pee Dee	187,450	35	5,355	Johnstown	95,304	35	2,722
Baton Rouge	180,771	35	5,164	Chesapeake	92,762	35	2,650
Columbus	176,251	35	5,035	Huntington	89,736	35	2,563
Toledo	169,404	35	4,840	Raleigh	66,974	35	1,913
Tallahassee	168,327	35	4,809	LEAGUE	4,386,194	875	5,013

1996-97 REGULAR SEASON ATTENDANCE

TEAM	TOTAL	GP	AVG	TEAM	TOTAL	GP	AVG
Louisiana	400,185	35	11,433	Mobile	172,101	35	4,917
South Carolina	260,471	35	7,442	Toledo	169,775	35	4,850
Charlotte	251,581	35	7,188	Peoria	163,313	35	4,660
Hampton Roads	241,335	35	6,895	Louisville	143,781	35	4,108
Mississippi	233,069	35	6,659	Wheeling	127,574	35	3,644
Richmond	226,780	35	6,479	Knoxville	120,612	35	3,446
Tallahassee	222,843	35	6,366	Jacksonville	118,047	35	3,372
Pensacola	216,600	35	6,188	Dayton	111,417	35	3,183
Baton Rouge	210,134	35	6,003	Raleigh	108,194	35	3,091
Roanoke	193,272	35	5,522	Johnstown	99,701	35	2,848
Columbus	191,559	35	5,473	Huntington	84,390	35	2,411
Birmingham	178,122	35	5,089	LEAGUE	4,244,656	805	5,273

1995-96 REGULAR SEASON ATTENDANCE

TEAM	TOTAL	GP	AVG	TEAM	TOTAL	GP	AVG
Louisiana	342,154	35	9,775	Louisville	153,204	35	4,377
South Carolina	260,666	35	7,447	Wheeling	147,438	35	4,213
Charlotte	251,539	35	7,186	Raleigh	140,154	35	4,004
Hampton Roads	242,340	35	6,924	Knoxville	118,979	35	3,399
Richmond	227,058	35	6,487	Dayton	117,279	35	3,350
Tallahassee	214,435	35	6,126	Nashville	108,825	35	3,109
Roanoke	198,771	35	5,679	Erie	92,317	35	2,637
Columbus	195,511	35	5,586	Johnstown	89,814	35	2,566
Mobile	185,860	35	5,310	Jacksonville	87,599	35	2,502
Birmingham	181,706	35	5,191	Huntington	76,182	35	2,176
Toledo	173,153	35	4,947	LEAGUE	3,604,984	735	4,905

1994-95 REGULAR SEASON ATTENDANCE

TEAM	TOTAL	GP	AVG	TEAM	TOTAL	GP	AVG
South Carolina	292,050	34	8,589	Raleigh	170,721	34	5,021
Charlotte	268,698	34	7,902	Toledo	166,083	34	4,884
Hampton Roads	257,898	34	7,585	Wheeling	163,982	34	4,823
Greensboro	218,865	34	6,437	Dayton	146,239	34	4,301
Richmond	200,316	34	5,891	Nashville	136,968	34	4,028
Birmingham	196,277	34	5,772	Knoxville	136,348	34	4,010
Columbus	194,784	34	5,728	Huntington	128,029	34	3,765
Tallahassee	191,514	34	5,632	Johnstown	103,000	34	3,029
Roanoke	190,098	34	5,591	Erie	88,837	34	2,612
				LEAGUE	3,250,707	612	5,312

1993-94 REGULAR SEASON ATTENDANCE

TEAM	TOTAL	GP	AVG	TEAM	TOTAL	GP	AVG
South Carolina	311,148	34	9,151	Richmond	152,623	34	4,488
Charlotte	276,430	34	8,130	Dayton	139,739	34	4,109
Hampton Roads	258,104	34	7,591	Nashville	128,262	34	3,772
Greensboro	218,048	34	6,413	Huntington	127,146	34	3,739
Birmingham	204,243	34	6,007	Knoxville	126,448	34	3,719
Columbus	198,300	34	5,832	Louisville	121,854	34	3,583
Wheeling	170,003	34	5,000	Erie	106,526	34	3,133
Raleigh	168,438	34	4,954	Johnstown	104,169	34	3,063
Toledo	161,785	34	4,758	Huntsville	53,741	34	1,580
Roanoke	158,229	34	4,653	LEAGUE	3,185,236	646	4,931

1992-93 REGULAR SEASON ATTENDANCE

TEAM	TOTAL	GP	AVG	TEAM	TOTAL	GP	AVG
Hampton Roads	252,936	32	7,904	Wheeling	149,981	32	4,686
Columbus	186,800	32	5,837	Louisville	141,655	32	4,426
Greensboro	170,464	32	5,327	Dayton	137,929	32	4,310
Birmingham	169,812	32	5,306	Erie	97,403	32	3,043
Richmond	163,917	32	5,122	Johnstown	95,181	32	2,974
Raleigh	162,010	32	5,062	Knoxville	68,137	32	2,129
Nashville	161,976	32	5,061	Roanoke	45,998	31	1,483
Toledo	151,599	32	4,737	LEAGUE	2,155,798	479	4,501

334 - Attendance - Regular Season (1988-92)***1991-92 REGULAR SEASON ATTENDANCE***

TEAM	TOTAL	GP	AVG	TEAM	TOTAL	GP	AVG
Cincinnati	303,126	32	9,473	Dayton	132,699	32	4,147
Hampton Roads	251,567	32	7,861	Louisville	115,290	32	3,603
Richmond	172,516	32	5,391	Erie	111,079	32	3,471
Greensboro	172,423	32	5,388	Johnstown	110,265	32	3,446
Toledo	153,703	32	4,803	Knoxville	100,056	32	3,127
Raleigh	152,745	32	4,773	Winston-Salem	67,648	32	2,114
Columbus	151,784	32	4,743	Roanoke Valley	65,725	32	2,054
Nashville	143,259	32	4,477	LEAGUE	2,203,885	480	4,591

1990-91 REGULAR SEASON ATTENDANCE

TEAM	TOTAL	GP	AVG	TEAM	TOTAL	GP	AVG
Cincinnati	246,289	32	7,696	Johnstown	107,895	32	3,371
Hampton Roads	216,801	32	6,775	Erie	102,228	32	3,194
Richmond	161,013	32	5,031	Knoxville	100,309	32	3,134
Nashville	144,976	32	4,530	Winston-Salem	58,802	32	1,837
Greensboro	129,929	32	4,060	Roanoke Valley	50,128	32	1,566
Louisville	115,069	32	3,595	LEAGUE	1,433,439	352	4,072

1989-90 REGULAR SEASON ATTENDANCE

TEAM	TOTAL	GP	AVG
Hampton Roads	177,099	30	6,107
Nashville	156,893	30	5,230
Johnstown	111,523	30	3,717
Greensboro	92,952	30	3,098
Erie	87,694	30	2,923
Winston-Salem	78,602	30	2,620
Knoxville	69,775	30	2,326
Virginia	52,609	30	1,754
LEAGUE	827,147	240	3,446

1988-89 REGULAR SEASON ATTENDANCE

TEAM	TOTAL	GP	AVG
Johnstown	93,837	30	3,128
Erie	71,134	30	2,371
Knoxville	63,420	30	2,114
Carolina	Not Available	30	Not Available
Virginia	Not Available	30	Not Available
LEAGUE	Not Available	150	2,537

2018 KELLY CUP PLAYOFFS ATTENDANCE

TEAM	TOTAL	GP	AVG	TEAM	TOTAL	GP	AVG
Toledo	35,916	5	7,183	South Carolina	6,231	2	3,116
Fort Wayne	53,773	8	6,722	Atlanta	5,862	2	2,931
Orlando	33,310	5	6,662	Adirondack	28,304	10	2,830
Florida	51,029	10	5,103	Reading	5,240	2	2,620
Colorado	59,473	12	4,956	Indy	4,696	2	2,348
Worcester	10,847	3	3,616	Cincinnati	6,934	3	2,311
Allen	10,804	3	3,601	Wichita	6,529	3	2,176
Idaho	21,588	6	3,598	Manchester	7,879	4	1,970
				LEAGUE	348,415	80	4,355

2017 KELLY CUP PLAYOFFS ATTENDANCE

TEAM	TOTAL	GP	AVG	TEAM	TOTAL	GP	AVG
Toledo	64,794	9	7,199	Idaho	9,520	3	3,173
Orlando	18,933	3	6,311	Florida	18,790	6	3,132
Fort Wayne	24,679	4	6,170	Manchester	23,946	9	2,661
Colorado	49,974	10	4,997	Reading	7,760	3	2,587
Utah	13,883	3	4,628	Adirondack	10,311	4	2,578
Allen	22,985	5	4,597	Brampton	14,755	6	2,459
South Carolina	41,268	11	3,752	Quad City	6,536	3	2,179
Greenville	10,044	3	3,348	Kalamazoo	4,284	3	1,428
				LEAGUE	326,976	89	3,673

2016 KELLY CUP PLAYOFFS ATTENDANCE

TEAM	TOTAL	GP	AVG	TEAM	TOTAL	GP	AVG
Toledo	22,834	4	5,709	Idaho	8,924	3	2,975
Fort Wayne	43,656	8	5,457	Florida	8,694	3	2,975
Allen	66,066	13	5,082	Wheeling	36,837	13	2,834
Missouri	24,284	5	4,857	Quad City	5,134	2	2,567
Colorado	12,907	3	4,302	Reading	14,965	6	2,494
Utah	19,911	5	3,982	Adirondack	11,679	5	2,336
Manchester	11,058	3	3,686	Cincinnati	5,132	3	1,711
South Carolina	31,864	10	3,186	Kalamazoo	3,033	3	1,011
				LEAGUE	326,976	89	3,673

2015 KELLY CUP PLAYOFFS ATTENDANCE

TEAM	TOTAL	GP	AVG	TEAM	TOTAL	GP	AVG
Orlando	17,240	3	5,747	South Carolina	42,097	13	3,238
Toledo	64,899	12	5,408	Idaho	9,440	3	3,147
Fort Wayne	25,252	5	5,050	Rapid City	20,146	7	2,878
Colorado	13,349	3	4,450	Tulsa	5,699	2	2,850
Allen	49,652	14	3,547	Quad City	8,329	3	2,776
Utah	20,145	6	3,358	Florida	16,495	6	2,749
Ontario	29,540	9	3,282	Wheeling	7,062	3	2,354
Reading	9,778	3	3,259	Kalamazoo	4,742	3	1,581
				LEAGUE	343,865	95	3,619

*336 - Attendance - Postseason (2011-14)***2014 KELLY CUP PLAYOFFS ATTENDANCE**

TEAM	TOTAL	GP	AVG	TEAM	TOTAL	GP	AVG
Orlando	14,759	3	4,920	Utah	6,398	2	3,199
Colorado	14,047	3	4,682	Idaho	15,734	6	2,622
Fort Wayne	27,796	6	4,633	Greenville	21,585	9	2,398
Bakersfield	36,361	8	4,545	Cincinnati	28,608	12	2,384
Alaska	45,408	10	4,541	Las Vegas	4,526	2	2,263
Reading	7,269	2	3,635	Wheeling	10,681	5	2,136
Ontario	6,705	2	3,353	South Carolina	3,929	2	1,965
Stockton	16,281	5	3,256	Kalamazoo	5,380	3	1,793
				LEAGUE	265,467	80	3,318

2013 KELLY CUP PLAYOFFS ATTENDANCE

TEAM	TOTAL	GP	AVG	TEAM	TOTAL	GP	AVG
Colorado	15,867	3	5,289	Florida	18,627	6	3,105
Alaska	22,289	5	4,458	San Francisco	8,578	3	2,859
Stockton	54,989	13	4,230	Idaho	21,017	8	2,627
Toledo	12,566	3	4,189	Las Vegas	7,723	3	2,574
Utah	7,439	2	3,720	Elmira	6,916	3	2,305
Ontario	18,391	5	3,678	Cincinnati	20,469	10	2,047
Reading	34,355	10	3,434	Greenville	5,180	3	1,727
Gwinnett	12,997	4	3,249	South Carolina	3,084	2	1,542
				LEAGUE	270,467	83	3,258

2012 KELLY CUP PLAYOFFS ATTENDANCE

TEAM	TOTAL	GP	AVG	TEAM	TOTAL	GP	AVG
Colorado	5,289	1	5,289	Idaho	12,731	5	2,546
Alaska	23,285	5	4,657	Greenville	2,262	1	2,262
Florida	45,444	11	4,131	Utah	4,369	2	2,185
Las Vegas	25,034	7	3,576	Elmira	9,891	5	1,978
Stockton	17,145	5	3,429	Kalamazoo	10,251	6	1,709
Gwinnett	6,593	2	3,297	Wheeling	3,256	2	1,628
Ontario	9,754	3	3,251	South Carolina	6,838	5	1,368
Reading	5,631	2	2,816	LEAGUE	187,773	62	3,028

2011 KELLY CUP PLAYOFFS ATTENDANCE

TEAM	TOTAL	GP	AVG	TEAM	TOTAL	GP	AVG
Alaska	33,505	6	5,584	Cincinnati	4,793	2	2,397
Bakersfield	9,296	2	4,648	Kalamazoo	23,451	10	2,345
Stockton	7,923	2	3,962	Las Vegas	6,715	3	2,238
Victoria	22,141	6	3,690	Wheeling	16,490	8	2,061
Idaho	11,788	4	2,947	Florida	4,068	2	2,034
Utah	11,550	4	2,888	Elmira	3,072	2	1,536
Reading	11,102	4	2,776	South Carolina	2,538	2	1,269
Greenville	15,484	6	2,581	LEAGUE	183,916	63	2,919

2010 KELLY CUP PLAYOFFS ATTENDANCE

TEAM	TOTAL	GP	AVG	TEAM	TOTAL	GP	AVG
Bakersfield	23,453	5	4,691	Utah	14,494	5	2,899
Stockton	35,347	8	4,418	Charlotte	16,381	6	2,730
Cincinnati	50,744	12	4,229	South Carolina	6,497	3	2,166
Idaho	27,837	7	3,977	Las Vegas	4,180	2	2,090
Toledo	7,645	2	3,823	Elmira	5,812	3	1,937
Florida	13,334	4	3,334	Alaska	3,610	2	1,805
Victoria	6,535	2	3,268	Kalamazoo	2,975	2	1,488
Reading	24,366	8	3,046	LEAGUE	243,210	71	3,425

2009 KELLY CUP PLAYOFFS ATTENDANCE

TEAM	TOTAL	GP	AVG	TEAM	TOTAL	GP	AVG
Alaska	56,657	10	5,666	Cincinnati	27,466	8	3,433
Bakersfield	15,309	3	5,103	South Carolina	36,982	11	3,362
Stockton	28,383	6	4,731	Gwinnett	9,153	3	3,051
Florida	21,352	5	4,270	Idaho	4,767	2	2,384
Victoria	20,635	5	4,127	Elmira	11,485	5	2,297
Utah	11,519	3	3,840	Wheeling	5,291	3	1,764
Ontario	14,481	4	3,620	Trenton	6,617	4	1,654
Las Vegas	34,698	10	3,470	Charlotte	2,892	3	964
				LEAGUE	307,687	85	3,620

2008 KELLY CUP PLAYOFFS ATTENDANCE

TEAM	TOTAL	GP	AVG	TEAM	TOTAL	GP	AVG
Victoria	29,255	5	5,851	South Carolina	33,902	12	2,825
Bakersfield	15,102	3	5,034	Idaho	4,744	2	2,372
Stockton	15,078	3	5,026	Mississippi	3,724	2	1,862
Cincinnati	54,289	11	4,935	Fresno	5,167	3	1,722
Alaska	24,139	5	4,828	Dayton	1,581	1	1,581
Las Vegas	47,636	10	4,764	Johnstown	4,164	3	1,388
Florida	7,719	2	3,860	Augusta	2,675	2	1,338
Reading	22,172	6	3,695	Charlotte	1,246	1	1,246
Gwinnett	14,019	4	3,505	Columbia	5,014	5	1,003
Utah	27,372	8	3,422	Texas	3,981	5	796
Elmira	8,819	3	2,940	LEAGUE	331,798	96	3,456

2007 KELLY CUP PLAYOFFS ATTENDANCE

TEAM	TOTAL	GP	AVG	TEAM	TOTAL	GP	AVG
Bakersfield	28,501	5	5,700	Phoenix	4,946	2	2,473
Stockton	16,313	3	5,438	Charlotte	4,758	2	2,379
Florida	45,745	9	5,083	Toledo	4,301	2	2,151
Alaska	33,761	7	4,823	Dayton	21,691	12	1,808
Las Vegas	21,116	5	4,223	Texas	8,690	5	1,738
Gwinnett	7,073	2	3,537	Trenton	3,033	2	1,517
Victoria	9,702	3	3,234	Cincinnati	5,786	4	1,447
Idaho	35,237	11	3,203	Johnstown	1,163	1	1,163
Fresno	8,636	3	2,879	Augusta	794	1	794
				LEAGUE	261,246	79	3,307

338 - Attendance - Postseason (2003-06)**2006 KELLY CUP PLAYOFFS ATTENDANCE**

TEAM	TOTAL	GP	AVG	TEAM	TOTAL	GP	AVG
Alaska	66,364	11	6,033	Wheeling	9,507	4	2,376
Florida	22,748	4	5,687	San Diego	4,693	2	2,346
Bakersfield	37,657	7	5,379	Toledo	18,738	8	2,342
Las Vegas	33,388	7	4,769	Greenville	6,352	3	2,117
Fresno	36,427	9	4,047	South Carolina	5,803	3	1,934
Gwinnett	35,572	9	3,952	Utah	3,338	2	1,669
Idaho	11,367	3	3,789	Augusta	1,258	1	1,258
Reading	7,501	2	3,750	Johnstown	2,346	2	1,173
Trenton	3,051	1	3,051	Long Beach	2,983	3	994
Charlotte	2,929	1	2,929	LEAGUE	312,022	82	3,805

2005 KELLY CUP PLAYOFFS ATTENDANCE

TEAM	TOTAL	GP	AVG	TEAM	TOTAL	GP	AVG
Alaska	50,109	8	6,263	Trenton	38,446	10	3,844
Florida	60,049	10	6,004	South Carolina	5,035	2	2,517
Bakersfield	11,038	2	5,519	Long Beach	9,182	4	2,295
Reading	16,215	4	4,053	Mississippi	2,113	1	2,113
Idaho	7,071	2	3,535	Greenville	6,099	3	2,033
Gwinnett	16,911	5	3,382	Atlantic City	1,992	1	1,992
Charlotte	22,318	7	3,188	Toledo	3,502	2	1,751
Pensacola	6,160	2	3,080	Columbia	3,206	3	1,068
				LEAGUE	259,446	66	3,931

2004 KELLY CUP PLAYOFFS ATTENDANCE

TEAM	TOTAL	GP	AVG	TEAM	TOTAL	GP	AVG
Florida	56,135	9	6,237	Peoria	8,036	4	2,009
Alaska	17,305	3	5,768	Johnstown	1,941	1	1,941
Reading	28,691	6	4,781	San Diego	3,809	2	1,904
Idaho	41,645	9	4,627	Roanoke	3,668	2	1,834
Las Vegas	10,702	3	3,567	Mississippi	5,474	3	1,824
Gwinnett	20,161	6	3,360	Louisiana	7,731	5	1,546
Wheeling	9,846	3	3,282	Atlantic City	2,962	2	1,481
Pensacola	5,631	2	2,815	Columbia	2,698	2	1,349
South Carolina	8,393	3	2,797	LEAGUE	234,828	65	3,613

2003 KELLY CUP PLAYOFFS ATTENDANCE

TEAM	TOTAL	GP	AVG	TEAM	TOTAL	GP	AVG
Florida	4,011	1	4,011	Greenville	2,288	1	2,288
Atlantic City	33,040	11	3,003	Greensboro	8,824	4	2,206
Lexington	2,974	1	2,974	Mississippi	14,099	7	2,014
Arkansas	2,957	1	2,957	Pee Dee	5,941	3	1,980
Toledo	10,707	4	2,736	Columbia	17,158	9	1,906
Pensacola	2,719	1	2,719	Louisiana	5,073	3	1,691
Trenton	2,715	1	2,715	Peoria	3,182	2	1,592
South Carolina	5,261	2	2,630	Jackson	1,139	1	1,139
Roanoke	4,668	2	2,334	Cincinnati	7,743	7	1,106
				LEAGUE	134,501	61	2,205

2002 KELLY CUP PLAYOFFS ATTENDANCE

TEAM	TOTAL	GP	AVG	TEAM	TOTAL	GP	AVG
Florida	9,915	2	4,957	Johnstown	6,818	3	2,272
Pensacola	4,022	1	4,022	Roanoke	4,437	2	2,218
Greenville	36,048	9	4,005	Pee Dee	10,894	5	2,178
Atlantic City	16,959	5	3,391	Jackson	6,349	3	2,116
Trenton	11,660	4	2,915	Peoria	5,778	3	1,926
Louisiana	10,733	4	2,683	Columbia	3,151	2	1,575
Dayton	20,857	8	2,607	Cincinnati	1,308	1	1,308
Charlotte	7,601	3	2,533	South Carolina	1,051	1	1,051
Mississippi	14,084	6	2,347	LEAGUE	171,665	62	2,769

2001 KELLY CUP PLAYOFFS ATTENDANCE

TEAM	TOTAL	GP	AVG	TEAM	TOTAL	GP	AVG
Florida	16,876	3	5,625	Peoria	16,878	7	2,411
South Carolina	40,602	10	4,060	New Orleans	6,982	3	2,327
Trenton	40,282	10	4,028	Augusta	2,318	1	2,318
Jackson	9,444	3	3,148	Dayton	8,952	4	2,238
Louisiana	25,087	8	3,135	Roanoke	4,330	2	2,165
Charlotte	6,037	2	3,018	Mobile	7,159	4	1,789
Richmond	5,847	2	2,923	Johnstown	3,571	2	1,785
Toledo	11,299	4	2,824	Baton Rouge	1,115	1	1,115
Pee Dee	10,388	4	2,597	Arkansas	1,915	3	638
				LEAGUE	219,082	73	3,001

2000 KELLY CUP PLAYOFFS ATTENDANCE

TEAM	TOTAL	GP	AVG	TEAM	TOTAL	GP	AVG
Florida	20,065	3	6,688	Augusta	15,149	5	3,029
Louisiana	53,488	10	5,348	Mississippi	8,537	3	2,845
Greenville	40,748	8	5,093	Mobile	4,728	2	2,364
Trenton	27,438	6	4,573	Roanoke	4,440	2	2,220
Pee Dee	11,602	3	3,867	Johnstown	5,995	3	1,998
South Carolina	14,053	4	3,513	New Orleans	3,654	2	1,827
Pensacola	6,801	2	3,400	Baton Rouge	1,190	1	1,190
Hampton Roads	19,392	6	3,232	Dayton	1,187	1	1,187
Peoria	32,272	10	3,227	Huntington	1,575	2	787
Richmond	6,150	2	3,075	LEAGUE	278,464	75	3,713

1999 KELLY CUP PLAYOFFS ATTENDANCE

TEAM	TOTAL	GP	AVG	TEAM	TOTAL	GP	AVG
Florida	26,823	4	6,705	New Orleans	12,913	5	2,582
Mississippi	48,404	9	5,378	Baton Rouge	7,260	3	2,420
Louisiana	15,983	3	5,327	Jacksonville	2,343	1	2,343
Richmond	45,436	9	5,048	Dayton	3,977	2	1,988
Pee Dee	29,597	6	4,932	Mobile	1,642	1	1,642
Hampton Roads	9,342	2	4,671	Chesapeake	5,835	4	1,458
South Carolina	8,826	2	4,413	Birmingham	2,620	2	1,310
Augusta	4,272	1	4,272	Peoria	2,458	2	1,229
Roanoke	21,759	6	3,626	Columbus	1,500	2	750
Toledo	10,301	3	3,433	LEAGUE	261,291	67	3,900

340 - Attendance - Postseason (1994-98)**1998 KELLY CUP PLAYOFFS ATTENDANCE**

TEAM	TOTAL	GP	AVG	TEAM	TOTAL	GP	AVG
Louisiana	56,993	7	8,142	Chesapeake	3,221	1	3,221
Hampton Roads	67,762	10	6,776	New Orleans	5,816	2	2,908
Pensacola	67,476	10	6,747	Wheeling	21,313	8	2,664
South Carolina	17,221	3	5,740	Dayton	4,618	2	2,309
Pee Dee	15,714	3	5,238	Peoria	2,187	1	2,187
Roanoke	20,124	5	4,025	Huntington	2,964	2	1,482
Toledo	14,359	4	3,590	Birmingham	2,823	2	1,412
Mobile	3,888	1	3,888	LEAGUE	318,126	64	4,971
Charlotte	11,647	3	3,882				

1997 KELLY CUP PLAYOFFS ATTENDANCE

TEAM	TOTAL	GP	AVG	TEAM	TOTAL	GP	AVG
Louisiana	98,639	9	10,959	Tallahassee	7,280	2	3,640
Pensacola	40,827	5	8,165	Roanoke	7,018	2	3,509
South Carolina	70,504	10	7,050	Toledo	6,184	2	3,092
Hampton Roads	23,904	4	5,976	Birmingham	13,879	5	2,775
Mississippi	5,597	1	5,597	Wheeling	2,455	1	2,455
Charlotte	5,508	1	5,508	Peoria	9,321	5	1,864
Mobile	4,603	1	4,603	Dayton	2,728	2	1,364
Richmond	15,826	4	3,956	Columbus	5,685	5	1,137
				LEAGUE	319,958	59	5,423

1996 RILEY CUP PLAYOFFS ATTENDANCE

TEAM	TOTAL	GP	AVG	TEAM	TOTAL	GP	AVG
Louisiana	28,795	3	9,598	Toledo	29,260	7	4,180
Charlotte	62,970	9	6,996	Roanoke	3,979	1	3,979
Richmond	23,169	4	5,792	Wheeling	12,483	4	3,120
Hampton Roads	5,593	1	5,593	Dayton	2,255	1	2,255
South Carolina	21,954	4	5,488	Raleigh	4,145	2	2,072
Columbus	4,638	1	4,638	Louisville	2,026	1	2,026
Jacksonville	34,969	8	4,371	Knoxville	5,667	3	1,889
Tallahassee	25,809	6	4,301	Nashville	3,981	3	1,327
				LEAGUE	271,693	58	4,684

1995 RILEY CUP PLAYOFFS ATTENDANCE

TEAM	TOTAL	GP	AVG	TEAM	TOTAL	GP	AVG
South Carolina	40,081	5	8,016	Toledo	6,671	2	3,335
Tallahassee	33,281	6	5,546	Dayton	16,464	5	3,292
Charlotte	10,911	2	5,455	Birmingham	9,756	3	3,252
Hampton Roads	10,631	2	5,315	Huntington	5,007	2	2,503
Richmond	52,264	10	5,226	Nashville	14,055	6	2,342
Roanoke	19,604	4	4,901	Johnstown	3,740	2	1,870
Greensboro	38,595	8	4,824	Knoxville	3,289	2	1,644
Wheeling	7,878	2	3,939	Columbus	1,304	1	1,304
				LEAGUE	273,531	62	4,412

1994 RILEY CUP PLAYOFFS ATTENDANCE

TEAM	TOTAL	GP	AVG	TEAM	TOTAL	GP	AVG
South Carolina	9,405	1	9,405	Roanoke	3,624	1	3,624
Charlotte	7,422	1	7,422	Dayton	3,519	1	3,519
Columbus	17,700	3	5,900	Birmingham	19,522	6	3,253
Greensboro	23,423	4	5,855	Johnstown	2,291	1	2,291
Hampton Roads	21,841	4	5,460	Huntsville	2,060	1	2,060
Toledo	37,763	8	4,720	Knoxville	3,841	2	1,920
Wheeling	18,371	4	4,592	Louisville	2,660	2	1,330
Raleigh	35,741	9	3,971	Nashville	1,139	1	1,139
				LEAGUE	210,322	49	4,292

1993 RILEY CUP PLAYOFFS ATTENDANCE

TEAM	TOTAL	GP	AVG	TEAM	TOTAL	GP	AVG
Hampton Roads	11,462	2	5,731	Erie	9,284	3	3,274
Wheeling	39,807	8	4,975	Dayton	6,221	2	3,111
Toledo	37,576	8	4,697	Johnstown	7,567	3	2,522
Nashville	17,301	4	4,325	LEAGUE	148,729	35	4,249
Raleigh	18,971	5	3,794				

1992 RILEY CUP PLAYOFFS ATTENDANCE

TEAM	TOTAL	GP	AVG	TEAM	TOTAL	GP	AVG
Cincinnati	40,781	5	8,156	Richmond	8,559	3	2,853
Hampton Roads	52,669	7	4,832	Johnstown	8,316	3	2,772
Greensboro	28,992	6	4,832	Raleigh	5,477	2	2,379
Toledo	13,596	3	4,532	Roanoke Valley	7,008	3	2,335
Erie	7,330	2	3,665	Louisville	14,011	6	2,335
Dayton	3,017	1	3,017	Winston-Salem	2,395	2	798
				LEAGUE	192,151	44	4,367

1991 RILEY CUP PLAYOFFS ATTENDANCE

TEAM	TOTAL	GP	AVG	TEAM	TOTAL	GP	AVG
Hampton Roads	55,527	8	6,940	Richmond	6,295	2	3,147
Cincinnati	12,111	2	6,056	Johnstown	15,488	5	3,097
Erie	7,764	2	3,882	Louisville	6,110	3	2,036
Greensboro	21,892	6	3,648	Knoxville	3,526	2	1,763
				LEAGUE	128,713	30	4,290

1990 RILEY CUP PLAYOFFS ATTENDANCE

TEAM	TOTAL	GP	AVG	TEAM	TOTAL	GP	AVG
Hampton Roads	11,883	2	5,942	Nashville	5,280	2	2,640
Greensboro	19,658	5	3,932	Winston-Salem	15,653	6	2,609
Erie	14,626	4	3,657	Virginia	2,060	2	1,030
				LEAGUE	69,190	21	3,293

1989 RILEY CUP PLAYOFFS ATTENDANCE

TEAM	TOTAL	GP	AVG	TEAM	TOTAL	GP	AVG
Johnstown	22,905	6	3,818	Knoxville	2,313	2	1,157
Erie	5,741	2	2,871	Carolina	Not Available	5	Not Available
				LEAGUE	Not Available	15	2,980

- League average based on 10 games reported

SECTION 11 POSTSEASON



Photos courtesy Kevin Bires

Every team takes the ice each October with one goal in mind, to be the team that gets the honor of hoisting the Kelly Cup as the ECHL champion. The trophy is presented each year by the man for whom it is named - ECHL Commissioner Emeritus Patrick J. Kelly. The Colorado Eagles captured the 2018 Kelly Cup title, defeating the Florida Everblades 4 games to 3 in the Kelly Cup Finals, to become just the fourth team in the ECHL's 30-year history to win consecutive championships.

CHAMPIONSHIP TROPHIES

PATRICK J. KELLY CUP



Beginning with the 1996-97 season, the Patrick J. Kelly Cup is awarded annually to the playoff champion of the ECHL.

History: Named in recognition of Patrick J. Kelly, one of the founding fathers of the ECHL. Kelly served as Commissioner of the ECHL for the first eight seasons before being named Commissioner Emeritus in 1996, a title which he continues to hold. Kelly celebrated his 65th season in hockey in 2017-18, having begun his career with the St. Catharines Tee Pees of the Ontario Junior Hockey League in 1952. He played professionally for the Springfield Indians of the American Hockey League, the Troy Bruins of the International Hockey League, and the Greensboro Generals of the Eastern Hockey League. Kelly coached in the Eastern Hockey League from 1965-73 and was head coach and general manager of Charlotte in the Southern Hockey League from 1973-76. He coached the Colorado Rockies in the NHL in 1977-78 and is the only coach to lead the Rockies to the Stanley Cup Playoffs. Following coaching stops in the American Hockey League, he went to Peoria in the International Hockey League where he led the Rivermen to the Turner Cup in his first season in 1984-85. The ECHL is proud to recognize his distinguished career by naming its most coveted trophy in his honor.

Year	W-L In Finals	Winner	Coach	Finalist	Coach
2018	4-3	Colorado	Aaron Schneekloth	Florida	Brad Ralph
2017	4-0	Colorado	Aaron Schneekloth	South Carolina	Ryan Warsofsky
2016	4-2	Allen	Steve Martinson	Wheeling	Jeff Christian
2015	4-3	Allen	Steve Martinson	South Carolina	Spencer Carbery
2014	4-2	Alaska	Rob Murray	Cincinnati	Ben Simon
2013	4-1	Reading	Larry Courville	Stockton	Matt Thomas
2012	4-1	Florida	Greg Poss	Las Vegas	Ryan Mouganel
2011	4-1	Alaska	Brent Thompson	Kalamazoo	Nick Bootland
2010	4-1	Cincinnati	Chuck Weber	Idaho	Derek Laxdal
2009	4-3	South Carolina	Jared Bednar	Alaska	Keith McCambridge
2008	4-2	Cincinnati	Chuck Weber	Las Vegas	Glen Gulutzan
2007	4-1	Idaho	Derek Laxdal	Dayton	Don MacAdam
2006	4-1	Alaska	Davis Payne	Gwinnett	Jeff Pyle
2005	4-2	Trenton	Mike Haviland	Florida	Gerry Fleming
2004	4-1	Idaho	John Olver	Florida	Gerry Fleming
2003	4-1	Atlantic City	Mike Haviland	Columbia	Scott White
2002	4-0	Greenville	John Marks	Dayton	Greg Ireland
2001	4-1	South Carolina	Rick Adduono	Trenton	Troy Ward
2000	4-2	Peoria	Don Granato	Louisiana	Don Murdoch
1999	4-3	Mississippi	Bruce Boudreau	Richmond	Mark Kaufman
1998	4-2	Hampton Roads	John Brophy	Penacola	Al Pedersen
1997	4-1	South Carolina	Rick Vaive	Louisiana	Doug Shedden

KELLY CUP WINNERS

ROSTERS AND FINAL SERIES SCORES

2018 - COLORADO EAGLES - Travis Barron, J.C. Beaudin, Collin Bowman, Drayson Bowman, Sam Brittain, Joe Cannata, Matt Garbowski, Ryan Harrison, Lukas Hafner, Michael Joly, Jake Marto, Nicolas Meloche, Julien Nantel, Chase Norrish, Ryan Olsen, Joey Ratelle, Matt Register, Brady Shaw, Shawn St-Amant, Ben Storm, Gabriel Verpaelst, Cliff Watson, Teigan Zahn, Ryan Tobler (Assistant Coach) and Aaron Schneekloth (Head Coach)

Scores: May 25 at Colorado - Colorado 3, Florida 1; May 27 at Colorado - Florida 4, Colorado 3; May 30 at Florida - Colorado 5, Florida 4 (OT); June 1 at Florida - Florida 7, Colorado 6 (OT); June 2 at Florida - Florida 5, Colorado 0; June 6 at Colorado - Colorado 4, Florida 2; June 9 at Florida - Colorado 3, Florida 2.

2017 - COLORADO EAGLES - Alex Belzile, Sergei Boikov, Darryl Bootland, Matt Brown, Matt Garbowski, Mason Geertsen, Lukas Hafner, Ryan Harrison, Jackson Houck, Sam Jardine, Johnny Lazo, Cam MacIcise, Jake Marto, Julien Nantel, Casey Pierrro-Zabotel, Matt Register, Luke Salazar, Michael Sdao, Kent Simpson, Shawn St-Amant, Teigan Zahn, Sean Zimmerman, Ryan Tobler (Assistant Coach) and Aaron Schneekloth (Head Coach).

Scores: May 26 at Colorado - Colorado 3, South Carolina 2 (2 OT); May 28 at Colorado - Colorado 3, South Carolina 2; June 4 at South Carolina - Colorado 5, South Carolina 4 (OT); June 5 at South Carolina - Colorado 2, South Carolina 1.

344 - Patrick J. Kelly Cup

2016 - ALLEN AMERICANS - Vincent Arseneau, Spencer Asuchak, Thomas Carr, Chad Costello, Justin Courtinall, Danny Federico, Aaron Gens, Riley Gill, Greger Hanson, Jake Hildebrand, Nikita Jevpalovs, Tristan King, J.P. LaFontaine, David Makowski, Kyle Neuber, Casey Pierro-Zabotel, Rick Pinkston, Matt Register, Jordan Rowley, Eric Roy, Joel Rumpel, Gary Steffes, Dyson Stevenson and Steve Martinson (Head Coach).

Scores: May 28 at Allen - Allen 5, Wheeling 3; May 29 at Allen - Wheeling 7, Allen 6; June 1 at Wheeling - Wheeling 3, Allen 2; June 3 at Wheeling - Allen 4, Wheeling 2; June 4 at Wheeling - Allen 3, Wheeling 2 (OT); June 9 at Allen - Allen 4, Wheeling 2.

2015 - ALLEN AMERICANS - Konrad Abeltshauer, Vincent Arseneau, Spencer Asuchak, Justin Baker, Garrett Clarke, Chad Costello, Chris Crane, Nolan Descoteaux, Kyle Follmer, Aaron Gens, Riley Gill, Greger Hansen, Trevor Ludwig, Tyler Ludwig, Joel Rumpel, Jamie Schaafsma, Ian Schultz, Rylan Schwartz, Gary Steffes, Dyson Stevenson, Kevin Young, Patrik Valcak, Erik Adams (Assistant Coach), Kevin Colley (Assistant Coach) and Steve Martinson (Head Coach).

Scores: May 31 at Allen - South Carolina 4, Allen 3; June 2 at Allen - Allen 5, South Carolina 2; June 3 at Allen - South Carolina 4, Allen 1; June 7 at South Carolina - Allen 3, South Carolina 2 (2 OT); June 9 at South Carolina - Allen 3 at South Carolina 2 (OT); June 10 at South Carolina - South Carolina 4, Allen 1; June 14 at Allen - Allen 6, South Carolina 1.

2014 - ALASKA ACES - Alex Belzile, Gerald Coleman, Brendan Connolly, Sean Curry, Zach Davies, Turner Elson, Brett Findlay, Kane Lafranchise, Drew MacKenzie, James Martin, Nick Mazzolini, Zach McKelvie, Tommy Mele, Jordan Morrison, Tyler Mosienko, John Ramage, Brad Richard, Ross Ring-Jarvi, Olivier Roy, Peter Sivak, Corey Syvret, Andy Taranto, Evan Trupp, Louis Mass (Assistant Coach) and Rob Murray (Head Coach).

Scores: May 30 at Alaska - Alaska 5, Cincinnati 3; May 31 at Alaska - Cincinnati 2, Alaska 1; June 2 at Alaska - Alaska 2, Cincinnati 0; June 6 at Cincinnati - Cincinnati 3, Alaska 1; June 7 at Cincinnati - Alaska 4, Cincinnati 2; June 9 at Cincinnati - Alaska 4, Cincinnati 0

2013 - READING ROYALS - Barry Almeida, Evan Barlow, Alex Berry, Julien Cayer, Joel Champagne, Ethan Cox, Brett Flemming, Stanislav Galiev, Riley Gill, Dominic Jalbert, Nikita Kashirsky, Kirk MacDonald, Mark Mitera, Bryant Molle, Ian O'Connor, Mark Owuya, Robert Shea, Brock Shelgren, Dustin Stevenson, T.J. Syner, Yannick Tifu, David Vallorani, Patrick Wellar, Tim Branham (Assistant Coach) and Larry Courville (Head Coach).

Scores: May 18 at Reading - Reading 6, Stockton 5 (OT); May 19 at Reading - Reading 4, Stockton 0; May 21 at Stockton - Reading 3, Stockton 1; May 24 at Stockton - Stockton 4, Reading 3; May 25 at Stockton - Reading 6, Stockton 0

2012 - FLORIDA EVERBLADES - Matt Beca, Trevor Bruess, Ryan Donald, David Fischer, Rylan Galiardi, Brayden Irwin, Cedric Lalonde-McNicol, Charles Landry, Matt Marquardt, Brandon MacLean, Ryan McGinnis, John Muse, Pat Nagle, Sebastien Piche, Scott Pitt, Kevin Quick, Mike Ratchuk, Bobby Raymond, Mathieu Roy, David Rutherford, Leigh Salters, Justin Shugg, Joe Sova, Brad Tapper (Assistant Coach) and Greg Poss (Head Coach).

Scores: May 14 at Las Vegas - Las Vegas 2, Florida 1; May 15 at Las Vegas - Florida 7, Las Vegas 2; May 18 at Florida - Florida 4, Las Vegas 3 (OT); May 22 at Florida - Florida 3, Las Vegas 1; May 23 at Florida - Florida 3, Las Vegas 2 (OT)

2011 - ALASKA ACES - Matt Ambroz, Chad Anderson, Daryl Boyle, Scott Burt, Gerald Coleman, Adam Courchaine, Ethan Cox, Alex Dzielski, Kory Falite, Curtis Fraser, Brandon Gentile, Wes Goldie, Scott Howes, Mark Isherwood, Dan Kissel, Kane Lafranchise, Chris Langkow, Bryan Miller, Garry Nunn, Tyler Ruegsegger, Russ Sinkewich, Brian Swanson, Steve Ward, Louis Mass (Assistant Coach) and Brent Thompson (Head Coach).

Scores: May 14 at Alaska - Alaska 5, Kalamazoo 0; May 15 at Alaska - Alaska 3, Kalamazoo 2 (OT); May 18 at Kalamazoo - Kalamazoo 4, Alaska 1; May 20 at Kalamazoo - Alaska 7, Kalamazoo 5; May 21 at Kalamazoo - Alaska 5, Kalamazoo 3.

2010 - CINCINNATI CYCLONES - Mathieu Aubin, Hans Benson, Reid Cashman, Ryan Del Monte, Cullen Eddy, Barret Ehgoetz, Josh Heidinger, Jason Jozsa, Jimmy Kilpatrick, Doug Krantz, Maxime Lacroix, Robert Mayer, Ian McKenzie, Brett Motherwell, Brian O'Hanley, Will Ortiz, Matt Pierce, Brett Robinson, Kevin Roeder, Brock Sheahan, Jeremy Smith, Dustin Sproat, Mark Van Guilder, Dean Stork (Assistant Coach) and Chuck Weber (Head Coach).

Scores: May 14 at Idaho - Cincinnati 3, Idaho 2; May 15 at Idaho - Cincinnati 1, Idaho 0; May 18 at Cincinnati - Idaho 4, Cincinnati 3 (2 OT); May 20 at Cincinnati - Cincinnati 3, Idaho 2; May 21 at Cincinnati - Cincinnati 2, Idaho 1.

2009 - SOUTH CAROLINA STINGRAYS - Mick Berge, Jonathan Boutin, Trent Campbell, Spencer Carbery, Jeff Corey, Michael Dubuc, Brad Farynuk, Josh Godfrey, Keith Johnson, Nikita Kashirsky, Nate Kiser, Johann Kroll, Maxime Lacroix, Lyon Messier, Travis Morin, Pierre-Luc O'Brien, Sasha Pokulok, James Reimer, Rob Ricci, Scott Romfo, Matt Scherer, Zach Tarkir, Patrick Wellar, Cail MacLean (Assistant Coach) and Jared Bednar (Head Coach).

Scores: May 22 at Alaska - South Carolina 4, Alaska 2; May 23 at Alaska - Alaska 3, South Carolina 1; May 27 at South Carolina - South Carolina 4, Alaska 2; May 29 at South Carolina - South Carolina 5, Alaska 0; May 30 at South Carolina - Alaska 3, South Carolina 2 (OT); June 4 at Alaska - Alaska 3, South Carolina 2; June 5 at Alaska - South Carolina 4, Alaska 2.

2008 - CINCINNATI CYCLONES - Mathieu Aubin, Thomas Beauregard, Jimmy Bonneau, Maxime Daigneault, Jean-Michel Daoust, Jason Deitsch, David Desharnais, Cedrick Desjardins, Barret Ehgoetz, Jon Gleed, Billy Irish-Baker, Olivier Latendresse, Matt Macdonald, Ryan Maki, Conrad Martin, T.J. McElroy, Sean Perkins, Scott Reynolds, Ryan Russell, Chad Starling, Bryan Schmidt, Jeremy Swanson, Matt Syroczyński, Avery Wilson, Dean Stork (Assistant Coach) and Chuck Weber (Head Coach).

Scores: May 24 at Cincinnati - Cincinnati 4, Las Vegas 2; May 25 at Cincinnati - Las Vegas 1, Cincinnati 0; May 29 at Las Vegas - Cincinnati 4, Las Vegas 2; May 30 at Las Vegas - Las Vegas 2, Cincinnati 0; June 2 at Las Vegas - Cincinnati 4, Las Vegas 0; June 5 at Cincinnati - Cincinnati 3, Las Vegas 1.

2007 - IDAHO STEELHEADS - Jay Beagle, Kyle Bruce, Scott Burt, Steve Chabbert, B.J. Crombeen, John Daigneau, Taggart Desmet, Marty Flichel, Blake Forsyth, Lance Galbraith, Darrell Hay, Lars Helminen, John Lammers, Tuomas Mikkonen, Alexander Naurov, Derek Nesbitt, Colin Peters, Kyle Peto, Greg Rallo, Kory Scoran, Steve Silverthorn, Francis Wathier, Travis Wight and Derek Laxdal (Coach).

Scores: May 23, at Idaho - Dayton 2, Idaho 1; May 25 at Idaho - Idaho 5, Dayton 2; May 27 at Dayton - Idaho 4, Dayton 2; May 29 at Dayton - Idaho 2, Dayton 1 (2 OT); May 31 at Dayton - Idaho 4, Dayton 1.

2006 - ALASKA ACES - Chris Beckford-Tseu, Kimbi Daniels, Olivier Filion, Ryan Gaucher, Barrett Heisten, Chris Heisten, Cam Keith, Alex Leavitt, Mike Lee, Doug Lynch, Justin Maiser, Louis Mass, Keith McCambridge, Peter Metcalf, Chris Minard, Vladimir Novak, Troy Riddle, Mike Scott, Matt Shasby, Joe Talbot, Matt Underhill, Patrick Wellar and Davis Payne (Coach).

Scores: May 24 at Alaska - Alaska 3, Gwinnett 2; May 25 at Alaska - Alaska 4, Gwinnett 3; May 29 at Gwinnett - Alaska 5, Gwinnett 4; May 31 at Gwinnett - Gwinnett 6, Alaska 1; June 1 at Gwinnett - Alaska 4, Gwinnett 3.

2005 - TRENTON TITANS - B.J. Abel, Andrew Allen, Scott Bertoli, Paul Brown, Bryce Cockburn, Nick Deschenes, Jerramie Domish, Connor Dunlop, Les Haggett, Leon Hayward, Chris Houle, Tim Judy, Rick Kowalsky, Matt Libby, Steve Munn, Chris Pittman, Brent Robinson, Rosario Ruggeri, Michael Schutte, Jeff Smith, Jarrett Thompson, Matt Zultek, Ted Dent (Assistant Coach) and Mike Haviland (Head Coach).

Scores: May 21 at Florida - Trenton 7, Florida 0; May 22 at Florida - Trenton 2, Florida 1; May 27 at Trenton - Florida 5, Trenton 4 (OT); May 28 at Trenton - Florida 6, Trenton 3; May 30 at Trenton - Trenton 5, Florida 2; June 1 at Florida - Trenton 4, Florida 1.

2004 - IDAHO STEELHEADS - Blair Allison, David Bararuk, Jeff Bateman, Mike Betz, Scott Burt, Adam Copeland, David Cornacchia, Regan Darby, Brett Draney, Dan Ellis, Lance Galbraith, Dylan Gyori, Darrell Hay, Ben Keup, Zenon Konopka, Jan Kopecky, Mick Mounsey, Jeremy Mylymok, Derek Paget, Sean Peach, Warren Peters, Mike Sgroi, Chris Slater, Dan Vandermeer, Andrei Vasilyev, Martin Vasut and John Olver (Coach).

Scores: May 14 at Florida - Idaho 5, Florida 1; May 15 at Florida - Idaho 6, Florida 4; May 19 at Idaho - Idaho 1, Florida 0 (OT); May 21 at Idaho - Florida 3, Idaho 2 (OT); May 22 at Idaho - Idaho 5, Florida 2.

346 - Patrick J. Kelly Cup

2003 - ATLANTIC CITY BOARDWALK BULLIES - J.F. Caudron, Steve Cheredaryk, Kevin Colley, Luke Curtin, Kirk Furey, Jade Galbraith, Jerry Galway, Jim Henkel, Mark Loeding, Shawn Maltby, Scott Matzka, Peter Metcalf, Jake Moreland, Ryan Mouganel, Steve Munn, Mike Nicholishen, Dave Reid, Stefan Rivard, Paul Spadafora, Scott Stirling, Joe Talbot, Ian Walterson, Matthew Yeats, Matt Thomas (Assistant Coach) and Mike Haviland (Head Coach).

Scores: May 7 at Columbia - Atlantic City 1, Columbia 0; May 9 at Columbia - Atlantic City 3, Columbia 0; May 10 at Atlantic City - Columbia 5 Atlantic City 3; May 12 at Atlantic City - Atlantic City 3, Columbia 1; May 14 at Atlantic City - Atlantic City 3, Columbia 1.

2002 - GREENVILLE GRROWL - David Bell, Zdenek Blatny, Jeff Dessner, Simon Gamache, Tyrone Garner, Jay Langager, Eric Lind, Martin Masa, Colin Pepperall, Jayme Platt, Jonathan Roy, Steve Rymsha, Luke Sellars, Judd Strauss, Ryan Stewart, Simon Tremblay, Roger Trudeau, Eric Van Acker, Sean Venedam, Damon Whitten, Nick Vitucci (Assistant Coach) and John Marks (Head Coach).

Scores: May 3 at Greenville - Greenville 6, Dayton 2; May 5 at Greenville - Greenville 4, Dayton 1; May 8 at Dayton - Greenville 3, Dayton 2 (OT); May 10 at Dayton - Greenville 5, Dayton 2.

2001 - SOUTH CAROLINA STINGRAYS - Jared Bednar, Ryan Brindley, Adam Calder, Marty Clapton, Kirk Daubenspeck, Brad Dexter, Zach Ham, Joel Irving, Trevor Johnson, Jody Lehman, Hugo Marchand, Brett Marietti, Mike Nicholishen, Damian Prescott, Chad Remackel, Greg Schmidt, Dave Seitz, Scott Swanson, Buddy Wallace, Chris Wheaton, Jason Fitzsimmons (Assistant Coach) and Rick Adduono (Head Coach).

Scores: May 18 at Trenton - South Carolina 3, Trenton 2 (OT); May 20 at Trenton - South Carolina 5, Trenton 3; May 22 at South Carolina - Trenton 4, South Carolina 3 (2 OT); May 24 at South Carolina - South Carolina 6, Trenton 5; May 27 at South Carolina - South Carolina 3, Trenton 2.

2000 - PEORIA RIVERMEN - Craig Anderson, Trevor Baker, Aaron Boh, J.F. Boutin, Jason Christie, Darren Clark, Jason Deleurme, Duane Derksen, Blaine Fitzpatrick, Matt Golden, Dan Hodge, Jason Lawmaster, Darren Maloney, Tomaz Razingar, Cody Rudkowsky, Joe Rybar, Cam Severson, Matt Smith, Mike Szkodzinski, Didier Tremblay, Trevor Wasyluk and Don Granato (Coach).

Scores: May 19 at Peoria - Louisiana 5, Peoria 3; May 20 at Peoria - Louisiana 4, Peoria 2; May 24 at Louisiana - Peoria 5, Louisiana 4 (2 OT); May 25 at Louisiana - Peoria 4, Louisiana 2; May 28 at Louisiana - Peoria 6, Louisiana 5 (2 OT); May 31 at Peoria - Peoria 4, Louisiana 3 (OT).

1999 - MISSISSIPPI SEA WOLVES - Sean Blanchard, Cody Bowtell, Andrew Dale, Brad Essex, Quinn Fair, Kevin Hilton, Kelly Hurd, Karl Infanger, John Kosobud, Mikhail Kravets, D.J. Mando, Troy Mann, Mike Martone, Vashi Nedomansky, Patrick Rochon, Mark Rupnow, Chris Schmidt, Travis Scott, Chuck Thuss, Bob Woods and Bruce Boudreau (Coach).

Scores: May 15 at Mississippi - Richmond 2, Mississippi 0; May 16 at Mississippi - Mississippi 5, Richmond 3; May 19 at Richmond - Richmond 5, Mississippi 3; May 23 at Richmond - Richmond 1, Mississippi 0; May 24 at Mississippi - Mississippi 2, Richmond 0; May 28 at Richmond - Mississippi 7, Richmond 3; May 30 at Mississippi - Mississippi 4, Richmond 3 (2 OT).

1998 - HAMPTON ROADS ADMIRALS - Chad Ackerman, Alex Alexeev, Rob Bonneau, Dan Carney, Dan Ceman, Sebastien Charpentier, Marty Clapton, Jeff Corbett, Vadim Epanchintsev, Victor Gervais, Alexander Kharlamov, Dominic Maltais, Drew Palmer, Chris Phelps, Joel Poirier, Jason Saal, Kayle Short, Rod Taylor, Yuri Yeresko, Boris Zelenko and John Brophy (Coach).

Scores: May 8 at Pensacola - Pensacola 7, Hampton Roads 4; May 9 at Pensacola - Hampton Roads 3, Pensacola 1; May 12 at Hampton Roads - Pensacola 1, Hampton Roads 0 (OT); May 13 at Hampton Roads - Hampton Roads 4, Pensacola 2; May 18 at Hampton Roads - Hampton Roads 7, Pensacola 3; May 20 at Pensacola - Hampton Roads 4 at Pensacola 1.

1997 - SOUTH CAROLINA STINGRAYS - Andy Adams, Jared Bednar, Rob Butler, Jason Cipolla, Rob Concannon, Mario Cormier, Brad Dexter, Jason Fitzsimmons, Jason Hehr, Chris Hynes, Kevin Knopp, Taras Lendzyk, Brett Marietti, David Mayes, Steve Parson, Jeff Romfo, Mike Ross, Chris Rowland, Dave Seitz, Marc Tardif, Brendan Yarema and Rick Vaive (Coach).

Scores: May 2 at South Carolina - South Carolina 6, Louisiana 1; May 4 at South Carolina - South Carolina 4, Louisiana 2; May 7 at Louisiana - Louisiana 5, South Carolina 4; May 9 at Louisiana - South Carolina 7, Louisiana 4; May 11 at Louisiana - South Carolina 6, Louisiana 4.

PATRICK J. KELLY CUP STANDINGS 1997-2018
(RANKED BY CUP WINS)

Teams	Finals Wins	Yrs.	Series	W	L	Goals For	Goals Against	Winning %
Alaska	3	11	30	98	50	475	349	.662
South Carolina	3	21	46	112	105	691	648	.516
Allen	2	4	11	41	26	222	187	.612
Colorado	2	7	13	41	31	221	218	.569
Cincinnati	2	11	27	82	67	412	389	.550
Idaho	2	15	29	73	77	394	402	.487
Hampton Roads	1	4	9	25	18	141	129	.581
Atlantic City	1	4	9	22	16	118	94	.579
Peoria	1	8	16	38	28	222	192	.576
Greenville Grrrowl	1	5	12	28	21	172	156	.571
Mississippi	1	8	16	36	27	197	180	.571
Florida	1	19	41	106	86	638	579	.552
Trenton	1	8	18	41	36	230	219	.532
Reading	1	13	25	65	62	356	344	.512
Missouri	0	1	2	6	4	28	26	.600
Fort Wayne	0	5	12	38	29	203	179	.567
Columbia	0	5	10	24	20	117	112	.545
Louisiana	0	8	20	47	40	319	300	.540
Texas	0	2	4	10	9	57	53	.526
Manchester	0	3	6	18	16	93	88	.529
Adirondack	0	3	6	18	17	94	91	.514
Richmond	0	4	8	18	17	100	94	.514
Las Vegas	0	10	20	53	51	307	278	.510
Stockton	0	9	16	43	42	251	270	.506
Greensboro Generals	0	1	2	4	4	26	24	.500
Pensacola	0	7	13	25	25	157	178	.500
Brampton	0	1	2	6	6	23	30	.500
Atlanta	0	9	17	36	37	220	207	.493
Wheeling	0	10	19	51	53	287	313	.490
Ontario	0	5	8	22	23	136	130	.489
Victoria	0	5	9	21	22	127	142	.488
Kalamazoo	0	7	12	29	32	188	196	.475
Pee Dee	0	6	12	24	28	156	171	.462
Rapid City	0	1	2	6	7	32	44	.462
Bakersfield	0	8	13	33	39	198	220	.458
Fresno	0	3	5	15	18	89	88	.455
Dayton	0	8	15	28	34	167	183	.452
Birmingham	0	3	5	8	10	63	71	.444
Toledo	0	14	25	56	63	337	364	.444
Greenville Swamp Rabbits	0	5	8	19	24	113	124	.442
Long Beach	0	2	3	6	8	44	45	.429
Orlando	0	4	5	12	16	69	88	.429
New Orleans	0	5	6	10	14	72	81	.417
Charlotte	0	10	15	26	37	172	201	.413
Jackson	0	3	5	6	9	36	50	.400
Roanoke	0	8	11	18	28	107	134	.391
Chesapeake	0	2	3	4	7	22	26	.364
Elmira	0	6	10	15	27	125	136	.357
Augusta	0	6	8	9	17	65	70	.346
Johnstown	0	7	11	11	22	83	90	.333
Arkansas	0	2	3	3	6	22	33	.333
Columbus (Ohio)	0	2	3	4	8	33	38	.333
Huntington	0	2	2	3	6	22	30	.333
Worcester	0	1	1	2	4	11	16	.333
Wichita	0	1	1	2	4	19	20	.333
Utah	0	11	17	26	53	206	262	.329
Mobile	0	5	6	7	16	75	96	.304
Baton Rouge	0	3	4	3	7	25	38	.300
Quad City	0	3	3	4	12	34	44	.250
San Francisco	0	1	1	1	4	11	20	.200
Tulsa	0	1	1	1	4	14	18	.200
Lexington	0	1	1	0	3	2	17	.000
Phoenix	0	1	1	0	4	9	16	.000
San Diego	0	2	2	0	7	14	28	.000
Tallahassee	0	1	1	0	3	5	12	.000
Indy	0	1	1	0	4	9	14	.000

348 - Jack Riley Cup

JACK RILEY CUP



History: Named in recognition of Jack Riley, the Jack Riley Cup was awarded to the playoff champion of the ECHL from the league's inaugural season in 1988-89 until 1995-96 when it was retired and replaced with the Patrick J. Kelly Cup. Beginning in 1938, Jack Riley did it all in professional hockey as a player, coach, general manager and scout. One of the most respected names in hockey, Riley was President of the American Hockey League from 1964-67 and was then a scout for the Pittsburgh Penguins of the National Hockey League until being named Commissioner of the Southern Hockey League in 1975.

In Finals

Year	W-L	Winner	Coach	Finalist	Coach
1996	4-0	Charlotte	John Marks	Jacksonville	Jeff Brubaker
1995	4-1	Richmond	Roy Sommer	Greensboro	Jeff Brubaker
1994	4-1	Toledo	Chris McSorley	Raleigh	Kurt Kleinendorst
1993	4-2	Toledo	Chris McSorley	Wheeling	Doug Sauter
1992	4-0	Hampton Roads	John Brophy	Louisville	Warren Young
1991	4-1	Hampton Roads	John Brophy	Greensboro	Jeff Brubaker
1990	4-1	Greensboro	Jeff Brubaker	Winston-Salem	Chris McSorley
1989	4-3	Carolina	Brendan Watson	Johnstown	Steve Carlson

RILEY CUP STANDINGS 1988-96
(RANKED BY CUP WINS)

Teams	Cup Wins	Yrs.	Series	W		L		Goals For	Goals Against	Winning %
				W	L	W	L			
Hampton Roads	2	7	13	30	21	211	176	.588		
Toledo	2	5	12	33	17	223	172	.660		
Wheeling ¹	1	8	14	33	28	234	226	.541		
Greensboro	1	6	15	36	26	216	215	.581		
Richmond	1	6	10	21	15	157	137	.583		
Charlotte	1	3	6	14	8	82	66	.636		
Johnstown	0	8	9	19	19	148	138	.500		
Tallahassee ²	0	8	9	20	19	124	143	.512		
Erie	0	8	7	8	17	89	105	.320		
Knoxville	0	8	6	5	17	66	95	.227		
Nashville	0	7	8	16	18	23	142	.471		
Jacksonville ³	0	6	11	21	23	173	189	.477		
Raleigh	0	5	8	16	18	121	124	.471		
Dayton	0	5	6	6	15	73	93	.286		
Columbus	0	5	4	2	10	46	58	.167		
Birmingham ⁴	0	4	5	17	13	155	103	.567		
South Carolina	0	3	5	10	10	75	79	.500		
Roanoke	0	3	4	4	9	31	46	.308		
Huntington	0	3	1	1	3	12	15	.250		
Louisville	0	1	1	0	3	6	12	.000		
Louisiana	0	1	1	2	3	23	26	.400		
Mobile	0	1	0	0	0	0	0	.000		

1 Includes totals of Carolina Thunderbirds, 1989-90, and Winston-Salem Thunderbirds, 1989-92

2 Includes totals of Virginia Lancers, 1988-90, Roanoke Valley Rebels/Rampage, 1990-93, and Huntsville Blast, 1993-94

3 Includes totals of Louisville IceHawks, 1990-93

4 Includes totals of Cincinnati Cyclones, 1990-92

RILEY CUP WINNERS
ROSTERS AND FINAL SERIES SCORES

1996 - CHARLOTTE CHECKERS - Phil Berger, Francois Bouchard, Jeff Connolly, Kimbi Daniels, Eric Fenton, Eric Flinton, Jason Kelly, Mick Kempffer, Scott Kirton, Dennis Maxwell, Scott Meehan, Darryl Noren, Charles Paquette, Kevin Rappana, Matt Robbins, Kurt Seher, Ken Shepard, Nick Vitucci, Shawn Wheeler, Marty Yewchuk and John Marks (Coach)

Scores: April 27, at Charlotte - Charlotte 6, Jacksonville 3; April 30, at Charlotte - Charlotte 5, Jacksonville 3; May 1, at Jacksonville - Charlotte 8, Jacksonville 2; May 2, at Jacksonville - Charlotte 6, Jacksonville 1.

1995 - RICHMOND RENEGADES - Jan Benda, Lou Body, Mike Burman, Duane Derksen, Scott Gruhl, Shane Henry, Rod Langway, David Littman, Garrett MacDonald, Kurt Mallett, Blaine Moore, Jay Murphy, Sean O'Brien, Trevor Senn, Andrew Shier, Shawn Snesar, Mike Taylor, Darren Wetherill and Roy Sommer (Coach)

Scores: April 24, at Richmond - Richmond 6, Greensboro 5; April 25, at Richmond - Richmond 3, Greensboro 1; April 27, at Greensboro - Greensboro 3, Richmond 0; April 29, at Greensboro - Richmond 6, Greensboro 0; May 1, at Richmond - Richmond 3, Greensboro 2.

1994 - TOLEDO STORM - Chris Bergeron, Rick Corriveau, Mark Deazeley, Norm Dezainde, Iain Duncan, Steve Dykstra, Dave Gagnon, John Hendry, Alex Hicks, Rick Judson, Marc Lyons, Mike Markovich, Jay Neal, Darren Perkins, Greg Puhalski, Pat Pylypuik, Andy Suhy, Nick Vitucci and Chris McSorley (Coach)

Scores: April 17, at Toledo - Toledo 4, Raleigh 3 (OT); April 20, at Toledo - Toledo 4, Raleigh 3 (OT); April 22, at Raleigh - Raleigh 3, Toledo 2 (OT); April 23, at Raleigh - Toledo 7, Raleigh 2; April 26, at Raleigh - Toledo 7, Raleigh 6.

1993 - TOLEDO STORM - Wade Bartley, Derek Booth, Scott Campbell, Joe Cook, Rick Corriveau, Mark Deazeley, Iain Duncan, Dave Flanagan, Alain Harvey, Alex Hicks, Jeff Jablonski, Jeff Jestadt, Rick Judson, Scott King, Bruce MacDonald, Barry Potomski, Greg Puhalski, Alex Roberts, Andy Suhy, Dan Wiebe and Chris McSorley (Coach)

Scores: April 9, at Wheeling - Wheeling 5, Toledo 3; April 11, at Wheeling - Wheeling 7, Toledo 3; April 14, at Toledo - Toledo 4, Wheeling 3; April 16, at Toledo - Toledo 7, Wheeling 5; April 17, at Wheeling - Toledo 4, Wheeling 2; April 18, at Toledo - Toledo 7, Wheeling 6 (OT).

1992 - HAMPTON ROADS ADMIRALS - Wade Bartley, Mark Bernard, Victor Gervais, Kurt Kabat, Paul Krepelka, Al MacIsaac, Steve Martell, Dennis McEwen, Harry Mews, Steve Mirabile, Dave Morissette, Billy Nolan, Randy Pearce, Steve Poapst, Shawn Snesar, Rod Taylor, Keith Whitmore and John Brophy (Coach)

Scores: April 10, at Hampton Roads - Hampton Roads 4, Louisville 3 (OT); April 11, at Hampton Roads - Hampton Roads 5, Louisville 2; April 15, at Louisville - Hampton Roads 4, Louisville 0; April 17, at Louisville - Hampton Roads 8, Louisville 3.

1991 - HAMPTON ROADS ADMIRALS - Mark Bernard, Pat Bingham, Rick Boyd, John East, Dave Flanagan, Dave Gagnon, Kent Hawley, Murray Hood, Kurt Kabat, Darcy Kaminski, Glen Kehrer, Olaf Kolzig, Dennis McEwen, Harry Mews, Dean Morton, Al Murphy, Billy Nolan, Jody Praznik and John Brophy (Coach)

Scores: April 3, at Hampton Roads - Greensboro 4, Hampton Roads 2; April 5, at Hampton Roads - Hampton Roads 4, Greensboro 2; April 7, at Greensboro - Hampton Roads 7, Greensboro 4; April 9, at Greensboro - Hampton Roads 2, Greensboro 1 (3 OT); April 11, at Hampton Roads - Hampton Roads 6, Greensboro 3.

1990 - GREENSBORO MONARCHS - Phil Berger, John Blessman, Daniel Bock, Doug Brown, Mike Butters, Wade Flaherty, Chris Laganas, Doug Lawrence, Bruce Major, Mike McCormick, Steve McKinley, Chris Robertson, John Sullivan, Boyd Sutton, Chad Thompson, Nick Vitucci, Scott White and Jeff Brubaker (Coach)

Scores: March 30, at Winston-Salem - Greensboro 5, Winston-Salem 3; March 31, at Winston-Salem - Winston-Salem 6, Greensboro 3; April 1, at Greensboro - Greensboro 5, Winston-Salem 1; April 4, at Greensboro - Greensboro 4, Winston-Salem 3 (2 OT); April 6, at Winston-Salem - Greensboro 4, Winston-Salem 1.

1989 - CAROLINA THUNDERBIRDS - Scott Allen, John Devereaux, Jay Fraser, Jeff Greene, Bill Huard, Randy Irving, Michel Lanouette, Rick McCarthy, Blair McReynolds, Steve Plaskon, Scott Rettew, E.J. Sauer, John Torchetti, Nick Vitucci, Bob Wensley, Gary Willett and Brendan Watson (Coach)

Scores: April 1, at Johnstown - Johnstown 8, Carolina 1; April 2, at Johnstown - Johnstown 6, Carolina 1; April 5, at Carolina - Carolina 7, Johnstown 4; April 8, at Carolina - Carolina 5, Johnstown 3; April 9, at Carolina, Carolina 7, Johnstown 1; April 10, at Carolina - Johnstown 7, Carolina 4; April 12, at Johnstown - Carolina 7, Johnstown 4.

350 - Championship Standings

ALL-TIME ECHL CHAMPIONSHIP STANDINGS*(Ranked By Cup Wins)*

TEAMS	CUP WINS	YEARS	SERIES	WINS	LOSSES	GF	GA	PCT
Alaska	3	11	30	98	50	475	349	.662
Hampton Roads	3	11	22	55	39	352	305	.585
South Carolina	3	24	51	122	115	766	727	.515
Allen	2	4	11	41	26	222	187	.612
Cincinnati	2	11	27	82	68	412	389	.569
Colorado	2	7	13	41	31	221	218	.569
Toledo	2	19	37	89	80	533	536	.527
Idaho	2	15	29	73	77	394	402	.487
Greensboro Monarchs	1	6	15	36	26	216	215	.581
Atlantic City	1	4	9	22	16	118	94	.579
Winston-Salem	1	3	5	15	11	111	99	.577
Peoria	1	8	16	38	28	222	192	.576
Greenville Grrrowl	1	5	13	28	21	172	156	.571
Mississippi	1	8	16	36	27	197	180	.571
Richmond	1	9	18	39	32	257	231	.549
Florida	1	19	41	106	86	638	579	.552
Trenton	1	8	18	41	36	232	219	.532
Reading	1	13	25	65	62	354	344	.512
Charlotte	1	13	21	40	45	254	267	.471
Missouri	0	1	1	6	4	28	26	.600
Fort Wayne	0	5	12	38	29	203	179	.567
Columbia	0	5	10	24	20	117	112	.545
Cincinnati (1990-92)	0	2	4	7	6	65	43	.538
Tallahassee	0	3	7	15	13	79	88	.536
Louisiana	0	9	21	49	43	342	326	.533
Manchester	0	3	6	18	16	93	88	.529
Texas	0	2	4	10	9	57	53	.526
Adirondack	0	3	6	18	17	94	91	.514
Birmingham	0	5	10	18	17	153	131	.514
Las Vegas	0	10	20	53	51	307	278	.510
Stockton	0	8	16	43	42	251	270	.506
Pensacola	0	7	13	25	25	157	178	.500
Greensboro Generals	0	1	2	4	4	26	24	.500
Wheeling	0	14	28	69	69	410	440	.500
Brampton	0	1	2	6	6	23	30	.500
Atlanta	0	9	17	36	37	220	207	.493
Ontario	0	5	8	22	23	136	130	.489
Victoria	0	5	9	21	22	127	142	.488
Kalamazoo	0	7	12	29	32	188	196	.475
Nashville	0	5	8	16	18	123	142	.471
Raleigh	0	4	8	16	18	121	124	.471
Bakersfield	0	8	13	33	38	198	220	.465
Rapid City	0	1	1	6	7	32	44	.462
Pee Dee	0	6	12	24	28	156	171	.462
Louisville IceHawks	0	3	7	12	14	96	110	.462
Fresno	0	3	5	15	18	89	88	.455
Jacksonville Lizard Kings	0	2	5	9	11	83	89	.450
Greenville Swamp Rabbits	0	5	8	19	24	113	124	.442
Long Beach	0	2	3	6	8	44	45	.429
Roanoke Valley	0	1	1	3	4	18	28	.429
Orlando	0	4	5	12	16	69	88	.429
New Orleans	0	5	6	10	14	72	81	.417
Johnstown	0	13	21	30	43	235	255	.411
Dayton	0	13	21	34	49	240	276	.410
Jackson	0	3	5	6	9	36	50	.400
Roanoke	0	8	11	18	28	107	134	.391
Elmira	0	6	8	15	27	125	136	.386
Chesapeake	0	2	3	4	7	22	26	.364
Augusta	0	6	8	9	17	66	70	.346
Huntsville	0	1	1	1	2	18	28	.333
Arkansas	0	2	3	3	6	22	33	.333
Worcester	0	1	1	2	4	11	16	.333
Wichita	0	1	1	2	4	19	20	.333
Utah	0	11	17	26	53	206	262	.329
Erie	0	5	7	8	17	111	83	.320
Huntington	0	3	3	4	9	37	42	.308
Mobile	0	5	6	7	16	75	96	.304
Baton Rouge	0	3	4	3	7	25	38	.300
Quad City	0	3	3	4	12	34	45	.250
Columbus (Ohio)	0	5	7	6	18	74	101	.250
Knoxville	0	5	6	5	18	66	95	.217
San Francisco	0	1	1	1	4	11	20	.200
Tulsa	0	1	1	1	4	14	18	.200
Phoenix	0	1	1	0	4	9	16	.000
Louisville RiverFrogs	0	1	1	0	3	6	12	.000
Lexington	0	1	1	0	3	2	17	.000
San Diego	0	2	2	0	7	14	28	.000
Indt	0	1	1	0	4	9	14	.000

HENRY BRABHAM CUP



Beginning with the inaugural season in 1988-89, the Henry Brabham Cup is awarded annually to the regular-season point champion of the ECHL.

History: Named in recognition of Henry Brabham, a founding member of the ECHL, who was the first owner of the Erie Panthers. A former mayor and businessman who was a major force in professional hockey in Virginia for more than 15 years, Brabham worked tirelessly to establish the fledgling league. The ECHL is proud to recognize his hard work and dedication by naming its regular-season champion award in his honor.

YEAR	WINNER	COACH	RECORD	POINTS
2017-18	Florida	Brad Ralph	53-13-6	112
2016-17	Toledo	Dan Watson	51-17-4	106
2015-16	Missouri	Richard Matvichuk	52-15-5	109
2014-15	Toledo	Derek Lalonde	50-15-7	107
2013-14	Alaska	Rob Murray	45-19-7	97
2012-13	Alaska	Rob Murray	49-15-8	106
2011-12	Alaska	Rob Murray	43-18-11	97
2010-11	Alaska	Brent Thompson	47-22-3	97
2009-10	Idaho	Derek Laxdal	48-17-7	103
2008-09	Florida	Malcolm Cameron	49-17-5	103
2007-08	Cincinnati	Chuck Weber	55-12-5	115
2006-07	Las Vegas	Glen Gulutzan	46-12-14	106
2005-06	Alaska	Davis Payne	53-12-7	113
2004-05	Pensacola	Dave Farrish	51-16-5	107
2003-04	San Diego	Steve Martinson	49-13-10	108
2002-03	Toledo	Claude Noel	47-15-10	104
2001-02	Louisiana	Dave Farrish	56-12-4	116
2000-01	Trenton	Troy Ward	50-18-4	104
1999-00	Florida	Bob Ferguson	53-15-2	108
1998-99	Pee Dee	Jack Capuano	51-15-4	106
1997-98	Louisiana	Doug Shedden	43-17-10	96
1996-97	South Carolina	Rick Vaive	45-15-10	100
1995-96	Richmond	Roy Sommer	46-11-13	105
1994-95	Wheeling	Doug Sauter	46-17-5	97
1993-94	Knoxville	Barry Smith	44-18-6	94
1992-93	Wheeling	Doug Sauter	40-16-8	88
1991-92	Toledo	Chris McSorley	46-15-3	95
1990-91	Knoxville	Don Jackson	46-13-5	97
1989-90	Winston-Salem	Chris McSorley	38-16-6	82
1988-89	Erie	Ron Hansis	37-20-3	77

E.A. "BUD" GINGHER MEMORIAL TROPHY



The club that advances to the Kelly Cup Finals as the winner of the Eastern Conference Championship is presented with the E.A. "Bud" Gingher Memorial Trophy.

History: Named in recognition of E.A. "Bud" Gingher, who was Chairman of the ECHL Board of Governors from 1992-95. Gingher, who passed away in 2002, co-founded the Dayton Bombers in 1991 and owned the team for seven seasons, serving as President and Governor until selling the team in 1998. Beginning in 1997-98, the trophy was awarded to the playoff champion of the Northern Conference in the ECHL.

2017-18	Florida Everblades	2006-07	Dayton Bombers
2016-17	South Carolina Stingrays	2005-06	Gwinnett Gladiators
2015-16	Wheeling Nailers	2004-05	Florida Everblades
2014-15	South Carolina Stingrays	2003-04	Florida Everblades
2013-14	Cincinnati Cyclones	2002-03	Atlantic City Boardwalk Bullies
2012-13	Reading Royals	2001-02	Dayton Bombers
2011-12	Florida Everblades	2000-01	Trenton Titans
2010-11	Kalamazoo Wings	1999-00	Peoria Rivermen
2009-10	Cincinnati Cyclones	1998-99	Richmond Renegades
2008-09	South Carolina Stingrays	1997-98	Hampton Roads Admirals
2007-08	Cincinnati Cyclones		

BRUCE TAYLOR TROPHY



The club that advances to the Kelly Cup Finals as the winner of the Western Conference Championship is presented with the Bruce Taylor Trophy.

The trophy is named in recognition of Bruce Taylor, who was the founding father of the West Coast Hockey League. In the early 1990s, Taylor purchased teams in Fresno, Reno and Bakersfield and in 1995 joined them with teams in Anchorage, Fairbanks and San Diego to form the West Coast Hockey League. The Taylor Cup was presented to the playoff champion in the WCHL from the league's inaugural season in 1995-96 until the league ceased operations following the 2002-03 season. Taylor's ownership in hockey began in 1983 with the purchase of the Burnaby Bluehawks of the British Columbia Junior Hockey League and continued with the purchase of the Richmond Sockeyes in the BCJHL and the New Westminster Royals in the BCJHL.

History: Beginning in 1997-98, the trophy was awarded to the playoff champion of the Southern Conference in the ECHL. With the restructuring of the league divisional alignment beginning in 2003-04, the trophy was designated for the playoff champion of the Western Conference and in 2004-05, the winner of the National Conference.

2017-18	Colorado Eagles	2006-07	Idaho Steelheads
2016-17	Colorado Eagles	2005-06	Alaska Aces
2015-16	Allen Americans	2004-05	Trenton Titans
2014-15	Allen Americans	2003-04	Idaho Steelheads
2013-14	Alaska Aces	2002-03	Columbia Inferno
2012-13	Stockton Thunder	2001-02	Greenville Grrrowl
2011-12	Las Vegas Wranglers	2000-01	South Carolina Stingrays
2010-11	Alaska Aces	1999-00	Louisiana IceGators
2009-10	Idaho Steelheads	1998-99	Mississippi Sea Wolves
2008-09	Alaska Aces	1997-98	Pensacola Ice Pilots
2007-08	Las Vegas Wranglers		

PLAYOFFS MOST VALUABLE PLAYER



An annual award presented “to the most valuable player for his team in the playoffs.” Winner selected by the media and ECHL staff at the conclusion of the final game in the Kelly Cup Finals.

2018	Michael Joly, Colorado	2003	Kevin Colley, Atlantic City
2017	Matt Register, Colorado	2002	Simon Gamache and Tyrone Gamer, Greenville
2016	Chad Costello, Allen	2001	Dave Seitz, South Carolina
2015	Greger Hanson, Allen	2000	J.F Boutin and Jason Christie, Peoria
2014	Rob Madore, Cincinnati	1999	Travis Scott, Mississippi
2013	Riley Gill, Reading	1998	Sebastien Charpentier, Hampton Roads
2012	John Muse, Florida	1997	Jason Fitzsimmons, South Carolina
2011	Scott Howes, Alaska	1996	Nick Vitucci, Charlotte
2010	Jeremy Smith and Robert Mayer, Cincinnati	1995	Blaine Moore, Richmond
2009	James Reimer, South Carolina	1994	Dave Gagnon, Toledo
2008	Cedrick Desjardins, Cincinnati	1993	Rick Judson, Toledo
2007	Steve Silverthorn, Idaho	1992	Mark Bernard, Hampton Roads
2006	Mike Scott, Alaska	1991	Dave Flanagan and Dave Gagnon, Hampton Roads
2005	Leon Hayward, Trenton	1990	Wade Flaherty, Greensboro
2004	Dan Ellis, Idaho	1989	Nick Vitucci, Carolina

TEAM POSTSEASON RECORDS

Greenville Swamp Rabbits totals include Johnstown Chiefs, 1989, 1991-95, 2000-02, 2004, 2006-08
 Adirondack Thunder totals include Cincinnati Cyclones, 1990-92; Birmingham Bulls, 1992-2001; A.C. Boardwalk Bullies, 2001-05; Stockton Thunder, 2005-15
 Toledo Walleye totals include Toledo Storm, 1992-00, 2001, 2003, 2005-07, 2010
 Utah Grizzlies totals include Virginia Lancers, 1989-90; Roanoke Valley Rebels/Rampage, 1991-92; Tallahassee Tiger Sharks, 1994-01; Lexington Men O' War, 2003.
 Reading Royals totals include Columbus Chill, 1991-99
 Victoria Salmon Kings totals include Erie Panthers, 1988-96; Baton Rouge Kingfish, 1996-03
 Wheeling Nailers totals include Carolina Thunderbirds, 1988-89; Winston-Salem Thunderbirds, 1989-92

POSTSEASON APPEARANCES

MOST KELLY CUP - RILEY CUP CHAMPIONSHIPS

- 3 - Alaska Aces (2006, 2011, 2014)
 - South Carolina Stingrays (1997, 2001, 2009)
 - Hampton Roads Admirals (1991, 1992, 1998)
- 2 - Colorado Eagles (2017, 2018)
 - Allen Americans (2015, 2016)
 - Cincinnati Cyclones (2008, 2010)
 - Idaho Steelheads (2004, 2007)
 - Toledo Storm (1993, 1994)

MOST FINAL SERIES APPEARANCES

- 5 - South Carolina Stingrays (1997, 2001, 2009, 2015, 2017)
- 4 - Florida Everblades (2004, 2005, 2012, 2018)
 - Wheeling Nailers (1989, 1990, 1993, 2016)
 - Alaska Aces (2006, 2009, 2011, 2014)
- 3 - Cincinnati Cyclones (2008, 2010, 2014)
 - Greensboro Monarchs (1990, 1991, 1995)
 - Hampton Roads Admirals (1991, 1992, 1998)
 - Idaho Steelheads (2004, 2007, 2010)
- 2 - Allen Americans (2015, 2016)
 - Las Vegas Wranglers (2008, 2012)
 - Dayton Bombers (2002, 2007)
 - Trenton Titans (2001, 2005)
 - Jacksonville Lizard Kings (1992, 1996)
 - Louisiana IceGators (1997, 2000)
 - Richmond Renegades (1995, 1999)
 - Toledo Storm (1993, 1994)

MOST YEARS IN PLAYOFFS

- 24 - South Carolina Stingrays (1994-2006, 2008-18)
- 19 - Toledo Walleye (1992-00, 2001, 2003, 2005-07, 2010, 2013, 2015-18)
 - Florida Everblades (1999-2013, 2015-18)
- 18 - Greenville Swamp Rabbits (1989, 1991-95, 2000-02, 2004, 2006-08, 2011-14, 2017)
- 17 - Wheeling Nailers (1989-90, 1992-98, 2004, 2006, 2009, 2011-12, 2014-16)
- 15 - Idaho Steelheads (2004-18)

MOST CONSECUTIVE YEARS QUALIFYING FOR PLAYOFFS

- 15 - Idaho Steelheads (2004-18)
 - Florida Everblades (1999-2013)
- 13 - South Carolina Stingrays (1994-2006)
- 11 - Alaska Aces (2004-14)
 - Roanoke Express (1994-2004)
 - Dayton Bombers (1992-2002)
 - Hampton Roads Admirals (1990-2000)

GAMES PLAYED

MOST PLAYOFF GAMES

- 237 - South Carolina Stingrays
- 205 - Adirondack Thunder
- 192 - Florida Everblades
- 169 - Toledo Walleye
- 164 - Wheeling Nailers

354 - Postseason Records**TEAM WINS****MOST PLAYOFF WINS**

122 - South Carolina Stingrays
 108 - Adirondack Thunder
 106 - Florida Everblades
 98 - Alaska Aces
 89 - Toledo Walleye

HIGHEST PLAYOFF WINNING PERCENTAGE

.662 - Alaska Aces (98-50)
 .612 - Allen Americans (41-26)
 .600 - Kansas City Mavericks (6-4)
 .585 - Hampton Roads Admirals (55-39)
 .581 - Greensboro Monarchs (36-25)

MOST HOME PLAYOFF WINS

71 - South Carolina Stingrays
 63 - Adirondack Thunder
 58 - Toledo Walleye
 57 - Florida Everblades
 47 - Alaska Aces

HIGHEST HOME PLAYOFF WINNING PERCENTAGE

.759 - Greensboro Monarchs (22-7)
 .714 - Columbia Inferno (15-6)
 .708 - Hampton Roads Admirals (34-14)
 .694 - Richmond Renegades (25-11)
 .677 - Fort Wayne Komets (21-10)

MOST ROAD PLAYOFF WINS

51 - South Carolina Stingrays
 - Alaska Aces
 49 - Florida Everblades
 45 - Adirondack Thunder
 44 - Cincinnati Cyclones

HIGHEST ROAD PLAYOFF WINNING PERCENTAGE

.750 - Greensboro Generals (3-1)
 .671 - Alaska Aces (51-25)
 .667 - Wichita Thunder (2-1)
 .625 - Allen Americans (20-12)
 .600 - Kansas City Mavericks (3-2)

DOWN 3-1 IN KELLY CUP PLAYOFFS

- Idaho vs. Allen - 2018 Mountain Division Semifinals (Idaho trailed 0-3)
 Idaho won Game 4 (2-1 at Allen), Game 5 (2-1 at Allen), Game 6 (6-3 at home) and Game 7 (4-1 at home)
- Florida vs. Orlando - 2017 South Division Semifinals
 Florida won Game 5 (5-1 at Orlando), Game 6 (6-4 at home) and Game 7 (7-4 at home)
- Allen vs. Ontario - 2015 Western Conference Finals
 Allen won Game 5 (6-2 at Ontario), Game 6 (2-1 at home) and Game 7 (3-1 at home)
- Cincinnati vs. Reading - 2010 American Conference Finals (Cincinnati trailed 0-3)
 Cincinnati won Game 4 (6-4 at Reading), Game 5 (5-0 at Reading), Game 6 (6-3 at home) and Game 7 (1-0 at home)
- Dayton vs. Cincinnati - 2007 North Division Finals
 Dayton won Game 5 (6-2 at Cincinnati), Game 6 (3-0 at home) and Game 7 (5-3 at home)
- Las Vegas vs. Idaho - 2006 West Division Semifinals
 Las Vegas won Game 5 (5-2 at Idaho), Game 6 (6-0 at home) and Game 7 (6-2 at home)
- Mississippi vs. Richmond - 1999 Kelly Cup Finals
 Mississippi won Game 5 (2-0 at home), Game 6 (7-3 at Richmond) and Game 7 (4-3 in double overtime at home)

TEAM LOSSES

MOST PLAYOFF LOSSES

- 115 - South Carolina Stingrays
- 97 - Adirondack Thunder
- 86 - Florida Everblades
- 81 - Idaho Steelheads

LOWEST PLAYOFF WINNING PERCENTAGE

- .000 - San Diego Gulls (0-7)
 - Phoenix RoadRunners (0-4)
 - Indy Fuel (0-4)
- .200 - San Francisco Bulls (1-4)
 - Tulsa Oilers (1-4)

MOST HOME PLAYOFF LOSSES

- 52 - South Carolina Stingrays
- 45 - Adirondack Thunder
 - Idaho Steelheads
- 43 - Florida Everblades

LOWEST HOME PLAYOFF WINNING PERCENTAGE

- .000 - San Diego Gulls (0-4)
 - Phoenix RoadRunners (0-2)
 - San Francisco Bulls (0-3)
 - Wichita Thunder (0-3)
 - Indy Fuel (0-2)

MOST ROAD PLAYOFF LOSSES

- 63 - South Carolina Stingrays
- 52 - Adirondack Thunder
- 47 - Toledo Walleye
- 45 - Reading Royals
- 44 - Wheeling Nailers

LOWEST ROAD PLAYOFF WINNING PERCENTAGE

- .000 - San Diego Gulls (0-3)
 - Phoenix RoadRunners (0-2)
 - Tulsa Oilers (0-3)
 - Indy Fuel (0-2)
- .125 - Quad City Mallards (1-7)

FEWEST LOSSES

FEWEST PLAYOFF LOSSES, ONE PLAYOFF YEAR

- 1 - Alaska Aces, 2011
- 2 - Toledo Storm, 1994
 - Hampton Roads Admirals, 1992
 - Greensboro Monarchs, 1990

PLAYOFF WINNING STREAKS

LONGEST PLAYOFF WINNING STREAK

- 11 - Colorado Eagles, 2017 (8 games) and 2018 (3 games)
 - Richmond Renegades, 1999
- 10 - Alaska Aces, 2011
- 9 - Columbia Inferno, 2003
 - Toledo Storm, 1994
- 8 - five times, most recent:
 - Reading Royals, 2010

PLAYOFF LOSING STREAKS

LONGEST PLAYOFF LOSING STREAK

- 12 - Utah Grizzlies, 2011 (4 games), 2012 (3 games), 2013 (4 games), 2014 (1 game)
- 9 - Quad City Mallards, 2015 (2 games), 2016 (4 games), 2017 (3 games)
- South Carolina Stingrays, 2012 (1 game), 2013 (4 games), 2014 (4 games)
- 8 - four times, most recent:
South Carolina Stingrays, 2017 (4 games) and 2018 (4 games)

MOST GOALS IN A SERIES, ONE TEAM

MOST GOALS, ONE TEAM, TWO-GAME SERIES

- 15 - Cincinnati Cyclones vs. Johnstown, 1992
- 12 - Raleigh IceCaps vs. Roanoke, 1994
- Hampton Roads Admirals vs. Richmond, 1992
- 11 - South Carolina Stingrays vs. Baton Rouge, 2000
- Trenton Titans vs. Johnstown, 2007

MOST GOALS, ONE TEAM, THREE-GAME SERIES

- 25 - Richmond Renegades vs. Columbus (Ohio), 1995
- 23 - Peoria Rivermen vs. Wheeling, 1997
- 22 - Richmond Renegades vs. Hampton Roads, 1996

MOST GOALS, ONE TEAM, FOUR-GAME SERIES

- 28 - Johnstown Chiefs vs. Knoxville, 1989
- 25 - Charlotte Checkers vs. Jacksonville, 1996
- 23 - Toledo Storm vs. Erie, 1993
- Stockton Thunder vs. Alaska, 2010
- Kalamazoo Wings vs. Reading, 2011

MOST GOALS, ONE TEAM, FIVE-GAME SERIES

- 27 - Las Vegas Wranglers vs. Alaska, 2008
- South Carolina Stingrays vs. Louisiana, 1997
- 26 - Jacksonville Lizard Kings vs. Louisiana, 1996
- Greensboro Monarchs vs. Dayton, 1995
- Winston-Salem Thunderbirds vs. Nashville, 1990

MOST GOALS, ONE TEAM, SIX-GAME SERIES

- 32 - Toledo Storm vs. Nashville, 1993
- 30 - Pensacola Ice Pilots vs. Louisiana, 1998
- 28 - Alaska Aces vs. Victoria, 2007
- Toledo Storm vs. Wheeling, 1993
- Wheeling Thunderbirds vs. Toledo, 1993

MOST GOALS, ONE TEAM, SEVEN-GAME SERIES

- 33 - Johnstown Chiefs vs. Carolina, 1989
- 32 - Carolina Thunderbirds vs. Johnstown, 1989
- 28 - Ontario Reign vs. Stockton, 2009
- Greensboro Monarchs vs. Roanoke Valley, 1992

FEWEST GOALS IN A SERIES, ONE TEAM

FEWEST GOALS, ONE TEAM, TWO-GAME SERIES

- 1 - Dayton Bombers vs. Johnstown, 2008
- 2 - Augusta Lynx vs. Baton Rouge, 1999
- Johnstown Chiefs vs. Cincinnati, 1992
- 3 - Augusta Lynx vs. Charlotte, 2007
- Nashville Knights vs. Wheeling, 1994

FEWEST GOALS, ONE TEAM, THREE-GAME SERIES

- 2 - Charlotte Checkers vs. Gwinnett, 2008
- Arkansas RiverBlades vs. Louisiana, 2003
- Lexington Men O' War vs. Toledo, 2003
- Cincinnati Cyclones vs. Dayton, 2002
- Richmond Renegades vs. Trenton, 2000
- 3 - Trenton Titans vs. Dayton, 2007
- Pee Dee Pride vs. Columbia, 2003
- Pensacola Ice Pilots vs. Mississippi, 2003
- Jackson Bandits vs. Mississippi, 2002

FEWEST GOALS, ONE TEAM, FOUR-GAME SERIES

- 2 - Idaho Steelheads vs. Alaska, 2011
- 3 - four times, most recent:
South Carolina Stingrays vs. Orlando, 2018
- 4 - five times, most recent:
Idaho Steelheads vs. Colorado, 2018

FEWEST GOALS, ONE TEAM, FIVE-GAME SERIES

- 4 - Greenville Road Warriors vs. Reading, 2013
- 5 - Peoria Rivermen vs. Johnstown, 2002
- 7 - six times, most recent:
Utah Grizzlies vs. Bakersfield, 2014

FEWEST GOALS, ONE TEAM, SIX-GAME SERIES

- 8 - Las Vegas Wranglers vs. Cincinnati, 2008
- 9 - Reading Royals vs. Brampton, 2017
- 10 - Cincinnati Cyclones vs. Alaska, 2014
- 11 - four times, most recent:
Worcester Railers vs. Adirondack, 2018

FEWEST GOALS, ONE TEAM, SEVEN-GAME SERIES

- 13 - Rapid City Rush vs. Quad City, 2015
- 14 - Cincinnati Cyclones vs. Fort Wayne, 2016
- Adirondack Thunder vs. South Carolina, 2016
- 15 - Fort Wayne Komets vs. Toledo, 2015
- Quad City Mallards vs. Rapid City, 2015
- Alaska Aces vs. South Carolina, 2009

MOST GOALS IN A SERIES, BOTH TEAMS**MOST GOALS, BOTH TEAMS, TWO-GAME SERIES**

- 18 - Johnstown Chiefs vs. Trenton, 2007
- 17 - Baton Rouge Kingfish vs. South Carolina, 2000
- Cincinnati Cyclones vs. Johnstown, 1992
- 16 - New Orleans Brass vs. Jacksonville, 1999
- Raleigh IceCaps vs. Roanoke, 1994
- Hampton Roads Admirals vs. Richmond, 1992

MOST GOALS, BOTH TEAMS, THREE-GAME SERIES

- 38 - Columbus Chill vs. Richmond, 1995
- 35 - Peoria Rivermen vs. Wheeling, 1997
- 34 - Hampton Roads Admirals vs. Richmond, 1996

MOST GOALS, BOTH TEAMS, FOUR-GAME SERIES

- 40 - Jacksonville Lizard Kings vs. Richmond Renegades, 1996
- 39 - Florida Everblades vs. Gwinnett Gladiators, 2006
- Erie Panthers vs. Toledo Storm, 1993
- Cincinnati Cyclones vs. Louisville IceHawks, 1992
- 38 - Kalamazoo Wings vs. Reading Royals, 2011
- Stockton Thunder vs. Alaska Aces, 2010
- 37 - Birmingham Bulls vs. Raleigh IceCaps, 1994

*358 - Postseason Records***MOST GOALS, BOTH TEAMS, FIVE-GAME SERIES**

- 48 - Hampton Roads Admirals vs. South Carolina Stingrays, 1997
- Greensboro Monarchs vs. Nashville Knights, 1995
- 47 - Birmingham Bulls vs. Louisiana IceGators, 1997
- Jacksonville Lizard Kings vs. Louisiana IceGators, 1996
- 46 - Erie Panthers vs. Hampton Roads Admirals, 1990

MOST GOALS, BOTH TEAMS, SIX-GAME SERIES

- 56 - Toledo Storm vs. Wheeling Thunderbirds, 1993
- 51 - Nashville Knights vs. Toledo Storm, 1993
- 50 - Louisiana IceGators vs. Pensacola Ice Pilots, 1998

MOST GOALS, BOTH TEAMS, SEVEN-GAME SERIES

- 65 - Carolina Thunderbirds vs. Johnstown Chiefs, 1989
- 55 - Stockton Thunder vs. Ontario Reign, 2009
- 51 - Bakersfield Condors vs. Long Beach Ice Dogs, 2006

FEWEST GOALS IN A SERIES, BOTH TEAMS**FEWEST GOALS, BOTH TEAMS, TWO-GAME SERIES**

- 8 - Charlotte Checkers vs. Augusta Lynx, 2007
- Greenville Grrrowl vs. Augusta Lynx, 2006
- Baton Rouge Kingfish vs. Augusta Lynx, 1999
- 9 - Johnstown Chiefs vs. Dayton Bombers, 2008

FEWEST GOALS, BOTH TEAMS, THREE-GAME SERIES

- 9 - Arkansas RiverBlades vs. Louisiana IceGators, 2003
- Cincinnati Cyclones vs. Dayton Bombers, 2002
- 11 - Trenton Titans vs. Dayton Bombers, 2007
- Richmond Renegades vs. Trenton Titans, 2000
- 12 - Gwinnett Gladiators vs. Charlotte Checkers, 2008

FEWEST GOALS, BOTH TEAMS, FOUR-GAME SERIES

- 9 - Chesapeake Icebreakers vs. Roanoke Express, 1999
- 11 - Orlando Solar Bears vs. South Carolina Stingrays, 2018
- Reading Royals vs. Toledo Storm, 2005
- 13 - Alaska Aces vs. Idaho Steelheads, 2011
- 15 - Colorado Eagles vs. Idaho Steelheads, 2018
- Wheeling Nailers vs. South Carolina Stingrays, 2014
- Cincinnati Cyclones vs. Toledo Storm, 2003

FEWEST GOALS, BOTH TEAMS, FIVE-GAME SERIES

- 19 - Johnstown Chiefs vs. Peoria Rivermen, 2002
- Reading Royals vs. Greenville Road Warriors, 2013
- 20 - Columbia Inferno vs. Atlantic City Boardwalk Bullies, 2003
- Las Vegas Wranglers vs. Alaska Aces, 2012
- 21 - Bakersfield Condors vs. Utah Grizzlies, 2014
- Idaho Steelheads vs. Cincinnati Cyclones, 2010

FEWEST GOALS, BOTH TEAMS, SIX-GAME SERIES

- 21 - Brampton Beast vs. Reading Royals, 2017
- 23 - Las Vegas Wranglers vs. Cincinnati Cyclones, 2008
- 26 - Las Vegas Wranglers vs. Idaho Steelheads, 2007
- 27 - four times, most recent:
Adirondack Thunder vs. Worcester Railers, 2018

FEWEST GOALS, BOTH TEAMS, SEVEN-GAME SERIES

- 28 - Rapid City Rush vs. Quad City Mallards, 2015
- 33 - Alaska Aces vs. Fresno Falcons, 2006
- 35 - Allen Americans vs. Idaho Steelheads, 2016
- South Carolina Stingrays vs. Adirondack Thunder, 2016
- Toledo Walleye vs. Wheeling Nailers, 2015

MOST GOALS IN A GAME OR PERIOD

MOST GOALS, ONE TEAM, ONE GAME

- 11 - Dayton Bombers, Apr. 1, 1995, vs. Greensboro
- 10 - several teams, most recent:
 - Peoria Rivermen, Apr. 28, 1997, vs. Louisiana
- 9 - several teams, most recent:
 - Cincinnati Cyclones, Apr. 21, 2010, vs. Charlotte

MOST GOALS, ONE TEAM, ONE PERIOD

- 6 - seven teams, most recent:
 - Wheeling Nailers, May 9, 2016 vs. Reading Royals (3rd period)
- 5 - several teams, most recent:
 - Adirondack Thunder, May 1, 2018 vs. Manchester Monarchs (2nd period)

MOST GOALS, BOTH TEAMS, ONE GAME

- 17 - Richmond Renegades (9) vs. Columbus (Ohio) (8) 2 OT, Mar. 25, 1995
- 15 - Louisiana IceGators (8) vs. New Orleans (7) 2 OT, Apr. 6, 2001
 - Louisiana IceGators (8) vs. Mobile (7) 2 OT, Apr. 4, 1998
 - Erie Panthers (9) vs. Toledo (6), Mar. 24, 1993
- 14 - several teams, most recent:
 - Cincinnati Cyclones (9) vs. Charlotte (5), Apr. 21, 2010

LARGEST WINNING MARGIN

- 11 - Dayton Bombers (11) vs. Greensboro (0), Apr. 1, 1995
- 10 - Hampton Roads Admirals (10) vs. Johnstown (0), Mar. 29, 1991
- 9 - Richmond Renegades (9) vs. Hampton Roads (0), Apr. 9, 1999

POWER-PLAY AND SHORTHANDED GOALS

MOST SHORTHANDED GOALS, TEAM

- 9 - Alaska, 2006
- 6 - Wheeling, 1993
- 5 - 12 times, most recent: Colorado and Florida, 2018

MOST POWER-PLAY GOALS, TEAM

- 36 - South Carolina, 1997
- 31 - Toledo, 1993
- 28 - Allen, 2016
 - South Carolina, 2001

SHOTS ON GOAL

MOST SHOTS ON GOAL, BOTH TEAMS, ONE GAME

- 151 - Colorado Eagles (85) vs. Idaho Steelheads (66), Apr. 28, 2014 (4 OT)
- 145 - Trenton Devils (75) vs. Elmira Jackals (70), Apr. 10, 2009 (4 OT)
- 139 - Louisiana IceGators (82) vs. Jackson Bandits (57), Apr. 5, 2002 (3 OT)
- 138 - Louisiana IceGators (85) vs. Pensacola Ice Pilots (53), Apr. 14, 2004 (2 OT)
- 134 - Greensboro Monarchs (67) vs. Winston-Salem Thunderbirds (67), Apr. 4, 1990 (2 OT)

MOST SHOTS ON GOAL, ONE TEAM, OVERTIME GAME

- 85 - Colorado Eagles, Apr. 28, 2014 vs. Idaho (4 OT)
 - Louisiana IceGators, Apr. 14, 2004 vs Pensacola (2 OT)
- 82 - Louisiana IceGators, Apr. 5, 2002 vs. Jackson (3 OT)
- 78 - Richmond Renegades, Mar. 25, 1995 vs. Columbus (Ohio) (2 OT)

MOST SHOTS ON GOAL, ONE TEAM, REGULATION GAME

- 65 - Peoria Rivermen, Apr. 2, 1997 vs. Wheeling
- 60 - Bakersfield Condors, Apr. 13, 2007 vs. Fresno
 - Dayton Bombers, Mar. 24, 1995 vs. Huntington
 - Greensboro Monarchs, Mar. 28, 1992 vs. Roanoke Valley
- 59 - Atlantic City Boardwalk Bullies, Apr. 16, 2003 at Greensboro

360 - Postseason Records**MOST SHOTS ON GOAL, ONE TEAM, ONE PERIOD**

- 29 - Dayton Bombers, Mar. 24, 1995 vs. Huntington
- 28 - Gwinnett Gladiators, May 8, 2006 vs. Toledo
 - Peoria Rivermen, Apr. 2, 1998 vs. Wheeling
- 27 - New Orleans Brass, Apr. 3, 2001 vs. Augusta

FEWEST SHOTS ON GOAL, ONE TEAM, ONE GAME

- 11 - Bakersfield Condors, May 25, 2014 vs. Alaska
 - Roanoke Express, Apr. 2, 1995 vs. Richmond
- 12 - Toledo Walleye, May 17, 2017 at Colorado
 - Toledo Storm, Apr. 23, 2001 vs. Trenton
- 13 - Johnstown Chiefs, Apr. 7, 2001 vs. Trenton

FEWEST SHOTS ON GOAL, ONE TEAM, ONE PERIOD

- 1 - several teams, most recent:
Stockton Thunder, Apr. 15, 2009 vs. Ontario (first period)
- 2 - several teams, most recent:
Alaska Aces, May 20, 2011 vs. Kalamazoo (third period)

FASTEST GOALS**FASTEST THREE GOALS, BOTH TEAMS**

- 37 seconds - Tom Nemeth, Dayton (4:22), Andrew Shier, Richmond (4:31)
and Scott Burfoot, Richmond (4:59 of 2nd period), Richmond vs.
Dayton, Apr. 3, 1997

FASTEST THREE GOALS, ONE TEAM

- 29 seconds - Dean Strong (6:00), Justin Taylor (6:12) and Justin Taylor
(6:29 of 1st period), Kalamazoo vs. Reading, Apr. 16, 2011

FASTEST TWO GOALS, ONE TEAM

- 8 seconds - Scott Gruhl (12:37) and Blaine Moore (12:45 of second period),
Richmond vs. Tallahassee, Apr. 12, 1995

FASTEST OVERTIME GOAL

- 11 seconds - Mark Derlago, Bakersfield vs. Las Vegas, Apr. 18, 2009
- Josh Aspenlind, Victoria vs. Utah, Apr. 20, 2011

OVERTIME**LONGEST OVERTIME PLAYOFF GAMES**

- 137:18 - Colorado Eagles at Idaho Steelheads, April 28, 2014
(Idaho won 3-2 at 17:18 of the fourth overtime)
- 126:10 - Elmira Jackals at Trenton Devils, April 10, 2009
(Elmira won 5-4 at 6:10 of the fourth overtime)
- 124:19 - South Carolina Stingrays at Gwinnett Gladiators, April 6, 2012
(South Carolina won 4-3 at 4:19 of the fourth overtime)
- 121:24 - Louisiana IceGators at Greenville Grrrowl, May 5, 2000
(Greenville won 3-2 at 1:24 of the fourth overtime)
- 115:19 - Jackson Bandits at Louisiana IceGators, April 5, 2002
(Jackson won 5-4 at 15:19 of the third overtime)

MOST OVERTIME GAMES, ONE PLAYOFF YEAR

- 26 - 2008 - Of 90 games played, 26 went into overtime
- 24 - 2013 - Of 83 games played, 24 went into overtime
- 21 - 2018 - Of 80 games played, 21 went into overtime
- 20 - three times, most recent: 2015 - Of 95 games played, 20 went into overtime

FEWEST OVERTIME GAMES, ONE PLAYOFF YEAR

- 1 - 1989 - Of 15 games played, 1 went into overtime
- 3 - 1990 - Of 21 games played, 3 went into overtime
- 4 - 1991 - Of 30 games played, 4 went into overtime

MOST OVERTIME GAMES, ONE SERIES

- 4 - South Carolina vs. Toledo, 2015
(South Carolina won best-of-seven Eastern Conference Finals 4-3)
- Hampton Roads vs. Raleigh, 1993
(Raleigh won first round best-of-five series 3-1)
- 3 - 26 times, most recent:
Colorado vs. Fort Wayne, 2018
(Colorado won best-of-seven Western Conference Finals 4-3)

MOST OVERTIME WINS, ONE TEAM, ONE PLAYOFF YEAR

- 7 - Colorado Eagles, 2018
- 6 - Colorado Eagles, 2017
- 5 - six times, most recent:
Idaho Steelheads, 2013
Reading Royals, 2013
Stockton Thunder, 2013
- 4 - 12 times, most recent:
Wheeling Nailers, 2016
Allen Americans, 2016

TEAM PENALTY MINUTES**MOST PENALTY MINUTES, BOTH TEAMS, ONE SERIES (SINCE 1991-92)**

- 532 - Erie Panthers (268) vs. Toledo (264), 1993
- 523 - Louisiana IceGators (355) vs. Pensacola (168), 1998
- 501 - Greensboro Monarchs (265) vs. Roanoke Valley (236), 1992

MOST PENALTY MINUTES, ONE TEAM, ONE SERIES (SINCE 1991-92)

- 355 - Louisiana IceGators vs. Pensacola, 1998
- 300 - Toledo Storm vs. Louisville, 1992
- 276 - Greensboro Monarchs vs. Dayton, 1995

MOST PENALTY MINUTES, BOTH TEAMS, ONE GAME

- 244 - Toledo Storm (124) vs. Erie (120), Mar. 22, 1993
- 243 - Richmond Renegades (138) vs. Winston-Salem (105), Mar. 24, 1992
- 240 - Dayton Bombers (154) vs. Toledo (86), Mar. 29, 1996

MOST PENALTY MINUTES, ONE TEAM, ONE GAME

- 168 - Louisiana IceGators vs. Pensacola, Apr. 30, 1998
- 155 - Greensboro Monarchs vs. Dayton, Apr. 1, 1995
- 154 - Dayton Bombers vs. Toledo, Mar. 29, 1996

FEWEST PENALTY MINUTES, BOTH TEAMS, ONE GAME

- 0 - Stockton Thunder (0) vs. Las Vegas Wranglers (0), Apr. 22, 2008
- 2 - Tallahassee Tiger Sharks (0) vs. Raleigh IceCaps (2), Mar. 30, 1996
- 4 - Colorado Eagles (0) at Allen Americans (4), May 9, 2017
- Reading Royals (2) vs. Florida Everblades (2), Apr. 28, 2010
- 6 - Stockton Thunder (6) vs. Las Vegas Wranglers (0), Apr. 14, 2013
- Tallahassee Tiger Sharks (2) vs. Raleigh IceCaps (4), Mar. 29, 1996

FEWEST PENALTY MINUTES, ONE TEAM, ONE GAME

- 0 - eight times, most recent:
Colorado Eagles, May 9, 2017 at Allen
Brampton Beast, April 27, 2017 vs. Manchester
- 2 - 19 times, most recent:
Wheeling Nailers, May 7, 2016 at Reading
- 4 - 30 times, most recent:
Florida Everblades, June 9, 2018 vs. Colorado

362 - Postseason Records

Overtime Postseason Games Over 100 Minutes

Date	Location	Series	Score	Scorer	Length	Series Winner
April 28, 2014	Idaho	CQF	IDH, 3, COL 2	David de Kastrozza	137:18	IDH
April 10, 2009	Trenton	DSF	ELM 5, TRE 4	Josh Aspenlind	126:10	ELM
April 6, 2012	Gwinnett	CQF	SC 4, GWT 3	Zach Tarkir	124:19	SC
May 5, 2000	Greenville	CF	GRV 3, LA 2	Martin Masa	121:24	LA
April 5, 2002	Louisiana	DSF	JCK 5, LA 4	Bogdan Rudenko	115:19	JCK
May 2, 2006	Alaska	DF	AK 4, LV 3	Cam Keith	113:30	AK
April 13, 1999	Mississippi	CQF	MIS 4, SC 3	Kevin Hilton	110:37	MIS
April 6, 2011	Las Vegas	CQF	IDH 3, LV 2	Dustin Friesen	108:13	IDH
May 7, 2018	Manchester	DF	ADK 3, MAN 2	Mathieu Brodeur	108:08	ADK
May 2, 1999	Pee Dee	CF	PD 4, MIS 3	Rick Bennett	106:30	MIS
April 14, 2008	Fresno	CQF	UTA 4, FRE 3	Justin Bourne	106:23	UTA
April 9, 1991	Greensboro	Finals	HRD 2, GBM 1	Dave Flanagan	105:47	HRD
May 6, 2015	South Carolina	DF	FLA 2, SC 1	Corey Trivino	105:38	SC
May 27, 2015	Toledo	CF	SC 1, TOL 0	Joe Devin	105:35	SC
May 5, 2016	Reading	CSF	WHL 2, REA 1	Cody Wydo	104:22	WHL
April 26, 2014	Greenville	CQF	GRN 4, KAL 3	Kyle Jean	104:02	GRN
April 22, 1998	Wheeling	CF	HRD 4, WHL 3	Dan Ceman	103:39	HRD
May 19, 2017	Colorado	CF	COL 5, TOL 4	Matt Garbowski	103:07	COL
April 17, 2016	Colorado	CQF	COL 5, UTA 4	Darryl Bootland	102:31	UTA
April 2, 1997	Hampton Roads	1st	HRD 4, RNK 3	Alain Savage	101:31	HRD
May 8, 2007	Florida	CF	DAY 4, FLA 3	Brad Farynuk	101:23	DAY
May 5, 2010	Stockton	CF	STK 1, IDH 0	Ryan Constant	100:36	IDH

INDIVIDUAL POSTSEASON RECORDS**GAMES****MOST PLAYOFF GAMES**

- 104 - Scott Burt, Toledo, Idaho, Utah, Alaska, 1998-99, 2003-09, 2011
- 102 - Chris Valicevic, Louisiana, Greensboro, 1994-02
- 100 - Matt Register, Ontario, Allen, Colorado, 2013-18
- 93 - Mathieu Aubin, Cincinnati, Utah, 2007-08, 2010-11, 2013, 2015, 2017
- Jay Murphy, Louisiana, Richmond, Greensboro, 1995-03

GOALS**MOST GOALS IN PLAYOFFS, CAREER**

- 50 - Phil Berger, Charlotte, Greensboro, 1990-96
- Jay Murphy, Louisiana, Richmond, Greensboro, 1995-03
- 39 - Rod Taylor, Hampton Roads, Richmond, Roanoke, 1992-02
- 36 - Wes Goldie, Pee Dee, Victoria, Alaska, 2000-03, 2007-12
- 34 - Mike Scott, Atlantic City, Mississippi, Alaska, 2001-07
- 33 - Mark Deazeley, Toledo, Tallahassee, 1993-94, 1996-99

MOST GOALS, ONE PLAYOFF YEAR

- 17 - J.F. Boutin, Peoria, 2000
- Blaine Moore, Richmond, 1995
- 16 - Mark Deazeley, Toledo, 1994
- Rod Taylor, Hampton Roads, 1992
- Dave Flanagan, Hampton Roads, 1991
- 15 - Greger Hanson, Allen, 2016
- Andrew Rowe, South Carolina, 2015
- Simon Gamache, Greenville, 2002

MOST GOALS IN FINAL SERIES

- 7 - Mark Deazeley, Toledo vs. Raleigh, 1994
- Devin Edgerton, Wheeling vs. Toledo, 1993
- Rob Hrytsak, Johnstown vs. Carolina, 1989
- 6 - Gary Steffes, Allen, 2016
- Maxime Lacroix, South Carolina vs. Alaska, 2009
- Mike Ross, South Carolina vs. Louisiana, 1997
- Greg Puhalski, Toledo vs. Wheeling, 1993
- Darren Schwartz, Wheeling vs. Toledo, 1993
- Rod Taylor, Hampton Roads vs. Louisville, 1992

MOST GOALS, ONE GAME

- 4 - seven players, most recent:
C.J. Stretch, Ontario, Apr. 3, 2013 vs. Utah
- 3 - 131 players, most recent:
- Michael Joly, Colorado, May 12, 2018 vs. Fort Wayne
- Nick Saracino, Worcester, Apr. 21, 2018 at Adirondack

MOST POWER-PLAY GOALS, ONE PLAYOFF YEAR

- 9 - Chris Minard, Alaska, 2006
- 8 - Greger Hanson, Allen, 2016
- Kevin Colley, Atlantic City, 2003
- 7 - Jason Cipolla, South Carolina, 1997
Chris Hynes, South Carolina, 1997
Mark Deazeley, Toledo, 1994
Sheldon Gorski, Louisville, 1992

MOST SHORTHANDED GOALS, ONE PLAYOFF YEAR

- 3 - Brock Hooton, Reading, 2008
Joe Bianchi, Richmond, 1999
Jay Murphy, Louisiana, 2000
Scott Borders, Bakersfield, 2006
Mike Ross, South Carolina, 1997

ASSISTS**MOST ASSISTS IN PLAYOFFS, CAREER**

- 69 - John Spoltore, Louisiana, 1996-01
- 67 - Phil Berger, Charlotte, Greensboro, 1990-96
- 61 - Chad Costello, Colorado, Allen, 2013, 2015-17
- 60 - Chris Valicevic, Louisiana, Greensboro, 1994-02
- 58 - Luke Curtin, Baton Rouge, Atlantic City, Fresno, 1998-08

MOST ASSISTS, ONE PLAYOFF YEAR

- 29 - Chad Costello, Allen, 2016
- 26 - John Spoltore, Louisiana, 2000
- 25 - Wayne Simpson, South Carolina, 2015
- 24 - David Desharnais, Cincinnati, 2008
- 23 - Brad Dexter, South Carolina, 1997

MOST ASSISTS IN FINAL SERIES

- 10 - Chad Costello, Allen vs. Wheeling, 2016
- 9 - David Desharnais, Cincinnati vs. Las Vegas, 2008
- 8 - Devin Edgerton, Wheeling vs. Toledo, 1993
- Darren Schwartz, Wheeling vs. Toledo, 1993
- Bob Wensley, Carolina vs. Johnstown, 1989
- 7 - Travis Morin, South Carolina vs. Alaska, 2009
- John Spoltore, Louisiana vs. Peoria, 2000
- Iain Duncan, Toledo vs. Wheeling, 1993
- Tom Sasso, Johnstown vs. Carolina, 1989

MOST ASSISTS, ONE GAME

- 7 - Tom Sasso, Johnstown, Mar. 30, 1989 vs. Knoxville
- 6 - Trevor Hanas, Peoria, Apr. 28, 1997 vs. Louisiana
- 5 - Jacob Micflikier, Stockton, Apr. 20, 2008 vs. Las Vegas
- John Spoltore, Louisiana, May 10, 2000 vs. Greenville
- Brendan Concannon, Pensacola, Apr. 26, 1998 vs. Louisiana

POINTS**MOST POINTS IN PLAYOFFS, CAREER**

- 117 - Phil Berger, Charlotte, Greensboro, 1990-96
- 101 - John Spoltore, Louisiana, 96-2000
- 94 - Jay Murphy, Louisiana, Richmond, Greensboro, 1995-03
- 83 - Chad Costello, Colorado, Allen, 2013, 2015-17
- 80 - Chris Valicevic, Louisiana, Greensboro, 1994-02

364 - Postseason Records**MOST POINTS, ONE PLAYOFF YEAR**

- 38 - Wayne Simpson, South Carolina, 2015
- 36 - Chad Costello, Allen, 2016
- 34 - Andrew Rowe, South Carolina, 2015
 - John Spoltore, Louisiana, 2000
 - Blaine Moore, Richmond, 1995
- 33 - David Desharnais, Cincinnati, 2008

MOST POINTS IN FINAL SERIES

- 15 - Devin Edgerton, Wheeling vs. Toledo, 1993 (7g-8a)
- 14 - Darren Schwartz, Wheeling vs. Toledo, 1993 (6g-8a)
- 13 - Chad Costello, Allen vs. Wheeling, 2016 (3g-10a)
- 12 - John Spoltore, Louisiana vs. Peoria, 2000 (5g-7a)
 - Rob Hrytsak, Johnstown vs. Carolina, 1989 (7g-5a)

MOST POINTS, ONE GAME

- 7 - Blaine Moore, Richmond, Mar. 24, 1995 vs. Columbus (Ohio)
 - Tom Sasso, Johnstown, Mar. 30, 1989 vs. Knoxville
- 6 - several players, most recent:
 - Jacob Micflikier, Stockton, Apr. 20, 2008 vs. Las Vegas
- 5 - several players, most recent:
 - Chad Costello, Allen, May 17, 2015 vs. Ontario

PENALTY MINUTES**MOST PENALTY MINUTES IN PLAYOFFS, CAREER**

- 502 - Trevor Senn, Winston-Salem, Wheeling, Greensboro, Richmond, 1992-97, 99-2000
- 318 - Jay Murphy, Louisiana, Richmond, Greensboro, 1995-02
- 283 - Brian Goudie, Hampton Roads, Pee Dee, Richmond, Florida, 1993-95, 1997-99, 2001, 2003
- 264 - Kam White, Chesapeake, Trenton, Atlantic City, Bakersfield, 1998-04, 2006-07
- 258 - Lance Galbraith, Idaho, Utah, Alaska, 2004-05, 2007-10

MOST PENALTY MINUTES, ONE PLAYOFF YEAR

- 138 - Trevor Senn, Richmond, 1995
- 132 - Steve Plaskon, Carolina, 1989
- 118 - Mike MacWilliam, Greensboro, 1991

MOST PENALTY MINUTES IN FINAL SERIES

- 95 - Steve Plaskon, Carolina vs. Johnstown, 1989
- 68 - Michel Lanouette, Carolina vs. Johnstown, 1989
- 58 - Bill Huard, Carolina vs. Johnstown, 1989

MOST PENALTY MINUTES, ONE GAME

- 49 - Greg Spenrath, Erie, Mar. 22, 1993 vs. Toledo
 - Ron Aubrey, Toledo, Mar. 26, 1992 vs. Louisville
- 48 - George Zajankala, Dayton, Mar. 29, 1996 vs. Toledo
- 46 - Mike Butters, Greensboro, Mar. 20, 1992 vs. Roanoke Valley

GOALTENDING**MOST PLAYOFF GAMES APPEARED IN BY A GOALTENDER, CAREER**

- 90 - Riley Gill, Kalamazoo, Reading, Allen, 2010-17
- 80 - Nick Vitucci, Carolina, Greensboro, Hampton Roads, Toledo, Charlotte, Greenville, 1989-93, 1995-98, 2000
- 49 - Pat Nagle, Florida, Idaho, Fort Wayne, Toledo, 2012-18
- 48 - Gerald Coleman, Trenton, Alaska, 2009-14
- 43 - Olivier Roy, Stockton, Alaska, Idaho, 2012-15

MOST PLAYOFF MINUTES PLAYED BY A GOALTENDER, CAREER

- 5,095 - Riley Gill, Kalamazoo, Reading, Allen, 2010-17
- 4,841 - Nick Vitucci, Carolina, Greensboro, Hampton Roads, Toledo, Charlotte, Greenville, 1989-93, 1995-98, 2000
- 3,030 - Pat Nagle, Florida, Idaho, Fort Wayne, Toledo, 2012-18
- 2,906 - Gerald Coleman, Trenton, Alaska 2009-14
- 2,527 - Dave Gagnon, Hampton Roads, Roanoke, Toledo, 1991, 1994, 1997-01

MOST MINUTES PLAYED BY A GOALTENDER, ONE PLAYOFF YEAR

1,679 - Jeff Jakaitis, South Carolina, 2015
 1,493 - Rob Madore, Cincinnati, 2014
 1,434 - Joe Cannata, Colorado, 2018
 1,409 - Parker Milner, South Carolina, 2017
 1,388 - Steve Silverthorn, Idaho, 2007

MOST PLAYOFF SHUTOUTS, ONE YEAR

5 - Maxime Gingras, Richmond, 1999
 4 - Riley Gill, Reading, 2013
 Jean-Philippe Lamoureux, Alaska, 2009
 3 - 13 times, most recent:
 Parker Milner, South Carolina, 2017

MOST PLAYOFF WINS BY A GOALTENDER, CAREER

53 - Riley Gill, Kalamazoo, Reading, Allen, 2010-17
 43 - Nick Vitucci, Carolina, Greensboro, Hampton Roads, Toledo, Charlotte, Greenville, 1989-93, 1995-98, 2000
 31 - Gerald Coleman, Trenton, Alaska, 2009-14
 28 - Pat Nagle, Florida, Idaho, Fort Wayne, Toledo, 2012-18
 27 - Dave Gagnon, Hampton Roads, Roanoke, Toledo, 1991, 1994, 97-2000

MOST PLAYOFF WINS BY A GOALTENDER, ONE YEAR

16 - Joe Cannata, Colorado, 2018
 - Steve Silverthorn, Idaho, 2007
 15 - Jeff Jakaitis, South Carolina, 2015
 - Jean-Philippe Lamoureux, Alaska, 2009
 14 - six times, most recent:
 Martin Ouellette, Florida, 2018

BEST GOALS-AGAINST AVERAGE, ONE PLAYOFF YEAR

1.00 - Mackenzie Blackwood, Adirondack, 2018
 1.08 - Joel Martin, Trenton, 2007
 1.17 - Doug Teskey, Toledo, 2003
 1.25 - Michael Ouzas, Las Vegas, 2011
 1.33 - Gerald Coleman, Alaska, 2014

MOST PLAYOFF SAVES BY A GOALTENDER, ONE GAME

83 - Josh Robinson, Idaho, Apr. 28, 2014 vs. Colorado (4 OT)
 - Brian Eklund, Pensacola, Apr. 14, 2004 at Louisiana (2 OT)
 78 - Andrew Allen, Jackson, Apr. 5, 2002 at Louisiana (3 OT)
 71 - Michael Teslak, Elmira, Apr. 10, 2009 at Trenton (4 OT)
 69 - Brett Abel, Columbus (Ohio), Mar. 25, 1995 vs. Richmond (2 OT)
 67 - Travis Scott, Mississippi, May 2, 1999 vs. Pee Dee (3 OT)

MOST PLAYOFF SAVES BY A GOALTENDER, ONE PERIOD

28 - Jeff Levy, Huntington, Mar. 24, 1995 vs. Dayton
 26 - Logan Koopmans, Toledo, May 8, 2006 vs. Gwinnett
 25 - Evan Lindsay, Roanoke, Apr. 4, 2003 vs. Greensboro
 - Judd Lambert, Augusta, Apr. 3, 2001 vs. New Orleans
 - Brian Renfrew, Jacksonville, Apr. 20, 1996 vs. Toledo
 24 - several players, most recent:
 - Michael Mole, Utah, Apr. 18, 2009 vs. Alaska

LONGEST SHUTOUT SEQUENCE BY A GOALTENDER, PLAYOFFS

199 minutes, 59 seconds - Travis Scott, Mississippi, 1999
 • 64:51 at Florida, Apr. 22, 1999 (2 OT)
 • 60:00 at Florida, Apr. 24, 1999
 • 60:00 at Pee Dee, May 1, 1999
 • 15:08 at Pee Dee, May 2, 1999

KELLY CUP AND RILEY CUP FINALS TEAM RECORDS

MOST GOALS, ONE TEAM, ONE GAME

- 8 - Charlotte Checkers vs. Jacksonville, 1996, Game 3
- Hampton Roads Admirals vs. Louisville, 1992, Game 4
- Johnstown Chiefs vs. Carolina, 1989, Game 1
- 7 - 19 times, most recent:
- Florida Everblades vs. Colorado, 2018, Game 4
- 6 - 22 times, most recent:
- Colorado Eagles vs. Florida, 2018, Game 4

MOST ASSISTS, ONE TEAM, ONE GAME

- 14 - Hampton Roads Admirals vs. Greensboro, 1991, Game 3
- Johnstown Chiefs vs. Carolina, 1989, Game 1
- 13 - five times, most recent:
- Florida Everblades vs. Las Vegas, 2012, Game 2
- 12 - seven times, most recent:
- Reading Royals vs. Stockton, 2013, Game 1

MOST GOALS, BOTH TEAMS, ONE GAME

- 13 - Florida Everblades (7) vs. Colorado Eagles (6), 2018, Game 4 (OT)
- Wheeling Nailers (7) vs. Allen Americans (6), 2016, Game 2
- Toledo Storm (7) vs. Raleigh IceCaps (6), 1994, Game 5
- Toledo Storm (7) vs. Wheeling Nailers (6), 1993, Game 6 (2 OT)
- 12 - Alaska Aces (7) vs. Kalamazoo Wings (5), 2011, Game 4
- Toledo Storm (7) vs. Wheeling Nailers (5), 1993, Game 4
- 11 - 10 times, most recent:
- Reading Royals (6) vs. Stockton Thunder (5), 2013, Game 5

MOST GOALS, ONE TEAM, ONE PERIOD

- 6 - Mississippi Sea Wolves vs. Richmond, 1999, Game 6
- 5 - seven times, most recent:
- Allen Americans vs. Wheeling, 2016, Game 2 (3rd period)

MOST GOALS, ONE PERIOD, BOTH TEAMS

- 8 - Mississippi (6) vs. Richmond (2), 1999, Game 6
- 7 - South Carolina (4) vs. Trenton (3), 2001, Game 4
- Raleigh (4) vs. Toledo (3), 1994, Game 5
- 6 - six times, most recent:
- Colorado (3) vs. Florida (3), 2018, Game 3

MOST SHOTS ON GOAL, ONE TEAM

- 67 - Greensboro Monarchs vs. Winston-Salem, 1990, Game 4 (2 OT)
- Winston-Salem Thunderbirds vs. Greensboro, 1990, Game 4 (2 OT)
- 57 - Peoria Rivermen vs. Louisiana, 2000, Game 3 (2 OT)
- 56 - Louisiana IceGators vs. Peoria, 2000, Game 5 (2 OT)
- Hampton Roads Admirals vs. Greensboro, 1991, Game 4 (3 OT)

FEWEST SHOTS ON GOAL, ONE TEAM

- 15 - Idaho Steelheads vs. Dayton, 2007, Game 5
- Cincinnati Cyclones vs. Idaho, 2010, Game 4
- 16 - Allen Americans vs. Wheeling, 2016, Game 5
- Cincinnati Cyclones vs. Alaska, 2014, Game 4
- 18 - Columbia Inferno vs. Atlantic City, 2003, Game 1

MOST SHOTS ON GOAL, ONE PERIOD, ONE TEAM

- 23 - Mississippi Sea Wolves vs. Richmond, 1999, Game 7
- Louisiana IceGators vs. South Carolina, 1997, Game 3
- 22 - Louisiana IceGators vs. Peoria, 2000, Game 5
- 21 - Alaska Aces vs. Cincinnati, 2014, Game 6
- Alaska Aces vs. Cincinnati, 2014, Game 5
- Greensboro Monarchs vs. Hampton Roads, 1991, Game 1

FEWEST SHOTS ON GOAL, ONE PERIOD, ONE TEAM

- 2 - Alaska Aces at Kalamazoo, 2011, Game 4, 3rd period
 - Cincinnati Cyclones at Las Vegas, 2008, Game 5, 3rd period
- 3 - seven times, most recent:
 - Colorado Eagles vs. Florida, 2018, Game 1, 2nd period
- 4 - eight times, most recent:
 - Idaho Steelheads vs. Dayton Bombers, 2007, Game 3, 3rd period

MOST SHOTS ON GOAL, BOTH TEAMS

- 154 - Greensboro (67) vs. Winston-Salem (67), 1990, Game 4 (2 OT)
- 109 - Hampton Roads (56) vs. Greensboro (53), 1991, Game 4 (3 OT)
- 105 - Peoria (57) vs. Louisiana (48), 2000, Game 3 (2 OT)

MOST POWER PLAY GOALS, ONE TEAM, ONE GAME

- 5 - Colorado Eagles vs. Florida, 2018, Game 4
 - South Carolina Stingrays vs. Louisiana, 1997, Game 4
- 4 - Charlotte Checkers vs. Jacksonville, 1996, Game 3
 - Toledo Storm vs. Wheeling, 1993, Game 3
 - Toledo Storm vs. Wheeling, 1993, Game 6 (2 OT)
 - Johnstown Chiefs vs. Carolina, 1989, Game 1

LARGEST MARGIN OF VICTORY

- 7 - Trenton (7) vs. Florida (0), 2005, Game 1
 - Johnstown (8) vs. Carolina (1), 1989, Game 1
- 6 - four times, most recent:
 - Reading (6) vs. Stockton (0), 2013, Game 5
- 5 - 12 times, most recent:
 - Florida (5) vs. Colorado (0), 2018, Game 5

MOST PENALTY MINUTES, ONE TEAM, ONE GAME

- 130 - Greensboro Monarchs vs. Winston-Salem, 1990, Game 2
- 108 - Carolina Thunderbirds vs. Johnstown, 1989, Game 2
- 96 - Winston-Salem Thunderbirds vs. Greensboro, 1990, Game 2

MOST PENALTY MINUTES, BOTH TEAMS, ONE GAME

- 226 - Greensboro (130) vs. Winston-Salem (96), 1990, Game 2
- 186 - Carolina (108) vs. Johnstown (78), 1989, Game 2
- 156 - Toledo (87) vs. Wheeling (69), 1993, Game 4

FEWEST PENALTY MINUTES, ONE TEAM, ONE GAME

- 2 - Reading Royals vs. Stockton, 2013, Game 5
 - Columbia Inferno vs. Atlantic City, 2003, Game 1
- 4 - 10 times, most recent:
 - Florida Everblades vs. Colorado, 2018, Game 7
- 6 - 17 times, most recent:
 - Colorado Eagles vs. Florida, 2018, Game 7

FEWEST PENALTY MINUTES, BOTH TEAMS, ONE GAME

- 6 - Stockton (4) vs. Reading (2), 2013, Game 5
- 8 - Atlantic City (6) vs. Columbia (2), 2003, Game 1
 - Cincinnati (4) vs. Idaho (4), 2010, Game 5
- 10 - six times, most recent:
 - Colorado (6) vs. Florida (4), 2018, Game 7
- 14 - four times, most recent:
 - South Carolina (8) vs. Allen (6), 2015, Game 1

INDIVIDUAL RECORDS - KELLY/RILEY CUP FINALS**MOST GOALS, ONE GAME**

- 4 - Mark Deazeley, Toledo vs. Raleigh, 1994, Game 5
- 3 - 12 players, most recent:
 - Greg Rallo, Idaho vs. Dayton, 2007, Game 2

368 - Kelly Cup and Riley Cup Finals Records**MOST ASSISTS, ONE GAME**

- 4 - David Desharnais, Cincinnati at Las Vegas, 2008, Game 5
- Greg Puhalski, Toledo vs. Raleigh, 1994, Game 5
- 3 - 36 players, most recent:
- Brett Bulmer, Florida vs. Colorado, 2018, Game 5

MOST POINTS, ONE GAME

- 5 - Andrew Shier, Richmond vs. Greensboro, 1995, Game 1 (2g-3a)
- Devin Edgerton, Wheeling vs. Toledo, 1993, Game 6 (2g-3a)
- Harry Mews, Hampton Roads vs. Greensboro, 1991, Game 3 (2g-3a)
- 4 - 24 players, most recent:
- Matt Register, Colorado vs. Florida, 2018, Game 4 (2g-2a)

MOST PENALTY MINUTES, ONE GAME

- 41 - Doug Lawrence, Greensboro vs. Winston-Salem, 1990, Game 2
- 34 - Mike MacWilliam, Greensboro vs. Hampton Roads, 1991, Game 5
- 32 - Steve Plaskon, Carolina vs. Johnstown, 1989, Game 2

MOST POWER-PLAY GOALS, ONE GAME

- 3 - Jason Cipolla, South Carolina vs. Louisiana, 1997, Game 4
- 2 - Matt Register, Colorado vs. Florida, 2018, Game 4
- Greg Rallo, Idaho vs. Dayton, 2007, Game 2
- Chris Minard, Alaska vs. Gwinnett, 2006, Game 2
- Phil Berger, Charlotte vs. Jacksonville, 1996, Game 3
- Mark Deazeley, Toledo vs. Raleigh, 1994, Game 5
- Mike McCormick, Greensboro vs. Winston-Salem, 1990, Game 2

MOST SHORTHANDED GOALS, ONE GAME

- 2 - Tom Sasso, Johnstown vs. Carolina, 1989, Game 6
- 1 - 41 times, most recent:
- Matt Garbowski, Colorado vs. Florida, 2018, Game 4
- Stephen MacAulay, Florida vs. Colorado, 2018, Game 3
- Matt Garbowski, Colorado vs. Florida, 2018, Game 3

MOST SHOTS ON GOAL, ONE GAME

- 10 - Derek Nesbitt, Idaho vs. Dayton, 2007, Game 4
- Vashi Nedomansky, Mississippi vs. Richmond, 1999, Game 2
- Chris Valicevic, Louisiana vs. South Carolina, 1997, Game 4
- Alan Leggett, Raleigh vs. Toledo, 1994, Game 3
- Tim Roberts, Wheeling vs. Toledo, 1993, Game 4
- 9 - 12 players, most recent:
- Wes Goldie, Alaska vs. Kalamazoo, 2011, Game 5

BEST PLUS-MINUS RATING, ONE GAME

- +5 - five times, most recent:
- T.J. Syner, Reading vs. Stockton, 2013, Game 5
- +4 - eight times, most recent:
- Trent Daavettila, Kalamazoo vs. Alaska, 2011, Game 3

MOST SAVES, ONE GAME

- 64 - Wade Flaherty, Greensboro vs. Winston-Salem, 1990, Game 4
- 63 - Kenton Rein, Winston-Salem vs. Greensboro, 1990, Game 4
- 54 - Nick Vitucci, Greensboro vs. Hampton Roads, 1991, Game 4

MOST SAVES, ONE PERIOD

- 22 - Jason Fitzsimmons, South Carolina vs. Louisiana, 1997, Game 3
- 21 - Maxime Gingras, Richmond vs. Mississippi, 1999, Game 7
- 20 - Rob Madore, Cincinnati vs. Alaska, 2014, Game 6
- Rob Madore, Cincinnati vs. Alaska, 2014, Game 5
- 19 - Tyrone Garner, Greenville vs. Dayton, 2002, Game 3
- Dan Murphy, Trenton vs. South Carolina, 2001, Game 3
- Dave Gagnon, Hampton Roads vs. Greensboro, 1991, Game 1

TEAM - KELLY/RILEY CUP FINALS SERIES

MOST KELLY/RILEY CUP CHAMPIONSHIPS

- 3 - Alaska Aces (2006, 2011, 2014)
 - South Carolina Stingrays (1997, 2001, 2009)
 - Hampton Roads Admirals (1991, 1992, 1998)
- 2 - Colorado Eagles (2017, 2018)
 - Allen Americans (2015, 2016)
 - Cincinnati Cyclones (2008, 2010)
 - Idaho Steelheads (2004, 2007)
 - Toledo Storm (1993, 1994)

MOST KELLY/RILEY CUP FINALS APPEARANCES

- 5 - South Carolina Stingrays (1997, 2001, 2009, 2015, 2017)
- 4 - Florida Everblades (2004, 2005, 2012, 2018)
 - Wheeling Nailers * (1989, 1990, 1993, 2016)
 - * - *includes appearances as Carolina, Winston-Salem and Wheeling Thunderbirds*
 - Alaska Aces (2006, 2009, 2011, 2014)
- 3 - Cincinnati Cyclones (2008, 2010, 2014)
 - Idaho Steelheads (2004, 2007, 2010)
 - Greensboro Monarchs (1990, 1991, 1995)
 - Hampton Roads Admirals (1991, 1992, 1998)
- 2 - Colorado Eagles (2017, 2018)
 - Allen Americans (2015, 2016)
 - Las Vegas Wranglers (2008, 2012)
 - Dayton Bombers (2002, 2007)
 - Louisiana IceGators (1997, 2000)
 - Toledo Storm (1993, 1994)
 - Trenton Titans (2001, 2005)

MOST GOALS, FOUR-GAME SERIES, ONE TEAM

- 25 - Charlotte Checkers vs. Jacksonville Lizard Kings, 1996

FEWEST GOALS, FOUR-GAME SERIES, ONE TEAM

- 7 - Dayton Bombers vs. Greenville Grrrowl, 2002

MOST GOALS, FIVE-GAME SERIES, ONE TEAM

- 26 - South Carolina Stingrays vs. Louisiana IceGators, 1997

FEWEST GOALS, FIVE-GAME SERIES, ONE TEAM

- 7 - Columbia Inferno vs. Atlantic City Boardwalk Bullies, 2003

MOST GOALS, SIX-GAME SERIES, ONE TEAM

- 28 - Toledo Storm vs. Wheeling Thunderbirds, 1993
 - Wheeling Thunderbirds vs. Toledo Storm, 1993

FEWEST GOALS, SIX-GAME SERIES, ONE TEAM

- 8 - Las Vegas Wranglers vs. Cincinnati Cyclones, 2008

MOST GOALS, SEVEN-GAME SERIES, ONE TEAM

- 33 - Johnstown Chiefs vs. Carolina Thunderbirds, 1989

FEWEST GOALS, SEVEN-GAME SERIES, ONE TEAM

- 15 - Alaska Aces vs. South Carolina Stingrays, 2009

MOST GOALS, FOUR-GAME SERIES, TWO TEAMS

- 34 - Charlotte Checkers (25) vs. Jacksonville Lizard Kings (9), 1996

FEWEST GOALS, FOUR-GAME SERIES, TWO TEAMS

- 22 - Colorado Eagles (13) vs. South Carolina Stingrays (9), 2017

MOST GOALS, FIVE-GAME SERIES, TWO TEAMS

- 43 - Louisiana IceGators (27) vs. South Carolina Stingrays (16), 1997

*370 - Kelly Cup and Riley Cup Finals Records***FEWEST GOALS, FIVE-GAME SERIES, TWO TEAMS**

20 - Atlantic City Boardwalk Bullies (13) vs. Columbia Inferno (7), 2003

MOST GOALS, SIX-GAME SERIES, TWO TEAMS

55 - Toledo Storm (28) vs. Wheeling Thunderbirds (27), 1993

FEWEST GOALS, SIX-GAME SERIES, TWO TEAMS

23 - Cincinnati Cyclones (15) vs. Las Vegas Wranglers (8), 2008

MOST GOALS, SEVEN-GAME SERIES, TWO TEAMS

65 - Carolina Thunderbirds (32) vs. Johnstown Chiefs (33), 1989

FEWEST GOALS, SEVEN-GAME SERIES, TWO TEAMS

37 - South Carolina Stingrays (22) vs. Alaska Aces (15), 2009

LONGEST GAMES

- 105:47 - Hampton Roads at Greensboro, 1991, Game 4
(Hampton Roads won 2-1 at 5:47 of third overtime)
- 94:20 - Idaho Steelheads at Dayton, 2007, Game 4
(Idaho won 2-1 at 14:20 of second overtime)
- 94:18 - Winston-Salem at Greensboro, 1990, Game 4
(Greensboro won 4-3 at 14:18 of second overtime)

MOST OVERTIME GAMES, SERIES

- 3 - Louisiana IceGators vs. Peoria Rivermen, 2000
(Peoria won best-of-seven series 4-2)
- Raleigh IceCaps vs. Toledo Storm, 1994
(Toledo won best-of-seven series 4-1)

MOST OVERTIME WINS, SERIES

- 3 - Peoria Rivermen vs. Louisiana IceGators, 2000
- 2- Colorado Eagles vs. South Carolina Stingrays, 2017
- Allen Americans vs. South Carolina Stingrays, 2015
- Florida Everblades vs. Las Vegas Wranglers, 2012
- Toledo Storm vs. Raleigh IceCaps, 1994

MOST SHUTOUTS, SERIES

- 3 - Cincinnati Cyclones (1) vs. Las Vegas Wranglers (2), 2008
- Richmond Renegades (2) vs. Mississippi Sea Wolves (1), 1999
- 2 - Alaska Aces (2) vs. Cincinnati Cyclones (0), 2014
- Reading Royals (2) vs. Stockton Thunder (0), 2013
- Atlantic City Boardwalk Bullies (2) vs. Columbia Inferno (0), 2003
- Greensboro Monarchs (1) vs. Richmond Renegades (1), 1995

INDIVIDUAL - KELLY/RILEY CUP FINALS SERIES**MOST GOALS, SERIES**

- 7 - Mark Deazeley, Toledo vs. Raleigh, 1994
- Devin Edgerton, Wheeling vs. Toledo, 1993
- Rob Hrytsak, Johnstown vs. Carolina, 1989
- 6 - Gary Steffes, Allen vs. Wheeling, 2016
- Maxime Lacroix, South Carolina vs. Alaska, 2009
- Mike Ross, South Carolina vs. Louisiana, 1997
- Greg Puhalski, Toledo vs. Wheeling, 1993
- Darren Schwartz, Wheeling vs. Toledo, 1993
- Rod Taylor, Hampton Roads vs. Louisville, 1992

MOST ASSISTS, SERIES

- 10 - Chad Costello, Allen vs. Wheeling, 2016
- 9 - David Desharnais, Cincinnati vs. Las Vegas, 2008
- 8 - Devin Edgerton, Wheeling vs. Toledo, 1993
- Darren Schwartz, Wheeling vs. Toledo, 1993
- Bob Wensley, Carolina vs. Johnstown, 1989
- 7 - five times, most recent:
Riley Brace, Wheeling vs. Allen, 2016

MOST POINTS, SERIES

- 15 - Devin Edgerton, Wheeling vs. Toledo, 1993 (7g-8a)
- 14 - Darren Schwartz, Wheeling vs. Toledo, 1993 (6g-8a)
- 13 - Chad Costello, Allen vs. Wheeling, 2016 (3g-10a)
- 12 - John Spoltore, Louisiana vs. Peoria, 2000 (5g-7a)
 - Rob Hrytsak, Johnstown vs. Carolina, 1989 (7g-5a)

MOST PENALTY MINUTES, SERIES

- 95 - Steve Plaskon, Carolina vs. Johnstown, 1989
- 68 - Michel Lanouette, Carolina vs. Johnstown, 1989
- 58 - Bill Huard, Carolina vs. Johnstown, 1989

MOST POWER-PLAY GOALS, SERIES

- 4 - Phil Berger, Greensboro vs. Winston-Salem, 1990
- 3 - eight times, most recent:
 - Matt Register, Colorado vs. Florida, 2018

MOST SHORTHANDED GOALS, SERIES

- 3 - Mike Ross, South Carolina vs. Louisiana, 1997
 - Joe Gurney, Johnstown vs. Carolina, 1989
- 2 - five times, most recent:
 - Matt Garbowski, Colorado, 2018

MOST SHOTS ON GOAL, SERIES

- 43 - Tim Roberts, Wheeling vs. Toledo, 1993
- 37 - Vashi Nedomansky, Mississippi vs. Richmond, 1999
- 32 - Nick Stajduhar, Pensacola vs. Hampton Roads, 1998

BEST PLUS-MINUS RATING, SERIES

- +9 - Clark Seymour, Florida vs. Colorado, 2018
 - T.J. Syner, Reading vs. Stockton, 2013
- +8 - Phil Berger, Charlotte vs. Jacksonville, 1996
 - Andrew Shier, Richmond vs. Greensboro, 1995
 - Rod Taylor, Hampton Roads vs. Louisville, 1992
 - Keith Whitmore, Hampton Roads vs. Louisville, 1992
- +7 - six times, most recent:
 - Paul Brown, Trenton vs. Florida, 2005
 - B.J. Abel, Trenton vs. Florida, 2005
 - Steve Munn, Trenton vs. Florida, 2005

BEST GOALS-AGAINST AVERAGE, SERIES

- 1.20 - Scott Stirling, Atlantic City vs. Columbia, 2003
- 1.29 - Gerald Coleman, Alaska vs. Cincinnati, 2014
- 1.35 - Cedrick Desjardins, Cincinnati vs. Las Vegas, 2008
- 1.44 - Steve Silverthorn, Idaho vs. Dayton, 2007
- 1.64 - James Reimer, South Carolina vs. Alaska, 2009

BEST SAVE PERCENTAGE, SERIES

- .952 - Cedrick Desjardins, Cincinnati vs. Las Vegas, 2008
- .949 - Scott Stirling, Atlantic City vs. Columbia, 2003
- .948 - Gerald Coleman, Alaska vs. Cincinnati, 2014
- .945 - Steve Silverthorn, Idaho vs. Dayton, 2007
 - Tyrone Garner, Greenville vs. Dayton, 2002

MOST SHUTOUTS, SERIES

- 2 - Gerald Coleman, Alaska, 2014
 - Riley Gill, Reading vs. Stockton, 2013
 - Kevin Lalande, Las Vegas vs. Cincinnati, 2008
 - Scott Stirling, Atlantic City vs. Columbia, 2003
 - Maxime Gingras, Richmond vs. Mississippi, 1999

*372 - Kelly Cup and Riley Cup Finals Records****INDIVIDUAL - KELLY/RILEY CUP FINALS CAREER TOTALS*****MOST GOALS, CAREER**

- 11 - Phil Berger, Greensboro, Charlotte (1990, 91, 95, 96)
- 10 - Gary Steffes, Allen (2015, 16)
- 9 - Mark Deazeley, Toledo (1993, 94)
- Greg Puhalski, Toledo (1993, 94)
- 8 - Harry Mews, Hampton Roads (1991, 92)
- Rod Taylor, Hampton Roads (1992, 98)

MOST ASSISTS, CAREER

- 16 - Phil Berger, Greensboro, Charlotte (1990, 91, 95, 96)
- 13 - Chad Costello, Allen (2015, 16)
- 12 - Scott White, Greensboro (1990, 91)
- 11 - Rick Corriveau, Toledo (1993, 94)
- Greg Puhalski, Toledo (1993, 94)

MOST POINTS, CAREER

- 27 - Phil Berger, Greensboro, Charlotte (11g-16a) (1990, 91, 95, 96)
- 20 - Greg Puhalski, Toledo (9g-11a) (1993, 94)
- 18 - Chad Costello, Allen (5g-13a) (2015, 16)
- 17 - Harry Mews, Hampton Roads (8g-10a) (1991, 92)

MOST PENALTY MINUTES, CAREER

- 116 - Trevor Senn, Wheeling, Richmond (1993, 95, 99)
- 95 - Steve Plaskon, Carolina (1989)
- 68 - Michel Lanouette, Carolina (1989)

MOST WINS, GOALTENDER, CAREER

- 11 - Riley Gill Reading, Allen (2013, 15, 16)
- 8 - Gerald Coleman, Alaska (2011, 14)
- Dave Gagnon, Hampton Roads, Toledo (1991, 94)
- 6 - Nick Vitucci, Carolina, Greensboro, and Charlotte (1989-91, 96)
- 5 - Scott Stirling, Atlantic City, Trenton (2001, 2003)

MISCELLANEOUS - KELLY/RILEY CUP FINALS SERIES**LONGEST SCORELESS STREAK, GOALTENDER**

150 minutes, 13 seconds - Scott Stirling, Atlantic City, 2003
(60:00 vs. Columbia, 2003, Game 1, 60:00 vs. Columbia, 2003, Game 2, 30:13 vs. Columbia, 2003, Game 3)

138 minutes, 59 seconds - Mark Bernard, Hampton Roads, 1992
(53:15 vs. Louisville, 1992, Game 2, 60:00 vs. Louisville, 1992, Game 3, 25:44 vs. Louisville, 1992, Game 4)

126 minutes, 8 seconds - Sean Gauthier, Pensacola, 1998
(21:26 vs. Hampton Roads, 1998, Game 2, 76:57 vs. Hampton Roads, 1998, Game 3, 7:35 vs. Hampton Roads, 1998, Game 4)

FASTEST GOAL, START OF GAME

12 seconds - Dan Wiebe, Toledo vs. Wheeling, 1993, Game 4
13 seconds - Josh Birkholz, Cincinnati vs. Alaska, 2014, Game 5
41 seconds - Aki Seitsonen, Las Vegas vs. Cincinnati, 2008, Game 4

FASTEST GOAL, START OF PERIOD (OTHER THAN FIRST)

10 seconds - Darren Schwartz, Wheeling vs. Toledo, 1993, Game 2
12 seconds - Dan Wiebe, Toledo vs. Wheeling, 1993, Game 4

FASTEST GOAL, START OF OVERTIME

17 seconds - Greger Hanson, Allen vs. Wheeling, 2016, Game 5
31 seconds - Luke Sellars, Greenville vs. Dayton, 2002, Game 3
1 minute, 18 seconds - Ernie Hartlieb, Florida vs. Trenton, 2005, Game 3

FASTEST TWO GOALS, ONE PLAYER

- 13 seconds - Maxime Lacroix (5:56 and 6:09 of the second period), South Carolina at Alaska, 2009, Game 1
- 19 seconds - Harry Mews (:48 and 1:07 of the second period), Hampton Roads vs. Greensboro, 1991, Game 3
- 48 seconds - Barrie Moore (16:05 and 16:53 of the third period) (SHG), Columbia vs. Atlantic City, 2003, Game 3

FASTEST TWO GOALS, ONE TEAM

- 13 seconds - Maxime Lacroix (5:56 and 6:09 of the second period), South Carolina at Alaska, 2009, Game 1
- Cail MacLean (5:25) and Alain St. Hilaire (5:38 of first period), Trenton vs. South Carolina, 2001, Game 2
- 14 seconds - Bryce Cockburn (19:20) and Scott Bertoli (19:34 of first period), Trenton vs. Florida, 2005, Game 1

FASTEST TWO GOALS, TWO TEAMS

- 11 seconds - Kimbi Daniels, Alaska (11:39) and Guillaume Desbiens, Gwinnett (11:50 of the third period), 2006, Game 3
- 14 seconds - Trevor Senn, Richmond (14:28) and Mark Rupnow, Mississippi (14:42 of the second period), 1999, Game 3
- Iain Duncan, Toledo (7:27) and Tim Roberts, Wheeling (7:41 of the second period), 1993, Game 6
- 18 seconds - Nikita Kashirsky, Reading (14:50) and Nathan Deck, Stockton (15:08 of the third period), 2013, Game 1

FASTEST THREE GOALS, ONE TEAM

- 1 minute, 14 seconds - Matt Register (16:48), J.C. Beaudin (17:09) and Joey Ratelle (18:02 of third period), Colorado vs. Florida, 2018, Game 4
- 1 minute, 37 seconds - Scott White (5:51), Chris Robertson (6:25) and John Blessman (7:28 of first period), Greensboro vs. Winston-Salem, 1990, Game 3
- 2 minutes, 50 seconds - Dave Seitz (7:07), Chad Remackel (9:33) and Damian Prescott (9:57 of first period), South Carolina vs. Trenton, 2001, Game 4

FASTEST THREE GOALS, TWO TEAMS

- 1 minute, 17 seconds - Kimbi Daniels, Alaska (11:39), Guillaume Desbiens, Gwinnett (11:50), and Peter Metcalf (12:56 of the third period), 2006, Game 3
- 1 minute, 19 seconds - Alex Kharlamov, Hampton Roads (10:06), Brian LaFleur, Pensacola (10:31) and Dan Ceman, Hampton Roads (11:25 of the first period), 1998, Game 1
- 1 minute, 20 seconds - Sasha Cucuz, Trenton (14:17), Alain St. Hilaire, Trenton (14:36) and Greg Schmidt, South Carolina (15:37 of first period), 2001, Game 4

374 - Top 20 Postseason Lists

TOP 20 CAREER POSTSEASON**Top 20 Career Postseason Goal-Scoring Leaders**

	Player	Team(s)	Seasons	Games	Goals	Goals Per Game
1.	Murphy, Jay	LA/RMD/GBO	9	93	50	0.537
	Berger, Phil	GBM/CHR/RAL/HRD	9	76	50	0.658
3.	Taylor, Rod	HRD/RMD/RNK/SC/PEO/TOL	12	78	39	0.500
4.	Goldie, Wes	PD/VIC/AK	10	84	36	0.429
5.	Scott, Mike	MIS/ATC/AK	6	79	34	0.430
6.	Deazeley, Mark	TAL/TOL	8	58	33	0.569
7.	Spoltore, John	LA	6	70	32	0.457
	Schwartz, Darren	JHN/WS/WHL/TAL	8	64	32	0.500
	Kowalsky, Rick	HRD/RNK/TRE	10	68	32	0.471
	Galbraith, Lance	IDH/UTA/AK	6	77	32	0.416
	Steffes, Gary	BAK/ALN	4	74	32	0.432
12.	Marietti, Brett	SC	9	69	30	0.434
	Gajic, Milan	GWT/VIC/FLA	6	62	30	0.484
14.	MacLean, Cail	JAX/TRE/REA/SC	7	67	29	0.433
	Seitz, Dave	SC	8	62	29	0.467
	Boutin, J.F.	JHN/PEO/WHL	6	59	29	0.491
17.	Tifu, Yannick	DAY/FLA/ELM/REA	7	86	28	0.326
	Jenks, A.J.	FLA/TOL	5	66	28	0.424
19.	Maltais, Dominic	HRD	5	43	27	0.627
	Devin, Joe	SC	3	67	27	0.403
	Bonis, Kyle	TOL	4	55	27	0.491

Top 20 Career Postseason Assists Leaders

	Player	Team(s)	Seasons	Games	Assists	Assists Per Game
1.	Spoltore, John	LA	6	70	69	0.985
2.	Berger, Phil	GBM/CHR/RAL/HRD	9	76	67	0.881
3.	Costello, Chad	COL/ALN	4	66	61	0.924
4.	Valicevic, Chris	GBM/LA	9	102	60	0.588
5.	Curtin, Luke	ATC/BR/FRE	9	66	58	0.879
6.	Register, Matt	ONT/ALN/COL	6	100	54	0.540
7.	Bertoli, Scott	TRE	7	67	51	0.761
8.	Daniels, Kimbi	JAX/CHR/WHL/NO/TAL/AK	9	83	50	0.602
	Shier, Andrew	RMD	7	57	49	0.859
	Daavettila, Trent	KAL/COL	7	62	49	0.790
10.	Judson, Rick	GRV/TOL	9	57	46	0.807
11.	Murphy, Jay	LA/RMD/GBO	9	93	44	0.473
	Seitz, Dave	SC	8	62	44	0.709
	Dexter, Brad	RAL/SC/PEN/VIC	7	58	44	0.758
14.	Brindley, Ryan	DAY/SC/CIN/FLA	8	83	42	0.506
	Goldie, Wes	PD/VIC/AK	10	84	42	0.500
	Ftorek, Sam	AUG/MOB/GBO/CIN/KAL	11	89	42	0.472
17.	Boh, Aaron	COH/LA/TOL/ARK/PEO	6	50	40	0.800
	Tifu, Yannick	DAY/FLA/ELM/REA	7	86	40	0.465
19.	Dumont, Louis	TAL/WHL/LA/MIS/AUG/PEN/UTA	11	78	38	0.487
	Schwartz, Darren	JHN/WS/WHL/TAL	8	64	38	0.593
	Gajic, Milan	GWT/VIC/FLA	6	62	38	0.613
	Miller, Adam	LV	4	61	38	0.623
	Rowe, Andrew	ELM/GRN/SC	4	63	38	0.603
	Szydowski, Shawn	FW	5	62	38	0.613
	Berschbach, Shane	TOL	4	55	38	0.691

Top 20 Career Postseason Points Leaders

	Player	Team(s)	Seasons	Games	Goals	Assists	Points Per Game
1.	Berger, Phil	GBM/CHR/RAL/HRD	9	76	50	67	1.539
2.	Spoltore, John	LA	6	70	32	69	1.443
3.	Murphy, Jay	LA/RMD/GBO	9	93	50	44	1.011
4.	Costello, Chad	COL/ALN	4	66	22	61	1.258
5.	Valicevic, Chris	GBM/LA	9	102	20	60	0.784
6.	Goldie, Wes	PD/VIC/AK	10	84	36	42	0.929
7.	Daniels, Kimbi	JAX/CHR/WHL/NO/TAL/AK	9	83	25	50	0.904
	Curtin, Luke	ATC/BR/FRE	9	66	17	58	1.136
	Register, Matt	ONT/ALN/COL	6	100	21	54	0.750
10.	Shier, Andrew	RMD	7	57	24	49	1.281
	Seitz, Dave	SC	8	62	29	44	1.177
	Daavettila, Trent	KAL/COL	7	62	24	49	1.177
13.	Judson, Rick	GRV/TOL	9	57	26	46	1.263
14.	Schwartz, Darren	JHN/WS/WHL/TAL	8	64	32	38	1.093
15.	Tifu, Yannick	DAY/FLA/ELM/REA	7	86	28	40	0.791
	Gajic, Milan	GWT/VIC/FLA	6	62	30	38	1.097
17.	Taylor, Rod	HRD/RMD/RNK/SC/PEO/TOL	12	78	39	28	0.859
18.	Bertoli, Scott	TRE	7	65	15	51	1.015
19.	Ftorek, Sam	AUG/MOB/GBO/CIN/KAL	11	89	23	42	0.730
20.	Rowe, Andrew	ELM/GRN/SC	4	63	26	38	1.016

Top 20 Career Postseason Games Played Leaders

Player	Team(s)	Seasons	Games
1. Burt, Scott	TOL/WHL/IDH/UTA/AK	9	104
2. Valicevic, Chris	GBM/LA	9	102
3. Register, Matt	ONT/ALN/COL	6	100
4. Aubin, Mathieu	CIN/UTA	7	93
Murphy, Jay	LA/RMD/GBO	9	93
6. Wellar, Patrick	AK/CBA/SC/REA/UTA	6	91
Gill, Riley (G)	KAL/REA/ALN	8	90
8. Ftorek, Sam	AUG/MOB/GBO/CIN/KAL	11	89
9. Pagnutti, Matt	LOU/ARK/FLA	7	86
Tifu, Yannick	DAY/FLA/ELM/REA	7	86
11. Goldie, Wes	PD/VIC/AK	10	84
12. Daniels, Kimbi	CHR/WHL/AK	7	83
Brindley, Ryan	SC/FLA	7	83
14. Vitucci, Nick (G)	CAR/GBM/HRD/TOL/CHR/GRV	10	80
15. Taylor, Rod	HRD/RMD/RNK	11	78
Ehgoetz, Barret	UTA/CIN	6	78
Senn, Trevor	WS/GBM/RMD	7	78
18. Galbraith, Lance	IDH/UTA/AK	6	77
Pierro-Zabotel, Casey	CIN/GWT/FLA/ALN/COL	6	77
20. Berger, Phil	GBM/CHR	7	76
Embach, Mike	CIN/FW/TOL	6	76

Top 20 Career Postseason Wins

Player	Team(s)	Seasons	GP	Wins
1. Gill, Riley	KAL/REA/ALN	8	90	53
2. Vitucci, Nick	CAR/WS/GBM/HRD/TOL/CHR/GRV	10	80	43
3. Coleman, Gerald	TRE/AK	5	48	31
4. Nagle, Pat	FLA/IDH/FW/TOL	6	49	28
5. Gagnon, Dave	HRD/RNK/TOL	9	41	27
6. Gauthier, Sean	PEN/REA/SC	5	39	25
7. Stirling, Scott	ATC/PEO/TRE	5	41	24
Roy, Olivier	STK/AK/IDH	4	43	24
9. Berkhoel, Adam	GWT/DAY	3	38	22
10. Cannata, Joe	ONT/COL	2	33	20
11. Berthiaume, Daniel	RNK/WHL/GBO	9	40	19
Houser, Michael	CIN/FW	2	33	19
13. Lamoureux, J.P.	AK/UTA	2	29	18
Nie, Ryan	JHN/CIN/KAL	4	36	18
Ouellette, Martin	REA/FLA	2	28	18
16. Allan, Sandy	LVL/PD/RMD	7	33	17
Allen, Andrew	DAY/JCK/MAC/TRE	5	25	17
Bonner, Doug	LA/NO/PEO	5	30	17
Desjardins, Cedrick	CIN	2	26	17
Fitzsimmons, Jason	COH/SC	4	24	17
Kowalski, Craig	FLA/GWT	4	29	17
Silverthorn, Steve	IDH	3	29	17

Top 20 Career Postseason Goals-Against Average (Minimum 10 Games)

Player	Team(s)	Seasons	GP	GAA
1. Dekanich, Mark	SC/REA	2	16	1.67
2. Teskey, Doug	CBA/TOL	2	10	1.81
3. Muse, John	FLA/REA	2	17	1.85
4. Ellis, Dan	IDH	1	16	1.86
5. Charpentier, Sebastien	HRD	1	18	1.93
6. Coleman, Gerald	TRE/AK	5	48	1.94
7. Silverthorn, Steve	IDH	3	29	2.00
8. Scott, Travis	BR/MIS	3	18	2.01
9. Lamoureux, J.P.	AK/UTA	2	29	2.04
10. Aubry, Peter	AK	1	13	2.05
11. Sanford, Curtis	PEO	2	14	2.07
12. Couture, Patrick	CBA	1	16	2.08
13. Zachary Fucale	BRM	1	11	2.13
14. Milner, Parker	QC/MO/SC	4	33	2.16
15. Stirling, Scott	ATC/PEO/TRE	5	41	2.17
16. Desrosiers, Philippe	IDH	2	17	2.19
17. Gardner, Greg	DAY/MIS	4	20	2.22
18. Desjardins, Cedrick	CIN	2	26	2.22
19. Allen, Andrew	DAY/JCK/MAC/TRE	5	25	2.23
Domingue, Louis	GWT	1	10	2.23
Gustafson, Derek	LA/AK	4	23	2.23
Lalande, Kevin	LV	1	20	2.23

376 - Top 20 Postseason Lists

Top 20 Career Postseason Shutouts

	Player	Team(s)	Seasons	GP	SO
1.	Gill, Riley	KAL/REA/ALN	8	90	8
2.	Stirling, Scott	ATC/PEO/TRE	5	41	7
3.	Coleman, Gerald	TRE/AK	5	48	6
4.	Gingras, Maxime	MOB/PEN/RMD	5	28	5
	Lamoureux, J.P.	AK/UTA	2	29	5
6.	Beckford-Tseu, Chris	AK/FLA/GRN	5	27	4
	Brust, Barry	REA	1	8	4
	Kowalski, Craig	FLA/GWT	3	29	4
	Magliarditi, Marc	COH/FLA/LA/RMD/LV	9	33	4
	Nagle, Pat	FLA/IDH/FW	4	30	4
	Cannata, Joe	ONT/COL	2	33	4
12.	Brossoit, Laurent	BAK	1	16	3
	Mayer, Robert	CIN	1	9	3
	Ellis, Dan	IDH	1	16	3
	Silverthorn, Steve	IDH	3	29	3
	Scott, Travis	BR/MIS	3	18	3
	Desjardins, Cedrick	CIN	2	26	3
	Allen, Andrew	JCK/TRE	2	25	3
	Gustafson, Derek	LA/AK	2	23	3
	Lalande, Kevin	LV	1	20	3
	Deschene, Frederic	JHN	3	16	3
	Littman, David	RMD	1	17	3
	Berkhoel, Adam	GWT/DAY	3	38	3
	Brumby, David	COH/WHL/JCK/PD/SC	5	27	3
	Nie, Ryan	JHN/CIN/KAL	4	36	3
	Yeats, Matthew	ATC/IDH/TEX	4	21	3
	Fallon, Joe	GWT/LV	3	22	3
	Milner, Parker	QC/MO/SC	4	33	3

Year-By-Year Playoff Scoring Leaders

Season	Player and Club	Games	Goals	Assists	Points
2018	Michael Joly, Colorado	24	13	16	29
2017	Alex Belzile, Colorado	18	14	12	26
2016	Chad Costello, Allen	24	7	29	36
2015	Wayne Simpson, South Carolina	27	13	25	38
2014	Nick Mazzolini, Alaska	21	11	20	31
2013	Yannick Tifu, Reading	22	12	13	25
2012	Eric Lampe, Las Vegas	17	7	14	21
	Cedric Lalonde-McNicoll, Florida	18	4	17	21
2011	Trent Daavettila, Kalamazoo	18	6	22	28
2010	Ryan Cruthers, Reading	16	8	16	24
2009	Josh Soares, Alaska	21	10	18	28
2008	David Desharnais, Cincinnati	22	9	24	33
2007	Lance Galbraith, Idaho	21	11	16	27
2006	Mike Scott, Alaska	22	11	11	22
2005	Scott Bertoli, Trenton	20	6	18	24
	David Lundbohm, Florida	19	12	12	24
2004	Tom Buckley, Florida	17	9	11	20
2003	J.F. Caudron, Atlantic City	19	13	9	22
2002	Simon Gamache, Greenville	17	15	9	24
2001	Dave Seitz, South Carolina	18	13	15	28
2000	J.F. Boutin, Peoria	18	17	15	32
1999	Rob DeCiantis, New Orleans	11	11	11	22
1998	Nick Stadjuhar, Pensacola	19	5	21	26
1997	Chris Hynes, South Carolina	18	11	16	27
1996	Phil Berger, Charlotte	16	10	17	27
1995	Blaine Moore, Richmond	17	17	17	34
1994	Mark Deazeley, Toledo	14	16	10	26
1993	Darren Schwartz, Wheeling	16	13	18	31
1992	Rod Taylor, Hampton Roads	14	16	10	26
1991	Dave Flanagan, Hampton Roads	14	16	8	24
1990	Len Soccio, Winston-Salem	10	5	12	17
1989	Tom Sasso, Johnstown	11	5	19	24

THREE-OR-MORE-GOAL GAMES, POSTSEASON, 1992-2018

Player	Team	Date		Opponent	Total Goals	Score
Jay Murphy (3)	RMD	Mar. 29, 1996	vs	HRD	3	10-2
	LA	Apr. 24, 1997	at	PEO	3	4-3
Phil Berger (2)	LA	Apr. 6, 1998	vs	MOB	3	6-4
	GBM	Mar. 28, 1992	at	RNK	3	4-5
Tom Buckley (2)	CHR	May 1, 1996	at	JAX	3	8-2
	FLA	Apr. 7, 2002	vs	GRV	3	6-3
Steve Cadieux (2)	FLA	Apr. 8, 2004	at	RNK	3	6-3
	CIN	Mar. 21, 1992	vs	DAY	3	7-1
Mark Deazeley (2)	CIN	Mar. 28, 1992	vs	JHN	3	8-1
	TOL	Apr. 2, 1994	vs	COH	4	6-4
Martin Frk (2)	TOL	Apr. 26, 1994	at	RAL	4	7-6
	TOL	May 20, 2015	at	SC	3	5-6
Steve Gibson (2)	TOL	May 23, 2015	at	SC	3	5-4 (OT)
	WHL	Mar. 30, 1996	at	COL	3	5-3
Sheldon Gorski (2)	WHL	Apr. 1, 1997	at	PEO	3	5-6
	LVL	Mar. 29, 1992	at	TOL	3	6-5
Mike Lappin (2)	LVL	Apr. 4, 1992	vs	CIN	3	6-4
	RAL	Mar. 29, 1994	vs	GBO	3	3-4
Chris Lipsett (2)	RAL	Apr. 2, 1993	at	WHL	3	4-5
	PD	Apr. 11, 1999	vs	BR	3	6-1
Dominic Maltais (2)	PD	Apr. 22, 1999	vs	NO	3	5-2
	HRD	Apr. 12, 1997	at	SC	3	5-6
Blaine Moore (2)	HRD	Apr. 7, 2000	vs	HNT	3	7-1
	RMD	Apr. 12, 1995	vs	TAL	3	7-3
Brad Smyth (2)	RMD	Mar. 24, 1995	vs	COL	4	10-4
	BRM	Mar. 27, 1994	vs	HVL	3	9-2
Brandon Alderson	BRM	Mar. 28, 1995	vs	WHL	3	7-2
	REA	Apr. 22, 2016	at	TOL	3	5-3
J.F. Aube	PEN	Apr. 26, 1998	vs	LA	3	9-4
Rick Barkovich	RAL	Mar. 27, 1993	vs	WHL	3	3-2
Mike Bayrack	FLA	Apr. 14, 2010	at	REA	3	6-7
Vince Bellissimo	FLA	Apr. 24, 2007	vs	TEX	3	5-0
Dave Bonk	BAK	Apr. 15, 2009	vs	LV	3	6-5
Nick Bootland	CIN	Apr. 6, 2003	vs	PEO	3	4-3
J.F. Boutin	PEO	Apr. 6, 2000	at	DAY	3	4-3
Kyle Calder	BAK	Apr. 8, 2010	at	VIC	3	4-2
Jason Cipolla	SC	May 9, 1997	at	LA	3	7-4
Jason Cirone	BRM	Apr. 12, 1994	at	RAL	3	5-7
Fraser Clair	FRE	Apr. 24, 2006	vs	BAK	3	5-3
Derek Clancey	COH	Mar. 25, 1995	at	RMD	3	8-9
Brian Cook	LOU	Mar. 27, 1994	at	KNX	3	6-4
Dave Craievich	BRM	Apr. 1, 1994	vs	LOU	3	8-2
Luke Curtin	ATC	Apr. 6, 2002	vs	CHR	3	6-0
Rob DeCiantis	NO	Apr. 6, 1999	vs	JAX	4	5-3
Guillaume Desbiens	GWT	May 5, 2006	vs	TOL	3	5-3
Marc Derlago	BAK	Apr. 18, 2009	vs	LV	3	4-3
Nick Deschenes	TRE	May 4, 2005	at	AK	3	7-1
John Devereaux	GBM	Mar. 31, 1992	vs	RNK	3	6-2
John-Scott Dickson	IDH	May 11, 2010	vs	STK	3	7-5
Iain Duncan	TOL	Apr. 4, 1993	vs	NSH	3	8-2
Devin Edgerton	WHL	Apr. 11, 1993	vs	TOL	3	7-3
Adam Edinger	NO	Apr. 6, 2001	at	LA	3	7-8
Doug Evans	PEO	Apr. 28, 1997	at	LA	3	10-3
Lee Falardeau	CHR	Apr. 20, 2005	at	CBA	3	4-3 (OT)
Brad Farynuk	SC	Apr. 17, 2009	vs.	CHR	3	8-3
Mac Faulkner	CIN	Apr. 25, 2009	vs	ELM	3	5-4
Drew Fisher	TUL	Apr. 14, 2015	at	ALN	3	4-5 (OT)
Brendan Flynn	RMD	Mar. 30, 1996	at	HRD	3	6-5
Byron Froese	CIN	Apr. 20, 2014	at	ORL	3	7-3
Rival Fullum	JHN	Mar. 21, 1993	vs	WHL	3	4-1
Guy Gadowsky	RMD	Mar. 24, 1992	vs	WS	3	5-4
Milan Gajic	GWT	May 1, 2006	vs	FLA	3	7-4
Lance Galbraith	IDH	Apr. 13, 2004	vs	LV	3	4-3
Wes Goldie	VIC	Apr. 14, 2007	vs	AK	3	9-4
Glen Goodall	ERIE	Mar. 19, 1993	vs	GBO	3	6-2
Stephane Goulet	STK	Apr. 20, 2008	vs	LV	3	6-3
Kevin Goumas	REA	Apr. 26, 2016	at	TOL	3	4-1
Marty Guerin	SC	Apr. 29, 2008	vs	CBA	3	5-2
Tyler Haskins	UTA	Apr. 25, 2008	at	VIC	3	6-0
Ryan Hayes	STK	Apr. 14, 2013	vs	LV	3	6-4
John Hendry	TOL	Apr. 1, 1994	at	COH	3	8-3
Dan Hodge	PEO	Apr. 2, 1997	at	WHL	3	9-4
Bud Holloway	ONT	Apr. 11, 2009	vs	STK	3	5-6
Chris Hynes	SC	Apr. 11, 1997	vs	HRD	3	5-4
Bobby Hughes	AK	Apr. 20, 1013	vs.	STK	3	3-5
Cal Ingraham	TAL	Apr. 21, 1996	vs	CHR	4	5-0
Brayden Irwin	FLA	May 2, 2012	vs	KAL	3	7-0
Chris Jensen	WHL	Apr. 11, 1998	at	TOL	3	5-6
Michael Joly	COL	May 12, 2018	vs	FW	3	3-2
Bracken Kearns	TOL	Apr. 19, 2006	vs	JHN	3	5-3
Adam Keefe	TOL	Apr. 6, 2010	vs	CHR	3	7-2
Paul Kelly	DAY	Apr. 30, 2007	at	CIN	3	6-2
Ryan Kinasewich	UTA	May 1, 2008	vs	VIC	3	7-5
Levko Koper	FLA	Apr. 29, 2017	vs	SC	3	5-2

378 - Three-Or-More-Goal Postseason Games / Penalty Shots

Player	Team	Date	Opponent	Total Goals	Score
Jarrett Konkle	AK	Apr. 10, 2010	at STK	3	5-8
Rick Kowalsky	HRD	Apr. 22, 2000	at TRE	3	3-6
Ryan Kraft	RMD	Apr. 9, 1999	at HRD	3	9-0
Olivier Labelle	REA	Apr. 30, 2010	at CIN	3	5-2
Maxime Lacroix	SC	Apr. 8, 2012	at GWT	3	4-3 (OT)
Brian LaFleur	PEN	May 8, 1998	vs HRD	3	7-4
Jeremy Langlois	STK	Apr. 19, 2014	vs ONT	3	5-3
Joey Martin	STK	Apr. 22, 2014	at ONT	3	5-2
Brian McCarthy	JHN	Mar. 29, 1995	vs SC	3	7-5
Shawn McNeil	LA	Apr. 25, 2000	at SC	3	8-3
Glen Metropolit	PEN	Apr. 27, 1997	at SC	3	5-6
Steve Mirabile	RAL	Mar. 23, 1994	at RNK	3	5-2
Chris Minard	AK	May 25, 2006	vs GWT	3	4-3
Pascal Morency	BAK	Apr. 5, 2011	at VIC	3	6-3
Darryl Noren	CHR	Mar. 26, 1995	vs GBO	3	3-4
David Pacan	CIN	Apr. 6, 2013	at TOL	3	5-2
Matt Pagnutti	LA	Apr. 11, 2000	vs MIS	3	7-3
Steve Parson	SC	Apr. 5, 1997	at CHR	3	4-2
James Patterson	JCK	Apr. 5, 2002	at LA	3	5-4
Lars Pettersen	AUG	Apr. 4, 2001	vs NO	3	9-3
Josh Pitt	KAL	Apr. 19, 2017	vs TOL	3	6-4
Tony Pripic	PEN	Apr. 18, 1997	vs RMD	3	8-4
Greg Puhalski	TOL	Apr. 6, 1993	at NSH	3	9-5
Chad Quenneville	PEN	Apr. 24, 1997	at SC	3	6-5
Greg Rallo	IDH	May 25, 2007	vs DAY	3	5-2
Mike Ross	COH	Mar. 25, 1994	vs JHN	3	9-4
Philippe Roy	JHN	Apr. 5, 2002	vs PEO	3	6-1
Paul Rushforth	LA	Apr. 11, 1998	vs PD	3	7-3
Nick Saracino	WOR	Apr. 21, 2018	at ADK	3	6-5
Charles Sarault	UTA	Apr. 26, 2016	at COL	3	7-2
Jay Schiavo	BRM	Apr. 1, 1994	vs LOU	3	8-2
Peter Schneider	KAL	Apr. 18, 2017	vs TOL	3	8-5
Darren Schwartz	WHL	Mar. 23, 1993	at JHN	3	5-0
Kevin Scott	CIN	Mar. 24, 1992	at DAY	3	8-2
Joe Seroski	NO	Apr. 4, 1998	vs PEN	4	5-6
Josh Shalla	CIN	May 19, 2014	vs GRN	3	4-1
Andrew Shier	RMD	Mar. 27, 1996	vs HRD	3	6-5
John Spoltore	LA	Apr. 15, 1997	vs BRM	3	5-4
Kevin St. Jacques	BAK	Apr. 15, 2007	vs FRE	3	4-2
Joel Stepp	GWT	Apr. 26, 2006	vs FLA	3	5-3
Wayne Strachan	RNK	Apr. 11, 1998	vs HRD	3	3-2
C.J. Stretch	ONT	Apr. 3, 2013	vs UTA	4	7-2
Max Taylor	TEX	Apr. 20, 2008	vs CBA	3	6-2
Rod Taylor	HRD	Apr. 10, 1992	vs LOU	3	4-3
Zack Torquato	WHL	Apr. 28, 2015	at TOL	3	5-2
Jean-Guy Trudel	PEO	Apr. 28, 1997	at LA	3	10-3
Cory Urquhart	STK	Apr. 10, 2009	at ONT	3	3-4
Andrei Vasilyev	IDH	May 14, 2004	at FLA	3	5-1
Paul Vincent	AUG	Apr. 4, 2001	vs NO	3	9-3
Ryan Wade	VIC	Apr. 12, 2008	vs BAK	3	4-3
Ryan Watson	BAK	May 10, 2014	at STK	3	5-3
Rob Weingartner	LA	Apr. 10, 1998	vs PD	3	6-3
Shawn Wheeler	CHR	Apr. 13, 1996	vs SC	3	5-2
Boris Zelenko	HRD	May 18, 1998	vs PEN	3	7-3

Penalty Shots In Postseason Games

Date	Player	Goaltender	Scored	Final Score	Series
Apr. 24, 2018	Max French, Idaho	Jake Paterson, Allen	No	IDH 6, ALN 3	DSF
Apr. 14, 2018	Matt Willows, Reading	Charles Williams	No	MAN 3, REA 2 (2OT)	DSF
May 15, 2017	Zac Lynch, Manchester	Parker Milner, South Carolina	No	SC 5, MAN 3	CF
May 3, 2017	Domenic Monardo, South Carolina	Anthony Peters, Florida	Yes	SC 4, FLA 2	DF
Apr. 24, 2016	Joe Rehkamp, Reading	Jeff Lerg, Toledo	No	TOL 3, REA 1	CQF
Apr. 20, 2016	Reed Seckel, Missouri	Brody Hoffman, Quad City	Yes	MO 4, QC 2	CQF
Apr. 18, 2016	T.J. Syner, Utah	Kris Lazaruk, Colorado	No	COL 5, UTA 4 (3OT)	CQF
Apr. 16, 2016	Greg Wolfe, Adirondack	Colin Stevens, Manchester	No	ADK 4, MAN 2	CQF
Apr. 17, 2015	Ludwig Blomstrand, Kalamazoo	Roman Will, Fort Wayne	No	KAL 2 at FW 4	DSF
May 31, 2014	Brendan Connolly, Alaska	Rob Madore, Cincinnati	No	CIN 2 at AK 1	KCF
May 24, 2013	Matt Reber, Stockton	Riley Gill, Reading	No	REA 3 at STK 4	KCF
May 10, 2013	Austin Smith, Idaho	Olivier Roy, Stockton	No	IDH 2 at STK 3	CF
Apr. 6, 2013	Louie Caporusso, Elmira	Jesse Deckert, Florida	Yes	ELM 8 at FLA 2	CQF
Apr. 5, 2013	Chris Donovan, Utah	J.F. Berube, Ontario	Yes	ONT 2 at UTA 1 (OT)	CQF
May 5, 2012	Justin Shugg, Florida	Riley Gill, Kalamazoo	No	KAL 1 at FLA 3	CF
Apr. 6, 2012	Andrew Hotham, Wheeling	Riley Gill, Kalamazoo	No	WHL 1 at KAL 5	CQF
Apr. 4, 2012	Chris Barton, Wheeling	Riley Gill, Kalamazoo	No	KAL 4 at WHL 2	CQF
May 2, 2011	Ryan Turek, Victoria	Gerald Coleman, Alaska	No	AK 3 at VIC 2	CF
Apr. 23, 2010	Brett Robinson, Cincinnati	Ryan Munce, Charlotte	Yes	CHR 4 at CIN 1	CSF
Apr. 12, 2010	Olivier Labelle, Reading	Riley Gill, Kalamazoo	No	KAL 2 at REA 3 (OT)	CQF
Apr. 7, 2010	Peter Vandermeer, Utah	Jimmy Spratt, Las Vegas	No	UTA 4 at LV 1	CQF
Apr. 7, 2010	Wes Goldie, Victoria	J.P. Levesseur, Bakersfield	No	BAK 3 at VIC 6	CQF

Penalty Shots In Postseason Games

Date	Player	Goaltender	Scored	Final Score	Series
Apr. 6, 2010	Andrew Orpik, Las Vegas	Mike Morrison, Utah	No	UTA 4 at LV 6	CQF
Apr. 6, 2010	Alex Bourret, Las Vegas	Mike Morrison, Utah	No	UTA 4 at LV 6	CQF
Apr. 6, 2010	Ryan Del Monte, Cincinnati	Todd Ford, South Carolina	No	SC 1 at CIN 6	CQF
May 22, 2009	Travis Morin, South Carolina	J.P. Lamoureux, Alaska	No	SC 4 at AK 2	KCF
May 9, 2009	Mark Van Guilder, Cincinnati	Jonathan Boutin, South Carolina	Yes	CIN 4 at SC 7	CF
May 2, 2009	Dan Riedel, Las Vegas	Parker Van Buskirk, Stockton	No	LV 3 at STK 2 (OT)	DF
May 1, 2009	Wes Goldie, Victoria	J.P. Lamoureux, Alaska	No	AK 0 at VIC 4	DF
May 1, 2009	Trent Campbell, South Carolina	David Leggio, Florida	No	FLA 3 at SC 4	DF
Apr. 25, 2009	Mac Faulkner, Cincinnati	Michael Teslak, Elmira	Yes	ELM 4 at CIN 5 (OT)	DF
Apr. 21, 2009	Andrew Martens, Ontario	Parker Van Buskirk, Stockton	No	STK 3 at ONT 4	DSF
Apr. 17, 2009	Mike Bayrack, Charlotte	Jonathan Boutin, South Carolina	No	CHR 3 at SC 8	DSF
Apr. 11, 2009	Milan Gajic, Florida	Josh Johnson, Gwinnett	No	GWT 2 at FLA 3(OT)	DSF
Apr. 11, 2009	Wes Goldie, Victoria	Matt Climie, Idaho	No	VIC 3 at IDH 1	DSF
Apr. 10, 2009	Barret Ehgoetz, Cincinnati	Curtis Darling, Wheeling	No	WHL 3 at CIN 1	DSF
May 9, 2008	Trent Campbell, South Carolina	Cedrick Desjardins, Cincinnati	Yes	SC 2 at CIN 6	CF
Apr. 27, 2008	Wes Goldie, Victoria	Nathan Lawson, Utah	No	UTA 1 at VIC 6	CSF
Apr. 27, 2008	Tyler Haskins, Utah	Julien Ellis, Victoria	Yes	UTA 1 at VIC 6	CSF
Apr. 14, 2008	Tyler Haskins, Utah	Jake Moreland, Fresno	No	UTA 4 at FRE 3 (OT)	CQF
Apr. 16, 2008	Darryl Lloyd, Victoria	Yutaka Fukufuji, Bakersfield	No	VIC 4 at BAK 1	CQF
Apr. 13, 2008	Andy Contois, Mississippi	Anton Khudobin, Texas	No	TEX 5 at MIS 3	DQF
Apr. 13, 2008	Brady Leisenring, Fresno	Nathan Lawson, Utah	No	UTA 6 at FRE 1	CQF
Apr. 10, 2008	John McNabb, Texas	Ryan Munce, Mississippi	Yes	MIS 2 at TEX 5	DQF
May 15, 2007	Julian Talbot, Alaska	Steve Silverthorn, Idaho	No	AK 2 at IDH 3	CF
May 4, 2007	Colin Nicholson, Texas	Craig Kowalski, Florida	No	TEX 3 at FLA 4	DSF
May 4, 2007	David Brine, Florida	Matt Yeats, Texas	No	TEX 3 at FLA 4	DSF
May 14, 2006	Jeff Campbell, Gwinnett	Drew MacIntyre, Toledo	Yes	GWT 4 at TOL 2	CF
May 1, 2006	Milan Gajic, Gwinnett	Phil Osaer, Florida	Yes	GWT 7 at FLA 4	DF
Apr. 28, 2006	Matt York, Gwinnett	Kevin Nastiuk, Florida	No	FLA 7 at GWT 3	DF
Apr. 19, 2006	Cam Paddock, Wheeling	Bryan Bridges, Reading	No	WHL 5 at REA 4	DSF
Apr. 15, 2006	Ryan Finnerty, South Carolina	Adam Berkhoel, Gwinnett	Yes	GWT 5 at SC 3	DSF
May 21, 2005	Scott Bertoli, Trenton	Craig Kowalski, Florida	No	TRE 2 at FLA 1	KCF
Apr. 27, 2005	Dusty Jamieson, Charlotte	Sean Fields, Gwinnett	No	CHR 4 at GWT 1	CSF
Apr. 16, 2005	Joe Talbot, Alaska	Davis Parley, Bakersfield	No	BAK 4 at AK 3 (OT)	DSF
Apr. 15, 2002	Ben Stafford, Trenton	Scott Stirling, Atlantic City	No	ATC 3 at TRE 0	CSF
Apr. 5, 1997	Hugo P. Belanger, Pensacola	Sonny Mignacca, Tallahassee	Yes	TAL 3 at PEN 4 (OT)	1st
Apr. 4, 1997	Glen Metropolitan, Pensacola	Sonny Mignacca, Tallahassee	Yes	PEN 4 at TAL 0	1st
Apr. 19, 1996	Chris Bergeron, Toledo	Brian Renfrew, Jacksonville	Yes	JAX 3 at TOL 4 (OT)	SF
Apr. 12, 1996	Dmitri Pankov, Richmond	Brian Renfrew, Jacksonville	No	RMD 2 at JAX 4	SF
Apr. 12, 1996	Derek DeCosty, Wheeling	Mark Richards, Tallahassee	No	TAL 4 at WHL 5	2nd

Overtime Records of Current Teams

Team	Total		Home		Last OT Game	Road		Last OT Game
	W	L	W	L		W	L	
Adirondack	4	2	1	1	April 25, 2017 vs. Manchester	3	1	May 12, 2018 at Florida
Allen	7	0	3	0	May 21, 2016 vs. Fort Wayne	4	0	June 4, 2016 at Wheeling
Atlanta	6	13	4	6	April 20, 2018 vs. Florida	2	7	April 27, 2013 at Cincinnati
Brampton	3	0	2	0	April 27, 2017 vs. Manchester	1	0	April 15, 2017 at Reading
Cincinnati	18	16	10	6	April 19, 2018 vs. Fort Wayne	8	10	April 14, 2018 at Fort Wayne
Florida	18	16	10	10	June 1, 2018 vs. Colorado	8	6	April 20, 2018 at Atlanta
Fort Wayne	9	11	7	4	May 19, 2018 vs. Colorado	2	7	May 23, 2018 at Colorado
Greenville	6	4	5	3	May 24, 2014 vs. Cincinnati	1	1	May 27, 2014 at Cincinnati
Idaho	19	16	8	8	May 3, 2018 vs. Colorado	11	8	April 28, 2018 at Colorado
Indy	0	2	0	1	April 19, 2018 vs. Toledo	0	1	April 13, 2018 at Toledo
Kalamazoo	2	5	1	1	April 29, 2011 vs. Wheeling	1	4	April 26, 2014 at Greenville
Kansas City	0	0	0	0		0	0	
Manchester	4	3	3	2	May 7, 2018 vs. Adirondack	1	1	April 27, 2017 at Brampton
Orlando	3	2	2	1	April 21, 2018 vs. South Carolina	1	1	April 27, 2015 at Florida
Rapid City	1	0	0	0		1	0	April 21, 2015 at Quad City
Reading	12	14	7	4	April 16, 2018 vs. Manchester	5	10	April 14, 2018 at Manchester
South Carolina	25	33	14	21	June 4, 2017 vs. Colorado	11	12	April 21, 2018 at Orlando
Toledo	20	17	14	6	April 29, 2017 vs. Fort Wayne	6	11	May 19, 2017 at Colorado
Tulsa	0	1	0	0		0	1	April 15, 2015 at Allen
Utah	3	13	2	5	April 18, 2015 vs. Idaho	1	8	April 17, 2016 at Colorado
Wheeling	15	13	5	4	June 4, 2016 vs. Allen	10	9	May 23, 2016 at South Carolina
Wichita	1	1	0	1	April 15, 2018 vs. Colorado	1	0	April 21, 2018 at Colorado
Worcester	0	0	0	0		0	0	

2018 KELLY CUP PLAYOFFS RESULTS**NORTH DIVISION SEMIFINALS****Adirondack vs. Worcester (Adirondack wins series 4 games to 2)**

Date	Teams	Attendance	Game-Winning Goal
April 13	Worcester 0 at Adirondack 3	3,540	Tim Harrison
April 14	Adirondack 0 at Worcester 2	4,108	Woody Hudson
April 15	Adirondack 3 at Worcester 1	4,216	Mike Szmatala
April 18	Worcester 1 at Adirondack 2	2,718	Brian Ward
April 21	Worcester 6 at Adirondack 5	3,609	Nick Saracino
April 23	Adirondack 3 at Worcester 1	2,523	Desmond Bergin
		20,714	

Manchester vs. Reading (Manchester wins series 4 games to 0)

Date	Teams	Attendance	Game-Winning Goal
April 13	Reading 2 at Manchester 3 (2 OT)	2,019	Sam Kurker
April 14	Reading 2 at Manchester 3 (2 OT)	2,311	Jordan LaVallee-Smotherman
April 16	Manchester 4 at Reading 3 (OT)	2,526	Rob Hamilton
April 18	Manchester 3 at Reading 0	2,714	Jordan LaVallee-Smotherman
		9,570	

SOUTH DIVISION SEMIFINALS**Florida vs. Atlanta (Florida wins series 4 games to 0)**

Date	Teams	Attendance	Game-Winning Goal
April 16	Atlanta 1 at Florida 4	2,883	Mitchell Heard
April 17	Atlanta 2 at Florida 3	3,058	Michael Kirkpatrick
April 19	Florida 4 at Atlanta 2	2,186	Michael Kirkpatrick
April 20	Florida 3 at Atlanta 2 (OT)	3,676	John McCarron
		11,803	

South Carolina vs. Orlando (Orlando wins series 4 games to 0)

Date	Teams	Attendance	Game-Winning Goal
April 12	Orlando 2 at South Carolina 0	2,238	Hunter Fejes
April 14	Orlando 2 at South Carolina 1	3,393	J.J. Piccinich
April 19	South Carolina 1 at Orlando 2 (OT)	6,899	Hunter Fejes
April 21	South Carolina 1 at Orlando 2 (OT)	8,081	Jean Dupuy
		20,611	

CENTRAL DIVISION SEMIFINALS**Toledo vs. Indy (Toledo wins series 4 games to 0)**

Date	Teams	Attendance	Game-Winning Goal
April 13	Indy 3 at Toledo 4 (2 OT)	7,023	Tyler Barnes
April 15	Indy 3 at Toledo 4	6,793	Austen Brassard
April 18	Toledo 3 at Indy 1	2,404	Kyle Bonis
April 19	Toledo 3 at Indy 2 (2 OT)	2,292	Christian Hilbrich
		18,512	

Fort Wayne vs. Cincinnati (Fort Wayne wins series 4 games to 1)

Date	Teams	Attendance	Game-Winning Goal
April 14	Cincinnati 3 at Fort Wayne 4 (2 OT)	7,318	Jamie Schaafsma
April 15	Cincinnati 1 at Fort Wayne 3	5,814	Mason Baptista
April 19	Fort Wayne 6 at Cincinnati 7 (OT)	2,038	Arvin Atwal
April 21	Fort Wayne 2 at Cincinnati 1	3,669	Gabriel Desjardins
April 22	Fort Wayne 4 at Cincinnati 2	1,227	Phelix Martineau
		20,066	

MOUNTAIN DIVISION SEMIFINALS**Colorado vs. Wichita (Colorado wins series 4 games to 2)**

Date	Teams	Attendance	Game-Winning Goal
April 15	Colorado 2 at Wichita 1 (OT)	2,623	J.C. Beaudin
April 16	Colorado 5 at Wichita 2	2,135	Michael Joly
April 18	Wichita 2 at Colorado 4	4,416	Matt Garbowski
April 20	Wichita 6 at Colorado 0	5,289	Ryan Van Stralen
April 21	Wichita 5 at Colorado 4 (OT)	4,930	Ryan Van Stralen
April 23	Colorado 5 at Wichita 3	1,771	Joey Ratelle
		16,748	

Idaho vs. Allen (Idaho wins series 4 games to 3)

Date	Teams	Attendance	Game-Winning Goal
April 13	Allen 3 at Idaho 2	3,918	Bryan Moore
April 14	Allen 5 at Idaho 4	4,612	Zach Pochiro
April 18	Idaho 3 at Allen 5	3,226	J.C. Campagna
April 20	Idaho 2 at Allen 1	4,363	Steven McParland
April 22	Idaho 2 at Allen 1	3,215	Max French
April 24	Allen 3 at Idaho 6	3,120	Cole Uilly
April 25	Allen 1 at Idaho 4	3,060	Tommy Thompson
		25,514	

NORTH DIVISION FINALS**Adirondack vs. Manchester (Adirondack wins series 4 games to 2)**

Date	Teams	Attendance	Game-Winning Goal
April 27	Manchester 5 at Adirondack 3	2,548	Alexx Privitera
April 28	Manchester 1 at Adirondack 5	3,103	Terrence Wallin
May 1	Manchester 3 at Adirondack 5	1,979	Austin Orszulak
May 3	Manchester 3 at Adirondack 0	2,377	Jordan LaVallee-Smotherman
May 6	Adirondack 6 at Manchester 0	2,262	Colton White
May 7	Adirondack 3 at Manchester 2 (3 OT)	1,287	Mathieu Brodeur
		13,556	

SOUTH DIVISION FINALS**Florida vs. Orlando (South Carolina wins series 4 games to 1)**

Date	Teams	Attendance	Game-Winning Goal
April 27	Orlando 1 at Florida 4	4,127	John McCarron
April 28	Orlando 1 at Florida 5	4,381	Sam Warning
May 3	Florida 5 at Orlando 1	5,637	Michael Kirkpatrick
May 4	Florida 3 at Orlando 5	7,065	Martins Dzierkals
May 6	Florida 5 at Orlando 2	5,628	Michael Kirkpatrick
		26,838	

CENTRAL DIVISION FINALS**Toledo vs. Fort Wayne (Fort Wayne wins series 4 games to 2)**

Date	Team	Attendance	Game-Winning Goal
April 28	Fort Wayne 5 at Toledo 3	8,000	Dennis Kravchenko
April 29	Fort Wayne 1 at Toledo 2	6,606	A.J. Jenks
May 2	Toledo 4 at Fort Wayne 3	5,787	Shane Berschbach
May 4	Toledo 1 at Fort Wayne 3	7,449	Gabriel Desjardins
May 5	Fort Wayne 4 at Toledo 1	7,494	Gabriel Desjardins
May 8	Toledo 2 at Fort Wayne 4	6,160	Gabriel Desjardins
		41,496	

MOUNTAIN DIVISION FINALS**Colorado vs. Idaho (Colorado wins series 4 games to 0)**

Date	Teams	Attendance	Game-Winning Goal
April 28	Idaho 0 at Colorado 1 (OT)	5,289	Collin Bowman
April 29	Idaho 2 at Colorado 6	4,563	Shawn St-Amant
May 2	Colorado 3 at Idaho 2	3,468	J.C. Beaudin
May 3	Colorado 1 at Idaho 0 (OT)	3,410	Drayson Bowman
		16,730	

382 - Kelly Cup Playoffs (2018)

EASTERN CONFERENCE FINALS

Florida vs. Adirondack (Florida wins series 4 games to 1)			
Date	Teams	Attendance	Game-Winning Goal
May 11	Adirondack 3 at Florida 4	4,049	Michael Kirkpatrick
May 12	Adirondack 3 at Florida 2 (OT)	5,207	Terrence Wallin
May 16	Florida 3 at Adirondack 2	2,503	John McCarron
May 18	Florida 7 at Adirondack 3	2,899	Sam Warning
May 19	Florida 3 at Adirondack 2	3,028	Mitchell Heard
		17,686	

WESTERN CONFERENCE FINALS

Colorado vs. Fort Wayne (Colorado wins series 4 games to 3)			
Date	Teams	Attendance	Game-Winning Goal
May 12	Fort Wayne 2 at Colorado 3 (OT)	5,289	Michael Joly
May 13	Fort Wayne 3 at Colorado 2	4,574	Marc-Olivier Roy
May 16	Colorado 2 at Fort Wayne 4	6,089	Marc-Olivier Roy
May 18	Colorado 2 at Fort Wayne 1	7,558	Michael Joly
May 19	Colorado 4 at Fort Wayne 3 (2 OT)	7,598	Brady Shaw
May 22	Fort Wayne 3 at Colorado 2	5,289	Garrett Thompson
May 23	Fort Wayne 3 at Colorado 4 (OT)	4,415	Ryan Olsen
		40,812	

KELLY CUP FINALS

Florida vs. Colorado (Colorado wins series 4 games to 3)			
Date	Teams	Attendance	Game-Winning Goal
May 25	Florida 1 at Colorado 3	4,841	Drayson Bowman
May 27	Florida 4 at Colorado 3	5,289	Mitchell Heard
May 30	Colorado 5 at Florida 4 (OT)	6,013	Ryan Olsen
June 1	Colorado 6 at Florida 7 (OT)	6,881	Gus Young
June 2	Colorado 0 at Florida 5	6,729	Stephen MacAulay
June 6	Florida 2 at Colorado 4	5,289	Jake Marto
June 9	Colorado 3 at Florida 2	7,701	Gabriel Verpaelst
		42,743	

2018 KELLY CUP PLAYOFFS SCORING LEADERS

LEADING SCORERS	GAMES	GOALS	ASSISTS	POINTS
Michael Joly, Colorado	24	13	16	29
Michael Kirkpatrick, Florida	18	11	11	22
Mitchell Heard, Florida	20	9	13	22
John McCarron, Florida	21	10	10	20
Gabriel Desjardins, Fort Wayne	18	9	11	20
Matt Register, Colorado	24	3	17	20
J.C. Beaudin, Colorado	22	10	8	18
Ryan Schmelzer, Adirondack	17	9	8	17
Shawn Szydlowski, Fort Wayne	17	4	13	17
Garrett Thompson, Fort Wayne	18	7	9	16
Matt Garbowsky, Colorado	18	7	9	16
Joe Cox, Florida	21	6	10	16
Spencer Smallman, Florida	19	3	13	16
Jake Marto, Colorado	24	7	8	15
James Henry, Adirondack	17	2	13	15
Sam Warning, Florida	21	5	9	14
Zack Kamrass, Florida	21	3	11	14
Ryan Harrison, Colorado	24	3	11	14
Brett Bulmer, Florida	20	6	7	13
Matt Mackenzie, Florida	16	3	10	13

2018 KELLY CUP PLAYOFFS GOALTENDING LEADERS

LEADING GOALIES	GP	MIN	GAA	W	L	SO	GA	SA	S%
Mackenzie Blackwood, Adirondack	5	240	1.00	3	1	1	4	112	0.964
Parker Milner, South Carolina	4	273	1.54	0	4	0	7	95	0.926
Cal Heeter, Orlando	8	443	1.90	4	3	1	14	255	0.945
Philippe Desrosiers, Idaho	10	571	2.00	4	5	0	19	290	0.934
Eamon McAdam, Worcester	4	209	2.01	1	3	0	7	106	0.934
John Muse, Reading	4	328	2.02	0	4	0	11	200	0.945
Martin Ouellette, Florida	19	1170	2.31	14	5	1	45	545	0.917
Drew Fielding, Adirondack	10	639	2.35	5	5	1	25	360	0.931
Michael Houser, Fort Wayne	17	1081	2.44	10	7	0	44	514	0.914
Charles Williams, Manchester	9	564	2.53	5	3	1	25	281	0.911
Joe Cannata, Colorado	24	1434	2.55	16	7	2	61	698	0.913
Pat Nagle, Toledo	10	656	2.56	6	4	0	28	346	0.919
Etienne Marcoux, Indy	4	299	2.61	0	4	0	13	170	0.924
Shane Starrett, Wichita	6	364	2.80	2	4	1	17	201	0.915
Jake Paterson, Allen	7	415	3.04	3	4	0	21	249	0.916
Jonas Johansson, Cincinnati	5	326	3.31	1	4	0	18	228	0.921
Olivier Mantha, Adirondack	4	195	4.00	1	2	0	13	87	0.851

384 - Kelly Cup Playoffs (2018)

2018 KELLY CUP PLAYOFFS LEADERS

GOALS	GP	G	ASSISTS	GP	A
Michael Joly, Colorado	24	13	Matt Register, Colorado	24	17
Michael Kirkpatrick, Florida	18	11	Michael Joly, Colorado	24	16
John McCarron, Florida	21	10			
J.C. Beaudin, Colorado	22	10			

POWER-PLAY GOALS	PPG	SHORTHANDED GOALS	SHG
several tied	3	Hunter Fejes, Orlando	2
		Stephen MacAulay, Florida	2
		Matt Garbowsky, Colorado	2

SHOTS	SHOTS	SHOOTING PERCENTAGE	PCT
Shawn Szydlowski, Fort Wayne	67	Justin Vaive, Cincinnati	0.417
Michael Kirkpatrick, Florida	67	J.J. Piccinich, Orlando	0.400
John McCarron, Florida	61	Chris LeBlanc, Orlando	0.308
Mitchell Heard, Florida	59		

GAME-WINNING GOALS	GWG	PLUS-MINUS	+/-
Michael Kirkpatrick, Florida	5	Gabriel Desjardins, Fort Wayne	+13
Gabriel Desjardins, Fort Wayne	4	Spencer Smallman, Florida	+13
		Clark Seymour, Florida	+12
		Zack Kamrass, Florida	+12

PENALTY MINUTES	MIN	MINOR PENALTIES	PEN
Gabriel Verpaelst, Colorado	75	John McCarron, Florida	26
John McCarron, Florida	62	Ryan Olsen, Colorado	20
Ryan Olsen, Colorado	50	David Dziurzynski, Florida	14

WINS	WINS	LOSSES	LOSSES
Joe Cannata, Colorado	16	Joe Cannata, Colorado	7
Martin Ouellette, Florida	14	Michael Houser, Fort Wayne	7
Michael Houser, Fort Wayne	10		

MINUTES	MIN	SHUTOUTS	SO
Joe Cannata, Colorado	1434	Joe Cannata, Colorado	2
Martin Ouellette, Florida	1170		
Michael Houser, Fort Wayne	1081		
Pat Nagle, Toledo	656		

SAVES	SAVES	SAVE PERCENTAGE	PCT
Joe Cannata, Colorado	637	Mackenzie Blackwood, Adirondack	0.964
Martin Ouellette, Florida	500	Cal Heeter, Orlando	0.945
Michael Houser, Fort Wayne	470	John Muse, Reading	0.945
Drew Fielding, Adirondack	335	Philippe Desrosiers, Idaho	0.934
		Eamon McAdam, Worcester	0.934

2017 KELLY CUP PLAYOFFS RESULTS**NORTH DIVISION SEMIFINALS**

Manchester defeated Adirondack, 4 games to 2
 Brampton defeated Reading, 4 games to 2

CENTRAL DIVISION SEMIFINALS

Toledo defeated Kalamazoo, 4 games to 3
 Fort Wayne defeated Quad City, 4 games to 1

SOUTH DIVISION SEMIFINALS

Florida defeated Orlando, 4 games to 3
 South Carolina defeated Greenville, 4 games to 2

MOUNTAIN DIVISION SEMIFINALS

Allen defeated Utah, 4 games to 1
 Colorado defeated Idaho, 4 games to 1

NORTH DIVISION FINALS

Manchester defeated Brampton, 4 games to 2

CENTRAL DIVISION FINALS

Toledo defeated Fort Wayne, 4 games to 1

SOUTH DIVISION FINALS

South Carolina defeated Florida, 4 games to 1

MOUNTAIN DIVISION FINALS

Colorado defeated Allen, 4 games to 2

EASTERN CONFERENCE FINALS

South Carolina defeated Manchester, 4 games to 3

WESTERN CONFERENCE FINALS

Colorado defeated Toledo, 4 games to 1

KELLY CUP FINALS

Game 1 - South Carolina 2 at Colorado 3 (2 OT)

Game 2 - South Carolina 2 at Colorado 3

Game 3 - Colorado 5 at South Carolina 4 (OT)

Game 4 - Colorado 2 at South Carolina 1

Colorado wins Kelly Cup Finals 4 games to 0

LEADING SCORERS	GP	G	A	PTS
Alex Belzile, Colorado	18	14	12	26
Matt Register, Colorado	20	8	16	24
Rob Flick, South Carolina	22	11	11	22
Matt Leitner, Manchester	19	8	14	22
Kyle Bonis, Toledo	17	10	8	18
Tyson Spink, Toledo	17	7	11	18
Domenic Monardo, South Carolina	22	6	12	18
Jake Marto, Colorado	20	5	13	18
Olivier Archambault, South Carolina	22	7	10	17
Kelly Zajac, South Carolina	22	6	11	17
Shane Berschbach, Toledo	17	2	15	17

LEADING GOALIES	GP	MIN	GAA	W	L	SO	GA	SA	S%
Mark Dekanich, Reading	6	406	1.62	2	4	0	11	239	0.954
Alex Nedeljkovic, Florida	7	406	1.92	1	5	0	13	186	0.930
Zachary Fucale, Brampton	11	704	2.13	6	5	0	25	365	0.932
Ryan Massa, Orlando	4	252	2.14	3	1	0	9	153	0.941
Parker Milner, South Carolina	22	1409	2.30	12	10	3	54	665	0.919
Sam Brittain, Manchester	19	1132	2.33	11	8	1	44	584	0.925
Lukas Hafner, Colorado	16	1037	2.43	14	2	0	42	433	0.903

386 - Kelly Cup Playoffs (2016)**2016 KELLY CUP PLAYOFFS RESULTS****EASTERN CONFERENCE****QUARTERFINALS**

Reading defeated Toledo, 4 games to 3
 South Carolina defeated Kalamazoo, 4 games to 1
 Adirondack defeated Manchester, 4 games to 1
 Wheeling defeated Florida, 4 games to 2

EASTERN CONFERENCE**SEMIFINALS**

South Carolina defeated Adirondack, 4 games to 3
 Wheeling defeated Reading, 4 games to 3

EASTERN CONFERENCE FINALS

Wheeling defeated South Carolina, 4 games to 3

WESTERN CONFERENCE**QUARTERFINALS**

Missouri defeated Quad City, 4 games to 0
 Fort Wayne defeated Cincinnati, 4 games to 3
 Utah defeated Colorado, 4 games to 2
 Allen defeated Idaho, 4 games to 3

WESTERN CONFERENCE**SEMIFINALS**

Allen defeated Missouri, 4 games to 2
 Fort Wayne defeated Utah, 4 games to 0

WESTERN CONFERENCE FINALS

Allen defeated Fort Wayne, 4 games to 1

KELLY CUP FINALS

Game 1 - Wheeling 3 at Allen 5
 Game 2 - Wheeling 7 at Allen 6
 Game 3 - Allen 2 at Wheeling 3
 Game 4 - Allen 4 at Wheeling 2
 Game 5 - Allen 3 at Wheeling 2 (OT)
 Game 6 - Wheeling 2 at Allen 4

Allen wins Kelly Cup Finals 4 games to 2

LEADING SCORERS

	GP	G	A	PTS
Chad Costello, Allen	24	7	29	36
Riley Brace, Wheeling	26	5	22	27
Greger Hanson, Allen	25	15	8	23
John McCarron, Wheeling	25	11	12	23
Mathew Maione, Wheeling	26	6	17	23
Cody Wydo, Wheeling	26	12	9	21
Eric Roy, Allen	23	5	16	21
David Makowski, Allen	18	5	15	20
Shawn Szydlowski, Fort Wayne	16	10	9	19
Austin Fyten, South Carolina	19	8	11	19

LEADING GOALIES

	GP	MIN	GAA	W	L	SO	GA	SA	S%
Mark Dekanich, South Carolina	10	603	1.69	5	4	2	17	219	0.922
Josh Robinson, Missouri	7	416	2.16	4	3	0	15	202	0.926
Ken Appleby, Adirondack	12	754	2.31	7	5	1	29	363	0.920
Vitek Vanecek, South Carolina	11	624	2.31	6	4	1	24	278	0.914
Riley Gill, Allen	19	997	2.35	12	5	1	39	508	0.923
Pat Nagle, Fort Wayne	16	986	2.37	9	6	2	39	413	0.906
Franky Palazzese, Wheeling	12	702	2.39	5	5	0	28	297	0.906

2015 KELLY CUP PLAYOFFS RESULTS**NORTH DIVISION SEMIFINALS**

Toledo defeated Wheeling 4 games to 3
 Fort Wayne defeated Kalamazoo 4 games to 1

CENTRAL DIVISION SEMIFINALS

Allen defeated Tulsa 4 games to 1
 Rapid City defeated Quad City 4 games to 3

EAST DIVISION SEMIFINALS

Florida defeated Orlando 4 games to 2
 South Carolina defeated Reading 4 games to 3

PACIFIC DIVISION SEMIFINALS

Utah defeated Idaho 4 games to 2
 Ontario defeated Colorado 4 games to 3

NORTH DIVISION FINALS

Toledo defeated Fort Wayne 4 games to 3

CENTRAL DIVISION FINALS

Allen defeated Rapid City 4 games to 2

EAST DIVISION FINALS

South Carolina defeated Florida 4 games to 2

PACIFIC DIVISION FINALS

Ontario defeated Utah 4 games to 1

EASTERN CONFERENCE FINALS

South Carolina defeated Toledo 4 games to 3

WESTERN CONFERENCE FINALS

Allen defeated Ontario 4 games to 3

KELLY CUP FINALS

Game 1 - South Carolina 4 at Allen 3
 Game 2 - South Carolina 2 at Allen 5
 Game 3 - South Carolina 4 at Allen 1
 Game 4 - Allen 3 at South Carolina 2 (2 OT)
 Game 5 - Allen 3 at South Carolina 2 (OT)
 Game 6 - Allen 1 at South Carolina 4
 Game 7 - South Carolina 1 at Allen 6

Allen wins Kelly Cup Finals 4 games to 3

LEADING SCORERS	GP	G	A	PTS
Wayne Simpson, South Carolina	27	13	25	38
Andrew Rowe, South Carolina	27	15	19	34
Greger Hanson, Allen	25	12	17	29
Derek DeBlois, South Carolina	27	11	18	29
Chad Costello, Allen	25	9	19	28
Shane Berschbach, Toledo	21	8	17	25
Spencer Asuchak, Allen	25	11	10	21
Garry Nunn, Ontario	19	9	12	21
Chris Crane, Allen	25	10	10	20

LEADING GOALIES	GP	MIN	GAA	W	L	SO	GA	SA	S%
Evan Mosher, Quad City	4	200	1.80	3	1	1	6	93	0.935
Parker Milner, Quad City	4	222	1.89	0	3	0	7	94	0.926
Pat Nagle, Fort Wayne	5	334	2.15	3	2	0	12	138	0.913
Jeff Lerg, Toledo	15	956	2.20	7	8	0	35	463	0.924
Jussi Olkinuora, Ontario	12	624	2.31	7	4	0	24	259	0.907
Joe Cannata, Ontario	9	515	2.33	4	4	2	20	208	0.904
Riley Gill, Allen	21	1168	2.41	13	7	0	47	494	0.905

2014 KELLY CUP PLAYOFFS RESULTS**EASTERN CONFERENCE****QUARTERFINALS**

Fort Wayne defeated Reading 4 games to 1
 Greenville defeated Kalamazoo 4 games to 2
 Wheeling defeated South Carolina 4 games to 0
 Cincinnati defeated Orlando 4 games to 2

EASTERN CONFERENCE**SEMIFINALS**

Cincinnati defeated Fort Wayne 4 games to 2
 Greenville defeated Wheeling 4 games to 2

EASTERN CONFERENCE FINALS

Cincinnati defeated Greenville 4 games to 2

WESTERN CONFERENCE**QUARTERFINALS**

Alaska defeated Las Vegas 4 games to 0
 Stockton defeated Ontario 4 games to 0
 Bakersfield defeated Utah 4 games to 1
 Idaho defeated Colorado 4 games to 2

WESTERN CONFERENCE**SEMIFINALS**

Alaska defeated Idaho 4 games to 1
 Bakersfield defeated Stockton 4 games to 1

WESTERN CONFERENCE FINALS

Alaska defeated Bakersfield 4 games to 2

KELLY CUP FINALS

Game 1 - Cincinnati 3 at Alaska 5
 Game 2 - Cincinnati 2 at Alaska 1
 Game 3 - Cincinnati 0 at Alaska 2
 Game 4 - Alaska 1 at Cincinnati 3
 Game 5 - Alaska 4 at Cincinnati 2
 Game 6 - Alaska 4 at Cincinnati 0

Alaska wins Kelly Cup Finals 4 games to 2

LEADING SCORERS	GP	G	A	PTS
Nick Mazzolini, Alaska	21	11	20	31
Byron Froese, Cincinnati	23	8	17	25
Jonathan Hazen, Cincinnati	24	8	11	19
Brendan Connolly, Alaska	19	3	16	19
Andrew Yogan, Greenville	17	7	11	18
Josh Shalla, Cincinnati	23	11	6	17
Andrew Rowe, Greenville	18	4	12	16
Josh Nicholls, Greenville	18	6	9	15
Michael St. Croix, Greenville	18	4	11	15

LEADING GOALIES	GP	MIN	GAA	W	L	SO	GA	SA	S%
Gerald Coleman, Alaska	14	814	1.33	10	4	2	18	313	0.942
Marc Cheverie, Colorado	2	195	1.54	0	2	0	5	97	0.948
Jordan Binnington, Kalamazoo	3	223	1.89	1	2	0	7	130	0.946
Ben Meisner, Fort Wayne	11	722	1.91	6	5	0	23	353	0.935
Aaron Dell, Utah	3	188	1.92	1	2	0	6	88	0.932
Joel Martin, Kalamazoo	3	181	1.99	1	2	0	6	88	0.932

2013 KELLY CUP PLAYOFFS RESULTS**EASTERN CONFERENCE****QUARTERFINALS**

Reading defeated Greenville 4 games to 1
 Cincinnati defeated Toledo 4 games to 2
 Gwinnett defeated South Carolina 4 games to 0
 Florida defeated Elmira 4 games to 2

EASTERN CONFERENCE**SEMIFINALS**

Reading defeated Florida 4 games to 3
 Cincinnati defeated Gwinnett 4 games to 2

EASTERN CONFERENCE FINALS

Reading defeated Cincinnati 4 games to 1

WESTERN CONFERENCE**QUARTERFINALS**

Alaska defeated San Francisco 4 games to 1
 Ontario defeated Utah 4 games to 0
 Idaho defeated Colorado 4 games to 2
 Stockton defeated Las Vegas 4 games to 3

WESTERN CONFERENCE**SEMIFINALS**

Stockton defeated Alaska 4 games to 2
 Idaho defeated Ontario 4 games to 2

WESTERN CONFERENCE FINALS

Stockton defeated Idaho 4 games to 1

KELLY CUP FINALS

Game 1 - Stockton 5 at Reading 6 (OT)

Game 2 - Stockton 0 at Reading 4

Game 3 - Reading 3 at Stockton 1

Game 4 - Reading 3 at Stockton 4

Game 5 - Reading 6 at Stockton 0

Reading wins Kelly Cup Finals 4 games to 1

LEADING SCORERS	GP	G	A	PTS
Yannick Tifu, Reading	22	12	13	25
Ryan Hayes, Stockton	23	9	15	24
T.J. Syner, Reading	22	9	12	21
Andrew Clark, Stockton	22	7	14	21
Harrison Reed, Stockton	23	9	11	20
Nikita Kashirsky, Reading	22	5	15	20
Bobby Hughes, Alaska	11	9	8	17
Mike Embach, Cincinnati	17	5	12	17
David Pacan, Reading	17	9	7	16
Adam Brace, Florida	13	6	9	15
Adrian Foster, Idaho	16	5	9	14

LEADING GOALIES	GP	MIN	GAA	W	L	SO	GA	SA	S%
Mark Owuya, Reading	5	299	1.61	3	2	2	8	108	0.926
Riley Gill, Reading	17	1099	1.91	13	4	4	35	502	0.930
Jordan Pearce, Toledo	4	215	1.95	2	1	0	7	109	0.936
Jean-Francois Berube, Ontario	10	608	2.07	6	4	1	21	22	0.914
Louis Domingue, Gwinnett	10	619	2.23	6	4	2	23	310	0.926
Michael Houser, Cincinnati	17	1154	2.24	9	8	1	43	507	0.915
Gerald Coleman, Alaska	9	548	2.30	4	5	0	21	236	0.911

2012 KELLY CUP PLAYOFFS RESULTS**EASTERN CONFERENCE****QUARTERFINALS**

Elmira defeated Reading 3 games to 2
 South Carolina defeated Gwinnett 3 games to 1
 Kalamazoo defeated Wheeling 3 games to 1
 Florida defeated Greenville 3 games to 0

EASTERN CONFERENCE**SEMIFINALS**

Florida defeated Elmira 4 games to 1
 Kalamazoo defeated South Carolina 4 games to 1

EASTERN CONFERENCE FINALS

Florida defeated Kalamazoo 4 games to 1

WESTERN CONFERENCE**QUARTERFINALS**

Idaho defeated Ontario 3 games to 2
 Las Vegas defeated Utah 3 games to 0
 Stockton defeated Colorado 3 games to 0

WESTERN CONFERENCE**SEMIFINALS**

Alaska defeated Stockton 4 games to 1
 Las Vegas defeated Idaho 4 games to 1

WESTERN CONFERENCE FINALS

Las Vegas defeated Alaska 4 games to 1

KELLY CUP FINALS

Game 1 - Florida 1 at Las Vegas 2
 Game 2 - Florida 7 at Las Vegas 2
 Game 3 - Las Vegas 3 at Florida 4 (OT)
 Game 4 - Las Vegas 1 at Florida 3
 Game 5 - Las Vegas 2 at Florida 3 (OT)

Florida wins Kelly Cup Finals 4 games to 1

LEADING SCORERS	GP	G	A	PTS
Eric Lampe, Las Vegas	17	7	14	21
Cedric Lalonde-McNicoll, Florida	18	4	17	21
Matt Marquardt, Florida	18	6	12	18
Adam Miller, Las Vegas	18	3	15	18
Judd Blackwater, Las Vegas	18	6	8	14
Matt Beca, Florida	18	5	9	14
Nick Sirota, Kalamazoo	14	7	6	13
Brayden Irwin, Florida	16	6	7	13
Brandon MacLean, Florida	18	4	9	13
Trent Daavettila, Kalamazoo	14	3	10	13

LEADING GOALIES	GP	MIN	GAA	W	L	SO	GA	SA	S%
Pat Nagle, Florida	6	338	1.42	4	1	2	8	136	0.941
John Muse, Florida	13	776	1.78	11	2	1	23	377	0.939
Mitch O'Keefe, Las Vegas	6	360	1.83	5	1	1	1	188	0.941
Gerald Coleman, Alaska	10	569	2.00	5	5	1	19	254	0.925
Joe Fallon, Las Vegas	12	752	2.17	7	5	1	27	345	0.922

2011 KELLY CUP PLAYOFFS RESULTS**EASTERN CONFERENCE****QUARTERFINALS**

Greenville defeated Elmira 3 games to 1
 Reading defeated Cincinnati 3 games to 1
 Kalamazoo defeated Florida 3 games to 1
 Wheeling defeated South Carolina 3 games to 1

WESTERN CONFERENCE**QUARTERFINALS**

Victoria defeated Bakersfield 3 games to 1
 Utah defeated Stockton 3 games to 1
 Idaho defeated Las Vegas 3 games to 2

EASTERN CONFERENCE**SEMIFINALS**

Wheeling defeated Greenville 4 games to 3
 Kalamazoo defeated Reading 4 games to 0

WESTERN CONFERENCE**SEMIFINALS**

Alaska defeated Idaho 4 games to 0
 Victoria defeated Utah 4 games to 0

EASTERN CONFERENCE FINALS

Kalamazoo defeated Wheeling 4 games to 2

WESTERN CONFERENCE FINALS

Alaska defeated Victoria 4 games to 0

KELLY CUP FINALS

Game 1 - Kalamazoo 0 at Alaska 5
 Game 2 - Kalamazoo 2 at Alaska 3 (OT)
 Game 3 - Alaska 1 at Kalamazoo 4
 Game 4 - Alaska 7 at Kalamazoo 5
 Game 5 - Alaska 5 at Kalamazoo 3

Alaska wins Kelly Cup Finals 4 games to 1

LEADING SCORERS	GP	G	A	PTS
Trent Daavetila, Kalamazoo	18	6	22	28
Sam Ftorek, Kalamazoo	19	7	14	21
Andrew Fournier, Kalamazoo	19	6	14	20
Scott Howes, Alaska	12	7	12	19
Aaron Clarke, Kalamazoo	19	6	10	16
Kory Karlander, Kalamazoo	19	7	8	15
Paul Crowder, Wheeling	17	4	11	15
Justin Taylor, Kalamazoo	19	9	5	14
Dean Strong, Kalamazoo	15	7	7	14
Joey Haddad, Wheeling	17	7	7	14
Wes Goldie, Alaska	13	3	11	14

LEADING GOALIES	GP	MIN	GAA	W	L	SO	GA	SA	S%
Michael Ouzas, Las Vegas	5	384	1.25	2	3	1	8	145	0.948
Chris Beckford-Tseu, Greenville	4	264	1.59	2	2	1	7	80	0.920
Gerald Coleman, Alaska	12	729	1.73	11	1	3	21	317	0.938
Jerry Kuhn, Idaho	9	624	1.83	3	6	0	19	281	0.937
Marco Cousineau, Elmira	4	251	1.91	1	3	0	8	121	0.938

2010 KELLY CUP PLAYOFFS RESULTS**AMERICAN CONFERENCE****QUARTERFINALS**

Charlotte defeated Toledo 3 games to 1
 Cincinnati defeated South Carolina 3 games to 2
 Florida defeated Elmira 3 games to 2
 Reading defeated Kalamazoo 3 games to 2

AMERICAN CONFERENCE**SEMIFINALS**

Cincinnati defeated Charlotte 4 games to 3
 Reading defeated Florida 4 games to 0

AMERICAN CONFERENCE FINALS

Cincinnati defeated Reading 4 games to 3

NATIONAL CONFERENCE**QUARTERFINALS**

Bakersfield defeated Victoria 3 games to 2
 Stockton defeated Alaska 3 games to 1
 Utah defeated Las Vegas 3 games to 2

NATIONAL CONFERENCE**SEMIFINALS**

Idaho defeated Utah 4 games to 0
 Stockton defeated Bakersfield 4 games to 1

NATIONAL CONFERENCE FINALS

Idaho defeated Stockton 4 games to 2

KELLY CUP FINALS

Game 1 - Cincinnati 3 at Idaho 2
 Game 2 - Cincinnati 1 at Idaho 0
 Game 3 - Idaho 4 at Cincinnati 3 (2OT)
 Game 4 - Idaho 2 at Cincinnati 3
 Game 5 - Idaho 1 at Cincinnati 2

Cincinnati wins Kelly Cup Finals 4 games to 1

LEADING SCORERS	GP	G	A	PTS
Ryan Cruthers, Reading	16	8	16	24
Dustin Sproat, Cincinnati	24	11	9	20
Oren Eizenman, Stockton	15	3	16	19
Evan Barlow, Idaho	15	8	10	18
Mark McCutcheon, Idaho	15	8	10	18
Barret Ehgoetz, Cincinnati	24	9	8	17
Marty Flichel, Idaho	15	6	11	17
James Bates, Stockton	15	3	14	17
Milan Gajic, Florida	9	7	9	16
Marc Cavosie, Reading	16	7	9	16
Jimmy Kilpatrick, Cincinnati	20	7	9	16

LEADING GOALIES	GP	MIN	GAA	W	L	SO	GA	SA	S%
Robert Mayer, Cincinnati	9	508	1.54	6	1	3	13	197	0.938
Richard Bachman, Idaho	8	492	1.59	6	2	1	13	216	0.943
Bryan Pitton, Stockton	4	247	1.70	2	1	1	7	115	0.943
Riley Gill, Kalamazoo	4	212	2.26	1	2	0	8	127	0.941
Todd Ford, South Carolina	5	339	2.30	2	3	0	13	121	0.903

2009 KELLY CUP PLAYOFFS RESULTS

NORTH DIVISION SEMIFINALS

Elmira defeated Trenton 4 games to 3
Cincinnati defeated Wheeling 4 games to 3

SOUTH DIVISION SEMIFINALS

South Carolina defeated Charlotte 4 games to 2
Florida defeated Gwinnett 4 games to 1

PACIFIC DIVISION SEMIFINALS

Las Vegas defeated Bakersfield 4 games to 3
Stockton defeated Ontario 4 games to 3

WEST DIVISION SEMIFINALS

Victoria defeated Idaho 4 games to 0
Alaska defeated Utah 4 games to 1

NORTH DIVISION FINALS

Cincinnati defeated Elmira 4 games to 0

SOUTH DIVISION FINALS

South Carolina defeated Florida 4 games to 2

PACIFIC DIVISION FINALS

Las Vegas defeated Stockton 4 games to 3

WEST DIVISION FINALS

Alaska defeated Victoria 4 games to 1

AMERICAN CONFERENCE FINALS

South Carolina defeated Cincinnati 4 games to 0

NATIONAL CONFERENCE FINALS

Alaska defeated Las Vegas 4 games to 0

KELLY CUP FINALS

Game 1 - South Carolina 4 at Alaska 2
Game 2 - South Carolina 1 at Alaska 3
Game 3 - Alaska 2 at South Carolina 4
Game 4 - Alaska 0 at South Carolina 5
Game 5 - Alaska 3 at South Carolina 2 (OT)
Game 6 - South Carolina 2 at Alaska 3
Game 7 - South Carolina 4 at Alaska 2

South Carolina wins Kelly Cup Finals 4 games to 3

LEADING SCORERS	GP	G	A	PTS					
Josh Soares, Alaska	21	10	18	28					
Colin Hemingway, Alaska	21	9	16	25					
Trent Campbell, South Carolina	23	6	18	24					
Travis Morin, South Carolina	19	4	18	22					
Cam Keith, Alaska	20	3	17	20					
Alexandre Imbeault, Alaska	20	7	12	19					
Pierre-Luc O'Brien, South Carolina	23	6	13	19					
Maxime Lacroix, South Carolina	23	13	5	18					
Jeff Corey, South Carolina	23	11	7	18					
Nikita Kashirsky, South Carolina	21	6	12	18					
LEADING GOALIES	GP	MIN	GAA	W	L	SO	GA	SA	S%
Jean-Philippe Lamoureux, Alaska	21	1,263	1.95	15	5	4	41	620	0.934
Jonathan Boutin, South Carolina	16	944	2.67	12	4	0	42	468	0.910
Glenn Fisher, Las Vegas	13	698	2.32	6	6	0	27	394	0.931
David Leggio, Florida	11	734	2.45	6	2	0	30	262	0.885
Parker Van Buskirk, Stockton	11	657	3.01	6	4	0	33	355	0.907

394 - Kelly Cup Playoffs (2008)**2008 KELLY CUP PLAYOFFS RESULTS****SOUTH DIVISION QUARTERFINALS**

South Carolina defeated Augusta 3 games to 2
 Columbia defeated Florida 3 games to 0
 Gwinnett defeated Charlotte 3 games to 0
 Texas defeated Mississippi 3 games to 1

NORTH DIVISION FINALS

Cincinnati defeated Reading 4 games to 3

AMERICAN CONFERENCE FINALS

Cincinnati defeated South Carolina 4 games to 1

NORTH DIVISION QUARTERFINALS

Johnstown defeated Dayton 2 games to 0

NATIONAL CONFERENCE QUARTERFINALS

Las Vegas defeated Stockton 4 games to 2

Utah defeated Fresno 4 games to 2

Victoria defeated Bakersfield 4 games to 2

Alaska defeated Idaho 4 games to 0

SOUTH DIVISION SEMIFINALS

South Carolina defeated Gwinnett 3 games to 2

Columbia defeated Texas 3 games to 2

NATIONAL CONFERENCE SEMIFINALS

Las Vegas defeated Alaska 4 games to 1

Utah defeated Victoria 4 games to 1

NORTH DIVISION SEMIFINALS

Cincinnati defeated Johnstown 4 games to 0

Reading defeated Elmira 4 games to 2

NATIONAL CONFERENCE FINALS

Las Vegas defeated Utah 4 games to 0

SOUTH DIVISION FINALS

South Carolina defeated Columbia 3 games to 2

KELLY CUP FINALS

Game 1 - Las Vegas 2 at Cincinnati 4

Game 2 - Las Vegas 1 at Cincinnati 0

Game 3 - Cincinnati 4 at Las Vegas 2

Game 4 - Cincinnati 0 at Las Vegas 2

Game 5 - Cincinnati 4 at Las Vegas 0

Game 6 - Las Vegas 1 at Cincinnati 3

Cincinnati wins Kelly Cup Finals 4 games to 2**LEADING SCORERS**

	GP	G	A	PTS
David Desharnais, Cincinnati	22	9	24	33
Adam Cracknell, Las Vegas	21	9	13	22
Peter Ferraro, Las Vegas	20	8	13	21
Tyler Mosienko, Las Vegas	21	7	13	20
Olivier Latendresse, Cincinnati	22	7	12	19
Jean-Michel Daoust, Cincinnati	17	6	12	18
Jason Deitsch, Cincinnati	22	5	13	18
Travis Morin, South Carolina	20	10	7	17
Kelly Czuy, Las Vegas	21	7	10	17

LEADING GOALIES

	GP	MIN	GAA	W	L	SO	GA	SA	S%
Cedrick Desjardins, Cincinnati	16	947	1.84	11	4	1	29	444	.939
Craig Kowalski, Gwinnett	7	427	1.97	4	3	2	14	197	.934
Anton Khudobin, Texas	9	547	2.19	5	4	1	20	279	.933
Todd Ford, Columbia	13	813	2.21	8	5	0	30	439	.936
Jake Moreland, Fresno	6	403	2.24	2	4	1	15	187	.926

2007 KELLY CUP PLAYOFFS RESULTS**SOUTH DIVISION QUARTERFINALS**

Charlotte defeated Augusta 2 games to 0

NORTH DIVISION QUARTERFINALS

Trenton defeated Johnstown 2 games to 0

SOUTH DIVISION SEMIFINALS

Florida defeated Charlotte 3 games to 0

Texas defeated Gwinnett 3 games to 1

NORTH DIVISION SEMIFINALS

Dayton defeated Trenton 3 games to 0

Cincinnati defeated Toledo 3 games to 0

SOUTH DIVISION FINALS

Florida defeated Texas 4 games to 2

NORTH DIVISION FINALS

Dayton defeated Cincinnati 4 games to 3

AMERICAN CONFERENCE FINALS

Dayton defeated Florida 4 games to 3

NATIONAL CONFERENCE QUARTERFINALS

Bakersfield defeated Fresno 4 games to 2

Alaska defeated Victoria 4 games to 2

Idaho defeated Stockton 4 games to 2

Las Vegas defeated Phoenix 4 games to 0

NATIONAL CONFERENCE SEMIFINALS

Alaska defeated Bakersfield 4 games to 0

Idaho defeated Las Vegas 4 games to 2

NATIONAL CONFERENCE FINALS

Idaho defeated Alaska 4 games to 1

KELLY CUP FINALS

Game 1 - Dayton 2 at Idaho 1

Game 2 - Dayton 2 at Idaho 5

Game 3 - Idaho 4 at Dayton 2

Game 4 - Idaho 2 at Dayton 1 (OT)

Game 5 - Idaho 4 at Dayton 1

Idaho Wins Kelly Cup Finals 4 games to 1

LEADING SCORERS	GP	G	A	PTS					
Lance Galbraith, Idaho	21	11	16	27					
Vince Bellissimo, Florida	16	12	11	23					
Marty Flichel, Idaho	22	9	13	22					
Paul Kelly, Dayton	22	10	10	20					
Julian Talbot, Alaska	14	9	11	20					
John Lammers, Idaho	22	7	12	19					
Derek Nesbitt, Idaho	22	6	12	18					
Yannick Tifu, Dayton	22	7	10	17					
Brent Walton, Dayton	22	6	11	17					
LEADING GOALIES	GP	MIN	GAA	W	L	SO	GA	SA	S%
Joel Martin, Trenton	3	167	1.08	0	2	0	3	77	.963
Kevin Nastiuk, Las Vegas	4	250	1.68	3	1	1	7	126	.947
Steve Silverthorn, Idaho	22	1388	1.77	16	6	3	41	555	.931
Dave McKee, Augusta	2	134	2.23	0	2	0	5	51	.911
Craig Kowalski, Florida	16	993	2.36	9	6	2	35	436	.926
Derek Gustafson, Alaska	15	889	2.36	9	6	2	35	436	.926

396 - Kelly Cup Playoffs (2006)

2006 KELLY CUP PLAYOFFS RESULTS**SOUTH DIVISION QUARTERFINALS**

Greenville defeated Augusta 2 games to 0
 South Carolina defeated Charlotte 2 games to 1

NORTH DIVISION QUARTERFINALS

Johnstown defeated Trenton 2 games to 0

SOUTH DIVISION SEMIFINALS

Gwinnett defeated South Carolina 3 games to 0
 Florida defeated Greenville 3 games to 1

NORTH DIVISION SEMIFINALS

Toledo defeated Johnstown 3 games to 0
 Wheeling defeated Reading 3 games to 1

SOUTH DIVISION FINALS

Gwinnett defeated Florida 3 games to 1

NORTH DIVISION FINALS

Toledo defeated Wheeling 3 games to 2

AMERICAN CONFERENCE FINALS

Gwinnett defeated Toledo 4 games to 1

WEST DIVISION SEMIFINALS

Alaska defeated Utah 4 games to 0
 Las Vegas defeated Idaho 4 games to 3

PACIFIC DIVISION SEMIFINALS

Fresno defeated San Diego 4 games to 0
 Bakersfield defeated Long Beach 4 games to 3

WEST DIVISION FINALS

Alaska defeated Las Vegas 4 games to 2

PACIFIC DIVISION FINALS

Fresno defeated Bakersfield 4 games to 3

NATIONAL CONFERENCE FINALS

Alaska defeated Fresno 4 games to 3

KELLY CUP FINALS

Game 1 - Gwinnett 2 at Alaska 3
 Game 2 - Gwinnett 3 at Alaska 4
 Game 3 - Alaska 5 at Gwinnett 4
 Game 4 - Alaska 1 at Gwinnett 6
 Game 5 - Alaska 4 at Gwinnett 3

Alaska Wins Kelly Cup Finals 4 games to 1

LEADING SCORERS	GP	G	A	PTS
Mike Scott, Alaska	22	11	11	22
Kimbi Daniels, Alaska	22	5	15	20
Chris Minard, Alaska	22	14	5	19
Milan Gajic, Gwinnett	17	11	8	19
Guillaume Desbiens, Gwinnett	17	10	6	16
Sean Collins, Wheeling	9	7	9	16
Jeff Campbell, Gwinnett	17	6	10	16
Barrett Heisten, Alaska	22	5	11	16
Luke Curtin, Fresno	15	2	14	16

LEADING GOALIES	GP	MIN	GAA	W	L	SO	GA	SA	S%
Drew MacIntyre, Toledo	6	359	2.00	5	1	0	12	145	.924
Chris Beckford-Tseu, Alaska	12	795	2.04	8	4	3	27	360	.930
Marc Magliarditi, Las Vegas	11	698	2.06	5	6	2	24	318	.930
Jason Wolfe, Augusta	2	132	2.26	0	2	0	5	61	.924
Steve Silverthorn, Idaho	4	168	2.49	1	1	3	7	85	.924

2005 KELLY CUP PLAYOFFS RESULTS

AMERICAN CONFERENCE QUARTERFINALS

Greenville defeated Pensacola 3 games to 1
 Charlotte defeated Columbia 3 games to 2
 Florida defeated South Carolina 3 games to 1
 Gwinnett defeated Mississippi 3 games to 1

AMERICAN CONFERENCE SEMIFINALS

Charlotte defeated Gwinnett 3 games to 1
 Florida defeated Greenville 3 games to 0

AMERICAN CONFERENCE FINALS

Florida defeated Charlotte 4 games to 2

WEST DIVISION SEMIFINALS

Alaska defeated Bakersfield 3 games to 2
 Long Beach defeated Idaho 3 games to 1

NORTH DIVISION SEMIFINALS

Reading defeated Toledo 3 games to 1
 Trenton defeated Atlantic City 3 games to 0

WEST DIVISION FINALS

Alaska defeated Long Beach 3 games to 0

NORTH DIVISION FINALS

Trenton defeated Reading 3 games to 1

NATIONAL CONFERENCE FINALS

Trenton defeated Alaska 4 games to 3

KELLY CUP FINALS

Game 1 - Trenton 7 at Florida 0
 Game 2 - Trenton 2 at Florida 1
 Game 3 - Florida 5 at Trenton 4 (OT)
 Game 4 - Florida 6 at Trenton 3
 Game 5 - Florida 2 at Trenton 5
 Game 6 - Trenton 4 at Florida 1

Trenton Wins Kelly Cup Finals 4 games to 2

LEADING SCORERS

	GP	G	A	PTS
David Lundbohm, Florida	19	12	12	24
Scott Bertoli, Trenton	20	6	18	24
Rick Kowalsky, Trenton	20	10	13	23
Steve Saviano, Florida	17	4	14	18
Paul Cabana, Florida	18	7	10	17
Nick Deschenes, Trenton	20	9	7	16
Charles Lingle, Alaska	15	6	10	16
Ryan Glenn, Charlotte	15	3	11	14

LEADING GOALIES

	GP	MIN	GAA	W	L	SO	GA	SA	S%
Adam Berkhoel, Gwinnett	7	353	1.53	4	1	0	9	137	.938
Barry Brust, Reading	8	481	1.74	4	4	2	14	233	.943
Scott Fankhouser, Toledo	4	234	1.79	1	3	1	7	119	.944
Mike Brodeur, Greenville	5	302	1.98	2	3	1	10	169	.944
Peter Aubry, Alaska	13	792	2.05	8	5	1	27	364	.931

2004 KELLY CUP PLAYOFFS RESULTS**NORTHERN DIVISION WILD CARD GAME**

Reading defeated Johnstown 1 game to 0

NORTHERN DIVISION SEMIFINALS

Reading defeated Wheeling 3 games to 2

Peoria defeated Atlantic City 3 games to 1

PACIFIC DIVISION SEMIFINALS

Idaho defeated Las Vegas 3 games to 2

Alaska defeated San Diego 3 games to 0

SOUTHERN DIVISION SEMIFINALS

Florida defeated Roanoke 3 games to 1

South Carolina defeated Columbia 3 games to 1

CENTRAL DIVISION SEMIFINALS

Louisiana defeated Pensacola 3 games to 1

Gwinnett defeated Mississippi 3 games to 2

NORTHERN DIVISION FINALS

Reading defeated Peoria 3 games to 1

PACIFIC DIVISION FINALS

Idaho defeated Alaska 3 games to 1

SOUTHERN DIVISION FINALS

Florida defeated South Carolina 3 games to 0

CENTRAL DIVISION FINALS

Gwinnett defeated Louisiana 3 games to 1

EASTERN CONFERENCE FINALS

Florida defeated Reading 3 games to 2

WESTERN CONFERENCE FINALS

Idaho defeated Gwinnett 3 games to 1

KELLY CUP FINALS

Game 1 - Idaho 5 at Florida 1

Game 2 - Idaho 6 at Florida 4

Game 3 - Florida 0 at Idaho 1 (OT)

Game 4 - Florida 3 at Idaho 2 (OT)

Game 5 - Florida 2 at Idaho 5

Idaho Wins Kelly Cup Finals 4 games to 1**LEADING SCORERS**

	GP	G	A	PTS
Tom Buckley, Florida	17	9	11	20
Reggie Berg, Florida	16	5	14	19
Zenon Konopka, Idaho	17	9	8	17
Dylan Gyori, Idaho	18	5	10	15
Andrei Vasilyev, Idaho	18	7	7	14
David Masse, Reading	14	6	8	14
David Bararuk, Idaho	15	5	9	14
Kent Davyduke, Reading	15	3	11	14

LEADING GOALIES

	GP	MIN	GAA	W	L	SO	GA	SA	S%
Steven Belanger, Reading	1	60	0.00	1	0	1	0	26	1.000
Scott Stirling, Atlantic City	2	142	1.69	0	2	0	4	71	.947
Dan Ellis, Idaho	16	966	1.86	13	3	3	30	456	.938
Cody Rudkowsky, Reading	14	834	2.02	8	6	1	28	413	.937
Nick Boucher, Wheeling	2	119	2.02	1	1	0	4	45	.918

2003 KELLY CUP PLAYOFFS RESULTS**SOUTHERN CONFERENCE WILD CARD GAMES**

Greenville defeated Florida 1 game to 0

Pensacola defeated Jackson 1 game to 0

NORTHEAST DIVISION SEMIFINALS

Atlantic City defeated Trenton 3 games to 0

Greensboro defeated Roanoke 3 games to 1

SOUTHEAST DIVISION SEMIFINALS

Pee Dee defeated South Carolina 3 games to 1

Columbia defeated Greenville 3 games to 0

NORTHWEST DIVISION SEMIFINALS

Toledo defeated Lexington 3 games to 0

Cincinnati defeated Peoria 3 games to 1

SOUTHWEST DIVISION SEMIFINALS

Mississippi defeated Pensacola 3 games to 0

Louisiana defeated Arkansas 3 games to 0

NORTHEAST DIVISION FINALS

Atlantic City defeated Greensboro 3 games to 1

SOUTHEAST DIVISION FINALS

Columbia defeated Pee Dee 3 games to 0

NORTHWEST DIVISION FINALS

Cincinnati defeated Toledo 3 games to 1

SOUTHWEST DIVISION FINALS

Mississippi defeated Louisiana 3 games to 0

NORTHERN CONFERENCE FINALS

Atlantic City defeated Cincinnati 4 games to 3

SOUTHERN CONFERENCE FINALS

Columbia defeated Mississippi 4 games to 2

KELLY CUP FINALS

Game 1 - Atlantic City 1 at Columbia 0

Game 2 - Atlantic City 3 at Columbia 0

Game 3 - Columbia 5 at Atlantic City 3

Game 4 - Columbia 1 at Atlantic City 3

Game 5 - Columbia 1 at Atlantic City 3

Atlantic City Wins Kelly Cup Finals 4 games to 1

LEADING SCORERS	GP	G	A	PTS
J.F. Caudron, Atlantic City	19	13	9	22
Kevin Colley, Atlantic City	17	13	7	20
Luke Curtin, Atlantic City	19	2	18	20
Nick Bootland, Cincinnati	15	10	7	17
Rejean Stringer, Columbia	17	3	14	17

LEADING GOALIES	GP	MIN	GAA	W	L	SO	GA	SA	S%
Duane Derksen, Peoria	2	132:02	0.91	1	1	0	2	50	.962
Doug Teskey, Toledo	6	357:51	1.17	4	2	2	7	205	.967
Jake Moreland, Atlantic City	2	106:32	1.69	2	0	0	3	52	.945
Greg Gardner, Mississippi	12	740:24	2.03	8	4	1	25	396	.941
Scott Stirling, Atlantic City	12	638:04	2.07	8	4	3	22	253	.920

*400 - Kelly Cup Playoffs (2002)***2002 KELLY CUP PLAYOFFS RESULTS****SOUTHEAST DIVISION WILD CARD GAME**

Florida defeated South Carolina 1 game to 0

SOUTHWEST DIVISION WILD CARD GAME

Jackson defeated New Orleans 1 game to 0

NORTHEAST DIVISION SEMIFINALSAtlantic City defeated Charlotte 3 games to 2
Trenton defeated Roanoke 3 games to 1**SOUTHEAST DIVISION SEMIFINALS**Pee Dee defeated Columbia 3 games to 2
Greenville defeated Florida 3 games to 2**NORTHWEST DIVISION SEMIFINALS**Dayton defeated Cincinnati 3 games to 0
Johnstown defeated Peoria 3 games to 2**SOUTHWEST DIVISION SEMIFINALS**Jackson defeated Louisiana 3 games to 2
Mississippi defeated Pensacola 3 games to 0**NORTHEAST DIVISION FINALS**

Dayton defeated Johnstown 3 games to 0

SOUTHEAST DIVISION FINALS

Greenville defeated Pee Dee 3 games to 1

NORTHWEST DIVISION FINALS

Atlantic City defeated Trenton 3 games to 0

SOUTHWEST DIVISION FINALS

Mississippi defeated Jackson 3 games to 0

NORTHERN CONFERENCE FINALS

Dayton defeated Atlantic City 3 games to 1

SOUTHERN CONFERENCE FINALS

Greenville defeated Mississippi 3 games to 1

KELLY CUP FINALSGame 1 - Dayton 2 at Greenville 6
Game 2 - Dayton 1 at Greenville 4
Game 3 - Greenville 3 at Dayton 2 (OT)
Game 4 - Greenville 5 at Dayton 2**Greenville Wins Kelly Cup Finals 4 games to 0**

LEADING SCORERS	GP	G	A	PTS
Simon Gamache, Greenville	17	15	9	24
Colin Pepperall, Greenville	17	8	13	21
Steve Rymsha, Greenville	17	6	12	18
Martin Masa, Greenville	17	6	11	17
Jonathan Roy, Greenville	17	7	9	16
Stefan Rivard, Atlantic City	12	5	11	16

LEADING GOALIES	GP	MIN	GAA	W	L	SO	GA	SA	S%
Frederic Deschenes, Johnstown	6	361	1.83	3	3	1	11	162	.936
Scott Stirling, Atlantic City	8	485	1.86	6	2	2	15	251	.944
Marc Magliarditi, Louisiana	4	245	1.96	2	2	1	8	113	.934
Andrew Allen, Jackson	5	359	2.17	3	2	0	13	223	.945
Dany Sabourin, Johnstown	3	137	2.18	0	2	0	5	73	.936

2001 KELLY CUP PLAYOFFS RESULTS**SOUTHERN CONFERENCE WILD CARD GAMES**

New Orleans defeated Augusta 2 games to 1
Arkansas defeated Baton Rouge 2 games to 0

NORTHERN CONFERENCE QUARTERFINALS SOUTHERN CONFERENCE QUARTERFINALS

Trenton defeated Johnstown 3 games to 1
Peoria defeated Richmond 3 games to 1
Dayton defeated Charlotte 3 games to 2
Toledo defeated Roanoke 3 games to 2

Mobile defeated Jackson 3 games to 2
Pee Dee defeated Florida 3 games to 2
South Carolina defeated Arkansas 3 games to 1
Louisiana defeated New Orleans 3 games to 2

NORTHERN CONFERENCE SEMIFINALS SOUTHERN CONFERENCE SEMIFINALS

Trenton defeated Toledo 3 games to 0
Peoria defeated Dayton 3 games to 0

South Carolina defeated Mobile 3 games to 2
Louisiana defeated Pee Dee 3 games to 2

NORTHERN CONFERENCE FINALS SOUTHERN CONFERENCE FINALS

Trenton defeated Peoria 4 games to 3

South Carolina defeated Louisiana 4 games to 0

KELLY CUP FINALS

Game 1 - South Carolina 3 at Trenton 2 (OT)
Game 2 - South Carolina 5 at Trenton 3
Game 3 - Trenton 4 at South Carolina 3 (2 OT)
Game 4 - Trenton 5 at South Carolina 6
Game 5 - Trenton 2 at South Carolina 3

South Carolina Wins Kelly Cup Finals 4 games to 1

LEADING SCORERS	GP	G	A	PTS
Dave Seitz, South Carolina	18	13	15	28
Chad Remackel, South Carolina	18	8	13	21
Scott Bertoli, Trenton	19	7	14	21
Buddy Wallace, South Carolina	18	7	13	20
Shawn McNeil, Louisiana	14	7	12	19
Adam Calder, South Carolina	17	7	12	19

LEADING GOALIES	GP	MIN	GAA	W	L	SO	GA	SA	S%
Jody Lehman, South Carolina	7	389	2.00	5	1	1	13	189	.936
Curtis Sanford, Peoria	14	813	2.07	9	4	2	28	322	.920
Jason LaBarbera, Charlotte	2	143	2.09	1	1	0	5	86	.945
Scott Stirling, Trenton	18	1026	2.34	10	8	2	40	419	.913
Rastislav Stana, Richmond	3	179	2.34	1	2	1	7	115	.943

*402 - Kelly Cup Playoffs (2000)***2000 KELLY CUP PLAYOFFS RESULTS****SOUTHERN CONFERENCE WILD CARD GAMES**

South Carolina defeated Baton Rouge 2 games to 0

Augusta defeated New Orleans 2 games to 1

Mississippi defeated Pensacola 2 games to 1

NORTHERN CONFERENCE QUARTERFINALS SOUTHERN CONFERENCE QUARTERFINALS

Peoria defeated Dayton 3 games to 0

Johnstown defeated Roanoke 3 games to 1

Trenton defeated Richmond 3 games to 0

Hampton Roads defeated Huntington 3 games to 2

Augusta defeated Florida 3 games to 2

Louisiana defeated Mississippi 3 games to 1

South Carolina defeated Pee Dee 3 games to 2

Greenville defeated Mobile 3 games to 2

NORTHERN CONFERENCE SEMIFINALS SOUTHERN CONFERENCE SEMIFINALS

Peoria defeated Johnstown 3 games to 0

Trenton defeated Hampton Roads 3 games to 2

Greenville defeated Augusta 3 games to 1

Louisiana defeated South Carolina 3 games to 0

NORTHERN CONFERENCE FINALS SOUTHERN CONFERENCE FINALS

Peoria defeated Trenton 4 games to 2

Louisiana defeated Greenville 4 games to 2

KELLY CUP FINALS

Game 1 - Louisiana 5 at Peoria 3

Game 2 - Louisiana 4 at Peoria 2

Game 3 - Peoria 5 at Louisiana 4 (2 OT)

Game 4 - Peoria 4 at Louisiana 2

Game 5 - Peoria 6 at Louisiana 5 (2 OT)

Game 6 - Louisiana 3 at Peoria 4 (OT)

Peoria Wins Kelly Cup Finals 4 games to 2

LEADING SCORERS	GP	G	A	PTS					
J.F. Boutin, Peoria	18	17	15	32					
Vashi Nedomansky, Louisiana	19	11	14	25					
Joe Rybar, Peoria	18	6	17	23					
Chris Valicevic, Louisiana	19	5	18	23					
Shawn McNeil, Louisiana	19	11	11	22					
LEADING GOALIES	GP	MIN	GAA	W	L	SO	GA	SA	S%
Blaine Russell, Huntington	3	131	2.30	1	1	1	5	61	.924
Chuck Thuss, Mississippi	7	405	2.37	3	4	1	16	211	.930
Frederic Deschenes, Johnstown	6	369	2.44	3	3	2	15	172	.920
Taras Lendzyk, Trenton	11	606	2.48	6	3	1	25	315	.926
Doug Bonner, New Orleans	3	169	2.48	1	2	0	7	68	.907

1999 KELLY CUP PLAYOFFS RESULTS

SOUTHERN CONFERENCE WILD CARD GAMES

Baton Rouge defeated Augusta 2 games to 0
 Birmingham defeated Mobile 2 games to 0
 New Orleans defeated Jacksonville 2 games to 0

NORTHERN CONFERENCE QUARTERFINALS SOUTHERN CONFERENCE QUARTERFINALS

Roanoke defeated Dayton 3 games to 1	Pee Dee defeated Baton Rouge 3 games to 1
Chesapeake defeated Columbus 3 games to 1	New Orleans defeated Louisiana 3 games to 2
Toledo defeated Peoria 3 games to 1	Florida defeated Birmingham 3 games to 0
Richmond defeated Hampton Roads 3 games to 1	Mississippi defeated South Carolina 3 games to 0

NORTHERN CONFERENCE SEMIFINALS SOUTHERN CONFERENCE SEMIFINALS

Roanoke defeated Chesapeake 3 games to 1	Pee Dee defeated New Orleans 3 games to 1
Richmond defeated Toledo 3 games to 0	Mississippi defeated Florida 3 games to 1

NORTHERN CONFERENCE FINALS SOUTHERN CONFERENCE FINALS

Richmond defeated Roanoke 4 games to 0	Mississippi defeated Pee Dee 4 games to 1
--	---

KELLY CUP FINALS

Game 1 - Richmond 2 at Mississippi 0
 Game 2 - Richmond 3 at Mississippi 5
 Game 3 - Mississippi 3 at Richmond 5
 Game 4 - Mississippi 0 at Richmond 1
 Game 5 - Richmond 0 at Mississippi 2
 Game 6 - Mississippi 7 at Richmond 3
 Game 7 - Richmond 3 at Mississippi 4 (2 OT)

Mississippi Wins Kelly Cup Finals 4 games to 3

LEADING SCORERS	GP	G	A	PTS
Rob DeCiantis, New Orleans	11	11	11	22
Ryan Kraft, Richmond	18	10	10	20
Kelly Hurd, Mississippi	18	8	11	19
Dany Bousquet, Pee Dee	13	7	12	19
Chris Lipsett, Pee Dee	13	13	4	17
Vashi Nedomansky, Mississippi	18	8	9	17
Darryl LaFrance, New Orleans	11	6	11	17
Allan Sirois, Pee Dee	13	4	13	17

LEADING GOALIES	GP	MIN	GAA	W	L	SO	GA	SA	S%
Kirk Daubenspeck, Chesapeake	7	424	1.70	3	4	1	12	196	.942
Trevor Koenig, Dayton	4	202	1.78	1	2	1	6	84	.933
Daniel Berthiaume, Roanoke	10	608	1.87	6	4	1	19	317	.943
Travis Scott, Mississippi	18	1252	2.01	14	4	3	42	599	.934
Martin Villeneuve, New Orleans	8	479	2.25	5	3	2	18	336	.949

*404 - Kelly Cup Playoffs (1998)***1998 KELLY CUP PLAYOFFS RESULTS****NORTHERN CONFERENCE QUARTERFINALS SOUTHERN CONFERENCE QUARTERFINALS**

Hampton Roads defeated Peoria 3 games to 0

Louisiana defeated Mobile 3 games to 0

Roanoke defeated Huntington 3 games to 1

Pee Dee defeated South Carolina 3 games to 2

Toledo defeated Chesapeake 3 games to 0

Charlotte defeated Birmingham 3 games to 1

Wheeling defeated Dayton 3 games to 2

Pensacola defeated New Orleans 3 games to 1

NORTHERN CONFERENCE SEMIFINALS SOUTHERN CONFERENCE SEMIFINALS

Hampton Roads defeated Roanoke 3 games to 2

Louisiana defeated Pee Dee 3 games to 0

Wheeling defeated Toledo 3 games to 1

Pensacola defeated Charlotte 3 games to 0

NORTHERN CONFERENCE FINALS**SOUTHERN CONFERENCE FINALS**

Hampton Roads defeated Wheeling 4 games to 2

Pensacola defeated Louisiana 4 games to 2

KELLY CUP FINALS

Game 1 - Hampton Roads 4 at Pensacola 7

Game 2 - Hampton Roads 3 at Pensacola 1

Game 3 - Pensacola 1 at Hampton Roads 0 (OT)

Game 4 - Pensacola 2 at Hampton Roads 4

Game 5 - Pensacola 3 at Hampton Roads 7

Game 6 - Hampton Roads 4 at Pensacola 1

Hampton Roads Wins Kelly Cup Finals 4 games to 2

LEADING SCORERS	GP	G	A	PTS
Nick Stadjuhar, Pensacola	19	5	21	26
Brendan Concannon, Pensacola	19	7	18	25
Mike Sullivan, Pensacola	19	9	13	22
John Spoltore, Louisiana	12	4	15	19
Victor Gervais, Hampton Roads	19	7	11	18

LEADING GOALIES	GP	MIN	GAA	W	L	SO	GA	SA	S%
Sebastien Charpentier, Hampton Roads	18	1183	1.93	14	4	1	38	611	.941
Dave Gagnon, Roanoke	7	442	2.04	3	4	1	15	228	.938
David Brumby, Wheeling	15	963	2.24	8	7	2	36	372	.912
Cory Cadden, South Carolina	5	304	2.57	2	3	1	13	142	.916
Nick Vitucci, Toledo	7	440	2.59	4	3	0	19	233	.925

1997 KELLY CUP PLAYOFFS RESULTS**FIRST ROUND**

South Carolina defeated Charlotte 3 games to 0

Hampton Roads defeated Roanoke 3 games to 1

Richmond defeated Dayton 3 games to 1

Columbus defeated Toledo 3 games to 2

Peoria defeated Wheeling 3 games to 0

Pensacola defeated Tallahassee 3 games to 0

Birmingham defeated Mississippi 3 games to 0

Louisiana defeated Mobile 3 games to 0

SEMIFINALS

South Carolina defeated Pensacola 3 games to 2

Louisiana defeated Peoria 3 games to 2

SECOND ROUND

South Carolina defeated Hampton Roads 3 games to 2

Peoria defeated Columbus 3 games to 0

Pensacola defeated Richmond 3 games to 1

Louisiana defeated Birmingham 3 games to 1

KELLY CUP FINALS

Game 1 - Louisiana 1 at South Carolina 6

Game 2 - Louisiana 2 at South Carolina 4

Game 3 - South Carolina 4 at Louisiana 5

Game 4 - South Carolina 7 at Louisiana 4

Game 5 - South Carolina 6 at Louisiana 4

South Carolina Wins Kelly Cup 4 Games to 1**LEADING SCORERS**

	GP	G	A	PTS
Chris Hynnes, South Carolina	18	11	16	27
Brad Dexter, South Carolina	18	3	23	26
Mike Ross, South Carolina	18	11	14	25
Glen Metropolit, Pensacola	12	9	16	25
Jason Cipolla, South Carolina	18	11	13	24
Dave Seitz, South Carolina	17	9	15	24

LEADING GOALIES

	GP	MIN	GAA	W	L	SO	GA	SA	S%
David Goverde, Toledo	5	347	2.59	2	3	0	15	173	.920
Dave Gagnon, Roanoke	3	220	2.73	1	2	0	10	129	.928
Jeff Salajko, Columbus	8	516	2.79	3	5	0	24	285	.922
Doug Bonner, Peoria	10	541	3.10	6	3	0	28	218	.886
Darryl Paquette, Hampton Roads	9	504	3.21	5	3	0	27	234	.897

406 - Riley Cup Playoffs (1995-96)

1996 RILEY CUP PLAYOFFS RESULTS**FIRST ROUND**

Richmond defeated Hampton Roads 3 games to 0
 Charlotte defeated Roanoke 3 games to 0
 Toledo defeated Dayton 3 games to 0
 Wheeling defeated Columbus 3 games to 0
 Jacksonville defeated Louisiana 3 games to 2
 Knoxville defeated Nashville 3 games to 2
 Tallahassee defeated Raleigh 3 games to 1
 South Carolina defeated Louisville 3 games to 0

SEMIFINALS

Jacksonville defeated Toledo 3 games to 2
 Charlotte defeated Tallahassee 3 games to 1

SECOND ROUND

Jacksonville defeated Richmond 3 games to 1
 Toledo defeated Knoxville 3 games to 0
 Charlotte defeated South Carolina 3 games to 2
 Tallahassee defeated Wheeling 3 games to 1

RILEY CUP FINALS

Game 1 - Jacksonville 3 at Charlotte 6
 Game 2 - Jacksonville 3 at Charlotte 5
 Game 3 - Charlotte 8 at Jacksonville 2
 Game 4 - Charlotte 6 at Jacksonville 1

Charlotte Wins Riley Cup 4 Games to 0

LEADING SCORERS

	GP	G	A	PTS
Phil Berger, Charlotte	16	10	17	27
Mark DeSantis, Jacksonville	18	6	15	21
Justin McHugh, Jacksonville	18	10	9	19
Rick Judson, Toledo	11	9	9	18
Hugo Proulx, Jacksonville	18	9	9	18
Kurt Mallett, Jacksonville	18	9	9	18

LEADING GOALIES

	GP	MIN	GAA	W	L	SO	GA	SA	S%
Mark Richards, Tallahassee	9	537	2.12	6	3	2	19	265	.933
Nick Vitucci, Charlotte	11	584	2.46	7	2	1	24	274	.919
Tomas Vokoun, Wheeling	7	436	2.61	4	3	0	19	176	.903
David Goverde, Toledo	11	666	2.88	8	3	0	32	391	.924
Ken Shepard, Charlotte	8	374	2.89	6	1	0	18	201	.918

1995 RILEY CUP PLAYOFFS RESULTS**FIRST ROUND**

Birmingham defeated Wheeling 3 games to 0
 Dayton defeated Huntington 3 games to 1
 South Carolina defeated Johnstown 3 games to 2
 Richmond defeated Columbus 3 games to 0
 Roanoke defeated Knoxville 3 games to 1
 Nashville defeated Toledo 3 games to 1
 Greensboro defeated Charlotte 3 games to 0
 Tallahassee defeated Hampton Roads 3 games to 1

SEMIFINALS

Greensboro defeated Nashville 3 games to 2
 Richmond defeated Tallahassee 3 games to 2

SECOND ROUND

Richmond defeated Roanoke 3 games to 1
 Tallahassee defeated Birmingham 3 games to 1
 Greensboro defeated Dayton 3 games to 2
 Nashville defeated South Carolina 3 games to 1

RILEY CUP FINALS

Game 1 - Greensboro 4 at Richmond 6
 Game 2 - Greensboro 1 at Richmond 3
 Game 3 - Richmond 0 at Greensboro 3
 Game 4 - Richmond 6 at Greensboro 0
 Game 5 - Greensboro 2 at Richmond 3

Richmond Wins Riley Cup 4 Games to 1

LEADING SCORERS

	GP	G	A	PTS
Blaine Moore, Richmond	17	17	17	34
Andrew Shier, Richmond	17	8	19	27
Phil Berger, Greensboro	17	6	17	23
Craig Charron, Dayton	9	9	13	22
Aigar Cipruss, Nashville	13	5	16	21

LEADING GOALIES

	GP	MIN	GAA	W	L	SO	GA	SA	S%
David Littman, Richmond	17	952	2.33	12	4	3	37	353	.905
Daniel Berthiaume, Roanoke	8	464	2.97	4	4	1	23	218	.905
Corwin Saurdiff, Hampton Roads	4	240	2.99	1	3	0	12	115	.906
Nick Vitucci, Toledo	4	239	3.01	1	3	0	12	115	.906
Craig Brown, Nashville	13	731	3.04	1	3	0	12	134	.918

1994 RILEY CUP PLAYOFFS RESULTS**FIRST ROUND**

Toledo defeated Dayton 2 games to 1
 Columbus defeated Johnstown 2 games to 1
 Louisville defeated Knoxville 2 games to 1
 Birmingham defeated Huntsville 2 games to 1
 Wheeling defeated Nashville 2 games to 0
 Hampton Roads defeated South Carolina 2 games to 1
 Raleigh defeated Roanoke 2 games to 0
 Greensboro defeated Charlotte 2 games to 1

SEMIFINALS

Toledo defeated Wheeling 3 games to 0
 Raleigh defeated Birmingham 3 games to 1

SECOND ROUND

Toledo defeated Columbus 3 games to 0
 Birmingham defeated Louisville 3 games to 0
 Raleigh defeated Greensboro 3 games to 2
 Wheeling defeated Hampton Roads 3 games to 1

RILEY CUP FINALS

Game 1 - Raleigh 3 at Toledo 4 (2 OT)
 Game 2 - Raleigh 3 at Toledo 4 (OT)
 Game 3 - Toledo 2 at Raleigh 3 (OT)
 Game 4 - Toledo 7 at Raleigh 2
 Game 5 - Toledo 7 at Raleigh 6

Toledo Wins Riley Cup 4 Games to 1

LEADING SCORERS

	GP	G	A	PTS
Mark Deazeley, Toledo	14	16	10	26
Greg Puhalski, Toledo	14	6	19	25
Alex Hicks, Toledo	14	10	10	20
Rick Judson, Toledo	14	5	13	18
Rick Barkovich, Raleigh	16	8	9	17
Steve Mirabile, Raleigh	16	8	9	17
Iain Duncan, Toledo	14	6	11	17
Rick Corriveau, Toledo	14	3	14	17

LEADING GOALIES

	GP	MIN	GAA	W	L	SO	GA	SA	S%
Dave Gagnon, Toledo	14	909	2.70	12	2	0	41	461	.918
Tom Newman, Greensboro	8	463	2.72	4	4	0	21	212	.910
Matt DelGuidice, Raleigh	12	706	3.14	6	6	0	37	326	.898
Sandy Galuppo, Birmingham	8	477	3.14	5	3	0	25	272	.916
Jeff Stolp, Dayton	3	207	3.18	1	1	0	11	100	.901

1993 RILEY CUP PLAYOFFS RESULTS**WILD CARD GAMES**

Johnstown defeated Richmond 5-4 (OT)
 Erie defeated Greensboro 6-2

DIVISION SEMIFINALS

Wheeling defeated Johnstown 3 games to 1
 Raleigh defeated Hampton Roads 3 games to 1
 Toledo defeated Erie 3 games to 1
 Nashville defeated Dayton 3 games to 0

DIVISION FINALS

Wheeling defeated Raleigh 4 games to 2
 Toledo defeated Nashville 4 games to 2

RILEY CUP FINALS

Game 1 - Toledo 3 at Wheeling 5
 Game 2 - Toledo 3 at Wheeling 7
 Game 3 - Wheeling 3 at Toledo 4
 Game 4 - Wheeling 5 at Toledo 7
 Game 5 - Toledo 4 at Wheeling 2
 Game 6 - Wheeling 6 at Toledo 7 (2 OT)

Toledo Wins Riley Cup 4 Games to 2

LEADING SCORERS

	GP	G	A	PTS
Darren Schwartz, Wheeling	16	13	18	31
Devin Edgerton, Wheeling	16	12	17	29
Iain Duncan, Toledo	16	9	19	28
Greg Puhalski, Toledo	16	12	12	24
Rick Judson, Toledo	16	7	16	23

LEADING GOALIES

	GP	MIN	AVG	W	L	SO	GA	SA	S%
Nick Vitucci, Hampton Roads	3	206	2.33	1	2	0	8	108	.931
Stan Reddick, Raleigh	9	558	2.90	4	5	0	27	270	.909
Rod Houk, Wheeling	7	419	3.01	5	2	2	21	182	.897
John Bradley, Johnstown	5	307	3.32	2	3	0	17	157	.902
Francis Ouellette, Wheeling	9	560	3.54	4	5	0	33	251	.884

408 - Riley Cup Playoffs (1991-92)

1992 RILEY CUP PLAYOFFS RESULTS

EAST DIVISION FIRST ROUND

Greensboro defeated Roanoke Valley 4 games to 3
 Hampton Roads defeated Raleigh 3 games to 1
 Richmond defeated Winston-Salem 3 games to 2

WEST DIVISION FIRST ROUND

Louisville defeated Toledo 4 games to 1
 Cincinnati defeated Dayton 3 games to 0
 Johnstown defeated Erie 3 games to 1

EAST DIVISION SEMIFINALS

Hampton Roads defeated Richmond 2 games to 0

WEST DIVISION SEMIFINALS

Cincinnati defeated Johnstown 2 games to 0

LEADING SCORERS

	GP	G	A	PTS
Rod Taylor, Hampton Roads	14	16	10	26
Harry Mews, Hampton Roads	13	10	15	25
Sheldon Gorski, Louisville	13	14	8	22
Phil Berger, Greensboro	11	8	13	21
Steve Cadieux, Cincinnati	9	12	7	19

LEADING GOALIES

	GP	MIN	AVG	W	L	SO	GA	SA	S%
Mark Bernard, Hampton Roads	14	871	2.62	12	2	1	38	393	.912
Nick Vitucci, Greensboro	11	672	2.68	5	6	0	30	348	.921
Corey Schwab, Cincinnati	9	540	3.22	6	3	0	29	256	.898
Tom Dennis, Winston-Salem	4	222	3.78	2	2	0	14	116	.892
Mike James, Roanoke	7	427	3.93	3	4	0	28	298	.914

EAST DIVISION FINALS

Hampton Roads defeated Greensboro 3 games to 1

WEST DIVISION FINALS

Louisville defeated Cincinnati 3 games to 1

RILEY CUP FINALS

Game 1 - Louisville 3 at Hampton Roads 4 (OT)
 Game 2 - Louisville 2 at Hampton Roads 5
 Game 3 - Hampton Roads 4 at Louisville 0
 Game 4 - Hampton Roads 8 at Louisville 3

Hampton Roads Wins Riley Cup 4 Games to 0

1991 RILEY CUP PLAYOFFS RESULTS

DIVISION SEMIFINALS

Hampton Roads defeated Richmond 3 games to 1
 Johnstown defeated Erie 3 games to 2
 Louisville defeated Knoxville 3 games to 0
 Greensboro defeated Cincinnati 3 games to 1

DIVISION FINALS

Hampton Roads defeated Johnstown 4 games to 1
 Greensboro defeated Louisville 4 games to 0

RILEY CUP FINALS

Game 1 - Greensboro 4 at Hampton Roads 2
 Game 2 - Greensboro 2 at Hampton Roads 4
 Game 3 - Hampton Roads 7 at Greensboro 4
 Game 4 - Hampton Roads 2 at Greensboro 1 (3 OT)
 Game 5 - Greensboro 3 at Hampton Roads 6

Hampton Roads Wins Riley Cup 4 Games to 1

LEADING SCORERS

	GP	G	A	PTS
Dave Flanagan, Hampton Roads	14	16	8	24
Harry Mews, Hampton Roads	14	5	18	23
Phil Berger, Greensboro	13	11	11	22
Murray Hood, Hampton Roads	14	6	16	22
Len Soccio, Greensboro	13	10	6	16

LEADING GOALIES

	GP	MIN	AVG	W	L	SO	GA	SA	S%
Dave Gagnon, Hampton Roads	11	696	2.33	10	1	0	27	363	.931
Wayne Cowley, Cincinnati	4	249	3.13	1	3	1	13	146	.918
Nick Vitucci, Greensboro	13	813	3.17	8	5	0	43	487	.919
Dean Anderson, Knoxville	3	187	3.20	0	3	0	10	75	.882
Mark Reimer, Erie	4	240	3.25	2	2	0	13	143	.917

1990 RILEY CUP PLAYOFFS RESULTS**QUARTERFINALS**

Winston-Salem defeated Nashville 4 games to 1
 Erie defeated Hampton Roads 3 games to 2
 Greensboro defeated Virginia 3 games to 1

SEMIFINALS

Greensboro defeated Erie 2 games to 0
 Winston-Salem bye into Riley Cup Finals

RILEY CUP FINALS

Game 1 - Greensboro 5 at Winston-Salem 3
 Game 2 - Greensboro 3 at Winston-Salem 6
 Game 3 - Winston-Salem 1 at Greensboro 5
 Game 4 - Winston-Salem 3 at Greensboro 4 (2 OT)
 Game 5 - Greensboro 4 at Winston-Salem 1

Greensboro Wins Riley Cup 4 Games to 1**LEADING SCORERS**

	GP	G	A	PTS
Len Soccio, Winston-Salem	10	5	12	17
Joe Ferras, Winston-Salem	10	3	13	16
Phil Berger, Greensboro	10	11	3	14
Troy Vollhoffer, Winston-Salem	9	8	6	14
Scott White, Greensboro	11	4	10	14

LEADING GOALIES

	GP	MIN	AVG	W	L	SO	GA	SA	S%
Wade Flaherty, Greensboro	9	567	2.22	8	1	0	21	360	.944
Nick Vitucci, Greensboro	3	153	2.74	1	1	0	7	85	.924
Ken Rein, Winston-Salem	9	570	2.94	5	4	0	28	329	.922
Steve McKichan, Winston-Salem	3	209	3.15	1	2	0	11	120	.916
John Reid, Winston-Salem	3	209	4.02	1	2	0	12	129	.915

1989 RILEY CUP PLAYOFFS RESULTS**SEMIFINALS**

Carolina defeated Erie 4 games to 0
 Johnstown defeated Knoxville 4 games to 0

RILEY CUP FINALS

Game 1 - Carolina 1 at Johnstown 8
 Game 2 - Carolina 1 at Johnstown 6
 Game 3 - Johnstown 4 at Carolina 7
 Game 4 - Johnstown at Carolina (Postponed)
 Game 4A - Carolina 5 at Johnstown 3
 Game 5 - Johnstown 1 at Carolina 7
 Game 6 - Johnstown 7 at Carolina 4
 Game 7 - Carolina 7 at Johnstown 4

Carolina Wins Riley Cup 4 Games to 3**LEADING SCORERS**

	GP	G	A	PTS
Tom Sasso, Johnstown	11	5	19	24
Rob Hrytsak, Johnstown	11	8	10	18
Scott Brown, Johnstown	11	8	8	16
Mike Marcinkiewicz, Johnstown	10	8	7	15
Quintin Brickley, Johnstown	11	7	8	15
J.F. Nault, Johnstown	11	4	11	15

LEADING GOALIES

	GP	MIN	AVG	W	L	GA	SA	S%
Scott Gordon, Johnstown	11	647	3.34	7	4	36	337	.903
Nick Vitucci, Carolina	10	592	3.55	8	2	35	275	.887
Tony Mongillo, Erie	3	178	3.70	0	3	11	74	.871
Al Loring, Knoxville	4	234	6.41	0	3	25	107	.811
Gary Willett, Carolina	2	70	6.90	0	1	8	40	.833

SECTION 12 ALL-STAR



The Toledo Walleye will host the 2019 CCM/ECHL All-Star Classic on Monday, Jan. 21, 2019 at the Huntington Center in downtown Toledo. It marks the first time in Toledo's hockey history that the city will host an All-Star Game.

ALL-STAR GAME FORMAT

2018 - North Division vs. South Division / Central Division vs. Mountain Division	2005 - American Conference vs. National Conference
2017 - ECHL All-Stars vs. Adirondack Thunder	2004 - Eastern Conference vs. Western Conference
2016 - Game was not held	2003 - Northern Conference vs. Southern Conference
2015 - ECHL All-Stars vs. Orlando Solar Bears	2002 - Northern Conference vs. Southern Conference
2014 - Game was not held	2001 - Northern Conference vs. Southern Conference
2013 - ECHL All-Stars vs. Colorado Eagles	2000 - Northern Conference vs. Southern Conference
2012 - Game was not held	1999 - Northern Conference vs. Southern Conference
2011 - ECHL All-Stars vs. Bakersfield Condors	1998 - Canada vs. USA/World
2010 - American Conference vs. National Conference	1997 - ECHL All-Stars vs. Charlotte Checkers
2009 - American Conference vs. National Conference	1996 - North Division vs. South Division
2008 - American Conference vs. National Conference	1995 - East Division vs. West Division
2007 - American Conference vs. National Conference	1994 - East Division vs. West Division
2006 - American Conference vs. National Conference	1993 - East Division vs. West Division

ALL-STAR GAME RESULTS

YEAR	CITY	SCORE	COACHES	ATTENDANCE
2018	Indianapolis, Ind.	South 3, North 1 Mountain 5, Central 2 Mountain 6, South 5 (SO)	Ryan Warsofsky (SC), Aaron Schneekloth (COL), Bernie John (IND)	4,795
2017	Glens Falls, N.Y.	ECHL 8, Adirondack 7	Dan Watson (TOL), Brad Ralph (FLA) Cail MacLean (ADK)	3,767
2015	Orlando, Fla.	ECHL 8, Orlando 4	Greg Poss (FLA), Steve Martinson (ALN) Vince Williams (ORL)	9,288
2013	Loveland, Colo.	ECHL 7, Colorado 3	Rob Murray (AK), Larry Courville (REA) Chris Stewart (COL)	5,289
2011	Bakersfield, Calif.	ECHL 9, Bakersfield 3	Ryan Mouganel (LV), Dean Stork (GRN) Marty Raymond (BAK)	7,397
2010	Ontario, Calif.	American 10, National 9(SO)	Cail MacLean (SC), Derek Wilkinson (CHR) Derek Laxdal (IDH), Marty Raymond (BAK)	7,615
2009	Reading, Pa.	American 11, National 5	Mark Morrison (VIC), Matt Thomas (STK); Greg Puhalski (WHL), Ian Herbers (JHN)	5,693
2008	Stockton, Calif.	National 10, American 7	Glen Gulutzan (LV), Mark Morrison (VIC); Malcolm Cameron (TEX), Chuck Weber (CIN)	7,455
2007	Boise, Idaho	American 6, National 3	Glen Gulutzan (LV), Chris Cichocki (STK); Gerry Fleming (FLA), Malcolm Cameron (TEX)	4,371
2006	Fresno, Calif.	National 7, American 6	Davis Payne (AK), Glen Gulutzan (LV); Karl Taylor (REA), Jeff Pyle (GWT)	7,667
2005	Reading, Pa.	National 6, American 2	Mike Haviland (TRE), Matt Thomas (ATC); Jeff Pyle (GWT), Dave Farrish (PEN)	6,746
2004	Peoria, Ill.	Eastern 7, Western 6	Jason Christie (PEO), Toby O'Brien (JHN); Jeff Pyle (GWT), Davis Payne (AK)	7,242
2003	Esterro, Fla.	Northern 8, Southern 2	Mike Haviland (ATC), Claude Noel (TOL); Chris Cichocki (ARK), Gerry Fleming (FLA)	6,442
2002	Trenton, N.J.	Southern 7, Northern 6	Peter Horachek (TRE), Perry Florio (RNK); Dave Farrish (LA), Davis Payne (PD)	7,165
2001	North Little Rock, Ark.	Southern 9, Northern 5	Troy Ward (TRE), Jason Christie (PEO); Rick Adduono (SC), Chris Cichocki (ARK)	7,029
2000	Greenville, S.C.	Northern 8, Southern 6	Don Granato (PEO), Mark Kaufman (RMD); John Marks (GRV), Frank Anzalone (PD)	9,444
1999	Biloxi, Miss.	Southern 7, Northern 4	Bruce Boudreau (MIS), Doug Shedden (LA); John Brophy (HRD), Frank Anzalone (PD)	7,566
1998	Lafayette, La.	Canada 11, USA/World 7	Rick Vaive (SC), Greg Puhalski (TOL); Doug Shedden (LA), Jack Capuano (PD)	11,493
1997	Charlotte, N.C.	Charlotte 7, ECHL 6	John Marks (CHR), Shawn Wheeler (CHR); Roger Neilson, Rick Vaive (SC)	7,087
1996	Tallahassee, Fla.	North 10, South 7	Roy Sommer (RMD), Jim Playfair (DAY); Jeff Brubaker (JAX), Terry Christensen (TAL)	5,576
1995	Greensboro, N.C.	West 6, East 5	Jeff Brubaker (GBM), Roy Sommer (RMD) Doug Sauter (WHL), Mark Kumpel (NSH)	5,662
1994	Norfolk, Va.	West 7, East 6	John Brophy (HRD), Doug Sauter (WHL) Ron Hansis (ERIE), Chris McSorley (TOL)	6,361
1993	Wheeling, W.Va.	East 7, West 3	John Brophy (HRD), Doug Sauter (WHL) Warren Young (LOU), Ron Hansis (ERIE)	4,854

ALL-STAR GAME MOST VALUABLE PLAYER

2018 - Taylor Cammarata, South, South Carolina	2002 - Allan Sirois, Southern, Pee Dee
2017 - Matt Garbowsky, ECHL, Colorado	2001 - Jonas Soling, Southern, Augusta
2015 - Myles Bell, ECHL, Evansville	2000 - Jeff Mitchell, Northern, Dayton
2013 - Ryan Zapolski, ECHL, South Carolina	1999 - Jason Elders, Southern, Mobile
2011 - Mark Arcobello, ECHL, Stockton	1998 - Andy MacIntyre, Canada, Jacksonville
2010 - Evan Barlow, National, Idaho	1997 - Andrei Bashkirov, ECHL, Huntington David Brosseau, Charlotte
2009 - Matthew Ford, American, Charlotte	1996 - Don Parsons, Northern, Johnstown
2008 - Ash Goldie, National, Victoria	1995 - Jay Neal, West, Toledo
2007 - Adam Berkhoel, American, Dayton	1994 - Joe Cook, West, Columbus Cory Cadden, West, Knoxville
2006 - Luke Curtin, National, Fresno	1993 - Darren Schwartz, East, Wheeling
2005 - Frank Doyle, National, Idaho	
2004 - Randy Rowe, Eastern, Peoria	
2003 - Scott Stirling, Northern, Atlantic City	

TEAM ALL-STAR GAME RECORDS**MOST GOALS IN A GAME OR PERIOD****MOST GOALS, BOTH TEAMS, ONE GAME**

- 19 - American All-Stars (10) vs. National All-Stars (9) (SO), Jan. 20, 2010 at Ontario, Calif.
- 18 - Canada All-Stars (11) vs. USA/World All-Stars (7), Jan. 20, 1998 at Lafayette, La.
- 17 - American All-Stars (7) vs. National All-Stars (10), Jan. 23, 2008 at Stockton, Calif.
 - North All-Stars (10) vs. South All-Stars (7), Jan. 23, 1996 at Tallahassee, Fla.
- 16 - American All-Stars (11) vs. National All-Stars (5), Jan. 21, 2009 at Reading, Pa.

MOST GOALS, ONE TEAM, ONE GAME

- 11 - Canada All-Stars, Jan. 20, 1998 at Lafayette, La.
 - American All-Stars, Jan. 21, 2009 at Reading, Pa.
- 10 - American All-Stars, Jan. 20, 2010 at Ontario, Calif.
 - National All-Stars, Jan. 23, 2008 at Stockton, Calif.
 - North All-Stars, Jan. 23, 1996 at Tallahassee, Fla.
- 9 - three times, most recent by:
 - ECHL All-Stars, Jan. 26, 2011 at Bakersfield, Calif.

LARGEST WINNING MARGIN

- 6 - three times, most recent by:
 - ECHL All-Stars (9) vs. Bakersfield Condors (3), Jan. 26, 2011 at Bakersfield, Calif.
- 4 - five times, most recent by:
 - ECHL All-Stars (8) vs. Orlando Solar Bears (4), Jan. 21, 2015 at Orlando, Fla.

FEWEST GOALS, BOTH TEAMS, ONE GAME

- 8 - National All-Stars (6) vs. American All-Stars (2), Jan. 26, 2005 at Reading, Pa.
- 9 - American All-Stars (6) vs. National All-Stars (3), Jan. 17, 2007 at Boise, Idaho
- 10 - ECHL All-Stars (7) vs. Colorado Eagles (3), Jan. 23, 2013 at Loveland, Colo.
 - Northern All-Stars (8) vs. Southern All-Stars (2), Jan. 21, 2003 at Estero, Fla.
 - East All-Stars (7) vs. West All-Stars (3), Feb. 2, 1993 at Wheeling, W.Va.

FEWEST GOALS, ONE TEAM, ONE GAME

- 2 - American All-Stars, Jan. 26, 2005 at Reading, Pa.
 - Southern All-Stars, Jan. 21, 2003 at Estero, Fla.
- 3 - four times, most recent by:
 - Colorado Eagles, Jan. 23, 2013 at Loveland, Colo.
- 4 - Northern All-Stars, Jan. 13, 1999 at Biloxi, Miss.
 - Orlando Solar Bears, Jan. 21, 2015 at Orlando, Fla.

MOST GOALS, BOTH TEAMS, ONE PERIOD

- 9 - West All-Stars (5) vs. East All-Stars (4), Jan. 24, 1995 at Greensboro, N.C.
- 8 - American All-Stars (4) vs. National All-Stars (4), Jan. 25, 2006 at Fresno, Calif.
- 7 - six times, most recent:
Adirondack Thunder (4) vs. ECHL All-Stars (3), Jan. 18, 2017 at Glens Falls, N.Y.

MOST GOALS, ONE TEAM, ONE PERIOD

- 5 - seven times, most recent by:
ECHL All-Stars (2nd period), Jan. 21, 2015 at Orlando, Fla.
- 4 - 15 times, most recent by:
ECHL All-Stars (1st period), Jan. 18, 2017 at Glens Falls, N.Y.
Adirondack Thunder (3rd period), Jan. 18, 2017 at Glens Falls, N.Y.
- 3 - 24 times, most recent by:
ECHL All-Stars (3rd period), Jan. 21, 2015 at Orlando, Fla.

SHOTS ON GOAL**MOST SHOTS, BOTH TEAMS, ONE GAME**

- 110 - East All-Stars (70) vs. West All-Stars (40), Jan. 25, 1994 at Norfolk, Va.
- 98 - ECHL All-Stars (51) vs. Orlando Solar Bears (47), Jan. 21, 2015 at Orlando, Fla.
- American All-Stars (54) vs. National All-Stars (44), Jan. 21, 2009 at Reading, Pa.
- 93 - Canada All-Stars (58) vs. USA/World All-Stars (35), Jan. 20, 1998 at Lafayette, La.
- 91 - East All-Stars (47) vs. West All-Stars (44), Feb. 2, 1993 at Wheeling, W.Va.

MOST SHOTS, ONE TEAM, ONE GAME

- 70 - East All-Stars, Jan. 25, 1994 at Norfolk, Va.
- 58 - Canada All-Stars, Jan. 20, 1998 at Lafayette, La.
- 54 - Eastern All-Stars, Jan. 21, 2004 at Peoria, Ill.
- American All-Stars, Jan. 21, 2009 at Reading, Pa.

FEWEST SHOTS, BOTH TEAMS, ONE GAME

- 52 - Adirondack Thunder (28) vs. ECHL All-Stars (24), Jan. 18, 2017 at Glens Falls, N.Y.
- 65 - East All-Stars (38) vs. West All-Stars (27), Jan. 24, 1994 at Norfolk, Va.
- 69 - South All-Stars (38) vs. North All-Stars (31), Jan. 23, 1995 at Tallahassee, Fla.
- American All-Stars (43) vs. National All-Stars (26), Jan. 25, 2006 at Fresno, Calif.
- 70 - ECHL All-Stars (41) vs. Bakersfield Condors (29), Jan. 26, 2011 at Bakersfield, Calif.

FEWEST SHOTS, ONE TEAM, ONE GAME

- 24 - ECHL All-Stars, Jan. 18, 2017 at Glens Falls, N.Y.
- 26 - National All-Stars, Jan. 25, 2006 at Fresno, Calif.
- 27 - West All-Stars, Jan. 24, 1995 at Tallahassee, Fla.
- ECHL All-Stars, Jan. 23, 2013 at Loveland, Colo.
- 28 - Adirondack Thunder, Jan. 18, 2017 at Glens Falls, N.Y.
- Charlotte Checkers, Jan. 21, 1997 at Charlotte, N.C.

MOST SHOTS, BOTH TEAMS, ONE PERIOD

- 41 - East All-Stars (27) vs. West All-Stars (14), Jan. 25, 1994 at Norfolk, Va. (twice)
- 39 - American All-Stars (21) vs. National All-Stars (18), Jan. 26, 2005 at Reading, Pa.
- Canada All-Stars (23) vs. USA/World All-Stars (16), Jan. 20, 1998 at Lafayette, La.
- 38 - National All-Stars (20) vs. American All-Stars (18), Jan. 21, 2009 at Reading, Pa.

MOST SHOTS, ONE TEAM, ONE PERIOD

- 27 - East All-Stars, Jan. 25, 1994 at Norfolk, Va. (twice)
- 26 - Eastern All-Stars, Jan. 21, 2004 at Peoria, Ill.
- 23 - Canada All-Stars, Jan. 20, 1998 at Lafayette, La.

414 - ECHL All-Star Game - Records**FEWEST SHOTS, BOTH TEAMS, ONE PERIOD**

- 15 - West All-Stars (10) vs. East All-Stars (5), Jan. 24, 1995 at Greensboro, N.C.
 20 - three times, most recent by:
 ECHL All-Stars (14) vs. Bakersfield Condors (6), Jan. 26, 2011 at Bakersfield, Calif.
 21 - South All-Stars (13) vs. North All-Stars (8), Jan. 23, 1996 at Tallahassee, Fla.

FEWEST SHOTS, ONE TEAM, ONE PERIOD

- 5 - East All-Stars, Jan. 24, 1995 at Greensboro, N.C.
 - West All-Stars, Jan. 24, 1995 at Greensboro, N.C.
 6 - three times, most recent by:
 Bakersfield Condors, Jan. 26, 2011 at Bakersfield, Calif.
 8 - nine times, most recent by:
 ECHL All-Stars, Jan. 23, 2013 at Loveland, Colo.

FASTEST GOALS**FASTEST TWO GOALS, BOTH TEAMS**

- 10 seconds - Jan. 26, 2005 at Reading, Pa., Brett Engelhardt, American All-Stars
 (3:45 of 2nd) and Brent Robinson, National All-Stars (3:55 of 2nd)
 12 seconds - Jan. 21, 1997 at Charlotte, N.C., Eric Boulton, Charlotte
 (8:02 of 2nd) and Mike Pomichter, ECHL All-Stars (8:14 of 2nd)
 15 seconds - Jan. 20, 2010 at Ontario, Calif., Brandon Buck, American All-Stars (5:58 of 3rd)
 and Evan Barlow, National All-Stars (6:13 of 3rd)
 18 seconds - Jan. 21, 2009 at Reading, Pa., Matthew Ford, American All-Stars
 (1:32 of 3rd) and Kevin Baker, American All-Stars (1:50 of 3rd)
 19 seconds - Jan. 21, 2004 at Peoria, Ill., Sam Paolini, Eastern All-Stars
 (16:00 of 2nd) and Corey Neilson, Western All-Stars (16:19 of 2nd)

FASTEST THREE GOALS, BOTH TEAMS

- 44 seconds - Jan. 24, 1995 at Greensboro, N.C., Steve Flomenhoft, West All-Stars
 (16:25 of 1st), Dennis Purdie, West All-Stars (16:46 of 1st),
 and Shawn Wheeler, East All-Stars (17:09 of 1st)
 1 minute, 15 seconds - Jan. 20, 1998 at Lafayette, La., Mike Latendresse, Canada All-Stars
 (5:58 of 3rd), Andy MacIntyre, Canada All-Stars (6:15 of 3rd), and
 Cal Ingraham, USA/World All-Stars (7:13 of 3rd)
 1 minute, 22 seconds - Jan. 21, 1997 at Charlotte, N.C., David Brosseau, Charlotte
 (6:52 of 2nd), Eric Boulton, Charlotte (8:02 of 2nd), and Mike Pomichter,
 ECHL All-Stars (8:14 of 2nd)

FASTEST TWO GOALS, ONE TEAM

- 16 seconds - National All-Stars, Ash Goldie (16:55 of 2nd) and Peter Ferraro
 (17:11 of 2nd) Jan. 23, 2008 at Stockton, Calif.
 17 seconds - Canada All-Stars, Mike Lavenders (5:58 of 3rd) and Andy MacIntyre
 (6:15 of 3rd) Jan. 20, 1998 at Lafayette, La.
 18 seconds - Southern All-Stars, Jason Elders (6:18 of 2nd) and Jan Kobezda
 (6:36 of 2nd), Jan. 13, 1999 at Biloxi, Miss.
 - American All-Stars, Matthew Ford (1:32 of 3rd) and Kevin Baker (1:50 of 3rd),
 Jan. 21, 2009 at Reading, Pa.

FASTEST THREE GOALS, ONE TEAM

1 minute, 19 seconds - American All-Stars, Matthew Ford (1:32 of 3rd), Kevin Baker (1:50 of 3rd), and Ryan Cruthers (2:51 of 3rd), Jan. 21, 2009 at Reading, Pa.

1 minute, 50 seconds - West All-Stars, Mark Woolf (14:56 of 1st), Steve Flomenhoft (16:25 of 1st), and Dennis Purdie (16:46 of 1st), Jan. 24, 1995 at Greensboro, N.C.

3 minutes, 27 seconds - National All-Stars, Peter Ferraro (13:44 of 2nd), Ash Goldie (16:55 of 2nd), and Peter Ferraro (17:11 of 2nd), Jan. 23, 2008 at Stockton, Calif.

3 minutes, 30 seconds - South All-Stars, Chris Bergeron (2:26 of 1st), Bob Berg (4:50 of 1st), and Hugo P. Belanger (5:56 of 1st), Jan. 23, 1996 at Tallahassee, Fla.

PENALTY MINUTES**MOST PENALTY MINUTES, BOTH TEAMS, ONE GAME**

12 - North All-Stars (6) vs. South All-Stars (6), Jan. 23, 1996 at Tallahassee, Fla.

MOST PENALTY MINUTES, ONE TEAM, ONE GAME

6 - two times, most recent by:
Southern All-Stars, Jan. 13, 1999 at Biloxi, Miss.

FEWEST PENALTY MINUTES, BOTH TEAMS, ONE GAME

0 - eight times, most recent by:
ECHL All-Stars vs. Adirondack Thunder, Jan. 18, 2017 at Glens Falls, N.Y.

FEWEST PENALTY MINUTES, ONE TEAM, ONE GAME

0 - 21 times, most recent by:
ECHL All-Stars, Jan. 18, 2017 at Glens Falls, N.Y.
Adirondack Thunder, Jan. 18, 2017 at Glens Falls, N.Y.

ALL-STAR GAME INDIVIDUAL RECORDS**GAMES****MOST GAMES PLAYED**

7 - Chris Valicevic (1994, 1996-2001)
5 - Luke Curtin (1999, 2000, 2005, 2006, 2007)
4 - Scott Burfoot (1993, 1994, 1995, 1998)
- Tom Nemeth (1993, 1994, 1998, 2001)
3 - by 13 players

GOALS**MOST GOALS, CAREER**

6 - Darren Schwartz (1993, 1994, 1995)
4 - Brian McCullough (2001, 2003, 2004)
- Dany Bousquet (1998, 2000, 2001)
- Andy MacIntyre (1998)
- Jonas Soling (1999, 2001)
- Kevin Baker (2007, 2009)

416 - ECHL All-Star Game - Records

MOST GOALS, ONE GAME

- 4 - Andy MacIntyre, Canada All-Stars, Jan. 20, 1998 at Lafayette, La.
- 3 - seven players, most recent by:
Mark Arcobello, ECHL All-Stars, Jan. 26, 2011 at Bakersfield, Calif.
- 2 - 38 players, most recent by:
Matt Garbowsky, David Vallorani and Alex Wideman, ECHL All-Stars, Jan. 18, 2017 at Glens Falls, N.Y.

ASSISTS**MOST ASSISTS, CAREER**

- 7 - Scott Burfoot (1993, 1994, 1995, 1998)
- 6 - Glenn Stewart (1995, 1996)
- 5 - Greg Rallo (2007, 2008)
- Sheldon Gorski (1993, 1998)
- Dave Seitz (1998, 1999)

MOST ASSISTS, ONE GAME

- 4 - five players, most recent by:
Greg Rallo, National All-Stars, Jan. 23, 2008 at Stockton, Calif.
- 3 - 14 players, most recent by:
John Scrymgeour, ECHL All-Stars, Jan. 26, 2011 at Bakersfield, Calif.

POINTS**MOST POINTS, CAREER**

- 9 - Darren Schwartz (1993, 1994, 1995)
- 8 - Brian McCullough (2001, 2003, 2004)
- 7 - Scott Burfoot (1993, 1994, 1995, 1998)
- Glenn Stewart (1995, 1996)
- 6 - Kevin Baker (2007, 2009)
- Greg Rallo (2007, 2008)
- Ash Goldie (2008)

MOST POINTS, ONE GAME

- 6 - Ash Goldie, National All-Stars, Jan. 23, 2008 at Stockton, Calif.
- 5 - Greg Rallo, National All-Stars, Jan. 23, 2008 at Stockton, Calif.
- Peter Ferraro, National All-Stars, Jan. 23, 2008 at Stockton, Calif.
- Andy MacIntyre, Canada All-Stars, Jan. 20, 1998 at Lafayette, La.
- 4 - 17 players, most recent by:
Matt Garbowsky, ECHL All-Stars, Jan. 18, 2017 at Glens Falls, N.Y.

FASTEST GOALS**FASTEST GOAL, START OF GAME**

- 43 seconds - Randy Rowe, Eastern All-Stars, Jan. 21, 2004 at Peoria, Ill.
- 1 minute, 37 seconds - Denny Felsner, USA/World All-Stars, Jan. 20, 1998 at Lafayette, La.
- 1 minute, 53 seconds - Chris Valicevic, East All-Stars, Jan. 25, 1994 at Norfolk, Va.

FASTEST GOAL, START OF PERIOD

- 22 seconds - Ash Goldie, National All-Stars, Jan. 23, 2008 at Stockton, Calif.
- 23 seconds - Luke Curtin, National All-Stars, Jan. 25, 2006 at Fresno, Calif.
- 42 seconds - Steve Lingren, North All-Stars, Jan. 23, 1996 at Tallahassee, Fla.

FASTEST TWO GOALS, ONE PLAYER

20 seconds - Luke Curtin, National All-Stars, Jan. 25, 2006 at Fresno, Calif.
2 minutes, 51 seconds - Don Parsons, North All-Stars, Jan. 23, 1996 at Tallahassee, Fla.
3 minutes, 27 seconds - Peter Ferraro, National All-Stars, Jan. 23, 2008 at Stockton, Calif.

FASTEST TWO GOALS, ONE PLAYER, START OF GAME

5 minutes, 52 seconds - Darren Schwartz, East All-Stars, Jan. 24, 1995 at Greensboro, N.C.

FASTEST THREE GOALS, ONE PLAYER

8 minutes, 28 seconds - Darren Schwartz, East All-Stars, Jan. 24, 1995 at Greensboro, N.C.

PENALTY MINUTES

MOST PENALTY MINUTES, ONE GAME

4 - Todd Wetzel, North All-Stars, Jan. 23, 1996 at Tallahassee, Fla.

GOALTENDERS

MOST GAMES PLAYED

- 3 - Scott Stirling (2001, 2003, 2004)
- 2 - David Shantz (2007, 2010)
Bujar Amidovski (1999, 2000)
Nick Vitucci (1993, 1997)
Frederic Cloutier (2002, 2004)
Chris Madden (2002, 2005)

MOST SAVES BY A GOALTENDER, ONE GAME

- 38 - Brad Mullahy, West All-Stars, Jan. 25, 1994 at Norfolk, Va.
- 32 - Josh Tordjman, Bakersfield Condors, Jan. 26, 2011 at Bakersfield, Calif.
- 29 - Sinuhe Wallinheimo, USA/World All-Stars, Jan. 20, 1998 at Lafayette, La.
- 26 - Cory Cadden, West All-Stars, Jan. 25, 1994 at Norfolk, Va.

FEWEST SAVES BY A GOALTENDER, ONE GAME

- 4 - Julien Ellis, National All-Stars, Jan. 23, 2008 at Stockton, Calif.
 - Jeff Glass, American All-Stars, Jan. 25, 2006 at Fresno, Calif.
 - Ryan MacDonald, National All-Stars, Jan. 17, 2007 at Boise, Idaho
- 6 - Michael Ouzas, ECHL All-Stars, Jan. 26, 2011 at Bakersfield, Calif.
- 7 - five players, most recent by:
Patrick Killeen, ECHL All-Stars, Jan. 26, 2011 at Bakersfield, Calif.
- 8 - five players, most recent by:
Adam Brown, Colorado Eagles, Jan. 23, 2013 at Loveland, Colo.

418 - ECHL All-Star Game - Starting Lineups (2010-17)**ALL-STAR GAME STARTERS**

ECHL All-Stars	2017	Adirondack Thunder
Jamie Phillips, Tulsa	G	Drew Fielding
Justin Agosta, Manchester	D	Patch Alber
Travis Walsh, Idaho *	D	Ryan Culkin
Chad Costello, Allen	F	Peter MacArthur
Peter Sivak, Alaska	F	James Henry
Shawn Szydlowski, Fort Wayne	F	Greg Wolfe

* Replaced Jacob MacDonald of Toledo, who was called up to Albany (AHL)

ECHL All-Stars	2015	Orlando Solar Bears
Joe Cannata, Ontario	G	Garret Sparks
Collin Bowman, Colorado	D	Bryce Aneloski
James Martin, Fort Wayne	D	Eric Baier
Olivier Archambault, Alaska*	F	Jacob Cepis
Tyler Barnes, Toledo	F	Scott Tanski
Riley Brace, Wheeling	F	Mike Ullrich

* Replaced Jack Combs of Allen, who signed with a team in Europe

ECHL All-Stars	2013	Colorado Eagles
Philipp Grubauer, Reading	G	Adam Brown
Mike Marcou, Greenville*	D	Jason Beatty
William Wrenn, Alaska ^	D	Collin Bowman
Dustin Gazley, Elmira§	F	Trent Daavettla
Casey Pierro-Zabotel, Gwinnett	F	Joey Sides
C.J. Stretch, Ontario	F	Kevin Ulanski

* Replaced Denny Urban of Reading, who was called up to Worcester (AHL)

^ Replaced Nathan Deck of Stockton, who was called up to Oklahoma City (AHL)

§ Replaced Justin Dowling of Idaho, who was called up to Texas (AHL)

ECHL All-Stars	2011	Bakersfield Condors
Michael Ouzas, Las Vegas	G	Josh Tordjman
Blake Parlett, Greenville*	D	Erik Burgdoerfer
Ryan Turek, Victoria ^	D	Joey Ryan
Mark Derlago, Idaho	F	Stephane Goulet
Evgeny Timkin, Florida§	F	Andrew Ianiero
Marc-Olivier Vallerand, Greenville#	F	Adam Naglich

* Replaced Julien Brouillette of Greenville, who was called up to Lake Erie (AHL)

^ Replaced P.J. Atherton of Victoria, who signed with a team in Europe

§ Replaced Mitch Fadden of Florida, who was injured

Replaced Brendan Connolly of Greenville, who was injured

American Conference	2010	National Conference
Todd Ford, South Carolina	G	David Shantz, Victoria
J.C. Sawyer, Toledo	D	Sasha Pokulok, Bakersfield*
Zach Tarkir, South Carolina	D	David Walker, Ontario
Justin Donati, Elmira	F	Greg Hogeboom, Ontario
Ben Gordon, Reading	F	Ryan Kinasewich, Utah
Jacob Micflikier, Florida	F	John Lammers, Alaska

* Replaced Robbie Bina of Las Vegas, who signed with a team in Europe

ECHL All-Star Game - Starting Lineups (2005-09) - 419

American Conference	2009	National Conference
Kris Mayotte, Johnstown	G	Jean-Philippe Lamoureux, Alaska
Ryan Gunderson, Trenton	D	Dylan Yeo, Victoria
Elgin Reid, Wheeling	D	Matt Shasby, Alaska
Travis Morin, South Carolina	F	Colin Hemingway, Alaska
Barret Ehgoetz, Cincinnati	F	Matt Pope, Bakersfield
Kevin Baker, Florida	F	Cory Urquhart, Stockton

American Conference	2008	National Conference
Craig Kowalski, Gwinnett	G	Julien Ellis, Victoria
Ryan Gunderson, Trenton	D	Darrell Hay, Idaho
Jamie Milam, Gwinnett	D	Kevin Truelson, Bakersfield^
Yannick Tifu, Dayton	F	Ash Goldie, Victoria
Matt Beaudoin, Dayton*	F	Peter Ferraro, Las Vegas
John McNabb, Texas	F	Greg Rallo, Idaho

* Replaced Aaron Slattengren of Augusta, who was called up to Providence (AHL)

^ Replaced Ryan Miller of Alaska, who was injured

National Conference	2007	American Conference
Mike McKenna, Las Vegas	G	Adam Berkhoel, Dayton
Beau Geisler, Stockton	D	Jon Awe, Gwinnett
Darrell Hay, Idaho	D	Mike Jarmuth, Columbia
Nathan Martz, Stockton	F	Brad Schell, Gwinnett
Tyler Mosienko, Las Vegas^	F	Ryan Lang, Augusta*
Luke Curtin, Fresno	F	Kevin Baker, Texas

^ Replaced Scott May of Phoenix, who was called up to Iowa (AHL)

* Replaced Sean Collins of Wheeling, who was called up to Worcester (AHL)

American Conference	2006	National Conference
Jonathan Boutin, Johnstown	G	Marc Magliarditi, Las Vegas^
Troy Milam, Gwinnett	D	Ryan Gaucher, Alaska
Rory Rawlyk, Charlotte	D	Steve Lingren, Victoria
Sean Collins, Wheeling*	F	D'Arcy McConvey, Idaho
Ernie Hartlieb, Florida	F	Garett Bembridge, Idaho
Scott Bertoli, Trenton	F	Luke Curtin, Fresno

^ Replaced Mike McKenna of Las Vegas, who was called up to Norfolk (AHL)

* Replaced Kurtis McLean of Wheeling, who was called up to Wilkes-Barre/Scranton (AHL)

American Conference	2005	National Conference
Mike Minard, Columbia	G	Chris Madden, Long Beach^
Corey Neilson, Pensacola	D	Guy Dupuis, Bakersfield*
Matt Pagnutti, Florida	D	Dan Eberly, Toledo#
Tyler Beechey, Pensacola\$	F	Luke Curtin, Atlantic City
Matt Hendricks, Florida	F	Derek Edwardson, Atlantic City+
Carl Mallette, Greenville	F	Dan Tessier, Fresno

* Replaced Jason McBain of Las Vegas, who was injured

Replaced Brad Dexter of Victoria, who was injured

\$ Replaced Mike Harder of Charlotte, who was injured

+ Replaced Brent Kelly of Johnstown, who was called up to Grand Rapids (AHL)

^ Replaced Dany Sabourin of Wheeling, who was called up to Wilkes-Barre/Scranton (AHL)

420 - All-Star Game - Starting Lineups (1998-2004)**Northern Conference**

Scott Stirling, Atlantic City*
 Jon Zion, Reading
 Tom Reimann, Greensboro#
 Jason Jaffray, Wheeling
 Randy Rowe, Peoria\$
 Brian McCullough, Florida

2004

G
 D
 D
 F
 F
 F

Southern Conference

Frederic Cloutier, Louisiana
 Ben Storey, Louisiana
 Corey Neilson, Pensacola
 Brent Gauvreau, Mississippi
 Steffon Walby, Mississippi
 Charles Linglet, Alaska

* Replaced Arturs Irbe of Johnstown, who was injured

Replaced Dan Carlson of Roanoke, who was called up to Lowell (AHL)

\$ Replaced Ryan Brindley of Cincinnati, who was injured

Northern Conference

Scott Stirling, Atlantic City
 Simon Tremblay, Reading
 Ryan Gaucher, Cincinnati
 Jason Jaffray, Roanoke
 Tyler Rennette, Peoria
 Kevin Colley, Atlantic City

2003

G
 D
 D
 F
 F
 F

Southern Conference

Rob Zepp, Florida
 Aaron Schneekloth, South Carolina*
 Jim Baxter, Mississippi
 Rejean Stringer, Columbia
 Buddy Smith, Arkansas
 Steffon Walby, Mississippi

* Replaced Kevin Mitchell of Louisiana, who was called up to Houston (AHL)

Northern Conference

Curtis Sanford, Peoria
 Matt Libby, Trenton
 Justin Harney, Charlotte
 Kevin Colley, Atlantic City*
 Dylan Gyori, Wheeling
 Rick Kowalsky, Roanoke

2002

G
 D
 D
 F
 F
 F

Southern Conference

Frederic Cloutier, Louisiana
 Briane Thompson, Florida
 Brad Williamson, South Carolina
 Greg Pankewicz, Pensacola
 Allan Sirois, Pee Dee
 Louis Dumont, Pensacola

* Replaced Ben Keup of Dayton, who was injured

Northern Conference

Scott Stirling, Trenton
 Calvin Elfring, Roanoke
 Tom Nemeth, Dayton
 Scott Bertoli, Trenton
 Kevin Hilton, Charlotte
 Cail MacLean, Trenton

2001

G
 D
 D
 F
 F
 F

Southern Conference

Kirk Daubenspeck, South Carolina
 Trevor Demmans, Pee Dee
 Chris Valicevic, Louisiana
 Brent Cullaton, Tallahassee
 Matt Demarski, Florida
 Dany Bousquet, Pee Dee

Northern Conference

Jan Lasak, Hampton Roads
 Derrick Walser, Johnstown
 Calvin Elfring, Roanoke
 Joel Irving, Johnstown
 Ryan Kraft, Richmond
 Andrew Williamson, Toledo

2000

G
 D
 D
 F
 F
 F

Southern Conference

Jeff Maund, Florida
 Kelly Perrault, Birmingham
 Chris Valicevic, Louisiana
 Luke Curtin, Baton Rouge
 John Spoltore, Louisiana
 Wes Mason, Augusta

Northern Conference

Maxime Gingras, Richmond
 Jakub Ficenc, Johnstown
 Arturs Kupacs, Chesapeake
 Joe Blaznek, Richmond
 Jamie Ling, Dayton
 Marc Tropper, Chesapeake*

1999

G
 D
 D
 F
 F
 F

Southern Conference

Bujar Amidovski, Louisiana
 Chris Valicevic, Louisiana
 Chris Hynnes, South Carolina
 John Varga, Louisiana
 Jamey Hicks, Birmingham
 Jonas Soling, Augusta

* Replaced Denny Felsner of Chesapeake, who was injured

*ECHL All-Star Game - Starting Lineups (1993-98) - 421***Canada**

Sean Gauthier, Pensacola
 Chris Hynnes, South Carolina
 Tom Nemeth, Dayton
 Sheldon Gorski, Louisville
 Jim Bermingham, Huntington
 Jean-Guy Trudel, Peoria

1998

G
 D
 D
 F
 F
 F

USA/World

Sinuhe Wallinheimo, Mississippi
 Chris Valicevic, Louisiana
 Kelly Hultgren, Pensacola
 Cal Ingraham, Tallahassee
 Jeff Lazaro, New Orleans
 Andrew Shier, Richmond

ECHL All-Stars

Sylvain Daigle, Mississippi
 Lance Brady, Birmingham
 Chris Valicevic, Louisiana
 Glen Metropolit, Pensacola
 Andrei Bashkirov, Huntington
 Mike Pomichter, Jacksonville

1997

G
 D
 D
 F
 F
 F

Northern Conference

Alain Morissette, Louisville
 Aaron Boh, Columbus (Ohio)
 Steve Lingren, Dayton
 Todd Wetzal, Toledo
 Glenn Stewart, Erie
 Rick Judson, Toledo

1996

G
 D
 D
 F
 F
 F

Southern Conference

Bryan Schoen, Louisiana
 Dave Craievich, Mobile
 Chris Valicevic, Louisiana
 Hugo P. Belanger, Nashville
 Chris Bergeron, Birmingham
 Jim Brown, Knoxville

Eastern Conference

Dave Gagnon, Roanoke
 Scott Boston, South Carolina
 Michael Smith, Roanoke
 Scott Gruhl, Richmond
 Darryl Noren, Charlotte
 Brad Smyth, Birmingham

1995

G
 D
 D
 F
 F
 F

Western Conference

Chris Gordon, Huntington
 Brandon Smith, Dayton
 Rob Leask, Johnstown
 Steve Gibson, Wheeling
 Scott Burfoot, Erie
 Jim Bermingham, Huntington

Eastern Conference

Matt DelGuidice, Raleigh
 Chris Valicevic, Greensboro
 Alan Leggett, Raleigh
 Phil Berger, Greensboro
 Darren Schwartz, Wheeling
 Victor Gervais, Hampton Roads

1994

G
 D
 D
 F
 F
 F

Western Conference

Cory Cadden, Knoxville
 Derek Donald, Dayton
 Dave Craievich, Birmingham
 Joe Flanagan, Birmingham
 Tom Nemeth, Dayton
 Rick Judson, Toledo

Eastern Conference

Francis Ouellette, Wheeling
 Kris Miller, Raleigh
 Trevor Smith, Roanoke Valley
 Darren Schwartz, Wheeling
 Devin Edgerton, Wheeling
 Steve Mirabile, Hampton Roads

1993

G
 D
 D
 F
 F
 F

Western Conference

Sandy Galuppo, Dayton
 Derek Booth, Toledo
 Tom Nemeth, Dayton
 Iain Duncan, Toledo
 Trevor Jobe, Nashville
 Kevin Kerr, Birmingham

*422 - All-Star Game Box Scores (2018)***ALL-STAR GAME BOX SCORES****2018 – Indianapolis, Indiana****South Division All-Stars 3, North Division All-Stars 1**

	1	2	Total
North	0	1	1
South	1	2	3

First Half - 1., South, Cammarata 1 (Houk), 4:37.

Second Half - 2., North, Huntebrinker 1 (Kurker, Hudson), 1:03. 3. South, Valteau 1 (Besse, Dienes). 4. South, Cammarata 2 (unassisted).

Shots on goal - North 4 – 9 -- 13. South 9 – 8 -- 17.

Goalies - North, Marcoux (16 shots-14 saves). South, Ouellette (13 shots-12 saves).

Mountain Division All-Stars 5, Central Division All-Stars 2

	1	2	Total
Mountain	3	2	5
Central	0	2	2

First Half - 1., Mountain, Watson 1 (unassisted), 2:25. 2. Mountain, Salituro 1 (unassisted), 5:20. 3. Mountain, Mychan 1 (Salituro, Watson).

Second Half - 4., Central, Neal 1 (Tyanulin, Raskob). 5., Mountain, Bleackley 1 (unassisted). 6., Mountain, Parizek 1 (Bleackley). 7., Central, Danforth 1 (Raskob, Neal).

Shots on goal - Mountain 7 – 12 -- 19. Central 8 – 10 -- 18.

Goalies - Mountain, Starrett (18 shots-16 saves). Central, Nagle (19 shots-14 saves).

Mountain Division All-Stars 6, South Division All-Stars 5 (SO)

	1	2	SO	Total
Mountain	2	3	1	6
South	2	3	0	5

First Half - 1., Mountain, Makowski 1 (Parizek). 2., Mountain Salituro 2 (Mychan, Watson). 3., South, Cammarata 3 (Besse). 4., South, Cammarata 4 (Besse, Houk).

Second Half - 5., South, Cammarata 5 (Besse). 6., Mountain, Makowski 2 (Watson). 7., Mountain, Bleackley 2 (Parizek, Makowski). 8., Mountain, Salituro 3 (Mychan). 9., South, Dienes 1 (Cammarata). 10., South, Besse 1 (Cammarata, Houk).

Shootout -Mountain, Watson, Yes. South, Cammarata, No.

Shots on goal - Mountain 7 – 7 – 1 -- 15. South 10 – 6 – 0 -- 16.

Goalies - Mountain, Starrett (16 shots-11 saves). South, Ouellette (14 shots-9 saves).

Referees - Tyler Puddifant and Stephen Thomson. **Linesmen** - Jake Davis and Jordan Knox. **A** - 4,795

North Roster

James Henry, Woody Hudson, Michael Huntebrinker, Sam Kurker, Etienne Marcoux, Matt Petgrave and Cody Wydo

South Roster

Grant Besse, Taylor Cammarata, Christopher Dienes, Joe Houk, Phil Lane, Martin Ouellette and Nolan Valteau

Central Roster

Kyle Bushee, Justin Danforth, Michael Neal, Pat Nagle, Willie Raskob, Matt Robertson and Artur Tyanulin

Mountain Roster

Conner Bleackley, David Makowski, Jesse Mychan, Justin Parizek, Dante Salituro, Shane Starrett and Cliff Watson

2017 – Glens Falls, New York

ECHL All-Stars 8, Adirondack Thunder 7

	1	Skills	2	Total
ECHL All-Stars	4	1	3	8
Orlando	1	2	4	7

First Half - 1., ECHL, Wideman 1 (Garbowsky), 7:39. 2., ECHL, Garbowsky 1 (Tansey), 13:22. 3. ECHL, Vallorani 1 (Buzzeo). 4. Adirondack, Bligh 1 (Wall, Baddock). 5., ECHL, Wideman 2 (Bradford, Garbowsky).

Skills - 6., Adirondack (Puck Relay). 7., Adirondack (Hardest Shot). 8., ECHL (Fastest Skater).

Second Half - 9., ECHL, Vallorani 2 (Crandall), 1:39. 10., Adirondack, Ward 1 (Riley), 2:56. 11., Adirondack, Henry 1 (Pollock), 6:36. 12., ECHL, Garbowsky 2 (Agosta, Wideman), 11:12. 13., Adirondack, Pollock (Lough, Bradshaw), 11:59. 14., ECHL Szydlowski 1 (Costello), 22:05. 15., Adirondack, Fraser 1 (unassisted), 24:48.

Shots on goal - ECHL 12 – 12 -- 24. Adirondack 13 – 14 -- 27.

Goalies - ECHL, Cannata (16 shots-15 saves), Malcolm 1-0-0 (17 shots-16 saves) and Roy (13 shots-11 saves). Orlando, Sparks (21 shots-19 saves) and Bonar 0-1-0 (30 shots-24 saves).

Referees - Kenny Anderson and Jeremy Tufts. Linesmen – Charlie O'Connor and Zach Roberts. A - 3,767.

Most Valuable Player - Matt Garbowsky, ECHL Coloardo

ECHL Roster

Justin Agosta, Erik Bradford, Justin Buzzeo, Chad Costello, Justin Crandall, Matt Garbowsky, Spiro Goulakos, Aaron Harstad, Eric Knodel, Steven McParland, C.J. Motte, Jamie Phillips, Sam Povorozniouk, Peter Sivak, Tanner Sorenson, Shawn Szydlowski, Kevin Tansey, David Vallorani, Travis Walsh, Alex Wideman, Michael Young and Nolan Zajac.

Adirondack Roster

Mikkel Aagaard, Patch Alber, J.P. Anderson, Brandon Baddock, Nick Bligh, Cullen Bradshaw, Ryan Culkin, Roman Dyukov, Stepan Falkovsky, Drew Fielding, Dana Fraser, James Henry, Gunnar Hughes, Kevin Lough, Peter MacArthur, Brett Pollock, Conor Riley, Alex Wall, Brian Ward and Greg Wolfe.

2015 – Orlando, Florida

ECHL All-Stars 8, Orlando Solar Bears 4

	1	2	3	Total
ECHL All-Stars	0	5	3	8
Orlando	1	1	2	4

First Period - 1., Orlando, Tanski 1 (Baier), 4:15.

Second Period - 2., ECHL, Gauthier 1 (Valk), 2:27. 3., ECHL, Walker 1 (Sutter), 3:51. 4., Orlando, McMillan 1 (Everson), 4:53. 5., ECHL, Bell 1 (Macaulay), 11:59. 6., ECHL, Krushelnyski 1 (Bowman), 13:26. 7., ECHL, Bell 2 (Sutter, Oslanski), 19:15. Penalties - Bell, ECHL (hooking), 17:04.

Third Period - 8., Orlando, Larson 1 (unassisted), 3:32. 9., ECHL Archambault 1 (Barnes), 5:43. 10., Orlando, McAvoy 1 (unassisted), 6:43. 11., ECHL Archambault 2 (unassisted), 11:12. 12., ECHL Brace 1 (Bell, Valk), 16:34.

Shots on goal - ECHL 12 – 17 – 22 -- 51. Orlando 16 – 18 – 13 -- 47.

Goalies - ECHL, Cannata (16 shots-15 saves), Malcolm 1-0-0 (17 shots-16 saves) and Roy (13 shots-11 saves). Orlando, Sparks (21 shots-19 saves) and Bonar 0-1-0 (30 shots-24 saves).

Referees - Nic Leduc and Andrew Wilk. Linesmen – Craig Alles and James Johnstone. A - 9,288.

Most Valuable Player - Myles Bell, ECHL Evansville

ECHL Roster

Olivier Archambault, Tyler Barnes, Collin Bowman, Myles Bell, Riley Brace, Joe Cannata, Chris Crane, Tyson Fawcett, Danick Gauthier, Garret Haar, Alex Krushelnyski, Scott Macaulay, Jeff Malcolm, James Martin, Landon Oslanski, Cam Reid, Olivier Roy, Steven Shamanski, Lukas Sutter, Curtis Valk and Brenden Walker

Orlando Roster

Bryce Aneloski, Eric Baier, Sean Bonar, David Broll, Jacob Cepis, Stefan Della Rovere, Marshall Everson, Brett Findlay, Gleason Fournier, Blake Kessel, Nick Larson, Denver Manderson, Spencer McAvoy, Carson McMillan, Carl Nielsen, Ben Rosen, Yann Sauve, Garret Sparks, Scott Tanski, Mike Ullrich and Brady Vail.

424 - All-Star Game Box Scores (2011-13)**2013 – Loveland, Colorado**
ECHL All-Stars 7, Colorado Eagles 3

	1	2	3	Total
ECHL All-Stars	1	5	1	7
Colorado	2	0	1	3

First Period - 1., ECHL, Hotham 1 (Pierro-Zabotel, Coetzee), 6:33. 2., Colorado, Hau 1 (unassisted), 11:40. 3., Colorado, Sides, 1 (Haddon, Daavettilla), 16:44 (pp). Penalties - Wahl, ECHL (hooking), 3:54. Forney, Colorado (tripping), 6:57. Maggio, ECHL (slashing) 15:20.

Second Period - 4., ECHL, Francis 1 (unassisted), 3:06. 5., ECHL, Coetzee 1 (Moon), 4:47. 6., ECHL, Ellington 1 (Wahl, Severyn), 15:44. 7., ECHL, Hotham 2 (Maylan, Francis), 18:35. 8., ECHL, Severyn 1 (Wahl), 19:51.

Third Period - 9., Colorado, Forney 1 (Daavettilla, Beatty), 0:44. 10., ECHL, Gazley 1 (Pierro-Zabotel), 19:41.

Shots on goal - ECHL 8 – 9 – 10 -- 27. Colorado 16 – 17 – 19 -- 52.

Goalies - ECHL, Grubauer (16 shots-14 saves), Zapolski 1-0-0 (17 shots-17 saves) and Lee (19 shots-18 saves). Colorado, Brown (11 shots-8 saves) and Jones 0-1-0 (16 shots-12 saves).

Referees - Tom Chmielewski and JM McNulty. Linesmen – Mike Sheehan and Francis Trempe. A - 5,289.

Most Valuable Player - Ryan Zapolski, ECHL, South Carolina.

ECHL Roster

Willie Coetzee, Taylor Ellington, Chris Francis, Austin Fyten, Dustin Gazley, Philipp Grubauer, Andrew Hotham, Mike Lee, Daniel Maggio, Mike Marcou, Justin Maylan, Nathan Moon, Dean Ouellet, Casey Pierro-Zabotel, C.J. Severyn, C.J. Stretch, Francis Verreault, Mitch Wahl, William Wrenn, Ryan Zapolski.

Colorado Roster

Jason Beatty, Arthur Bidwill, Collin Bowman, Adam Brown, Trent Daavettilla, Devin DiDionete, Norm Ezekiel, Michael Forney, Steve Haddon, A.J. Hau, Dylan Hood, Kyle Jones, Ray Kaunisto, Joey Sides, Isaac Smeltzer, Matt Strueby, Kevin Ulanski.

2011 – Bakersfield, California
ECHL All-Stars 9, Bakersfield Condors 3

	1	2	3	Total
ECHL All-Stars	3	2	4	9
Bakersfield	0	2	1	3

First Period - 1., ECHL, Arcobello 1 (Bohmbach, O'Hanley), 2:06. 2., ECHL, Langkow 1 (Vallerand, Scrymgeour), 8:54. 3., ECHL, Ginand, 1 (Street, Forney), 18:16.

Second Period - 4., Bakersfield, Broda 1 (Goers, Lefebvre), 1:28. 5., ECHL, Arcobello 2 (Derlago, Lampe), 5:10. 6., ECHL, Arcobello, 3 (Lampe), 12:34. 7., Bakersfield, Morency, 1 (Trukhno, Snetsinger), 17:32. Penalties - Tarasuk, ECHL (tripping), 5:38.

Third Period - 8., ECHL, Ginand 2 (Forney), 1:12. 9., Bakersfield, Lizon 1 (unassisted), 4:16. 10., ECHL, Vallerand 1 (Scrymgeour), 7:59. 11., ECHL, Langkow 2 (Vallerand, Scrymgeour), 16:22. 12., ECHL, Lampe 1 (Godfrey, Derlago), 19:22.

Shots on goal - ECHL 14 – 11 – 16 -- 41. Bakersfield 6 – 15 – 8 -- 29.

Goalies - ECHL, Ouzas (6 shots-6 saves), Beskorowany 1-0-0 (15 shots-13 saves) and Killeen (8 shots-7 saves). Bakersfield, Tordjman 0-1-0 (41 shots-32 saves).

Referee - Joe Sullivan. Linesmen – James Parker and Scott Sivulich. A - 7,397.

Most Valuable Player - Mark Arcobello, ECHL, Stockton.

ECHL Roster

Mark Arcobello, Tyler Beskorowany, Andy Bohmbach, Mark Derlago, Michael Forney, Jake Gannon, Ryan Ginand, Josh Godfrey, Patrick Killeen, Eric Lampe, Chris Langkow, Aaron Lewadniuk, Brian O'Hanley, Michael Ouzas, Blake Parlett, John Scrymgeour, Ben Street, Steve Tarasuk, Evgeny Timkin, Ryan Turek, Marc-Olivier Vallerand.

Bakersfield Roster

JM Beaudoin, Joel Broda, Erik Burgdoerfer, Jay Cascalenda, Jean-Francois David, Michael Gergen, Barry Goers, Stephane Goulet, Andrew Ianiero, Guillaume Lefebvre, Erick Lizon, Pascal Morency, Adam Naglich, Bobby Robins, Joey Ryan, Brad Snetsinger, Brian Stewart, Evan Stoflet, Josh Tordjman, Vyacheslav Trukhno.

2010 – Ontario, California

American 10, National 9

	1	2	3	OT	SO	Total
American	3	2	4	0	1	10
National	2	5	2	0	0	9

First Period - 1, American, Roberts 1 (Micflikier, Gordon), 4:53. 2, National, Blackwater 1 (Mazzolini, Miller), 8:26. 3, American, Schepke 1 (Cleaver), 11:08 (pp). 4, National, Mazzolini 1 (Perry), 13:59. 5, American, Shields 1 (Gratchev, Pierce), 17:05. Penalties – Bartley, National (hooking), 9:17.

Second Period - 6, National, Lenex 1 (Weller, D'Alvise), 1:37. 7, National, Bartley 1 (Mazzolini), 2:21. 8, National, Walker 1 (Swanson, Barlow), 3:33. 9, National, Barlow 1 (Miller), 11:40. 10, American, Schepke 2 (Tanguay, Kashirsky), 13:13. 11, American, Cleaver 1 (Roberts), 18:14. 12, National, Miller 1 (Bartley), 19:52.

Third Period - 13, American, Paris 1 (Pierce), 3:11. 14, American, Buck 1 (Kashirsky, Prough), 5:58. 15, National, Barlow 2 (Bartley), 6:13. 16, Prough 1 (Ganzak, Thelen), 10:46. 17, National, Miller 2 (Barlow), 13:25. 18, American, Shields 2 (Pierce, Gratchev), 17:24. Penalties – Ganzak, American (Tripping), 7:17.

Shots on goal - American 17 – 14 – 17 – 0 – 1 – - - 49. National 9 – 20 – 8 – 1 – 0 – - - 38.

Goalies - American, Ford (9 shots-7 saves), Holtby (20 shots-15 saves) and Smith 1-0-0 (9 shots-7 saves). National, Shantz (17 shots-14 saves), Pielmeier (14 shots-12 saves) and Bachman 0-0-1 (17 shots-13 saves).

Referee - Geno Binda. **Linesmen** – Todd Owen and Paul Reid. **A** - 7,615.

Most Valuable Player - Evan Barlow, National, Idaho.

American Roster

Brandon Buck, Rick Cleaver, Justin Donati, Todd Ford, Mitch Ganzak, Ben Gordon, Maxime Gratchev, Braden Holtby, Nikita Kashirsky, Jacob Micflikier, Drew Paris, Matt Pierce, Jeff Prough, Sam Roberts, J.C. Sawyer, Matt Schepke, Connor Shields, Jeremy Smith, Maxime Tanguay, Zach Tarkir, A.J. Thelen.

National Roster

Richard Bachman, Evan Barlow, Vic Bartley, Judd Blackwater, Chris D'Alvise, Taylor Ellington, Greg Hogeboom, Ryan Kinasewich, John Lammers, Peter Lenex, Nick Mazzolini, Adam Miller, Brendan Milnamow, AJ Perry, Timo Pielmeier, Sasha Pokulok, Eric Regan, David Shantz, John Swanson, David Walker, Shawn Weller.

2009 – Reading, Pennsylvania

American 11, National 5

	1	2	3	TOTAL
American	1	5	5	11
National	3	1	1	5

First Period - 1, National, Derlago 1 (Kraus, Shasby), 5:24. 2, American, Ewing 1 (Ford, Reid), 8:18. 3, National, May 1 (Bomersback, Shasby), 10:57. 4, National, Urquhart 1 (Hemingway), 17:53.

Second Period - 5, American, Lukin 1 (Cruthers), 0:48. 6, American, Clarke 1 (Cruthers, Lukin), 4:25. 7, American, Ford 1 (Kroll, Fox), 13:15. 8, National, Bomersback 1 (Fornataro), 16:37. 9, American, Doig 1 (Fox, Brocklehurst), 18:36. 10, American, Ford 2 (Ewing, Cohen), 19:52.

Third Period - 11, American, Ford 3 (Ward, Ewing), 1:32. 12, American, Baker 1 (Ward), 1:50. 13, American, Cruthers 1 (Ehgoetz, Baker), 2:51. 14, American, Baker 2 (Ehgoetz, Morin), 7:42. 15, National, Walker 1 (Gendur, Wilson), 8:21. 16, American, Bakers 3 (Morin), 12:19.

Shots on goal - National 13 - 11 - 20 - - 44. American 10 - 26 - 18 - -54.

Goalies - National, Lamoureux (10 shots-9 saves), Fallon 0-1-0 (26 shots-21 saves) and Murray (18 shots-13 saves). American, Mayotte (13 shots-10 saves), Leggio 1-0-0 (11 shots-10 saves) and Neuvirth (20 shots-19 saves).

Referee - Shane Warschaw. **Linesmen** – Mike McDevitt and Mike Hamilton. **A** – 5,693.

Most Valuable Player – Matthew Ford, American, Charlotte.

American Roster

Josh Aspenlind, Kevin Baker, Aaron Brocklehurst, Aaron Clarke, Matt Cohen, Ryan Cruthers, Ryan Del Monte, Tyler Doig, Barret Ehgoetz, Bryan Ewing, Matthew Ford, Jordan Fox, Ryan Gunderson, Johann Kroll, David Leggio, Jarret Lukin, Kris Mayotte, Travis Morin, Michal Neuvirth, Elgin Reid, Steve Ward.

National Roster

Mark Bomersback, Mark Derlago, Joe Fallon, Matt Fornataro, Dan Gendur, Colin Hemingway, Ryan Huddy, Tim Kraus, Jean-Philippe Lamoureux, Kenny MacAulay, Jeff May, Tom May, John Murray, Matt Pope, Matt Shasby, Matt Stephenson, Justin Taylor, Cory Urquhart, Geoff Walker, Michael Wilson, Dylan Yeo.

426 - All-Star Game Box Scores (2007-08)

2008 - Stockton, California
National 10, American 7

	1	2	3	Total
American	2	1	4	7
National	3	4	3	10

First Period - 1, American, Morin 1 (Menei, Kudelka), 1:58. 2, National, Rallo 1 (Ferraro, Goldie), 3:48. 3, American, D'Aversa 1 (Doig, Melanson), 8:31. 4, National, Goldie 1 (unassisted), 16:48. 5, National, Eizenman 1 (Bourne, Gongalsky), 19:06.

Second Period - 6, National, Skinner 1 (Yandle, Contois), 5:49. 7, National, Ferraro 1 (Rallo, Goldie), 13:44. 8, National, Goldie 2 (Rallo, Ferraro), 16:55. 9, National, Ferraro 2 (Goldie, Rallo), 17:11. 10, American, Melanson 1 (Desharnais, Gunderson), 19:15.

Third Period - 11, National, Goldie 3 (Rallo, Ferraro), 0:22. 12, American, Owens 1 (Hemingway, Gunderson), 7:00. 13, National, Eizenman 2 (Bourne, Gongalsky), 8:30. 14, American, D'Aversa 2 (Kudelka), 9:26. 15, National, Contois 1 (MacMurchy, Skinner), 13:10. 16, American, Beaudoin 1 (Hemingway, Veideman), 14:12. 17, American, Hemingway 1 (Garlock, Tifu), 16:14.

Shots on Goal - American 6-11-15--32, National 16-17-11--44.

Goalies - American, Kowalski (16 shots-13 saves), Khudobin (17 shots-13 saves) and Peters 0-1-0 (11 shots-8 saves). National, Ellis (6 shots-4 saves), Briggs (11 shots-10 saves) and Manzato 1-0-0 (15 shots-11 saves).

Referee - Jason Nissen. **Linesmen** - Ray King and Michel Voyer. **A** - 7,455.

Most Valuable Player - Ash Goldie, National, Victoria.

American Roster

Matt Beaudoin, Jon D'Aversa, David Desharnais, Tyler Doig, Ryan Garlock, Ryan Gunderson, Brett Hemingway, Anton Khudobin, Craig Kowalski, Tomas Kudelka, John McNabb, Mathieu Melanson, Ryan Menei, Jamie Milam, Travis Morin, Jordan Owens, Justin Peters, Jean-Claude Sawyer, Yannick Tifu, Adrian Veideman.

National Roster

Kellen Briggs, Justin Bourne, Andy Contois, Jason Dest, Oren Eizenman, Julien Ellis, Brad Farynyuk, Peter Ferraro, Ash Goldie, Igor Gongalsky, Todd Griffith, Darrell Hay, Keith Johnson, Kenny MacAulay, Ryan MacMurchy, Daniel Manzato, Greg Rallo, Peder Skinner, Josh Soares, Kevin Truelson, Brian Yandle.

2007 - Boise, Idaho

American 6, National 3

	1	2	3	Total
American	1	3	2	6
National	1	0	2	3

First Period - 1, American, Schell 1 (Lang, Baker), 4:26. 2, National, Nesbitt 1 (Bodie, Martz), 9:00.

Second Period - 3, American, Baker 1 (Boisclair), 1:30. 4, American, Magowan 1 (Rankin, Albers), 8:53. 5, American, Fretter 1 (Magowan, Rankin), 16:44.

Third Period - 6, National, Curtin 1 (Geisler), 4:12. 7, National, Talbot 1 (Rallo, Sertich), 6:18. 8, American, Laliberte 1 (Hogeboom, Jensen), 16:42. 9, American, Tardif 1 (Boisclair, Albers), 19:01.

Shots on Goal - American 18-20-6--44, National 11-9-17--37.

Goalies - American, Berkhoeel (11 shots-10 saves), Desjardins 1-0-0 (9 shots-9 saves) and Shantz (17 shots-15 saves). National, McKenna (18 shots-17 saves), Dubnyk 0-1-0 (20 shots-17 saves) and MacDonald (5 shots-4 saves).

Referee - Jason Rollins. **Linesmen** - Wally Lacroix and Mike Pearce. **A** - 4,371.

Most Valuable Player - Adam Berkhoeel, American, Dayton.

American Roster

Paul Albers, Jon Awe, Kevin Baker, Adam Berkhoeel, Paul Bissonnette, Maxime Boisclair, Cedrick Desjardins, Colton Fretter, Bruce Graham, Greg Hogeboom, Mike Jarmuth, Joe Jensen, John Laliberte, Ryan Lang, Mike Madill, Ken Magowan, T.J. McElroy, Rob Rankin, Brad Schell, David Shantz, Jamie Tardif.

National Roster

Troy Bodie, Rane Carnegie, Kevin Croxton, Luke Curtin, Devan Dubnyk, Milan Gajic, Beau Geisler, Todd Griffith, Darrell Hay, Jason Krischuk, Ryan MacDonald, Nathan Martz, Mike McKenna, Tyler Mosienko, Derek Nesbitt, Dave Psenyczny, Greg Rallo, Brandon Schwartz, Andy Sertich, Julian Talbot, Tom Walsh.

2006 - Fresno, California

National 7, American 6

	1	2	3	Total
American	2	0	4	6
National	2	1	4	7

First Period - 1, National, Lalonde 1 (Taylor), 12:36. 2, National, Snider 1 (Bennefield), 14:47. 3, American, Hartlieb 1 (Mosienko, Campbell), 18:17. 4, American, Fulghum, 1 (Legue, Rawlyk), 19:07.

Second Period - 5, National, Leavitt 1 (Taylor, Snider), 12:58.

Third Period - 6, National, Curtin 1 (Bembridge, Gaucher), 00:23. 7, National, Curtin 2 (VanBallegooie, Lalonde), 00:43. 8, National, Larrivee 1 (McConvey, Lalonde), 03:56. 9, American, Bertoli 1 (Sisca), 11:00. 10, American, Fulghum 2 (Rawlyk, Campbell), 11:33. 11, National, Lingren 1 (McConvey, Taylor), 11:50. 12, American, Fulghum 3 (Burke, Bertoli), 18:43. 13, American, Campbell 1 (Milam, Fulghum), 19:42.

Shots on Goal - American 12-12-19--43. National 10-8-8--26.

Goalies - American, Boutin (10 shots-8 saves), Franck (8 shots-7 saves), and Glass 0-1-0 (8 shots-4 saves). National, Magliarditi (12 shots-10 saves), Moreland (12 shots-12 saves), and Jaeger 1-0-0 (19 shots-15 saves).

Referee - Matt Bialota. **Linesmen** - Rob Fay and David Jones. **A** - 7,667.

Most Valuable Player - Luke Curtin, National, Fresno.

American Roster

Scott Bertoli, Gerry Burke, Jeff Campbell, Sean Collins, Guillaume Desbiens, Luke Fulghum, Ernie Hartlieb, T.J. Kemp, Chris Lee, Jeff Legue, Troy Milam, Tyler Mosienko, Brandon Nolan, Brian Passmore, Rory Rawlyk, Daniel Sisca, Tyson Teplitsky.

National Roster

Justin Aikins, Scott Basiuk, Garrett Bembridge, Jesse Bennefield, Matt Craig, Luke Curtin, Mike Gabinet, Ryan Gaucher, Mike Lalonde, Christian Larrivee, Alex Leavitt, Steve Lingren, D'Arcy McConvey, Marco Peluso, Shawn Snider, Adam Taylor, Dustin VanBallegooie, Steeve Villeneuve.

2005 - Reading, Pennsylvania

National 6, American 2

	1	2	3	Total
American	1	1	0	2
National	0	4	2	6

First Period - 1, American, Tenute 1 (Corbeil, Hutchins), 10:22.

Second Period - 2, American, Engelhardt 1 (Campbell, Dickenson), 3:45. 3, National, Robinson 1 (Francisco), 3:55. 4, National, Desrochers 1 (Lattery), 7:19. 5, National, Kolarik 1 (Canzanello, Kinasewich), 10:48. 6, National, Edwardson 1 (unassisted), 17:03.

Third Period - 7, National, Robinson 2 (James, Eberly), 8:16. 8, National, Kinasewich 1 (Kolarik, Brust), 18:28.

Shots on Goal - American 13-21-11--45. National 11-18-20--49.

Goalies - American, Minard (11 shots-11 saves), Ford 0-1-0 (18 shots-14 saves) and Marsters (20 shots-18 saves). National, Madden (13 shots-12 saves), Doyle 1-0-0 (21 shots-20 saves) and Brust (11 shots-11 saves).

Referee - Nygel Pelletier. **Linesmen** - Aaron Lundbohm and Paul Carnathan. **A** - 6,746.

Most Valuable Player - Frank Doyle, National, Idaho.

American Roster

Greg Amadio, Mark Ardelan, Tyler Beechey, Jeff Campbell, Brian Collins, Nicolas Corbeil, Lou Dickenson, Brett Engelhardt, Todd Ford, Ryan Glenn, Matt Hendricks, Jeff Hutchins, Jim Jackson, Ken Magowan, Carl Mallette, Nathan Marsters, Mike Minard, Mark Mullen, Corey Neilson, Matt Pagnutti, Joey Tenute.

National Roster

Barry Brust, Andrew Canzanello, Luke Curtin, Jean Desrochers, Frank Doyle, Guy Dupuis, Dan Eberly, Derek Edwardson, Nate Forster, Jon Francisco, Connor James, Ryan Kinasewich, Tyler Kolarik, Dana Lattery, Chris Madden, Chris Minard, Brent Robinson, Marco Rosa, Dan Tessier, Patrick Wellar, Stephen Wood.

428 - All-Star Game Box Scores (2003-04)**2004 - Peoria, Illinois**

Eastern 7, Western 6

	1	2	3	Total
Western	3	3	0	6
Eastern	1	2	4	7

First Period - 1, Eastern, Rowe 1 (McCullough, Jaffray), 0:43. 2, Western, Walby 1 (Cornacchia, Gauvreau), 3:31. 3, Western, Milam 1 (Ianiero, Cousineau), 13:59. 4, Western, Snowden 1 (Ganga), 15:59.

Second Period - 5, Western, Talbot 1 (Chambers, Plourde), 1:30. 6, Eastern, Masse 1 (Jamieson, McRae), 5:14. 7, Western, Cousineau 1 (Snowden, Milam), 7:59. 8, Eastern, Paolini 1 (Limpricht), 16:00. 9, Eastern, Neilson 1 (Talbot, Chambers), 16:19.

Third Period - 10, Eastern, Jaffray 1 (McCullough, Rowe), 2:46. 11, Eastern, Jamieson 1 (Ask, Masse), 4:37. 12, Eastern, Notermann 1 (Burrows, Reimann), 8:02. 13, Eastern, Rowe 2 (McCullough, Paolini), 11:02.

Shots on Goal - Western 13-11-10--34. Eastern 11-26-17--54.

Goalies - Western, Cloutier (11 shots-10 saves), Garnett (26 shots-24 saves) and Ellis 0-1-0 (17 shots-14 saves). Eastern, Stirling (13 shots-10 saves), Campbell (11 shots-8 saves) and Houle 1-0-0 (10 shots-10 saves).

Referee - Brian Thul. **Linesmen** - Jerry Burt and Craig Kneale. **A** - 7,242.

Most Valuable Player - Randy Rowe, Eastern, Peoria.

Eastern Roster

Morten Ask, Alexandre Burrows, Cory Campbell, Brian Fahey, Chris Houle, Jason Jaffray, Dusty Jamieson, Nate Kiser, Shawn Limpricht, Chris Lynch, Jason Maleyko, David Masse, Brian McCullough, Mark McRae, Jason Notermann, Sam Paolini, Tom Reimann, Randy Rowe, Kevin Spiewak, Scott Stirling, Jon Zion.

Western Roster

Greg Barber, Greg Chambers, Frederic Cloutier, David Cornacchia, David Cousineau, Dan Ellis, Nick Ganga, Michael Garnett, Brent Gauvreau, Andrew Ianiero, Greg Jacina, Justin Kelly, Charles Linglet, Troy Milam, Corey Neilson, Jean-Francois Plourde, John Snowden, Ben Storey, Joe Talbot, Kevin Truelson, Steffon Walby.

2003 - Estero, Florida

Northern 8, Southern 2

	1	2	3	Total
Northern	2	3	3	8
Southern	0	1	1	2

First Period - Scoring: 1, Northern, Rennette 1 (Gaucher, Colley), 4:11. 2, Northern, McCullough 1 (Herrington), 19:22.

Second Period - Scoring: 3, Northern, Ianiero 1 (Konopka, Courchesne), 8:41. 4, Southern, Morrison 1 (Stringer, O'Keefe), 9:14. 5, Northern, Parillo 1 (Henkel, Rooney), 11:47. 6, Northern, Zion 1 (Jaffray, Colley), 19:07 (pp).

Third Period - Scoring: 7, Northern, McNamara 1 (McCullough), 2:23. 8, Southern, Morrison 2 (Stringer, Medak), 4:09. 9, Northern, Herrington 1 (Parrish, McNamara), 6:40. 10, Northern, Parillo 2 (Rooney), 15:32.

Shots On Goal - Northern 17-13-13-43. Southern, 11-13-18-42.

Goalies - Northern, Stirling (11 shots, 11 saves), Lombard (13 shots, 12 saves; record: 1-0), Smith (18 shots, 17 saves). Southern - Rob Zepp (17 shots, 15 saves), Underhill (13 shots, 10 saves; record: 0-1), Hauser (13 shots, 10 saves).

Referee - Ryan Fraser. **Linesmen** - Paul Nicolls and Nic Kephart. **A** - 6,442.

Most Valuable Player - Scott Stirling, Northern, Atlantic City.

Northern Roster

Kevin Colley, Pierre-Luc Courchesne, Ryan Gaucher, Jim Henkel, Jamie Herrington, Andrew Ianiero, Jason Jaffray, Zenon Konopka, Dan Lombard, Brian McCullough, Chris McNamara, Nick Parillo, Geno Parrish, Tyler Rennette, Brad Rooney, Mike Smith, Scott Stirling, Takahito Suzuki, Simon Tremblay, Dustin Wood, Jon Zion.

Southern Roster

Jim Baxter, Mike Bishai, Kent Davyduke, Mike Glumac, Joe Guenther, Adam Hauser, Corey Hessler, J.J. Hunter, Marty Johnston, Judd Medak, Laurent Meunier, Justin Morrison, Ryan O'Keefe, Rod Sarich, Aaron Schneekloth, Buddy Smith, Rejean Stringer, Matt Underhill, Steffon Walby, Brad Williamson, Patrick Yetman, Rob Zepp.

2002 - Trenton, New Jersey

Southern 7, Northern 6

	1	2	3	Total
Southern	1	3	3	7
Northern	1	1	4	6

First Period - 1, Southern, Snesrud 1 (Rymsha, Sivonen), 9:17. 2, Northern, Mizzi 1 (Rekis, Pettersen), 19:13.

Second Period - 3, Southern, Pankewicz 1 (Sirois, Dumont), 4:49. 4, Southern, Fortier 1 (Yetman), 12:13. 5, Southern, Sivonen 1 (Trudeau, Thompson), 13:42. 6, Northern, Prososky 1 (Pettersen, Lupandin), 17:29.

Third Period - 7, Southern, Sirois 1 (Snesrud), 4:52. 8, Northern, Colley 1 (Gyori, Kowalsky), 5:41. 9, Northern, Tremblay 1 (Stafford, Leahy), 6:48. 10, Southern, Sadowski 1 (Krajnc, Trudeau), 7:08. 11, Northern, Fiddler 1 (Leahy, Tremblay), 11:08. 12, Southern, Sirois 2 (Dumont, Pankewicz), 14:42. 13, Northern, Leahy 1 (Stafford, Fiddler), 16:27.

Shots on goal - Southern 16-18-10—44. Northern 16-9-20—45.

Goalies - Southern, Cloutier (16 shots-15 saves), Madden (9 shots-8 saves), and Carroll 1-0-0 (20 shots-16 saves). Northern, Sanford (16 shots-15 saves), Laing (18 shots-15 saves), and Meyer 0-1-0 (10 shots-7 saves).

Referee - Brian Pochmara. **Linesmen** - Kevin Ferguson and Butch Mousseaux. **A** - 7,165.

Most Valuable Player - Allan Sirois, Southern, Pee Dee.

Northern Roster

Erik Anderson, Kevin Colley, Matt Desrosiers, Vern Fiddler, David Gove, Dylan Gyori, Justin Harney, Rick Kowalsky, Joel Laing, Pat Leahy, Matt Libby, Andrei Lupandin, Scott Meyer, Preston Mizzi, Magnus Nilsson, Lars Pettersen, Garrett Prososky, Arvid Rekis, Curtis Sanford, Ben Stafford, Simon Tremblay.

Southern Roster

Ken Carroll, Frederic Cloutier, Louis Dumont, Francois Fortier, Ryan Fultz, Ryan Knox, Gregor Krajnc, Chris Madden, Kevin Mitchell, Greg Pankewicz, Steve Rymsha, John Sadowski, Allan Sirois, Mikko Sivonen, Mat Snesrud, Briane Thompson, Darren Tiemstra, Roger Trudeau, Matt Ulwelling, Brad Williamson, Patrick Yetman.

2001 - North Little Rock, Arkansas

Southern 9, Northern 5

	1	2	3	TOTAL
Northern	2	0	3	5
Southern	3	4	2	9

First Period - 1, Northern, Hilton 1 (Bertoli, Nemeth), 5:01. 2, Southern, Bowtell 1 (Demmans, Soling), 6:35. 3, Southern, Bousquet 1 (Sessa), 8:15. 4, Northern, McCullough 1 (Pitirri, Harney), 13:28. 5, Southern, Soling 1 (Harrold), 15:56.

Second Period - 6, Southern, Soling 2 (Long, Pershin), 2:38. 7, Southern, Bousquet 2 (Russell), 4:29. 8, Southern, Long 1 (Demmans, Bowtell), 8:36. 9, Southern, Soling 3 (Long), 13:57.

Third Period - 10, Northern, Keup 1 (Schneider, King), 5:10. 11, Southern, Bartek 1 (Bowtell, Harrold), 9:04. 12, Northern, McCullough 2 (Pitirri, Keup), 9:46. 13, Northern, McCullough 3 (Pitirri, Schneider), 15:43. 14, Southern, Bowtell 2 (unassisted), 18:53.

Shots on goal - Northern 9-7-18-34. Southern 13-15-11-39

Goalies - Northern, Stirling (13 shots-10 saves), Exner 0-1-0 (15 shots-11 saves), and Westlund (10 shots-9 saves). Southern, Daubenspeck (9 shots-7 saves), Leitza 1-0-0 (7 shots-7 saves), and Saal (18 shots-15 saves).

Referee - Justin St. Pierre. **Linesmen** - John O'Brien and Brad Phillips. **A**-7,029.

Most Valuable Player - Jonas Soling, Southern, Augusta.

Northern Roster

Scott Bertoli, Darren Clark, Calvin Elfring, Kenric Exner, Justin Harney, Kevin Hilton, Joel Irwin, Ben Keup, Scott King, Cail MacLean, Brian McCullough, Tom Nemeth, James Patterson, Richard Pitirri, Eric Schneider, Chris Slater, Jamie Sokolsky, Jeff Sproat, Scott Stirling, Mike Vellinga, Alex Westlund.

Southern Roster

Likit Andersson, Martin Bartek, Jeff Bes, Dany Bousquet, Cody Bowtell, Aaron Brand, Vratislav Cech, Brent Cullaton, Kirk Daubenspeck, Matt Demarski, Trevor Demmans, Josh Harrold, Brian Leitza, Andrew Long, Eric Long, Eduard Pershin, Bobby Russell, Jason Saal, Jason Sessa, Jonas Soling, Chris Valicevic.

430 - All-Star Game Box Scores (1999-2000)**2000 - Greenville, South Carolina**

Northern 8, Southern 6

	1	2	3	TOTAL
Northern	3	3	2	8
Southern	3	2	1	6

First Period - 1, Northern, Wilgosh 1 (Vandemeer, Tropper), 3:24. 2, Northern, Mitchell 1 (Murphy, Harmer), 6:10. 3, Southern, Morin 1 (Valicevic), 12:01. 4, Southern, Venedam 1 (Mason, McNabb), 14:56. 5, Northern, Kraft 1 (Vandemeer, Harmer), 17:48. 6, Southern, Gaucher 1 (Curtin, Lazaro), 18:04.

Second Period - 7, Northern, Lawmaster 1 (Krovopuskov, Gignac), 1:17. 8, Northern, Fitzpatrick 1 (Walser, Gignac), 6:57. 9, Northern, Walser 1 (unassisted), 9:59. 10, Southern, Bousquet 1 (Dexter, Mason), 12:35. 11, Southern, Venedam 2 (Mason), 17:14.

Third Period - 12, Northern, Mitchell 2 (Ling, Murphy), 3:33. 13, Southern, Valicevic 1 (Curtin), 6:49. 14, Northern, Irving 1 (Kraft), 9:43.

Shots on goal - Northern 11-14-17--42. Southern 16-13-13--42.

Goalies - Northern, Lasak (16 shots-13 saves) , Matile (13 shots-11 saves) and Amidovski 1-0-0 (13 shots-12 saves). Southern, Maund (11 shots-8 saves), Brumby (14 shots-11 saves) and Schafer 0-1-0 (17 shots-15 saves).

Referee - Dave Hansen. **Linesmen** - Jim Combs and Tim Morgret. **A** - 9,444.

Most Valuable Player - Jeff Mitchell, Northern, Dayton.

Northern Roster

Chad Ackerman, Bujar Amidovski, Calvin Elfring, Blaine Fitzpatrick, Chris Gignac, Duane Harmer, Joel Irving, Alexei Krovopuskov, Jason Lawmaster, Jan Lasak, Jamie Ling, Jeff Mitchell, Mark Murphy, Mike Perna, Marc Tropper, Sean Matile, Peter Vandemeer, Derrick Walser, Curtis Wilgosh, Andrew Williamson.

Southern Roster

Dany Bousquet, David Brumby, Luke Curtin, Brad Dexter, Neil Fewster, Ryan Gaucher, Jeff Lazaro, Wes Mason, Jeff Maund, John McNabb, Olivier Morin, Eric Naud, Steve O'Brien, Kelly Perrault, Paxton Schafer, Greg Schmidt, Buddy Smith, John Spoltore, Bobby Stewart, Chris Valicevic, Sean Venedam.

1999 - Biloxi, Mississippi

Southern 7, Northern 4

	1	2	3	TOTAL
Northern	1	1	2	4
Southern	2	2	3	7

First Period - Scoring: 1, Northern, Brown 1 (Ficencic), 8:36. 2, Southern, Soling 1 (Varga), 10:12. 3, Southern, Calder 1 (Elders, Seitz), 19:45.

Second Period - Scoring: 4, Southern, Elders 1 (Rochon, Seitz), 6:18. 5, Southern, Kobezda 1 (Seitz, Elders), 6:36. 6, Northern, Infanger 1 (Ling, Thompson), 9:18.

Third Period - Scoring: 7, Northern, Williamson 1 (Ceman), 1:16. 8, Northern, Kupaks 1 (Tropper, Kraft), 4:25. 9, Southern, Sirois 1 (MacLean, Hurd), 14:02. 10, Southern, Elders 2 (Hicks), 16:09. 11, Southern, MacLean (Sirois), 17:47.

Shots on goal - Southern 13-14-10--37. Northern 12-8-9--29.

Goalies - Northern, Gingras (22 shots-18 saves) and Mullin 0-1-0 (22 shots-19 saves). Southern, Amidovski (16 shots-14 saves) and Wickenheiser 1-0-0 (17 shots-15 saves).

Referee - Joe Ernst. **Linesmen** - Terry Wicklum and Brian Mach. **A** - 7,566.

Most Valuable Player - Jason Elders, Southern, Mobile.

Northern Roster

Jim Bermingham, Joe Blaznek, Bobby Brown, Dru Burgess, Dan Ceman, Jakub Ficencic, Maxime Gingras, Duane Harmer, Karl Infanger, Casey Kesselring, Ryan Kraft, Arturs Kupaks, Jamie Ling, Darren Maloney, Bret Meyers, Matt Mullin, Tom O'Connor, Jamie Thompson, Marc Tropper, Andrew Williamson.

Southern Roster

Bujar Amidovski, J.F. Aube, Shane Calder, Luke Curtin, Jason Elders, Jamey Hicks, Kelly Hurd, Chris Hynes, Jan Kobezda, Terry Lindgren, Cail MacLean, Dana Mulvihill, Jaroslav Obsut, Patrick Rochon, Dave Seitz, Allan Sirois, Jonas Soling, Chris Valicevic, John Varga, Chris Wickenheiser.

1998 - Lafayette, Louisiana

Canada 11, USA/World 7

	1	2	3	TOTAL
Canada	4	2	5	11
USA/World	3	3	1	7

First Period - Scoring: 1, USA/World, Felsner 1 (Parsons), 1:37. 2, Canada, MacIntyre 1 (Burfoot, Gorski), 6:25. 3, USA/World, Cantu 1 (Bilek, Noren), 7:38. 4, Canada, MacIntyre 2 (Gorski, Reid), 10:56. 5, Canada, Venedam 1 (Hynes, Nedomansky), 13:51. 6, USA/World, Cantu 2 (Oates, Valicevic), 16:37. 7, Canada, Hynes 1 (Reid, MacIntyre), 19:30.

Second Period - Scoring: 8, Canada, Bousquet 1 (Venedam, Nedomansky), 4:13. 9, USA/World, Parsons 1 (Spoltore, Bilek), 10:59. 10, USA/World, Cantu 3 (Seitz, Oates), 13:18 (pp). 11, Canada, MacIntyre 3 (Burfoot, Gorski), 15:29. 12, USA/World, Noren 1 (Remackel, Seitz), 18:10. Penalties: Reid, Canada (tripping), 11:50.

Third Period - Scoring: 13, Canada, Goudie 1 (Karlander, Latendresse), 1:46. 14, Canada, Latendresse 1 (Birmingham, Karlander), 5:58. 15, Canada, MacIntyre 4 (Gorski, Burfoot), 6:15. 16, USA/World, Ingraham 1 (Shier, Brady), 7:13. 17, Canada, Hynes 2 (Van Drunen, Karlander), 13:08. 18, Canada, Evans 1 (Trudel, Hersh), 14:45.

Shots on goal - Canada 23-17-18--58. USA/World 16-10-9--35.

Goalies - Canada, Gauthier (20 shots-17 saves) and Charpentier 1-0-0 (15 shots-11 saves). USA/World, Wallinheimo (34 shots-29 saves) and Tracy 0-1-0 (24 shots-18 saves).

Referee - Jeff Smith. **Linesmen** - Craig Ross and Mark Hamlett. **A** - 11,493.

Most Valuable Player - Andy MacIntyre, Canada, Jacksonville.

Canada Roster

Jim Birmingham, Louis Bernard, Dany Bousquet, Scott Burfoot, Sebastien Charpentier, Doug Evans, Sean Gauthier, Sheldon Gorski, Brian Goudie, Harold Hersh, Chris Hynes, Kory Karlander, Mike Latendresse, Andy MacIntyre, Vashi Nedomansky, Tom Nemeth, Shawn Reid, Jean-Guy Trudel, Dave Van Drunen, Sean Venedam.

USA/World Roster

Beau Bilek, Eric Boguniecki, Lance Brady, Kris Cantu, Denny Felsner, Kevin Hilton, Kelly Hultgren, Cal Ingraham, Brian LaFleur, Jeff Luzzo, Darryl Noren, Matt Oates, Don Parsons, Chris Phelps, Chad Remackel, Dave Seitz, Andrew Shier, John Spoltore, Tripp Tracy, Chris Valicevic, Sinuhe Wallinheimo.

1997 - Charlotte, North Carolina

Charlotte Checkers 7, ECHL All-Stars 6

	1	2	3	Total
ECHL All-Stars	2	2	2	6
Charlotte	3	3	1	7

First Period - 1, Charlotte, Seher 1 (Noren), 3:12. 2, ECHL, Bashkirov 1 (Taylor, Ross), 5:10. 3, Charlotte, Mitani 1 (Aube), 10:48. 4, Charlotte, Brosseau 1 (Deadmarsh), 16:56. 5, ECHL, Jablonski 1 (Royal, Metropolit), 17:55.

Second Period - 6, ECHL, Royal 1 (Metropolit), 1:20. 7, Charlotte, Mitani 2 (Noren, Brosseau), 3:59. 8, Charlotte, Brosseau 2 (Daniels, Noren), 6:52. 9, Charlotte, Boulton 1 (Robbins, Elick), 8:02. 10, ECHL, Pomichter 1 (Bilek), 8:14.

Third Period - 11, ECHL, Bashkirov 2 (Brady), 1:13. 12, ECHL, Taylor 1 (Bashkirov), 2:17. 13, Charlotte, Daniels 1 (Brosseau), 4:48.

Shots on goal - ECHL 11-19-17--47. Charlotte 12-8-8--28.

Goalies - ECHL, Beaubien 0-1-0 (17 shots-11 saves) and Allan (11 shots-10 saves). Charlotte, Vitucci (22 shots-18 saves) and Shepard 1-0-0 (25 shots-23 saves).

Referee - Ian Walsh. **Linesmen** - Norm Eberle and Pete Wicklum. **A** - 7,087.

Most Valuable Players - Andrei Bashkirov, ECHL, Huntington and David Brosseau, Charlotte.

ECHL Roster

Sandy Allan, Andrei Bashkirov, Frederick Beaubien, Beau Bilek, Lance Brady, Jim Brown, Alex Chuchukov, Rob Dumas, Jason Elders, Kevin Hoffman, Jeff Jablonski, Darren Maloney, Blair Manning, Glen Metropolit, Colin Miller, Chris Phelps, Mike Pomichter, Mike Ross, Eric Royal, Mike Taylor, Chris Valicevic.

Charlotte Roster

J.F. Aube, Eric Boulton, David Brosseau, Kimbi Daniels, Jake Deadmarsh, Mickey Elick, Justin Gould, Mike Kempffer, Jay Kenney, Scott Kirton, Brad Konik, Darcy Mitani, Darryl Noren, Kevin Rappana, Matt Robbins, Kurt Seher, Ken Shepard, Nick Vitucci, Shawn Wheeler.

432 - All-Star Game Box Scores (1995-96)**1996 - Tallahassee, Florida**

North 10, South 7

	1	2	3	TOTAL
North	3	4	3	10
South	4	2	1	7

First Period - Scoring: 1, South, Bergeron 1 (Ingraham), 2:26. 2, South, Berg 1 (Kacir, Brown), 4:50. 3, South, Belanger 1 (Enga), 5:56. 4, North, Wetzel 1 (Judson), 6:20. 5, North, Wetzel 2 (Stewart), 14:14. 6, North, Judson 1 (Stewart), 16:52. 7, South, Ingraham 1 (Craievich, Bergeron), 19:35.

Second Period - Scoring: 8, North, Lingren 1 (Burman, Wetzel), 0:42 (pp). 9, North, Parsons 1 (unassisted), 3:11. 10, North, Parsons 2 (Morris, Christian), 6:02. 11, South, Craievich 1 (Enga, Belanger), 11:12 (pp). 12, South, Ward 1 (Enga), 13:50. 13, North, Bermingham 1 (Stewart), 19:08.

Third Period - Scoring: 14, North, Perrault 1 (Parsons), 2:15 (pp). 15, North, Gibson 1 (Burman, Lingren), 10:55. 16, South, Ingraham (Belanger, Enga), 11:44. 17, North, Stewart 1 (Sundstrom), 18:10 (empty net). .

Shots on goal - North 10-13-8--31. South 10-15-13--38.

Goalies - North, Morissette 1-0-0 (16 shots-12 saves) and Sundstrom (22 shots-19saves). South, Schoen (19 shots-13 saves) and Robins 0-1-0 (12 shots-9 saves).

Referee - Terry Koharski. **Linesmen** - Jeff Dunkley and Dave Spannaus. **A** - 5,576.

Most Valuable Player - Don Parsons, North, Johnstown.

North Roster

Jim Bermingham, Aaron Boh, Mike Burman, Tim Christian, Steve Gibson, Jason Gladney, Rick Judson, Steve Lingren, Alain Morissette, Keith Morris, Don Parsons, Nicolas Perrault, Dennis Purdie, Glenn Stewart, Olie Sundstrom, Todd Wetzel.

South Roster

Maco Balkovec, Hugo P. Belanger, Rick Bennett, Bob Berg, Chris Bergeron, Jim Brown, Dave Craievich, R.J. Enga, Chris Foy, Cal Ingraham, Marian Kacir, Sean O'Brien, Trevor Robins, Bryan Schoen, Kurt Seher, Colin Ward.

1995 - Greensboro, North Carolina

West 6, East 5

	1	2	3	TOTAL
West	5	1	0	6
East	4	1	0	5

First Period - 1, East, Schwartz 1 (Kowalsky, Stewart), 3:24. 2, East, Schwartz 2 (Stewart, Kowalsky), 9:16. 3, West, Neal 1 (Flomenhoft, Leask), 11:22. 4, East, Schwartz 3 (Kowalsky, Stewart), 11:52. 5, West, Slivchenko 1 (Hartje, Boh), 13:39. 6, West, Woolf 1 (Burfoot, Smith), 14:56. 7, West, Flomenhoft 1 (Purdie, Neal), 16:25. 8, West, Purdie 1 (Flomenhoft, Leask), 16:46. 9, East, Wheeler 1 (Berdnikov, Riehl), 17:09.

Second Period - 10, West, Neal 2 (Flomenhoft, Purdie), 9:58. 11, East, Berdnikov 1 (Kupaks, Wheeler), 10:49.

Third Period - None.

Shots on goal - West 12-5-10--27. East 16-17-5--38.

Goalies - West, Stolp (24 shots-20 saves) and Finch 1-0-0 (14 shots-13 saves). East, Gagnon (14 shots-9 saves) and Sjerven 0-1-0 (13 shots-12 saves).

Referee - Gord Buchanan. **Linesmen** - Dana Hall and John Horan. **A** - 5,662.

Most Valuable Player - Jay Neal, West, Toledo.

West Roster

Aaron Boh, Scott Burfoot, Geoff Finch, Steve Flomenhoft, Tod Hartje, Steve Gibson, Rob Leask, Steve Lingren, Jim Maher, Kevin McKinnon, Jay Neal, Dennis Purdie, Tim Roberts, Vadim Slivchenko, Brandon Smith, Jeff Stolp, Mark Woolf.

East Roster

Sergei Berdnikov, Chris Bergeron, Derek Booth, Dave Craievich, Dave Gagnon, Scott Gruhl, Rick Kowalsky, Arturs Kupaks, Derek Linnell, Darryl Noren, Chris Phelps, Kevin Riehl, Darren Schwartz, Grant Sjerven, Michael Smith, Glenn Stewart, Shawn Wheeler.

1994 - Norfolk, Virginia

West 7, East 6

	1	2	3	TOTAL
West	0	4	3	7
East	2	1	3	6

First Period - 1, East, Valicevic 1 (Fleury, Snesar), 1:53. 2, East, Valicevic 2 (Fleury, Schwartz), 12:41.

Second Period - 3, West, Flanagan 1 (Donald, Judson), 2:07. 4, West, Cook 1 (Donald, Flanagan), 2:44. 5, West, Whittle 1 (Burfoot, Vachon), 10:36. 6, West, Cook 2 (Flanagan, Craievich), 13:55. 7, East, Berger 1 (Wildgoose, Michaud), 15:31.

Third Period - 8, West, Whittle 2 (Vachon, Burfoot), 2:14. 9, East, Colbourne 1 (Wheeler, Snesar), 6:17. 10, West, Steer 1 (Frantti, Nemeth), 11:34. 11, West, Flanagan 2 (Donald, Judson), 12:44. 12, East, Schwartz 1 (Fleury, Slivchenko), 16:29. 13, East, Slivchenko (Fleury, Gervais), 18:54.

Shots on goal - West 12-14-14--40. East 16-27-27--70.

Goalies - West, Cadden 1-0-0 (28 shots-26 saves) and Mullahy (42 shots-38 saves). East, DelGuidice (19 shots-16 saves) and Michaud 0-1-0 (21 shots-17 saves).

Referee - Bob Willer. **Linesmen** - Kevin Kierst and Jim Skarbek. **A** - 6,361.

Most Valuable Players -- Joe Cook, West, Columbus and Cory Cadden, West, Knoxville.

West Roster

Scott Burfoot, Cory Cadden, Joe Cook, Dave Craievich, Derek Donald, Rob Dumas, Joe Flanagan, Gord Frantti, Rick Judson, Paul Marshall, Brad Mullahy, Tom Nemeth, Darren Perkins, Jason Smart, Jamie Steer, Nicolas Vachon, Jeff Whittle.

East Roster

Phil Berger, Daniel Chaput, Darren Colbourne, Matt DelGuidice, Sylvain Fleury, Victor Gervais, Dan Gravelle, Rob Leask, Alan Leggett, Mark Michaud, Darren Schwartz, Vadim Slivchenko, Brandon Smith, Shaun Snesar, Chris Valicevic, Shawn Wheeler, Lyle Wildgoose.

1993 - Wheeling, West Virginia

East 7, West 3

	1	2	3	TOTAL
West	2	0	1	3
East	2	3	2	7

First Period - 1, East, Gervais 1 (MacIsaac, Mirabile), 2:35. 2, West, Flanagan 1 (Bechard, Gorski), 5:16. 3, West, Jablonski 1 (Reier, Hicks), 9:00. 4, East, Capson 1 (Schwartz, Edgerton), 10:38.

Second Period - 5, East, Berger 1 (Schwartz, Edgerton), 5:41. 6, East, Schwartz 1 (Berger, Edgerton), 6:26. 7, East, Schwartz 2 (Capson, Edgerton), 17:41.

Third Period - 8, East, Poapst 1 (Gervais), 6:18. 9, East, Coles 1 (Flynn, Burfoot), 10:28. 10, West, Jobe 1 (unassisted), 16:52.

Shots on goal - West 14-21-12--47. East 17-13-14--44.

Goalies - West, Galuppo 0-1-0 (26 shots-22 saves) and Millham (21 shots-18 saves). East, Ouellette, 1-0-0 (22 shots-20 saves) and Vitucci (22 shots-21 saves).

Referee - Brett Parson. **Linesmen** - Dan Broniman and Sam Gowan. **A** - 4,854.

Most Valuable Player - Darren Schwartz, East, Wheeling.

West Roster

Jerome Bechard, Derek Booth, Rob Dumas, Joe Flanagan, Sandy Galuppo, Sheldon Gorski, Alex Hicks, Jeff Jablonski, Trevor Jobe, Shaun Kane, Paul Marshall, Mike Millham, Mike Murray, Tom Nemeth, Pat Pylpuiik, Mike Reier, Steve Strunk.

East Roster

Phil Berger, Scott Burfoot, Greg Capson, Bruce Coles, Devin Edgerton, Brendan Flynn, Victor Gervais, Alan Leggett, Al MacIsaac, Steve Mirabile, Francis Ouellette, Steve Poapst, Tim Roberts, Darren Schwartz, Trevor Smith, Nick Vitucci, Lyle Wildgoose.

*434 - All-Star Skills Competition****ALL-STAR SKILLS COMPETITION RESULTS***

Year	Team	Score	Team	Score
2018	Individual Competition Only			
2017	Adirondack Thunder	2	ECHL All-Stars	1
2015	Individual Competition Only			
2014	Event Was Not Held			
2013	Colorado Eagles	10	vs. ECHL All-Stars	5
2012	Event Was Not Held			
2011	Individual Competition Only			
2010	National Conference	11	vs. American Conference	10
2009	American Conference	11	vs. National Conference	5
2008	National Conference	19	vs. American Conference	16
2007	American Conference	20	vs. National Conference	11
2006	National Conference	15	vs. American Conference	8
2005	National Conference	10	vs. American Conference	9
2004	Eastern Conference	11	vs. Western Conference	10
2003	Northern Conference	12	vs. Southern Conference	9
2002	Southern Conference	16	vs. Northern Conference	8
2001	Southern Conference	15	vs. Northern Conference	5
2000	Northern Conference	11	vs. Southern Conference	8
1999	Northern Conference	13	vs. Southern Conference	8
1998	Canada	10	vs. USA/World	9

ALL-STAR SKILLS COMPETITION RECORDS**FASTEST SKATER****FASTEST AVERAGE TIMES, TEAM**

13.760 - Colorado Eagles, 2013
 13.917 - Adirondack Thunder, 2017
 14.080 - ECHL All-Stars, 2017
 14.089 - USA/World All-Stars, 1998
 14.103 - ECHL All-Stars, 2013
 14.149 - National All-Stars, 2009

FASTEST TIMES, INDIVIDUAL

12.750 - Justin Danforth, Cincinnati, Central Division All-Stars, 2018
 13.040 - Cody Wydo, Wheeling, North Division All-Stars, 2018
 13.395 - Jeff Lazaro, New Orleans, USA/World All-Stars, 1998
 13.455 - Dylan Hood, Colorado Eagles, 2013
 13.470 - Alex Krushelnyski, Utah, ECHL All-Stars, 2015

HARDEST SHOT**HARDEST AVERAGE SHOT, TEAM**

97.900 mph - American All-Stars, 2010
 96.050 mph - Southern All-Stars, 1999
 95.050 mph - Southern All-Stars, 2001
 94.900 mph - American All-Stars, 2008
 94.850 mph - American All-Stars, 2007

HARDEST SHOT, INDIVIDUAL

102.7 mpg - Josh Godfrey (ECHL All-Stars, 2011), South Carolina
 102.2 mph - Jon Awe (American All-Stars, 2007), Gwinnett
 101.9 mph - A.J. Thelen (American All-Stars, 2010), Florida
 101.5 mph - Sasha Pokulok (National All-Stars, 2010), Bakersfield
 101.0 mph - Isaac Smeltzer (Colorado Eagles, 2013)

RAPID FIRE**MOST SAVES, TEAM**

- 26 of 30 - Western All-Stars, 2004, Frederic Cloutier, Louisiana, 9 of 10; Michael Garnett, Gwinnett, 7 of 10; Dan Ellis, Idaho, 10 of 10
 - Southern All-Stars, 2001, Kirk Daubenspeck, South Carolina, 7 of 10; Brian Leitza, Baton Rouge, 10 of 10; Jason Saal, Louisiana, 9 of 10
- 24 of 30 - twice, most recent;
 National All-Stars, 2006, Marc Magliarditi, Las Vegas, 9 of 10; Brett Jaeger, Fresno, 8 of 10; Jake Moreland, Stockton, 7 of 10
- 23 of 30 - three times, most recent;
 American All-Stars, 2007, Adam Berkhoel, Dayton, 7 of 10; Cedrick Desjardins, Cincinnati, 7 of 10; David Shantz, Florida, 9 of 10
- 22 of 30 - American All-Stars, 2010, Braden Holtby, South Carolina, 9 of 10; Todd Ford, South Carolina, 8 of 10; Jeremy Smith, Cincinnati, 5 of 10

MOST SAVES, INDIVIDUAL

- 10 of 10 - Ryan MacDonald, (National All-Stars, 2007), Fresno
 Dan Ellis, (Western All-Stars, 2004), Idaho
 Brian Leitza, (Southern All-Stars, 2001), Baton Rouge
- 9 of 10 - nine players, most recent;
 Braden Holtby, (American All-Stars, 2010), South Carolina

ACCURACY SHOOTING**MOST TARGETS HIT, TEAM**

- 12 of 19 - ECHL All-Stars, 2013, Andrew Hotham, Wheeling, 4 of 5; Dustin Gazley, Elmira, 4 of 5; Dean Ouellet, San Francisco, 4 of 5
- 11 of 18 - National All-Stars, 2010, Ryan Kinasewich, Utah, 4 of 4; Shawn Weller, Bakersfield, 4 of 6; Greg Hogeboom, Ontario, 3 of 8
- 11 of 19 - Northern All-Stars, 2003, Brad Rooney, Reading, 4 of 6; Jamie Herrington, Richmond, 3 of 8; Jason Jaffray, Roanoke, 4 of 5
- 11 of 20 - Southern All-Stars, 1999, Cail MacLean, Jacksonville, 4 of 7; Dave Seitz, South Carolina, 4 of 5; Jason Elders, Mobile, 3 of 8

MOST TARGETS HIT, INDIVIDUAL

- 4 of 4 - Ryan Kinasewich, (National All-Stars, 2010), Utah
 - Ash Goldie, (National All-Stars, 2008), Victoria
- 4 of 5 - six players, most recent;
 Andrew Hotham (ECHL All-Stars, 2013), Wheeling
- 4 of 6 - seven players, most recent;
 Shawn Weller, (National All-Stars, 2010), Bakersfield

BREAKAWAY RELAY**MOST GOALS SCORED, TEAM**

- 8 - twice, most recent;
 National All-Stars, 2006
- 7 - four times, most recent;
 American All-Stars, 2010
- 6 - five times, most recent;
 American All-Stars, 2006

MOST SAVES, TEAM

- 16 - American All-Stars, 2010, Todd Ford, South Carolina, 5 of 6; Jeremy Smith, Cincinnati, 5 of 6; Braden Holtby, South Carolina, 6 of 6
 American All-Stars, 2007, Adam Berkhoel, Dayton, 6 of 6; Cedrick Desjardins, Cincinnati, 5 of 6; David Shantz, Florida, 5 of 6
- 14 - five times, most recent;
 National All-Stars, 2010, David Shantz, Victoria, 4 of 6; Richard Bachman, Idaho, 5 of 6; Timo Pielmeier, Bakersfield, 5 of 6
- 13 - five times, most recent;
 American All-Stars, 2008, Craig Kowalski, Gwinnett, 5 of 6; Anton Khudobin, Texas, 4 of 6; Justin Peters, Florida, 4 of 6

436 - All-Star Skills Competition**MOST SAVES, INDIVIDUAL**

6 of 6 - eight times, most recent;

Patrick Killeen, (ECHL All-Stars, 2011), Wheeling

8 of 9 - two times, most recent;

Maxime Gingras, (Northern All-Stars, 1999), Richmond

5 of 6 - 21 times, most recent;

Richard Bachman, (National All-Stars, 2010), Idaho

Todd Ford, (American All-Stars, 2010), South Carolina

Timo Pielmeier, (National All-Stars, 2010), Bakersfield

Jeremy Smith, (American All-Stars, 2010), Cincinnati

ALL-STAR SKILLS COMPETITION BOX SCORES**2018 - Indianapolis, Indiana** (Note: Individual competition only)**Fastest Skater**

1. Justin Danforth, Cincinnati - 12.75
2. Cody Wydo, Wheeling - 13.04
3. Grant Besse, Norfolk - 13.16
4. Justin Parizek, Idaho - 13.17
5. Matt Petgrave, Brampton - 13.24
6. Artur Tyanulin, Fort Wayne - 13.30

Rapid Fire Shootout Challenge

1. Shane Starrett, Wichita - 9 saves on 10 shots
2. Etienne Marcoux, Indy - 8 saves on 10 shots
3. Pat Nagle, Toledo - 5 saves on 10 shots
Martin Ouellette, Florida - 5 saves on 10 shots

Hardest Shot

1. Nolan Valleau, Orlando - 97.0
2. Cliff Watson, Utah - 94.0
3. Woody Hudson, Worcester - 93.0
4. Jesse Mychan, Colorado - 92.0
5. Willie Raskob, Quad City - 90.0
6. Sam Kurker, Manchester - 89.0
7. Kyle Bushee, Kalamazoo - 88.0
8. Phil Lane, Atlanta - 85.0

2017 - Glens Falls, New York

(Winning team in each event received one "goal" towards final score of game)

Puck Relay

Adirondack (Cullen Bradshaw, Peter MacArthur, Brian Ward and Greg Wolfe) def. ECHL All-Stars (Justin Crandall, Matt Garbowsky, Shawn Szydowski and Nolan Zajac)

Fastest Skater

1. Steven McParland, South Carolina - 13.62
2. Patch Alber, Adirondack - 13.85
3. Kevin Lough, Adirondack - 13.95
Alex Wall, Adirondack - 13.95
5. Erik Bradford, Utah - 14.08
6. Justin Buzzeo, Atlanta - 14.54

Hardest Shot

1. Stepan Falkovsky, Adirondack - 99.0
2. Eric Knodel, Cincinnati - 96.0
3. Brett Pollock, Adirondack - 94.0
Spiro Goulakos, Greenville - 94.0
5. Roman Dyukov, Adirondack - 91.0
Peter Sivak, Alaska - 91.0
7. Travis Walsh, Idaho - 88.0
8. Mikkel Aagaard, Adirondack - 87.0

2015 – Orlando, Florida (Note: Individual competition only)**Fastest Skater**

1. Alex Krushelnyski, Utah - 13.47
2. Scott Tanski, Orlando - 13.59
3. Brady Vail, Orlando - 13.72
Brett Findlay, Orlando - 13.72
5. Steven Shamanski, Elmira - 14.00
6. Curtis Valk, Kalamazoo - 14.12

Hardest Shot

1. Yann Sauve, Orlando - 94.0
2. Cam Reid, Reading - 90.0
3. Myles Bell, Evansville - 89.0
4. Bryce Aneloski, Orlando - 84.0
5. Landon Oslanski, Missouri - 83.0
6. Blake Kessel, Orlando - 82.0

2013 – Loveland, Colorado

Colorado Eagles defeated ECHL All-Stars, 10-5

Attendance – 5,289

Skills Course

ECHL All-Stars (Mike Marcou, Greenville; Francis Verreault, Bakersfield; Austin Fyten, Idaho; Casey Pierro-Zabotel, Gwinnett; Chris Francis, Las Vegas; Dustin Gazley, Elmira; C.J. Stretch, Ontario, Mitch Wahl, Utah; William Wrenn, Alaska and Ryan Zapolski, South Carolina) d. Colorado Eagles (Arthur Bidwill, Matt Streuby, Ray Kaunisto, Isaac Smeltzer, Steve Haddon, Kevin Ulanski, Trent Daavettila, Michael Forney, Jason Beatty and Adam Brown).

Fastest Skater

Colorado Eagles (13.760 average) d. ECHL All-Stars (14.103 average)

1. Dylan Hood, Colorado - 13.455
2. A.J. Hau, Colorado - 13.810
3. C.J. Severyn, Orlando - 13.998
4. Joey Sides, Colorado - 14.016
5. Mike Marcou, Greenville - 14.220
6. Willie Coetzee, Toledo - 14.120

Fastest Skater - Goalie Duel

Mike Lee, Gwinnett d. Kyle Jones, Colorado

Hardest Shot

Colorado Eagles (94.8 average) d. ECHL All-Stars (90.9 average)

1. Isaac Smeltzer, Colorado - 101.0
2. Collin Bowman, Colorado - 100.5
3. Jason Beatty, Colorado - 96.8
4. William Wrenn, Alaska - 96.0
5. Taylor Ellington, Cincinnati - 95.1
6. Chris Francis, Las Vegas - 93.7
7. Norm Ezekiel, Colorado - 84.5
8. Daniel Maggio, Fort Wayne - 84.1

Rapid Fire

Colorado Eagles (10 of 20) d. ECHL All-Stars (5 of 20)

Colorado Eagles (10 of 20) - Dylan Hood and Kevin Ulanski, 3 of 10 vs. Mike Lee, Gwinnett (7 saves); Michael Forney and Joey Sides, 7 of 10 vs. Philipp Grubauer, Reading (3 saves).

ECHL All-Stars (5 of 20) - Willie Coetzee, Toledo and Nathan Moon, Evansville, 3 of 10 vs. Kyle Jones (7 saves); Daniel Maggio, Fort Wayne and Mitch Wahl, Utah, 2 of 10 vs. Adam Brown (8 saves).

Accuracy Shooting

ECHL All-Stars (12 of 19) d. Colorado Eagles (8 of 23)

Individual Winner - Andrew Hotham, Wheeling (4 of 5).

ECHL All-Stars - Andrew Hotham, Wheeling (4 of 5), Dustin Gazley, Elmira (4 of 7) and Dean Ouellet, San Francisco (4 of 7).

Colorado Eagles - Michael Forney (4 of 7), Kevin Ulanski (1 of 8) and Joey Sides (3 of 8).

Breakaway Relay

Colorado Eagles d. ECHL All-Stars, 5-1

Colorado Eagles vs. Philipp Grubauer, Reading (Saves - 2 of 5) - Trent Daavettila (goal); Michael Forney (goal); Dylan Hood (miss); Matt Strueby (goal); Collin Bowman (miss).

ECHL All-Stars vs. Adam Brown (Saves - 4 of 5) - Francis Verreault, Bakersfield (miss); Andrew Hotham, Wheeling (miss); C.J. Stretch, Ontario (goal); Mitch Wahl, Utah (miss); Dean Ouellet, San Francisco (miss).

Colorado Eagles vs. Ryan Zapolski, South Carolina (Saves - 3 of 5) - Steve Haddon (goal); Ray Kaunisto (miss); Joey Sides (miss); Devin DiDionete (goal); A.J. Hau (miss).

ECHL All-Stars vs. Kyle Jones (Saves - 5 of 5) - Casey Pierro-Zabotel, Gwinnett (miss); C.J. Severyn, Orlando (miss); Nathan Moon, Evansville (miss); Austin Fyten, Idaho (miss); Justin Maylan, Stockton (miss).

Outstanding Goaltender - Adam Brown, Colorado Eagles (12 of 15 saves)

438 - All-Star Skills Competition Box Scores (2011)

2011 – Bakersfield, California
(Note: Individual competition only)

Fastest Skater

1. Eric Lampe, Elmira - 14.445
2. Vyacheslav Trukhno, Bakersfield - 14.712
3. Michael Gerger, Bakersfield - 14.887
4. Michael Forney, Gwinnett - 15.635

Hardest Shot

1. Josh Godfrey, South Carolina - 102.7
2. Joel Broda, Bakersfield - 94.3
3. Ryan Turek, Victoria - 92.5
4. Jean-Francois David, Bakersfield - 89.1

King of the Shootout

1. Patrick Killeen, Wheeling - 6 saves on 6 shots
2. Tyler Beskorowany, Idaho - 5 saves on 6 shots
Michael Ouzas, Las Vegas - 5 saves on 6 shots
4. Josh Tordjman, Bakersfield - 4 saves on 6 shots

Accuracy Shooting

1. Pascal Morency, Bakersfield - 3 of 8
2. Mark Derlago, Idaho - 2 of 8
Ben Street, Wheeling - 2 of 8
4. Stephane Goulet, Bakersfield - 1 of 8

2010 – Ontario, California

National Conference defeated American Conference, 11-10

Attendance – 4,368

Puck Control Relay Team

National Conference (Evan Barlow, Idaho; Chris D'Alvise, Stockton and John Lammers, Alaska) d. American Conference (Matt Pierce, Cincinnati; Maxime Gratchev, Elmira and Justin Donati, Elmira).

Puck Control Relay Individual

National Conference (Peter Lenes, Ontario) d. American Conference (Jacob Micflikier, Florida).

Fastest Skater

National Conference (14.406 average) d. American Conference (14.462 average)

1. Adam Miller, Las Vegas - 14.287
2. John Swanson, Idaho - 14.347
3. Maxime Tanguay, Toledo - 14.47
4. Eric Regan, Bakersfield - 14.585
5. Brandon Buck, Florida - 14.735
6. Nikita Kashirsky, South Carolina - 14.781

Hardest Shot

American Conference (97.9 average) d. National Conference (94.7 average)

1. A.J. Thelen, Florida - 101.9
2. Sasha Pokulok, Bakersfield - 101.5
3. Matt Schepke, Charlotte - 97.3
4. Drew Paris, Gwinnett - 96.2
5. David Walker, Ontario - 94.0
6. J.C. Sawyer, Toledo - 93.8
7. Brendan Milnamow, Idaho - 92.4
8. Taylor Ellington, Victoria - 90.9

Rapid Fire

American Conference (22 of 30) d. National Conference (20 of 30)

National Conference (20 of 30) - Mitch Ganzak, Wheeling and Jacob Micflikier, Florida, 4 of 10 vs. David Shantz, Victoria (6 saves); Rick Cleaver, Kalamazoo and Connor Shields, Johnstown, 2 of 10 vs. Richard Bachman, Idaho (8 saves); Sam Roberts, Gwinnett and Matt Pierce, Cincinnati, 2 of 10 vs. Timo Pielmeier, Bakersfield (8 saves).

American Conference (22 of 30) - Nick Mazzolin, Alaska and Evan Barlow, Idaho, 2 of 10 vs. Todd Ford, South Carolina (8 saves); Vic Bartley, Utah and John Lammers, Alaska, 5 of 10 vs. Jeremy Smith, Cincinnati (5 saves); Judd Blackwater, Stockton and A.J. Perry, Utah, 1 of 10 vs. Braden Holtby, South Carolina (9 saves).

Accuracy Shooting

National Conference (11 of 18) d. American Conference (9 of 16)

Individual Winner - Ryan Kinasewich, Utah (4 of 4).

American Conference - Ben Gordon, Reading (4 of 5), Zach Tarkir, South Carolina (4 of 5) and Jeff Prough, Trenton (1 of 6).

National Conference - Ryan Kinasewich, Utah (4 of 4), Shawn Weller, Bakersfield (4 of 6) and Greg Hogeboom, Ontario (3 of 8).

Breakaway Relay

American Conference d. National Conference, 7-5

American Conference vs. David Shantz, Victoria (Saves - 4 of 7) - Nikita Kashirsky, South Carolina (miss); Drew Paris, Gwinnett (goal); Rick Cleaver, Kalamazoo (goal); Elan Duneau, amateur (miss); Matt Schepke, Charlotte (goal); A.J. Thelen, Florida (miss); Maxime Tanguay, Toledo (miss).

National Conference vs. Todd Ford, South Carolina (Saves - 5 of 7) - A.J. Perry, Utah (miss); Nick Mazzolini, Alaska (goal); Taylor Ellington, Victoria (miss); Daniel Hines, amateur (miss); Eric Regan, Bakersfield (miss); John Swanson, Idaho (miss); David Walker, Ontario (goal).

American Conference vs. Richard Bachman, Idaho (Saves - 5 of 7) - Connor Shields, Johnstown (miss); Sam Roberts, Gwinnett (miss); Matt Pierce, Cincinnati (goal); Taylor Portesi, amateur (miss); Jeff Prough, Trenton (miss); Zach Tarkir, South Carolina (miss); Brandon Buck, Florida (goal).

National Conference vs. Jeremy Smith, Cincinnati (Saves - 5 of 7) - Adam Miller, Las Vegas (goal); Brendan Milnamow, Idaho (miss); Judd Blackwater, Stockton (goal); Scott Hansen, amateur (miss); Vic Bartley, Utah (miss); Evan Barlow, Idaho (miss); Peter Lenes, Ontario (miss).

American Conference vs. Timo Pielmeier, Bakersfield (Saves - 5 of 7) - Jacob Micflikier, Florida (miss); Mitch Ganzak, Wheeling (goal); Maxime Gratchev, Elmira (miss); Michael Mitchell, amateur (miss); J.C. Sawyer, Toledo (goal); Justin Donati, Elmira (miss); Ben Gordon, Reading (miss).

National Conference vs. Braden Holtby, South Carolina (Saves - 6 of 7) - Shawn Weller, Bakersfield (miss); Chris D'Alvise, Stockton (miss); John Lammers, Alaska (miss); Matt Jolliff, amateur (miss); Sasha Pokulok, Bakersfield (miss); Ryan Kinasewich, Utah (miss); Greg Hogeboom, Ontario (goal).

Outstanding Goaltender - Braden Holtby, American All-Stars, South Carolina Stingrays (15 of 17 saves)

440 - All-Star Skills Competition Box Scores (2009)

2009 – Reading, Pennsylvania

National Conference defeated American Conference, 11-5

Attendance – 5,693

Puck Control Relay Team

National Conference (Matt Shasby, Alaska; Justin Taylor, Las Vegas; Matt Pope, Bakersfield) d. American Conference (Travis Morin, South Carolina; Barret Ehgoetz, Cincinnati; Jarret Lukin, Dayton).

Puck Control Relay Individual

American Conference (Johann Kroll, South Carolina) d. National Conference (Ryan Huddy, Stockton).

Fastest Skater

National Conference (14.149 average) d. American Conference (14.222 average)

1. Dan Gendur, Victoria – 13.686
2. Aaron Clarke, Wheeling – 13.816
3. Aaron Brocklehurst, Florida – 14.138
4. Mark Bomersback, Idaho – 14.250
5. Matt Fornataro, Phoenix – 14.511
6. Josh Aspenlind, Elmira – 14.712

Hardest Shot

American Conference (93.87 average) d. National Conference (92.85 average)

1. Dylan Yeo, Victoria – 97.7
2. Matt Cohen, Trenton – 97.1
3. Steve Ward, Reading – 95.2
4. Tim Kraus, Ontario – 94.7
5. Geoff Walker, Ontario – 93.3
6. Elgin Reid, Wheeling – 90.6
- Matthew Ford, Charlotte – 90.6
8. Mike Wilson, Phoenix – 85.7

Rapid Fire

National Conference (20 of 30) d. American Conference (14 of 30)

American Conference (14 of 30) – Ryan Cruthers, Mississippi and Jordan Fox, Gwinnett, 5 of 10 vs. Jean-Philippe Lamoureux, Alaska (5 saves); Ryan Gunderson, Trenton and Bryan Ewing, Wheeling, 3 of 10 vs. John Murray, Ontario (7 saves); Ryan Del Monte, Johnstown and Tyler Doig, Reading, 6 of 10 vs. Joe Fallon (4 saves).

National Conference (20 of 30) Justin Taylor, Las Vegas and Matt Stephenson, Idaho, 8 of 10 vs. Kris Mayotte, Johnstown (2 saves); Tom May, Utah and Matt Pope, Bakersfield, 5 of 10 vs. John Murray, Ontario (5 saves); Jeff May, Las Vegas and Ryan Huddy, Stockton, 7 of 10 vs. Joe Fallon (3 saves).

Accuracy Shooting

American Conference (8 of 24) d. National Conference (6 of 24)

Individual Winner - Cory Urquhart, Stockton was 1-for-1 in tiebreaker to beat Kevin Baker, Florida and Ryan Cruthers, Mississippi.

American Conference - Kevin Baker, Florida (3 of 8), Ryan Cruthers, Mississippi (3 of 8) and Bryan Ewing, Wheeling (2 of 8).

National Conference - Mark Derlago, Bakersfield (2 of 8), Colin Hemingway, Alaska (1 of 8) and Cory Urquhart, Stockton (3 of 8).

Breakaway Relay

National Conference d. American Conference, 4-3

American Conference vs. Jean-Philippe Lamoureux, Alaska (Saves - 4 of 6) - Travis Morin, South Carolina (miss); Jarret Lukin, Dayton (goal); Johann Kroll, South Carolina (miss); Josh Aspenlind, Elmira (miss); Aaron Brocklehurst, Florida (miss); Barret Ehgoetz, Cincinnati (goal).

National Conference vs. Kris Mayotte, Johnstown (Saves - 6 of 6) - Matt Shasby, Alaska (miss); Matt Pope, Bakersfield (miss); Mark Bomersback, Idaho (miss); Dan Gendur, Victoria (miss); Tom May, Utah (miss); Matt Fornataro (miss).

American Conference vs. John Murray, Ontario (Saves – 6 of 6) - Aaron Clarke, Wheeling (miss); Matthew Ford, Charlotte (miss); Matt Cohen, Trenton (miss); Ryan Del Monte, Johnstown (miss); Elgin Reid, Wheeling (miss); Tyler Doig, Reading (miss).

National Conference vs. Michal Neuvirth, South Carolina (Saves - 4 of 6) - Justin Taylor, Las Vegas (goal); Geoff Walker, Ontario (miss); Michael Wilson, Phoenix (goal); Tom May, Utah (miss); Dylan Yeo, Victoria (miss); Tim Kraus, Ontario (miss).

American Conference vs. Joe Fallon, Fresno (Saves - 5 of 6) - Kevin Baker, Florida (miss); Jordan Fox, Gwinnett (miss); Ryan Gunderson, Trenton (miss); Ryan Cruthers, Mississippi (goal); Bryan Ewing, Wheeling (miss); Steve Ward, Reading (miss).

National Conference vs. David Leggio, Florida (Saves - 4 of 6) - Colin Hemingway, Alaska (goal); Ryan Huddy, Stockton (goal); Matt Stephenson, Idaho (miss); Mark Derlago, Bakersfield (miss); Jeff May, Las Vegas (miss) and Cory Urquhart, Stockton (miss).

Outstanding Goaltender - Kris Mayotte, American All-Stars, Johnstown Chiefs (14 of 16 saves)

2008 - Stockton, California

National Conference defeated American Conference, 19-16

Attendance - 3,370

Puck Control Relay Team

American Conference (Jean-Claude Sawyer, Pensacola; Travis Morin, South Carolina; David Desharnais, Cincinnati) d. National Conference (Peter Ferraro, Las Vegas; Keith Johnson, Utah; Justin Bourne, Utah).

Puck Control Relay Individual

American Conference (Yannick Tifu, Dayton) d. National Conference (Oren Eizenman, Fresno).

Fastest Skater

National Conference (14.66 average) d. American Conference (14.74 average)

1. Andy Contois, Stockton - 14.39
2. Jordan Owens, Charlotte - 14.44
3. Ryan Garlock, Johnstown - 14.47
4. Todd Griffith, Bakersfield - 14.53
5. Peder Skinner, Phoenix - 15.06
6. Tyler Doig, Columbia - 15.30

Hardest Shot

American Conference (94.9 average) d. National Conference (91.4 average)

1. Jamie Milam, Gwinnett - 99.3
2. Matt Beaudoin, Dayton - 94.9
3. Jon D'Aversa, Wheeling - 94.5
4. Kevin Truelson, Bakersfield - 92.1
5. Brad Farynuk, Stockton - 91.9
6. Darrell Hay, Idaho - 90.1

Rapid Fire

American Conference tie, National Conference, 21-21

American Conference (21 of 30) - Ryan Menei, Mississippi and John McNabb, Texas, 2 of 10 vs. Julien Ellis (8 saves); Brett Hemingway, Reading and David Desharnais, Cincinnati, 3 of 10 vs. Kellen Briggs, Idaho (7 saves); Adrian Veideman, Augusta and Tomas Kudelka, Elmira 4 of 10 vs. Daniel Manzato, Las Vegas (6 saves).

National Conference (21 of 30) - Greg Rallo, Idaho and Brian Yandle, Phoenix, 3 of 10 vs. Craig Kowalski, Gwinnett (7 saves); Ryan MacMurchy, Stockton and Oren Eizenman, Fresno 2 of 10 vs. Anton Khudobin, Texas (8 saves); Kenny MacAulay, Fresno and Josh Soares, Alaska, 4 of 10 vs. Justin Peters, Florida (6 saves).

Accuracy Shooting

National Conference (8 of 20) d. American Conference (7 of 24).

Individual Winner - Ash Goldie, Victoria - (4 of 4).

National Conference - Ash Goldie, Victoria (4 of 4), Oren Eizenman, Fresno (3 of 8), Josh Soares, Alaska (1 of 8).

American Conference - Ryan Gunderson, Trenton (3 of 8), Tyler Doig, Columbia (3 of 8), Matt Beaudoin, Dayton (1 of 8).

Breakaway Relay

National Conference d. American Conference, 5-3

American Conference vs. Julien Ellis, Victoria (Saves 5 of 6) - Yannick Tifu, Dayton (goal); Jordan Owens, Charlotte (miss); Jon D'Aversa, Wheeling (miss); Jean-Claude Sawyer, Pensacola (miss); Travis Morin, South Carolina (miss); Tyler Doig, Columbia (miss).

National Conference vs. Craig Kowalski, Gwinnett (Saves 5 of 6) - Ash Goldie, Victoria (miss); Keith Johnson, Utah (goal); Oren Eizenman, Fresno (miss); Jason Dest, Las Vegas (miss); Igor Gongalsky, Fresno (miss); Brad Farynuk, Stockton (miss).

American Conference vs. Kellen Briggs, Idaho (Saves 4 of 6) - Yannick Tifu, Dayton (miss); Ryan Gunderson, Trenton (goal); Ryan Garlock, Johnstown (miss); Mathieu Melanson, Florida (goal); Tomas Kudelka, Elmira (miss); Ryan Menei, Columbia (miss).

National Conference vs. Justin Peters, Florida (Saves 4 of 6) - Peter Ferraro, Las Vegas (miss); Darrell Hay, Idaho (miss); Justin Bourne, Utah (miss); Kenny MacAulay, Fresno (miss); Josh Soares, Alaska (goal); Andy Contois, Stockton (goal).

American Conference vs. Daniel Manzato, Las Vegas (Saves 6 of 6) - John McNabb, Texas (miss); Jamie Milam, Gwinnett (miss); Matt Beaudoin, Dayton (miss); Adrian Veideman, Augusta (miss); Brett Hemingway, Reading (miss); David Desharnais, Cincinnati (miss).

National Conference vs. Anton Khudobin, Texas (Saves 4 of 6) - Greg Rallo, Idaho (miss); Todd Griffith, Bakersfield (miss); Brian Yandle, Phoenix (goal); Kevin Truelson, Bakersfield (goal); Peder Skinner, Phoenix (miss); Ryan MacMurchy, Stockton, (miss).

Outstanding Goaltender - Craig Kowalski, American All-Stars, Gwinnett Gladiators (12 of 16 saves)

442 - All-Star Skills Competition Box Scores (2007)**2007 - Boise, Idaho**

American Conference defeated National Conference, 20-11
Attendance - 4,371

Puck Control Relay Team

American Conference (Mike Madill, Texas; Brad Schell, Gwinnett; Paul Bissonnette, Wheeling) d. National Conference (Andy Sertich, Utah; Kevin Croxton, Alaska; Luke Curtin, Fresno).

Puck Control Relay Individual

American Conference (Mike Jarmuth, Columbia) d. National Conference (Tyler Mosienko, Las Vegas).

Fastest Skater

National Conference (14.878 average) d. American Conference (14.956 average)

1. Ryan Lang, Augusta - 14.654
2. Joe Jensen, Wheeling - 14.690
3. Todd Griffith, Bakersfield - 14.753
4. Troy Bodie, Stockton - 14.933
5. Jason Krischuk, Las Vegas - 14.948
6. Rob Rankin, Pensacola - 15.526

Hardest Shot

American Conference (94.9 average) d. National Conference (92.4 average)

1. Jon Awe, Gwinnett - 102.2
2. Derek Nesbitt, Idaho - 95.4
3. Paul Albers, Texas - 93.9
4. Darrell Hay, Idaho - 92.5
5. Greg Hogeboom, Reading - 92.4
6. T.J. McElroy, South Carolina - 90.9
7. Tom Walsh, Fresno - 89.4
8. Rane Carnegie, Bakersfield - 88.3

Rapid Fire

American Conference d. National Conference, 23-22

National Conference (23 of 30) - Todd Griffith, Bakersfield and Dave Pszenyczny, Phoenix, 3 of 10 vs. Adam Berkhoel, Dayton (7 saves); Milan Gajic, Victoria and Brandon Schwartz, Long Beach, 3 of 10 vs. Cedrick Desjardins, Cincinnati (7 saves); Nathan Martz, Stockton and Derek Nesbitt, Idaho, 1 of 10 vs. David Shantz, Florida (9 saves).

American Conference (22 of 30) - Jamie Tardif, Toledo and Bruce Graham, Charlotte, 0 of 10 vs. Ryan MacDonald, Fresno (10 saves); Kevin Baker, Texas and Colton Fretter, Gwinnett, 3 of 10 vs. Ryan MacDonald, Fresno (7 saves); Ken Magowan, Toledo and Maxime Boisclair, Johnstown, 5 of 10 vs. Devan Dubnyk, Stockton (5 saves).

Accuracy Shooting

National Conference (11 of 21) d. American Conference (8 of 21).

Individual Winner - John Laliberte, Trenton - (4 of 5).

National Conference - Beau Geisler, Stockton (4 of 6), Julian Talbot, Alaska (3 of 8), Greg Rallo, Idaho (4 of 7).

American Conference - Greg Hogeboom, Reading (2 of 8), John Laliberte, Trenton (4 of 5), Colton Fretter, Gwinnett (2 of 8).

Breakaway Relay

American Conference d. National Conference, 7-2

American Conference vs. Ryan MacDonald, Fresno (Saves 5 of 6) - Kevin Baker, Texas (miss); Paul Albers, Texas (miss); Maxime Boisclair, Johnstown (miss); Joe Jensen, Wheeling (miss); Colton Fretter, Gwinnett (miss); Jon Awe, Gwinnett (made).

National Conference vs. Adam Berkhoel, Dayton (Saves 6 of 6) - Troy Bodie, Stockton (miss); Beau Geisler, Stockton (miss); Rane Carnegie, Bakersfield (miss); Kevin Croxton, Alaska (miss); Darrell Hay, Idaho (miss); Luke Curtin, Fresno (miss).

American Conference vs. Devan Dubnyk, Stockton (Saves 3 of 6) - Greg Hogeboom, Reading (miss); Ryan Lang, Augusta (made); Paul Bissonnette, Wheeling (made); John Laliberte, Trenton (miss); Bruce Graham, Charlotte (made); T.J. McElroy, South Carolina (miss).

National Conference vs. Cedrick Desjardins, Cincinnati (Saves 5 of 6) - Todd Griffith, Bakersfield (miss); Nathan Martz, Stockton (miss); Jason Kischuk, Las Vegas (made); Tyler Mosienko, Las Vegas (miss); Greg Rallo, Idaho (miss); Dave Pszenyczny, Phoenix (miss).

American Conference vs. Devan Dubnyk, Stockton (Saves 3 of 6) - Ken Magowan, Toledo (made); Jamie Tardif, Toledo (made); Rob Rankin, Pensacola (made); Mike Jarmuth, Columbia (miss); Brad Schell, Gwinnett (miss); Mike Madill, Texas (miss).

National Conference vs. David Shantz, Florida (Saves 5 of 6) - Derek Nesbitt, Idaho (miss); Julian Talbot, Alaska (miss); Andy Sertich, Utah (miss); Brandon Schwartz, Long Beach (made); Milan Gajic, Victoria (miss); Tom Walsh, Fresno (miss).

Outstanding Goaltender - Ryan MacDonald, National All-Stars, Fresno Falcons (15 of 16 saves)

2006 - Fresno, California

National Conference defeated American Conference, 15-8

Attendance - 4,711

Puck Control Relay Team

National Conference (Alex Leavitt, Alaska; Luke Curtin, Fresno; Steeve Villeneuve, Long Beach) d. American Conference (Jeff Legue, South Carolina; Sean Collins, Wheeling; Gerry Burke, Toledo).

Puck Control Relay Individual

National Conference (Justin Aikins, Long Beach) d. American Conference (Luke Fulghum, Pensacola).

Fastest Skater

National Conference (14.723 average) d. American Conference (14.895 average)

1. Jesse Bennefield, San Diego - 14.576
2. Chris Lee, Florida - 14.747
3. Shawn Snider, Phoenix - 14.755
4. Daniel Sisca, Florida - 14.804
5. Garrett Bembridge, Idaho - 14.850
6. Brandon Nolan, Columbia - 15.134

Hardest Shot

National Conference (93.3 average) d. American Conference (89.8 average)

1. Christian Larrivee, Long Beach - 96.7
2. Steve Lingren, Victoria - 94.3
3. Mike Gabinet, Idaho - 92.5
4. T.J. Kemp, Reading - 92.5
5. Rory Rawlyk, Charlotte - 91.4
6. Dustin VanBallegooie, Fresno - 89.7
7. Ernie Hartlieb, Florida - 87.7
8. Brian Passmore, Augusta - 87.6

Rapid Fire

National Conference d. American Conference, 24-15

National Conference (24 of 30) - Mike Lalonde, Stockton and Jesse Bennefield, San Diego, 4 of 10 vs. Jonathan Boutin, Johnstown (6 saves); D'Arcy McConvey, Idaho and Marco Peluso, Las Vegas, 5 of 10 vs. Jeff Glass, Charlotte (5 saves); Ryan Gaucher, Alaska and Scott Basiuk, Bakersfield, 6 of 10 vs. Andy Franck, Wheeling (4 saves).

American Conference (15 of 30) - Scott Bertoli, Trenton and T.J. Kemp, Reading, 1 of 10 vs. Marc Magliarditi, Las Vegas (9 saves); Jeff Campbell, Gwinnett and Tyson Teplitsky, Dayton, 2 of 10 vs. Brett Jaeger, Fresno (8 saves); Tyler Mosienko, Greenville and Troy Milam, Gwinnett, 3 of 10 vs. Jake Moreland, Stockton (7 saves).

Accuracy Shooting

National Conference (11 of 22) d. American Conference (7 of 22).

Individual Winner - Gerry Burke, Toledo, Adam Taylor, Victoria and Garrett Bembridge, Idaho - (4 of 7).

National Conference - Adam Taylor, Victoria (4 of 7) and 1 of 2 in tiebreaker, Garrett Bembridge, Idaho (4 of 7), Matt Craig, Utah (3 of 8).

American Conference - Gerry Burke, Toledo (4 of 7) and 1 of 1 in tiebreaker, Guillaume Desbiens, Gwinnett (2 of 8), Sean Collins, Wheeling (1 of 7).

Breakaway Relay

National Conference d. American Conference, 8-6

American Conference vs. Jake Moreland, Stockton (Saves 2 of 6) - Sean Collins, Wheeling (made); T.J. Kemp, Reading (miss); Jeff Legue, South Carolina (made); Tyler Mosienko, Greenville (made); Chris Lee, Florida (miss); Guillaume Desbiens, Gwinnett (made).

National Conference vs. Andy Franck, Wheeling (Saves 2 of 6) - Matt Craig, Utah (made); Jesse Bennefield, San Diego (miss); Steeve Villeneuve, Long Beach (made); Alex Leavitt, Alaska (made); Mike Gabinet, Idaho (made); Adam Taylor, Victoria (miss).

American Conference vs. Brett Jaeger, Fresno (Saves 4 of 6) - Luke Fulghum, Pensacola (miss); Daniel Sisca, Florida (made); Gerry Burke, Toledo (miss); Brandon Nolan, Columbia (made); Tyson Teplitsky, Dayton (miss); Jeff Campbell, Gwinnett (miss).

National Conference vs. Jeff Glass, Charlotte (Saves 5 of 6) - Christian Larrivee, Long Beach (miss); Shawn Snider, Phoenix (miss); Steve Lingren, Victoria (made); Garrett Bembridge, Idaho (miss); Dustin VanBallegooie, Fresno (miss); Marco Peluso, Las Vegas (miss).

American Conference vs. Marc Magliarditi, Las Vegas (Saves 6 of 6) - Brian Passmore, Augusta (miss); Rory Rawlyk, Charlotte (miss); Troy Milam, Gwinnett (miss); Sean Collins, Wheeling (miss); Ernie Hartlieb, Florida (miss); Scott Bertoli, Trenton (miss).

National Conference vs. Jonathan Boutin, Johnstown (Saves 3 of 6) - Ryan Gaucher, Alaska (made); Justin Aikins, Long Beach (made); Scott Basiuk, Bakersfield (miss); Mike Lalonde, Stockton (made); D'Arcy McConvey, Idaho (miss); Luke Curtin, Fresno (miss).

Outstanding Goaltender - Marc Magliarditi, National All-Stars, Las Vegas Wranglers (15 of 16 saves)

444 - All-Star Skills Competition Box Scores (2005)**2005 - Reading, Pennsylvania**

National Conference defeated American Conference, 10-9
Attendance - 6,000

Puck Control Relay Team

National Conference (Marco Rosa, Long Beach; Dana Lattery, Las Vegas; Ryan Kinasewich, Reading) d. American Conference (Mark Ardelan, South Carolina; Jeff Campbell, Gwinnett; Carl Mallette, Greenville)

Puck Control Relay Individual

National Conference (Andrew Canzanello, San Diego) d. American Conference (Tyler Beechey, Pensacola)

Fastest Skater

American Conference (14.536 average) d. National Conference (14.622 average)

1. Mark Mullen, Pee Dee - 14.299
2. Connor James, Bakersfield - 14.413
3. Joey Tenute, South Carolina - 14.521
4. Tyler Kolarik, Dayton - 14.680
5. Brent Robinson, Trenton - 14.774
6. Jim Jackson, Gwinnett - 14.789

Hardest Shot

National Conference (91.48 average) d. American Conference (90.68 average)

1. Dan Eberly, Toledo - 97.0
2. Jeff Hutchins, Mississippi - 92.1
3. Stephen Wood, Trenton - 92.0
4. Greg Amadio, Columbia - 91.5
5. Ken Magowan, Augusta - 90.5
6. Patrick Wellar, Peoria - 89.4
7. Corey Neilson, Pensacola - 88.6
8. Guy Dupuis, Bakersfield - 87.1

Rapid Fire

National Conference d. American Conference, 9-6

American Conference (6 of 30) - Matt Pagnutti, Florida and Brian Collins, Pee Dee, 3 of 10 vs. Barry Brust (7 saves); Ryan Glenn, Charlotte and Lou Dickenson, Texas, 2 of 10 vs. Chris Madden, Long Beach (8 saves); Carl Mallette, Greenville and Joey Tenute, South Carolina, 1 of 10 vs. Frank Doyle (9 saves)

National Conference (9 of 30) - Chris Minard, Alaska and Brent Robinson, Trenton, 1 of 10 vs. Mike Minard, Columbia (9 saves); Nate Forster, Victoria and Dan Tessier, Fresno, 3 of 10 vs. Todd Ford, Pensacola (7 saves); Marco Rosa, Long Beach and Jon Francisco, Reading, 5 of 10 vs. Nathan Marsters, Louisiana (5 saves)

Accuracy Shooting

American Conference (9 of 21) d. National Conference (8 of 24)

Individual Winner - Brett Engelhardt, Gwinnett and Derek Edwardson, Atlantic City - (4 of 6)

American Conference - Nicolas Corbeil, Mississippi (4 of 7), Matt Hendricks, Florida (1 of 8), Brett Engelhardt, Gwinnett (4 of 6)

National Conference - Derek Edwardson, Atlantic City (4 of 6), Jean Desrochers, Johnstown (3 of 8), Tyler Kolarik, Dayton (1 of 8)

Breakaway Relay

American Conference d. National Conference

National Conference vs. Nathan Marsters, Louisiana (Saves 4 of 6) - Luke Curtin, Atlantic City (made); Connor James, Bakersfield (missed); Dana Lattery, Las Vegas (missed); Patrick Wellar, Peoria (missed); Andrew Canzanello, San Diego (made); Dan Tessier, Fresno (missed)

American Conference vs. Frank Doyle, Idaho (Saves 3 of 6) - Lou Dickenson, Texas (missed); Brian Collins, Pee Dee (missed); Ken Magowan, Augusta (made); Mark Ardelan, South Carolina (made); Jim Jackson, Gwinnett (made); Jeff Hutchins, Mississippi (missed)

National Conference vs. Todd Ford, Pensacola (Saves 4 of 6) - Marco Rosa, Long Beach (missed); Tyler Kolarik, Dayton (missed); Ryan Kinasewich, Reading (missed); Nate Forster, Victoria (made); Dan Eberly, Toledo (missed); Jean Desrochers, Johnstown (made)

American Conference vs. Chris Madden, Long Beach (Saves 5 of 6) - Tyler Beechey, Pensacola (missed); Matt Hendricks, Florida (made); Greg Amadio, Columbia (missed); Carl Mallette, Greenville (missed); Mark Mullen, Pee Dee (missed); Jeff Campbell, Gwinnett (missed)

National Conference vs. Mike Minard, Columbia (Saves 5 of 6) - Chris Minard, Alaska (missed); Derek Edwardson, Atlantic City (made); Guy Dupuis, Bakersfield (missed); Brent Robinson, Trenton (missed); Stephen Wood, Trenton (missed); Jon Francisco, Reading (missed)

American Conference vs. Barry Brust, Reading (Saves - 5 of 6) - Matt Pagnutti, Florida (made); Nicolas Corbeil, Mississippi (missed); Brett Engelhardt, Gwinnett (missed); Joey Tenute, South Carolina (missed); Corey Neilson, Pensacola (missed); Ryan Glenn, Charlotte (missed)

Outstanding Goaltender - Mike Minard, American All-Stars, Columbia Inferno (14 of 16 saves)

2004 - Peoria, Illinois

Eastern Conference defeated Western Conference, 11-10

Puck Control Relay Team

Eastern Conference (Kevin Spiewak, South Carolina; Tom Reimann, Greensboro; and Alexandre Burrows, Columbia) d. Western Conference (David Cornacchia, Idaho; Greg Jacina, Augusta; and Greg Barber, San Diego)

Puck Control Relay Individual

Eastern Conference (Jon Zion, Reading) d. Western Conference (Brent Gauvreau, Mississippi)

Fastest Skater

Eastern Conference (14.508 average) d. Western Conference (15.074 average)

1. Kevin Spiewak, South Carolina, 14.166
2. Sam Paolini, Atlantic City, 14.550
3. Brian McCullough, Florida, 14.808
4. Joe Talbot, Alaska, 14.791
5. Jean-Francois Plourde, Columbus, 15.033
6. Kevin Truelson, Fresno, 15.399

Hardest Shot

Western Conference (92.775 average) d. Eastern Conference (92.375 average)

1. Ben Storey, Louisiana, 96.3
2. Randy Rowe, Peoria, 94.1
2. Brian Fahey, Atlantic City, 94.1
4. Troy Milam, Gwinnett, 93.0
5. Morten Ask, Toledo, 91.2
6. Dave Cousineau, Las Vegas, 91.1
7. Corey Neilson, Pensacola, 90.7
8. Nate Kiser, Dayton, 90.1

Rapid Fire

Western Conference d. Eastern Conference, 7-4

Eastern Conference (4 of 30) – Jason Notermann, Johnstown and Mark McRae, Florence, 1 of 10 vs. Frederic Cloutier, Louisiana (9 saves); Jason Maleyko, Cincinnati, and Brian McCullough, Florida, 3 of 10 vs. Michael Garnett, Gwinnett (7 saves); Chris Lynch, Greenville and Dusty Jamieson, Charlotte, 0 of 10 vs. Dan Ellis, Idaho (10 saves)

Western Conference (7 of 30) – Justin Kelly, Las Vegas, and Charles Linglet, Alaska, 1 of 10 vs. Scott Stirling, Atlantic City (9 saves); Andrew Ianiero, Bakersfield and John Snowden, Texas, 3 of 10 vs. Chris Houle, Trenton (7 saves); Greg Chambers, Pensacola and Nick Ganga, Long Beach, 3 of 10 vs. Cory Campbell, Johnstown (7 saves)

Accuracy Shooting

Eastern Conference (9 of 23) d. Western Conference (8 of 23)

Individual Winner – Steffon Walby, Mississippi (4 of 8)

Eastern Conference – Shawn Limpright, Roanoke (3 of 7), David Masse, Reading (3 of 8), Jason Jaffray, Wheeling (3 of 8)

Western Conference – Jean-Francois Plourde, Columbus (1 of 8), Justin Kelly, Las Vegas (3 of 7), Steffon Walby, Mississippi (4 of 8)

Breakaway Relay

Eastern Conference d. Western Conference

Western Conference vs. Cory Campbell, Johnstown (Saves – 4 of 6) – Charles Linglet, Alaska (made), Greg Jacina, Augusta (made), Andrew Ianiero, Bakersfield (missed), Jean-Francois Plourde, Columbus (missed), Kevin Truelson, Fresno (missed), Troy Milam, Gwinnett (missed)

Eastern Conference vs. Dan Ellis, Idaho (Saves – 2 of 6) – Sam Paolini, Atlantic City (made), Dusty Jamieson, Charlotte (made), Jason Maleyko, Cincinnati (made), Alexandre Burrows, Columbia (missed), Nate Kiser, Dayton (missed), Mark McRae, Florence (made)

Western Conference vs. Chris Houle, Trenton (Saves – 4 of 6) – David Cornacchia, Idaho (missed), Greg Chambers, Pensacola (missed), Dave Cousineau, Las Vegas (missed), Nick Ganga, Long Beach (made), Ben Storey, Louisiana (made), Steffon Walby, Mississippi (missed)

Eastern Conference vs. Frederic Cloutier, Louisiana (Saves – 5 of 6) – Brian Fahey, Atlantic City (missed), Brian McCullough, Florida (missed), Tom Reimann, Greensboro (missed), Chris Lynch, Greenville (missed), Jason Notermann, Johnstown (made), David Masse, Reading (missed)

Western Conference vs. Scott Stirling, Atlantic City (Saves – 4 of 6) – Justin Kelly, Las Vegas (missed), Brent Gauvreau, Mississippi (missed), Corey Neilson, Pensacola (missed), Greg Barber, San Diego (made), John Snowden, Texas (missed), Joe Talbot, Alaska (made)

Eastern Conference vs. Michael Garnett, Gwinnett (Saves – 5 of 6) – Jon Zion, Reading (missed), Shawn Limpright, Roanoke (missed), Kevin Spiewak, South Carolina (made), Morten Ask, Toledo (missed), Jason Jaffray, Wheeling (missed), Randy Rowe, Peoria (missed)

Outstanding Goaltender – Frederic Cloutier, Western All-Stars, Louisiana IceGators (14 of 16 saves)

446 - All-Star Skills Competition Box Scores (2003)**2003 - Estero, Florida**

Northern Conference defeated Southern Conference, 12-9

Puck Control Relay Team

Southern Conference (Buddy Smith, Arkansas; Mike Glumac, Pee Dee; and Brad Williamson, South Carolina) d. Northern Conference (Takahito Suzuki, Charlotte; Simon Tremblay, Reading; Nick Parillo, Toledo)

Puck Control Relay Individual

Southern Conference (Justin Morrison, Columbia) d. Northern Conference (Zenon Konopka, Wheeling)

Fastest Skater

Southern Conference (14.863 average) d. Northern Conference (15.136 average)

1. Justin Morrison, Columbia, 14.61
2. Laurent Meunier, Florida, 14.85
3. Brian McCullough, Reading, 14.86
4. Chris McNamara, Wheeling, 14.91
5. Buddy Smith, Arkansas, 15.13
6. Ryan Gaucher, Cincinnati, 15.64

Hardest Shot

Northern Conference (91.06 average) d. Southern Conference (89.95 average)

1. Tyler Rennette, Peoria, 95.0 mph
2. Pierre-Luc Courchesne, Johnstown, 94.4 mph
3. Ryan O'Keefe, Pensacola, 93.1 mph
4. Corey Hessler, Columbia, 92.5 mph
5. Rod Sarich, Louisiana, 91.0 mph
6. Andrew Ianiero, Dayton, 83.8 mph
7. Marty Johnston, Florida, 83.2 mph

Rapid Fire

Northern Conference d. Southern Conference, 13-12

Northern Conference (13 of 24) – Jim Henkel, Atlantic City and Dustin Wood, Trenton, 5 of 8; Jason Jaffray, Roanoke, and Zenon Konopka, Wheeling, 5 of 8; Jon Zion, Richmond and Kevin Colley, Atlantic City, 3 of 8

Southern Conference (12 of 24) – Kent Davyduke, Mississippi, and Judd Medak, Greenville, 3 of 8; Mike Glumac, Pee Dee and Steffon Walby, Mississippi, 5 of 8; Rejean Stringer, Columbia and Jim Baxter, Mississippi, 4 of 8

Accuracy Shooting

Northern Conference (11 of 19) d. Southern Conference (8 of 24)

Individual Winner – Jason Jaffray, Roanoke (4 of 5)

Northern Conference – Brad Rooney, Reading (4 of 6), Jamie Herrington, Richmond (3 of 8), Jason Jaffray, Roanoke (4 of 5)

Southern Conference – Joe Guenther, Baton Rouge (2 of 8), J.J. Hunter, Columbus (2 of 8), Aaron Schneckloth, South Carolina (4 of 6)

Breakaway Relay

Northern Conference d. Southern Conference, 7-6

Northern Conference vs. Matt Underhill, Pee Dee – Zenon Konopka, Wheeling (goal), Jim Henkel, Atlantic City (miss), Ryan Gaucher, Cincinnati (miss), Takahito Suzuki, Charlotte (goal), Chris McNamara, Wheeling (miss), Andrew Ianiero, Dayton (miss)

Southern Conference vs. Dan Lombard, Richmond – Patrick Yetman, Augusta (miss), Justin Morrison, Columbia (miss), Brad Williamson, South Carolina (miss), Steffon Walby, Mississippi (miss), Buddy Smith, Arkansas (goal), Ryan O'Keefe, Pensacola (goal)

Northern Conference vs. Adam Hauser, Jackson – Simon Tremblay, Reading (miss), Nick Parillo, Toledo (miss), Brian McCullough, Reading (goal), Pierre-Luc Courchesne, Johnstown (miss), Tyler Rennette, Peoria (goal), Jon Zion, Richmond (miss)

Southern Conference vs. Scott Stirling, Atlantic City – Rejean Stringer, Columbia (goal), Mike Glumac, Pee Dee (goal), Aaron Schneckloth, South Carolina (miss), Joe Guenther, Baton Rouge (miss), Corey Hessler, Columbia (miss), Laurent Meunier, Florida (miss)

Northern Conference vs. Rob Zepp, Florida – Brad Rooney, Reading (miss), Geno Parrish, Greensboro (miss), Jason Jaffray, Roanoke (goal), Jamie Herrington, Richmond (miss), Kevin Colley, Atlantic City (goal), Dustin Wood, Trenton (goal)

Southern Conference vs. Mike Smith, Lexington – Judd Medak, Greenville (miss), J.J. Hunter, Columbus (miss), Kent Davyduke, Mississippi (miss), Rod Sarich, Louisiana (miss), Jim Baxter, Mississippi (goal), Marty Johnston, Florida (miss)

Outstanding Goaltender – Dan Lombard, Richmond and Mike Smith, Lexington, Northern All-Stars

2002 - Trenton, New Jersey

Southern Conference defeated Northern Conference, 16-8

Puck Control Relay Team

Southern Conference (Patrick Yetman, Augusta; Kevin Mitchell, Louisiana; and Ryan Fultz, Arkansas) d. Northern Conference (Andrei Lupandin, Greensboro; Vern Fiddler, Roanoke; and Lars Pettersen, Richmond)

Puck Control Relay Individual

Northern Conference (Arvid Rekis, Peoria) d. Southern Conference (Mikko Sivonen, New Orleans)

Fastest Skater

Southern Conference (14.528 average) d. Northern Conference (14.565 average)

1. Louis Dumont (Southern), Pensacola, 14.049
2. David Gove (Northern), Johnstown, 14.348
3. Ben Stafford (Northern), Trenton, 14.379
4. Francois Fortier (Southern), Mississippi, 14.406
5. Dylan Gyori (Northern), Wheeling, 14.986
6. Steve Rymsha (Southern), Greenville, 15.130

Hardest Shot

Southern Conference (94.30 average) d. Northern Conference (87.65 average)

1. Briane Thompson (Southern), Florida, 98.0 mph
2. Gregor Krajnc (Southern), Pee Dee, 96.4 mph
3. Allan Sirois (Southern), Pee Dee, 94.1 mph
4. Matt Desrosiers (Northern), Dayton, 92.8 mph
5. Ryan Knox (Southern), Mobile, 88.7 mph
6. Magnus Nilsson (Northern), Toledo, 87.6 mph
7. Pat Leahy (Northern), Trenton, 90.7 mph
8. Erik Anderson (Northern), Cincinnati, 83.4 mph

Rapid Fire

Southern Conference d. Northern Conference, 11-10

Southern Conference (20 of 30)- Ken Carroll, Reading, 5 of 10; Frederic Cloutier, Louisiana, 10 of 10; Chris Madden, Macon, 9 of 10.

Northern Conference (19 of 30)- Curtis Sanford, Peoria, 5 of 10; Joel Laing, Wheeling, 7 of 10; Scott Meyer, Charlotte, 7 of 10

Accuracy Shooting

Southern Conference (9 of 22) d. Northern Conference (8 of 24)

1. Darren Tiemstra (Southern), Columbus, 4 of 6
2. Mat Snesrud (Southern), Baton Rouge, 4 of 8
3. Garrett Prosofsky (Northern), Richmond, 3 of 8
4. Roger Trudeau (Southern), Greenville, 2 of 7
5. Rick Kowalsky (Northern), Roanoke, 2 of 7
6. Justin Harney (Northern), Charlotte, 2 of 7

Breakaway Relay

Southern Conference d. Northern Conference, 8-5

Southern Conference (13 of 18)- Chris Madden, Macon, 4 of 6; Frederic Cloutier, Louisiana, 5 of 6; Ken Carroll, Jackson, 4 of 6

Northern goal scorers: Garrett Prosofsky, Richmond; Justin Harney, Charlotte; Simon Tremblay, Reading; Rick Kowalsky, Roanoke; Matt Desrosiers, Dayton

Northern Conference (10 of 18)- Joel Laing, Wheeling, 4 of 6; Scott Meyer, Charlotte, 3 of 6; Curtis Sanford, Peoria, 3 of 6

Southern goal scorers: Gregor Krajnc, Pee Dee; Briane Thompson, Florida; Roger Trudeau, Greenville; Ryan Knox, Mobile; Allan Sirois, Pee Dee; Darren Tiemstra, Columbus; John Sadowski, Mobile; Louis Dumont, Pensacola

448 - All-Star Skills Competition Box Scores (2001)**2001 - North Little Rock, Arkansas**

Southern Conference defeated Northern Conference, 15-5

Puck Control Relay Team

Southern Conference (Josh Harrold, Mobile; Vratislav Cech, Greenville; and Aaron Brand, Arkansas) d. Northern Conference (Richard Pitirri, Richmond; Joel Irwin, Greensboro; and Scott King, Charlotte)

Puck Control Relay Individual

Northern Conference (Kevin Hilton, Charlotte) d. Southern Conference (Jeff Bes, Jackson)

Fastest Skater

Southern Conference (14.774 average) d. Northern Conference (15.045 average)

1. Brent Cullaton (Southern), Tallahassee, 14.345
2. Darren Clark (Northern), Peoria, 14.804
3. Cody Bowtell (Southern), Mississippi, 14.987
4. Bobby Russell (Southern), Jackson, 14.998
5. Brian McCullough (Northern), Richmond, 15.122
6. Eric Schneider (Northern), Johnstown, 15.211

Hardest Shot

Southern Conference (95.05 average) d. Northern Conference (91.6 average)

1. Martin Bartek (Southern), New Orleans, 98.7 mph
2. Chris Valicevic (Southern), Louisiana, 95.8 mph
3. Tom Nemeth (Northern), Dayton, 94.6 mph
4. Matt Demarski (Southern), Florida, 94.0 mph
5. Mike Vellinga (Northern), Johnstown, 92.3 mph
6. Eric Long (Southern), Arkansas, 91.7 mph
7. Jamie Sokolsky (Northern), Greensboro, 90.7 mph
8. Justin Harney (Northern), Charlotte, 88.8 mph

Rapid Fire

Southern Conference d. Northern Conference, 12-4

Southern Conference (26 of 30)- Kirk Daubenspeck, South Carolina, 7 of 10; Brian Leitz, Baton Rouge, 10 of 10; Jason Saal, Louisiana, 9 of 10

Northern Conference (18 of 30)- Scott Stirling, Trenton, 5 of 10; Alex Westlund, Dayton, 7 of 10; Kenric Exner, Peoria, 6 of 10

Accuracy Shooting

Southern Conference (9 of 22) d. Northern Conference (8 of 24)

1. Eric Long (Southern), Arkansas, 4 of 6
2. Eduard Pershin (Southern), Birmingham, 4 of 8
3. Chris Slater (Northern), Wheeling, 3 of 8
4. Jeff Sproat (Northern), Roanoke, 3 of 8
5. Calvin Elfring (Northern), Roanoke, 2 of 8
6. Dany Bousquet (Southern), Pee Dee, 1 of 8

Breakaway Relay

Southern Conference d. Northern Conference, 7-4

Southern Conference (14 of 18)- Kirk Daubenspeck, South Carolina, 4 of 6; Brian Leitz, Baton Rouge, 5 of 6; Jason Saal, Louisiana, 5 of 6

Northern goal scorers: Kevin Hilton, Charlotte; Scott Bertoli, Trenton; Chris Slater, Wheeling; Justin Harney, Charlotte

Northern Conference (11 of 18)- Scott Stirling, Trenton, 3 of 6; Alex Westlund, Dayton, 5 of 6; Kenric Exner, Peoria, 3 of 6

Southern goal scorers: Eduard Pershin, Birmingham; Jonas Soling, Augusta; Martin Bartek, New Orleans; Dany Bousquet, Pee Dee; Josh Harrold, Mobile; Vratislav Cech, Greenville; Likit Andersson, Augusta

2000 - Greenville, South Carolina

Northern Conference defeated Southern Conference, 11-8

Puck Control Relay Team

Southern Conference (Steve O'Brien, Arkansas; Ryan Gaucher, Mississippi; and John McNabb, Pensacola) d. Northern Conference (Alexei Krovopuskov, Greensboro; Jason Lawmaster, Peoria; and Curtis Wilgosh)

Puck Control Relay Individual

Northern Conference (Calvin Elfring, Roanoke) d. Southern Conference (Wes Mason, Augusta)

Fastest Skater

Northern Conference (14.965 average) d. Southern Conference (16.911 average)

1. Ryan Kraft (Northern), Richmond, 14.477
2. Bobby Stewart (Southern), Mobile, 14.348
3. Mark Murphy (Northern), Trenton, 15.107
4. Buddy Smith (Southern), Pee Dee, 15.236
5. Chad Ackerman (Northern), Hampton Roads, 15.313
6. Jeff Lazaro (Southern), New Orleans, 20.435

Hardest Shot

Southern Conference (92.6 average) d. Northern Conference (92.25 average)

1. Derrick Walsler (Northern), Johnstown, 95.7 mph
2. Chris Valicevic (Southern), Louisiana, 95.6 mph
3. Chad Ackerman (Northern), Hampton Roads, 95.5 mph
4. Kelly Perrault (Southern), Birmingham, 94.5 mph
5. Neil Fewster (Southern), Greenville, 91.4 mph
6. Chris Gignac (Northern), Toledo, 89.4 mph
7. Olivier Morin (Southern), Tallahassee, 88.9 mph
8. Joel Irving (Northern), Johnstown, 88.4 mph

Rapid Fire

Southern Conference d. Northern Conference, 9-7

Southern Conference (23 of 30)- Paxton Schafer, Pee Dee, 8 of 10; David Brumby, Jackson, 8 of 10; Jeff Maund, Florida, 7 of 10

Northern Conference (21 of 30)- Sean Matile, Richmond, 7 of 10; Bujar Amidovski, Trenton, 6 of 10; Jan Lasak, Hampton Roads, 8 of 10

Accuracy Shooting

Northern Conference (5 of 24) d. Southern Conference (4 of 24)

1. Jeff Mitchell (Northern), Dayton, 2 of 8
2. Andrew Williamson (Northern), Toledo, 2 of 8
3. Dany Bousquet (Southern), Pee Dee, 2 of 8
4. Sean Venedam (Southern), Greenville, 2 of 8
5. Marc Tropper (Northern), Charlotte, 1 of 8
6. Luke Curtin (Southern), Baton Rouge, 0 of 8

Breakaway Relay

Northern Conference d. Southern Conference, 5-4

Southern Conference (13 of 18)- Paxton Schafer, Pee Dee, 4 of 6; David Brumby, Jackson, 5 of 6; Jeff Maund, Florida, 4 of 6

Northern goal scorers: Unknown

Northern Conference (14 of 18)- Sean Matile, Richmond, 5 of 6; Bujar Amidvoski, Trenton, 6 of 6; Jan Lasak, Hampton Roads, 3 of 6

Southern goal scorers: Unknown

450 - All-Star Skills Competition Box Scores (1999)

1999 - Biloxi, Mississippi

Southern Conference defeated Northern Conference, 13-8

Puck Control Relay Team

Southern Conference (Kelly Hurd, Mississippi; Dave Seitz, South Carolina; and Dana Mulvihill, Greenville) d. Northern Conference (Participants Unknown)

Puck Control Relay Individual

Southern Conference (Patrick Rochon, Mississippi) d. Northern Conference (Jamie Thompson, Peoria)

Fastest Skater

Southern Conference d. Northern Conference, 2-1

1. Jamie Thompson, Northern Conference, d. Jonas Soling, Southern Conference, 14.524
2. John Varga, Southern Conference, d. Arturs Kupaks, Northern Conference, 14.330
3. Patrick Rochon, Southern Conference, d. Ryan Kraft, Northern Conference, 14.020

Hardest Shot

Southern Conference (96.15 average) d. Northern Conference (91.38 average)

1. Jaroslav Obsut (Southern Conference), Augusta, 99.3 mph
2. Jakub Ficenc (Northern Conference), Johnstown, 97.7 mph
3. Chris Valicevic (Southern Conference), Louisiana, 97.4 mph
4. Chris Hynnes (Southern Conference), South Carolina, 97.4 mph
5. Karl Infanger (Northern Conference), Wheeling, 91.9 mph
6. Jan Kobezda (Southern Conference), Tallahassee, 90.5 mph
7. Tom O'Connor (Northern Conference), Wheeling, 88.6 mph
8. Darren Maloney (Northern Conference), Peoria, 87.3 mph

Rapid Fire

Northern Conference d. Southern Conference, 14-11

Northern Conference (29 of 40) – Maxime Gingras, Richmond, 17 of 20, Matt Mullin, Toledo, 12 of 20

Southern Conference (26 of 40) – Bujar Amidvoski, Louisiana, 14 of 20, Chris Wickenheiser, New Orleans, 12 of 20

Accuracy Shooting

Southern Conference (11 of 20) d. Northern Conference (4 of 24)

Individual Winner – Dave Seitz, South Carolina (4 of 5)

Northern Conference – Bret Meyers, Columbus (3 of 8), Jamie Ling, Dayton (0 of 8), Andrew Williamson, Toledo (1 of 8)

Southern Conference – Cail MacLean, Jacksonville (4 of 7), Dave Seitz, South Carolina (4 of 5), Jason Elders, Mobile (3 of 8)

Breakaway Relay

Northern Conference d. Southern Conference, 6-5

Northern Conference, 13 of 18

Gingras, Richmond, 8 of 9; Mullin, Toledo, 5 of 9

Goal scorers: Ling, Birmingham, Blaznek, Kraft, Harmer, and Williamson.

Southern Conference, 11 of 17

Amidovski, Louisiana, 6 of 8; Wickenheiser, New Orleans, 5 of 9

1998 - Lafayette, Louisiana

Canadian All-Stars defeated USA/World All-Stars 10-8

Puck Control Relay Team

Canadian All-Stars d. USA/World All-Stars, 2-0

Canadian All-Stars (Brian Goudie, Pee Dee; Jim Bermingham, Huntington; and Doug Evans, Peoria) d. USA/World All-Stars (Cal Ingraham, Tallahassee; Kris Cantu, Roanoke; and Chris Phelps, Hampton Roads)

Puck Control Relay Individual

Canadian All-Stars (Tom Nemeth, Dayton) d. USA/World All-Stars (Don Parsons, Louisiana)

Fastest Skater

USA/World All-Stars (14.089 average) d. Southern Conference (14.590 average)

1. Jeff Lazaro (USA/World), New Orleans, 13.395
2. Eric Boguniecki (USA/World), Dayton, 14.068
3. Kory Karlander (Canada), Raleigh, 14.256
4. Mike Latendresse (Canada), Wheeling, 14.485
5. Dave Seitz (USA/World), South Carolina, 14.804
6. Dany Bousquet (Canada), Birmingham, 15.031

Hardest Shot

Canadian All-Stars, (90.5 average) d. USA/World All-Stars, (89.67 average)

1. Chris Valicevic (USA/World), Louisiana, 95.6 mph
2. Chris Hynnes (Canada), South Carolina, 94.3 mph
3. Andy MacIntyre (Canada), Jacksonville, 91.4 mph
4. Kelly Hultgren (USA/World), Pensacola, 91.2 mph
5. Sean Venedam (Canada), Toledo, 90.0 mph
6. Beau Bilek (USA/World), Columbus, 89.6 mph
7. Louis Bernard (Canada), Toledo, 86.3 mph
8. Kevin Hilton (USA/World), Mobile, 82.6 mph

Rapid Fire

Canadian All-Stars d. USA/World All-Stars, 10-9

USA/World All-Stars (20 of 30) – Tripp Tracy, Richmond, 11 of 20; Sinuhe Wallinheimo, Mississippi, 9 of 10

Canadian All-Stars (21 of 30) – Sean Gauthier, Richmond, 15 of 20; Sebastien Charpentier, Hampton Roads, 6 of 10

Accuracy Shooting

USA/World All-Stars (9 of 23) d. Canadian All-Stars (4 of 24)

USA/World All-Stars – Denny Felsner, Chesapeake (2 of 8); Andrew Shier, Richmond (3 of 8); John Spoltore, Louisiana (4 of 7)

Canadian All-Stars – Vashi Nedomansky, Pee Dee (2 of 8); Jean-Guy Trudel (0 of 8); Sheldon Gorski, Louisville (2 of 8)

Breakaway Relay

Canadian All-Stars d. USA/World All-Stars, 6-4

Canadian All-Stars, 14 of 18

Sebastien Charpentier, Hampton Roads, (6 of 9); Sean Gauthier, Pensacola (8 of 9)

USA/World goal scorers: Unknown

USA/World All-Stars, 12 of 18

Sinuhe Wallinheimo, Mississippi, (4 of 9); Tripp Tracy, Richmond, (8 of 9)

Canadian goal scorers: Unknown

452 - ECHL All-Star Game Participants

ECHL ALL-STAR GAME PARTICIPANTS

- A -

Player

Aagaard, Mikkel
Ackerman, Chad
Agosta, Justin
Aikins, Justin
Alber, Patch
Albers, Paul
Allan, Sandy
Amadio, Greg
Amidovski, Bujar
Anderson, Erik
Andersson, Likit
Aneloski, Bryce
Archambault, Olivier
Arcobello, Mark
Ardelan, Mark
Ask, Morten
Aspenlind, Josh
Aube, J.F.
Awe, Jon

ECHL Team (Year)

ADK (2017)
HRD (2000)
MAN (2017)
LBH (2006)
ADK (2017)
TEX (2007)
LVL (1997)
CBA (2005)
LA (1999), TRE (2000)
CIN (2002)
AUG (2001)
ORL (2015)
AK (2015)
STK (2011)
SC (2005)
TOL (2004)
ELM (2009)
CHR (1997, 1999)
GWT (2007)

Player

Buck, Brandon
Burfoot, Scott

Burgdoerfer, Erik
Burke, Gerry
Burman, Mike
Burrows, Alexandre
Bushee, Kyle
Buzzeo, Justin

ECHL Team (Year)

FLA (2010)
RV (1993), HVL (1994),
ERIE (1995), RMD (1998)
BAK (2011)
TOL (2006)
RMD (1996)
CBA (2004)
KAL (2018)
ATL (2017)

- B -

Player

Bachman, Richard (G)
Baddock, Brandon
Baier, Eric
Baker, Kevin
Balkovec, Maco
Barber, Greg
Barlow, Evan
Barnes, Tyler
Bartek, Martin
Bartley, Vic
Bashkirov, Andrei
Basiuk, Scott
Baxter, Jim
Beatty, Jason
Beaubien, Frederick (G)
Beaudoin, J.M.
Beaudoin, Matt
Bechard, Jerome
Beechey, Tyler
Belanger, Hugo P.
Bell, Myles
Bembridge, Garrett
Bennefield, Jesse
Bennett, Rick
Berdnikov, Sergei
Berg, Bob
Berger, Phil
Bergeron, Chris
Berkhoel, Adam (G)
Bermingham, Jim
Bernard, Louis
Bertoli, Scott
Bes, Jeff
Besse, Grant
Beskorowany, Tyler (G)
Bidwill, Arthur
Bilek, Beau
Bissonnette, Paul
Blackwater, Judd
Blaznek, Joe
Bleackley, Conner
Bligh, Nick
Bodie, Troy
Boguniecki, Eric
Boh, Aaron
Bohmbach, Andy
Boisclair, Maxime
Bomersback, Mark
Bonar, Sean (G)
Booth, Derek
Boulton, Eric
Bourne, Justin
Bousquet, Dany

Boutin, Jonathan (G)
Bowman, Collin
Bowtell, Cody
Brace, Riley
Bradford, Erik
Brady, Lance
Bradshaw, Cullen
Brand, Aaron
Briggs, Kellen (G)
Brocklehurst, Aaron
Broda, Joel
Broll, David
Brosseau, David
Brown, Adam (G)
Brown, Bobby

ECHL Team (Year)

IDH (2010)
ADK (2017)
ORL (2015)
TEX (2007), FLA (2009)
JAX (1996)
SDG (2004)
IDH (2010)
TOL (2015)
NO (2001)
UTA (2010)
HNT (1997)
BAK (2006)
MIS (2003)
COL (2013)
MIS (1997)
BAK (2011)
DAY (2008)
BIR (1993)
PEN (2005)
NSH (1996)
EVN (2015)
IDH (2006)
SDG (2006)
JAX (1996)
CHR (1995)
LA (1996)
GBM (1993, 1994)
BIR (1995, 1996)
DAY (2007)
HNT (1996, 1998, 1999)
TOL (1998)
TRE (2001 and 2006)
PEN (2001)
NOR (2018)
IDH (2011)
COL (2013)
COH (1997 and 1998)
WHL (2007)
STK (2010)
RMD (1999)
TUL (2018)
ADK (2017)
STK (2007)
DAY (1998)
COH (1995 and 1996)
TOL (2011)
JHN (2007)
IDH (2009)
ORL (2015)
TOL (1993), SC (1995)
CHR (1997)
UTA (2008)
BIR (1998),
PD (2000, 2001)
JHN (2006)
COL (2013, 2015)
MIS (2001)
WHL (2015)
UTA (2017)
BIR (1997, 1998)
ADK (2017)
ARK (2001)
IDH (2008)
FLA (2009)
BAK (2011)
ORL (2015)
CHR (1997)
COL (2013)
DAY (1999)

Player

Cadden, Cory
Calder, Shane
Cammarrata, Taylor
Campbell, Cory
Campbell, Jeff
Cannata, Joe
Cantu, Kris
Canzanello, Andrew
Capson, Greg
Carnegie, Rane
Carroll, Ken
Cascalenda, Jay
Cech, Vratislav
Ceman, Dan
Cepis, Jacob
Chambers, Greg
Chaput, Dan
Charpentier, Sebastien
Christian, Tim
Chunchukov, Alex
Clark, Darren
Clarke, Aaron
Cleaver, Rick
Cloutier, Frederic
Coetzee, Willie
Cohen, Matt
Colbourne, Darren
Coles, Bruce
Colley, Kevin
Collins, Brian
Collins, Sean
Cook, Joe
Contois, Andy
Corbeil, Nicolas
Cornacchia, David
Costello, Chad
Courchesne, Pierre-Luc
Cousineau, Dave
Craievich, Dave

- C -

ECHL Team (Year)

KNX (1994)
PEN (1999)
SC (2018)
JHN (2004)
GWT (2005, 2006)
ONT (2015)
RNL (1998)
SDG (2005)
GBM (1993)
BAK (2007)
REA (2002)
BAK (2011)
GRV (2001)
HRD (1999)
ORL (2015)
PEN (2004)
HRD (1994)
HRD (1998)
RNL (1996)
JHN (1997)
PEO (2001)
WHL (2009)
KAL (2010)
LA (2002, 2004)
TOL (2013)
TRE (2009)
RMD (1994)
JHN (1993)
ATC (2002, 2003)
PD (2005)
WHL (2006)
COH (1994)
STK (2008)
MIS (2005)
IDH (2004)
ALN (2017)
JHN (2003)
LV (2004)
BIR (1994, 1995)
MOB (1996)
UTA (2006)
REA (2017)
MO (2015)
AK (2007)
MIS (2009)
ADK (2017)
TAL (2001)
BR (1999, 2000), ATC (2005),
FRE (2006, 2007)

Craig, Matt
Crandall, Justin
Crane, Chris
Croxtton, Kevin
Cruthers, Ryan
Culkin, Ryan
Cullaton, Brent
Curtin, Luke

- D -

Player

D'Alvise, Chris
D'Aversa, Jon
Daavetilla, Trent
Danforth, Justin
Daniels, Kimbi
Daubenspeck, Kirk (G)
David, Jean-Francois
Davvyduke, Kent
Deadmarsh, Jake
DeiGuidice, Matt (G)
Della Rovere, Stefan
Del Monte, Ryan
Demarski, Matt
Demmans, Trevor
Derlago, Mark
Desbiens, Guillaume
Desharnais, David
Desjardins, Cedrick (G)
Desrochers, Jean
Desrosiers, Matt
Dest, Jason
Dexter, Brad
DiDiomete, Devin
Dickenson, Lou
Dienes, Christopher
Doig, Tyler
Donald, Derek
Donati, Justin
Doyle, Frank (G)
Dubnyk, Devan (G)

ECHL Team (Year)

STK (2010)
WHL (2008)
COL (2013)
CIN (2018)
CHR (1997)
SC (2001)
BAK (2011)
MIS (2003)
CHR (1997)
RAL (1994)
ORL (2015)
JHN (2009)
FLA (2001)
PD (2001)
BAK (2009), IDH (2011)
GWT (2006)
CIN (2008)
CIN (2007)
JHN (2005)
DAY (2002)
LV (2000)
SC (2008)
COL (2013)
TEX (2005)
JAX (2018)
CBA (2008), REA (2009)
DAY (1994)
ELM (2010)
IDH (2005)
STK (2007)

ECHL All-Star Game Participants - 453

Player
 Dumas, Rob
 Dumont, Louis
 Dupuis, Guy
 Dyukov, Roman

ECHL Team (All-Star Year)
 NSH (1993, 1994),
 TAL (1997)
 PEN (2002)
 BAK (2005)
 ADK (2017)

Player
 Godfrey, Josh
 Goers, Barry
 Goldie, Ash
 Gongalsky, Igor
 Gordon, Ben
 Gorski, Sheldon
 Goudie, Brian
 Goulakos, Spiro
 Gould, Justin
 Goulet, Stephane
 Gove, David
 Graham, Bruce
 Gratchev, Maxime
 Gravelle, Dan
 Griffith, Todd
 Grubauer, Philipp
 Gruhl, Scott
 Guenther, Joe
 Gunderson, Ryan
 Gyori, Dylan

ECHL Team (Year)
 SC (2011)
 LV (2011)
 VIC (2008)
 FRE (2008)
 REA (2010)
 LVL (1993), MIA (1998)
 PD (1998)
 GRN (2017)
 CHR (1997)
 BAK (2011)
 JHN (2002)
 CHR (2007)
 ELM (2010)
 GBM (1994)
 BAK (2007, 2008)
 REA (2013)
 RMD (1995)
 BR (2003)
 TRE (2008, 2009)
 WHL (2002)

- E -

Player
 Eberly, Dan
 Edgerton, Devin
 Edwardson, Derek
 Ehgoetz, Barret
 Eizenman, Oren
 Elders, Jason
 Elfring, Cal
 Elick, Mickey
 Ellington, Taylor
 Ellis, Dan
 Ellis, Julien
 Enga, R.J.
 Engelhardt, Brett
 Evans, Doug
 Everson, Marshall
 Ewing, Bryan
 Exner, Kenric
 Ezekiel, Norm

ECHL Team (All-Star Year)
 TOL (2005)
 WHL (1993)
 ATC (2005)
 CIN (2009)
 FRE (2008)
 MOB (1997, 1999)
 RNK (2000, 2001)
 CHR (1997)
 VIC (2010), CIN (2013)
 IDH (2004)
 VIC (2008)
 NSH (1996)
 GWT (2005)
 PEO (1998)
 ORL (2015)
 WHL (2009)
 PEO (2001)
 COL (2013)

Player
 Haar, Garret
 Haddon, Steve
 Harmer, Duane
 Harney, Justin
 Harrold, Josh
 Harstad, Aaron
 Hartje, Tod
 Hartlieb, Ernie
 Hau, A.J.
 Hauser, Adam
 Hay, Darrell
 Hemingway, Brett
 Hemingway, Colin
 Hendricks, Matt
 Henkel, Jim
 Henry, James
 Herrington, Jamie
 Hersh, Harold
 Hessler, Corey
 Hicks, Alex
 Hicks, Jamey
 Hilton, Kevin
 Hoffman, Kevin
 Hogeboom, Greg
 Holtby, Braden
 Hood, Dylan
 Hotham, Andrew
 Houk, Joe
 Houle, Chris
 Huddy, Ryan
 Hudson, Woody
 Hughes, Gunnar
 Hultgren, Kelly
 Huntebrinker, Michael
 Hunter, J.J.
 Hurd, Kelly
 Hutchins, Jeff
 Hynnes, Chris

ECHL Team (Year)
 SC (2015)
 COL (2013)
 RNK (1999, 2000)
 WHL (2001), CHR (2002)
 MOB (2001)
 NOR (2017)
 NSH (1995)
 FLA (2006)
 COL (2013)
 REA (2003)
 IDH (2007, 2008)
 REA (2008)
 AK (2009)
 FLA (2005)
 ATC (2003)
 ADK (2017, 2018)
 RMD (2003)
 JHN (1998)
 CBA (2003)
 TOL (1993)
 BIR (1999)
 MOB (1998), CHR (2001)
 RAL (1997)
 REA (2007), (ONT 2010)
 SC (2010)
 COL (2013)
 WHL (2013)
 GRN (2018)
 TRE (2004)
 STK (2009)
 WOR (2018)
 ADK (2017)
 PEN (1998)
 REA (2018)
 CGA (2003)
 MIS (1999)
 MIS (2005)
 SC (1998, 1999)

- H -

- F -

Player
 Fahey, Brian
 Falkovsky, Stepan
 Fallon, Joe
 Farynyuk, Brad
 Fawcett, Tyson
 Felsner, Denny
 Ferraro, Peter
 Fewster, Neil
 Ficenece, Jakub
 Fiddler, Vern
 Fielding, Drew
 Finch, Geoff
 Findlay, Brett
 Fitzpatrick, Blaine
 Flanagan, Joe
 Fleury, Sylvain
 Flomenhoft, Steve
 Flynn, Brendan
 Ford, Matthew
 Ford, Todd
 Fornataro, Matt
 Forney, Michael
 Forster, Nate
 Fortier, Francois
 Fournier, Gleason
 Fox, Jordan
 Foy, Chris
 Francisco, Jon
 Franck, Andy
 Francis, Chris
 Frantti, Gord
 Fraser, Dana
 Fretter, Colton
 Fulghum, Luke
 Fultz, Ryan
 Fyten, Austin

ECHL Team (Year)
 ATC (2004)
 ADK (2017)
 FRE (2009)
 STK (2008)
 BRM (2015)
 CHS (1998)
 LV (2008)
 GRV (2000)
 JHN (1999)
 RNK (2002)
 ADK (2017)
 WHL (1995)
 ORL (2015)
 PEO (2000)
 BIR (1993, 1994)
 SC (1994)
 KNX (1995)
 RMD (1993)
 CHR (2009)
 PEN (2005) SC (2010)
 PHX (2009)
 GWT (2011) COL (2013)
 VIC (2005)
 MIS (2002)
 ORL (2015)
 GWT (2009)
 SC (1996)
 REA (2005)
 WHL (2006)
 LV (2013)
 HNT (1994)
 ADK (2017)
 GWT (2007)
 PEN (2006)
 ARK (2002)
 IDH (2013)

Player
 Ianiero, Andrew
 Infanger, Karl
 Ingraham, Cal
 Irving, Joel
 Irwin, Joel

ECHL Team (Year)
 AUG (2003)
 BAK (2004, 2011)
 WHL (1999)
 TAL (1996, 1998)
 JHN (2000)
 GBO (2001)

- I -

- G -

Player
 Gabinet, Mike
 Gagnon, Dave (G)
 Gajic, Milan
 Galuppo, Sandy (G)
 Ganga, Nick
 Gannon, Jake
 Ganzak, Mitch
 Garbowski, Matt
 Garlock, Ryan
 Garnett, Michael (G)
 Gaucher, Ryan
 Gauthier, Danick
 Gauthier, Sean (G)
 Gauvreau, Brent
 Gazley, Dustin
 Geisler, Beau
 Gendur, Dan
 Gergen, Michael
 Gervais, Victor
 Gibson, Steve
 Gignac, Chris
 Ginand, Ryan
 Gingras, Maxime (G)
 Gladney, Jason
 Glass, Jeff (G)
 Glenn, Ryan

ECHL Team (Year)
 IDH (2006)
 RNK (1995)
 VIC (2007)
 DAY (1993)
 LBH (2004)
 UTA (2011)
 WHL (2010)
 COL (2017)
 JHN (2008)
 GWT (2004)
 MIS (2000) CIN (2003) AK (2006)
 WIC (2015)
 PEN (1998)
 MIS (2004)
 ELM (2013)
 STK (2007)
 VIC (2009)
 BAK (2011)
 HRD (1993, 1994)
 WHL (1995, 1996)
 TOL (2000)
 TRE (2011)
 RMD (1999)
 TOL (1996, 1997)
 CHR (2006)
 CHR (2005)

Player
 Jablonski, Jeff
 Jacina, Greg
 Jackson, Jim
 Jaffray, Jason
 Jaeger, Brett (G)
 James, Connor
 Jamieson, Dusty
 Jarmuth, Mike
 Jensen, Joe
 Jobe, Trevor
 Johnson, Keith
 Johnston, Marty
 Jones, Kyle (G)
 Judson, Rick

ECHL Team (All-Star Year)
 TOL (1993), RNK (1997)
 AUG (2004)
 GWT (2005)
 RNK (2003), WHL (2004)
 FRE (2006)
 BAK (2005)
 CHR (2004)
 CBA (2007)
 WHL (2007)
 NSH (1993)
 UTA (2008)
 FLA (2003)
 COL (2013)
 TOL (1994, 1996)

- J -

454 - ECHL All-Star Game Participants

- K -

Player
 Kacir, Marian
 Kane, Shaun
 Karlander, Kory
 Kashirsky, Nikita
 Kaunisto, Ray
 Kelly, Justin
 Kemp, T.J.
 Kempfer, Mick
 Kenney, Jay
 Kessel, Blake
 Kesseling, Casey
 Keup, Ben
 Khudobin, Anton
 Killeen, Patrick
 Kinasewich, Ryan
 King, Scott
 Kirton, Scott
 Kiser, Nate
 Knodel, Eric
 Knox, Ryan
 Kobezda, Jan
 Kolarik, Tyler
 Konik, Brad
 Konopka, Zenon
 Kowalski, Craig
 Kowalski, Rick
 Kraft, Ryan
 Krajnc, Gregor
 Kraus, Tim
 Krischuk, Jason
 Kroll, Johann
 Krovopuskov, Alexei
 Krushelnyski, Alex
 Kudelka, Tomas
 Kupacs, Arturs
 Kurker, Sam

- L -

Player
 LaFleur, Brian
 Laing, Joel
 Laliberte, John
 Lalonde, Mike
 Lammers, John
 Lamoureux, Jean-Philippe
 Lampe, Eric
 Lane, Phil
 Lang, Ryan
 Langkow, Chris
 Larrivee, Christian
 Larson, Nick
 Lasak, Jan (G)
 Latendresse, Mike
 Lattery, Dana
 Lawmaster, Jason
 Lazaro, Jeff
 Leahy, Pat
 Leask, Rob
 Leavitt, Alex
 Lee, Chris
 Lee, Mike
 Lefebvre, Guillaume
 Leggett, Alan
 Leggio, David
 Legue, Jeff
 Leitza, Brian
 Lenes, Peter
 Lewadniuk, Aaron
 Libby, Matt
 Limpricht, Shawn
 Lindgren, Terry
 Ling, Jamie
 Linglet, Charles
 Lingren, Steve

 Linnel, Derek
 Lizon, Erick
 Lombard, Dan
 Long, Andrew
 Long, Eric
 Lough, Kevin
 Lukin, Jarret
 Lupandin, Andrei
 Lynch, Chris

- M -

Player
 MacArthur, Peter
 MacAulay, Kenny
 Macaulay, Scott
 MacDonald, Ryan (G)
 MacIntyre, Andy
 MacIsaac, Al

ECHL Team (All-Star Year)
 NSH (1996)
 COH (1993)
 RAL (1998)
 SC (2010)
 COL (2013)
 LV (2004)
 REA (2006)
 CHR (1997)
 CHR (1997)
 ORL (2015)
 JHN (1999)
 DAY (2001)
 TEX (2008)
 WHL (2011)
 REA (2005), UTA (2010)
 CHR (2001)
 CHR (1997)
 DAY (2004)
 CIN (2017)
 MOB (2002)
 TAL (1999)
 DAY (2005)
 CHR (1997)
 WHL (2003)
 GWT (2008)
 HRD (1995), RNK (2003)
 RMD (1999 and 2000)
 PD (2002)
 ONT (2009)
 LV (2007)
 SC (2009)
 GBO (2000)
 UTA (2015)
 ELM (2008)
 GBM (1995), CHS (1999)
 MAN (2018)

ECHL Team (Year)

PEN (1998)
 WHL (2002)
 TRE (2007)
 STK (2006)
 AK (2010)
 AK (2009)
 ELM (2011)
 ATL (2018)
 AUG (2007)
 AK (2011)
 LBH (2006)
 ORL (2015)
 HRD (2002)
 WHL (1998)
 LV (2005)
 PEO (2000)
 NO (1999, 2000)
 TRE (2002)
 JHN (1994, 1995)
 AK (2006)
 FLA (2006)
 GWT (2013)
 BAK (2011)
 RAL (1993, 1994)
 FLA (2009)
 SC (2006)
 BR (2001)
 ONT (2010)
 ONT (2011)
 TRE (2002)
 RNK (2004)
 LVL (1997)
 DAY (1999, 2000)
 AK (2004)
 DAY (1995, 1996),
 VIC (2006)
 RAL (1995)
 BAK (2011)
 RMD (2003)
 TAL (2001)
 ARK (2001)
 ADK (2017)
 DAY (2009)
 GBO (2002)
 GRV (2004)

ECHL Team (All-Star Year)

ADK (2017)
 FRE (2008), STK (2009)
 TUL (2015)
 FRE (2007)
 JAX (1998)
 HRD (1993)

Player

Makowski, David
 MacLean, Cail
 MacMurphy, Ryan
 Madden, Chris (G)
 Madill, Mike
 Maggio, Daniel
 Magliarditi, Marc (G)
 Magowan, Ken
 Maher, Jim
 Malcolm, Jeff (G)
 Maleyko, Jason
 Mallette, Carl
 Maloney, Darren
 Manderson, Denver
 Manning, Blair
 Manzato, Daniel
 Marcou, Mike
 Marcoux, Etienne
 Marshall, Paul
 Marsters, Nathan
 Martin, James
 Martz, Nathan
 Mason, Wes
 Masse, David
 Matile, Sean
 Maund, Jeff
 May, Jeff
 May, Tom
 Maylan, Justin
 Mayotte, Kris
 Mazzolini, Nick
 McAvoy, Spencer
 McConvey, D'Arcy
 McCullough, Brian
 SC (2007)
 McElroy, T. J.
 McKenna, Mike
 McKinnon, Kevin
 McMillan, Carson
 McNabb, John
 McNamara, Chris
 McParland, Steven
 McRae, Mark
 Medak, Judd
 Melanson, Mathieu
 Menei, Ryan
 Metropolit, Glen
 Mernier, Laurent
 Meyer, Scott
 Meyers, Bret
 Micflikier, Jacob
 Michaud, Mark
 Milam, Jamie
 Milam, Troy
 Miller, Adam
 Miller, Colin
 Millham, Mike
 Milnamow, Brendan
 Minard, Chris
 Minard, Mike
 Mirabile, Steve
 Mitani, Darcy
 Mitchell, Jeff
 Mitchell, Kevin
 Mizzi, Preston
 Moon, Nathan
 Moreland, Jake
 Morency, Pascal
 Morin, Olivier
 Morin, Travis
 Morissette, Alain
 Morris, Keith
 Morrison, Justin
 Mosienko, Tyler
 Motte, C.J.
 Mullahy, Brad
 Mullen, Mark
 Mullin, Matt
 Mulvihill, Dana
 Murphy, Mark
 Murray, John
 Murray, Mike
 Mychan, Jesse

Player

Nagle, Pat
 Naglich, Adam
 Naud, Eric
 Neal, Jay
 Neal, Michael
 Nedomansky, Vashi
 Neilson, Corey
 Nemeth, Tom
 Nesbitt, Derek
 Neuvirth, Michal

ECHL Team (Year)

ALN (2018)
 JAX (1999), TRE (2001)
 STK (2008)
 MAC (2002), LBH (2005)
 TEX (2007)
 FW (2013)
 LV (2006)
 AUG (2005), TOL (2007)
 TOL (1995)
 GRN (2015)
 CIN (2004)
 GRV (2005)
 PEO (1997, 1999)
 ORL (2015)
 BR (1997)
 LV (2008)
 GRN (2013)
 IND (2018)
 BIR (1993, 1994)
 LA (2005)
 FW (2015)
 STK (2007)
 AUG (2000)
 REA (2004)
 RMD (2000)
 FLA (2000)
 LV (2009)
 UTA (2009)
 STK (2013)
 JHN (2009)
 AK (2010)
 ORL (2015)
 IDH (2006)
 RMD (2001), REA (2003), FLA (2004)
 SC (2007)
 LV (2007)
 ERIE (1995)
 ORL (2015)
 PEN (2000), TEX (2008)
 WHL (2003)
 SC (2017)
 PD (2004)
 GRV (2003)
 FLA (2008)
 MIS (2008)
 PEN (1997)
 FLA (2003)
 CHR (2002)
 COH (1999)
 FLA (2010)
 HRD (1994)
 GWT (2008)
 GWT (2004, 2006)
 LV (2010)
 DAY (1997)
 ERIE (1993)
 IDH (2010)
 AK (2005)
 CBA (2005)
 HRD (1993)
 CHR (1997)
 DAY (2000)
 LA (2000)
 DAY (2002)
 EVN (2013)
 STK (2006)
 BAK (2011)
 TAL (2000)
 SC (2008, 2009)
 LVL (1996)
 COH (1996)
 CBA (2003)
 GRV (2006), LV (2007)
 QC (2017)
 BIR (1994)
 PD (2005)
 TOL (1999)
 GRV (1999)
 TRE (2000)
 ONT (2009)
 KNX (1993)
 COL (2018)

- N -**ECHL Team (Year)**

TOL (2018)
 BAK (2011)
 JAX (2000)
 TOL (1995)
 IND (2018)
 PD (1998)
 PEN (2004 and 2005)
 DAY (1993, 1994, 1998, 2001)
 IDH (2007)
 SC (2009)

ECHL All-Star Game Participants - 455

Player

Nielsen, Carl
Nilsson, Magnus
Nolan, Brandon
Noren, Darryl
Notermann, Jason

- O -**Player**

O'Brien, Sean
O'Brien, Steve
O'Connor, Tom
O'Hanley, Brian
O'Keefe, Ryan
Oates, Matt
Obsut, Jaroslav
Oslanski, Landon
Ouellet, Dean
Ouellette, Francis
Ouellette, Martin
Ouzas, Michael
Owens, Jordan

- P -**Player**

Pagnutti, Matt
Pankewicz, Greg
Paolini, Sam
Parillo, Nick
Paris, Drew
Parizek, Justin
Parlett, Blake
Parrish, Geno
Parsons, Don
Passmore, Brian
Patterson, James
Peluso, Marco
Perkins, Darren
Perna, Mike
Perrault, Kelly
Perreault, Nicolas
Perry, AJ
Pershin, Eduard
Peters, Justin
Petgrave, Matt
Pettersen, Lars
Phelps, Chris
Phillips, Jamie
Pielmeier, Timo
Pierce, Matt
Pierro-Zabotel, Casey
Pitirri, Richard
Plourde, Jean-Francois
Poapst, Steve
Pokulok, Sasha
Pollock, Brett
Pomichter, Mike
Pope, Matt
Povorozniouk, Sam
Prosofsky, Garrett
Prough, Jeff
Pszenyeczny, Dave
Purdie, Dennis
Pylypuik, Pat

- R -**Player**

Rallo, Greg
Rankin, Rob
Rappana, Kevin
Raskob, Willie
Rawlyk, Rory
Regan, Eric
Reid, Cam
Reid, Elgin
Reid, Shawn
Reier, Mike
Reimann, Tom
Rekis, Arvid
Remackel, Chad
Rennette, Tyler
Riehl, Kevin
Riley, Conor
Robertson, Matt
Robins, Bobby
Robbins, Matt
Roberts, Sam
Roberts, Tim
Robins, Trevor
Robinson, Brent
Rochon, Patrick
Rooney, Brad
Rosa, Marco
Rosen, Ben
Ross, Mike
Rowe, Randy
Roy, Olivier
Royal, Eric

ECHL Team (Year)

ORL (2015)
TOL (2002)
CBA (2006)
CHR (1995, 1997, 1998)
JHN (2004)

ECHL Team (Year)

TAL (1996)
ARK (2004)
WHL (1999)
CIN (2011)
PEN (2003)
COH (1998)
AUG (1999)
MO (2015)
SF (2013)
WHL (1993)
FLA (2018)
LV (2011)
CHR (2008)

ECHL Team (Year)

FLA (2005)
PEN (2002)
ATC (2004)
TOL (2003)
GWT (2010)
IDH (2018)
GRN (2011)
GBO (2003)
BR (1996), LA (1998)
AUG (2006)
TOL (2001)
LV (2006)
TOL (1994)
HNT (2000)
BIR (2000)
TOL (1996)
UTA (2010)
BIR (2001)
FLA (2008)
BRM (2018)
RMD (2002)
HRD (1995, 1997, 1998)
TUL (2017)
BAK (2010)
CIN (2010)
GWT (2013)
RMD (2001)
CGA (2004)
HRD (1993)
BAK (2010)
ADK (2017)
JAX (1997)
BAK (2009)
ELM (2017)
RMD (2002)
TRE (2010)
PHX (2007)
JHN (1995), TOL (1996)
TOL (1993)

ECHL Team (Year)

IDH (2007, 2008)
PEN (2007)
CHR (1997)
QC (2018)
CHR (2006)
BAK (2010)
REA (2015)
WHL (2009)
TAL (1998)
DAY (1993)
GBO (2004)
PEO (2002)
MOB (1998)
PEO (2003)
RAL (1995)
ADK (2017)
KC (2018)
BAK (2011)
CHR (1997)
GWT (2010)
WHL (1993, 1995)
JAX (1996)
TRE (2005)
MIS (1999)
REA (2003)
LBH (2005)
ORL (2015)
SC (1997)
PEO (2004)
IDH (2015)
WHL (1997)

Player

Russell, Bobby
Ryan, Joey
Rymsha, Steve

- S -**Player**

Saal, Jason
Sadowski, John
Salituro, Dante
Sanford, Curtis
Sarich, Rod
Sauve, Yann
Sawyer, J.C.
Schafer, Paxton
Schell, Brad
Schepke, Matt
Schmidt, Greg
Schneekloth, Aaron
Schneider, Eric
Schoen, Bryan (G)
Schwartz, Brandon
Schwartz, Darren

Player

Scrymgeour, John
Seher, Kurt
Seitz, Dave
Sertich, Andy
Sessa, Jason
Severyn, C.J.
Shamanski, Steven
Shantz, David (G)
Shasby, Matt
Shepard, Ken (G)
Shields, Connor
Shier, Andrew
Sides, Joey
Sirois, Allan
Sisca, Daniel
Sivak, Peter
Sivonen, Mikko
Sjerven, Grant (G)
Skinner, Peder
Slater, Chris
Slivchenko, Vadim
Smart, Jason
Smeltzer, Isaac
Smith, Brandon
Smith, Buddy
Smith, Jeremy (G)
Smith, Michael
Smith, Mike (G)
Smith, Trevor
Snesar, Shawn
Snesrud, Mat
Snetsinger, Brad
Snider, Shawn
Snowden, John
Soares, Josh
Sokolosky, Jamie
Soling, Jonas
Sorenson, Tanner
Sparks, Garret
Spiewak, Kevin
Spoltore, John
Sproat, Jeff
Stafford, Ben
Starrett, Shane
Steer, Jamie
Stephenson, Matt
Stewart, Bobby
Stewart, Brian
Stewart, Glenn
Stirling, Scott
Stoflet, Evan
Stolp, Jeff
Storey, Ben
Street, Ben
Stretch, C.J.
Stringer, Rejean
Strueby, Matt
Strunk, Steve
Sundstrom, Olie
Sutter, Lukas
Suzuki, Takahito
Swanson, John
Szydowski, Shawn

ECHL Team (Year)

JCK (2001)
BAK (2011)
GRV (2002)

ECHL Team (Year)

LA (2001)
MOB (2002)
RC (2018)
PEO (2002)
LA (2003)
ORL (2015)
PEN (2008), TOL (2010)
PD (2000)
GWT (2007)
CHR (2010)
SC (2000)
SC (2003)
JHN (2001)
LA (1996)
LBH (2007)
WHL (1993, 1994),
TAL (1995)
REA (2011)
CHR (1996, 1997)
SC (1998, 1999)
UTA (2007)
SC (2001)
ORL (2013)
ELM (2015)
FLA (2007), VIC (2010)
AK (2009)
CHR (1997)
JHN (2010)
RMD (1998)
COL (2013)
PD (1999, 2002)
FLA (2006)
AK (2017)
NO (2002)
RMD (1995)
PHX (2008)
WHL (2001)
WHL (1994, 1995)
COH (1994)
COL (2013)
DAY (1995)
PD (2000), ARK (2003)
CIN (2010)
RNK (1995)
LEX (2003)
GBM (1993)
HRD (1994)
BR (2002)
BAK (2011)
PHX (2006)
TEX (2004)
AK (2008)
GBO (2001)
AUG (1999, 2001)
KAL (2017)
ORL (2015)
SC (2004)
LA (1999, 2000)
RNK (2001)
TRE (2002)
WIC (2018)
LVL (1994)
IDH (2009)
MOB (2000)
BAK (2011)
GBM (1995), ERIE (1996)
TRE (2001), ATC (2003, 2004)
BAK (2011)
DAY (1995)
LA (2004)
WHL (2011)
ONT (2013)
CBA (2003)
COL (2013)
COH (1993)
ERIE (1996)
STK (2015)
CHR (2003)
IDH (2010)
FW (2017)

456 - ECHL All-Star Game Participants

- T -**Player**

Talbot, Joe
 Talbot, Julian
 Tanguay, Maxime
 Tansey, Kevin
 Tanski, Scott
 Tarasuk, Steven
 Tardif, Jamie
 Tarkir, Zach
 Taylor, Adam
 Taylor, Justin
 Taylor, Mike
 Tenute, Joey
 Tessier, Dan
 Teplitsky, Tyson
 Thelen, A.J.
 Thompson, Briane
 Thompson, Jamie
 Tiemstra, Darren
 Tifu, Yannick
 Timkin, Evgeny
 Tordjman, Josh
 Tracy, Tripp
 Tremblay, Simon
 Tropper, Marc
 Trudeau, Roger
 Trudel, Jean-Guy
 Truelson, Kevin
 Trukhno, Vyacheslav
 Turek, Ryan
 Tyunulin, Artur

ECHL Team (Year)

AK (2004)
 AK (2007)
 TOL (2010)
 MO (2017)
 ORL (2015)
 KAL (2011)
 TOL (2007)
 SC (2010)
 VIC (2006)
 LV (2009)
 RMD (1997)
 SC (2005)
 FRE (2005)
 DAY (2006)
 FLA (2010)
 FLA (2002)
 PEO (1999)
 CGA (2002)
 DAY (2008)
 FLA (2011)
 BAK (2011)
 RMD (1998)
 REA (2002, 2003)
 CHS (1999), CHR (2000)
 GRV (2002)
 PEO (1998)
 FRE (2004) BAK (2008)
 BAK (2011)
 VIC (2011)
 FW (2018)

Player

Wildgoose, Lyle
 Wilgosh, Curtis
 Williamson, Andrew
 Williamson, Brad
 Wilson, Michael
 Wolfe, Greg
 Wood, Dustin
 Wood, Stephen
 Woolf, Mark
 Wrenn, William
 Wydo, Cody

ECHL Team (Year)

RAL (1993, 1994)
 WHL (2000)
 TOL (1999, 2000)
 SC (2002, 2003)
 PHX (2009)
 ADK (2017)
 TRE (2003)
 TRE (2005)
 HNT (1995)
 AK (2013)
 WHL (2018)

- Y -**Player**

Yandle, Brian
 Yeo, Dylan
 Yetman, Patrick
 Young, Michael

ECHL Team (Year)

PHX (2008)
 VIC (2009)
 AUG (2002), DAY (2003)
 RC (2017)

- Z -**Player**

Zajac, Nolan
 Zapolski, Ryan
 Zepp, Rob
 Zion, Jon

ECHL Team (Year)

TOL (2017)
 SC (2013)
 FLA (2003)
 RMD (2003), REA (2004)

- U -**Player**

Ulanski, Kevin
 Ullrich, Mike
 Ulwelling, Matt
 Underhill, Matt
 Urquhart, Cory

ECHL Team (Year)

COL (2013)
 ORL (2015)
 CBA (2002)
 PD (2003)
 STK (2009)

- V -**Player**

Vachon, Nick
 Vail, Brady
 Valicevic, Chris

ECHL Team (Year)

KNX (1994)
 ORL (2015)
 LA (1994, 1996, 1997, 1998, 1999, 2000, 2001)
 KAL (2015)
 BRM (2017)
 ORL (2018)
 FRE (2006)
 RMD (2000)
 BR (1998)
 GRN (2011)
 LA (1999)
 AUG (2008)
 JHN (2001)
 TOL (1998), GRV (2000)
 BAK (2013)
 LBH (2006)
 HRD (1993), CHR (1997)

Valk, Curtis
 Vallorani, David
 Valteau, Nolan
 VanBallegoie, Dustin
 Vandermeer, Peter
 Van Drunen, Dave
 Vallerand, Marc-Olivier
 Varga, John
 Veideman, Adrian
 Vellinga, Mike
 Venedam, Sean
 Verreault, Francis
 Villeneuve, Steeve
 Vitucci, Nick

- W -**Player**

Wahl, Mitch
 Walby, Steffon
 Walker, Brenden
 Walker, David
 Walker, Geoff
 Wall, Alex
 Wallinheimo, Sinuhe
 Walser, Derrick
 Walsh, Tom
 Walsh, Travis
 Ward, Brian
 Ward, Colin
 Ward, Steve
 Watson, Cliff
 Wellar, Patrick
 Weller, Shawn
 Westlund, Alex
 Wetzel, Todd
 Wheeler, Shawn
 Whittle, Jeff
 Wickenheiser, Chris
 Wideman, Alex

ECHL Team (Year)

UTA (2013)
 MIS (2003, 2004)
 GWT (2015)
 ONT (2010)
 ONT (2009)
 ADK (2017)
 MIS (1998)
 JHN (2000)
 FRE (2007)
 IDH (2017)
 ADK (2017)
 NSH (1996)
 REA (2009)
 UTA (2018)
 PEO (2005)
 BAK (2010)
 DAY (2001)
 TOL (1996)
 HRD (1994), CHR (1995, 1997)
 ERIE (1994)
 NO (1999)
 IND (2017)



2018-19
ECHL Season

©2018 MARVEL

MARVEL

Game-Worn Jersey Night Auctions

*All-Star Game & Kelly Cup Finals
Game-Worn Jersey Auctions*

meigrayauctions.com

History... Authenticated



DOWNLOAD HANDBID
APP to BID

meigray.com



888-463-4472 - sales@meigray.com



CCMHOCKEY.COM/JETSPEED



BE A GAME CHANGER

SPEED AND RESPONSE

THE NEW JETSPEED STICK PROVIDES THE PUCK SPEED AND CONTROL YOU NEED WHEN THE GAME IS ON THE LINE. THE HYBRID KICK-POINT HELPS TO OPTIMIZE THE STICK'S RESPONSE WHEN LOADING YOUR SHOT, WHILE THE JETSTREAM BLADE PROVIDES A UNIQUE BLEND OF LIGHT WEIGHT FEEL AND CONTROL.

JETSPEED

CCM

MADE OF HOCKEY