



ROCHESTER AMERICANS

MEDIA GUIDE

2016-17 SEASON



AHL Affiliate of
the Buffalo Sabres


ROCHESTER AMERICANS PERSONNEL

Rochester Americans Staff Directory	4
Amerks 2016-17 Schedule	5
Amerks Executive Staff	7
Amerks Hockey Department Staff	14
Amerks Hockey Performance Department Staff	19
Amerks Front Office Personnel	23

PLAYERS

Amerks 2016-17 Roster	29
Amerks 2016-17 Pronunciation Guide	30
Amerks Player Profiles	31

SEASON IN REVIEW 2015-16

AHL Award Winners and All-Stars	95
AHL Regular Season Division Standings/Conference Standings	97
Regular Season Attendance	99
AHL Regular Season Scoring Leaders	100
AHL Regular Season Goaltending Leaders	102
AHL Regular Season Rookie Leaders	104
AHL Regular Season Defensemen Leaders	106
AHL Special Teams	108
Calder Cup Playoff Standings	109
Playoff Attendance Report	110
Playoff Overall Leaders	111
Playoff Goaltending Leaders	113
Playoff Rookie Leaders	114
Playoff Defensemen Leaders	116
Playoff Special Teams	118
Amerks Final Statistics	119
Game-By-Game Results	121
Amerks vs. the AHL	123
Regular Season Highs and Lows	124
By The Numbers	126
Shootout Results	128
Regular Season Additional Stats	129
The Last Time the Amerks	130
Ten Game Summary	131

RECORD BOOK

Year-by-Year Standings	140
Year-by-Year Statistics	167
Season Opening Results	215
All-Time Attendance Figures	216
Amerks All-Time Leaders	217
Single Season Team Records	218
Team Game Records	219
Single Season Individual Records	220
Single Season Individual Goaltender & Game Records	222
Amerks 20-Goal Scorers	223
85-Point Performances	225

PLAYOFFS

Playoff Notes	227
Calder Cup Championship Teams	229
AHL Calder Cup Champions	230
Playoff Results vs. AHL Teams	232
Amerks Playoff Series Summary	236
Amerks Playoff History	237
All-Time Playoff Leaders	246
All-Time Playoff Statistics	247
All-Time Playoff Goaltenders	263

HISTORY

All-Time Records vs. Current AHL Clubs	266
All-Time Coaches	267
Coaches Lifetime Records	269
Presidents & General Managers	270
All-Time Captains	271
Affiliation Timeline	272
Amerks Firsts & Milestones	273
Amerks Award Winners	274
Amerks AHL Award Winners	277
Amerks All-Stars	278
All-Time Forwards	279
All-Time Defensemen	291
All-Time Goaltenders	298
All-Time Offensive Goalie Stats	301
All-Time Goaltenders	304
AHL All-Time Leaders	309
Amerks Hall of Fame	310
Amerks Alumni	312

BUFFALO SABRES

Staff Directory	324
Sabres 2016-17 Schedule	326
2015-16 Regular Season Scoring Stats	327
All-Time NHL Entry Draft Selections	331
History of Affiliation	343

ELMIRA JACKALS 2016-17

Staff Directory	345
2016-17 Schedule	346
Regular Season Records/Statistics	347
Elmira Team Records	352

MEDIA INFORMATION

NHL PR Directory	354
AHL PR Directory	358
ECHL PR Directory	359
Rochester Media Directory	360
Amerks Media Information	362
Important Directions	363
The Blue Cross Arena	364
50th Anniversary Team	366
Ticket Information	367



AHL Affiliate of
the Buffalo Sabres

ROCHESTER AMERICANS
PERSONNEL




EXECUTIVE STAFF

Owner	Terrence M. Pegula
President.....	Russ Brandon
General Manager	Tim Murray
Vice President of Business Operations	Rob Kopacz
Director of Strategic Planning	Jody Gage

HOCKEY OPERATIONS DEPARTMENT

Head Coach.....	Dan Lambert
Assistant Coach	Chuck Weber
Assistant Coach	Brad Tapper
Goaltending Coach	Bob Janosz
Video Coach	Kyle Smith
Manager of Hockey Technologies/Analytics	Steve Pignata
Head Equipment Manager	Ben Laing
Assistant Equipment Manager.....	Thomas Anderson
Equipment Assistant.....	Jack Heyman

HOCKEY PERFORMANCE DEPARTMENT

Head Athletic Trainer	Bob Mowry
Assistant Athletic Trainer	Kent Weisbeck
Assistant Athletic Trainer	Bryan Gardner
Head Strength & Conditioning Coach	Jason Kilijanski
Strength & Conditioning Coach	Cedric Unholz
Massage Therapist	Brett Crompton
Applied Sports Scientist	Chad Gerhard
Sports Psychologist	Katy Turner
Team Dietician	Ashley Charlebois

TEAM DOCTORS/MEDICAL

Team Physician	Dr. Bill Wind, MD
Team Physician.....	Dr. Robert Bronstein, MD
Team Physician.....	Dr. Geoff Bernas, MD
Team Physician.....	Dr. Kevin Lesh, MD
Team Physician.....	Dr. Rajiv Jain, MD
Team Chiropractor	Dr. Donald Dudley
Team Dentist.....	Dr. Ned Nicosia, DDS
Internal Medicine.....	Dr. Marc Berliant, DDS

COMMUNICATIONS / PUBLIC RELATIONS

Director of Public and Media Relations.....	Warren Kosel
Communications Coordinator	Erica Whyte
Play-by-Play Broadcaster.....	Don Stevens
Team Photographer.....	Micheline Veluvolu

CORPORATE PARTNERSHIP

Director of Partnership Development.....	Chad Buck
Partnership Service Manager	Nicole Petit

GAME PRESENTATION

Director of Game Presentation.....	Caitlin Salemi
Editor/Videographer	Bryan Darrow

TICKET SALES & OPERATIONS

Director of Ticket Sales & Service.....	Nick Nucci
Group Sales Manager	Chris LaFlair
Youth Hockey Coordinator / Ticket Sales Associate.....	Nick Pappas
Group Sales Associate	Chad Tubbs
Group Sales Associate	Aaron Pennings
Ticket Operations Coordinator	Chris Roeder
Receptionist	Cindy Barber

MERCHANDISE

Director of Merchandise.....	Michael Kaminska
Amerks Team Store Manager.....	Hadley Merrill

GENERAL INFORMATION

Executive Offices	The Blue Cross Arena at the Rochester War Memorial
.....	One War Memorial Square
.....	Rochester, NY 14614
Ticket Hotline	1-855-GO-AMERKS
Telephone/Executive Offices	(585) 454-5335
Fax Number.....	(585) 454-3954
Website.....	www.amerks.com
Home Ice.....	The Blue Cross Arena at the Rochester War Memorial
Dimensions of Rink.....	197' x 85'
Seating Capacity.....	10,662
Location of Press Box	Suite Level
NHL Affiliate	Buffalo Sabres
ECHL Affiliate.....	Elmira Jackals
Club Colors	Red, White, Blue
Home Uniforms.....	Base - White; Trim - Blue, Red
Road Uniforms.....	Base - Blue; Trim - White, Red
Individual Ticket Prices:	
Advance Pricing	\$26.00, \$24.00, \$22.00, \$20.00, \$16.00, \$12.00
Day of Game Pricing	\$28.00, \$26.00, \$24.00, \$22.00, \$18.00, \$14.00
Home Game Times	Monday-Saturday @ 7:05 p.m.
.....	Sunday @ 3:05 p.m. & 5:05 p.m.
TV Station.....	MSG Western New York
Radio Station.....	ESPN 95.7 FM Rochester
Webcasts	AHL Live and whitk.com

PRACTICE FACILITY

Arena.....	Bill Gray's Regional Iceplex
.....	2700 Brighton-Henrietta Townline Rd.
.....	Rochester, NY 14623
Telephone Number.....	(585) 454-4625
Website.....	www.billgraysiceplex.com

MEDIA GUIDE CONTRIBUTORS

Editors.....	Warren Kosel
Copy Contributor	Don Stevens
Cover and Guide Photographer.....	Micheline Veluvolu
Cover Design & Content Layout.....	Melissa Gebhardt & Kristine Hotchkiss



PERSONNEL 2016-17 SCHEDULE



OCTOBER 2016

Day	Date	Time	Opponent
Fri	10/14/16	7:05 PM	Hershey
Sat	10/15/16	7:00 PM	@ Syracuse
Sun	10/16/16	5:05 PM	Syracuse
Fri	10/21/16	7:05 PM	Toronto
Sat	10/22/16	7:05 PM	@ Binghamton
Fri	10/28/16	6:00 PM	@ St. John's
Sat	10/29/16	6:00 PM	@ St. John's

NOVEMBER 2016

Day	Date	Time	Opponent
Fri	11/4/16	7:05 PM	Syracuse
Sat	11/5/16	7:05 PM	@ Binghamton
Sun	11/6/16	5:00 PM	@ Hershey
Fri	11/11/16	7:05 PM	Hartford
Sat	11/12/16	7:00 PM	@ Syracuse
Sun	11/13/16	3:05 PM	@ Springfield
Wed	11/16/16	7:05 PM	Albany
Fri	11/18/16	7:05 PM	St. John's
Sat	11/19/16	7:00 PM	@ Utica
Wed	11/23/16	7:05 PM	Providence
Fri	11/25/16	7:05 PM	Utica
Sat	11/26/16	5:00 PM	@ Albany
Wed	11/30/16	7:00 PM	@ Utica

DECEMBER 2016

Day	Date	Visitor	Opponent
Fri	12/2/16	7:05 PM	Toronto
Sat	12/3/16	7:00 PM	@ Syracuse
Fri	12/9/16	7:05 PM	@ Lehigh Valley
Sat	12/10/16	7:05 PM	@ Lehigh Valley
Sun	12/11/16	5:00 PM	@ Hershey
Wed	12/14/16	7:05 PM	Toronto
Fri	12/16/16	7:05 PM	@ W-B/Scranton
Sat	12/17/16	7:05 PM	St. John's
Mon	12/19/16	7:05 PM	Binghamton
Mon	12/26/16	7:05 PM	Syracuse
Wed	12/28/16	7:05 PM	Lehigh Valley
Fri	12/30/16	7:05 PM	Lehigh Valley
Sat	12/31/16	5:00 PM	@ Utica

JANUARY 2017

Day	Date	Visitor	Opponent
Fri	1/6/17	7:05 PM	Syracuse
Sat	1/7/17	5:00 PM	@ Toronto
Sun	1/8/17	3:00 PM	@ Toronto
Wed	1/11/17	7:05 PM	Hartford
Fri	1/13/17	7:05 PM	W-B/Scranton





PERSONNEL 2016-17 SCHEDULE



JANUARY 2017

Day	Date	Visitor	Opponent
Sat	1/14/17	5:00 PM	@ Toronto
Fri	1/20/17	7:05 PM	@ Providence
Sat	1/21/17	7:00 PM	@ Hartford
Sun	1/22/17	3:00 PM	@ Bridgeport
Wed	1/25/17	7:05 PM	Toronto
Fri	1/27/17	7:05 PM	Albany
Sat	1/28/17	5:00 PM	@ Albany

FEBRUARY 2017

Day	Date	Visitor	Opponent
Fri	2/3/17	7:00 PM	@ Bridgeport
Sat	2/4/17	7:30 PM	@ Hartford
Fri	2/10/17	7:05 PM	Albany
Sat	2/11/17	7:00 PM	@ Syracuse
Fri	2/17/17	7:05 PM	Bridgeport
Sat	2/18/17	7:05 PM	@ Binghamton
Sun	2/19/17	5:05 PM	Binghamton
Wed	2/22/17	7:05 PM	Utica*
Fri	2/24/17	7:05 PM	Syracuse
Sat	2/25/17	7:00 PM	@ Syracuse

* KeyBank Center in BUFFALO, NY

MARCH 2017

Day	Date	Visitor	Opponent
Fri	3/3/17	7:05 PM	St. John's
Sat	3/4/17	7:05 PM	Bridgeport
Wed	3/8/17	7:05 PM	Toronto
Fri	3/10/17	7:05 PM	St. John's
Sun	3/12/17	3:05 PM	@ Springfield
Wed	3/15/17	7:05 PM	Binghamton
Fri	3/17/17	6:00 PM	@ St. John's
Sat	3/18/17	6:00 PM	@ St. John's
Tue	3/21/17	7:00 PM	@ Toronto
Fri	3/24/17	7:05 PM	Springfield
Sat	3/25/17	7:05 PM	@ Binghamton
Sun	3/26/17	3:05 PM	Springfield
Fri	3/31/17	7:05 PM	Utica

APRIL 2017

Day	Date	Visitor	Opponent
Sat	4/1/17	7:00 PM	@ Utica
Sun	4/2/17	3:00 PM	@ Albany
Fri	4/7/17	7:05 PM	Hershey
Sat	4/8/17	7:05 PM	Utica
Sun	4/9/17	5:00 PM	@ Toronto
Wed	4/12/17	7:05 PM	Binghamton
Fri	4/14/17	7:05 PM	Albany
Sat	4/15/17	5:00 PM	@ Albany





Terry & Kim Pegula, Owners

Back in 1983, Terry Pegula told his business partner Robert H. Long, Jr., "If I ever have more than two nickels to my name, I'm going to buy the Buffalo Sabres one day." Almost 30 years later, On Feb. 22, 2011, Terry's dream came to fruition.

A NEW ERA OF SABRES HOCKEY

After taking over control of the team, the Pegulas began to rebuild the franchise. Tim Murray and Dan Bylsma were brought in as general manager and head coach, and the team added key draft picks and free agents to fill out the roster. Sam Reinhart and Jack Okposo were selected with No. 2 overall picks in the 2014 and 2015 NHL Drafts, and Murray acquired Ryan O'Reilly in a trade and Kyle Okposo via free agency. Their arrival, coupled with other acquisitions and existing players, formed the team's nucleus going forward.

The momentum of this new era has continued off the ice as well. The Sabres have seen increased home attendance and television ratings, a multimillion dollar arena renovation, and numerous national and international events awarded to the team and the city.

Buffalo was chosen to host the 2015 and 2016 NHL Scouting Combines, marking the first time in 16 years the event had been hosted in a city other than Toronto. On June 24 and 25, 2016, the eyes of the world were on Buffalo as the Sabres hosted the 2016 NHL Draft.

Internationally, the organization's bid to host the 2018 IIHF World Hockey Championship was accepted on Dec. 4, 2015. The tournament will feature the first-ever outdoor game in World Juniors history, which will be played at New Era Field.

HARBORCENTER

In 2012 Terry and Kim Pegula looked to make an even bigger impact on the City of Buffalo. On Aug. 29, 2012, it was announced that the city had selected the Pegulas and their development team to develop and construct HarborCenter, a \$200 million multipurpose facility that sits directly across from KeyBank Center, the home of the Sabres, in the city's Canalside District. HarborCenter is anchored by two new NHL-size ice rinks that are used year-round by a variety of Buffalo-area hockey teams and leagues.

Also in the facility is (716) Food and Sport, an upscale, sports-themed bar and restaurant, a one-of-a-kind Tim Hortons location that pays homage to the former Sabres player, additional retail space, a parking structure and a 200-room, full-service Marriott hotel. The Healthy Scratch, a healthy, quick-service restaurant conceptualized by Jessie and Kelly Pegula, joined the HarborCenter portfolio in 2016.

HarborCenter draws more than 500,000 people to downtown Buffalo annually and, coupled with KeyBank Center, provides a premier destination for hockey fans.



ROCHESTER REUNION

Soon after purchasing the Sabres, the Pegulas explored the idea of acquiring the Rochester Americans, the AHL team that had previously spent 29 years as the Sabres' affiliate before a three-year hiatus. On June 24, 2011, the Sabres announced the reunification of the Western New York teams as Pegula became the owner of the Amerks and resumed one of the longest and most successful partnerships between an NHL and AHL club.

TERRY & KIM PEGULA, OWNERS

ONE BUFFALO

On Friday, Oct. 14, 2014, the Pegulas realized another long-time dream as they became the second owners in the Buffalo Bills' 55-year franchise history.

"My name is Terry Pegula and the Pegulas just bought a football team. Actually, that's not totally correct... we all just bought a team... our team... the Buffalo Bills. The name of our team will not change. It will stay the Buffalo Bills."

With Terry's quote, the Pegula era of Buffalo Bills football was ushered in with the assurance that the Bills would stay in Western New York.

In August 2016, the Bills announced the team's stadium would be known as New Era Field. The stadium will serve as a prominent symbol of the partnership between two of Buffalo's most recognizable brands.



COMMITMENT TO EDUCATION

On Sept. 17, 2010 Terry and Kim donated \$88 million to Penn State University – the largest private gift in the history of the school – to fund a state-of-the-art, multi-purpose arena and a world-class practice facility, to help establish an NCAA Division I men's hockey program. The Pegulas announced in 2012 they would increase their donation to the Nittany Lion hockey program to \$102 million to allow for the endowment of student athlete scholarships.

Thanks to their generosity, Penn State has been able to add both men's and women's varsity hockey teams, who play at Pegula Ice Arena.

In 2011, the Pegulas pledged \$12 million for the construction of a new athletic center on the campus of Houghton College, Kim's alma mater. The second-largest gift in school history allowed Houghton to transition to NCAA Division III athletics. The Kerr-Pegula Athletic Complex formally opened on Oct. 4, 2014.

BEYOND SPORTS

The Pegulas expanded their business interests in the summer of 2014 by forming Pegula Sports and Entertainment, a multifaceted parent company consisting of all of the companies under the Pegula umbrella. Pegula Sports and Entertainment's roster of companies currently includes: the Buffalo Sabres and Buffalo Bills; the AHL's Rochester Americans; the NLL's Buffalo Bandits; Black River Entertainment and its related properties; Black River Publishing; Sound Stage Studio; Ronnie's Place Studio; HarborCenter and its components – (716) Food and Sport, the Academy of Hockey, and IMPACT Sports Performance, a high-performance training facility for professional and amateur athletes.

Terry is an avid sports fan and his connections to Western New York run deep. He held season tickets for the Sabres from 1980 through 1998 and lived in Buffalo during the Bills' championship years in the 1990s.

Raised in Carbondale, Pennsylvania, Terry attended Scranton Preparatory School. He entered Penn State University as a math major, but in order to stay in school, he entered the Petroleum and Natural Gas Engineering program through a scholarship. He went on to graduate with a Bachelor of Science degree in 1973 and landed his first job with Getty Oil Co. in Victoria, Texas. He later joined Felmont Oil Co., a decision that brought him to Olean, New York in 1975.

**TERRY & KIM PEGULA, OWNERS**

In 1983, he borrowed \$7,500 from family and friends to create East Resources Inc., an independent oil and gas exploration and production company operating in the Appalachian Basin. Over the next 27 years, Terry built it into one of the largest privately held companies in the United States. In July of 2010, Royal Dutch Shell purchased the assets of East Resources Inc., which continues to be active today.

Kim serves as president and chief executive officer of Pegula Sports and Entertainment, overseeing all aspects of the sports and entertainment subsidiaries that make up the multifaceted parent company.

A native of Western New York, Kim grew up in Fairport, a suburb of Rochester, New York. She attended Houghton College and graduated in 1991 with a degree in communications.

Kim began her professional career with East Resources in 1991 and was involved with the company until its sale in 2010. In that same year, Kim helped found Black River Entertainment.

Terry and Kim currently reside in Boca Raton, Florida, and have five children: Michael, Laura, Jessica, Kelly and Matthew. Their younger daughters, Jessica and Kelly, were both born in Buffalo.



Russ Brandon, *President & Alternate Governor*

Russ Brandon is in his second season as president and alternate governor of the Sabres after being named to the position on July 27, 2015.

In addition to his role with the Sabres, Brandon is also the managing partner and president of the Buffalo Bills and chief operating officer of Pegula Sports and Entertainment. In working with Pegula Sports and Entertainment to create strong synergies between the Bills and Sabres, he oversees the business operations for both teams and represents ownership interests locally, regionally and with the National Hockey League and National Football League. Additionally, Brandon serves as President of the Rochester Americans of the American Hockey League.

Before being named president of the Sabres, Brandon played a key role in facilitating the sale of the Buffalo Bills from the Wilson family to the Pegula family and aiding the Pegulas as they transitioned into their roles as the owners of an NFL franchise.

His excellent leadership skills and knowledge of the league were invaluable as he directed the Bills organization in the days that followed with the passing of founding owner Ralph Wilson, Jr. to the announcement of Terry and Kim Pegula as the new owners.

Brandon also played an integral role in negotiating a new stadium lease agreement between the Bills, the State of New York and Erie County to keep the franchise in Western New York for the foreseeable future as the three entities signed a MOU in late December of 2012 that included a renovations package to enhance the fans' game day experience at Ralph Wilson Stadium.

Brandon's abilities are highly respected on the local level and national scale as well as within the league. A testament to his talents lies in the fact that NFL Commissioner Roger Goodell in the spring of 2011 appointed him to the NFL's Business Ventures Committee, which is responsible for the oversight of various businesses of the league, including consumer products, sponsorship and marketing. In May of 2014, Brandon was appointed to the league's Draft committee, which analyzes when and where to hold the Draft each year.

In 2010, Brandon was named chief executive officer for his lead role at One Bills Drive before founding owner Ralph Wilson, Jr. entrusted him as President and CEO in 2013.

In directing the Bills' day-to-day operations as the chief operating officer from 2008-2009, Brandon's reach extended from working on the Draft and free agency to leading an effort to improve the Bills game-day experience for all fans. During that two-year span, Brandon led the organization to its only back-to-back years of 55,000-plus season ticket sales while recording what was then the second-highest total in team history in 2008 and the third highest figure in 2009, both contributing greatly to the viability of the franchise.

Brandon previously served as the team's executive vice president of business operations in 2006-2007, overseeing the team's vision and execution of all business-related endeavors. In that role he developed a strong base of strategic business and community partners.

From January of 1999 through January 2006, Brandon served as the team's vice president of business development and marketing. He and his staff have been credited with the development of the team as a regional franchise and forming strategic alliances with key business partners.

Brandon's success in the sports business field has been recognized with numerous awards and in 2001 he was the recipient of Street and Smith's Sports Business Journal's Forty Under 40 Award. In the spring of 2014 he was the recipient of the Canisius College Distinguished Citizen of the Year Award and was presented with the Excellence in Management Award from St. John

RUSSEL BRADON, PRESIDENT & ALTERNATE GOVERNOR

Fisher College's School of Business in the spring of 2013. Additionally, he has participated in the prestigious NFL Business Symposium at Stanford University.

In 1999, Brandon and his staff finalized the foundation of the regionalization plan by relocating Buffalo Bills Training Camp to St. John Fisher College in Pittsford, New York. Many consider the Bills to be the elite model for NFL training camps, prompting Brandon to extend the partnership with the school in the spring of 2012 to keep the team at St. John Fisher College for the foreseeable future.

Brandon joined the Bills in November of 1997 as executive director of business development and marketing after earning a World Series ring as a member of the Florida Marlins front office. He began his sports business career as a member of the Rochester Red Wings (then Triple-A affiliate of the Baltimore Orioles) while serving in many capacities, including assistant general manager, and in 2013 Brandon was inducted into the Red Wings' Frontier Field Walk of Fame, a walkway featuring the names of elite figures in Rochester's sports history.

A native of East Syracuse, New York, Brandon is also actively involved in regional initiatives. He is a member of the Advisory Board for the David Falk School of Sport at Syracuse University and the Board of Trustees at St. John Fisher College, and serves on the board of Buffalo Niagara Enterprise. He is also a member of the Board of Trustees for the New York State Troopers Signal 30 Benefit Fund and a member of the New York Bulls Initiative Advisory Board for the University at Buffalo.

Brandon was a four-year letterman in baseball and football at St. John Fisher College and graduated with a degree in communications. He was inducted into his alma mater's Sports Hall of Fame in 2004. He and his wife Amy have three children, sons RJ and Jack, and daughter, Grace. They reside in Williamsville, New York.



Tim Murray, *General Manager*

Named general manager of the Buffalo Sabres on Jan. 18, 2014, Tim Murray enters his 24th season in the National Hockey League and his third full season with the Sabres, leading all aspects of the club's hockey department. In addition to the Sabres, Murray oversees the hockey operations of Buffalo's AHL affiliate club, the Rochester Americans.

Murray joined the Sabres after serving as the assistant general manager for the Ottawa Senators, a post he held for seven years. Part of his duties as assistant general manager included serving as general manager of Ottawa's AHL affiliate, the 2011 Calder-Cup champion Binghamton Senators.

Prior to being named the Senators' assistant general manager in 2007, Murray spent three years (2002-2005) as the director of player personnel for the Anaheim Ducks, where he was responsible for overseeing the amateur draft and college free agents. He also served as the assistant director of player personnel for the New York Rangers for two years (2005-2007), where he evaluated potential free agents and also worked as an amateur scout. Murray began his NHL career in 1993-94, when he was hired as an amateur scout for the Detroit Red Wings. He then moved on to the Florida Panthers, where he served as a scout from 1994 to 2002.

Born in Shawville, Quebec, Murray is the nephew of former Ottawa Senators general manager Bryan Murray and Sabres assistant coach Terry Murray. Tim, Bryan and Terry Murray were all inducted into the Shawville Hockey Wall of Fame in 2012. Tim and his wife, Kathy, currently reside in Buffalo and have three children: Justin, Hailey and Jared.



Robert Kopacz, *Vice President of Business Operations*

Rob Kopacz was named Vice President of Business Operations for the Rochester Americans Hockey Club in June of 2011 upon owner Terry Pegula's purchase of the team. In this role, Kopacz oversees all day-to-day business-related activities of the Club.

During the 2013-14 season Kopacz oversaw the team's efforts to co-host the first-ever professional outdoor hockey game in Rochester, NY, as the Amerks, in conjunction with the Rochester Red Wings and Buffalo Sabres, presented an outdoor hockey festival known as the "Frozen Frontier." The 10-day event at Frontier Field featured nearly 90 events, including an Amerks game against the Lake Erie Monsters, Men's and Women's Division I Hockey, Men's Division III Hockey, a Rochester Americans vs. Buffalo Sabres Alumni game, a Buffalo Junior Sabres game, 10 high school hockey games, a 3-on-3 tournament,

countless men's and youth hockey games, practices and open skates.

Prior to the Sabres purchasing the Rochester Americans, Kopacz worked for the Buffalo Sabres from 2000 to 2011. During his tenure with the Sabres, Kopacz oversaw the marketing efforts for the Sabres, Buffalo Bandits (National Lacrosse League) and other athletic events held at First Niagara Center. He joined the Club in 2000 as an Advertising and Promotions Coordinator before being elevated to Director of Marketing and was eventually named Vice President of Marketing in 2009. Kopacz spearheaded the marketing efforts for several historic events and seasons, including the NHL's inaugural Winter Classic on New Year's Day in 2008 between the Sabres and Pittsburgh Penguins at Ralph Wilson Stadium, the 2011 IIHF World Junior Championship in Buffalo, and the Sabres' Presidents Trophy-winning season of 2006-07. Kopacz also was instrumental in managing and overseeing the marketing efforts for the 2003 NCAA Frozen Four, and the opening rounds of the NCAA Men's Division I Basketball Tournament in Buffalo for 2004, 2007, and 2010.

Kopacz began his full-time career in sports with the Rochester Rhinos soccer club in 1998, leading the organization's marketing department for three successful seasons. During each of his three years with the Rhinos, Rochester led the A-League in attendance while playing at Frontier Field. In that time, the Rhinos won two A-League Championships (1998, 2000) and the 1999 U.S. Open Cup Championship. Kopacz also oversaw the team's marketing efforts when they hosted the U.S. Women's National Team vs. Russia in 1998 in front of a sold-out crowd.

A graduate of SUNY Geneseo, Kopacz currently resides in Rochester, NY along with his wife Barbara, and their three sons, Aidan (15), Owen (13) and Evan (11), each of whom are active in school and travel hockey, soccer and lacrosse programs.



Dan Lambert, *Head Coach*

Dan Lambert was named head coach of the Rochester Americans on May 16, 2016.

Lambert becomes the 31st coach in Amerks franchise history and joins the team after spending the 2015-16 season as an assistant coach with the Buffalo Sabres. Lambert was part of Head Coach Dan Bylsma's coaching staff in Buffalo that guided the team to a 27-point improvement in the standings over the previous season.

Prior to joining the Sabres, Lambert led the Kelowna Rockets (WHL) to a 53-13-6 record and a Western Conference title in his first season as head coach in 2014-15. The Rockets followed up their regular-season success by posting a 16-3 record in the WHL Playoffs, winning the Ed Chynoweth Cup and earning a berth in the Memorial Cup, where the team fell to the Oshawa Generals (OHL) in the Final.

Before taking over as head coach in Kelowna in 2014-15, Lambert spent five seasons as an assistant coach with the Rockets from 2009-10 to 2013-14. During that time, the Rockets compiled a record of 218-117-9-16 (.640 points percentage), including a league-best 57-11-0-4 mark in 2013-14. The St. Malo, Manitoba, native began his coaching career with Kelowna immediately after retiring from his playing career.

Lambert enjoyed a 19-year professional career as a player after being drafted by the Quebec Nordiques in the sixth round (106th overall) of the 1989 NHL Draft and netted 15 points (6+9) in 29 NHL games for Quebec. Lambert also appeared in 614 combined AHL/IHL games with Fort Wayne, Halifax, Moncton, San Diego and Los Angeles, totaling 474 points (120+354) and 845 penalty minutes. He was named the IHL's outstanding defenseman in 1997-98 after recording 78 points (19+59) in 81 games for Los Angeles. He went on to spend 10 seasons playing in Germany (DEL), including five seasons as the captain of the Hannover Scorpions. In 488 DEL games, Lambert had 299 points (80+219) and 667 penalty minutes.

Lambert currently resides in Victor with his wife, Melanie. They have three daughters, Melissa (21), Julia (19) and Brooke (14).



Chuck Weber, *Assistant Coach*

Assistant coach Chuck Weber returns to Rochester for his second stint with the Amerks after serving as the team's head coach during the 2010-11 season.

Prior to joining the Amerks, Weber spent four seasons (2006-10) as Vice President of Hockey Operations and Head Coach of the ECHL's Cincinnati Cyclones, where he guided the team to Kelly Cup championships in 2008 and 2010 while compiling a regular season record of 177-92-19. A native of Lockport, New York, Weber won 45 postseason games in his four seasons, the most by an ECHL coach in a four-year period. In 2007-08, Weber was named the ECHL Coach of the Year.

After guiding Rochester to a 31-39-0-10 record in 2010-11, Weber continued as head coach, and later as associate coach and director of hockey operations, with the AHL's San Antonio Rampage from 2011 to 2014. Prior to joining Cincinnati as head coach in 2006, Weber served as an assistant coach and assistant director of hockey operations with the Utah Grizzlies (ECHL).

Weber began his coaching career during the 1999-00 season as an assistant with the Orlando Solar Bears (IHL). In his second season (2000-01) as an assistant coach, he was part of the Turner Cup championship team in the league's final season. The following year (2001-02), Weber was the assistant coach with Trenton (ECHL), and in 2002-03, Weber served as an assistant coach with the Milwaukee Admirals (AHL). He has also had coaching stints in Russia's KHL and in Great Britain, guiding the Coventry Blaze to an EIHL championship during the 2014-15 campaign.

Weber currently resides in Chili with his wife, Angie, and their son, EJ.



Brad Tapper, *Assistant Coach*

Brad Tapper joined the Rochester Americans as an assistant coach on June 6, 2016.

Tapper spent the past two seasons as an assistant coach with the AHL's Chicago Wolves, helping lead the club to a postseason appearance in 2014-15. Prior to joining Chicago, Tapper served as an assistant coach with the ECHL's Florida Everblades from 2011 to 2013 and with the Orlando Solar Bears during the 2013-14 campaign. In 2012, Tapper helped guide Florida to the ECHL's Kelly Cup Championship.

A native of Scarborough, Ontario, Tapper enjoyed a nine-year professional career as a player. He appeared in 71 career NHL games with the Atlanta Thrashers, recording 25 points (14+11) and 72 penalty minutes. He also registered 83 points (36+47) in 132 career AHL games with the Chicago Wolves and Binghamton Senators and spent his rookie season with

the IHL's Orlando Solar Bears in 2000-01 where he won a Turner Cup Championship. He was then a part of Chicago's Calder Cup-winning team in 2002. Tapper went on to spend his final three seasons in Germany.

He also played three seasons of college hockey at RPI before beginning his pro career.

During the offseason, Tapper and his wife, Alison, reside in Brooklin, Ontario, with their three children, Hudson (10), Blake (8) and Addison (7).



Robert Janosz, *Goaltending Coach*

Bob Janosz enters his 10th season as goaltending coach for the Rochester Americans organization, a role he previously held for four years with the Amerks from 2006 to 2009 before re-joining the team prior to the 2011-12 campaign. After working in the same capacity with the Florida Panthers for the 2010-11 season, Janosz was rehired by the Buffalo Sabres in August of 2011.

Janosz, 39, oversees the on-ice training, development and overall progress of the goaltending prospects within the Sabres system. Under Janosz's guidance during the 2013-14 season, Amerks goalie Nathan Lieuwen earned Team Rookie of the Year honors after posting a record of 17-11-2 with a 2.34 goals-against average, a .922 save percentage and two shutouts. He also made his NHL debut with the Buffalo Sabres, appearing in seven games. The two previous years, Amerks goalie David Leggio was voted as the team's Most Valuable

Player in back-to-back years by his teammates, leading the AHL in wins and saves during that span.

During his previous stints with the team, Janosz also worked as a video coach and a strength/conditioning coach. Prior to rejoining the Amerks in 2011, Janosz worked as a Scout for USA Hockey's National Team Development Program. He continues working for USA Hockey as a mentor for the Warren Strelow goaltending program and coaches and evaluates at the state and national camps. He also runs the Janosz School of Goaltending, conducting camps throughout New York State. Several of the goalies who have attended his camps have gone on to professional and collegiate careers.

Prior to his coaching career, Janosz, a native of Elma, NY, enjoyed a standout collegiate career at Canisius College in Buffalo. He went on to play two seasons of professional hockey from 1999-01, spending one year with the Muskegon Fury of the UHL and one with the Arkansas RiverBlades of the ECHL. Janosz also has a Master's Degree in Physical Education and Health from Canisius College.

Janosz and his wife, Jenn, have two sons, Reece and Riley.



Kyle Smith, *Video Coach*

Kyle Smith enters his sixth full season in the American Hockey League as the Rochester Americans' Video Coach.

Prior to joining the Amerks, Smith spent the 2010-11 campaign with the Buffalo Sabres in the Pro Scouting/Hockey Analytics Department, handling various tasks and working closely with Buffalo's Hockey Operations personnel. In April of 2011, Smith accepted the Interim Video Coach position with the AHL's Portland Pirates shortly before being elevated to full-time status within the Buffalo Sabres/Rochester Americans organization.

A 2011 graduate of SUNY Cortland, Smith played four years of collegiate hockey for the Red Dragons, serving as team captain his final two seasons.

He is the son of former Sabre Derek Smith.



Steve Pignata, *Manager of Hockey Technologies/Analytics*

Steve Pignata enters his fifth season as the Hockey Technologies Assistant/Hockey Analytics for the Rochester Americans in 2016-17.

Pignata, a native of Irondequoit, first joined the organization as a Hockey Operations intern during the 2008-09 season, primarily serving as a special assistant to the team's coaching staff. For the next two seasons, Pignata's role was elevated to Video Coach before returning for his second stint in the Amerks' hockey operations department for the 2011-12 campaign under the new coaching staff.

Prior to joining the Amerks, Pignata attended St. John Fisher College in Rochester, earning a degree in Sports Management.

Steve lives in Rochester with his wife, Laura



Ben Laing, *Equipment Manager*

Ben Laing enters his ninth season in professional hockey and sixth as the Rochester Americans Head Equipment Manager for the 2016-17 AHL season. Laing joined his hometown Amerks prior to the 2011-12 season after spending the 2010-11 campaign as equipment manager for the AHL's Portland Pirates.

Before making the jump to the AHL, the Rochester native spent two seasons as an equipment manager in the ECHL with Fresno (2008-09) and Stockton (2009-10). In 2009-10 while with Stockton, Laing was selected by his peers as the ECHL Equipment Manager of the Year.




Thomas Anderson, *Assistant Equipment Manager*

Thomas Anderson enters his 13th season in professional hockey and fourth as Assistant Equipment Manager with the Rochester Americans for the 2016-17 AHL season.

Anderson is in his second stint in the American Hockey League, having served in a similar capacity with the Texas Stars for the 2011-12 campaign. Prior to coming to Rochester, Anderson spent the 2012-13 campaign with his hometown Gwinnett Gladiators of the ECHL, a position he held for parts of seven different seasons.

In addition to his time with the Gladiators, Anderson has also worked in the ECHL as an Assistant Equipment Manager with the Charlotte Checkers as well as one season as the Equipment Manager for the Arena Football League's Georgia Force.

The Gwinnett native earned his start in pro sports as a stick-boy during the Gladiators' second season in 2004-05 and was a part of the staff for Gwinnett's Eastern Conference Championship team in 2005-06.



Jack Heyman, *Equipment Assistant*

The 2016-17 campaign marks Jack Heyman's 20th season as an Assistant Equipment Manager with the Rochester Americans. During his tenure with the Amerks, the Rochester native has witnessed three ownership changes and has had the privilege of working with seven different head coaches over the years.

Heyman first arrived at The Blue Cross Arena at the War Memorial as an usher in 1996, but it wasn't long before he moved into his new role when then Amerks Equipment Manager Pete Rogers took him under his wing as his assistant. It's a position he's held ever since.

As a volunteer, Heyman is responsible for providing assistance in the day-to-day care of the team's equipment needs, preparing the locker room on game days, fulfilling the needs of on-ice officials and providing guidance and instruction to the game-night equipment staff.




Bob Mowry, *Head Athletic Trainer*

Bob Mowry enters his second season as Head Athletic Trainer of the Rochester Americans in 2016-17. He comes to the Amerks after spending the previous four years as an assistant athletic trainer with the parent Buffalo Sabres, where he assisted with player treatment and training room needs on a daily basis.

Mowry also served as the assistant athletic trainer at St. Lawrence University from 2008-2011. Before joining the staff at St. Lawrence, Mowry was a training room intern for the Sabres during the 2007-08 season. Mowry received his master's degree in exercise science from the University at Buffalo.

He resides in Greece with his wife, Sue, and their son, Brayden.



Kent Weisbeck, *Assistant Athletic Trainer*

Kent Weisbeck enters his 32nd season as an Athletic Trainer for the Rochester Americans. During his tenure, he has missed only seven contests and has worked over 2,000 games. In the past 31 years he has earned two Calder Cup rings (1987 and 1996) and has worked in the Calder Cup Finals on five other occasions.

This past offseason, the longtime member of the Amerks organization was honored by the Professional Hockey Athletic Trainers Society/Society of Professional Hockey Equipment Managers (PHATS/SPHEM) with the Career Achievement Alumni Award in recognition of his dedication and excellence in his field. In August of 2016, Weisbeck was inducted into the Frontier Field Walk of Fame as a member of the Class of 2016. Since 1997, a special section at the center of Frontier Field's Walk of Fame has been designated to Rochester's sports legends.

These individuals (fans, players, management and media spanning Rochester's sports history) are those who have made a monumental impact on the community through their achievements in the Rochester-area sports scene.

During the 2009-10 season, his 25th consecutive year of service to the organization, "Snacky" became the first-ever athletic trainer in the 60-year history of the franchise to be inducted into the Amerks Hall of Fame. He was honored as the 48th member of the prestigious club, joining former Amerks head coach Randy Cunneynworth and Jim Wiemer as part of the Class of 2010.

Weisbeck worked one day in the NHL with the Buffalo Sabres, but the rest of his hours, days and years have been in Rochester. On October 23, 2010, Weisbeck reached a professional milestone working in his 2,000th game. The team honored him on November 7, 2010 with a plaque and fitted him with the first Blue Jacket, an honor bestowed to Weisbeck by then team owner Curt Styres as a testament to his personal milestone.

Weisbeck has twice had the distinction of serving as a trainer at the AHL All-Star Classic. His first time on the bench came during the 2000 All-Star Classic hosted in Rochester at The Blue Cross Arena. He was also selected as head athletic trainer for the Western Conference All-Star team for the 2011 AHL All-Star Classic in Hershey. He was selected by the American Hockey League based upon his many years of excellence and dedicated service to the AHL and the City of Rochester.

The Buffalo, NY, native graduated from the University at Buffalo in 1977 with a bachelor of science degree in physical education with a minor in athletic training. After graduating from UB, he stayed at the university to work as an assistant athletic trainer from 1977-1985. In 1985, he made the jump to the AHL and the Amerks.

Kent and his wife, Colleen, reside in Rochester with their two sons: Cameron (23) and Hunter (7).



Bryan Gardner, *Assistant Athletic Trainer*

Bryan Gardner begins his first season as an Assistant Athletic Trainer with the Rochester Americans in 2016-17.

Gardner joins the Amerks following a year as the assistant athletic trainer for the parent Buffalo Sabres, aiding in the treatment and rehabilitation of players. Prior to joining the Sabres, the Rochester native was the head strength and conditioning coach for both the Men's and Women's Division I hockey teams at the Rochester Institute of Technology, in addition to serving as an assistant athletic trainer for the other 21 athletic programs at RIT.

Gardner completed his master's in exercise science in 2013 from SUNY Cortland, where he also worked as the athletic training graduate assistant for two seasons. He graduated from Ithaca College with a degree in athletic training in 2010.

He currently resides in Fairport with his fiancé, Lisa.



Jason Kilijanski, *Head Strength and Conditioning Coach*

Jason Kilijanski enters his sixth season as the primary Strength and Conditioning Coach of the Rochester Americans. In all, the 2016-17 campaign marks Kilijanski's seventh in the American Hockey League.

Kilijanski returns to the Amerks on a full-time basis after spending last season as the Head of Transition, Athletic Development, a role that saw him oversee the conditioning efforts for players in transition between the Amerks and parent Buffalo Sabres.

Before joining the Amerks, the Buffalo, NY, native spent the 2010-11 season as the Strength and Conditioning Coach and Video Coordinator for the Portland Pirates, the Sabres' former AHL affiliate. Before joining the Pirates, Kilijanski worked for two seasons as a strength and conditioning apprentice with the Sabres.

Prior to his time with the Sabres organization, Kilijanski attended Mercyhurst University and graduated with a Bachelor's Degree in Sports Medicine, with a concentration in Health and Fitness Promotion.

Kilijanski resides in Greece with his wife, Christina, and their son, Leo.



Cedric Unholz, *Strength & Conditioning Coach*

Cedric Unholz enters his second season as a Strength & Conditioning Coach for the Rochester Americans in 2016-17.

Prior to joining the Amerks, Unholz served as the Lead Academy Strength & Conditioning Coach for Munster Rugby in Limerick, Ireland, from 2013 to 2015. From 2009 to 2012 he worked as a Strength & Conditioning Coach and Soft-Tissue Therapist for Scottish Rugby's Junior and Senior National Teams, followed by a year in Canada working as an Assistant Strength & Conditioning Coach at Simon Fraser University (Vancouver, BC) in the NCAA.

Unholz, who was born in Switzerland and raised in Australia, earned his Undergraduate Degree in Sports Science at the University of Edinburgh (Scotland) and a Masters in Strength & Conditioning at Edith Cowan University (Perth, Australia). A former professional rugby player, Unholz competed at both the international (Switzerland) and Premiership club levels (Ireland, Scotland) from 2009-2012 and 2013-2015.

Unholz currently resides in Rochester.



Brett Crompton, *Massage Therapist*

Brett Crompton enters his second season as the Massage Therapist of the Rochester Americans in 2016-17.

Prior to joining the Amerks, Crompton spent three years working at the Thai Massage School in Thailand while also spending time working in France. A native of Allentown, Pennsylvania, Crompton graduated from Messiah College in Harrisburg, Pennsylvania in 2009.

Crompton currently resides in Rochester.



Chad Gerhard, *Applied Sports Scientist*

Chad Gerhard enters his second season as an Applied Sports Scientist for the Rochester Americans in 2016-17.

Prior to joining the Amerks, where he manages data and physiology to help enhance athlete performance, Gerhard spent three years working with the US Ski and Snowboard Association in Park City, Utah. He has also served as the Head Strength & Conditioning Coach at Ignite Sports Performance in Philadelphia and as an Assistant Strength & Condition Coach at St. Joe's University.

Gerhard earned an undergraduate degree in exercise science at Bloomsburg University and his Masters in exercise science with a concentration in sport management at the University of Central Missouri. He and his wife, Lauren, currently reside in Rochester.



Katy Turner
Sports Psychologist



Ashley Charlebois
Team Dietician



Jody Gage, *Director of Strategic Planning*

Jody Gage serves as the Director of Strategic Planning in the Amerks' front office, where he has worked since the 1995-96 season. The role is Gage's fourth within the organization, having previously served as Assistant General Manager, General Manager and Director of Player Personnel during his tenure in the front office following his retirement as a player.

During Gage's 13 seasons as the team's general manager, he saw nine teams reach the finals (three hockey, six lacrosse). The Amerks advanced to the Calder Cup Finals in 1999 and 2000, and he was the Assistant General Manager when the Amerks won the 1996 Calder Cup. The Rochester Knighthawks (National Lacrosse League), a team for which he has served as GM, reached the National Lacrosse League Finals in 1999, 2000 and 2003 -- and won the 1997 Major Indoor Lacrosse League title and the 2007 National Lacrosse League crown. In his current role as VP of Player Personnel for the Knighthawks, Gage has helped lead the two to an unprecedented three straight championships (2012, 2013, 2014). Gage also served as the general manager of the Rochester Rattlers of Major League Lacrosse for eight seasons and captured the Steinfeld Cup in 2008.

In 1998-99, the AHL awarded him the James C. Hendy Award as the league's outstanding executive. Gage assembled a team that won both the AHL Empire Division Championship and the Western Conference Championship and earned a berth in the 1999 Calder Cup Finals. The 1998-99 Amerks broke franchise records for most wins (52) and most points (111), and league records for fewest goals allowed (176) and fewest road goals allowed (86). In 2004-05, the hockey team rewrote the record books, setting franchise records for points (112), shutouts (9) and consecutive wins (17). That Amerks team also won the regular season points title, while wrapping up the North Division and Western Conference.

Gage received one of the highest honors of his career in 2006, as he was inducted into the inaugural class of the AHL Hall of Fame. He joined legends Johnny Bower, Jack Butterfield, Fred Glover, Willie Marshall, Frank Mathers and Eddie Shore. The ceremony was conducted at the 2006 Rbk Hockey American Hockey League All-Star Classic in Winnipeg, Manitoba (January 31st to February 1st). In January of 2010, Gage was enshrined into the Knighthawks Hall of Fame as part of the Class of 2010. With the honors, Gage enters the Hall of Fame as the only person to now grace the Hall of Fames for two Rochester professional sports teams: the Knighthawks and the Rochester Americans.

Because his name is synonymous with AHL stardom, he was able to acquaint himself quickly with his peers off the ice, and it did not take long for him to earn a reputation as a well-respected, savvy hockey GM. In his first season, Gage's team captured the Amerks' first division title since the 1990-91 season, making him the first Amerks' GM in team history to win a division title in his inaugural season.

It was no surprise that he achieved success, having been involved with three Calder Cup championship teams during his pro career. He was a member of the Adirondack Red Wings Calder Cup team in 1981, the Amerks squad in 1987, and was Rochester's Assistant GM when the Amerks secured their sixth Calder Cup in 1996, having retired during the season due to lingering knee ailments.

Originally a third-round draft selection (45th overall) of the Detroit Red Wings in the 1979 NHL Entry Draft, the Toronto native spent six seasons in the Detroit organization before signing a free-agent contract with the Buffalo Sabres on July 31, 1985. Gage would spend the rest of his career in the Sabres and Amerks organizations, signing his final contract with the Amerks on August 23, 1995, just a few months after Steve Donner purchased the Rochester club from Buffalo in June 1995.

Dubbed "Mr. Amerk" during his 11-year career in Rochester, Gage finished as the Amerks' all-time leader in goals, assists, points and games played. He holds the Amerks' record for game-winning goals in one season (9, 1987-88) and goals/points by a right wing in one season (60/104, 1987-88). Gage is one of just three players to record 500 career AHL goals and 1,000 career AHL points, and his 17 AHL seasons tie him for third in league history. Some of his other AHL accolades include the 1987-88 AHL MVP award and a berth on the First Team All-Star squad. He also earned AHL First Team All-Star honors following the 1985-86 and 1990-91 seasons, a place on the AHL's All-Time Team in 1992 -- as chosen by the media -- and selection as the U.S. Team Captain for the AHL All-Star Game in 1995. Gage also holds AHL records for the two fastest short-handed goals in one game (8 seconds, 3/25/89), the most 40+ goal seasons (7), and the most playoff goals (51) in AHL history.

In 1999, he was inducted into the Amerks Hall of Fame. On March 19, 1999, Gage and Dick Gamble had their No. 9 retired, joining Norm "Red" Armstrong as the only players in team history to receive that honor.

Gage (born 11/29/59) resides in Chili with his wife Charlotte. The couple has a son, Ryan, and a daughter, Stefanie, as well two grandsons. Jody is an avid and accomplished golfer. He also enjoys spending time with his family.



Don Stevens, *Broadcaster*

The 2016-17 season marks Don Stevens' remarkable 31st season as the "Voice of the Rochester Americans." Stevens has seen many changes in the AHL since he first put on the headphones and called his first Amerks game at the old Rochester War Memorial. Known as the "Dean of AHL Broadcasters," Stevens has witnessed the expansion of the league to an all-time high 30 teams and the explosion of media coverage of the AHL.

Following the 2012-13 season, Stevens' 27th as the Amerks play-by-play man, he was awarded with the AHL's prestigious James H. Ellery Memorial Award for excellence in radio coverage for the second time in his career.

The Amerks' broadcaster has served the team in numerous capacities during his tenure, including public relations director, TV host, radio talk show host, and TV and radio play-by-play broadcaster. In addition, Stevens founded the AHL Broadcasters/Writers Association and served as its president.

The "Voice of the Amerks" calls games on 1280 WHTK-AM, in addition to calling select home games live on Time Warner Cable SportsChannel. He teams up with color analyst and former Buffalo Sabre Ric Seiling to bring AHL games to the City of Rochester and around the country. Stevens also had the distinction of covering the Amerks on multiple occasions over the NHL Network and SiriusXM Satellite Radio, introducing Amerks hockey on both a national and international level.

In 2009-10, Stevens called Rochester's historic 2,000th franchise win as the Amerks joined an elite club, becoming just the second team in the American Hockey League and eighth overall in North American hockey history to achieve the feat. He was also behind the microphone for five of the 10 goals scored by an AHL goaltender, most recently in 2010-11 when Binghamton's Chris Holt became the 10th netminder in league history to score a goal with his empty-netter against Rochester.

Stevens' most memorable season with the organization came during the 2010-11 campaign, his 25th with the red, white and blue. Stevens' years of dedicated service to the club was acknowledged with his enshrinement in the team's prestigious Hall of Fame as part of the Class of 2011. As the 50th member of the Hall, and just the second broadcaster inducted, Stevens joined an elite group of individuals whose tireless contributions and commitment to the franchise matches those of the original 1956 Rochester Americans.

From 1996-2009, Stevens maintained a dual role while also serving as the broadcaster for the Rochester Rhinos (United Soccer League). With the Rhinos, Stevens was part of back-to-back regular season championships (1998-99), three A-League championships in four years (1998, 1999 and 2001), the 1999 U.S. Open Cup and 14 consecutive playoff runs during his tenure. In 1998, he even covered an Amerks hockey game and the Rhinos' championship game on the same day. Stevens was inducted into the Rhinos Hall of Fame on Sept. 24, 2016 during halftime of the club's final regular-season home matchup, becoming the first broadcaster in Rhinos team history to earn the honors.

Throughout his career, he has received numerous awards for his work on radio and television. In 1993-94, he won the AHL's James H. Ellery Award, given to the person that has made outstanding contributions to the progress of the AHL for his work on the Amerks Radio Network. Stevens has also won a national ACE Award for Cable Excellence as the host of the weekly television show, "Amerks Report," and received the Rochester Press-Radio Club's Louis MacMillan Award for sportscasting excellence. In 2003, he was inducted into the Frontier Field Walk of Fame in the media category. The Walk of Fame is located inside Frontier Field and features the names of fans, players, contributors and media throughout Rochester's sports history.

With the Amerks, Stevens has broadcast seven Calder Cup Finals and the Spengler Cup in Switzerland, winning a pair of Calder Cup championships in the process. Stevens has taken the AHL to its highest level during the course of his career and has shown his true professionalism by working with younger broadcasters throughout the league. Each season he has made it a point to "promote the Rochester Americans and the American Hockey League," from his seat in the radio booth to the podium at numerous charity events.

During his career, broadcasting has taken the Wainwright, Alberta, native all over the United States, Canada and Europe. He has worked in such markets as Seattle, San Diego, Salt Lake City, Phoenix and Rochester.

THE DON STEVENS' FILE: TOP FIVE MOST MEMORABLE MOMENTS

- 1.) "My first season was 86-87, and there was a memorable moment in my very first game at the War Memorial. Shane Churla (Binghamton) went up on the stage after some of the fans."
- 2.) "Since then, there have been lots of memorable moments. One of the best was going to the championship in my first year and winning it at Sherbrooke, and coming home to the thousands of people at the airport at 4:00 in the morning."
- 3.) "That same season at Binghamton, beating the Rangers on the last night of the season in a shootout, to win the regular season championship."
- 4.) "Going to the finals seven times in my first 14 years in Rochester is just an incredible statistic."
- 5.) "Calling the first ever goal scored by a goalie by 'shooting' it directly into the net (Darcy Wakaluk in Utica), about a week before Ron Hextall did it (for the Philadelphia Flyers). In fact, I called the first four goalie goals in league history - two for (Wakaluk & Robb Stauber) and two against."



Ric Seiling, *Color Commentator*

Ric Seiling enters his 12th season as Color Commentator for the Rochester Americans after joining the Amerks broadcast team during the 2005-06 season.

Seiling partners with Hall of Fame play-by-play broadcaster Don Stevens and serves as the analyst for Amerks television and radio broadcasts. In addition to calling Amerks games, Seiling also serves as the play-by-play broadcaster for the Buffalo Junior Sabres of the Ontario Junior Hockey League (Jr. A).

A native of Elmira, Ontario, Seiling was a first round draft pick (14th overall) of the Buffalo Sabres in the 1977 NHL Draft. He went on to play 10 seasons in the NHL (1977-1987), including nine with the Sabres. In 738 career NHL games with the Sabres and Detroit Red Wings, Seiling recorded 387 points (179 goals, 208 assists) and 573 penalty minutes.



Warren Kosel, *Director of Public & Media Relations*

Direct: (585) 286-9928 **Cell:** (585) 415-7972 **E-mail:** wkosel@amerks.com

Warren Kosel enters his 11th season with the Rochester Americans and first as the team's Director of Public and Media Relations in 2016-17.

In his new role, Kosel will oversee the day-to-day communications and media relations efforts of the organization while serving as the primary contact for all local and national media outlets. Kosel also assists in the creation and execution of the Amerks digital media campaigns in addition to overseeing the team's various community outreach programs.

A native of Rochester, Kosel first joined the organization for the 2006-07 season with the former Rochester Sports Group, which consisted of the Rochester Americans (American Hockey League), the Rochester Knighthawks (National Lacrosse League), the Rochester Rhinos (United Soccer League First Division) and the Rochester Rattlers (Major League Lacrosse). During his time with the sports group, Kosel was part of two championship seasons that saw the Knighthawks claim the 2007 Champion's Cup and the Rattlers capture the 2008 Steinfeld Cup the following summer.

Kosel held a dual role with the Amerks for the 2010-11 season when he managed the public relations activities as well as all the hockey operations of the organization and previously served as the team's communications manager up until this season. He also continues to serve as the liaison for all alumni relations.

During the 2013-14 season, Kosel accompanied the Amerks when the team traveled overseas to compete in the Spengler Cup, hockey's oldest and most prestigious tournament held annually in Davos, Switzerland between Christmas and New Year's Day. The 2013 tournament marked the second time in franchise history the Amerks participated in the event. Rochester is the only AHL team and the only team in North American professional hockey to ever participate in the event after the Amerks earned a third-place finish back in 1996.

Kosel, a 2007 graduate of St. John Fisher College in Rochester, NY, resides in Penfield with his wife, Jacqueline, and their daughter, Aveline



Nick Nucci
Director of Ticket
Sales & Service



Chris LaFlair
Group Sales Manager



Nick Pappas
Youth Hockey Coordinator/
Ticket Sales Associate



Chad Tubbs
Group Sales Associate



Aaron Pennings
Group Sales Associate



Chris Roeder
Ticket Operations Coordinator



Chad Buck
Director of Partnership
Development



Nicole Petix
Partnership Service Manager




Caitlin Salemi
Director of Game
Presentation



Bryan Darrow
Video & Creative Services
Manager



Hadley Merrill
Amerks Team Store
Manager



Erica Whyte
Communications
Coordinator



Cindy Barber
Receptionist



AHL Affiliate of
the Buffalo Sabres

THE PLAYERS





2016-17 ROSTER



ROCHESTER AMERICANS

No.	Player	Pos	Ht	Wt	Birthdate	Age	Birthplace	15-16 Club(s)
2	BURGDORFER, Erik^	D	6-2	210	12/11/88	27	East Setauket, NY	Hershey-AHL
3	GEIGER, Paul*	D	6-3	212	7/28/92	24	Stouffville, ON	Albany-AHL/Clarkson University-ECAC
4	FEDUN, Taylor^	D	6-0	200	6/4/88	28	Edmonton, AB	Vancouver-NHL/Utica-AHL
5	MARTIN, Brycen*	D	6-2	200	5/9/96	20	Calgary, AB	Saskatoon-WHL/Everett-WHL
8	MUZITO-BAGENDA, Daniel*	RW	6-1	205	6/16/96	20	Umea, Sweden	Mississauga-OHL
10	SCHNEIDER, Cole^	RW	6-1	197	8/26/90	26	Williamsville, NY	Buffalo-NHL/Rochester & Binghamton-AHL
13	BAPTISTE, Nick	RW	6-1	204	8/4/95	21	Ottawa, ON	Rochester-AHL
14	KEA, Justin	C	6-4	220	2/7/94	22	Woodville, ON	Rochester-AHL/Elmira-ECHL
15	RODRIGUES, Evan	LW	5-11	176	7/28/93	23	Etobicoke, ON	Buffalo-NHL/Rochester-AHL
16	O'REILLY, Cal^	C	6-0	188	9/30/86	30	Toronto, ON	Buffalo-NHL/Rochester-AHL
17	LANE, Matthew*	LW	5-10	175	3/15/94	22	Rochester, NY	Boston University-H-East
18	KARABACEK, Vaclav*	RW	6-0	199	5/2/96	20	Prague, Czech	Baie-Comeau-QMJHL/Moncton-QMJHL
19	NYLANDER, Alexander*	LW	6-1	179	3/2/98	18	Sodertalje, Sweden	Mississauga-OHL
20	CORNEL, Eric*	C	6-2	195	4/11/96	20	Kempville, ON	Rochester-AHL/Peterborough-OHL
23	STRACHAN, Tyson^	D	6-3	215	10/30/84	31	Melfort, SK	Minnesota-NHL/Iowa-AHL
24	FASCHING, Hudson*	RW	6-2	207	7/28/95	21	Burnsville, MN	Buffalo-NHL/Univ. of Minnesota-Big-10
27	GRANT, Derek^	C	6-3	202	4/20/90	26	Abbotsford, BC	Calgary-NHL/Stockton-AHL
28	CARRIER, William	LW	6-1	194	12/20/94	21	LaSalle, QUE	Rochester-AHL
34	NELSON, Casey*	D	6-2	182	7/18/92	24	Stillwater, MN	Buffalo-NHL/Minnesota State Univ.-WCHA
37	BENNETT, Mac	D	6-0	189	3/25/91	25	Narragansett, RI	St. John's-AHL/Brampton-ECHL
39	DUPUY, Jean	LW	6-2	207	10/6/94	22	Orleans, ON	Rochester-AHL
43	CATENACCI, Dan	C	5-10	191	3/9/93	23	Richmond Hill, ON	Buffalo-NHL/Rochester-AHL
44	FALK, Justin^	D	6-5	224	10/11/88	28	Snowflake, MB	Columbus-NHL/Lake Erie-AHL
57	AUSTIN, Brady	D	6-3	232	6/16/93	23	Bobcaygeon, ON	Rochester-AHL
95	BAILEY, Justin	RW	6-4	206	7/1/95	21	Williamsville, NY	Buffalo-NHL/Rochester-AHL
1	MUSE, John^	G	5-11	185	8/1/88	28	East Falmouth, MA	Texas-AHL/Charlotte-AHL
30	ULLMARK, Linus	G	6-4	212	7/31/93	23	Lugnvik, Sweden	Buffalo-NHL/Rochester-AHL
33	KASDORF, Jason*	G	6-4	200	5/18/92	24	Winnipeg, MB	Buffalo-NHL/R.P.I.-ECAC

*Indicates rookie

^Indicates veteran

FRONT OFFICE

NHL AFFILIATE

OWNER:

PRESIDENT:

GENERAL MANAGER:

VP of BUSINESS OPERATIONS:

HEAD COACH:

ASSISTANT COACH:

ASSISTANT COACH:

GOALTENDING COACH:

HEAD ATHLETIC TRAINER:

ASSISTANT ATHLETIC TRAINER:

Buffalo Sabres

Terry and Kim Pegula

Russ Brandon

Tim Murray

Rob Kopacz

Dan Lambert

Chuck Weber

Brad Tapper

Bob Janosz

Bob Mowry

Kent Weisbeck

ASSISTANT ATHLETIC TRAINER:

HEAD STRENGTH & CONDITIONING COACH: Jason Kilijanski

STRENGTH & CONDITIONING COACH:

HEAD EQUIPMENT MANAGER:

ASSISTANT EQUIPMENT MANAGER:

VIDEO COACH:

MANAGER OF HOCKEY TECHNOLOGIES:

DIRECTOR OF PUBLIC AND MEDIA RELATIONS:

PLAY-BY-PLAY BROADCASTER:

COLOR ANALYST:

Bryan Gardner

Jason Kilijanski

Cedric Unholz

Ben Laing

Thomas Anderson

Kyle Smith

Steve Pignata

Warren Kosel

Don Stevens

Ric Seiling





PRONUNCIATION GUIDE



ROCHESTER AMERICANS

No.	Name	Position	Pronunciation
1	John Muse	G	
30	Linus Ullmark	G	(LEEN-uhs, UHL-mark)
33	Jason Kasdorf	G	
<hr/>			
2	Erik Burgdoerfer	D	(burgh-DORF-uhr)
3	Paul Geiger	D	(GUY-guhr)
4	Taylor Fedun	D	(FEH-doon)
5	Brycen Martin	D	
8	Daniel Muzito-Bagenda	RW	(MOO-zee-toh-bah-GHEN-duh)
10	Cole Schneider	RW	(SHNY-duhr)
13	Nick Baptiste	RW	(BAP-teest)
14	Justin Kea	C	(KEE-yuh)
15	Evan Rodrigues	LW	
16	Cal O'Reilly	C	
17	Matthew Lane	LW	
18	Vaclav Karabacek	RW	(VAHTS-lahv, kahr-ah-BAH-chehk)
19	Alexander Nylander	LW	(NEE-lehn-duhr)
20	Eric Cornel	RW	
23	Tyson Strachan	D	(STRAK-uhn)
24	Hudson Fasching	RW	(FASH-ing)
27	Derek Grant	C	
28	William Carrier	LW	(CARE-ee-ay)
34	Casey Nelson	D	
37	Mac Bennett	D	
39	Jean Dupuy	LW	(ZHAWN, DUH-pwee)
43	Dan Catenacci	C	(kat-uh-NATCH-ee)
44	Justin Falk	D	
57	Brady Austin	D	
95	Justin Bailey	RW	(BAY-lee)
	Dan Lambert		(lam-BARE)





BRADY AUSTIN DEFENSE

57



Born: June 16, 1993 in BOBCAYGEON, ONTARIO

Shoots: Left **Height:** 6 ft. 3 in. **Weight:** 232 lbs.

Acquired: Buffalo Sabres' seventh-round selection (193rd overall) in the 2012 NHL Entry Draft. Signed a three-year, entry-level NHL contract with Buffalo on May 29, 2014.

LAST SEASON

2015-16: Set career-highs in goals (2), points (11) and penalty minutes (37) in 72 games with the Rochester Americans (AHL) ... Matched a career-high with nine assists ... One of three Amerks to post a team-high six shots on goal in the season finale at Toronto on 4/17... Had a team-high three shots at Lake Erie on 4/10 ... Assisted on both goals in a 5-2 loss to Grand Rapids on 4/03 ... Finished +3 at Syracuse on 4/02 ... Recorded the first three-point game of his career with three assists in a 7-4 win at Syracuse on 3/12 ... Was on the ice for all three Rochester goals

in a 3-1 win over Utica on 3/11... Named alternate captain on 3/04 ... Appeared in his 100th pro game at Albany on 1/13 ... Was +2 against Hershey on 1/08 ... Set a career-high with his second goal of the season against St. John's on 12/30 ... Scored his first goal of the season in a 2-1 loss at Albany on 12/05 ... Returned to the lineup at Toronto on 11/21 ... Missed four games (11/14-11/20) due to injury... Recorded an assist and was +3 in his season debut against Lake Erie on 10/09

CAREER

2014-15: Completed his rookie season with 10 points (1+9) and 31 PIM in 66 games with the Amerks ... Appeared in one game for the Elmira Jackals (ECHL) ... Took a team-high five shots at Binghamton on 4/18 ... Notched the first multi-point game of his career with two assists and was named the game's second star against Syracuse on 2/25 ... Collected points in back-to-back games for the first time all season with an assist against Adirondack on 2/13 ... Scored his first professional goal against former Amerk Jacob Markstrom with just a second left in the first period in a 2-1 win at Utica on 2/11 ... The shorthanded tally also proved to be the game-winner... Recorded an assist at Syracuse on 1/30 ... Was +2 in a 4-1 win over Lake Erie on 12/26 ... Assigned to Rochester on 11/29 ... Made his ECHL debut with the Elmira Jackals, recording one shot on goal in a 3-2 win over Evansville on 11/28 ... Reassigned to Elmira by the Buffalo Sabres (NHL) on 11/28 ... Registered his first professional point with an assist and was +2 in a 6-1 win over Toronto on 11/14 ... Logged 17:31 of ice time in his professional debut against Adirondack on 10/10 **2013-14:** Captured career-highs in all offensive categories, including goals (9), assists (24) and points (33) through a combined 67 games with the Belleville Bulls and London Knights (OHL) ... Recorded five points (1+4) in seven games with Belleville to begin the season ... Traded to London on Oct. 9 and finished the campaign ranked second among Knights defensemen in scoring ... Ranked sixth in the OHL with a career-best +51 on-ice rating ... Scored four of his nine goals on the power-play ... Tallied three points on one goal and two assists in four playoff contests with London ... Made his Knights postseason debut in Game 1 of London's first-round series against Windsor on 3/21 ... Posted a season-long five-game point streak (2+4) from 2/07 to 2/14,

including goals in back-to-back games over that stretch ... Assisted on two goals and was a team-best +5 at Sarnia on 2/13 ... Notched a season-high three assists at Ottawa on 11/14 ... Scored his first goal with London in a 4-3 loss at Windsor on 10/19... Collected an assist in his Knights debut, a 4-1 win at Sarnia on 10/10 ... Opened the season on a four-game point streak (1+4) from 9/20 to 9/28 ... Scored a goal and added an assist in his season debut at Ottawa on 9/20 **2012-13:** Scored a career-high eight goals and added 15 assists for 23 points in 64 games with Belleville ... Ranked fifth among team defenseman in scoring ... Notched three power-play goals and contributed one shorthanded tally ... Finished with a +16 on-ice rating ... Recorded five assists and six PIM in 17 postseason appearances ... Ended the campaign with four points (3+1) over the last five regular-season games, including a three-game goal-scoring streak from 3/08 to 3/11 ... Registered a season-high three assists against Oshawa on 10/13 **2011-12:** His first season in Belleville ... Set then career-highs in assists (20), points (26), penalty minutes (59) and games played (68) ... His 26 points were second-most among Bulls blueliners and ranked 10th in overall scoring ... Notched five multi-point outings ... Netted one goal in six OHL playoff contests ... Collected his first-career multi-goal game at Kingston on 3/16 ... Opened the season with an assist in each of his first three games, including one in his Belleville debut at Ottawa on 9/23 **2010-11:** Tallied 13 points (1+12) and 47 PIM through 68 games for the Erie Otters (OHL) ... One of five Erie defensemen to have a +10 or better on-ice rating ... Appeared in seven playoff games with the Otters ... Assisted on two goals vs. Kitchener on 3/12 and at Windsor on 12/31 **2009-10:** Posted 15 points on five goals and 10 assists in 64 games as a rookie for Erie ... Ranked second on



BRADY AUSTIN DEFENSE **57**

CAREER

the team in scoring among first-year defensemen ... Tabbed a career-high three assists vs. Peterborough on 2/13 ... Scored his first goal as part of a two-goal game against Niagara on 11/06 ... Recorded his first point with an assist at Sault Ste. Marie on 9/19 ... Made his OHL debut at Sudbury on 9/18

CAREER STATS

SEASON	TEAM	LEAGUE	REGULAR SEASON					PLAYOFFS				
			GP	G	A	P	PIM	GP	G	A	P	PIM
2009-10	Erie	OHL	64	5	10	15	24	4	0	0	0	0
2010-11	Erie	OHL	59	1	12	13	47	7	0	0	0	0
2011-12	Belleville	OHL	68	6	20	26	59	6	1	0	1	0
2012-13	Belleville	OHL	64	8	15	23	22	17	0	5	5	6
2013-14	Belleville	OHL	7	1	4	5	6	-	-	-	-	-
	London	OHL	60	8	20	28	36	4	1	2	3	2
2014-15	Rochester	AHL	66	1	9	10	31	--	--	--	--	--
	Elmira	ECHL	1	0	0	0	0	-	-	-	-	-
2015-16	Rochester	AHL	72	2	9	11	37	--	--	--	--	--
Amerks/AHL Totals			138	3	18	21	68	--	--	--	--	--
ECHL Totals			1	0	0	0	0	-	-	-	-	-
Junior Totals			322	29	81	110	194	38	2	7	9	8
Pro Totals			139	3	18	21	68	-	-	-	-	-





JUSTIN BAILEY RIGHT WING

95



Born: **July 1, 1995** in WILLIAMSVILLE, NEW YORK

Shoots: **Right** Height: **6 ft. 4 in.** Weight: **206 lbs.**

Acquired: **Buffalo Sabres' second-round selection (52nd overall) in the 2013 NHL Entry Draft.**

Signed a three-year, entry-level NHL contact with Buffalo on November 2, 2014.

LAST SEASON

2015-16: Appeared in eight games for the Buffalo Sabres (NHL) ... Enjoyed a breakout year with the Rochester Americans, recording 45 points on (20+25) in 70 AHL appearances ... Ranked third on the team and finished 12th in scoring among AHL rookies ... Fourth among all first-year players with 186 shots on goal ... One of three Amerks to score 20 or more goals on the season ... Compiled eight multi-point games, including four multi-goal outings ... Scored his 20th goal of the season against Lake Erie on 4/09, becoming the first Amerks rookie to reach the mark since Drew Stafford scored 22 goals in 34 games during the 2006-07 campaign ... Returned to Rochester on 4/05 ... Received third recall from Buffalo on 4/04... Registered his 18th and 19th goals of the season and was +2 at Syracuse on 4/02 ... Matched a season-long five-game point streak (4+4) from 3/16 to 3/25 ... Collected two assists, including one on the game-winner with four seconds left in regulation of a 6-5 come-from-behind win over St. John's on 3/23... Scored for the third straight game against Providence on 3/20 ... Factored in on all three Rochester goals, scoring twice and adding an assist, in a 5-3 loss at Binghamton on 3/19 ... Became the first Amerks rookie to reach 15 goals since Johan Larsson and Brian Flynn each netted 16 during the 2012-13 campaign... Totaled eight points (2+6) over a season-long five-game point streak from 2/20 to 3/12, beginning and ending with multi-point games... Netted the game-winner against Utica on 3/11 ... Assigned back to Rochester on 2/29 ... Logged an NHL season-high 14:04 of ice time at San Jose on 2/26 ... Recalled by the Sabres on 2/20... Recorded three assists in

a 6-2 win at Syracuse on 2/20 ... Had a three-game point streak (4+2) from 1/30 to 2/06 ... Reassigned to Rochester on 2/18 ... Made his home debut for the Sabres against Montreal on 2/12 ... Took seven shots and logged 11:54 of ice time in his NHL debut at Philadelphia on 2/11, becoming the fifth Buffalo native to play for the hometown Sabres ... Was the first Sabres rookie to record seven shots in his first NHL game since Alexander Mogilny... Earned his first-ever NHL recall from the Buffalo Sabres on 2/10 ... Tallied the first three-point night of his career with two goals and an assist in a 4-0 win at Binghamton on 2/06 ... Had two points (1+1) at Syracuse on 2/05... Posted a four-game point streak (1+4) from 1/18 to 1/27 ... Collected two assists and a game-high eight shots at Grand Rapids on 1/22... Scored the lone goal in a 2-1 loss to Syracuse on 1/18... Notched the first multi-goal game of his career with two goals at Bridgeport on 1/02 ... Scored the shootout-deciding goal in a 3-2 win over St. John's at the First Niagara Center in Buffalo on 12/30 ... Assisted on Bobby Sanguinetti's overtime goal in a 3-2 win over Bridgeport on 11/20 ... Had a three-game point streak (2+1) from 10/31 to 11/06 ... Earned the primary assist on the game-winning goal against Binghamton on 11/06 ... Found the back of the net for the second straight game at Hartford on 11/01 ... Scored his first pro goal in a 4-3 win at Portland on 10/31 ... Recorded his first pro point with an assist against Utica on 10/10 ... Made his professional/AHL debut against Lake Erie on 10/09, logging 11:21 of ice time

CAREER

2014-15: Split his final Ontario Hockey League campaign between the Kitchener Rangers and Sault Ste. Marie Greyhounds, totaling 69 points on 34 goals and 35 assists ... Established career-highs in all offensive categories over a combined 57 regular-season appearances ... Traded midseason to Sault Ste. Marie, where he finished tied for the team lead in goals and ranked fifth in points while helping the Greyhounds to an OHL-best 54-12-0-2 regular-season record (110 points) ... Finished 18th among the league's top goal-scorers ... Tied for sixth in the OHL with a team-high three shorthanded goals ... Second on the team with 10 power-play markers ... Garnered 17 multi-point outings, including a trio of hat tricks ... Was a point-per-game player during the postseason, recording 14 points (7+7) in 14 playoff contests as Sault Ste. Marie

advanced to the Western Conference Finals ... Tied for fourth on the team in postseason scoring ... Scored four of his seven goals on the man-advantage, tying for fifth-most in the league in that category ... Tied for 14th overall in playoff goals ... Collected 10 points (4+6) over a five-game point streak in the postseason from 3/28 to 4/09 ... Gathered eight points (4+4) on a five-game point streak from 2/11 to 2/18 ... Scored twice and assisted on two others at Mississauga on 1/23 ... Captured his third hat trick of the season and finished +2 in 12-5 rout of Saginaw on 1/14 ... Had three points (2+1) in his first game as Greyhound, a 6-5 win over Sudbury on 1/07... Dealt to first-place Sault Ste. Marie on 1/06 ... Led the Rangers in scoring with 22 goals and 41 points at the time of the trade ... Tallied three points (2+1) in his final

CAREER

game for Kitchener at Niagara on 1/03 ... Named the Pioneer Energy OHL Player of the Week for period ending Nov. 16 after leading the league in scoring with seven points (4+3) and a +2 on-ice rating in three games ... Notched his second hat trick of the season by scoring three different ways (once at even strength, one shorthanded and once on the power-play) and tacked on an assist in a 5-3 win over Plymouth on 11/14... Contributed three points (1+2) and was +2 vs. Peterborough on 11/07 ... Opened the season on a nine-game point streak from 9/26 to 10/21, over which he recorded 14 (8+6) ... Scored his first of three hat tricks on the year in a 5-4 loss at Erie on 10/11 **2013-14:** Scored 25 goals and amassed 43 points while appearing in 54 games for Kitchener ... Tied for the team lead in goals and finished second in points ... Notched five goals on the power-play ... Collected 11 multi-point games, including three different outings with two goals or more ... Registered his first career hat trick and added an assist to factor in on all four goals in a 10-4 loss to Guelph on 2/04 ... Netted a pair of goals against Sarnia on 1/03 ... Posted a three-game goal-scoring

streak (4+0) from 12/15 to 12/28 ... Recorded three points (1+2) at Erie on 11/19 ... Scored two goals in a 4-1 win vs. Sarnia on 10/04 ... Tallied two assists vs. Peterborough on 9/27 ... Opened the campaign with a goal in a 4-2 win over Saginaw on 9/20 **2012-13:** Registered 36 points (17+19) and 34 PIM in 57 games with the Kitchen Rangers (OHL) ... Ranked fourth on the team in goals and sixth in points while finishing 12th in scoring among league rookies ... Posted a career-high +22 on-ice rating, good for second on the team in that category ... Added three points (1+2) in 10 postseason appearances with Kitchener ... Collected four points (1+3) over a three-game point streak from 2/16 to 2/22 ... Recorded a season-high four points (2+2) vs. Erie on 2/03 ... Had a three-game point streak (2+2) from 1/25 to 1/27... Had a three-game point streak (2+3) from 1/11 to 1/18... Scored his first-career goal as part of a two-goal game against Kingston on 10/21... Made his OHL debut at Mississauga on 9/21 **2011-12:** Scored one goal in just two games with the Indiana Ice of the USHL

PERSONAL

The son of former Buffalo Bills linebacker Carlton Bailey, who played nine seasons in the National Football League. Carlton was a member of the Bills from 1988-92 and played in Buffalo's first three of four straight

Super Bowl appearances before joining the New York Giants for two seasons (1993-94) and playing his final three years with the Carolina Panthers (1995-97).

CAREER STATS

SEASON	TEAM	LEAGUE	REGULAR SEASON					PLAYOFFS				
			GP	G	A	P	PIM	GP	G	A	P	PIM
2011-12	Indiana	USHL	2	1	0	1	0	-	-	-	-	-
2012-13	Kitchener	OHL	57	17	19	36	34	10	1	2	3	4
2013-14	Kitchener	OHL	54	25	18	43	20	-	-	-	-	-
2014-15	Kitchener	OHL	35	22	19	41	32	-	-	-	-	-
	Sault Ste. Marie	OHL	22	12	16	28	12	14	7	7	14	6
2015-16	Buffalo	NHL	8	0	0	0	2	-	-	-	-	-
	Rochester	AHL	70	20	25	45	16	--	--	--	--	--
Amerks/AHL Totals			70	20	25	45	16	--	--	--	--	--
NHL Totals			8	0	0	0	2	-	-	-	-	-
Junior Totals			170	77	72	149	98	24	8	9	17	10
Pro Totals			78	20	25	45	18	-	-	-	-	-



NICK BAPTISTE RIGHT WING

13



Born: August 4, 1995 in OTTAWA, ONTARIO
Shoots: Right **Height:** 6 ft. 1 in. **Weight:** 204 lbs.
Acquired: Buffalo Sabres' third-round selection (69th overall) in the 2013 NHL Entry Draft.
Signed a three-year, entry-level NHL contract with Buffalo on May 31, 2014.

LAST SEASON

2015-16: Amassed 28 points (13+15) in 62 games during his rookie season with the Rochester Americans (AHL) ... Ranked third in scoring among Amerks rookies ... Recorded an assist in the season finale at Toronto on 4/17... Notched two points (1+1) in a 4-3 overtime loss to Lake Erie on 4/09... Netted the lone goal and took a team-high seven shots in a 3-1 loss at Syracuse on 3/26... Scored a goal in back-to-back games at Syracuse on 3/12 and vs. Binghamton on 3/13... Assisted on both Rochester goals in a 5-2 loss at Lake Erie on 2/25... Netted

the game-winner at Syracuse on 2/20... Returned to the lineup against Albany on 2/12... Missed 12 games (1/10-2/06) due to injury... Collected two assists in a 6-5 win at Binghamton on 11/28... Scored his first pro goal and added an assist for the first multi-point game of his career in a 4-3 shootout win over Syracuse on 10/25... Recorded his first professional point with an assist in his AHL debut against Lake Erie on 10/09

CAREER

2014-15: Totaled 64 points on 32 goals and 32 assists in 53 games between the Sudbury Wolves and Erie Otters (OHL)... Traded midseason to Erie, where he finished the campaign fifth on the team in scoring while averaging 1.21 points per game... Tied for fourth in the league with 16 power-play goals, 13 of which came with the Otters... Ranked sixth in the OHL in postseason scoring after adding 23 points (12+11) in 20 playoff contests during Erie's long run to the J. Ross Robertson Cup Finals... Placed fourth overall with 12 playoff goals, including a league-best six power-play tallies, and finished 12th with 11 assists... Owned the fourth-longest point streak in the 2015 Playoffs when he amassed 14 points (7+7) over eight games from 4/12 to 5/02... All seven goals came in the final four games over that stretch... Recorded 17 multi-point outings during the regular season, nine of which included three points or more... Began the season with 11 points (6+5) in 12 games for Sudbury... Closed out the season with two goals at Niagara on 3/22... Recorded a season-high four points (1+3) twice in a span of four games: 10-5 victory over Barrie on 3/04 and an 8-4 win against Guelph on 2/25... Assembled a season-long eight-game point streak of nine goals and 10 assists between 2/16 and 3/07... Posted a seven-game point streak from 1/23 to 2/07, over which he scored five goals and five assists... Tallied 12 points (4+8) over a six-game point streak from 12/09 to 1/02... Finished with two goals, including the game-winner, and added an assist in a 4-3 win vs. Guelph on 12/31... Had two goals in a 4-3 over Owen Sound on 12/03... Registered his first point as an Otter with an assist at London on 11/28... Made his Otters debut against Mississauga on 11/27... Picked up an assist in his final game for the Wolves against North Bay on 11/21... Notched three points (1+2) at Niagara on 11/01... Scored twice in Sudbury's 6-4

season-opening loss to Peterborough on 10/24 **2013-14:** Completed his third season with Sudbury, setting career-highs in goals (45), assists (44), points (89) and penalty minutes (59) while appearing in 65 games... Led the team in goals and points and ranked second in assists... One of just two Wolves skaters to reach the 40-goal mark during the regular season, more than doubling his goal total from 2012-13... Tied for fourth in the OHL in goals and finished 12th overall in points... Accounted for 12 of his 45 tallies on the power-play, good enough for second-most on the team and 16th in the league... Paced Sudbury with three shorthanded goals... Averaged a team-best 1.37 points per game and while closing out the season with a career-high +20 on-ice rating... Compiled a team-high 28 multi-point outings, including two four-point games and a pair of hat tricks... Was twice held scoreless in three straight games, the longest stretch without a point all season... Added five points (1+4) in as many playoff contests to lead the Wolves in postseason scoring... Notched three points (1+2) and four PIM in Game 3 of Sudbury's first-round series against Barrie on 3/25... Tallied his second consecutive three-point game (2+1) at Mississauga on 2/17... Closed out the regular season with a season-long seven-game point streak (6+6), scoring a goal in six of Sudbury's final seven games... Registered his second hat trick of the season in a 5-3 win at Niagara on 2/16... Scored twice and added a pair of assists at Barrie on 1/30... Posted his second six-game point streak (4+6) from 10/13 to 10/27... Collected a four-point (1+3) night at Barrie on 10/05... Recorded his first career hat trick in a 7-4 win over Peterborough on 10/04... Opened the campaign on a six-game point streak ((8+4) from 9/21 to 10/05 **2012-13:** Enjoyed a breakout season with the OHL's Sudbury Wolves, appearing in 66 games... Finished third on the team in goals (21), assists (27) and points (48)... One of just four

NICK BAPTISTE RIGHT WING **13**

CAREER

Wolves players to reach the 20-goal plateau... Ranked second among Sudbury skaters with 10 power-play goals... Averaged .73 points per game... Closed the campaign with four points (3+1) over the final three regular-season games... Had a four-game assist streak (0+4) from 2/18 to 2/24... Collected his first multi-goal game (2+0) against Kitchener on 1/20... Had a four-game point streak (3+3) from 12/06 to 12/14... Notched three goals with one assist in nine OHL playoff games **2011-12**: Earned 27 points on eight goals and 19 assists in 64 games with Sudbury as a first-year player... Ranked second among team rookies and finished ninth in overall scoring... Tallied a season-high three points (1+2) vs.

Sault St. Marie on 2/08... Recorded his first goal and assist vs. Kingston on 10/15... Made his OHL debut vs. Mississauga on 9/23... Appeared in four playoff games **2010-11**: Scored one goal in just two games with the Cumberland Grads of the Central Canada Hockey League (CCHL) **INTERNATIONAL COMPETITION**: Earned a gold medal while playing for Team Canada at the 2013 Under-18 World Junior Championship in Sochi, Russia ... Finished the tournament with eight points on three goals and five assists, including two helpers in Canada's 3-2 victory over the United States in the gold medal game

CAREER STATS

			REGULAR SEASON					PLAYOFFS				
SEASON	TEAM	LEAGUE	GP	G	A	P	PIM	GP	G	A	P	PIM
2010-11	Cumberland	CCHL	2	1	0	1	0	-	-	-	-	-
2011-12	Sudbury	OHL	64	8	19	27	42	4	0	0	0	2
2012-13	Sudbury	OHL	66	21	27	48	44	9	3	1	4	6
2013-14	Sudbury	OHL	65	45	44	89	59	5	1	4	5	8
2014-15	Sudbury	OHL	12	6	5	11	8	-	-	-	-	-
	Erie	OHL	41	26	27	53	18	20	12	11	23	10
2015-16	Rochester	AHL	62	13	15	28	30	--	--	--	--	--
Amerks/AHL Totals			62	13	15	28	30	--	--	--	--	--
Junior Totals			250	107	122	229	171	38	16	16	32	26
Pro Totals			62	13	15	28	30	-	-	-	-	-





MAC BENNETT DEFENSE

37



Born: **March 25, 1991** in NARRAGANSETT, RHODE ISLAND

Shoots: **Left** Height: **6 ft. 0 in.** Weight: **189 lbs.**

Acquired: **Signed a one-year American Hockey League contract with the Rochester Americans on July 2, 2016.**

Drafted: **Montreal Canadiens' third-round selection (79th overall) in the 2009 NHL Entry Draft.**

LAST SEASON

2015-16: Appeared in 35 games for the St. John's IceCaps (AHL), recording three points on one goal and two assists ... Collected one assist in four appearances with the Brampton Beast (ECHL) ... Registered an assist in his ECHL debut against Wheeling on 2/19 ... Racked up a

team-high nine PIM at Utica on 1/02 ... His lone goal of the season was the game-winner in 3-2 win over Binghamton on 10/21 ... Tallied an assist on his team's only goal at Bridgeport on 10/11 ... Made his St. John's debut at Hartford on 10/10

CAREER

2014-15: Played the duration of his rookie campaign with the Hamilton Bulldogs of the American Hockey League, recording 12 points (4+8) and 10 PIM in 59 games ... Tied for first among team defenseman with four goals and finished fifth among all Hamilton rookies in points ... Closed out the season with an assist at Lake Erie on 4/17 ... Was +2 with three shots at Iowa on 1/31 ... Scored twice on the power-play for his first career multi-goal game and had the game-winner with a team-high four shots in a 5-2 win at St. John's on 12/17 ... Posted a three-game point streak (1+2) from 10/31 to 11/04 ... Scored his first pro goal in a 6-1 win over Rochester on 11/04 ... Notched his first pro point with an assist on the game-winning goal at Charlotte on 10/31 ... Made his professional debut at Rochester on 10/11 **2013-14:** Completed his senior year at the University of Michigan with 14 points (2+12) in 31 games while serving as team captain of the Big-Ten Wolverines ... One of the top offensive defensemen, he finished tied for sixth with 12 assists and ranked seventh among league defensemen in overall scoring ... An All-Big Ten Second Team selection and recipient of the Vic Heyleger Award as Michigan's Best Defenseman ... Finished second on the team with a +12 on-ice rating and had 58 blocked shots ... Registered a total of 10 blocked shots in the weekend series vs. Minnesota from 3/14 to 3/15 ... Notched two assists against Minnesota on 2/14 ... Recorded a career-high-tying three assists vs. Penn State on 2/07 ... Registered an assist and two blocked shots on 1/31 vs. Wisconsin ... Recorded a goal and an assist on 1/24 vs. Michigan State University ... Scored his first goal of the season and recorded four blocked shots vs. Ohio State on 12/02) ... Registered two assists vs. Michigan Tech on 11/01 ... Blocked four shots against RIT on 10/12 ... Recipient of the Jacob W. Haas Scholarship **2012-13:** Named alternate captain prior to his junior season ... Recorded 18 points (6+12) in 32 games to rank second among all Michigan defensemen in scoring ... His six goals were also second-best among blueliners ... Tallied two assists at Western Michigan

University on 3/15 ... Scored his sixth goal on the season on 3/09 vs. Northern Michigan University ... Recorded one goal and one assist in the weekend series at Notre Dame from 2/08 and 2/09 in his first game action since 1/08 vs. Bowling Green ... Scored the team's lone goal vs. Cornell on 11/24, his fourth of the season ... Named CCHA Defenseman of the Week for the week ending Nov. 4 ... Earned two points (1+1) at Northern Michigan University on 11/03 ... Recorded two assists on 10/19 vs. Bentley, giving him points in three straight games ... Totaled two points (1+1 over a weekend series with RIT on 10/11 and 10/12 ... Recipient of the Al and Gerry Walk Scholarship for Men's Ice Hockey **2011-12:** Tallied a career-high 21 points (4+17) in 41 games during his sophomore season at Michigan University ... Recorded one assist in the NCAA Midwest Regional Semifinals vs. Cornell on 3/23 ... Earned points in three straight games (1+3) from 2/24 to 3/09 ... Tallied two assists at Bowling Green on 2/24 ... Registered three assists over a two-game span from 11/25 to 11/27 ... Posted a career-high five-game point streak (2+3) from 10/22 to 11/05 ... Scored one goal in each game vs. Western Michigan University on 11/04 and 11/05, including the game-winner in the second matchup ... Picked up his second assist in as many games vs. Ferris State on 10/27 ... Posted a career-high for points and assists with three helpers, and tied for the team lead with a plus-5 rating vs. St. Lawrence on 10/13 ... Took one shot and earned a plus-1 rating vs. Niagara on 10/04 ... Recipient of the David Blumenfeld Scholarship for Ice Hockey **2010-11:** Produced 12 points on two goals and 10 assists in 32 games a freshman ... Helped the Wolverines capture the Great Lakes Invitational and the CCHA regular season championship during Michigan's run to the NCAA Frozen Four title game ... Tallied first career goal and multi-point game vs. Michigan State University on 1/08 ... Made collegiate debut and registered his first career point with an assist vs. Mercyhurst on 10/02 ... Recipient of the Andrew K. Abel and Tama D. Abel, M.D. Scholarship for Men's Ice Hockey

CAREER

2009-10: Skated with the Cedar Rapids Rough Riders of the United States Hockey League ... Scored nine goals and added 14 assists in 53 games to finish second among team defensemen in scoring ... Contributed one goal in two playoff contests ... Played in USHL All-Star Game and was named to the USHL All-Rookie Team ... Assisted on two goals in a 6-1 rout of Waterloo on 3/20 ... Notched three points (2+1), including the

game-winning goal, in a 7-5 win over Des Moines on 1/02 ... Totaled five points (2+3) over a season-long three-game point streak from 11/28 to 12/05 **INTERNATIONAL COMPETITION:** Skated for Team USA at the 2009 World Junior 'A' Challenge where he won a gold medal and was named to the tournament's All-Star team.

CAREER STATS

SEASON	TEAM	LEAGUE	REGULAR SEASON					PLAYOFFS				
			GP	G	A	P	PIM	GP	G	A	P	PIM
2009-10	Cedar Rapids	USHL	53	9	14	23	34	2	1	0	1	0
2010-11	U. of Michigan	CCHA	32	2	10	12	21	-	-	-	-	-
2011-12	U. of Michigan	CCHA	41	4	17	21	18	-	-	-	-	-
2012-13	U. of Michigan	CCHA	32	6	12	18	4	-	-	-	-	-
2013-14	U. of Michigan	Big-10	31	2	12	14	10	-	-	-	-	-
2014-15	Hamilton	AHL	59	4	8	12	10	-	-	-	-	-
2015-16	St. John's	AHL	35	1	2	3	30	-	-	-	-	-
	Brampton	ECHL	4	0	1	1	0	-	-	-	-	-
AHL Totals			94	5	10	15	40	--	--	--	--	--
ECHL Totals			4	0	1	1	0	-	-	-	-	-
College Totals			137	14	51	65	53	-	-	-	-	-
Junior Totals			53	9	14	23	34	2	1	0	1	0
Pro Totals			98	5	11	16	40	-	-	-	-	-



ERIK BURGDOERFER DEFENSE

2



Born: **December 11, 1988** in EAST SETAUKET, NEW YORK

Shoots: **Right** Height: **6 ft. 2 in.** Weight: **210 lbs.**

Acquired: **Signed a one-year, two-way NHL contract as an undrafted free agent with the Buffalo Sabres on July 21, 2016.**

LAST SEASON

2015-16: Completed his sixth pro season and second with the Hershey Bears, posting AHL career-highs in goals (6), assists (14) and points (20) ... Ranked fifth in scoring among team defensemen while appearing in all but two games for the Bears ... Anchored a Hershey defense that allowed the fourth-fewest shots per game (27.86) during the regular season ... Appeared in all 21 postseason contests during Hershey's run to the Calder Cup Finals, recording four assists and 18 PIM ... Had two-

point (1+1) nights at St. John's on 3/13 and at Lehigh Valley on 3/23 ... Notched three assists, including one on the game-winning goal, in a 6-3 win over Utica on 1/10 ... Racked up a team-high 17 PIM against Toronto on 12/19 ... Scored his first goal of the season and added an assist in a 3-2 loss at Wilkes-Barre/Scranton on 11/28 ... Made his season debut at Springfield on 10/10

CAREER

2014-15: Skated in three ECHL games for the South Carolina Stingrays to begin the campaign before earning his first full-time AHL call-up to Hershey, where he finished out the regular season with seven points (1+7) in 58 games ... Added one assist in 10 playoff appearances with the Bears ... Helped set up the overtime game-winner in a 5-4 win over Providence on 2/22 ... Scored his first goal as a Bear and was named the game's second star in a 2-1 win over Wilkes-Barre/Scranton on 1/03 ... Registered an assist in his Hershey debut at Worcester on 11/01 ... Recorded three shots at Greenville on 10/24 ... Made his season debut for South Carolina at Florida on 10/17 **2013-14:** Joined the Oklahoma City Barons (AHL) for three games, recording one assist and four PIM ... Amassed a career-high 22 points on 11 goals and 11 assists in 67 ECHL games for the Bakersfield Condors, his fourth season with the club ... Led Bakersfield to an appearance in the Western Conference Finals after contributing six points (1+5) and appearing in all 16 postseason matchups ... Finished third in scoring among Condors blueliners while serving as assistant captain ... Totaled four goals over a three-game goal-scoring streak from 2/17 to 2/25 ... Netted a pair of goals, including the game-winner, and was +2 in a 3-0 win over Alaska on 2/17 ... Collected three points (1+2) over a three-game point streak from 1/18 to 1/24 ... Registered the primary assist on Derek Nesbitt's third-period goal for his first career AHL point against San Antonio on 1/04 ... Made his AHL debut at San Antonio on 1/03 ... Scored twice in a 5-2 win over Utah on 12/14, including once on a penalty shot ... Had a season-long three-game assist streak from 11/27 to 12/06 ... Took a team-high eight shots against San Francisco on 11/26 ... Netted his first goal of the season vs. Stockton on 10/25 ... Assisted on the lone goal in a season-opening loss against Colorado on 10/18 **2012-13:** Scored four goals and added a career-high 17 assists in 71 games for Bakersfield

... His 21 points tied for the team lead among defensemen and tied for seventh overall ... Posted a three-game point streak (2+2) from 3/13 to 3/17 ... Had two goals to go along with a team-high six shots against Utah on 3/15 ... Tallied two assists at Utah on 1/19 ... Factored in on both Condors goals with a pair of assists in a 4-2 loss to San Francisco on 11/20 **2011-12:** Recorded his second straight 16-point season for Bakersfield on five goals and 11 assists in 60 games to rank third in scoring among team defensemen ... Had a three-game assist streak (0+3) from 3/10 to 3/16 ... Picked up assists in back-to-back games at Ontario on 1/16 and at Utah on 1/19 ... Netted his first goal of the campaign at Utah on 10/21 **2010-11:** Appeared in a team-high 68 games for Bakersfield while helping the Condors to a 41-29-2 record and first-place finish atop the Pacific Division ... Ranked first among all rookie defensemen in scoring with 16 points (2+14) ... His two goals on the season were both part of two-point nights and both game-winners ... Totaled four points (1+3) over a season-long three-game point streak from 1/30 to 2/05 ... Scored his first pro goal and added an assist in a 4-1 win over Ontario on 12/11 ... Recorded his first two points as well as the first multi-point effort of his career with two assists at Utah on 10/22 **2009-10:** Skated in three games with Bakersfield following the completion of his collegiate career at Rensselaer Polytechnic Institute (R.P.I., ECAC) ... Appeared in all 39 games for the Engineers, scoring one goal with assists ... Named an ECAC Hockey All-Academic honoree ... Notched two assists in 22 ECAC contests ... Made his professional debut at Las Vegas on 3/12 and racked up 10 PIM over the three-game series against the Wranglers ... Collected an assist in the first-round playoff series vs. Brown on 3/07 ... Netted his only goal of the season in a 5-3 win over Boston University on 12/11 ... Had assists in the first two games of the season vs. Massachusetts on 10/08 and No. 16 New Hampshire on



ERIK BURGDOERFER DEFENSE **2**

CAREER

10/10 **2008-09:** Finished his junior season at R.P.I. with five points (3+2) and a team-high 106 PIM in 35 games ... Scored two goals with one assist in 19 ECAC contests ... Notched an assist in 3-2 overtime win in game 1 of ECAC Hockey first-round series at Dartmouth on 3/06 ... Registered a season-high three points (2+1) in a 5-1 win at No. 7 Princeton on 1/10 **2007-08:** Played in 32 games as a sophomore, earning five points on two goals and three assists ... Assessed 18 penalties for 47 minutes ... Totaled three points (2+1) and 33 PIM in 19 league contests ... Tallied a goal and an assist in a 4-2 win over St. Lawrence on 2/22 ... Scored in a 4-3 win at Princeton on 11/30 **2006-07:** Completed his rookie campaign at R.P.I. with two points (1+1) in 23 appearances for the Engineers ... Assessed 16 penalties for 32 minutes ... Named an ECAC Hockey League Weekly Honor Roll on for period

ending Jan. 15 ... Scored his first collegiate goal in a 6-5 victory against Brown University on 2/23 ... Recorded his first collegiate point – an assist – in a 4-3 win at Brown on 1/27 ... Was the co-recipient of the team’s Most Improved Player Award (shared with Andrei Uryadov) **2005-06:** Amassed 16 points (6+10) in 45 games as a member of the New York Apple Core of the Eastern Junior Hockey League (EJHL) ... Tied for first among team blueliners in goals and ranked second in points, earning All-EJHL honors **INTERNATIONAL COMPETITION:** Represented the United States at the USA National Under-16 (2004) and Under-17 (2005) Festivals ... Played in New York State Under-15, Under-16 and Under-17 Festivals ... Skated in the Empire State Games in 2004 and 2005, winning two silver medals ... Served as team captain in 2005

CAREER STATS

SEASON	TEAM	LEAGUE	REGULAR SEASON					PLAYOFFS				
			GP	G	A	P	PIM	GP	G	A	P	PIM
2005-06	New York	EJHL	45	6	10	16	60	-	-	-	-	-
2006-07	R.P.I.	ECAC	23	1	1	2	32	-	-	-	-	-
2007-08	R.P.I.	ECAC	32	2	3	5	47	-	-	-	-	-
2008-09	R.P.I.	ECAC	35	3	2	5	106	-	-	-	-	-
2009-10	R.P.I.	ECAC	39	1	6	7	51	-	-	-	-	-
	Bakersfield	ECHL	3	0	0	0	10	-	-	-	-	-
2010-11	Bakersfield	ECHL	68	2	14	16	50	4	1	0	1	2
2011-12	Bakersfield	ECHL	60	5	11	16	91	-	-	-	-	-
2012-13	Bakersfield	ECHL	71	4	17	21	67	-	-	-	-	-
2013-14	Oklahoma City	AHL	3	0	1	1	4	-	-	-	-	-
	Bakersfield	ECHL	67	11	11	22	70	16	1	5	6	18
2014-15	Hershey	AHL	58	1	6	7	58	10	0	1	1	2
	South Carolina	ECHL	3	0	0	0	2	-	-	-	-	-
2015-16	Hershey	AHL	74	6	14	20	59	21	0	4	4	18
AHL Totals			135	7	21	28	121	31	0	5	5	20
ECHL Totals			272	22	53	75	290	20	2	5	7	20
College Totals			129	7	12	19	236	-	-	-	-	-
Junior Totals			45	6	10	16	60	-	-	-	-	-
Pro Totals			407	29	74	103	411	51	2	10	12	40



WILLIAM CARRIER LEFT WING

28



Born: December 20, 1994 in LASALLE, QUEBEC

Shoots: Left **Height:** 6 ft. 1 in. **Weight:** 194 lbs.

Acquired: Acquired by the Buffalo Sabres along with Jaroslav Halak, Chris Stewart, a 2015 first-round pick and another 2015 conditional draft pick from the St. Louis Blues in exchange for Ryan Miller and Steve Ott on February 28, 2014.

LAST SEASON

2014-15: Registered career-highs in all offensive categories, including goals (13), assists (17) and points (30) in 56 games with the Rochester Americans (AHL) ... Finished sixth on the team in scoring despite missing the last 12 games (3/25-4/17) of the season due to injury ... Had a three-game point streak (3+1) from 3/05 to 3/12 ... Scored twice, including the game-winner, against Toronto on 3/05 ... Tallied his third straight multi-point effort with two points (1+1) at Toronto on 2/27 ... Posted the first multi-goal game of his career after scoring both Rochester goals in regulation of a 3-2 overtime win against Wilkes-Barre/Scranton on 2/21 ... Also set new career-highs in goals (9) and points (23) in a single season ... Completed the "Gordie Howe hat trick" with a goal, assist and fight at Syracuse on 2/20 ... Notched his second straight multi-point game with two assists at Binghamton on 2/06 ... Scored once

and added two assists in a 5-4 win at Syracuse on 2/05 ... Appeared in his 100th pro game at Utica on 1/30 ... Had a three-game assist streak (0+3) from 1/22 to 1/27 ... Collected assists in back-to-back games in a two-game sweep of Grand Rapids on 1/22 and 1/23 ... Missed the game at Binghamton on 1/16 due to injury ... Set up two goals, including the game-winner, and was +2 in a 4-1 over Albany on 12/19... Finished with a goal and took a team-high five shots against Syracuse on 11/25... Scored the lone goal in a 3-1 loss at Hershey on 11/15 ... Recorded a team-high three points (1+2), including the primary assist on the game-winning goal, and was +3 in a 4-3 win at Portland on 10/31 ... Missed six games (10/10-10/25) due to injury before returning to the lineup at Springfield on 10/30 ... Skated 11:42 in his season debut against Lake Erie on 10/09

CAREER

2014-15: Completed his rookie season with 21 points on seven goals and 14 assists in 63 games with the Amerks ... Ranked second among Amerks rookies in scoring... Missed the last 10 games of the season (3/29-4/19) due to injury ... Took a team-high four shots against Utica on 3/22... Helped set up both Rochester goals in a 3-2 shootout loss at Utica on 3/04... Collected two assists and was +2 at Lake Erie on 2/24... Assisted on both goals, including Brady Austin's game-winner, in a 2-1 win at Utica on 2/11... Notched two points (1+1) at Chicago on 2/03... Recorded two points (1+1) in an 8-7 shootout win at Oklahoma City on 1/18... Broke a 19-game scoreless drought with a goal and took a team-high five shots against Lake Erie on 1/09... Returned to the lineup against Grand Rapids on 11/26... Missed two games (11/21-11/22) due to injury... Was +2 against Adirondack on 10/24... Had a three-game point streak (1+3) from 10/10 to 10/18... Scored his first professional goal against Hamilton on 10/11... Registered two assists and was +2 in his professional debut against Adirondack on 10/10

2013-14: Closed out his junior hockey career, totaling 65 points (22+43) and 87 PIM in 66 combined games with the Cape Breton Screaming Eagles and the Drummondville Voltigeurs of the QMJHL... Collected 24 points (10+14) in 27 games for Drummondville after being acquired by the Voltigeurs on Jan. 7, 2014... Began the campaign with Cape Breton, registering 41 points (12+29) in 39 games prior to the midseason trade

to Drummondville... Finished third among Drummondville skaters in scoring and placed fourth on the team with 22 goals, reaching the 20-goal mark for the second time in three years... Was tied for 14th in the league with six game-winning goals and ranked 19th with 43 assists, matching a career-best... Scored a career-high nine power-play tallies while averaging .98 points per game... Posted a team-high 15 multi-point outings... Had the sixth-best shooting percentage (.667%) in the QMJHL after going 2-for-3 in shootouts during the regular season... Ranked fourth in the league with 174 dangerous shots while finishing 10th overall with 254 total shots on goal... Was a point-per-game player during the playoffs, scoring one goal and adding three assists in four postseason appearances with Drummondville... Scored a goal in his postseason debut for the Voltigeurs in Game 1 of Drummondville's first-round series against Victoriaville on 3/21... Collected two goals along with two assists over a home-and-home series with Sherbrooke between 3/05 and 3/07... Scored twice and assisted on another in a 4-1 win over Rouyn-Noranda on 3/14... Posted three straight multi-point efforts from 2/19 to 2/23, recording six points (2+4) over that span... Had a five-game point streak (2+4) for the Voltigeurs from 1/19 to 1/31... Scored his first goal for Drummondville vs. Rimouski on 1/25... Tallied his first point as a Voltigeur with an assist at Val-d'Or on 1/09... Was held scoreless with three shots in his Drummondville debut at Rouyn-Noranda on 1/08...

CAREER

Dealt to Drummondville along with Matthew Donnelly in exchange for Guillaume Gauthier and two first-round picks on 1/07... Appeared in his final game for Cape Breton at Moncton on 1/04... Earned three assists in a 9-6 win at Saint John on 12/07, tying the franchise record for most assists in a period by the same player... Took a team-high 11 shots at Saint John on 11/22... Posted a season-long six-game point streak from 10/23 to 11/02, notching 10 points (3+7) over that span... Registered a season-high four points (1+3) in a 6-4 win over Sherbrooke on 10/30... Had a four-game point streak (3+5) from 10/11 to 10/17, including three straight games with a goal and an assist... Opened the season on a four-game point streak (1+4) from 9/20 to 9/28, including two assists in the season opener vs. Charlottetown **2012-13:** Completed his third season with Cape Breton by recording 42 points (16+26) and 41 PIM in just 34 games for the Screaming Eagles... Ranked second on the team in points and assists and finished third with 16 goals, including four on the power-play... Was one of just two Cape Breton skaters to reach the 40-point mark despite having his season cut short due to injury... Went 4-for-7 on face-offs while averaging nearly 1.25 points per game... Took 137 shots on goal, good enough for the fourth-best mark on the team in that category... Notched four assists in a 5-2 win over Saint John on 11/16... Had three points (1+2) vs. Prince Edward Island on 11/14... Scored a goal with an assist at Quebec on 11/11... Netted a goal with a team-high 11 shots at Shawinigan on 11/10... Posted a career-long 11-game point streak of eight goals and 11 assists from 10/21 to 11/18... Marked the longest point streak of any Cape Breton player throughout the campaign... Notched four points on one goal and three assists in a 6-5 loss to Sherbrooke on 10/17... Tallied three assists at Val-d'Or on 10/07... Scored twice at Rouyn-Noranda on 10/03... Finished with an assist and nine shots for the second consecutive game at Acadie-Bathurst on 9/26... Notched two points (1+1) and fired a team-high nine shots vs. Moncton on 9/23... Assisted on two goals in Cape Breton's season-opening 4-3 loss to Halifax on 9/21... Reeled off a 10-game point streak from 9/21 to 10/10 to open the campaign, during which he recorded 17 points (6+11) and six multi-point outings **2011-12:** Enjoyed his most productive season with Cape Breton, capturing career-highs in goals (27), assists (43), points (70), penalty minutes (65) and games played (66)... Finished second on the team in all offensive

categories while leading the Screaming Eagles with eight power-play tallies... Was second behind teammate Jonathan Brunelle with 198 total shots on goal... Compiled 16 multi-point efforts, including five three-point showings... Added a team-best six points (3+3) in four playoff contests for Cape Breton, including a goal in each of his first three appearances... Scored the third-fastest goal from the start of a period in franchise history when he beat Saint John goaltender Mathieu Corbeil just 22 seconds into the second period of Game 3 on 3/27... Notched three points (1+2) in Game 1 of Cape Breton's first-round series against Saint John on 3/23... Closed out the regular season with a goal vs. Saint John on 3/17... Had a six-game point streak (2+7) from 3/01 to 3/14... Notched his fifth three-point game of the season with a goal and two helpers at Acadie-Bathurst on 3/01... Registered his first-career hat trick, scoring all three goals on the power-play at Gatineau on 2/09... Also matched a franchise record for the most power-play goals by the same player in one game, becoming just the fourth Cape Breton player to do so and first since the 2008-09 season... Strung together six consecutive multi-point outings from 1/13 to 2/02, earning 13 points (5+8) over that span... Notched three assists in a 9-6 loss at Prince Edward Island on 2/02... Picked up two assists in both games of a two-game home set vs. Halifax on 12/18 and 12/20... Had a season-long seven-game point streak (5+6) from 10/30 to 11/20... Recorded a goal and two assists vs. Rouyn-Noranda on 11/19... Tallied twice and assisted on another at Prince Edward Island on 9/10... Collected points in each of his first four games to open the season, totaling six points on three goals and three assists **2010-11:** Put up eight goals and four assists for 12 points in 61 games as a newbie for Cape Breton... Finished second in scoring among team rookies and led the group with 104 shots on goal... Appeared in four playoff contests for the Screaming Eagles... Made his postseason debut in Game 1 of Cape Breton's first-round series against Saint John on 3/25... Notched his first multi-point game with a goal and an assist at Baie-Comeau on 12/03... Had a three-game goal-scoring streak (3+0) from 11/12 to 11/18... Recorded his first assist at Halifax on 10/22... Took a season-high five shots at Moncton on 9/29... Scored his first career goal in his QMJHL debut at Halifax on 9/10 **INTERNATIONAL COMPETITION:** Won a bronze medal with Team Canada at the 2012 IIHF Under-18 World Championships in the Czech Republic



WILLIAM CARRIER LEFT WING **28**

CAREER STATS			REGULAR SEASON					PLAYOFFS				
SEASON	TEAM	LEAGUE	GP	G	A	P	PIM	GP	G	A	P	PIM
2010-11	Cape Breton	QMJHL	61	8	4	12	54	4	0	0	0	2
2011-12	Cape Breton	QMJHL	66	27	43	70	65	4	3	3	6	4
2012-13	Cape Breton	QMJHL	34	16	26	42	41	-	-	-	-	-
2013-14	Cape Breton	QMJHL	39	12	29	41	42	-	-	-	-	-
	Drummondville	QMJHL	27	10	14	24	45	4	1	3	4	6
2014-15	Rochester	AHL	63	7	14	21	38	--	--	--	--	--
2015-16	Rochester	AHL	56	13	17	30	48	--	--	--	--	--
Amerks/AHL Totals			119	20	31	51	86	--	--	--	--	--
Junior Totals			227	73	116	189	247	12	4	6	10	12
Pro Totals			119	20	31	51	86	-	-	-	-	-





DAN CATENACCI CENTER

43



Born: March 9, 1993 in RICHMOND HILL, ONTARIO
Shoots: Left **Height:** 5 ft. 10 in. **Weight:** 191 lbs.
Acquired: Buffalo Sabres' third-round selection (77th overall) in the 2011 NHL Entry Draft.
Signed a three-year, entry-level NHL contract with Buffalo on April 1, 2012. Re-signed a one-year, two-way deal with Buffalo on July 17, 2016.

LAST SEASON

2015-16: Made his NHL debut with the Buffalo Sabres, posting seven shots while appearing in 11 games for the big club ... Completed his third full season with the Rochester Americans (AHL), recording 24 points (12+12) in 50 games ... Missed the last six games (4/08-4/17) of the season due to injury... Notched an assist and was +3 at Syracuse on 4/02 ... Scored twice, including the game-tying goal, in a 6-5 come-from-behind win over St. John's on 3/23 ... Appeared in his 200th pro game against Providence on 3/20 ... Received third recall from the Sabres on 3/19 and was returned to the Amerks afterwards... Assigned to Rochester on 3/16 ... Logged an NHL season-high 13:19 of ice time against Edmonton on 3/01 ... Recalled by Buffalo on 2/29 ... Posted a season and career-long seven-game point streak (3+5) from 1/22 to 2/20 (streak included a three-game stint with the Buffalo Sabres) ... Reassigned to Rochester on 2/19 and scored Rochester's first goal in a 2-1 overtime win against Portland later that night ... Made his home debut for the Sabres against Florida on 2/09 ... Became the 83rd American Hockey

League player to make his NHL debut in 2015-16 after recording two shots over 7:42 of ice time at Boston on 2/06... Received his first career NHL recall from the Buffalo Sabres on 2/05 ... Notched two assists and collected a team-high five PIM against Syracuse on 1/27 ... Opened the scoring with the eventual game-winner just 3:16 into the contest of a 2-0 win at Grand Rapids on 1/23 ... Scored the game-winner for the second straight night at Binghamton on 1/09... Netted the game-winner while logging a team-high 24:34 of ice time against Hershey on 1/08... Returned to the lineup at Bridgeport on 1/02 ... Missed three games (12/26-12/30) due to injury ... Set up Jerry D'Amigo's game-winning goal with 1:02 left to play in regulation of a 3-1 win at St. John's on 12/11 ... Missed two games (10/31-11/01) due to injury ... Received a one-game suspension by the AHL on 10/23 as a result of his actions in the game at Utica on 10/21 ... Scored the game-winning goal in a 6-3 season-opening win against Lake Erie on 10/09

CAREER

2014-15: Set career-highs with 15 goals, 14 assists and 29 points in 68 games for the Amerks ... Tied for second on the team in goals and finished sixth in points ... Added two power-play goals ... Named the team's Most Improved Player as voted on by his teammates ... Had a three-game point streak (2+2) from 4/04 to 4/09... Notched a goal and an assist at Rockford on 4/04 ... Had a career-high four-game point streak (3+2) from 3/27 to 4/01... Recorded a goal and assist in 2-0 win at Syracuse on 3/28... Set a new career-high with his 11th goal of the season in his first game back in the lineup against Hamilton on 3/27... Received a three-game suspension from the AHL as a result of a boarding incident in a game vs. Hamilton on 3/13... Tied his rookie season point total with an assist at Hamilton on 3/06, reaching the 20-point mark in 20 fewer games... Matched a career-high with his 10th goal of the season at Lake Erie on 2/24... Recorded two points (1+1) in an 8-7 shootout win at Oklahoma City on 1/18... Assisted on two goals in a 6-5 come from-behind win at Texas on 1/14... Notched two points, including the game-winning goal, and was +2 against Lake Erie on 1/09... Scored the lone goal in a 3-1 loss to San Antonio on 1/07... Recorded the primary assist on Brodie Reid's game-winning goal and was named the game's third star in a 3-0 win over Iowa on 1/02... Appeared in his

100th professional game at Utica on 12/10... Suspended by the AHL for two games for his actions in a game against Toronto on 11/14... Netted his first goal of the season at Toronto on 10/18... Made his season debut against Adirondack on 10/10 **2013-14:** Completed his first full American Hockey League season with 20 points on 10 goals and 10 assists while skating for the Amerks... Was the only player to appear in all 76 regular-season games with Rochester, becoming the first Amerks rookie to do so since Phil Varone in 2011-12... Ranked second among team rookies in goals and finished third in points... Made two postseason appearances for the Amerks... Made his professional postseason debut in Game 1 of the Western Conference Quarterfinals against Chicago on 4/25... Scored for the second straight game and was +2 against Binghamton on 4/04... Recorded his first career multi-goal game with a pair of tallies in a 5-2 win over Syracuse on 4/02... Named the game's second star and finished +2 over 15:25 of ice time... Notched two points (1+1) and was +2 to earn second star honors against Hershey on 2/07... Assisted on two goals in a 4-1 win at Lake Erie on 1/23... Had a three-game assist streak (0+3) from 12/21 to 1/04... Collected two points (1+1) in three games for the Amerks during the 2013 Spengler Cup in Davos, Switzerland... Netted the game-winning



CAREER

goal in the seventh round of a 2-1 shootout win over Toronto on 12/18... Scored his first goal of the season against Utica on 10/11... Made season debut vs. Grand Rapids on 10/04 **2012-13:** Appeared in two AHL games with the Amerks, collecting three points on one goal and two assists... Closed out the regular season with an assist at Hamilton on 4/21... Had a memorable professional debut with the Amerks, scoring a goal and adding an assist against Hamilton on 4/20... Reassigned to Rochester by the Buffalo Sabres (NHL) from the Owen Sound Attack on 4/17... Recorded nine points on three goals and six assists in 12 OHL playoff contests with Owen Sound... Wrapped up his junior career by leading the Attack in scoring and set new career-highs in goals (38), points (79), penalty minutes (115) and plus/minus (+31) while finishing second on the team in assists (41)... Ranked tied for 10th and 13th in the OHL in goals and points, respectively, and appeared in all but one game for Owen Sound... Scored 11 power-play goals and added four short-handed tallies, second-most among Attack skaters... Averaged a team-best 1.18 points per game... Finished 11th in the league with 115 PIM and ranked tied for 14th with a +31 on-ice rating... Led Owen Sound with 24 multi-point outings... Finished the OHL regular season on a five-game point streak (4+3)... Recorded his second five-point game (3+2) against Saginaw on 2/23... Assembled a three-game goal scoring streak (3+1) from 1/18 to 1/20... Posted another four-game point streak (4+2) from 12/14 to 12/30... Had a four-game point streak (1+4) from 12/01 to 12/07... Compiled eight consecutive multi-point outings between 10/27 and 11/17, registering 21 points (9+12) over that span... Tabbed his first five-point game (1+4) of the season against Sault Ste. Marie on 11/10... Recorded a season-long six-game point streak (3+6) from 10/05 to 10/20... Opened the regular season on a three-game point streak (3+2) **2011-12:** Scored 33 goals and added

39 assists for 72 points in his first season with Owen Sound... Finished second on the team in all offensive categories while appearing in 67 games for the Attack... Accounted for 10 power-play tallies and was just one of two Attack players to average more than a point per game... Added four points (1+3) and eight PIM in 5 OHL playoff games for Owen Sound... Recorded 22 multi-point outings, including seven three-point games... Had a season-long six-game point streak from 1/21 to 2/08, notching 12 points (6+6) over that span... Scored his first-career hat trick at Kingston on 11/06... Collected two points (1+1) in his Owen Sound debut vs. Plymouth on 9/21 **2010-11:** Led the Sault Ste. Marie Greyhounds (OHL) in assists (45) and points (71) and finished second in goals (26)... Scored nine power-play tallies... Dressed in all but one game for the Greyhounds... Averaged 1.06 points per game... Represented Team Orr at the 2011 CHL Top Prospects Game... Owned the league's longest goal-scoring streak of the season when he totaled 10 goals and 14 points between 11/12 and 12/05 **2009-10:** Recorded 30 points (10+20) in 65 games with Sault Ste. Marie before notching two points (1+1) in five postseason appearances... Made his OHL playoff debut in Game 1 of Sault Ste. Marie's first-round series against Plymouth, scoring a goal and an assist... Scored his first goal against Plymouth on 10/03... Recorded his first point with an assist vs. Erie on 9/19... Made his OHL debut against Ottawa on 9/18 **2008-09:** Scored one goal in two games with Villanova (OJHL)... The recipient of the Jack Ferguson Award, given to the top draft pick in the Ontario Hockey League Priority Selection Draft **INTERNATIONAL COMPETITION:** Helped Team Canada to a fourth-place finish at the 2011 International Ice Hockey Federation Under-18 World Championship... Represented Canada in the 2010 Ivan Hlinka Memorial Tournament... Earned a silver medal with Team Canada at the 2010 World U-17 Hockey Challenge

CAREER STATS

			REGULAR SEASON					PLAYOFFS				
SEASON	TEAM	LEAGUE	GP	G	A	P	PIM	GP	G	A	P	PIM
2008-09	Villanova	OJHL	2	1	0	1	4	-	-	-	-	-
2009-10	Sault Ste. Marie	OHL	65	10	20	30	68	5	1	1	2	6
2010-11	Sault Ste. Marie	OHL	67	26	45	71	117	-	-	-	-	-
2011-12	Owen Sound	OHL	67	33	39	72	114	5	1	3	4	8
2012-13	Owen Sound	OHL	67	38	41	79	115	12	3	6	9	32
	Rochester	AHL	2	1	2	3	0	--	--	--	--	--
2013-14	Rochester	AHL	76	10	10	20	32	2	0	0	0	0
2014-15	Rochester	AHL	68	15	14	29	60	--	--	--	--	--
2015-16	Buffalo	NHL	11	0	0	0	0	-	-	-	-	-
	Rochester	AHL	50	12	12	24	39	--	--	--	--	--
Amerks/AHL Totals			196	38	38	76	131	2	0	0	0	0
NHL Totals			11	0	0	0	0	-	-	-	-	-
Junior Totals			268	108	145	253	418	22	5	10	15	46
Pro Totals			207	38	38	76	131	2	0	0	0	0



ERIC CORNEL CENTER

20



Born: April 11, 1996 in KEMPTVILLE, ONTARIO

Shoots: Right **Height:** 6 ft. 2 in. **Weight:** 195 lbs.

Acquired: Buffalo Sabres' second-round selection (44th overall) in the 2014 NHL Entry Draft.

Signed an entry-level, NHL contract with Buffalo on March 25, 2016.

LAST SEASON

2015-16: Joined the Rochester Americans (AHL) for a six-game stint following the completion of his junior career, recording the primary assist on the game-winning goal at Lake Erie on 4/10 ... Made his AHL season debut against Binghamton on 4/08 ... Signed an ATO with Rochester on 4/07... Completed his fourth season with the Peterborough Petes of

the Ontario Hockey League, recording a career-high 83 points (27+56) in 68 games while serving as team captain... Finished tied for 13th in the OHL in scoring and ranked eighth in the league with a team-high 56 assists ... Added five points (1+4) in seven playoff contests

CAREER

2014-15: Had one assist in six games with the Amerks ... Recorded his first pro point with an assist in a 5-3 win at Adirondack on 4/19... Took a team-high four shots at Toronto on 4/11... Made his professional and Amerks debut at Lake Erie on 4/09, recording two shots... Signed an ATO with Rochester on 4/06... Completed his third season with the Peterborough Petes of the Ontario Hockey League, collecting 52 points (14+38) and 35 PIM in 66 regular-season games... Led the Petes with 38 assists and finished tied for second on the team in scoring while reaching the 50-point mark for the second straight season... Recorded one assist in five playoff contests for Peterborough... Picked up his only point of the postseason with an assist in Game 3 of Peterborough's first-round series against Oshawa on 3/31... Closed out the regular season with an assist at Kingston on 3/06... Scored once and added two assists in a 4-1 win over London on 3/05... Compiled a five-game assist streak from 2/14 to 2/21, totaling six assists over that span... Tallied two assists against Guelph on 2/05... Posted three goals and four assists for seven points over a season-long five-game point streak from 1/18 to 1/30... Collected a goal and an assist against Ottawa on 11/29... Had another three-game point streak (2+5) from 11/15 to 11/22... Registered a season-high four points (1+3) vs. Niagara on 11/15... Assisted on three goals in a 4-1 win over Mississauga on 10/30... Had a three-game point streak (2+3) from 10/02 to 10/09... Scored twice in a 5-4 loss to Windsor on 10/09... Notched two assists against Belleville on 10/02

2013-14: Enjoyed a breakout season that saw him produce 62 points on 25 goals and 37 assists while appearing in all 68 regular-season games for his hometown Peterborough Petes of the Ontario Hockey League... Finished second on the team in goals and third in points... Was one of just five Petes skaters to reach the 20-goal mark... Scored five of goals

on the power-play and recorded one shorthanded tally... Added seven points (4+3) in 11 postseason contests with Peterborough... Scored his first playoff goal as part of a two-goal game in Game 2 of the Eastern Conference Quarterfinals against Kingston on 3/23... Made his OHL playoff debut in Game 1 of Peterborough's first-round series against Kingston on 3/21... Scored a goal at Niagara on 3/16 to close out the regular season... Netted a pair of goals vs. Niagara on 3/11... Bagged his second five-point outing of the season with a goal and four assists at Kingston on 2/07... Posted a season-long six-game point streak from 1/09 to 1/23... Found the back of the net in five of the six games and totaled 15 points (7+8) over that span... Scored twice and had two assists at Ottawa on 1/19... Registered his first five-point game (2+3) of the season in a 6-2 win over North Bay on 1/11... Scored once and assisted on two others vs. Windsor on 11/16... Had a five-game point streak (3+3) from 10/30 to 11/08... Collected three points (1+2) vs. Plymouth on 9/26... Opened the regular season with a goal in each of the first four games of the campaign and totaled seven points (4+3) over that span from 9/19 from 9/27

2012-13: Registered 16 points (4+12) and 13 PIM in 63 games during his rookie campaign for Peterborough... Tallied two assists vs. Ottawa on 3/10 and at Kingston on 3/15... Recorded his first multi-point game with a goal and an assist at Ottawa on 2/06... Had a three-game point streak (1+2) from 10/11 to 10/14... Notched his first assist against Kingston on 10/11... Scored his first career goal in a 4-3 loss at Barrie on 10/06... Made his OHL debut vs. Oshawa on 9/20

2011-12: Appeared in eight games with the Kemptville 73s (CCHL), collecting one goal and three assists for four points

CAREER STATS			REGULAR SEASON					PLAYOFFS				
SEASON	TEAM	LEAGUE	GP	G	A	P	PIM	GP	G	A	P	PIM
2011-12	Kemptville	CCHL	8	1	3	4	0	-	-	-	-	-
2012-13	Peterborough	OHL	63	4	12	16	13	-	-	-	-	-
2013-14	Peterborough	OHL	68	25	37	62	25	11	4	3	7	4
2014-15	Peterborough	OHL	66	14	38	52	35	5	0	1	1	2
	Rochester	AHL	6	0	1	1	0	--	--	--	--	--
2015-16	Peterborough	OHL	68	27	56	83	18	7	1	4	5	4
	Rochester	AHL	6	0	1	1	2	--	--	--	--	--
Amerks/AHL Totals			12	0	2	2	2	--	--	--	--	--
Junior Totals			273	71	146	217	91	23	5	8	13	10
Pro Totals			12	0	2	2	2	-	-	-	-	-



JEAN DUPUY LEFT WING

39



Born: **October 6, 1994** in ORLEANS, ONTARIO

Shoots: **Left** Height: **6 ft. 2 in.** Weight: **207 lbs.**

Acquired: **Signed a three-year, entry-level NHL contract as an undrafted free agent with the Buffalo Sabres on November 28, 2014.**

LAST SEASON

2015-16: Scored eight goals with 13 assists for 21 points while appearing in a team-high 74 games for the Rochester Americans (AHL) ... Netted his eighth goal of the year in the season finale at Toronto on 4/17... Had the lone goal in a 3-1 loss to Binghamton on 4/08... Finished with a goal in the 6-5 come-from-behind win over St. John's on 3/23... Scored the game-winning goal, added an assist and was +4 in 5-3 win at Grand Rapids on 1/22... Racked up a team-high 17 PIM against Syracuse on 1/18... Recorded two points (1+1), including

the overtime game-winner on a highlight reel goal, in a 4-3 victory over Syracuse on 11/25 ... Scored his first pro goal, which stood as the game-winner in a 3-1 win over Binghamton on 11/06... Notched two assists and was +3 at Portland on 10/31... Earned the secondary assist on Jack Nevins' first career goal, which turned out to be the game-winner in a 2-1 win vs. Utica on 10/10... Registered three assists and was +3 in his professional/AHL debut against Lake Erie on 10/09

CAREER

2014-15: Completed his junior career by posting career-highs with 18 goals, 28 assists and 46 points in 54 games with the Sault Ste. Marie Greyhounds of the Ontario Hockey League... Finished ninth in the OHL with a career-best +40 on-ice rating... Recorded 12 multi-point games over the course of the season... Added six points (4+2) and nine PIM in 10 playoff contests... Scored twice in Game 2 of Sault Ste. Marie's first-round series against Guelph on 4/09... Closed out the regular season with two points (1+1) and a +3 on-ice rating against Windsor on 3/21... Tallied one goal and two assists in a 5-3 win over Windsor on 2/27... Scored in back-to-back games three times: 2/27 vs. Windsor and 3/01 vs. London; 2/18 vs. Sudbury and 2/20 vs. North Bay; 1/23 at Mississauga and 1/25 at Guelph... Had two goals and was +2 in a 7-6 win at Sarnia on 12/07... Notched a pair of assists in consecutive games against Belleville on 11/07 and vs. Barrie on 11/08... Totaled nine points (3+6) over a season-long four-game point streak from 10/11 to 10/18... Registered a season-high four points (1+3) and was +2 in a 5-4 victory at North Bay on 10/16... Scored the game-winning goal and picked up an assist vs. London on 10/12... Picked up two assists in a win against Owen Sound on 10/11 **2013-14:** Combined for 18 points (10+8) and 46 PIM in 48 games between the Kingston Frontenacs and Sault Ste. Marie Greyhounds... Had four points (3+1) in nine postseason


appearances... Traded to Sault Ste. Marie after just three games with Kingston... Finished with a goal in his debut for Sault Ste. Marie against Plymouth on 10/11, a 3-2 win for the Greyhounds... Collected three assists and was +3 in a 6-5 victory at Saginaw on 2/08... Assisted on two goals at Windsor on 2/06... Scored his lone goal for the Frontenacs on 10/06 in a 3-2 win over Sault Ste. Marie in what turned out to be his final appearance for Kingston... **2012-13:** Appeared in 42 games for Kingston, recording seven points (4+3) and racking up a career-high 79 PIM... Recorded nine PIM in four playoff matchups... Notched a goal in an 8-2 loss at Belleville on 1/30... Scored in back-to-back games at Sarnia on 12/15 and at London on 12/16... Gathered his first two points of the season with a goal and an assist against Ottawa on 10/26 **2011-12:** Scored three goals and added five assists for eight points in 50 games with the Frontenacs... Scored his first OHL goal in a 5-2 win over Ottawa on 1/01... Recorded his first two points with a pair of assists in a 5-3 win at Brampton on 9/29... Made his OHL debut at Barrie on 9/22 **2010-11:** Had three points (1+2) and six PIM while appearing in eight games for the Hawkesbury Hawks of the Central Canada Hockey League... Netted his first goal as a Hawk against Smith Falls on 1/09... Earned an assist in his CCHL debut vs. Smith Falls on 12/05

JEAN DUPUY LEFT WING **39**

CAREER STATS

SEASON	TEAM	LEAGUE	REGULAR SEASON					PLAYOFFS				
			GP	G	A	P	PIM	GP	G	A	P	PIM
2010-11	Hawkesbury	CCHL	8	1	2	3	6	-	-	-	-	-
2011-12	Kingston	OHL	50	3	5	8	25	-	-	-	-	-
2012-13	Kingston	OHL	42	4	3	7	79	4	0	0	0	9
2013-14	Kingston	OHL	3	1	0	1	5	-	-	-	-	-
	Sault Ste. Marie	OHL	45	9	8	17	41	9	3	1	4	2
2014-15	Sault Ste. Marie	OHL	54	18	28	46	52	10	4	2	6	9
2015-16	Rochester	AHL	74	8	13	21	63	--	--	--	--	--
Amerks/AHL Totals			74	8	13	21	63	--	--	--	--	--
Junior Totals			202	36	46	82	208	23	7	3	10	20
Pro Totals			74	8	13	21	63	-	-	-	-	-





JUSTIN FALK DEFENSE

44



Born: October 11, 1988 in SNOWFLAKE, MANITOBA

Shoots: Left **Height:** 6 ft. 5 in. **Weight:** 224 lbs.

Acquired: Signed a one-year, two-way NHL contract as a free agent with the Buffalo Sabres on July 1, 2016.

Drafted: Minnesota Wild's fourth-round selection (110th overall) in the 2007 NHL Entry Draft.

LAST SEASON

2015-16: Tallied four assists in 24 games for the Columbus Blue Jackets (NHL) ... Recorded nine points (2+7) in 32 American Hockey League contests for the Lake Erie Monsters ... Won the Calder Cup as a member of the Monsters after tallying four assists in 17 playoff games ... Logged an NHL season-high 20:06 of ice time vs. Chicago on 4/09 ... Recorded four assists during the final five games of the season from 3/26-4/14

... Collected assists in back-to-back games at Boston on 1/23 and vs. Montreal on 1/25 ... Notched his first point as a Blue Jacket with an assist at Florida on 12/27 ... Recorded a point (1+1) in back-to-back games at Iowa on 11/20 and 11/21 ... Made his debut for Columbus against Pittsburgh on 11/27 ... Scored his first goal of the season vs. Iowa on 10/16

CAREER

2014-15: Totaled two points (1+1) and 14 PIM over a combined 18 NHL games between the Minnesota Wild and Columbus Blue Jackets ... Had seven points (1+6) in 39 games for the Iowa Wild (AHL) ... Tallied two points (1+1) at New Jersey on 3/06 ... Notched two points (1+1) at Rockford on 11/21 ... Recorded his first point with the AHL Wild on an assist and racked up a game-high 10 PIM against Chicago on 11/09 ... Made season debut for Iowa at San Antonio on 10/10


2013-14: Recorded two assists in 21 games for the New York Rangers ... Collected an assist at Pittsburgh on 12/18 ... Had an assist and a +1 on-ice rating vs. New Jersey on 12/07 ... Made his Rangers debut at St. Louis on 10/12 **2012-13:** Played in 36 games for the Minnesota Wild and recorded three assists ... Posted a plus or even rating in 27 of 36 contests ... Appeared in four playoff contests ... Made his NHL postseason debut in Game 4 of Minnesota's first-round series against Chicago on 5/03 ... Skated in his 100th career NHL game vs. Arizona on 3/27 ... Had an assist and a +1 on-ice rating vs. Columbus on 1/29

2011-12: Established career-highs in games played (47), goals (1), assists (8) and points (9) for the Minnesota Wild during his first full NHL season ... Finished sixth among NHL rookies in time on ice per game (19:29) and eighth in blocked shots (78) ... Assisted on two goals vs. Los Angeles on 3/31 ... Scored his first career NHL goal against JS Giguere of the Colorado Avalanche on 1/24 ... Notched two assists and a +1 on-ice rating vs. San Jose on 1/10 **2010-11:** Had three assists in 22 games for the Minnesota Wild ... Registered 14 points (3+11) in 55 AHL games for the Houston Aeros ... Played in 24 playoff games

for the Aeros, recording five assists during Houston's run to the Calder Cup Finals ... Assisted on two goals and was +3 at Houston on 3/19 ... Notched three points (1+2) in two games at Rockford on 2/19 and vs. Milwaukee on 2/22 ... Put together a season-high three-game point streak (1+2) from 2/04 to 2/09 ... Recorded his first career NHL point with an assist against Vancouver on 10/19 **2009-10:** Appeared in three NHL games for Minnesota ... Picked up nine points (3+6) in 69 games for Houston ... Made his NHL debut at Columbus on 3/19, recording one shot while earning 5:36 of ice time ... Registered his first career assist against Hamilton on 10/27 ... Scored his first professional goal in a 4-2 win at Manitoba on 10/03 **2008-09:** Recorded three assists in 65 games for the Houston Aeros (AHL) ... Added two assists in 20 playoff appearances ... Registered his first pro playoff point with an assist on 4/22 ... Made his professional postseason debut in Game 1 of Houston's first-round series against Peoria on 4/15 ... Notched his first career assist at Hamilton on 11/07 ... Made his pro debut against Chicago on 10/11 **2007-08:** Won the WHL Championship and the Memorial Cup as a member of the Spokane Chiefs ... Scored four goals and added 22 assists to go along with a +2 on-ice rating in 72 for the Chiefs **2006-07:** Had 15 points (3+12) and a +11 on-ice rating in 62 games for Spokane (WHL) **2005-06:** Recorded 10 assists in 53 WHL games for the Calgary Hitmen and the Spokane Chiefs ... Recorded three assists in two games vs. Tri City on 3/11 and at Seattle on 3/12 ... Had an assist in each of his first two games of the season for Calgary



CAREER STATS			REGULAR SEASON					PLAYOFFS				
SEASON	TEAM	LEAGUE	GP	G	A	P	PIM	GP	G	A	P	PIM
2004-05	Swan Valley	MJHL	56	0	8	8	46	-	-	-	-	-
	Calgary	WHL	4	0	0	0	2	5	0	0	0	0
2005-06	Calgary	WHL	5	0	2	2	0	-	-	-	-	-
	Spokane	WHL	48	0	8	8	35	-	-	-	-	-
2006-07	Spokane	WHL	62	3	12	15	88	6	0	0	0	8
2007-08	Spokane	WHL	72	4	22	26	98	21	1	4	5	12
2008-09	Houston	AHL	65	0	3	3	44	20	0	2	2	4
2009-10	Minnesota	NHL	3	0	0	0	0	-	-	-	-	-
	Houston	AHL	69	3	6	9	87	-	-	-	-	-
2010-11	Minnesota	NHL	22	0	3	3	6	-	-	-	-	-
	Houston	AHL	55	3	11	14	41	24	0	5	5	33
2011-12	Minnesota	NHL	47	1	8	9	54	-	-	-	-	-
2012-13	Minnesota	NHL	36	0	3	3	40	4	0	0	0	2
2013-14	NY Rangers	NHL	21	0	2	2	20	-	-	-	-	-
2014-15	Minnesota	NHL	13	0	0	0	7	-	-	-	-	-
	Columbus	NHL	5	1	1	2	7	-	-	-	-	-
	Iowa	AHL	39	1	6	7	34	-	-	-	-	-
2015-16	Columbus	NHL	24	0	4	4	17	-	-	-	-	-
	Lake Erie	AHL	32	2	7	9	43	17	0	4	4	8
NHL Totals			171	2	21	23	151	4	0	0	0	2
AHL Totals			260	9	33	42	249	61	0	11	11	45
Junior Totals			247	7	52	59	269	32	1	4	5	20
Pro Totals			431	11	54	65	400	65	0	11	11	47



HUDSON FASCHING RIGHT WING

24



Born: July 28, 1995 in BURNSVILLE, MINNESOTA

Shoots: Right **Height:** 6 ft. 2 in. **Weight:** 207 lbs.

Acquired: Acquired by the Buffalo Sabres along with Nic Deslauriers from the Los Angeles Kings in exchange for Brayden McNabb, Jonathan Parker, a second-round pick in the 2014 NHL Entry Draft and a second-round pick in the 2015 NHL Entry Draft on March 5, 2014. Signed an entry-level NHL contract with Buffalo on March 21, 2016.

LAST SEASON

2015-16: Registered the first two points (1+1) of his NHL career over a brief seven-game stay with the Buffalo Sabres following the completion of his junior season at the University of Minnesota (Big-10) ... Collected his first NHL assist in the regular season finale at the NY Islanders on 4/09 ... Had three shots on goal and was +1 at the NY Rangers on 4/02 ... Scored his first NHL goal on his first shot just 8:37 into his NHL debut against Winnipeg on 3/26, five days after turning pro ... Posted career-highs in goals (20), assists (18) and points (38) while appearing in all 37

games for the Gophers ... Served as alternate captain and was a Second Team All-Big Ten honoree ... Finished tied for first on the team in goals and ranked second on the team in points ... Seven of his 20 tallies were game-winners, ranking first in the Big-10 and tied for third nationally in that category ... Honored with Minnesota's John Mayasich Outstanding Student-Athlete Award ... Selected as an Academic All-Big-10 honoree for the second straight year ... Helped the Gophers to their third straight Big-10 regular-season conference title

CAREER

2014-15: Totaled 26 points with 12 goals and 14 assists in 38 games as a sophomore, helping Minnesota to its second straight Big-10 conference championship and the 2015 Big-10 playoff title ... Had a goal and an assist in a win over University of Minnesota-Duluth in the opening game of the 2014 Ice Breaker Classic ... Scored a goal in a victory over RPI ... Earned the Big-10's First Star of the Week honor for his efforts in the Ice Breaker Classic ... Earned Tournament MVP and All-Tournament Team honors at the Ice Breaker Classic ... Tallied a power-play goal in a 5-2 victory over Bemidji State ... Scored the Gophers lone goal in a 4-1 loss at St. Cloud State University ... Tallied a goal and an assist in a weekend sweep of Notre Dame ... Picked up an assist in a 3-2 victory over RIT in the Mariucci Classic ... Collected an assist in the Gophers' 300th win at Mariucci Arena, a 6-2 victory over Michigan ... Notched a pair of assists in a 4-2 loss to Michigan State ... Scored a goal and added an assist in a 5-0 rout of Penn State ... Recorded a team-high four points (2+2) in a 6-2 win over Penn State en route to clinching the Big-10 regular season title ... For his six total points in a series sweep of Penn State, was named the Big-10's First Star of the Week ... Added an assist in a 4-2 victory over Michigan to win the Big-10 Championship ... Named an Academic All-Big-10 honoree **2013-14:** Named to the Big-10 All-Freshman Team and was a All-Big-10 Honorable Mention ... Appeared in 40 games as a freshman, missing one to compete at the 2014 IIHF World Junior Championship in Sweden ... Totaled 30 points (14+16) while guiding the Gophers to their first of three straight Big-10 regular-season championships ... Started his college career by scoring a point in eight straight games ... Minnesota was 18-2-3 when he tallied a point and 7-0-0 when he had multiple points ... Made his collegiate

debut and notched his first career point with an assist in Minnesota's 6-0 win over Mercyhurst ... Added two points (1+1) in a 3-2 win over the University of New Hampshire to capture the Ice Breaker title ... Tallied three points (1+2) in Minnesota's sweep at Bemidji State ... Notched two points (1+1) in the Boston College Series ... Registered three points (2+1) at Notre Dame, including a pair of goals in the Gophers' 5-4 win ... Picked up a goal and an assist in Minnesota's 3-0 shutout over Minnesota State ... Tallied two assists as the Gophers swept Penn State in the first-ever series between the two programs ... Collected three points (2+1) in the North Star College Cup ... Contributed three points (2+1) as the Gophers swept Michigan at home ... Picked up two points, including the game-winning goal in Minnesota's 5-1 win over Penn State ... Appeared in all four NCAA tournament games and tallied two goals ... Opened the tournament with a goal against Robert Morris and added another in the national championship game against Union ... Recipient of the team's Frank Pond Rookie of the Year award **2012-13:** Skated in 25 games for the U.S. National Development Team in his second season with the program ... Scored four goals and finished with seven assists for 11 points **2011-12:** Totaled 21 points (7+14) in 37 games for the U.S. National Development Team, ranking fifth among all skaters in scoring **INTERNATIONAL COMPETITION:** Helped Team USA to a fourth-place finish at the 2016 World Championships in Russia, notching two assists in 10 international contests ... Represented the U.S. at the 2015 IIHF World Junior Championships in Canada and the 2014 IIHF World Junior Championships in Sweden ... Earned back-to-back silver medals Skated alongside Rochester native Matt Lane during the 2011-12 season with U.S. National Development team ... Before joining the USNDTP,

HUDSON **FASCHING** RIGHT WING **24**

PERSONAL

skated for Apple Valley High School as a freshman and sophomore ... Scored 50 points (18+32) in 28 games in his final prep season after recording 42 points (24+18) in 31 games during the 2009-10 campaign

CAREER STATS

SEASON	TEAM	LEAGUE	REGULAR SEASON					PLAYOFFS				
			GP	G	A	P	PIM	GP	G	A	P	PIM
2011-12	USNTDP	USHL	37	7	14	21	38	-	-	-	-	-
2012-13	USNTDP	USHL	25	4	7	11	8	-	-	-	-	-
2013-14	U. of Minnesota	Big-10	40	14	16	30	22	-	-	-	-	-
2014-15	U. of Minnesota	Big-10	38	12	14	26	24	-	-	-	-	-
2015-16	U. of Minnesota	Big-10	37	20	18	38	16	-	-	-	-	-
	Buffalo	NHL	7	1	1	2	4	-	-	-	-	-
NHL Totals			7	1	1	2	4	-	-	-	-	-
College Totals			115	46	48	94	62	-	-	-	-	-
Junior Totals			62	11	21	32	46	-	-	-	-	-
Pro Totals			7	1	1	2	4	-	-	-	-	-



TAYLOR FEDUN DEFENSE

4



Born: June 4, 1988 in EDMONTON, ALBERTA
Shoots: Right **Height:** 6 ft. 0 in. **Weight:** 200 lbs.
Acquired: Signed a one-year, two-way NHL contract as an undrafted free agent with the Buffalo Sabres on July 1, 2016.

LAST SEASON

2015-16: Made one appearance with the Vancouver Canucks (NHL), recording an assist ... Spent the majority of the campaign patrolling the blueline for the Utica Comets, where he registered 33 points (8+25) in 63 American Hockey League contests ... Marked his third straight 30-point season ... Led all skaters with a team-high 169 shots on goal and ranked second in scoring among Utica defensemen ... Scored six of his eight goals on the power-play and was +3 for the season, marking his fourth straight year with a positive plus/minus rating ... Appeared in all four playoff games for the Comets ... Added a pair of assists in a 4-3 win over Syracuse on 4/16, with the second being the 100th of his AHL career ... Opened the month of April on a season-long five-game point

(2+4) from 4/01 to 4/09 ... Tallied two assists at Providence on 3/13 ... Assisted on both Utica goals in a 2-1 win over Springfield on 3/05 ... Recalled by Vancouver on 1/14 and made his Canucks debut the very next day at Carolina ... Notched two points (1+1), including the game-winning goal, in a 7-1 win over Lehigh Valley on 11/25 ... Received first of two recalls from Vancouver on 11/21, but was reassigned to Utica two days later ... Scored his first goal as a Comet on the power-play at Binghamton on 10/30 ... Recorded his first point as a Comet with an assist against Rochester on 10/21 ... Had six shots on goal in his Comets debut at Rochester on 10/10

CAREER

2014-15: Had four assists in seven games with the San Jose Sharks (NHL) ... Topped the 30-point mark for the second straight year after posting 34 points on six goals and 28 assists in 65 games for the Worcester Sharks (AHL) ... Ranked second among all defensemen and finished fifth overall on the team in scoring ... Tied for the team lead with 28 assists and finished with the second-best plus/minus rating (+12) among all Worcester skaters ... Netted his first career playoff goal in Game 3 of Worcester's first-round series against Hershey on 4/29 ... Collected an assist at Edmonton on 4/09 before rejoining Worcester for the AHL Calder Cup Playoffs... Notched the first multi-point game of his NHL career with a pair of assists at Arizona on 4/04 ... Logged an NHL season-high 18:18 of ice time at Arizona on 4/03 ... Recorded his first point for San Jose with an assist vs. Colorado on 4/01 ... Made his season debut for San Jose at Pittsburgh on 3/29 ... Totaled six points (1+5) over a season-long five-game point streak from 2/14 to 2/22 ... Tallied two assists in a 3-1 win at Providence on 1/04 ... Picked up an assist in three straight games (0+3) from 12/20 to 12/27 ... Scored his first goal with the Sharks in a 5-4 loss to Hartford on 10/21 ... Opened the campaign with two assists in his season debut at Binghamton on 10/11 **2013-14:** Made his NHL debut for the hometown Edmonton Oilers, scoring two goals in four appearances with the big club ... Captured career-highs in goals (10), assists (28) and points (38) in 65 games with the Oklahoma City Barons (AHL) ... Ranked second amongst Barons defensemen in all offensive categories and added one assist and four PIM in three Calder

Cup Playoff games ... Finished fifth on the team and tied for 11th in scoring among all AHL rearguards while serving as alternate captain ... Led all Oklahoma City defensemen with 11 multi-point games ... Posted a three-game (point streak (2+3) from 3/25 to 3/30 ... Had two assists in a 5-4 win over Rochester on 3/09 ... Totaled 10 points (3+7) in 11 games during the month of January, which included three multi-point outings ... Tallied two assists vs. Texas on 12/03 ... Had a career-best four-point (1+3) night to go along with a team-high seven shots in a 6-1 rout of Lake Erie on 11/21 ... Scored for the second straight game at Tampa Bay on 11/07 ... Made his NHL debut on 11/05 and scored his first NHL goal in the same game against former Amerks goaltender Jacob Markstrom of the Florida Panthers ... Potted his first goal of the season on the power-play at San Antonio on 10/26 ... Registered his first point as a Baron with an assist against Charlotte on 10/05 ... Made his season debut vs. Charlotte on 10/04 **2012-13:** Appeared in a career-high 70 games for the Barons, ranking third among team defensemen and fourth among rookies in scoring with 27 points (8+19) ... Played in all 17 playoff contests during Oklahoma City's run to the Western Conference Finals ... Finished the postseason with six points on three goals and three assists, good enough for 12th amongst defenseman ... Scored his first career playoff goal in Game 4 of the second-round series against Texas on 5/15 ... Registered his first pro playoff point with an assist in Game 4 at Charlotte on 5/03 ... Made his professional postseason debut in Game 1 of Oklahoma City's first-round series against Charlotte on



CAREER

4/26 ... Scored twice, including the game-winning goal, and was +3 at Houston on 4/10 ... Earned a season-high three points (1+2) in a 7-3 rout at Rockford on 3/30 ... Began a two-game series with Rockford with two points (1+1) and +2 on-ice rating on 3/08 ... Totaled three assists over a two-game set with Grand Rapids on 2/08 and 2/09 ... Notched the first multi-point outing of his pro career after assisting on both Barons goals in an 8-2 loss at Milwaukee on 1/25 ... Tallied an assist with a team-high nine shots at Chicago on 1/06 ... Had goals in back-to-back games against Milwaukee, including the game-winner on 11/17 ... Scored his first pro goal vs. Milwaukee on 11/16 ... Recorded his first pro point with an assist in a 6-4 loss to Houston on 10/26 ... Made his professional debut at Lake Erie on 10/12 **2011-12:** Fractured his femur during a preseason game just weeks after signing with Edmonton and missed the entire regular season as a result of the injury **2010-11:** Named team captain for his senior year at Princeton University (ECAC) ... Skated in 29 games for the Tigers after missing three of the first four games recovering from an offseason injury ... Scored 10 goals and added 12 assists for a career-high 22 points ... Became the third Princeton defenseman in the last 40 years to reach double figures in goals ... Completed career with 68 points, the second-highest total for a Princeton defenseman ... Named a First-Team All-Ivy in addition to earning All-ECAC First Team and AHCA East Second Team All-American honors ... Recipient of the team's 1941 Championship Trophy, presented annually to that varsity player who best reflected the winning spirit of the 1941 championship team and in so doing was an inspiration to his teammates, and the Blackwell Trophy, which is annually awarded to that member of the Princeton varsity hockey team who in play, sportsmanship and influence has contributed most to the sport ... Received his fourth selection to the ECAC All-Academic Team ... Had an assist in a loss at Yale in his first game of the season ... Added two assists in a 4-3 win at Colgate ... Scored on the power-play in a 3-0 win at Quinnipiac ... Added another goal on the power-play in a loss to Clarkson ... Notched a pair of assists in a win over St. Lawrence ... Scored the power-play game-winner in Princeton's second win over UMass-Lowell ... Tallied an assist in Princeton's win over Bowling Green at the UConn Hockey Classic ... Opened the scoring in Princeton's win at Connecticut ... Named the Most Valuable Player of the UConn Hockey Classic and was selected to the All-Tournament Team ... Scored two goals and added an assist in a win at St. Lawrence ... Had an assist in a win the following night at Clarkson ... Scored in consecutive losses to Union and Rensselaer ... Posted an assist in a tie at Harvard ... Scored two goals in a win over Brown ... Collected an assist in Princeton's Game 3 playoff loss to St. Lawrence **2009-10:** One of five Tigers to appear

in all 31 games ... Scored three goals and added 14 assists for 17 points, tops among Princeton defensemen ... Tied for the team lead with a +7 on-ice rating ... Recipient of the team's 1941 Championship Trophy as the varsity player who best reflected the winning spirit of the 1941 championship team and in so doing was an inspiration to his teammates ... Named a Second-Team All-ECAC and Second-Team All-Ivy ... Collected assists against Harvard, Cornell and UMass-Lowell ... Scored Princeton's first goal, then tallied a pair of assists in a 6-6 tie with Maine at the Florida College Classic ... Named to the Florida College Classic All-Tournament Team ... Had an assist in a 4-3 win over Quinnipiac at home ... Found the back of the net in a loss to Union ... Had an assist against Connecticut ... Had a power-play assist in a win over Dartmouth ... Notched assists in consecutive games at Clarkson and St. Lawrence ... Recorded two assists, including one on the game-winner, at Rensselaer ... Scored on the power play and was +3 in a win over Brown in the regular-season finale **2008-09:** Appeared in all 35 games as a sophomore, scoring three goals and 12 assists for a career-high 15 points from the blueline ... Paced all Tiger defensemen with a +13 on-ice rating ... Was one of 11 Tigers named to the ECAC All-Academic Team ... Posted an assist in Princeton's season-opening win at Brown ... Had an assist on Tyler Beachell's goal at Rensselaer ... Scored in a win at Union ... Added an assist against Mercyhurst ... Tallied an assist against Minnesota State ... Scored a shorthanded goal and added an assist against Nebraska-Omaha ... Notched assists against Harvard, Union and RPI ... Added assists in wins over Colgate and Clarkson ... Scored the game-winning goal with 18 seconds remaining in a win at Cornell ... Had an assist on Jody Pederson's game-winner against Yale ... Notched an assist on the first goal in the third-game of the ECAC quarterfinals against Union. **2007-08:** Skated in 32 games as a freshman at Princeton University ... Scored four goals and added 10 assists for 14 points ... Ranked third among Princeton defensemen in scoring ... Finished season with a +15 on-ice rating ... Added two power-play goals ... Awarded the team's Hobey Baker Award as top freshman ... Made his collegiate debut on 10/26 at Yale and tallied an assist ... Also added assists in wins at Colgate and Quinnipiac ... Scored his first collegiate goal against Notre Dame ... Registered two points (1+1) in a win at Nebraska-Omaha ... Notched two assists in Princeton's Ivy clinching win at Dartmouth ... Scored in a win over Colgate ... Earned a season-high three assists in the ECAC Quarterfinal series against Yale **2006-07:** Played junior hockey for the Spruce Grove Saints of the Alberta Junior Hockey League (AJHL) ... Scored 10 goals and had 33 assists for 43 points in his final junior season ... Served as an assistant captain ... Named the team's Best



CAREER

Defenseman and was voted Most Valuable Player for the second straight year ... Earned second AJHL All-Star selection **2005-06**: Scored 13 goals and added 18 assists for 31 points in 60 games for the Fort Saskatchewan Traders (AJHL) ... Named Traders' Rookie of the Year

and was voted the team's Best Defenseman ... Named an AJHL All-Star, earning him a roster spot for the 2006 Viking Cup, and was selected to the AJHL All-Rookie Team **2004-05**: Notched one assist in his lone appearance for Fort Saskatchewan

CAREER STATS

SEASON	TEAM	LEAGUE	REGULAR SEASON					PLAYOFFS				
			GP	G	A	P	PIM	GP	G	A	P	PIM
2004-05	Fort Saskatchewan	AJHL	1	0	1	1	0	-	-	-	-	-
2005-06	Fort Saskatchewan	AJHL	60	13	18	31	72	-	-	-	-	-
2006-07	Spruce Grove	AJHL	50	10	33	43	2	10	3	5	8	0
2007-08	Princeton	ECAC	32	4	10	14	32	-	-	-	-	-
2008-09	Princeton	ECAC	35	3	12	15	50	-	-	-	-	-
2009-10	Princeton	ECAC	31	3	14	17	34	-	-	-	-	-
2010-11	Princeton	ECAC	29	10	12	22	38	-	-	-	-	-
2011-12	Did Not Play	-	-	-	-	-	-	-	-	-	-	-
2012-13	Oklahoma City	AHL	70	8	19	27	30	17	3	3	6	6
2013-14	Edmonton	NHL	4	2	0	2	0	-	-	-	-	-
	Oklahoma City	AHL	65	10	28	38	51	3	0	1	1	4
2014-15	San Jose	NHL	7	0	4	4	4	-	-	-	-	-
	Worcester	AHL	65	6	28	34	37	4	1	0	1	6
2015-16	Vancouver	NHL	1	0	1	1	0	-	-	-	-	-
	Utica	AHL	63	8	25	33	48	4	0	0	0	4
NHL Totals			12	2	5	7	4	-	-	-	-	-
AHL Totals			263	32	100	132	166	28	4	4	8	16
College Totals			127	20	48	68	154	-	-	-	-	-
Junior Totals			111	23	52	75	74	10	3	5	8	0
Pro Totals			275	34	105	139	170	28	4	4	8	16



PAUL GEIGER DEFENSE

3



Born: **July 28, 1992** in STOUFFVILLE, ONTARIO

Shoots: **Left** Height: **6 ft 3 in.** Weight: **212 lbs.**

Acquired: **Signed a one-year American Hockey League contract with the Rochester Americans on May 23, 2016.**

LAST SEASON

2015-16: Registered two points (1+1) over a nine-game amateur tryout with the Albany Devils (AHL) following the completion of his senior season at Clarkson University (ECAC) ... Opened the scoring with his first pro goal – and the eventual game-winner – in a 3-0 win over Binghamton on 4/03 ... Recorded his first pro point with an assist at Hershey on 3/26 ... Made his professional/AHL debut at Bridgeport on 3/20 ... Clarkson's second-year captain played the leading role in helping the Knights finish in a tie for fifth place in the ECAC Hockey standings while reaching the 20-win mark overall ... Named an ECAC

Hockey Third-Team All-Star ... Led the Knights' stingy defensive effort and named Clarkson's Best Defensive-Defenseman ... Tallied 13 points (5+8) in 35 games ... One of the least penalized players in the country with just three penalties overall with two coming in his final collegiate games, at St. Lawrence (3/11-3/12) ... Last goal came in 5-2 win over Princeton on 2/12 ... Clarkson's nominee for ECAC Hockey Student-Athlete of the Year ... Clarkson Hockey's Scholar-Athlete of the Year ... Named to the ECAC Hockey All-Academic Team for the fourth straight year

CAREER


2014-15: The Golden Knights' captain ... Just one of two players and only defenseman to skate in all 37 games ... Played a leading role in Clarkson's stingy effort on the blueline and contributed nine points (1+8) offensively ... Scored the game-winning goal and tallied an assist in the 2-1 victory at Brown on 11/08 ... Twice named to ECAC Hockey's weekly Honor Roll (11/09, 12/09) ... Was honored with Clarkson's Fran Neragin Award, presented to a player who displays unselfish play and sportsmanship both on and off the ice ... Recipient of Clarkson Hockey's Junior Academic Achievement Award ... Named to ECAC Hockey All-Academic team **2013-14:** Played a key role in Clarkson's best season in six years with solid two-way play on the blueline ... Named Clarkson's Best Defensive Player ... One of just four Knights to skate in all 42 games ... Led the team in scoring from the blueline with 17 points on five goals and 12 assists ... Posted a team-best +7 plus/minus rating ... Was also a force on the power-play with two goals and five assists on the man-advantage ... Had a pair of two-assist outings in a 4-1 win over RIT on 10/18 and in a 4-3 victory at Brown on 11/01 to start the ECAC Hockey campaign ... Served as an assistant captain in Clarkson's first playoff series victory since 2007, the 2-1 first-round series win over Princeton (3/07-3/09) ... Named to ECAC Hockey weekly Honor Roll once (10/22) ... Named to the ECAC Hockey All-Academic team **2012-13:** Enjoyed a solid freshman campaign and was named to the ECAC

Hockey All-Rookie team, becoming the first Golden Knight to earn that honor since 2006 ... Was the top-scoring freshman defenseman in league play ... Tallied 12 points, overall including 10 assists, and posted 10 points (2+8) in ECAC Hockey action ... One of only four Golden Knights to skate in all 36 games ... First collegiate goal was a score against Quinnipiac on 11/16 ... Recorded one goal and one assist in 7-2 win over Princeton on 11/17 at Cheel Arena ... Twice named to conference weekly Honor Roll (11/20, 2/18) ... Selected as the Knights' Rookie of the Year ... Named to the ECAC Hockey All-Academic team. **2011-12:** Named the Ontario Junior Hockey League's Best Defenseman (OJHL) ... A top scorer in the OJHL from the blueline with 1.25 points per game with 54 points, including 41 assists, which ranked fifth overall in the league ... Helped to lead the Stouffville Spirit to the OJHL playoff title and a berth in the Dudley Hewitt Central Canada Junior A Championship final ... Played 25 games in the playoffs and led all OJHL defensemen in scoring with 34 points, including 31 assists **2010-11:** Had a breakout rookie campaign with Stouffville, ranking fourth among team defensemen with 34 points (3+31) in 31 games ... Added eight points (3+5) in 19 playoff contests for the Spirit **2009-10:** Scored one goal and had five assists in 16 games for the Markham Waxers of the OJHL **INTERNATIONAL COMPETITION:** Won a silver medal as a member of Team Canada East at the 2011 World Junior 'A' Challenge.



PAUL GEIGER DEFENSE **3**

CAREER STATS			REGULAR SEASON					PLAYOFFS				
SEASON	TEAM	LEAGUE	GP	G	A	P	PIM	GP	G	A	P	PIM
2009-10	Markham	OJHL	16	1	5	6	8	-	-	-	-	-
2010-11	Stouffville	OJHL	50	3	31	34	12	19	3	5	8	4
2011-12	Stouffville	OJHL	43	13	41	54	26	25	3	31	34	10
2012-13	Clarkson Univ.	ECAC	36	2	10	12	16	-	-	-	-	-
2013-14	Clarkson Univ.	ECAC	42	5	12	17	24	-	-	-	-	-
2014-15	Clarkson Univ.	ECAC	37	1	8	9	24	-	-	-	-	-
2015-16	Clarkson Univ.	ECAC	35	5	8	13	6	-	-	-	-	-
	Albany	AHL	9	1	1	2	2	-	-	-	-	-
AHL Totals			9	1	1	2	2	--	--	--	--	--
College Totals			150	13	38	51	70	-	-	-	-	-
Junior Totals			109	17	77	94	46	44	6	36	42	14
Pro Totals			9	1	1	2	2	-	-	-	-	-



DEREK GRANT CENTER

27



Born: April 20, 1990 in ABBOTSFORD, BRITISH COLUMBIA

Shoots: Left **Height:** 6 ft. 3 in. **Weight:** 202 lbs.

Acquired: Signed a one-year, two-way NHL contract as a free agent with the Buffalo Sabres on July 2, 2016.

Drafted: Ottawa Senators' fourth-round selection (119th overall) in the 2008 NHL Entry Draft.

LAST SEASON

2015-16: Had one assist in 15 NHL games with the Calgary Flames (AHL) ... Recorded AHL career-high totals in goals (27), assists (18) and points (45) despite appearing in just 36 games for the Stockton Heat ... Named the Heat's Team MVP, best offensive player and fan favorite ... Tied for the team lead and tied for sixth in the AHL in goals ... Led all Heat players with 1.25 points per game, in addition to leading all Stockton skaters with a +7 on-ice rating and five game-winning goals ... Named to the AHL All-Star Classic in Syracuse, marking his first career AHL All-Star Game appearance ... Recorded his only NHL point of the season with an assist at Arizona on 3/28 ... Had points in 10 straight road games (6+11) from 12/20 to 3/19, tying for the second-longest such streak in the AHL in 2015-16 ... Had a career-best six-game goal scoring streak from 1/27 to 3/19, scoring nine goals in that span ... Fractured jaw during practice on 2/08 and missed 14 games; led all AHL players

with 23 goals at the time of the injury ... Recorded 27 points (15+12) in 15 games from 12/31 to 3/19, including two separate franchise-record seven-game point streaks ... Won the AHL All-Star CCM Fastest Skater competition with a time of 14.307 ... Recorded three points (2+1) at the AHL All-Star Challenge, tying for the lead in points ... Named the CCM/AHL Player of the Month for January after posting 19 points (10+9) in just 10 games ... Had three two-goal games, all wins for Stockton, with six multi-point efforts and two four-point nights over that span ... Matched his high with four points (2+2) vs. Bakersfield on 1/30 ... Set a career high with four points (1+3) at Iowa on 1/17 ... Posted a five-game point streak (4+4) from 12/16-12/27 ... Scored the first goal in Stockton Heat history 4:22 into the first period of the home opener vs. Rockford on 10/0 before adding a second goal to register his first of eight two-goal games on the season

CAREER

2014-15: Appeared in a career-high 73 AHL games with the Binghamton Senators, tallying a career-high 21 goals ... Ranked third among all Senators skaters in goals (21) and shots (177), and finished fifth in points (38) ... Tied for the team lead with nine power-play goals ... Closed out the regular season with a goal in a 5-0 win over Rochester on 4/18 ... Logged a season-best five-game point streak (2+4) from 2/15-2/21 ... Recorded his 100th AHL point with a goal vs. Norfolk on 1/31 ... Notched three points (1+2) against Lehigh Valley on 12/31 ... Registered back-to-back two-goal games at Hershey on 12.13 and at Lehigh Valley on 12/17 ... Scored two goals in his 200th AHL game vs. Albany on 11/22 ... Scored twice and had seven shots in a 5-4 loss to Lehigh Valley on 10/25 **2013-14:** Split the season between the Ottawa and Binghamton Senators ... Set NHL career-highs in games played (20), assists (2) and points (2) with the big club ... Recorded 22 points (12+10) in 46 games for Binghamton, ranking ninth in scoring among Sens forwards ... Tied for second in the AHL with a team-beat three shorthanded goals ... Added one assist in four Calder Cup Playoff appearances ... Totaled four goals through the first four games of April and finished the month with seven points (4+3) in his final eight games of the regular season ... Scored twice vs. Albany on 1/24 ... Had a three-

game point streak (1+2) from 12/13 to 12/20 ... Collected an assist vs. Minnesota on 11/20 ... Recorded his first NHL point with an assist while logging a season-high 13:39 of ice time against the NY Islanders on 11/01 ... Made NHL season debut vs. Edmonton on 10/19 ... Opened the campaign with a shorthanded marker in the 4-3 season-opening win over Syracuse on 10/05 **2012-13:** Spent the majority of the season in the American Hockey League with Binghamton while also appearing in five NHL games with Ottawa ... Played 63 AHL games, scoring a team-best 19 goals and adding nine assists for 28 points ... Tied for 10th on the team in scoring and ranked fifth in shots (121) ... Led all B-Sens players with a career-high five shorthanded goals ... Was held scoreless in three AHL playoff contests ... Notched two points (1+1) in the regular season finale at Syracuse on 4/21 ... Tallied a pair of assists against Norfolk on 3/16 ... Skated 11:20 against the NY Islanders on 2/19 ... Made his NHL debut at Toronto on 2/16, recording one shot over 7:30 of ice time ... Received his first career NHL recall from Ottawa on 2/15 ... Appeared in his 100th AHL game vs. Syracuse on 12/26 ... Added two more goals in back-to-back games to bring his November total to six goals and seven points ... Totaled four points on two goals and two assists over a six-game span to close out the month of December



CAREER

... Had a season-long three-game goal-scoring streak (4+0) from 11/10 to 11/17 ... Scored his first goal of the season vs. Syracuse on 10/20

2011-12: Played in 60 games for the Binghamton Senators in his first full American Hockey League season ... Ranked ninth on the team in points (23) and finished 10th in goals (8) and tied for 10th in assists (15) ... Placed sixth among all Senators in shots on goal (119) ... Racked up a season-high 14 PIM at Norfolk on 4/07 ... Helped Binghamton to a 5-1 win with two points (1+1) against St. John's on 2/28 ... Recorded two assists at Syracuse on 3/02 ... Assisted on two goals at Syracuse on 12/30 ... Recorded his first career three-point game (1+2) vs. Adirondack on 11/24 ... Had two points (1+1) at Wilkes-Barre/Scranton on 10/15

2010-11: Joined the Binghamton Senators (AHL) for a 14-game stint at the conclusion of his sophomore season at Michigan State (CCHA), recording one goal and five assists for six points ... Went on to win the Calder Cup with Binghamton after appearing in each of the seven games of the Atlantic Division semifinal series against Manchester ... Finished the postseason with two points (1+1) while helping the Senators capture the franchise's first-ever AHL title ... Scored the game-winning goal in overtime of Game 2 to tie the series ... Appeared in all 38 games for the Spartans and was the team's top scorer with 33 points while also leading the squad with 25 assists ... Made his professional postseason debut in Game 1 of Binghamton's second-round series against Manchester on 4/14 and netted his first playoff goal the following night in Game 2 ... Posted a three-game point streak (1+3) from 3/26 to 4/01 ... Scored his first pro goal on the power-play as part of his first career multi-point game (1+1) at Syracuse on 4/01 ... Registered his first pro point with an assist in just his second AHL game at Charlotte on 3/12 ... Made his professional debut with Binghamton at Norfolk on 3/11 ... Scored an insurance goal in a tight 2-0 victory over Bowling Green on 2/26 ... Put up a career-best four-point game with two goals and two assists against Alaska on 2/19, which included the game-winner ... Had three assists in the Northern Michigan series and was a +2 (2/11-2/12) ... Scored a shorthanded empty-net tally at Ohio State to seal a 2-0 victory on 2/04 ... Had an assist and was +2 in the Miami victory on 1/22 ... Tallied a pair of assists, both on Brett Perlini tallies, in a 4-0 shutout victory at Lake Superior on 1/14 and had his first goal in 10 games in the 2-2 tie against the Lakers the next night ... Had two assists in each of the games at the Great Lakes Invitational (12/29-12/30), including on Dustin Gazley's third-period game-winner in the consolation game against Michigan Tech ... Assisted on Brett Perlini's game-winner and scored a third period goal at Minnesota in a 5-2 victory on 11/26 ... Scored a second period tally at Notre Dame on 11/19 ... Recorded a season high three assists in a 4-0 victory over Ohio State on 11/13 ... Scored a goal and notched an

assist against Ohio State on 11/12 ... Recorded a season-best seven point scoring streak over four games against Ohio State (11/12-11/13) and Notre Dame (11/19-11/20) **2009-10:** Appeared in all 38 games for Michigan State as a freshman while skating on the top Spartans line with Nick Sucharski and former Amerk Corey Tropp ... Put together a 30-point campaign, good for Honorable Mention honors to the CCHA All-Rookie Team ... Third on the team in goals (12) and tied for fourth in assists (18) ... His 30 points ranked in a tie for third among freshmen in the Rick Comley regime ... David Booth, another former Amerk, had 36 points in 2002-03 ... Captured 17 of his points (8+9) came on the power play ... Named the CCHA Rookie of the Month in October, as he was the nation's top rookie scorer with 10 points (4+6) in the eight games ... Had multiple-point efforts in his first three collegiate games ... Started his college hockey career with a six-game point-scoring streak ... First collegiate point was an assist on Corey Tropp's goal, the first of the season for MSU ... Scored MSU's lone goal in a loss to Michigan in the first of two CCHA quarterfinal-round games at Munn on 3/12 ... Had an assist and was a +1 with a season-best two blocked shots in a 5-2 win over Bowling Green on 2/26 ... Scored MSU's lone goal in a loss at Ferris State on 2/19 ... Had a goal and a pair of assists in a 5-2 win over Ohio State, including an assist on Torey Krug's game-winner ... Had a goal and an assist in a home tie against Notre Dame on 1/16, assisting on a Nick Sucharski's power-play tally in the first period, in addition to notching the game-tying goal with just over two minutes remaining in regulation ... Potted the game-winning tally in a 4-2 victory over Lake Superior on 1/08, and added an assist the next night against the Lakers ... Had an assist and was a +3 in the Great Lakes Invitational ... Had a pair of assists in the overtime victory at Bowling Green on 12/11, recording the primary assist on both Corey Tropp's game-tying goal as well as Torey Krug's overtime game-winner ... Assisted on the lone goal in a hard-fought win at Northern Michigan on 12/05 ... Had a three-point effort with a hand in each goal scored (1+2) in a loss to Wisconsin on 11/27 ... Scored MSU's only goal in a 1-1 tie with Notre Dame on 11/19 ... Netted the game-winning goal in a 3-0 win over Nebraska-Omaha on 11/05, then assisted on the game-tying tally the next night against the Mavericks ... Held without a point for the first game in his MSU career in the first game against Western Michigan University, but assisted on the game-winner in the second game against the Broncos (10/30-10/31) ... Scored a pair of goals in the split at Miami (10/23-10/24), both coming on the power play ... Added three assists in the Maine series (10/16-10/17) ... Had a goal and an assist in each of the games in the Clarkson series (10/09-10/10) **2008-09:** Piled up 60 points on 25 goals and 35 assists despite appearing in just



DEREK GRANT CENTER **27**

CAREER

35 games for the Langley Chiefs of the British Columbia Hockey League ... Finished third on the team and ranked 17th in the league in scoring despite playing in half as many games as most league leaders ... Was 21st overall in goals and 29th in assists ... Scored one goal and added three assists in four playoff contests **2007-08:** Had breakout rookie season for Langley, during he which he posted 63 points (24+39) in


57 games ... Ranked second on the team in assists (39) and points was fourth in goals (24) ... Finished third on the team in postseason scoring with 10 points (5+5) in 12 games **INTERNATIONAL COMPETITION:** Member of 2008 Team Canada West which captured a silver medal in Camrose, Alberta

CAREER STATS

REGULAR SEASON

PLAYOFFS

SEASON	TEAM	LEAGUE	GP	G	A	P	PIM	GP	G	A	P	PIM
2007-08	Langley	BCHL	57	24	39	63	44	12	5	5	10	15
2008-09	Langley	BCHL	35	25	35	60	22	4	1	2	3	2
2009-10	Michigan State U.	CCHA	38	12	18	30	10	-	-	-	-	-
2010-11	Michigan State U.	CCHA	38	8	25	33	44	-	-	-	-	-
	Binghamton	AHL	14	1	5	6	0	7	1	1	2	2
2011-12	Binghamton	AHL	60	8	15	23	26	-	-	-	-	-
2012-13	Ottawa	NHL	5	0	0	0	0	-	-	-	-	-
	Binghamton	AHL	63	19	9	28	37	3	0	0	0	6
2013-14	Ottawa	NHL	20	0	2	2	4	-	-	-	-	-
	Binghamton	AHL	46	12	10	22	30	4	0	1	1	2
2014-15	Binghamton	AHL	73	21	17	38	45	-	-	-	-	-
2015-16	Calgary	NHL	15	0	1	1	2	-	-	-	-	-
	Stockton	AHL	36	27	18	45	36	-	-	-	-	-
NHL Totals			40	0	3	3	6	-	-	-	-	-
AHL Totals			292	88	74	162	174	14	1	2	3	10
College Totals			76	20	43	63	54	-	-	-	-	-
Junior Totals			92	49	74	123	66	16	6	7	13	17
Pro Totals			332	88	77	165	180	14	1	2	3	10



VACLAV KARABACEK RIGHT WING

18



Born: **May 2, 1996** in PRAGUE, CZECH REPUBLIC

Shoots: **Right** Height: **6 ft. 0 in.** Weight: **199 lbs.**

Acquired: **Buffalo Sabres' second-round selection (49th overall) in the 2014 NHL Entry Draft.**

Signed a three-year, entry-level NHL contract with Buffalo on **May 26, 2016.**

LAST SEASON

2015-16: Scored a career-high 18 goals and finished his junior career with 30 points while splitting the season between the Baie-Comeau Drakkar and Moncton Wildcats of the Quebec Major Junior Hockey League ... Traded midseason to Moncton, where he finished among the team's top 10 forwards in scoring ... Added nine points (6+3) in 17 postseason appearances for Moncton, tying for third on the team in goals and fourth in points ... Posted a season-long three-game goal-scoring streak (3+0) from 3/04 to 3/09 before closing out the regular season with six points (5+1) in seven March contests ... Scored twice in a 4-2

win over Blainville-Boisbriand on 2/17 ... Had a goal with an assist in his debut for Moncton against Quebec on 1/15, which also capped a three-game point streak of two goals and three assists ... Recorded an assist in his final appearance for Baie-Comeau vs. Victoriaville on 12/05 ... Extended point streak to three games with a season-high four points (1+3) by factoring in all four goals in a 5-4 overtime loss at Halifax on 11/07 ... Tallied a pair of assists at Acadie-Bathurst on 11/06 ... Fired a team-high 10 shots on goal against Charlottetown on 10/17 ... First goal of the season was the game-winner in a 3-2 win at Quebec on 9/27

CAREER

2014-15: Split his third campaign in the QMJHL between the Gatineau Olympiques and Baie-Comeau Drakkar, totaling 40 points (17+23) and 62 PIM in 59 regular-season appearances... Traded midseason to Baie-Comeau, where he closed out the year ranked fifth on the team in scoring... Added five power-play goals... Fired 139 shots on goal while winning 52.9% off his face-off attempts, going 9-for-17... Recorded 11 points (4+7) in 12 playoff contests with Baie-Comeau to finish fourth on the team in postseason scoring... Ended the regular season with a goal against Chicoutimi on 3/21... Collected a season-high three points (1+2) and was +2 in a 6-5 shootout loss to Moncton on 2/12... Scored his first goal as a member of the Drakkar at Sherbrooke on 1/10... Debuted for Baie-Comeau at Rimouski on 1/03 and earned his first point with his new team on an assist the very next night against the Oceanic on 1/04... Acquired by Baie-Comeau in exchange for forward Valentin Zykov just after the New Year... Had a goal in his final game with the Olympiques on 12/29... Tallied two assists at Chicoutimi on 12/05... Found the back of the net in four straight games for a season-long four-game point streak (4+1) from 11/21 to 11/29... Scored twice and was +2 in a 5-3 win over Blainville-Boisbriand on 10/01... Opened the season with two assists against Cape Breton on 9/25 **2013-14:** Completed his rookie

season in North America with 47 points (21+26) in 65 games with Gatineau... Finished fifth on the team in points and ranked fifth in scoring among league rookies... Tied for second on the team with six power-play tallies... Added 12 points (6+6) in nine playoff contests for Gatineau, ranking third on the team and second among QMJHL rookies... Opened the postseason with three points (1+2) and was +5 in his playoff debut in Game 1 of Gatineau's first-round series against Cape Breton on 3/21... Finished with three points (1+2) and was +2 against Baie-Comeau on 2/21... Tallied two assists vs. Rouyn-Noranda on 2/09... Registered his first multi-goal game (2+0) at Shawinigan on 1/26... Had another four-game point streak of three goals and two assists from 1/12 to 1/23... Posted a season-long four-game point streak (3+3) from 12/01 to 12/13, scoring goals in three of the four games over that span... Recorded three straight games with seven shots on goal (10/24 at Sherbrooke, 10/26 at Rimouski and 10/27 at Quebec)... Had a three-game point streak (1+3) from 10/06 to 10/12... Recorded his first multi-point game with a goal and an assist at Sherbrooke on 10/06... Notched a season-high three points (1+2) vs. Shawinigan on 9/28... Scored his first career goal in his QMJHL debut vs. Val d'or on 9/13

CAREER STATS

			REGULAR SEASON					PLAYOFFS				
SEASON	TEAM	LEAGUE	GP	G	A	P	PIM	GP	G	A	P	PIM
2013-14	Gatineau	QMJHL	65	21	26	47	40	9	6	6	12	10
2014-15	Gatineau	QMJHL	31	11	14	25	44	-	-	-	-	-
	Baie-Comeau	QMJHL	28	6	9	15	18	12	4	7	11	14
2015-16	Baie-Comeau	QMJHL	23	8	8	16	30	-	-	-	-	-
	Moncton	QMJHL	24	10	4	14	26	17	6	3	9	14
Junior Totals			171	56	61	117	158	38	16	16	32	38



JASON KASDORF GOALIE

33



Born: May 18, 1992 in WINNIPEG, MANITOBA

Catches: Left **Height:** 6 ft. 4 in. **Weight:** 200 lbs.

Acquired: Acquired by the Buffalo Sabres along with Evander Kane and Zach Bogosian from the Winnipeg Jets in exchange for Tyler Myers, Drew Stafford, Joel Armia, Brendan Lemieux and a 2015 first-round draft pick on February 11, 2015. Signed an entry-level NHL contract with the Buffalo Sabres on March 14, 2016. Re-signed a one-year, two-way contract with Buffalo on July 17, 2016.

LAST SEASON

2015-16: Made his lone appearance for the Buffalo Sabres on 4/08, stopping 26 shots in a 4-1 loss to the Columbus Blue Jackets ... Was one of three players to make their NHL debuts in the game against Columbus, joining forwards Cole Schneider and Evan Rodrigues ... Completed his collegiate career at Rensselaer Polytechnic Institute (R.P.I., ECAC) with a 12-12-5 record in 30 games ... Closed out his senior campaign with a

2.30 goals-against average and finished fourth in the ECAC with a .931 save percentage ... Totaled a career-high 916 saves on 984 shots he faced and posted two shutouts ... Named the ECAC Goalie of the Week for period ending Jan. 19, 2016 and was an All-ECAC Hockey Second Team honoree ... Made a season-high 43 saves in a shutout against Harvard on 12/05

CAREER

2014-15: Started all 33 games played at R.P.I. as a junior, owning an 11-19-2 record with a 2.97 goals-against average and a .902 save percentage ... Started 19 games in conference, boating a 7-9-2 record ... Had 831 saves in 1816:10 minutes ... One shutout came stopping 26 shots in Rensselaer's 3-0 win over Cornell on 1/17 ... Two-time ECAC Goaltender of the Week (1/19, 11/03) ... One-time ECAC Player of the Week Nominee (3/02) **2013-14:** Appeared in only two games for the Engineers, starting both, before missing the final 35 games of the season due to injury ... Finished the injury-shortened season with a 3.49 goals-against average and a .786 save percentage, posting a 1-1-0 record ... Stopped all 13 shots in fourth career shutout in 6-0 win over Sacred Heart on 10/12 **2012-13:** Played in 23 games, including 22 as starter, during his rookie campaign at R.P.I. ... Finished with a .935 save percentage while setting the single-season school record with an impressive 1.62 goals-against average ... Second in school history for single season save percentage ... Posted 14-5-2 record with three shutouts ... Posted 12-2-2 record in league play ... Owned a .945 save percentage and 1.39 goals-against average against ECAC Hockey opponents ... Made 31 saves in 5-1 win over Brown University on 2/15 ... Earned back-to-back shutouts of Harvard (11 saves) and Dartmouth (28 saves) on 2/01 and 2/02, respectively ... Stopped 34 shots in 3-2 win over nationally-ranked Cornell on 1/19 ... Had 32 saves in 2-1 win against nationally-ranked Colgate on 1/18 ... Stopped 36 shots in 6-1 win at nationally-ranked Yale on 12/07 ... Turned aside 30 saves in 4-1 win over Mercyhurst in first career start on 11/17 ... ECAC Hockey Goaltender of the Week twice and was named ECAC Hockey Rookie of the Week on three different occasions ... ECAC Goaltender of the Month once ... HCA National Rookie of the Month for February Named the ECAC Hockey Rookie of the Year in addition to earning All-ECAC Hockey Second Team

honors ... Voted R.P.I.'s outstanding Freshman of the Year **2011-12:** Spent one season with the Des Moines Buccaneers of United States Hockey League (USHL) ... Went 10-16-5 with a 3.43 goals-against average and a .894 save percentage in 33 appearances ... Ranked 19th among league goaltenders in goals-against average and save percentage ... Totaled 843 saves on 943 shots against with three shutout performances ... Earned back-to-back wins at Muskegon and Youngstown on 1/13 and 1/120, respectively ... Turned aside all 36 shots he faced for his third shutout of the year against Dubuque on 11/26 ... Had a season-long three-game win streak, capped by his second shutout of the season – a season-high 46-save effort – over a three-game set with Omaha from 11/11 to 11/23 ... Posted a 35-save effort for his first career shutout vs. Green Bay on 11/04 ... Stopped 20 of 21 shots against for his first career win against Tri-City ... Stopped 26 attempts in his USHL debut against Fargo on 10/01 **2010-11:** Completed second season with the Portage Terriers of the Manitoba Junior Hockey League (MJHL) ... Posted a 24-10-0 record with a 2.53 goals-against average and a .912 save percentage while backstopping the Terriers to both the MJHL and Anavet Cup championships ... Named the runner-up for the MJHL's Goalie of the Year and Most Valuable Player ... Tied for second in the league with two shutouts and ranked third among all netminders in wins (24), third in goals-against average, sixth in minutes played (2,018), seventh in save percentage and eighth in saves (881) ... Went 7-3 in the postseason with a 2.16 goals-against average and a .919 save percentage ... Recorded 250 saves with one shutout through 10 starts **2009-10:** Posted a 19-10-5 record to go along with a 2.55 goals-against average and a .911 save percentage in 35 games for Portage ... Made 907 saves and had to shutout performances



JASON **KASDORF** GOALIE **33**

CAREER STATS

REGULAR SEASON

PLAYOFFS

YEAR	TEAM	LEAGUE	GP	MIN	GA	SO	W-L-T	SVS	SV%	AVE	GP	MIN	GA	SO	W-L	SVS	SV%	AVE
2009-10	Portage	MJHL	35	2,094	89	2	19-10-5	907	.911	2.55	-	-	-	-	-	-	-	-
2010-11	Portage	MJHL	34	2,018	85	2	24-10-0	881	.912	2.53	10	610	22	1	7-3	250	.919	2.16
2011-12	Des Moines	USHL	33	1,750	100	3	10-16-5	843	.894	3.43	-	-	-	-	-	-	-	-
2012-13	R.P.I.	ECAC	23	1,329	36	3	14-5-2	521	.935	1.62	-	-	-	-	-	-	-	-
2013-14	R.P.I.	ECAC	2	103	6	1	1-1-0	22	.786	3.49	-	-	-	-	-	-	-	-
2014-15	R.P.I.	ECAC	33	1,816	90	1	11-19-2	831	.902	2.97	-	-	-	-	-	-	-	-
2015-16	R.P.I.	ECAC	30	1,777	68	2	12-12-5	916	.931	2.30	-	-	-	-	-	-	-	-
	Buffalo	NHL	1	60	4	0	0-1-0	26	.867	4.00	-	-	-	-	-	-	-	-
NHL Totals			1	60	4	0	0-1-0	26	.867	4.00	-	-	-	-	-	-	-	-
College Totals			88	5,025	200	7	38-37-9	2,290	.920	2.39	-	-	-	-	-	-	-	-
Junior Totals			102	5,862	274	7	53-36-10	2,631	.906	2.80	10	610	22	1	7-3	250	.919	2.16
Pro Totals			1	60	4	0	0-1-0	26	.867	4.00	-	-	-	-	-	-	-	-



JUSTIN KEA CENTER

14



Born: **February 7, 1994** in WOODVILLE, ONTARIO

Shoots: **Left** Height: **6 ft. 4 in.** Weight: **220 lbs.**

Acquired: **Buffalo Sabres' third-round selection (73rd overall) in the 2012 NHL Entry Draft.**

LAST SEASON

2015-16: Had one assist and 53 PIM in a career-high 32 American Hockey League games with the Rochester Americans ... Added six points in 17 ECHL contests for the Elmira Jackals ... Registered his first point of the season with his first assist as an Amerk against Grand Rapids on 4/03 ... Appeared in his 100th pro game against Utica on 3/11 ... Skated in Rochester's 5-4 win at Syracuse on 2/05 ... Assigned to Rochester on 1/10 ... Posted a three-game goal-scoring streak from

12/12 to 12/18 ... Scored twice for his first career multi-goal game and had the game-winner in a 6-4 win at Adirondack on 12/16 ... Netted his first goal of the season in a 4-0 win over Norfolk on 12/12... Recorded an assist in his season debut for Elmira vs. Kalamazoo on 12/02 ... Reassigned to the Elmira Jackals (ECHL) by the Buffalo Sabres (NHL) on 12/01 ... Made his season debut at Hershey on 11/15 ... Missed nine games (10/16-11/06) due to injury

CAREER

2014-15: Scored two goals and racked up 56 PIM in 26 games with the Amerks ... Appeared in 35 ECHL games with Elmira, posting career-highs in goals (5), assists (7), points (12) and penalty minutes (65) ... Netted the lone goal in a 5-1 loss at Toronto on 4/11... Scored his first goal as an Amerk at Utica on 3/20... Racked up a team-high 20 PIM, including two fighting majors, at Lake Erie on 2/24... Assigned to Rochester on 2/16... Reassigned to Elmira on 1/22... Assigned to Rochester on 12/27... Reassigned to Elmira on 11/28... Made his Amerks season debut against Utica on 11/21... Notched 12 points (5+7) in 35 games for Elmira in between AHL call-ups... Assigned to Rochester on 11/20... Collected five points (2+3) over a four-game point streak from 11/08 to 11/19 prior to his recall... Picked up a goal and added an assist for his first career multi-point game in a 4-1 win over Evansville on 11/15... Recorded an assist in a 3-2 win over Brampton on 10/31... Scored his first pro goal in a 6-5 loss to Reading on 10/24... Registered his first professional point with an assist in his ECHL debut against Kalamazoo on 10/17... Reassigned to Elmira on 10/15... Assigned to Rochester on 10/12... Reassigned to Elmira Jackals by the Buffalo Sabres (NHL) on 10/10 **2013-14:** Appeared in one regular season game with the Amerks... Completed his junior career by capturing career-highs in all offensive categories, including goals (22), assists (27) and points (49) in 58 games with the Saginaw Spirit of the Ontario Hockey League... Posted a team-best +14 on-ice rating and ranked fifth in the OHL with four shorthanded goals while serving as an alternate captain for the Spirit... Recorded his second straight 22-goal season and finished fourth on the team in points... Finished tied for third in playoff scoring with four points (1+3) in five postseason games for Saginaw... Compiled 13 multi-point outings on the season, including seven straight between 10/26

and 11/23... Made his professional/AHL debut at Toronto on 4/05... Closed out the regular season on a three-game point streak (3+1), including a pair of goals at Sault Ste. Marie on 3/14... His second tally of the game marked the 50th of his junior career... Registered three assists in an 8-3 win at Windsor on 3/06... Tallied a pair of goals and added an assist in a 5-2 win over Kitchener on 2/28... Notched three points (2+1) at Kingston on 11/10... Scored twice in a 4-3 loss to Sault Ste. Marie on 11/02... Netted goals in back-to-back games vs. Barrie on 10/26 and vs. Plymouth on 10/30... Had a season-long five-game point streak (2+5) from 10/04 to 10/14... Appeared in his 200th game for Saginaw against North Bay on 9/28... Opened the campaign on a three-game assist streak (0+3) from 9/20 to 9/27 **2012-13:** Completed his third season with the Saginaw Spirit (OHL), capturing career-highs in all offensive categories in goals (22), assists (26), points (48), penalty minutes (102), games played (68) and plus/minus (+12)... Added one goal in four playoff contests... Finished fifth on the team in goals, assists and points... Ranked seventh in the OHL with three short-handed goals... One of just four Spirit players to appear in all 68 regular-season games... Notched 12 multi-point games... Posted three consecutive multi-point outings between 1/05 and 1/12, including back-to-back three-point games (2+1) against Owen Sound on 1/05 and Plymouth on 1/09... Had a three-game point streak (1+3) from 12/15 to 12/29... Had a season-long five-game point streak (2+5) 10/20 to 11/03 **2011-12:** Tallied 14 points (3+11) and racked up 76 PIM in 65 games for Saginaw... Posted a three-game assist streak (0+5) from 3/10 to 3/16 to close out the regular season... Collected five points (1+4) in 12 postseason appearances **2010-11:** Appeared in 62 games in his rookie season with the Spirit... Registered six points on four goals and

CAREER

two assists while piling up 49 PIM, helping Saginaw to a first-place finish in the West Division... Made his OHL playoff debut in Game 1 at Guelph on 3/25... Scored his first-career goal at Owen Sound on 10/29... Recorded his first point with an assist vs. Sudbury on 9/30... Made his OHL debut at Kitchener on 9/24... Notched one assist in 10 playoff

games for Saginaw... **INTERNATIONAL COMPETITION:** Represented Ontario at the 2011 Under-17 World Hockey Challenge... In five games at the World Hockey Challenge, had one assist with eight PIM for the gold medal-winning Ontario squad.

CAREER STATS

SEASON	TEAM	LEAGUE	REGULAR SEASON					PLAYOFFS				
			GP	G	A	P	PIM	GP	G	A	P	PIM
2010-11	Saginaw	OHL	62	4	2	6	49	10	0	1	1	0
2011-12	Saginaw	OHL	65	3	11	14	76	12	1	4	5	2
2012-13	Saginaw	OHL	68	22	26	48	102	4	1	0	1	7
2013-14	Saginaw	OHL	58	22	27	49	97	5	1	3	4	0
	Rochester	AHL	1	0	0	0	0	--	--	--	--	--
2014-15	Rochester	AHL	26	2	0	2	56	--	--	--	--	--
	Elmira	ECHL	35	5	7	12	65	-	-	-	-	-
2015-16	Rochester	AHL	32	0	1	1	53	--	--	--	--	--
	Elmira	ECHL	17	4	2	6	9	-	-	-	-	-
Amerks/AHL Totals			59	2	1	3	109	--	--	--	--	--
ECHL Totals			52	9	9	18	74	-	-	-	-	-
Junior Totals			253	51	66	117	324	31	3	8	11	9
Pro Totals			111	11	10	21	183	-	-	-	-	-





MATTHEW LANE LEFT WING

17



Born: **March 15, 1994** in ROCHESTER, NEW YORK

Shoots: **Left** Height: **5 ft. 10 in.** Weight: **175 lbs.**

Acquired: **Signed a one-year American Hockey League contract with the Rochester Americans on April 6, 2016.**

LAST SEASON

2015-16: Skated in his final season at Boston University (H-East), ranking fourth on the team in scoring with a career-high 28 points on 14 goals and 14 assists ... Appeared in all 39 games for the Terriers while serving as assistant captain ... Third on the team with a +16 on-ice rating ... Posted three separate point streaks of three games ... Three-time Hockey East Top Performer (Dec. 7, Dec. 14, Feb. 1) ... Began season with three-game point streak of two goals and one assist ... Recorded three points

(2+1) in 6-5 win over Harvard on 1/07 as well as 6-1 win over Maine on 1/23 ... Tallied two goals in 4-1 win at then-No. 2 Quinnipiac on 2/12 ... Also had three points (1+2) in 5-3 win over Vermont on 12/05 ... Added an assist in each game of sweep of UMass in first round of Hockey East playoffs ... Found the back of the net in 11 different games, including tilts against Boston College on 1/15 and Michigan on 11/21

CAREER

2014-15: Finished seventh on the team in goals (8) and tied for seventh in points (18) as a junior at BU ... Scored in the NCAA Northeast Regional Final victory over Minnesota-Duluth on 3/28 ... Recorded an assist in the Hockey East championship game against UMass-Lowell on 3/21 ... Helped the Terriers to a two-game sweep of Merrimack in the Hockey East quarterfinals with a goal ... Had a goal against No. 17 Boston College on 1/16 ... Netted the Terriers lone goal in a 1-1 draw with No. 18 Merrimack on 12/05 ... Tallied a goal against No. 18 Harvard on 11/25 ... Scored a goal in a victory over Maine on 11/21 ... Scored the game-winning goal with 3:10 remaining in the third period of a 3-2 win against No. 14 Michigan on 10/25 ... Recorded two assists in an 8-1 victory over UMass on 10/10 **2013-14:** Played in all 35 games for the Terriers, finishing fifth among forwards in scoring with 16 points (7+9) ... Scored twice in a 4-2 win at Northeastern on 3/01 ... Had a goal in a victory against Vermont on 1/24 ... Provided the Terriers lone goal against Bentley on 12/14 ... Notched a pair of assists in a 3-3 draw against No. 14 North Dakota on 11/23 ... Registered a goal and an assist in a 4-3 victory against Providence on 11/01 ... Tallied BU's lone goal at Michigan State on 10/26 ... Collected two points in the Terriers 7-3 win over Wisconsin on 10/19 ... Recorded his first point

of the season with an assist in a 3-2 victory over Holy Cross on 10/12 **2012-13:** Appeared in 37 games as one of eight incoming freshmen at Boston University ... Scored four goals and added three assists for seven points ... Contributed a goal in the 6-3 victory over No. 4 Boston College in the Hockey East semifinal ... Registered an assist in a 3-3 tie with Providence ... Scored his first collegiate goal, the game-winner, at No. 5 North Dakota ... Recorded his first collegiate point with an assist in a 4-2 victory against Providence in the season-opener **2011-12:** Totaled 30 points (13+17) over 59 games with the USNTDP's Under-18 squad ... Named to the roster for first-ever CCM/USA Hockey All-American Prospects Game, which was held Sept. 29 in Buffalo **2010-11:** Accumulated 22 points on nine goals and 13 assists in 55 games while playing with Team USA's Under-17 team **INTERNATIONAL COMPETITION:** Was named one of Team USA's top three players at the 2012 Under-18 World Championship after helping the squad successfully defend its gold medal ... Won titles with Under-17 squad at 2011 Vlad Dzurilla Tournament and 2010 Four Nations Cup ... Scored three goals in six games for Under-17 Team that finished second at 2011 World Under-17 Hockey Challenge in Manitoba

PERSONAL

Younger brother of Phil Lane, forward for the AHL's Tucson Roadrunners and a former second-round pick of the Arizona Coyotes in 2010 ... Skated alongside Hudson Fasching during the 2011-12 season with U.S. National Development team




MATTHEW LANE LEFT WING 17

CAREER STATS

SEASON	TEAM	LEAGUE	REGULAR SEASON					PLAYOFFS				
			GP	G	A	P	PIM	GP	G	A	P	PIM
2010-11	USNTDP	USHL	55	9	13	22	12	2	0	0	0	0
2011-12	USNTDP	USHL	59	13	17	30	43	-	-	-	-	-
2012-13	Boston Univ.	H-East	37	4	3	7	12	-	-	-	-	-
2013-14	Boston Univ.	H-East	35	7	9	16	24	-	-	-	-	-
2014-15	Boston Univ.	H-East	41	8	10	18	16	-	-	-	-	-
2015-16	Boston Univ.	H-East	39	14	14	28	14	-	-	-	-	-
College Totals			152	33	36	69	66	-	-	-	-	-
Junior Totals			114	22	30	52	55	2	0	0	0	0





BRYCEN MARTIN DEFENSE

5



Born: **May 9, 1996** in CALGARY, ALBERTA

Shoots: **Left** Height: **6 ft. 2 in.** Weight: **200 lbs.**

Acquired: **Buffalo Sabres' third-round selection (74th overall) in the 2014 NHL Entry Draft.**

Signed a three-year, entry-level NHL contract with Buffalo on May 21, 2016.

LAST SEASON

2015-16: Split his final season in the Western Hockey League between the Saskatoon Blades and Everett Silvertips ... Scored six goals and matched a career-high with 31 assists in 66 combined regular-season appearances ... Traded to Everett midseason, where he closed out the year ranked first among defensemen and fifth overall on the team in scoring ... Scored two of his three goals for Everett on the power-play ... Had a goal and an assist in nine playoff contests with the Silvertips ... Closed out the regular season with two assists in the home-and-home series with Victoria on 3/18 and 3/19 ... Scored on the power-play at Spokane on 2/14 ... Netted the game-winner against Kelowna on 1/01

... Recorded his first point with the Silvertips with an assist at Tri-City on 12/11 ... Made his debut for Everett against Tri-City on 12/05 ... Tallied an assist in his final appearance for Saskatoon vs. Edmonton on 11/28 ... Had a four-game assist streak (0+4) from 11/22 to 11/28 ... Began the month of November on a season-long five-game point streak from 11/03 to 11/20, recording nine points (1+8) over that stretch, including four straight multi-point outings ... Collected two assists and was +4 in a 7-2 win over Kootenay on 10/07 ... Notched two points (1+1) in the season-opener against Prince Albert on 9/25

CAREER

2014-15: Joined the AHL's Rochester Americans on an amateur tryout for two games at the end of his junior season ... Made his professional debut against Utica on 4/17, logging 9:42 of ice time... Missed three games (4/09-4/11) due to injury... Signed an ATO with Rochester on 4/06... Set career-highs in all offensive categories, including goals (7), assists (31) and points (38) in 69 combined games between the Swift Current Broncos and Saskatoon Blades of the Western Hockey League... Traded to Saskatoon midseason, where he finished the campaign with 22 points (5+17) in 30 games... Led all Blades defensemen and ranked fourth on the team in overall scoring... Paced all Saskatoon blueliners with three power-play goals... Matched a single-season best in assists (31) and set a new career-high in points (38) while earning the primary assist on Saskatoon's lone goal in a 7-1 loss at Moose Jaw on 3/07... Scored his career-high seventh goal of the season in a 7-3 loss to Brandon on 2/21... Totaled 16 points (3+13) over a season-long 11-game point streak from 1/25 to 2/15... Tied for the 16th-longest point streak in the league... Also had nine straight games with at least one assist over that stretch, tying him for the second-longest assist streak in the WHL... Recorded consecutive multi-point outings against Medicine Hat (0+2) on 1/16 and at Kootenay (1+1) on 1/10 for his first points as a Blade... Made his Saskatoon debut at Lethbridge on 1/09... Dealt to Saskatoon on 1/07 after appearing in his final game as a Bronco at Medicine Hat on 1/03 ... Had a four-game point streak (2+2) from 12/05 to 12/12... Netted first goal of the season vs. Brandon on 12/06... Notched two

assists in a 3-1 win vs. Regina on 10/24... Opened the regular season with assists in back-to-back games for Swift Current **2013-14:** Established career-highs in goals (6), assists (31) and points (37), while appearing in all 72 regular-season games for the Swift Current Broncos (WHL) ... Finished second in scoring among team defensemen while averaging .51 points per game... Accounted for three of his six tallies on the power-play, good enough for second-most among Broncos rearguards... Named to the 2014 CHL/NHL Top Prospects Game, skating for Team Orr... Recorded two assists and four PIM in six postseason appearances with Swift Current... Registered his first playoff point with an assist in Game 3 of Swift Current's first-round series against Medicine Hat on 3/25... Scored twice and was +1 in a 3-0 win over Brandon on 2/09... Was +3 at Prince Albert on 1/19... Registered a season-high four points (1+3) in a 7-1 rout of Moose Jaw on 11/11... Notched two assists at Saskatoon on 11/01... Collected two assists vs. Regina on 9/21... Opened the campaign with a goal and an assist at Regina on 9/19 **2012-13:** Notched 19 points on two goals and 17 assists in 67 games as a rookie for the Broncos... Led all Swift Current rookies in points and finished fourth in scoring among team blueliners... Tallied one of his two goals on the power-play and earned an on-ice rating of +3 for the season... Played in all five WHL Playoff games... Made his WHL postseason debut in Game 1 of Swift Current's first-round series against Calgary on 3/21... Ended the regular season with an assist vs. Regina on 3/16... Potted second goal of the season at Brandon on 2/27...



BRYCEN **MARTIN** DEFENSE **5**

CAREER

Scored his first career goal as part of a three-point game (1+2) vs. Regina on 1/25... Earned points in back-to-back games with assists vs. Edmonton on 11/03 and at Prince Albert on 11/07... Collected two assists for his first multi-point game at Saskatoon on 10/05... Recorded his first career point with an assist vs. Moose Jaw on 9/22 **2011-12:** Made three regular-season appearances with Swift Current... Made his WHL

debut at Prince Albert on 3/09 **INTERNATIONAL COMPETITION:** Won a silver medal playing for the Canada Pacific squad at the 2013 Under-17 World Hockey Challenge ... Represented Canada as a 15-year-old at the 2012 Winter Youth Olympics ... Helped Team Alberta to a gold medal at the 2011 Western Canada Under-16 Challenge Cup

CAREER STATS

SEASON	TEAM	LEAGUE	REGULAR SEASON					PLAYOFFS				
			GP	G	A	P	PIM	GP	G	A	P	PIM
2011-12	Swift Current	WHL	3	0	0	0	0	-	-	-	-	-
2012-13	Swift Current	WHL	67	2	17	19	32	5	0	0	0	0
2013-14	Swift Current	WHL	72	6	31	37	42	6	0	2	2	4
2014-15	Swift Current	WHL	39	2	14	16	22	-	-	-	-	-
	Saskatoon	WHL	30	5	17	22	19	-	-	-	-	-
2014-15	Rochester	AHL	2	0	0	0	0	-	-	-	-	-
2015-16	Saskatoon	WHL	25	3	21	24	18	-	-	-	-	-
	Everett	WHL	41	3	10	13	21	9	1	1	2	4
Amerks/AHL Totals			2	0	0	0	0	-	-	-	-	-
Junior Totals			277	21	110	131	154	20	1	3	4	8
Pro Totals			2	0	0	0	0	-	-	-	-	-



JOHN MUSE GOALIE

1



Born: **August 1, 1988** in EAST FALMOUTH, MASSACHUSETTS

Catches: **Left** Height: **5 ft. 11 in.** Weight: **185 lbs.**

Acquired: **Signed a one-year American Hockey League contact with the Rochester Americans on July 21, 2016.**

LAST SEASON

2015-16: Spent the entire season in the American Hockey League for the second consecutive season, splitting the campaign between the Texas Stars and Charlotte Checkers ... Appeared in 19 games with the Stars to begin the season, going 9-3-3 with a 3.02 goals-against average and a .904 save percentage ... Returned to Charlotte via trade midseason, where he finished the season boasting a 9-6-1 record to go along with a 2.08 goals-against average and a .918 save percentage ... Finished the 2015-16 season as the Checkers' all-time leader in wins (63) and games played (125) ... Tied for first in Checkers history with seven shutouts ... His 2.57 goals-against average and .916 save percentage were second-best among Checkers goalies with at least 20 games played (Justin Peters) ... Appeared in 18 of a possible 21 games after joining the team ... Made 31 saves in regulation and stopped 11 of 13 in the shootout as the Checkers fell 2-1 at Rockford on 3/20 ... Made 29 saves in a 2-1 win at Milwaukee on 3/18 ... Won five consecutive starts from 3/08 to 3/18 and was 7-1-1 from 3/08 to 3/26 ... Stopped 29 of 30 shots

and all four in the shootout to earn a 2-1 win at Milwaukee on 3/18 ... Named AHL Player of the Week for the third time in his career after going 4-0-0 with a 1.72 goals-against average and .920 save percentage for the period ending 3/13 ... Stopped all three shootout attempts to secure a 3-2 win vs. Chicago on 3/08 ... Made his Checkers season debut vs. Grand Rapids in 3/04, stopping all 12 shots he faced in relief of Daniel Altshuler ... Reacquired by Charlotte on the day of the NHL trade deadline (2/29) in exchange for future considerations ... Appeared in just two games during the months of January and February, both overtime losses, on 1/02 at Stockton and 1/05 at Ontario ... Stopped 26 of 27 shots vs. San Diego on 12/31 to improve to 9-3-1 on the season ... Appeared in five consecutive games for the Stars from 12/08-12/17 ... Made a season-high 43 saves in an overtime loss at Milwaukee on 10/27, improving his record to 3-0-1 in his first four games of the season ... Made his Texas debut with a 33-save victory vs. San Antonio on 10/10

CAREER

2014-15: Completed his fourth professional season, fourth with the Checkers and first spent entirely at the AHL level ... His 2.68 goals-against average and .916 save percentage in 29 games played were his best totals since his 15-game rookie season in 2011-12 ... After winning just two of 12 decisions to start the season, won eight of his last 12 ... Made 28 saves to help the Checkers defeat Oklahoma City by a 2-1 score on 4/03 ... Stopped 29 of 30 shots in a 2-1 win at Oklahoma City on 3/14 ... Took a 4-1 loss despite saving a penalty-shot attempt by William Nylander at Toronto on 2/25 ... Pushed his personal winning streak to a season-best three games by stopping 33 of 35 vs. Iowa on 2/19 ... Earned his second consecutive win by making 46 saves vs. Norfolk on 2/16 ... Stopped 39 of 40 shots in a 2-1 win at Lake Erie on 2/10 ... Made 36 saves in a 4-1 win vs. Toronto on 1/16 ... Lost in overtime despite making 38 saves on 40 shots at Oklahoma City on 12/28 ... Lost in overtime despite making a career-high 47 saves on 50 shots vs. Norfolk on 12/02 ... Stopped 26 of 28 shots to win his first game of the season vs. Norfolk on 11/18 **2013-14:** Completed his third professional season and third split between the Checkers and teams in the ECHL ... Went 27-18-0 to set a club record for most wins in a single

season with none of the other eight Charlotte goaltenders used during the season winning more than four ... Had four separate winning streaks lasting five or more games ... Tied for fourth in AHL victories and ranked fifth with 1,305 saves ... Tied for third in the AHL with a career-high five shutouts ... Won 23 of 29 decisions between 11/30 and 3/30 ... Went 4-for-4 in the shootout, stopping 16 of 20 shots ... Played in 17 of the Checkers' final 20 games from 3/07 to 4/19 ... Picked up his fifth shutout of the season and tied Justin Peters for the most in team history (seven) with 30 saves vs. Grand Rapids on 4/10 ... Went 9-1-0 with a 2.05 goals-against average and .938 save percentage in March ... Became one of two players (Bridgeport's Ryan Strome) to earn multiple AHL Player of the Week awards by going 4-0-0 with a 0.81 goals-against average and .972 save percentage for the period ending 3/30 ... After entering the game in relief of Mike Murphy and with the Checkers trailing 4-2 in the second period, stopped all 27 shots he faced in regulation and overtime and four of five in the shootout as the Checkers came back to defeat Oklahoma City 5-4 on 3/30 ... The win gave Muse victories in five consecutive starts ... Made 32 saves in regulation and overtime and stopped five of six in the shootout to defeat Oklahoma City 3-2 on


CAREER

3/29 ... Recorded his fourth shutout of the season (22 saves) to win the second of back-to-back games at Iowa on 3/26 ... Set a new club record with his 23rd win of the season by stopping 24 of 25 shots at Iowa on 3/25 ... Made 35 saves against Lake Erie on 3/15 to post his third winning streak of five or more games this season ... Returned from a six-game injury absence and stopped 35 of 39 shots in regulation and overtime and four of five in the shootout to pick up the win at San Antonio on 3/07 ... Left the 2/18 game vs. Norfolk due to injury but still recorded the win by stopping 27 of 28 shots in 46:20 of game action ... Stopped 26 of 29 shots vs. Oklahoma City on 1/24 to win his fifth consecutive start ... Earned his third shutout of the season with 31 saves in a 4-0 win vs. Oklahoma City on 1/23 ... Made 36 saves in regulation and overtime and stopped three of four in the shootout to earn the win over Norfolk on 1/19 ... Tied a franchise record held by teammate Mike Murphy by winning six consecutive games from 11/30-12/19, posting a 2.16 goals-against average and .930 save percentage during that time ... Broke a personal five-game losing streak and the team's seven-game losing streak by stopping 21 of 23 shots vs. Rockford on 11/23 ... Set a new team record with a shutout streak of 154:03 until allowing his first AHL goal of the season in the second period of a 35-save victory at Rockford on 10/31 ... Named the AHL's Player of the Week for the period ending 10/27 by stopping all 57 shots he faced in two starts ... Made 27 saves to earn his second shutout in as many games at Chicago on 10/27 ... Stopped all 30 shots he faced to earn the shutout in his AHL season debut at GR (10/25) ... Began the season on an ECHL deal with Fort Wayne but only played one game before joining the Checkers on a professional tryout contract on 10/23 ... Stopped 18 attempts in his only appearance of the season for Fort Wayne against Toledo on 10/19 **2012-13:** Split the campaign between Charlotte and the Florida Everblades of the ECHL ... Posted a 7-7-1 record with a 3.22 goals-against average and a .891 save percentage in 16 American Hockey League games with the Checkers ... Added a 9-8-4 record with a 3.66 goals-against average and a .884 save percentage in 21 starts for Florida ... Stopped 11 of 12 shots over 26:32 of relief effort in his only postseason appearance against Oklahoma City on 5/04 ... Made a season-high 38 stops despite taking the shootout loss at Chicago on 4/13 ... Won three of his first four games with Charlotte, including his season debut at Houston on 1/13 ... Opened the month of December on a season-long five-game win streak from 12/07 to 12/15, posting a 2.33 goals-against average and a .925 save percentage over that span ... Stopped an ECHL season-high 43 shots in the season-opener against Orlando on 10/12 **2011-12:** Completed his first professional season and first with the Checkers, splitting the season between Charlotte and the ECHL

Florida Everblades ... Named Most Valuable Player of the 2012 Kelly Cup Playoffs as he backstopped Florida to its first ECHL championship ... Went 11-2 during the postseason while leading all ECHL netminders in wins (11) and ranking second in minutes (776), fourth in goals-against average (1.78) and sixth in save percentage (.941) ... Led the Checkers in goals-against average (1.81), save percentage (.941) and shutouts (2) and tied for second in wins (10) in just 15 games played ... Among goalies who played more than 10 games, led the Everblades in goals-against average (2.42) and save percentage (.920) ... Made 41 saves in Florida's Kelly Cup clinching, Game 5 overtime victory vs. Las Vegas on 5/23 ... Returned from injury to make 28 saves and post his first professional playoff shutout vs. Kalamazoo on 5/02 ... Won his first three professional playoff games as Florida swept Greenville in the first round ... Won his last start of the regular season, improving his record to 9-3-0 (2.41 GAA, .916 SV%) since his last assignment from Charlotte ... Won three consecutive games from 3/10 to 3/16 and won four consecutive games from 3/18 to 3/24 ... Reassigned to ECHL Florida on 2/29 and made 31 saves in a shootout loss vs. Kalamazoo later that day ... Started 13 of 15 games from 1/20 to 2/25 ... Made 32 saves to record his second shutout in 11 games but lost 1-0 in the shootout at Chicago on 2/18 ... Won three consecutive starts from 2/3 to 2/10, stopping 84 of 89 shots during that time to improve his Checkers record to 8-1-0 ... Suffered his first AHL defeat in his seventh game vs. Rockford on 1/27 ... Won each of his first five starts with the Checkers from 12/16 to 1/26, posting a 1.26 goals-against average and .962 save percentage ... Improved his all-time AHL record to 6-0-0 and his shootout record to 2-0 with a 29-save effort vs. Rockford on 1/26 ... Stopped 92 of the first 93 shots he faced as a Checker, going 3-0-0 with a 0.37 goals-against average and .989 save percentage ... Made 26 saves to record his first career AHL shutout at Abbotsford on 1/20 ... Posted a shutout streak of 140:28, ranging from the second period of his AHL debut on 4/9/11 with Portland to Evgenii Dadonov's goal late in the third period on 1/4/12 ... Made a season-high 42 saves and saw his shutout bid spoiled with just 1:01 to play in a 2-1 win vs. San Antonio on 1/04 ... Made his AHL season debut and stopped all 24 shots he faced over 42 minutes to pick up the win in relief of Mike Murphy vs. Chicago on 12/16 ... Recalled to Charlotte for the second time on 12/07 ... Won four consecutive games from 11/04 to 11/11, stopping 108 of 113 shots (1.25 goals-against average, .958 save percentage with one shutout) ... Picked up his first ECHL win and first professional shutout in a 22-save effort at South Carolina on 11/04 ... Recalled to Charlotte for the first time on 10/22 and reassigned to Florida on 11/2 after backing up five games for the Checkers ... Started the season with the Everblades

CAREER

and made 33 saves in his ECHL debut, a 2-1 shootout loss vs. Gwinnett on 10/15 **2010-11:** Joined Portland of the American Hockey League on an amateur tryout contract at the conclusion of his senior season at Boston College (H-East) ... Played one game for the Pirates, making 33 saves in regulation and overtime and stopping four of five shootout attempts in his professional debut at Albany on 4/09, a 3-2 win ... Started 33 games for the Eagles as a senior at Boston College (H-East) ... Tallied one assist ... Was the recipient of the outstanding senior male scholar-athlete award at Boston College's 2011 All-Sports Banquet ... Earned AHCA All-America East second-team honors and captured All-Hockey East Association first-team accolades ... Earned the Walter Brown Award as the best American-born player in New England ... Shared the Norman F. Dailey Award with Cam Atkinson as the program's most valuable players ... Garnered Hockey East All-Tournament honors after he went 4-0 with a 2.50 goals-against average and a .919 save percentage in league postseason victories over Massachusetts on 3/11 and 3/12, Northeastern on 3/18 and Merrimack on 3/19 ... Made 33 saves in a 5-4 win over the Huskies and recorded 36 saves in a 5-3 win over the Warriors ... Finished the season with an impressive 27-6-1 record while boasting a 2.30 goals-against average and a .920 save percentage ... Had an 18-4-1 record, a league-best 1.84 goals-against average and a league-high .933 save percentage in conference contests ... Compiled four shutout efforts, the most in any season with the Eagles ... Earned Hockey East Goaltender of the Month honors for November after he went 5-2-0 with a 1.60 goals-against average and a .947 save percentage in seven games ... Recorded 30 or more saves in 12 appearances ... Registered a season-high 38 saves in two victories at Vermont on 11/12 and against Maine on 11/21 ... Stopped all 32 shots in a 4-0 home win over Maine on 11/19 ... Registered 35 saves in the team's 2-0 season-opening victory at Northeastern on 10/09 ... Posted a 21-2 record, a 2.24 goals-against average and a .924 save percentage in 23 career postseason contests ... Went 8-1 with a 2.59 goals-against average and a .910 save percentage in NCAA Tournament play; Went 13-1 with a 2.35 goals-against average and a .932 save percentage in Hockey East Tournament play ... Backstopped Boston College to the 2010-11 Hockey East Regular-Season title, three Beanpot championships (2008, 2010 and 2011), three Hockey East Tournament titles (2008, 2010 and 2011) and two NCAA Division I championships (2008 and 2010) ... Recorded a school-record 3,696 saves in a school-record 144 games and finished his tenure ranked second all-time in victories (89) **2009-10:** Started 29 games as a junior at Boston College, finishing the season with 19-8-2 record to go along with a 2.40 goals-against average and a .910 save percentage ... Had an 8-7-2 record, a 2.27 goals-against average and

a .912 save percentage in conference play ... Registered two shutout performances ... Made 30 or more saves in seven starts ... Went 7-0 with a 2.40 goals-against average and a .909 save percentage in postseason play while helping the Eagles to their second NCAA National Championship in three years ... Gained All-Tournament recognition at the NCAA Tournament's Frozen Four in Detroit, Mich., after he went 2-0 with a 0.50 goals-against average and a .974 save percentage ... Made 17 saves in a 7-1 win over Miami on 4/08 and stopped all 20 shots faced in a 5-0 win over Wisconsin on 4/10 in the national championship game ... Earned NCAA Northeast Regional All-Tournament honors in Worcester, Mass., after making 28 saves in a 3-1 win over Alaska on 3/27 and 32 saves in a 9-7 victory over Yale on 3/28 in the regional final ... Received All-Tournament accolades at the Hockey East Tournament; went 3-0 with a 2.59 goals-against average and a .900 save percentage ... Earned the Beanpot Most Valuable Player honors and captured the Eberly Trophy as the tournament's most effective goaltender (highest save percentage; .955) ... Stopped all 30 shots in a 3-0 win over Vermont on 3/19 in the semifinals of the Hockey East Tournament in TD Garden ... Made 33 saves in 57:26 in a 6-0 opening-round win over Harvard on 2/01 and then registered 31 saves in a 4-3 win over Boston University on 2/08 in the championship game ... Registered a season-high 35 saves in a 4-3 loss at Denver on 1/02 ... Turned aside 30 shots in a 4-1 win at archrival Boston University on 12/05 **2008-09:** Started all 37 games as a sophomore ... Finished the season with an 18-14-5 record, a 2.72 goals-against average and a .904 save percentage ... Had an 11-11-5 record, a 2.72 goals-against average and a .907 save percentage in conference play ... Made 960 saves, a mark that ranks sixth on the school's all-time single-season list., and added two assists ... Registered three shutout performances ... Made 30 or more saves in each of 10 games, including two in league playoff competition ... Twice earned Hockey East Defensive Player of the Week accolades ... Earned league weekly honors on March 16 after stellar efforts in quarterfinal tournament victories at New Hampshire; recorded 35 saves in BC's 5-3 win over New Hampshire on 3/13 in the first game of the league quarterfinal series in Durham, N.H., then stopped all 31 shots in the team's 1-0 quarterfinal-series clinching victory over the Wildcats on 3/14) the next night ... Garnered league weekly defensive honors on March 9; made 30 saves in a 2-1 overtime loss at Northeastern on 3/06, then recorded 24 saves in a 4-1 home victory over the Huskies on 3/07 in the regular-season finale ... Registered a season-high 41 saves in the team's 5-2 loss at Boston University on 1/17 ... Made 27 saves in a 2-0 home shutout of Massachusetts on 11/21 before backstopping the Eagles to a second home shutout win over the Minutemen on 2/08... Assisted on


CAREER

Joe Whitney's decisive goal in BC's 6-3 home win over Maine on 1/24
2007-08: Enjoyed a breakout rookie season in which he started – and played every minute – of all 44 games for Boston College ... Shared the Bernie Burke Outstanding Freshman Award with Joe Whitney ... Gained All-Tournament recognition at the NCAA Tournament's Frozen Four in Denver, Colo. after he went 2-0 with a 1.00 goals-against average and a .961 save percentage, leading the Eagles to their first NCAA National Championship in seven years ... Made 29 saves in a 6-1 win over North Dakota on 4/10 before adding 20 saves in a 4-1 win over Notre Dame on 4/12 in the national championship game ... Earned All-Tournament accolades at the Hockey East Tournament, allowing just six goals in four games; went 4-0 with a 1.28 goals-against average and a .959 save percentage ... Captured Hockey Commissioners' Association National Division Rookie of the Month accolades for March and April ... Was honored as the league's Goaltender of the Month for March ... Earned All-Tournament Team honors at the Dodge Holiday Classic in Minneapolis, Minn., allowing just two goals in victories over Air Force on 12/29 and RIT on 12/30 ... Finished the season with a 25-11-8 record, a 2.20 goals-against average and a .921 save percentage ... Compiled an 11-9-7 record, a 2.39 goals-against average and a .913 save percentage

in conference play ... Set a single-season school record with 1,171 saves as a freshman ... Ranked first in the nation with 2,725 minutes played and registered three shutouts ... Made 30 or more saves in each of 15 games, including five games in playoff competition ... Went 8-0 with a 1.46 goals-against average and a .952 save percentage in postseason play ... Recorded a career-high 45 saves in BC's triple-overtime victory over New Hampshire on 3/22 in the Hockey East Tournament's semifinal round in TD Banknorth Garden ... Earned Hockey East Rookie of the Week honors after stellar efforts against Minnesota on 3/29 and Miami on 3/30 in the NCAA Tournament's Northeast Regional in Worcester, Mass. ... Made 31 saves in a 5-2 win over the Golden Gophers, a win that secured head coach Jerry York's 800th career coaching victory, then stopped 34 shots, including all 10 in the overtime period, in the team's 4-3 victory over the RedHawks the next day ... Stopped 29 attempts in a 4-0 win over Vermont on 3/22 in the Hockey East Tournament title game, earning him conference rookie-of-the-week recognition ... Tabbed the Hockey East Rookie of the Week after leading BC to consecutive victories over Boston University ... Stopped 33 shots in the team's 6-2 home win over the Terriers on 11/30 and then recorded 41 saves in a 4-3 victory at BU the next night.

CAREER STATS
REGULAR SEASON
PLAYOFFS

YEAR	TEAM	LEAGUE	GP	MIN	GA	SO	W-L-T	SVS	SV%	AVE	GP	MIN	GA	SO	W-L	SVS	SV%	AVE
2007-08	Boston College	H-East	44	2,725	100	3	25-11-8	1,171	.921	2.20	-	-	-	-	-	-	-	-
2008-09	Boston College	H-East	37	2,248	102	3	18-14-5	960	.904	2.72	-	-	-	-	-	-	-	-
2009-10	Boston College	H-East	29	1,724	69	2	19-8-2	697	.910	2.40	-	-	-	-	-	-	-	-
2010-11	Boston College	H-East	34	1,954	75	4	27-6-1	868	.920	2.30	-	-	-	-	-	-	-	-
	Portland	AHL	1	65	2	0	1-0-0	33	.943	1.85	-	-	-	-	-	-	-	-
2011-12	Charlotte	AHL	15	897	27	2	10-3-2	427	.941	1.81	-	-	-	-	-	-	-	-
	Florida	ECHL	25	1,489	60	1	16-6-3	690	.920	2.42	13	776	23	0	11-2	354	.939	1.78
2012-13	Charlotte	AHL	16	912	49	0	7-7-1	401	.891	3.22	1	27	1	0	0-0	11	.917	2.26
	Florida	ECHL	21	1,229	75	0	9-8-4	574	.884	3.66	-	-	-	-	-	-	-	-
2013-14	Charlotte	AHL	47	2,657	121	5	27-18-0	1,305	.915	2.73	-	-	-	-	-	-	-	-
	Fort Wayne	ECHL	1	65	3	0	0-0-1	18	.857	2.77	-	-	-	-	-	-	-	-
2014-15	Charlotte	AHL	29	1,612	72	0	10-12-2	788	.916	2.68	-	-	-	-	-	-	-	-
2015-16	Texas	AHL	19	893	45	0	9-3-3	423	.904	3.02	-	-	-	-	-	-	-	-
	Charlotte	AHL	18	1,010	35	0	9-6-1	394	.918	2.08	-	-	-	-	-	-	-	-
	AHL Totals		145	8,046	351	7	73-49-7	3,771	.915	2.62	1	27	1	0	0-0	11	.917	2.26
	ECHL Totals		47	2,783	138	1	25-14-8	1,282	.903	2.98	13	776	23	0	11-2	354	.939	1.78
	College Totals		144	8,651	346	12	89-39-16	3,696	.914	2.40	-	-	-	-	-	-	-	-
	Pro Totals		192	10,829	489	8	98-63-15	5,053	.912	2.71	14	803	24	0	11-2	365	.938	1.79



DANIEL MUZITO-BAGENDA RIGHT WING

8



Born: June 16, 1996 in UMEA, SWEDEN

Shoots: Left **Height:** 6 ft 1 in. **Weight:** 205 lbs.

Acquired: Signed a one-year American Hockey League contract with the Rochester Americans on July 2, 2016.

LAST SEASON

2015-16: Skated for the Mississauga Steelheads of the Ontario Hockey League after spending the previous three seasons playing in his native Sweden ... Ranked fifth on the team in scoring after piling up 37 points on 20 goals and 17 assists in 63 regular-season games ... One of just three Mississauga players to reach the 20-goal mark ... Second on the team with seven power-play tallies and was sixth with 124 shots ... Tied for the team lead with six goals and finished second in playoff scoring with 10 points ... Closed out the regular season with three points (2+1) and four shots against Peterborough on 3/18 ... Scored once and added two assists in a 5-4 win at Oshawa on 2/24 ... Totaled

eight points (6+2) over a season-long five-game point streak from 2/05 to 2/15 ... Found the back of the net in four of five games over that span, including back-to-back two-goal outings ... Had a three-game point streak (2+2) from 12/29 to 1/01 ... Assisted on two goals at Sudbury on 11/07 ... Recorded his first multi-goal game by scoring twice with a team-high eight shots on goal in a 4-3 loss at Sault Ste. Marie on 11/06 ... Factored in on both Mississauga goals in a 2-0 win over Hamilton on 10/30 ... Registered his first assist at Saginaw on 10/17 ... Scored a goal and had four shots in his OHL debut against Ottawa on 9/25

CAREER

2014-15: Appeared in three games for MODO of the Swedish Hockey League ... Spent majority of the campaign playing for MODO's Under-20 squad, where he amassed 35 points on 10 goals and 25 assists ... Notched two assists in five postseason appearances
2013-14: Made his professional debut for MODO after a one-game call-up to the big club following a 22-point season with the club's Under-20 team
2012-13: Scored one goal and had three assists in seven games

for the MODO junior squad
INTERNATIONAL COMPETITION: Recorded one assist in seven games in helping Sweden to a fourth-place finish at the 2014 Under-18 World Championship in Finland ... Had three points (2+1) in four games for Sweden's Under-18 squad that finished seventh at the 2013 Ivan Hlinka Memorial Tournament ... That same year helped Sweden to a gold medal at the Under-17 World Hockey Challenge, recording three assists in six games

CAREER STATS

SEASON	TEAM	LEAGUE	REGULAR SEASON					PLAYOFFS				
			GP	G	A	P	PIM	GP	G	A	P	PIM
2012-13	MODO Hockey	Swe-Jr.	7	1	3	4	6	-	-	-	-	-
2013-14	MODO Hockey	Swe-Jr.	39	15	7	22	48	5	0	0	0	0
	MODO Hockey	SHL	1	0	0	0	0	-	-	-	-	-
2014-15	MODO Hockey	Swe-Jr.	37	10	25	35	26	5	0	2	2	0
	MODO Hockey	SHL	3	0	0	0	0	-	-	-	-	-
2015-16	Mississauga	OHL	63	20	17	37	36	7	6	4	10	6
European Totals			4	0	0	0	0	-	-	-	-	-
Junior Totals			146	46	52	98	116	17	6	6	12	6
Pro Totals			4	0	0	0	0	-	-	-	-	-



CASEY NELSON DEFENSE

34



Born: July 18, 1992 in STILLWATER, MINNESOTA

Shoots: Right **Height:** 6 ft. 2 in. **Weight:** 182 lbs.

Acquired: Signed an entry-level NHL contract as an undrafted free agent with the Buffalo Sabres on March 22, 2016. Signed a two-year contract extension with Buffalo on June 29, 2016.

LAST SEASON

2015-16: Appeared in seven NHL games with the Buffalo Sabres following the completion of his junior year at Minnesota State University (WCHA), recording four assists and five shots ... Logged 20:06 of ice time in Buffalo's regular-season finale at the New York Islanders on 4/09 ... Earned the first multi-point game of his NHL career with two assists at Pittsburgh on 3/29 ... Collected an assist for the second straight game at Detroit on 3/28 ... Recorded an assist while logging 16:33 of ice time in his NHL debut against Winnipeg on 3/26 ... The assist came on Hudson Fasching's first NHL goal as he and Fasching became the first Sabres to record their first NHL points on the same goal in their debut since Alexander Mogilny and Dave Snuggerud did so back on Oct. 5, 1989 ... Named the 2015-16 WCHA Defensive Player of the

Year in addition to earning All-WCHA First Team honors after recording 22 points (6+16) in 40 games from the blueline ... Led all Mavericks defensemen in scoring and ranked fourth on the team in total points ... Paced all skaters in plus/minus (+15) and ranked second in assists (16) ... Two-time WCHA Defensive Player of the Week during course of season – three assists, one shot on goal, two blocked shots and +1 rating in two games at North Star College Cup (Jan. 30-31), and had four points (2+2) and was +2 with two blocked shots and nine shots on goal in two games vs. Ferris State (Nov. 2-3) ... Finished his tenure at Minnesota State ranked 10th on the school's career scoring list for defensemen (NCAA DI-era) ... Named to 2015-16 WCHA Final Five All-Tournament Team and was a WCHA All-Academic honoree

CAREER

2014-15: Completed his sophomore season at Minnesota State with career-highs in goals (7), assists (26) and points (33) while appearing in all 40 games for the Mavericks ... Named to All-WCHA Second Team and to WCHA 2014-15 All-Academic Team ... Named team's Most Improved Player after pacing all defenseman and ranking third on the team in scoring ... His 33 points was a 28-point increase from his rookie season and were the most by a Minnesota State defenseman in a single-season for its NCAA DI era ... Ranked first on team with a +20 on-ice rating and finished second on team in assists with 26 ... Scored game-winning goals in victories over Alaska Anchorage on 2/06 and Lake Superior State on 3/13 during the first round of the WCHA playoffs

2013-14: Recorded five points on one goal and four assists in 19 games with the Mavericks ... Had two assists over a two-game set vs. University

of Alaska Anchorage from 11/29 to 11/30 ... Recorded first career goal in 6-1 home non-conference win over Connecticut on 10/19 ... Also had an assist for first career multiple-point game

2012-13: Totaled 32 points (10+22) in 56 games with the Johnstown Tomahawks of the North American Hockey League ... Named NAHL Defenseman of the Month for November after racking up nine points (3+6) in seven games in helping lead Tomahawks to a 5-1-1 mark ... Played in 2013 NAHL Top Prospects Tournament ... Appeared in two playoff contests

2011-12: Finished his second season in the NAHL with 20 points (1+19) in 56 games for the Alaska Avalanche (NAHL) to rank second among team defensemen in scoring

2010-11: Scored one goal and added five assists for six points in 29 games for Alaska

CAREER STATS

SEASON	TEAM	LEAGUE	REGULAR SEASON					PLAYOFFS				
			GP	G	A	P	PIM	GP	G	A	P	PIM
2010-11	Alaska	NAHL	29	1	5	6	8	-	-	-	-	-
2011-12	Alaska	NAHL	56	1	19	20	14	-	-	-	-	-
2012-13	Johnstown	NAHL	56	10	22	32	42	5	0	0	0	0
2013-14	Minn. State Univ.	WCHA	19	1	4	5	6	-	-	-	-	-
2014-15	Minn. State Univ.	WCHA	40	7	26	33	16	-	-	-	-	-
2015-16	Minn. State Univ.	WCHA	40	6	16	22	22	-	-	-	-	-
	Buffalo	NHL	7	0	4	4	8	-	-	-	-	-
NHL Totals			7	0	4	4	8	-	-	-	-	-
College Totals			99	14	46	60	44	-	-	-	-	-
Junior Totals			141	12	46	58	64	-	-	-	-	-
Pro Totals			7	0	4	4	8	-	-	-	-	-



ALEXANDER NYLANDER LEFT WING

19



Born: **March 2, 1998** in SODERTALJE, SWEDEN
 Shoots: **Right** Height: **6 ft. 1 in.** Weight: **179 lbs.**
 Acquired: **Buffalo Sabres' first-round selection (8th overall) in the 2016 NHL Entry Draft.**
 Signed a three-year, entry-level NHL contract with Buffalo on July 15, 2016.

LAST SEASON

2015-16: Received the Leighton "Hap" Emms Family Award as the Ontario Hockey League and Canadian Hockey League Rookie of the Year after leading the Mississauga Steelheads (OHL) in goals (28), assists (47) and points (75) in his only season of North American junior hockey ... Led all OHL rookies and finished inside the league's top 20 point-getters in overall scoring ... Tops on the team in power-play goals (9), power-play assists (19) and shots on goal (178) ... Ranked 18th in the league in assists ... Appeared in 57 regular-season games for the Steelheads, missing 11 to represent Sweden at both the 2016 World Junior Championship and the 2016 Under-18 World Junior Championship ... Averaged 1.31 points per game while being held scoreless just 13 times during the regular season ... Compiled a team-best 20 multi-point games, including three four-point outings ... Registered at least one shot on goal in each of the 57 games he appeared in ... Three-time OHL Rookie of the Month for February, November and October ... Led all Mississauga skaters in playoff scoring with 12 points (6+6) in six postseason appearances ... Named the OHL's Rookie of the Month for February after recording 14 points (2+12) in 11 games, putting together four multi-point performances ... Had a three-game assist streak

(0+3) from 2/21 to 2/26 ... Tallied three assists against Erie on 2/12 ... Notched three points (1+2) in a 4-2 win over Kingston on 1/17 ... Scored twice and added two assists at Niagara on 12/03 ... Named the OHL's Rookie of the Month for November during which he matched his output of 18 points with seven goals and 11 assists to go with a plus/minus rating of plus-7 ... Earned points in 10 of his 13 outings, recording two four-point efforts over that stretch ... Posted a seven-game point streak (7+8) from 11/13 to 11/28 ... Registered his first career hat trick by scoring in each period of a 7-0 shutout win over North Bay on 11/20 ... Named the OHL Player of the Month October with 18 points (9+9) in 13 games ... Productive first month included points in 11 of his 13 contests, recording six multi-point outings in the process ... Totaled 15 points on eight goals and seven assists over a season-long 10-game point streak from 10/04 to 10/29 ... Accounted for seven points (4+3) over the final four games over that span ... Followed up with his second consecutive three-point (1+2) effort at Peterborough on 10/01 ... Scored his first career goal and added two assists in a 5-4 loss at Sudbury on 9/27 ... Made his OHL debut against Ottawa on 9/25

CAREER

2014-15: Made his professional debut with AIK of Sweden's second tier league, appearing in three games ... Played majority of the campaign with AIK's Under-20 junior team, where he piled up a team-high 40 points (15+25) in 42 games **INTERNATIONAL COMPETITION:** Excelled in multiple international competitions in 2015-16, representing Sweden in two different tournaments and posting more than a point per game in both ... Led Sweden's 2016 IIHF World Junior Championship team with nine points (4+5) in seven games despite a fourth-place finish in

the tournament ... Earned a silver medal while leading Sweden with 11 points (3+8) in seven games at the 2016 IIHF Under-18 World Junior Championship ... Helped Sweden to a silver medal at the 2015 Ivan Hlinka Memorial tournament with six points (2+4) in five games ... Won a bronze medal with Sweden's Under-17 team at the 2014 World Hockey Challenge, where he scored two goals and added five assists in six appearances

PERSONAL

Youngest son of former NHL forward Michael Nylander, who appeared in 920 career games for the Hartford Whalers, Calgary Flames, Tampa Bay Lightning, Chicago Blackhawks, Washington Capitals, Boston Bruins and New York Rangers ... Amassed 679 points (209+470) over a 22-

year pro career that also included seven games in Rochester during the 2010-11 season, finishing with six points (4+2) ... Older brother, William, was drafted in the same spot (eighth overall) by the Toronto Maple Leafs in 2014.



ALEXANDER NYLANDER LEFT WING 19

CAREER STATS

REGULAR SEASON

PLAYOFFS

SEASON	TEAM	LEAGUE	GP	G	A	P	PIM	GP	G	A	P	PIM
2014-15	AIK	Swe-Jr.	42	15	25	40	12	2	0	1	1	0
	AIK	Swe-1	3	0	0	0	0	4	1	1	2	0
2015-16	Mississauga	OHL	57	28	47	75	18	6	6	6	12	2
European Totals			3	0	0	0	0	4	1	1	2	0
Junior Totals			99	43	72	115	30	8	6	7	13	2
Pro Totals			3	0	0	0	0	4	1	1	2	0





CAL O'REILLY CENTER TEAM CAPTAIN

16



Born: September 30, 1986 in TORONTO, ONTARIO

Shoots: Left **Height:** 6 ft. 0 in. **Weight:** 188 lbs.

Acquired: Signed a one-way, two-year NHL contract as a free agent with the Buffalo Sabres on July 3, 2015.

Drafted: Nashville Predators' fifth-round selection (150th overall) in the 2005 NHL Entry Draft.

LAST SEASON

2015-16: Scored three goals with four assists over a 20-game stint with the Buffalo Sabres (NHL) ... Added 29 points (6+23) and six PIM in 47 American Hockey League contests for the Rochester Americans ... Recorded the 400th point of his AHL career with an assist at Toronto on 4/16... Reassigned to Rochester on 4/12... Tallied an assist at the New York Rangers on 4/02... Scored twice, including the game-winning goal, in Buffalo's 4-1 win over Toronto on 3/31, marking his first multi-goal game and first multi-point game at the NHL level since Nov. 7, 2010 at Anaheim... His first goal of the night, assisted by younger brother Ryan O'Reilly, was the first time in Sabres history that two brothers combined on a goal... Set up Jack Eichel's game-tying goal at Toronto on 3/07... Scored his first goal as a Sabre – and first in the NHL since Dec. 21, 2011 – in a 2-1 overtime loss to Edmonton on 3/01... Swept in a goal-mouth rebound just 1:55 into overtime to give the Amerks a 3-2 win against Wilkes-Barre/Scranton on 2/21, earning a recall to Buffalo afterwards... Set up the overtime game-winner in a 2-1 win against Portland on 2/19... Returned to the lineup against Albany on 2/12... Missed two games (2/05-2/06) due to injury... Assigned to Rochester on 1/26... Received second recall from Buffalo on 1/22 and logged an NHL season-high 13:46 of ice time later that night at Detroit... Posted a three-game point streak (1+4) from 1/03 to 1/09... Assisted on both power-play goals in a 2-1 win at Binghamton on 1/09... Named to the North Division All-Star roster for the 2016 Toyota AHL All-Star Classic, which will take place Jan. 31-Feb. 1 in Syracuse, NY... The selection marks the fourth AHL All-Star appearance of his career after earning the

honors in 2015, 2010 and 2009... Had a three-game assist streak (0+4) from 12/18 to 12/26... Collected an assist while appearing in his 600th pro game against Albany on 12/19... Recorded two assists and was +4 in 7-1 win over Hartford after being reassigned from Buffalo earlier in the day on 12/18... Assigned to Rochester on 12/18... Recorded his first point as a Sabre with an assist against Anaheim on 12/17, his first NHL point since Feb. 5, 2012... Went just five games without recording a point between both games... Had one blocked shot and earned 6:46 of ice time in his Sabres debut against New Jersey on 12/15, a 2-0 Buffalo loss... Playing alongside younger brother, Ryan, the O'Reilly's became the first set of siblings to play together for the Sabres in the same season since Bob and J.F. Sauve, who were teammates in Buffalo from 1980-81 to 1982-83... Received his first recall from the Buffalo Sabres on 12/05, missing Rochester's game at Albany that day and snapping a streak of 172 consecutive AHL games (regular season and playoffs) dating back to the 2013-14 season... Posted a five-game point streak (1+7), including three multi-point games, from 11/20 to 11/28... Assisted on two goals against Syracuse on 11/25... Recorded a goal and an assist in 3-2 overtime win over Bridgeport on 11/20... Collected two points (1+1) and helped set up the game-winning goal in a 3-2 win at Hartford on 11/01... Tallied two assists against Syracuse on 10/25 with the second being the 300th assist of his AHL career... Scored his first goal as an Amerk against Toronto on 10/23... Recorded his first point as an Amerk with an assist at Utica on 10/21... Made his Amerks debut against Lake Erie on 10/09... Named team captain on 10/08

CAREER

2014-15: Completed his ninth professional season leading the American Hockey League's Utica Comets in scoring with a team-high 61 points on 10 goals and 51 assists while serving as team captain... Appeared in all 99 games for the Comets and was the only skater to play in all 76 regular-season games as well as each of Utica's 23 postseason contests... Vital part of a Utica team that established franchise records for wins (47) and points in a season (103)... Also saw the Comets to first-place finishes atop the North Division and Western Conference before helping the team advance to the Calder Cup Finals in just their second year as AHL members... Ranked second in the league in assists, including an AHL-best 24 power-play helpers, and finished the campaign

tied for 10th overall among the league's top point-getters... Represented the Comets at the 2015 AHL All-Star Classic in Utica, marking his third selection to the midseason event... Compiled a team-high 16 multi-point games during the regular season, including four straight outings to kickoff the campaign... Led the team and ranked fourth in the AHL in playoff scoring after producing 19 points (2+17) during Utica's run to the Finals, bringing the Comets to within three wins of their first league title... Was tops in the league in assists (17) and power-play assists (7) in the postseason... Tied for seventh-best with a +11 on-ice rating... Scored Utica's lone goal in a season-ending 2-1 loss to Manchester in Game 5 of the Calder Cup Finals on 6/13... Tied for the AHL's fourth-longest



CAREER

assist streak in the 2015 Playoffs when he recorded five assists over a four-game period between 5/24 and 5/29... Totaled six points (0+6) in the first-round series against Chicago, including back-to-back two-assist efforts in Games 4 and 5... Opened the postseason with an assist in Game 1 of the Western Conference Quarterfinals against Chicago on 4/22... Collected an assist at Adirondack on 4/18 to close out the regular season... Set a franchise record with a league-best 14-game point streak from 3/07 to 4/10, earning 18 points on four goals and 14 assists over that span... Scored a goal and added a power-play assist vs. Toronto on 2/20... Picked up two assists against Binghamton on 2/08... Notched an assist to help the Western Conference All-Stars to a 14-12 victory over the Eastern Conference All-Stars in the 2015 AHL All-Star Game on 1/26... Earned eight points (1+7) over a five-game point streak (1+7) from 12/03 to 12/13... Registered a season-high three assists at San Antonio on 12/05... Had two points (1+1) and was credited with the game-winning goal in a 4-3 win at Texas on 12/03... Tallied two assists against Chicago on 11/14... Posted a six-game point streak (1+10) from 10/22 to 11/01... Scored his first goal of the season while shorthanded vs. Toronto on 10/25... Assisted on both goals in Utica's season-opening 2-1 win at Toronto on 10/11, earning first star of the game honors **2013-14:** Released by Magnitogorsk (KHL) after only 14 games with the club to begin the season... Returned to North America on an AHL contract with Utica, where he finished the campaign second on the team in scoring with 45 points (7+38) in 52 games for the Comets... Recorded 23 of his 38 assists on the power-play, tying him for seventh among league leaders in that category... Had a point in six of his first 10 games for Utica... Piled up 10 points (4+6) over the final nine games of the season, including a six-game point streak (3+5) to begin April... Scored the eventual game-winner in a 3-2 victory over Toronto on 4/18... Tied for the AHL's sixth-longest assist streak of the season when he totaled nine assists over a seven-game period from 2/28 to 3/15... The streak also accounted for nine of his 11 total points during the month of March... Collected back-to-back multi-assist games (0+2) at Syracuse on 2/21 and at Binghamton on 2/22... Tallied an assist in five straight games (0+5) from 12/15 to 12/28... Notched two points (1+1) in a 5-2 win against Binghamton on 12/13... Scored his first goal as a Comet at Abbotsford on 11/29... Collected his first point on an assist and registered five shots in his debut as a Comet at Rochester on 11/22 **2012-13:** Played his first full season overseas skating for Magnitogorsk Metallurg of Kontinental Hockey League... Finished the year abroad ranked among the team's top 10 scorers after putting up 19 points on three goals and 16 assists in 32 games **2011-12:** Split the campaign among three NHL franchises and five different hockey clubs total... Appeared

in 33 NHL contests with the Nashville Predators, Phoenix Coyotes and Pittsburgh Penguins, recording seven points (2+5) and four PIM... Amassed 12 points (1+11) over 26 combined American Hockey League games for the Portland Pirates and Wilkes-Barre/Scranton Penguins... Joined Wilkes-Barre/Scranton for its playoff run, adding nine points (5+4) in 12 Calder Cup Playoff appearances... Opened the postseason with a goal in Game 1 of the Eastern Conference Quarterfinals against Hershey on 4/20... Assisted on three goals in a 4-1 win over Worcester on 3/17... Earned the primary assist on the lone goal in a 4-1 loss at Norfolk on 3/14... Collected his first two points for the Baby Penguins with a pair of assists at Springfield on 3/11... Recorded two shots in his debut for Wilkes-Barre/Scranton vs. Syracuse on 2/25... Skated in his final NHL game of the season against Anaheim on 2/15... Registered first point for Pittsburgh with an assist on Matt Niskanen's power-play goal at New Jersey on 2/05, a 5-2 Penguins loss... Made his Pittsburgh debut at Boston on 2/04, recording one shot and earning 13:17 of ice time... Claimed off waivers by Pittsburgh on 2/01... Netted his first goal for Portland against Springfield on 1/27... Recorded his first point as a Pirate with an assist vs. St. John's on 1/21... Assigned to AHL Portland on 1/18 and made his Pirates debut later that night in a 4-2 win over Connecticut... Tallied an assist against St. Louis on 12/23... Found the net in a 4-3 win at Carolina on 12/21... Scored his first goal for Phoenix against the New York Rangers on 12/17... Collected his first point as a Coyote with an assist against Montreal on 11/10... Debuted for the Coyotes against Edmonton on 11/05, skating 13:00 in a 4-2 Phoenix victory... Traded to Phoenix on 10/28... Made season debut for Nashville at Columbus on 10/07, notching an assist while logging a season-high 16:49 of ice time in the Predators' 3-2 win **2010-11:** Skated in a career-high 38 games for Nashville before sustaining an injury that sidelined him for the rest of the season... Set NHL career-highs in goals (6), assists (12) and points (18) while totaling 44 shots on goal and averaging 16:54 of ice time... Missed the remainder of the season after suffering a broken fibula in his right leg in a game against Columbus on 1/02... Matched a season-long five-game point streak from 11/30 to 12/08, recording two goals and three assists over that stretch... Provided the insurance marker in a 3-0 win at Montreal on 11/18... Posted six points (2+4) over a five-game point streak from 10/30 to 11/11... Finished with a goal and an assist and was +3 at Anaheim on 11/07... Scored 42 seconds into the first period of 1-0 shutout win at Dallas on 10/23... Won 72.7% off his face-off attempts vs. Calgary on 10/19... Logged a season-high 22:07 of ice time against Washington on 10/16... Recorded a season-high three assists, including two on the power-play, in a 4-3 win over St. Louis on 10/14... Made his season



CAREER

debut against Anaheim on 10/09 **2009-10:** Split the season between Nashville and the AHL's Milwaukee Admirals... Scored two goals and tacked on nine assists in 31 NHL outings with the Predators... Registered 40 points (9+31) in 35 games for Milwaukee, ranking third on the team in assists (31) and fifth in points... Led all Admirals skaters with a +19 on-ice rating while averaging a team-best 1.14 points-per-game... Scored twice on the power-play and added a shorthanded tally... Named to the Canadian All-Star roster for the second straight year... Finished with multi-point efforts in 11 of his 35 games for Milwaukee... Scored first NHL goal of the season against the New York Islanders on 2/09... Assisted on all three Predator goals in a 4-3 loss at San Jose on 2/06... Collected an assist in his final appearance for Milwaukee at San Antonio on 1/24... Collected an assist in the 2010 AHL All-Star Game, helping the Canadian AHL All-Stars to a 10-9 win over the PlanetUSA AHL All-Stars... Contributed two assists in a 5-3 at Edmonton on 1/12... Tallied two assists and was +2 on three occasions in January – vs. Chicago on 1/22, at Manitoba on 1/16 and at Hamilton on 1/03... Tied for the ninth-longest point streak of the season when he notched 11 points (4+7) over nine games between 12/11 and 12/29... Had three points (1+2) and was +3 at Peoria on 11/14... Helped set up both Milwaukee goals in a 3-2 loss at Grand Rapids on 11/13... First goal of the season came on the power-play and was the game-winner at Rockford on 10/31... Was +3 at Ottawa on 10/22... Skated a season-high 18:00 at Boston on 10/21... Made his NHL season debut against Chicago on 10/15... Matched a career-high with four assists in a 5-2 win at Peoria on 10/14... Began the year on a tear with 22 points (4+18) over his first 14 games, including a five-game point streak to open the season **2008-09:** Had five points (3+2) in 11 games for Nashville and amassed 69 points (13+56) in 67 appearances with Milwaukee... His 56 assists led the Admirals and were tied for second-most in the league... Tied for fifth in the AHL with 26 power-play assists... Finished one point behind Mike Santorelli for the team lead in scoring while ranking 15th overall among the league's top scorers, marking his third straight 65-point campaign... Added four power-play goals and paced all Milwaukee skaters with 1.03 points-per-game... Compiled 16 multi-point games, including four straight outings from 12/06 to 12/13... Chipped in eight points (2+6) in 11 playoff contests... Opened the season with 32 points over his first 24 games... Named to the Canadian All-Star roster for the 2009 AHL All-Star Classic... Had a four-game NHL point streak (3+1) from 3/28 to 4/03... Netted his second career NHL goal while skating a season-high 19:50 at Columbus on 3/31... Scored his first career NHL goal against Los Angeles on 3/28... Totaled 13 points (2+11) over a season-long eight-game point streak from 2/27 to 3/18... Also tied for the AHL's

sixth-longest assist streak over that span... Had a point on all three goals (2+1) in a 3-2 victory at Rockford on 3/11... Tallied three assists in a 6-2 win against Iowa on 3/05... Recorded his first NHL point with an assist in his NHL debut against Detroit on 2/28... Factored in on all five Milwaukee goals in a 5-4 win over Peoria on 2/08... Recorded first career hat trick in the game, scoring once three different ways (one on the power-play, one shorthanded and one at even strength), and added two assists to match a career-high five points... Was also +4 on the night to earn first star honors... Netted a goal and had four shots in the 2009 AHL All-Star Game, a 14-11 loss for the Canadian squad... Gathered three assists in consecutive games at Iowa on 11/22 and against Peoria on 11/26... Had an eight-game point streak (4+8) from 10/17 to 11/07... Scored once and added two assists at Grand Rapids on 11/01 **2007-08:** Finished the season ranked third in the AHL in assists (63) and fifth in points (79) while appearing in all 80 regular-season games for the Admirals... Became the first Milwaukee player since the 1996-97 campaign to surpass the 60-assist mark in a season... Set career-highs in both offensive categories while adding 16 goals, four of which were scored on the power-play... Tied for fourth in the league with five shorthanded tallies... Placed sixth in the AHL with 27 power-play assists and owned a team-best +9 on-ice rating... Paced the Admirals with 18 multi-point games... Contributed three points (1+2) in six playoff contests... Recorded nine points (2+7) over a five-game point streak from 3/11 to 3/22... Scored twice and added an assist against Rockford on 2/17... Registered a career-high five points (1+4) and was +4 in a 6-4 win at Grand Rapids on 2/16... Collected a career-high four assists, including the primary helper on the game-winning goal, in a 7-3 win at Peoria on 2/02... Finished with a goal and assisted on two others vs. Chicago on 2/01... Set up three goals in a 5-4 win against San Antonio on 1/23... Posted a season-long nine-game point streak from 1/20 to 2/08, recording 17 points on two goals and 15 assists in that time... Also had the fourth-longest assist streak of the season during that stretch... Totaled 12 points (2+10) in 13 games during the month of December over two separate five-game point streaks... Picked up three points (2+1) in an 8-1 rout of Quad City on 10/24... Tallied a pair of assists at Iowa on 10/21 **2006-07:** Skated in 78 regular-season games for Milwaukee in his first professional season... Ranked second on the Admirals in scoring and finished tied for fifth among AHL rookies with 65 points on 18 goals and 47 assists... Scored five of his career-high 18 goals on the power-play and had one shorthanded tally... Led the team in assists, finished second in points and third in goals... His 47 assists also led all first-year players and were tied for ninth-most in the league... Tied for third with two overtime game-winning goals... Collected three

CAREER

points (1+2) in four postseason appearances with Milwaukee... Ended the regular season on an eight-game point streak (4+9) from 3/28 to 4/15... Posted back-to-back three-point (1+2) games against Chicago on 4/06 and 4/13, respectively... Scored the game-tying goal and then netted the overtime winner with 36 just seconds to spare in a 3-2 come-from-behind win against Grand Rapids on 3/18... Marked the first multi-goal game of his career... Had a three-game assist streak (0+4) from 2/16 to 2/18... Factored in on all three Milwaukee goals, scoring once and adding two assists in a 4-3 loss at Omaha on 1/24... Recorded three assists against Grand Rapids on 12/17... Notched a season-high four points (1+3) and was +2 in an 8-1 win at Grand Rapids on 11/14... Scored his first professional goal and recorded the first multi-point game of his career with a two-point (1+1) effort against Chicago on 10/13

2005-06: Made his American Hockey League debut, appearing in two games for the Milwaukee Admirals before joining the club for its Calder Cup Playoff run... Paced the Windsor Spitfires of the Ontario Hockey League in scoring with 99 points (18+81) while appearing in all 68 regular-season games... Tied for third in the OHL with 81 assists and finished eighth overall in points among the league's top scorers... Finished with 41 power-play helpers, good enough for eighth in the OHL in that category... Led the Spitfires in postseason scoring after registering 11 points (3+8) in seven playoff contests... Notched one assist in 10 playoff appearances with the Admirals... Posted his most productive month of the season in February, which saw him produce 21 points (5+16) and record at least one point in each of the 11 games... More impressively, seven of the 11 games over that stretch were multi-point outings, including three three-point efforts... Recorded his first professional

point with an assist in Game 2 of the Western Conference Semifinals against Houston on 5/06... Made his first professional playoff debut in Game 1 of the Western Conference Quarterfinals against Iowa on 4/21... Made his professional debut against Chicago on 4/14... Had nine points (1+8) through the first five games of the season, including a three-assist effort at Saginaw on 9/24 **2004-05:** Played in all 68 games for Windsor, registering 74 points (24+50) and 16 PIM... More than tripled his offensive output from his rookie campaign... Ranked second on the team in assists (50) and points and finished fourth in goals (24)... Tied for 13th in the OHL in assists... Added seven power-play goals to go along with a team-best +9 on-ice rating... Notched 10 points (3+7) over a season-long eight-game point streak from 1/21 to 2/11... Was one of five Spitfires averaging more than a point-per-game... Skated in 11 postseason matchups, scoring four goals and picking up five assists for nine points... Recorded a season-high four points (1+3) at Kingston on 11/07 **2003-04:** Recorded 21 points (3+18) in 61 games in his first OHL season with the Spitfires... Dressed in three of four playoff contests for Windsor, tallying an assist in Game 2 of the first-round series against London on 3/21... Scored his first career goal as part of a two-point (1+1) night at Sarnia on 11/14... Notched the first multi-point game of his career with two assists in a 4-0 shutout win over Erie on 9/28... Collected his first point on an assist against Kitchener on 9/25... Made his OHL debut at Guelph on 9/19 **2002-03:** Played the 2002-03 season with the St. Mary's Lincolns Jr-B team of the Western Ontario Hockey League (OHA), where he led all rookies in scoring and made the WOHL All-Rookie Team

PERSONAL

Older brother of current Buffalo Sabres forward Ryan O'Reilly, who was acquired on June 26, 2015 along with Jamie McGinn from the Colorado Avalanche in exchange for Nikita Zadorov, Mikhail Grigorenko, J.T. Compher and the 31st overall pick in the 2015 NHL Entry Draft. Colorado's second-round pick (33rd overall) in 2009, Ryan has amassed

246 points (111+195) in 498 career NHL games with the Sabres and Avalanche, and was the 2013-14 winner of the Lady Byng Memorial Trophy, presented annually to the player who exhibits sportsmanship and gentlemanly conduct. He led the Sabres in scoring during the 2015-16 campaign and represented Buffalo at the 2016 NHL All-Star weekend.

CAREER STATS

SEASON	TEAM	LEAGUE	REGULAR SEASON					PLAYOFFS				
			GP	G	A	P	PIM	GP	G	A	P	PIM
2003-04	Windsor	OHL	61	3	18	21	2	3	0	1	1	0
2004-05	Windsor	OHL	68	24	50	74	16	11	4	5	9	4
2005-06	Windsor	OHL	68	18	81	99	8	7	3	8	11	0
	Milwaukee	AHL	2	0	0	0	0	10	0	1	1	0
2006-07	Milwaukee	AHL	78	18	47	65	20	4	1	2	3	0
2007-08	Milwaukee	AHL	80	16	63	79	22	6	1	2	3	0
2008-09	Nashville	NHL	11	3	2	5	2	-	-	-	-	-
	Milwaukee	AHL	67	13	56	69	20	11	2	6	8	0
2009-10	Nashville	NHL	31	2	9	11	4	-	-	-	-	-
	Milwaukee	AHL	35	9	31	40	8	-	-	-	-	-
2010-11	Nashville	NHL	38	6	12	18	2	-	-	-	-	-
2011-12	Nashville	NHL	5	0	1	1	2	-	-	-	-	-
	Phoenix	NHL	22	2	3	5	2	-	-	-	-	-
	Pittsburgh	NHL	6	0	1	1	0	-	-	-	-	-
	Portland	AHL	5	1	1	2	0	-	-	-	-	-
	W-B/Scranton	AHL	21	0	10	10	8	12	5	4	9	0
2012-13	Magnitogorsk	KHL	32	3	16	19	30	7	2	2	4	2
2013-14	Magnitogorsk	KHL	14	0	1	1	2	-	-	-	-	-
	Utica	AHL	52	7	38	45	6	-	-	-	-	-
2014-15	Utica	AHL	76	10	51	61	10	23	2	17	19	4
2015-16	Buffalo	NHL	20	3	4	7	2	-	-	-	-	-
	Rochester	AHL	47	6	23	29	6	--	--	--	--	--
	Amerks Totals		47	6	23	29	6	--	--	--	--	--
	NHL Totals		133	16	32	48	14	-	-	-	-	-
	AHL Totals		463	80	320	400	100	66	11	32	43	4
	European Totals		46	3	17	20	32	7	2	2	4	2
	Junior Totals		197	45	149	194	26	21	7	14	21	4
	Pro Totals		642	99	369	468	146	73	13	34	47	6





EVAN RODRIGUES LEFT WING

15



Born: July 28, 1993 in ETOBICOKE, ONTARIO

Shoots: Right **Height:** 5 ft. 11 in. **Weight:** 176 lbs.

Acquired: Signed a two-year, entry-level NHL contract as an undrafted free agent with the Buffalo Sabres on April 22, 2015.

LAST SEASON

2015-16: Joined the Buffalo Sabres (NHL) for their final two games of the season, recording two points (1+1) ... Completed his rookie campaign with 30 points on nine goals and 21 assists in 72 appearances with the Rochester Americans (AHL) ... Ranked second among Amerks and tied for sixth overall on the team in scoring ... Assisted on both Rochester goals in the season finale at Toronto on 4/17... Scored his first NHL goal and added the secondary assist on the overtime game-winner in Buffalo's season-ending 4-3 win over the New York Islanders on 4/09... Reassigned to Rochester after the game... Recorded five shots on goal and logged 10:10 of ice time in his NHL debut against Columbus on 4/08, a 4-1 Sabres loss... Earned his first-ever NHL recall from the Buffalo Sabres on 4/06... Notched an assist and was +2 at Syracuse on 4/02... Took a team-high nine shots against St. John's on 3/25... Was +2 against Utica on 3/11... Registered three assists and was +3

in a 7-3 win over Springfield on 3/04... Scored a goal and added an assist at Toronto on 2/27... Earned the secondary assist on the overtime game-winner against Portland on 2/19... Finished with a goal and a team-high six shots at Hartford on 2/14... Netted the game-winner, the first of his career, with 5:51 remaining in the third period of a 5-4 win at Syracuse on 2/05... Assisted on two goals and was +2 against Syracuse on 1/27... Notched a season-high three points (1+2) in a 5-4 win over Hershey on 1/08... Missed the game at Bridgeport on 1/02 due to injury... Collected two assists for his first career multi-point game in a 7-1 win over Hartford on 12/18... Had a three-game point streak (2+1) from 11/25 to 11/28... Scored his first pro goal in a 4-3 overtime win over Syracuse on 11/25... Recorded his first professional point with an assist in his AHL debut against Lake Erie on 10/09

CAREER

2014-15: Set career-highs in all offensive categories as a senior at Boston University (H-East), recording 61 points on 21 goals and 40 assists in 41 games for the Terriers... More than quadrupled his offensive output from his junior campaign... Finished second in the nation in assists per game (1.00) and points while serving as assistant captain... Led the Terriers to the Hockey East title and an appearance in the 2015 NCAA National Championship Game against Providence... Named the Most Outstanding Player of the Northeast Regional... Selected to the All-Regional Team (NCAA Tournament), the Hockey East All-Tournament Team and was named a Hockey East Second Team All-Star... Led BU in points (4) and goals (3) in the NCAA Tournament... Ranked second in Hockey East with 36 points, tied for fourth with 13 goals, third in assists with 23, and second in power-play points with 13... Placed second in the Hockey East Tournament in assists (7) and tied for third in points with eight (1+7)... Second on the team in points (61) and assists (40), and fourth in goals (21)... Named Hockey East Player of the Month for January... Earned NCAA.com No. 1 Star of the Week honors for period ending Feb. 10... Tabbed NCAA.com No. 3 Star of the Week for period ending Feb. 3... Two-time Hockey East Player of the Week (Feb. 2, Feb. 9) and a nine-time Hockey East Top Performer... Scored two goals, including the game-winner with 2:24 left in regulation, in the NCAA Northeast Regional Final against Minnesota Duluth on 3/28... Scored a goal and added

an assist in the NCAA Northeast Regional Semifinal win against Yale on 3/27... Picked up an assist in the Hockey East championship game on 3/21... Recorded two assists in the Hockey East semifinal victory over New Hampshire on 3/20... Tallied five points (1+4) in a two-game sweep of Merrimack in the Hockey East quarterfinals between 3/13-3/14... Recorded a hat trick against Northeastern on 2/27... Scored a goal in a 2-2 tie with Notre Dame on 2/20... Recorded four points (3+1), including his first career hat trick and 100th point as a Terrier, in a 5-2 win at UMass Lowell on 2/06... Recorded two assists in a Beanpot semifinal victory over Harvard 2/03... Tied a school record with six assists in a 9-5 victory over Massachusetts on 1/30... Picked up a goal and an assist, including the game-tying goal with 2:18 remaining in regulation, in a win at Vermont 1/24... Scored a goal and added an assist in a 4-2 win at Vermont on 1/23... Registered two assists in a 4-3 OT victory against UMass Lowell on 1/18... Recorded three (1g, 2a) points in a 6-1 win against Wisconsin on 1/10... Recorded three assists in a 5-1 win at RPI on 12/13... Scored the game-tying goal against Union on 1/03... Scored two goals in a 5-2 win against Colgate on 11/29... Recorded two assists in a 4-4 draw against UConn on 11/08... Registered three points (1+2) in a 4-1 victory at Providence on 10/31... Scored a goal in a 6-4 win over the USA U-18 team on 10/18... Recorded three assists in a victory at UMass on 10/10

2013-14: Appeared in 31 games for Boston

CAREER

University, collecting 14 points on five goals and nine assists... Named to Hockey East All-Academic Team... Finished second on the team in shots with 94... Registered a goal and an assist at New Hampshire on 2/14... Scored the first goal of the Beanpot consolation game and added an assist against Harvard on 2/10... Scored the Terriers lone goal in a 1-1 tie against Merrimack on 12/07... Named a Hockey East Top Performer for period ending Oct. 14... Recorded a goal and an assist in the Terriers season-opening victory over UMass on 10/11 **2012-13**: Skated in 38 games as a sophomore, finishing third on the team in goals (14), assists (20) and points (34)... Recipient of Paul Hines Award, given to Most Improved Player in New England... Named a Hockey East Second Team All-Star... Led all BU skaters with a team-best +15 on-ice rating... Was a three-time Hockey East Top Performer (10/15, 1/21, 1/28)... Scored two goals in a 6-3 victory over Boston College in the Hockey East semifinal... Recorded a goal and an assist in a 5-0 win over Northeastern... Recorded three assists in a weekend series with Vermont... Netted a goal and added a helper in a 5-2 win over Merrimack... Scored his first career shorthanded goal against Lowell on 2/23... Had three points (3 assists) in a weekend series at Maine... Scored twice in a 3-2 victory at Providence... Recorded a four-point game (2+2) in a loss to Northeastern... Named Hockey East Co-Player of the Week for period ending Dec. 3 after recording two goals and an assist in a home-and-home series with No. 1 Boston College... Scored his first goal of the season in a 3-1 victory at Merrimack... Collected a pair of assists in the season-opening victory against Providence **2011-12**: Totaled 12 points (2+10) and 24 PIM in 36 appearances with the Terriers... Had a three-game point streak (1+3) snapped in NCAA Regionals against Minnesota... Collected two assists against Maine on 3/16... Scored goal in series-clinching win against New Hampshire on 3/11... Picked up pair of assists at Vermont on 2/24... Tallied assist at Providence on 1/20... Scored at Northeastern on 1/13... Notched an

assist in BU's 4-1 win over New Hampshire on 11/19... Registered two assists for his first collegiate points against Massachusetts on 10/29... Recorded three shots in his collegiate debut against New Hampshire on 10/08 **2010-11**: Tallied 54 points (21+33) in 37 games for the Georgetown Raiders of the Ontario Junior Hockey League... Ranked third on the team with 21 goals and finished fifth in points... Scored three of his goals on the power-play and had two shorthanded tallies... Had 17 multi-point outings, including five straight from 9/17 to 10/02... Added four points (1+3) in five playoff contests while helping the Raiders to the OJHL semifinals... Closed out the campaign with two points (1+1) in a win over Mississauga on 2/12... Posted a season-long 10-game point streak from 1/02 to 2/04, logging 20 points (9+11) over that stretch... Notched his first career hat trick as part of a four-point (3+1) effort against Aurora on 1/15... Recorded 19 points (8+11) over a nine-game point streak from 9/13 to 10/09... Assisted on four goals in a 6-2 win over Buffalo on 9/18... Picked up three points (2+1) in a 6-4 loss at Markham on 9/17 **2009-10**: Enjoyed a breakout rookie campaign for Georgetown, finishing fifth on the team in scoring with 51 points (20+31) while appearing in all 56 regular-season games... Tied for second on the team with five game-winning goals... Collected six points (4+2) in 11 postseason appearances with the Raiders... Collected three points (2+1) in a 4-2 win at Couchiching on 2/19... Netted a goal in four straight games from 2/05 to 2/12... Registered 11 points (3+8) over a season-long six-game point streak from 10/03 to 10/16... Tallied three assists at Trenton on 10/09... Scored twice and assisted on two others in a 9-1 win at Huntsville on 9/25... Recorded his first point with an assist in his OJHL debut against Villanova on 9/16 **INTERNATIONAL COMPETITION**: Top scorer for Team Canada East at the 2010 World Junior A Challenge with seven points (3+4)... Named to the tournament's All-Star Team

PERSONAL

Member of OHF Atom 'AAA', All-Ontario Peewee and Bantam championship squads while playing for the Toronto Marlboros program... Played in the 2010 CJHL Top Prospects Tournament... Started his minor hockey career with the York Toros... His older brother, Paul, played hockey at Oswego State and was the 2013 Division III Player of the Year



EVAN **RODRIGUES** LEFT WING **15**

CAREER STATS			REGULAR SEASON					PLAYOFFS				
SEASON	TEAM	LEAGUE	GP	G	A	P	PIM	GP	G	A	P	PIM
2009-10	Georgetown	OJHL	56	20	31	51	22	11	4	2	6	2
2010-11	Georgetown	OJHL	37	21	33	54	42	5	1	3	4	0
2011-12	Boston Univ.	H-East	36	2	10	12	24	-	-	-	-	-
2012-13	Boston Univ.	H-East	38	14	20	34	28	-	-	-	-	-
2013-14	Boston Univ.	H-East	31	5	9	14	20	-	-	-	-	-
2014-15	Boston Univ.	H-East	41	21	40	61	31	-	-	-	-	-
2015-16	Buffalo	NHL	2	1	1	2	0	-	-	-	-	-
	Rochester	AHL	72	9	21	30	39	--	--	--	--	--
Amerks/AHL Totals			72	9	21	30	39	--	--	--	--	--
NHL Totals			2	1	1	2	0	-	-	-	-	-
College Totals			146	42	79	121	103	-	-	-	-	-
Junior Totals			93	41	64	105	64	16	5	5	10	2
Pro Totals			74	10	22	32	39	-	-	-	-	-





COLE SCHNEIDER RIGHT WING

10



Born: **August 26, 1990** in WILLIAMSVILLE, NEW YORK

Shoots: **Left** Height: **6 ft. 1 in.** Weight: **197 lbs.**

Acquired: **Acquired by the Buffalo Sabres along with Michael Sdao, Eric O'Dell and Alex Guptill from the Ottawa Senators in exchange for Phil Varone, Jason Akeson and Jerome Leduc on February 27, 2016. Signed a one-year, two-way contract with Buffalo on June 30, 2016.**

LAST SEASON

2015-16: Appeared in two games for the Buffalo Sabres (NHL) ... Totaled 56 points (21+35) in 73 American Hockey League games between the Rochester Americans and Binghamton Senators ... Acquired at the NHL trade deadline by Buffalo and finished the regular season with 14 points (4+10) in 19 games with the Amerks ... Ranked second in the AHL with 217 shots on goal ... Scored his 21st goal of the season and was one of three Amerks to post six shots on goal in the season finale at Toronto on 4/17... Reassigned to Rochester on 4/09... Became the sixth player Buffalo born player – and the second this season behind Justin Bailey – to appear in a regular-season game for the Sabres when he made his NHL debut in Buffalo's 4-1 loss to Columbus on 4/08... Finished the game with two shots in 12:54 of ice time... Earned his first-ever NHL recall from the Buffalo Sabres on 4/06... Reached the 20-goal mark for the third straight year with his 20th goal of the season against Grand Rapids on 4/03... Notched an assist and was +2 at Syracuse on 4/02... Picked up his 200th pro point with an assist against St. John's on 3/25... Fired a team-high six shots against Providence on 3/21... Had a four-game point streak (1+5) from 3/04 to 3/12... Scored his first goal as an Amerk against Toronto on 3/05... Registered three assists and was +3 in his Amerks debut against Springfield on 3/04, a 7-3 win... Acquired by the Buffalo Sabres in a seven-player deal with the Ottawa Senators

and was reassigned to Rochester on 2/27... Registered 42 points on 17 goals and 25 assists to go along with a team-best 153 shots on goal over 54 games with the Binghamton Senators (AHL)... Led the B-Sens in assists and points and was second on the team in goals prior to the midseason trade... Amassed 13 multi-point games for Binghamton, including two three-point outings... Collected two points (1+1) in a 6-2 win at Hartford on 2/21... Recorded a team-high seven PIM against Rochester on 2/06... Posted a season-long five-game point streak (3+4) from 1/23 to 2/05... Earned two assists – with the second being the 100th of his pro career – in a 4-0 win over Rochester on 1/15... Notched a pair of assists in three straight appearances – at Hershey on 12/27, vs. St. John's on 12/31 and at Hershey again on 1/02... Scored once and assisted on two others in a 4-2 win over Hartford on 12/26... Had two assists and took a team-high nine shots on goal at Toronto on 11/22... Totaled seven points (3+4) over a four-game point streak from 11/14 to 11/25, a stretch that featured three consecutive two-point outings... Scored twice in a 4-3 loss at Wilkes-Barre/Scranton on 10/28... Notched three points (2+1) and was +4 in a 5-1 win over Toronto on 10/24... First goal of the season came shorthanded at Syracuse on 10/17... Made his season debut against Albany on 10/10

CAREER

2014-15: Finished the season as Binghamton's third-leading scorer with 58 points (29+29) in 69 games played ... Led the Senators and tied for fifth in the AHL with a career-best 29 goals, including eight on the power-play, marking his second straight 20-goal campaign ... Ended the season with 10 points (6+4) in his final six games ... Scored a hat trick and added an assist vs. Albany on 4/10 ... Tallied eight points (4+4) during a four-game point streak from 3/14 to 3/21 ... Recorded back-to-back three-point games at Adirondack on 3/15 and vs. Norfolk on 3/20 ... Posted a season-long six-game point streak (5+8) from 11/26-12/07 ... Scored twice in a 6-3 win at Syracuse on 11/28 ... Opened the season with three goals in his first five games **2013-14:** Ranked third among Senators skaters with 54 points (20+34) in 69 games, his first of three straight 20-goal seasons ... Tied for second in the AHL with three shorthanded goals ... Collected two assists in four Calder Cup Playoff

appearances, both coming in Game 2 of Binghamton's first-round series against Wilkes-Barre/Scranton ... Had two points in three consecutive games from 3/14-3/16 ... Tallied three assists in a 6-5 win over Syracuse on 1/04 ... Totaled 11 points (5+6) over a season-best seven-game point streak from 12/07-12/27 ... Factored in on all four Binghamton goals, scoring twice and adding two assists with a team-high seven shots in a 4-1 win over Hershey on 12/26 ... Recorded at least one point in seven of eight games during the month of December ... Contributed two points (1+1) and was +3 at Adirondack on 11/22 ... Recorded five points (1+4) during a four-game point streak from 11/02 to 11/10 ... Scored his first two goals of the season at Bridgeport on 10/20 **2012-13:** Completed his rookie season in Binghamton, recording 35 points on 17 goals and 18 assists in 60 games ... Tied for second among B-Sens rookies and tied for third among all skaters in regular season team



COLE **SCHNEIDER** RIGHT WING **10**

CAREER

scoring ... Ranked third in goals while tying for third among B-Sens with four power-play markers ... Fifth on the team with a +19 on-ice rating ... Appeared in three Calder Cup Playoff contests ... Made his professional postseason debut in Game 1 of Binghamton's first-round series against Wilkes-Barre/Scranton on 4/27 ... Closed out the regular season with a goal and an assist at Syracuse on 4/21 ... Scored twice, including the game-winner, in a 5-3 win over Albany on 4/12 ... Took a team-high seven shots against Hamilton on 3/23 ... Registered his first three-point (2+1) game vs. Albany on 3/22 and duplicated the effort a week later vs. Adirondack on 3/29 ... Had a three-game point streak (2+2) from 2/16 to 2/22 ... Netted a pair of goals just 1:30 apart in a 3-2 win at Albany on 12/28 ... Collected two assists and was +2 vs. Syracuse on 12/02 ... Scored his first two professional goals as part of a multi-goal game against Bridgeport on 11/24 ... Recorded an assist in his season debut against Syracuse on 10/20 **2011-12:** Joined the Binghamton Senators (AHL) for an 11-game stint at the conclusion of his sophomore season at the University of Connecticut (AHA), recording two assists ... Played in 38 games for the Huskies, leading the team with 45 points on 23 goals and 22 assists ... Set a UConn Division I single-season record with 23 goals and 45 points ... Selected to the AHA First Team... Twice named AHA Player of the week, Jan. 9th and Mar. 12th... Broke the record for most points by a sophomore in first two seasons in UConn Division I history with 78 ... Combined with Brant Harris to record the most points in UConn Division I history among two players with 78 ... Had two goals and one assist in a 4-3 victory against Canisius on 1/15 ... Recorded two hat tricks on the season – against Sacred Heart on 2/10 and vs. Niagara on 1/06 ... Registered at least one point in nine

straight games from 11/12 to 12/29 ... Assisted on all of the teams' goals in a 3-2 win against RIT on 12/02 ... Recorded four game winning goals on the season **2010-11:** Named to the AHA All-Rookie Team as UConn freshman ... Appeared in all 37 games while leading the Huskies with 33 points on 13 goals and 20 assists ... Set a new UConn Division I freshman scoring record in addition to a new UConn Division I assist record ... His 20 assists led all UConn players and registered eight multi-point outings on the season ... Ranked second in the AHA among rookie scorers ... Finished the season with two power-play goals and three game-winning goals ... Named to the AHA All-Tournament Team ... Notched a goal and an assist in the AHA Semifinals against RIT on 3/18 ... Ended the regular season on a three-game point streak ... Had a five-game point streak from 2/05 to 2/19 ... Collected three assists against Mercyhurst on 1/07 ... Tallied three points with a goal and two assists against Sacred Heart on 12/10 ... Named AHA Rookie and Player of the Week after notching four points with a hat trick and an assist against Niagara on 12/04 ... Scored his first two collegiate goals at Army on 10/23 ... Tallied his first collegiate point with an assist at No. 7 Maine on 1/09 ... Presented with the Thomas Jacquard Award at the team's annual awards banquet **2009-10:** Played for the Topeka RoadRunners of the North American Hockey League (NAHL)... Finished 11th in the league in goals despite playing 25 games fewer than the league leaders ... Finished the season with 25 goals and 14 assists for 39 points in only 29 games ... Recorded 11 points in nine NAHL playoff games **2008-09:** Spent first season in the NAHL with the Mahoning Valley Phantoms ... Ranked eighth on the team in scoring with 33 points (17+16) in 42 games ... Finished fourth among all Phantoms skaters in goals (17)

CAREER STATS

			REGULAR SEASON					PLAYOFFS				
SEASON	TEAM	LEAGUE	GP	G	A	P	PIM	GP	G	A	P	PIM
2008-09	Mahoning Valley	NAHL	42	17	16	33	12	-	-	-	-	-
2009-10	Topeka	NAHL	29	25	14	39	18	-	-	-	-	-
2010-11	U. of Connecticut	AHA	37	13	20	33	30	-	-	-	-	-
2011-12	U. of Connecticut	AHA	38	23	22	45	35	-	-	-	-	-
	Binghamton	AHL	11	0	2	2	0	-	-	-	-	-
2012-13	Binghamton	AHL	60	17	18	35	37	3	0	0	0	0
2013-14	Binghamton	AHL	69	20	34	54	22	4	0	2	2	0
2014-15	Binghamton	AHL	69	29	29	58	14	-	-	-	-	-
2015-16	Buffalo	NHL	2	0	0	0	0	-	-	-	-	-
	Binghamton	AHL	54	17	25	42	32	-	-	-	-	-
	Rochester	AHL	19	4	10	14	21	--	--	--	--	--
	Amerks Totals		19	4	10	14	21	--	--	--	--	--
	NHL Totals		2	0	0	0	0	-	-	-	-	-
	AHL Totals		282	87	118	205	126	7	0	2	2	0
	College Totals		75	36	42	78	65	-	-	-	-	-
	Junior Totals		71	42	30	72	30	-	-	-	-	-
	Pro Totals		284	87	118	205	126	7	0	2	2	0



TYSON STRACHAN DEFENSE

23



Born: October 30, 1984 in MELFORT, SASKATCHEWAN

Shoots: Right **Height:** 6 ft. 3 in. **Weight:** 215 lbs.

Acquired: Signed a one-year American Hockey League contract with the Rochester Americans on September 12, 2016.

Drafted: Carolina Hurricanes' fifth-round selection (137th overall) in the 2003 NHL Entry Draft.

LAST SEASON

2015-16: Appeared in two games for the Minnesota Wild (NHL) while also producing 13 points (1+12) in 67 American Hockey League contests with the Iowa Wild ... Scored the overtime game-winner for his only goal of the season – and the 100th point of his AHL career – in a 4-3 win at Rockford on 4/02 ... Racked up a team-high 15 PIM at Stockton on 3/18 ... Totaled seven points (0+7) in 11 games during the month of February for Iowa ... Assisted on both regulation goals in

a 3-2 come-from-behind overtime win at Chicago on 2/18 ... Finished +1 over seven shifts against Philadelphia on 1/07 ... Logged 9:00 of ice time in his debut for Minnesota at Columbus on 1/05 ... Skated in a season-high 30:39 at Montreal on 11/29 ... Tallied his first point for Iowa with an assist against Lake Erie on 11/21 ... Made his season debut vs. Charlotte on 10/10

CAREER

2014-15: Spent his first full season in the NHL with the Buffalo Sabres, playing in a career-high 46 games and setting career-highs for assists (5), points (5) and penalty minutes (44) ... Earned his fifth assist of the season at Carolina on 1/08 ... Collected an assist vs. Toronto on 11/15 ... Recorded the multi-point game of his NHL career with a pair of assists against Detroit on 11/02 ... Registered an assist in his Sabres debut at Carolina on 10/14 **2013-14:** Appeared in 18 NHL games with the Washington Capitals, recording two assists and 28 PIM... Spent majority of the campaign with the AHL's Hershey Bears, collecting 19 points on four goals and 15 assists while serving as assistant captain... Skated in 60 games for the Bears and finished third in scoring among Hershey defensemen... Ranked second among Bears blueliners with a +13 on-ice rating... Logged a season-high 24:15 of ice time in a 4-3 shootout loss win at New York Islanders on 4/05... Tallied his first point with the Capitals with an assist at Detroit on 1/31... Recorded an assist in both ends of a home-and-home series with Syracuse on 1/24 and 1/25... Collected an assist in back-to-back games at Wilkes-Barre/Scranton on 12/13 and vs. Binghamton on 12/14... Scored his first goal as a Bear as part of a three-point game (1+2) at Binghamton on 12/06... Was also +3 with three shots that game... Skated 21:43 and had one shot in his Washington debut at Detroit on 11/15... Notched his first point as a Bear with an assist against Hartford on 10/26... Made his Hershey debut vs. Adirondack on 10/05 **2012-13:** Played in 38 games for the Florida Panthers, registering four assists and 40 penalty minutes... Scored one goal with eight assists for nine points in 24 American Hockey League contests with the San Antonio Rampage... Had a three-game assist (0+3) from 11/25 to 11/30... Notched his lone goal of the campaign on the power-play in a 6-5 loss at Chicago on 10/27...

Recorded an assist in his season debut vs. Texas on 10/13... **2011-12:** Registered three points (1+2) and five PIM in 15 regular-season games for Florida... Also appeared in two NHL playoff games with the Panthers, earning an assist... Made 50 AHL appearances for San Antonio, scoring three goals and assisting on 14 others for 17 points... Recorded four points (1+3) in seven postseason contests with the Rampage... Posted three assists in Game 2 of the Western Conference Semifinals against Oklahoma City on 5/05... Registered his first career NHL playoff point with an assist in Game 6 of the Eastern Conference Quarterfinals against New Jersey on 4/24... Made his NHL postseason debut in Game 5 of Florida's first-round series against New Jersey on 4/21... Made his Rampage playoff debut in Game 1 of San Antonio's first-round series against Chicago on 4/19... Had a season-long three-game assist streak (0+3) from 3/22 to 3/25... Scored his first NHL goal against Evgeni Nabokov in a 4-1 win over the New York Islanders on 2/12... Skated an NHL season-high 18:33 at Washington on 2/07... Recorded his first point as a Florida Panther with an assist vs. Washington on 2/01... Logged 13:25 of ice time in his Panthers debut vs. Philadelphia on 1/24... Recalled by Florida to replace injured defenseman Dmitri Kulikov on 1/23... Took a season-high six shots at Charlotte on 1/03... Notched two assists at Abbotsford on 11/25... Tallied his first point as a member of the Rampage with an assist against Oklahoma City on 10/14... Made his San Antonio debut vs. Chicago on 10/08 **2010-11:** Assisted on one goal and racked up 39 PIM in 29 games with the St. Louis Blues (NHL)... Played in just 13 games for the AHL's Peoria Rivermen, recording eight assists and four PIM... Made one postseason appearance for the Rivermen in Game 1 of Peoria's first-round series against Houston on 4/13... Closed out the regular season with an assist in a 4-3 loss to



TYSON STRACHAN DEFENSE **23**

CAREER

Milwaukee on 4/09... Posted a three-game assist (0+4) from 3/25 to 3/27... Assisted on both goals in a 4-2 loss to San Antonio on 3/25... Collected an assist and took a team-high six shots in his season debut vs. Houston on 2/11... Set a single-game career-high on penalty minutes with 17 vs. Los Angeles on 12/16... Recorded his lone NHL point on an assist vs. New Jersey on 11/20... Skated a season-high 18:24 at Boston on 11/06... Opened the campaign in the NHL with the Blues, making his season debut at Dallas on 10/16 **2009-10:** Notched two assists and four PIM in eight games for St. Louis... Spent most of the season in Peoria, where he captured pro career-highs in goals (5), assists (21), points (26), penalty minutes (75) and games played (65)... Scored two of his five goals on the power-play and finished third in scoring among Rivermen defensemen... Collected a goal and an assist in a 6-5 win at San Antonio on 3/17... Notched two assists and was +2 at Grand Rapids on 2/20 and vs. Lake Erie on 3/06... Had a three-game assist streak (0+4) from 12/27 to 12/30... Assisted on a pair of goals at Toronto on 12/30... Collected three points (2+1) over a three-game point streak from 12/09 to 12/12... Scored his first goal of the season to go along with a season-high five shots at Houston on 12/11... Tallied an assist in a 3-1 win over Minnesota on 10/23... Recorded an assist in his season debut for St. Louis at Phoenix on 10/15 **2008-09:** Made his NHL debut with St. Louis, registering three assists and 39 PIM in 30 games for the Blues... Totaled five points (2+3) and piled up 67 PIM in 29 regular-season appearances with Peoria... Played in three Calder Cup Playoff games with the Rivermen, earning 11 PIM... Made his AHL postseason debut in Game 5 of Peoria's first-round series against Houston on 4/22... Logged an NHL season-high 16:36 of ice time and finished with two shots vs. Detroit on 3/14... Collected an assist at Columbus on 2/03... Took three shots at Chicago on 1/31... Notched an assist at Vancouver on 1/09... Assessed a season-high 15 PIM at Carolina on 1/02... Recorded his first NHL point with an assist in a 6-3 loss to Boston on 12/21... Skated 15:05 and took two PIM over 22 shifts in his NHL debut at Washington on 12/18... Bagged his second goal of the season in a 2-0 win at Rochester on 12/12... Had two points (1+1) in a 5-3 win over Grand Rapids on 11/08 **2007-08:** Split his rookie season between the Peoria Rivermen and Las Vegas Wranglers of the ECHL... Collected three points (1+2) in 34 AHL games with Peoria after beginning the season with seven points (2+7) in 25 regular-season contests for Las Vegas... Added four points (0+4) in 16 postseason appearances with the Wranglers, helping the team to its second straight Pacific Division title and a trip to the 2008 Kelly Cup Finals... Recorded his first playoff point with an assist in Game 3 of the Western Conference Quarterfinals against Stockton on 4/22... Made his pro playoff debut in Game 1 of Las Vegas' first-round series

against Stockton on 4/18... Scored first AHL goal vs. San Antonio on 4/11... Recorded his first AHL point with an assist vs. Lake Erie on 3/01... Made his AHL debut for Peoria against Milwaukee on 1/04... Potted his second goal of the season vs. Phoenix on 12/17... Notched his first multi-point game with three assists in a 7-5 win at Utah on 12/15... Earned a season-high 15 PIM at Stockton on 12/08... Scored his first career goal at Stockton on 12/07... Registered his first pro point with an assist at Phoenix on 11/11... Made his professional debut in a 4-3 win at Victoria on 10/26 **2006-07:** Appeared in one American Hockey League game for the Albany River Rats at the close of his collegiate career... Wrapped up his final season at Ohio State University (CCHA) by setting career-highs in all offensive categories, including goals (7), assists (11) and points (18) in 35 games for the Buckeyes... Ranked third among team defensemen in scoring and finished eighth overall in points... Made his professional debut vs. Wilkes-Barre/Scranton on 3/18 **2005-06:** Played in first 23 games of the season for the Buckeyes, scoring three goals... Added two assists for a total of five points... Injured left wrist vs. Nebraska-Omaha on 1/13 and forced to miss remainder of season... Scored Buckeyes' first goal of the campaign at Colorado College on 10/14... Other goals came vs. Lake Superior State on 11/19 and Alabama-Huntsville on 12/03... Tied career mark with five shots against Bowling Green on 1/07... Posted an assist and career-best +3 mark at Bowling Green on 10/20... Recorded a career-best five shots vs. Union on 12/10 and added four in second game vs. the Dutchmen... Received a game misconduct for checking from behind at Miami on 11/04 for career-high 15 penalty minutes... Ended the season +4 with just five minus ratings... Had 37 penalty minutes on the year **2004-05:** Played in 31 games as a sophomore, scoring a goal and adding four assists for five points... Played in last 24 games of the year; missed time because of a knee injury suffered in the season opener at New Hampshire (returned to action in second game vs. Sacred Heart on 11/06) ... Recorded an assist on Tom Fritsche's goal vs. Ferris State on in the CCHA tournament first-round game on 3/13... Scored only goal of the season on a breakaway vs. Bowling Green on 2/12... Notched first assist and point on the year against Michigan on 1/22... Was +1 or better in 11 games and had just four minus ratings on the year... Posted a career-high tying +2 mark vs. Sacred Heart on 11/06 **2003-04:** Completed freshman season at Ohio State University with seven points (2+5) in 30 games... Scored overtime game-winner vs. Notre Dame in CCHA Super Six quarterfinals on 3/18; also had an assist in the game for first career two-point night... Earned a career-high tying +2 and posted an assist at Western Michigan on 2/21... Recorded an assist vs. Nebraska-Omaha 2/13; +1 in each game vs. Mavericks... Had an

CAREER

assist and was +2 in the win over Bowling Green on 1/31... Notched first career point with a goal against Miami in the Lefty McFadden Invitational on 10/04... Played in first seven games of the season before missing the Alaska and Northern Michigan series with an injury; returned

to action vs. Michigan on 11/15... Was even or better in 22-of-30 games, including +2 outings vs. Notre Dame on 10/11, at Bowling Green on 1/31 and at Western Michigan on 2/21

CAREER STATS

			REGULAR SEASON					PLAYOFFS				
SEASON	TEAM	LEAGUE	GP	G	A	P	PIM	GP	G	A	P	PIM
2002-03	Vernon	BCHL	56	6	22	28	99	-	-	-	-	-
2003-04	Ohio State Univ.	CCHA	30	2	5	7	8	-	-	-	-	-
2004-05	Ohio State Univ.	CCHA	31	1	4	5	32	-	-	-	-	-
2005-06	Ohio State Univ.	CCHA	23	3	2	5	37	-	-	-	-	-
2006-07	Ohio State Univ.	CCHA	35	7	11	18	55	-	-	-	-	-
	Albany	AHL	1	0	0	0	0	-	-	-	-	-
2007-08	Peoria	AHL	34	1	2	3	61	-	-	-	-	-
	Las Vegas	ECHL	25	2	7	9	68	16	0	4	4	12
2008-09	St. Louis	NHL	30	0	3	3	39	-	-	-	-	-
	Peoria	AHL	29	2	3	5	67	3	0	0	0	11
2009-10	St. Louis	NHL	8	0	2	2	4	-	-	-	-	-
	Peoria	AHL	65	5	21	26	75	-	-	-	-	-
2010-11	St. Louis	NHL	29	0	1	1	39	-	-	-	-	-
	Peoria	AHL	13	0	8	8	4	1	0	0	0	2
2011-12	Florida	NHL	15	1	2	3	5	2	0	1	1	0
	San Antonio	AHL	50	3	14	17	41	7	1	3	4	0
2012-13	Florida	NHL	38	0	4	4	40	-	-	-	-	-
	San Antonio	AHL	24	1	8	9	22	-	-	-	-	-
2013-14	Washington	NHL	18	0	2	2	28	-	-	-	-	-
	Hershey	AHL	60	4	15	19	56	-	-	-	-	-
2014-15	Buffalo	NHL	46	0	5	5	44	-	-	-	-	-
2015-16	Minnesota	NHL	2	0	0	0	0	-	-	-	-	-
	Iowa	AHL	67	1	12	13	68	-	-	-	-	-
NHL Totals			186	1	19	20	199	2	0	1	1	0
AHL Totals			343	17	83	100	394	11	1	3	4	13
ECHL Totals			25	2	7	9	68	16	0	4	4	12
College Totals			119	13	22	35	132	-	-	-	-	-
Junior Totals			56	6	22	28	99	-	-	-	-	-
Pro Totals			554	20	109	129	661	29	1	8	9	25



LINUS ULLMARK GOALIE

30



Born: July 31, 1993 in LUGNVIK, SWEDEN

Catches: Left **Height:** 6 ft. 4 in. **Weight:** 212 lbs.

Acquired: Buffalo Sabres' sixth-round selection (163rd overall) in the 2012 NHL Entry Draft. Signed a three-year, entry-level NHL contract with Buffalo on May 27, 2014.

LAST SEASON

2015-16: Made his North American debut while splitting time between the Buffalo Sabres (NHL) and the Rochester Americans (AHL) ... Went 8-10-0 with a 2.60 goals-against average and a .913 save percentage in 20 games for Buffalo ... Appeared in 28 games with the Amerks, posting a 10-16-0 record with a 3.41 goals-against average and a .902 save percentage ... Totaled 831 saves at the AHL level ... Turned aside 38 attempts in the season finale at Toronto on 4/17... Started 21 of the last 30 games... Appeared in 20 games for the Sabres, becoming the 11th rookie goaltender in franchise history to do so... Helped the Sabres to a 4-3 season-ending win over the New York Islanders with 21 saves on 4/09 and was returned to Rochester after the game... Recalled by Buffalo on 4/08... Posted a season-long four-game win streak from 3/05 to 3/16... Topped the 40-save mark for the sixth time in 18 starts this season with 42 stops in a 3-1 win over Lehigh Valley on 3/16... Named the CCM/AHL Player of the Week for period ending Feb. 21, 2016 after allowing just three goals (.969 save percentage) on 97 shots in consecutive victories over Portland and Syracuse... Earned three straight starts from 2/14-2/20 and totaled 94 saves over back-to-back wins... Stopped a season-high 51 shots – the most by any AHL goaltender in a single game this season and the most by a Rochester goalie in more than six years – and had 22 saves in the first period of a 6-2 win at Syracuse on 2/20... Made 43 saves against Portland on 2/19... Backstopped the Amerks to a 5-4 win with 39 saves at Syracuse on 2/05, including

18 in the first period... Stopped 41 of 44 shots to earn his second win of the season with the Amerks at Grand Rapids on 1/22... Made 21 saves in his return to the lineup against Binghamton on 1/15... Reassigned to Rochester on 1/13... Won back-to-back starts for the third time this season (at Minnesota on 1/12 and at Winnipeg on 1/10)... Matched an NHL season-high with 42 stops at Winnipeg on 1/10... Stopped 20 of the 21 shots he faced against Los Angeles on 12/12... Appeared in his 100th pro game at Vancouver on 12/07... Made an NHL season-high 42 saves at Detroit on 12/01... Started four straight games for the Sabres (10/30-11/05), becoming the first Buffalo goaltender to make four straight team starts in his first NHL season since Ryan Miller did so from Dec. 31, 2002 to Jan. 10, 2003... Picked up his second straight win the very next night at the NY Islanders on 11/01... Earned his first NHL win by stopping 27 of 28 shots in a 3-1 victory over Philadelphia on 10/30... Became the youngest goaltender to earn a win for the Sabres since Mika Noronen (21 years, 111 days) did so on Oct. 5, 2000 vs. Chicago... Made his NHL debut against New Jersey on 10/24, finishing with 24 saves in a 4-3 loss to the Devils... Received his first-ever NHL recall from the Buffalo Sabres on 10/23... Made 43 saves, including 18 in the first period, at Utica on 10/21... Was stellar in his North American debut, turning aside 38 of the 39 shots he faced en route to his first win as an Amerk in a 2-1 victory over Utica on 10/10... Reassigned to Rochester by the Buffalo Sabres (NHL) on 10/10

CAREER

2014-15: Posted a 10-18-4 record with a 3.12 goals-against average and a .904 save percentage in 35 games with MODO Hockey of the Swedish Hockey League... Made 950 saves to rank sixth among league goaltenders while earning one shutout... Finished eighth in games played and tied for 16th in wins (10)... Collected an assist at Linköping on 1/31 **2013-14:** Awarded the Honken Trophy as the Swedish Goaltender of the Year after compiling a 14-15-4 record in 35 appearances for MODO during his first full season at the elite level... Set career-bests in all goaltending categories, including minutes played (2,043), wins (14), saves (964), shutouts (3), goals-against average (2.08) and save percentage (.931)... Had the best save percentage among all netminders and ranked seventh in goals-against average...

Also finished the campaign fourth in the league in saves, tied for fifth in shutouts and ninth in wins... Recorded his first career point on an assist at AIK on 9/17 **2012-13:** Finished with a record of 3-1-1 along with a 2.07 goals-against average and a .934 save percentage in just six games for MODO at the elite level... Made 156 saves on 167 shots faced... Also appeared in six games for Mora IK of Sweden's second-tier league, earning a 4-2-0 record with one shutout to go along with a 2.10 goals-against average and a .904 save percentage... Spent most of the campaign playing for MODO Hockey's junior team, where he went 18-5-0 and had two shutouts in 23 appearances... Turned aside 575 shots for a 2.04 goals-against average and a .925 save percentage **2011-12:** Made his professional debut with MODO Hockey, going 0-2-0



LINUS **ULLMARK** GOALIE **30**

CAREER

with 64 saves and a 3.24 goals-against average in three Swedish Elite League games **INTERNATIONAL COMPETITION:** Won a bronze medal with Sweden at the 2014 World Championship in Belarus

CAREER STATS

YEAR	TEAM	LEAGUE	REGULAR SEASON							PLAYOFFS								
			GP	MIN	GA	SO	W-L-T	SVS	SV%	AVE	GP	MIN	GA	SO	W-L	SVS	SV%	AVE
2011-12	MODO Hockey	SEL	3	148	8	0	0-2-0	64	.890	3.24	-	-	-	-	-	-	-	-
2012-13	MODO Hockey	SEL	6	320	11	0	3-1-1	156	.934	2.07	-	-	-	-	-	-	-	-
	Mora IK	Swe-1	6	343	12	1	4-2-0	113	.904	2.10	-	-	-	-	-	-	-	-
	MODO Hockey	Swe-Jr.	23	1,352	46	2	18-5-0	575	.925	2.04	-	-	-	-	-	-	-	-
2013-14	MODO Hockey	SHL	35	2,043	71	3	14-15-4	964	.931	2.08	-	-	-	-	-	-	-	-
2014-15	MODO Hockey	SHL	35	1,926	100	1	10-18-4	950	.904	3.12	-	-	-	-	-	-	-	-
2015-16	Buffalo	NHL	20	1,131	49	0	8-10-0	516	.913	2.60	-	-	-	-	-	-	-	-
	Rochester	AHL	28	1,582	90	0	10-16-0	831	.902	3.41	--	--	--	--	--	--	--	--
Amerks/AHL Totals			28	1,582	90	0	10-16-0	831	.902	3.41	--	--	--	--	--	--	--	--
NHL Totals			20	1,131	49	0	8-10-0	516	.913	2.60	-	-	-	-	-	-	-	-
European Totals			85	4,780	202	5	31-38-9	2,247	.918	2.54	-	-	-	-	-	-	-	-
Junior Totals			23	1,352	46	2	18-5-0	575	.925	2.04	-	-	-	-	-	-	-	-
Pro Totals			133	7,493	202	5	49-64-9	3,594	.947	1.62	-	-	-	-	-	-	-	-





AHL Affiliate of
the Buffalo Sabres

2015-16

SEASON IN REVIEW





AWARD WINNERS

Trophy	Winner
Dudley (Red) Garrett Memorial Award (Outstanding Rookie)	Mikko Rantanen, San Antonio; Frank Vatrano, Providence
Les Cunningham Award (Regular Season MVP)	Chris Bourque, Hershey
Aldege "Baz" Bastien Memorial Award (Outstanding Goaltender)	Peter Budaj, Ontario
Eddie Shore Award (Outstanding Defenseman)	T.J. Brennan, Toronto
Willie Marshall Award (Leading Goal Scorer)	Frank Vatrano, Providence
John D. Sollenberger Trophy (Leading Scorer – Regular Season)	Chris Bourque, Hershey
Harry "Hap" Holmes Award (Team Goaltending)	Peter Budaj, Ontario
Yanick Dupre Memorial Award (AHL Man of the Year)	Ryan Carpenter, San Jose
Fred T. Hunt Memorial Award (Sportsmanship, Determination and Dedication to Hockey)	Tom Kostopoulos, Wilkes-Barre/Scranton
Louis A. R. Pieri Memorial Award (Coach of the Year)	Rick Kowalsky, Albany
Jack A. Butterfield Trophy (Playoff MVP)	Oliver Bjorkstrand, Lake Erie
James H. Ellery Awards (Outstanding Media)	Patrick Williams, NHL.com
Thomas Ebright Award (Outstanding Contributions to the AHL)	Jim Schoenfeld, Hartford Wolf Pack
James C. Hendy Award (Outstanding AHL Executive)	Tera Black, Charlotte Checkers
Michael Condon Memorial Award (Outstanding contributions by an on-ice official)	Joe Ross
Ken McKenzie Award (Outstanding Executive – PR & Marketing)	Mike Peck, Rockford
President's Awards	Lake Erie Monsters (team of the year); San Diego Gulls (business excellence); Michael Leighton, Rockford IceHogs (player excellence)

TEAM AWARD

Trophy	Winner
Calder Cup (Playoff Champion)	Lake Erie Monsters
Richard F. Canning Trophy (Eastern Conference Playoff Champion)	Hershey Bears
Robert W. Clarke Trophy (Western Conference Playoff Champion)	Lake Erie Monsters
MacGregor Kilpatrick Trophy (Regular Season Points Champion)	Toronto Marlies
Frank S. Mathers Trophy (Eastern Conference Regular Season Champion)	Toronto Marlies
Norman R. (Bud) Poile Trophy (Western Conference Regular Season Champion)	Ontario Reign
Emile Francis Trophy (Atlantic Division Champion)	Hershey Bears
F.G. (Teddy) Oke Trophy (North Division Champion)	Toronto Marlies
Sam Pollock Trophy (Central Division Champion)	Milwaukee Admirals
John D. Chick Trophy (Pacific Division Champion)	Ontario Reign



SEASON IN REVIEW 2015-16

2015-16 AHL AWARD WINNERS & ALL-STARS



AHL FIRST ALL-STAR TEAM

Pos	Player	Team
G	Peter Budaj	Ontario
D	T.J. Brennan	Toronto
D	Brandon Montour	San Diego
LW	Chris Bourque	Hershey
C	Frank Vatrano	Providence
RW	Seth Griffith	Providence

AHL SECOND ALL-STAR TEAM

Pos	Player	Team
G	Matt Murray	Wilkes-Barre/Scranton
D	Will O'Neill	Wilkes-Barre/Scranton
D	Robbie Russo	Grand Rapids
LW	Mikko Rantanen	San Antonio
C	Dustin Jeffrey	Springfield/Wilkes-Barre/Scranton
RW	Mike Sislo	Albany

AHL ROOKIE ALL-STAR TEAM

Pos	Player	Team
G	Juuse Saros	Milwaukee
D	Brandon Montour	San Diego
D	Robbie Russo	Grand Rapids
F	Austin Czarnik	Providence
F	Mikko Rantanen	San Antonio
F	Frank Vatrano	Providence



SEASON IN REVIEW 2015-16

AHL REGULAR SEASON DIVISION STANDINGS



EASTERN CONFERENCE ATLANTIC DIVISION

ATLANTIC	GP	W	L	OTL	SOL	PTS	PCT	GF	GA	PIM	Home	Road	S/O
1. y Hershey	76	43	21	5	7	98	0.645	259	220	1083	24-7-2-5	19-14-3-2	6-7
2. x Providence	76	41	22	9	4	95	0.625	238	198	967	23-7-4-4	18-15-5-0	2-4
3. x W-B/Scranton	76	43	27	4	2	92	0.605	230	203	1170	20-15-2-1	23-12-2-1	1-2
4. x Portland	76	41	27	6	2	90	0.592	215	207	973	22-15-0-1	19-12-6-1	1-2
5. x Bridgeport	76	40	29	4	3	87	0.572	209	220	1412	22-14-0-2	18-15-4-1	3-3
6. Hartford	76	41	32	3	0	85	0.559	202	199	754	20-16-2-0	21-16-1-0	7-0
7. Lehigh Valley	76	34	35	4	3	75	0.493	215	222	1012	14-21-1-2	20-14-3-1	5-3
8. Springfield	76	26	42	3	5	60	0.395	194	265	1050	16-20-1-1	10-22-2-4	2-5

EASTERN CONFERENCE NORTH DIVISION

NORTH	GP	W	L	OTL	SOL	PTS	PCT	GF	GA	PIM	Home	Road	S/O
1. y Toronto	76	54	16	5	1	114	0.750	294	191	936	27-9-2-0	27-7-3-1	4-1
2. x Albany	76	46	20	8	2	102	0.671	212	167	1232	27-7-3-1	19-13-5-1	2-2
3. x Utica	76	38	26	8	4	88	0.579	224	217	1051	18-11-5-4	20-15-3-0	1-4
4. Syracuse	76	32	29	11	4	79	0.520	213	240	1319	18-15-2-3	14-14-9-1	2-4
5. St. John's	76	32	33	8	3	75	0.493	208	239	1203	18-13-6-1	14-20-2-2	2-3
6. Rochester	76	34	38	3	1	72	0.474	199	249	971	19-16-2-1	15-22-1-0	3-1
7. Binghamton	76	31	38	6	1	69	0.454	204	241	1371	18-15-4-1	13-23-2-0	2-1

WESTERN CONFERENCE CENTRAL DIVISION

CENTRAL	GP	W	L	OTL	SOL	PTS	PCT	GF	GA	PIM	Home	Road	S/O
1. y Milwaukee	76	48	23	3	2	101	0.664	224	193	1045	26-11-0-1	22-12-3-1	7-2
2. x Lake Erie	76	43	22	6	5	97	0.638	211	188	1162	25-8-1-4	18-14-5-1	2-5
3. x Rockford	76	40	22	10	4	94	0.618	214	205	1292	23-9-3-3	17-13-7-1	2-4
4. x Grand Rapids	76	44	30	1	1	90	0.592	238	195	1096	25-12-1-0	19-18-0-1	1-1
5. Charlotte	76	36	32	3	5	80	0.526	214	229	1078	17-17-2-2	19-15-1-3	6-5
6. Chicago	76	33	35	5	3	74	0.487	194	228	1230	20-16-1-1	13-19-4-2	4-3
7. Manitoba	76	26	41	4	5	61	0.401	180	250	1077	16-17-2-3	10-24-2-2	0-5
8. Iowa	76	24	41	5	6	59	0.388	169	225	933	11-21-3-3	13-20-2-3	3-6

WESTERN CONFERENCE PACIFIC DIVISION

PACIFIC	GP	W	L	OTL	SOL	PTS	PCT	GF	GA	PIM	Home	Road	S/O
1. y Ontario	68	44	19	4	1	93	0.684	192	138	1103	22-8-3-1	22-11-1-0	0-1
2. x San Diego	68	39	23	4	2	84	0.618	208	200	1239	20-10-3-1	19-13-1-1	4-2
3. x Texas	76	40	25	8	3	91	0.599	277	246	878	21-11-6-0	19-14-2-3	3-3
4. x San Jose	68	31	26	8	3	73	0.537	198	193	852	18-13-2-1	13-13-6-2	3-3
5. Bakersfield	68	31	28	7	2	71	0.522	212	222	953	17-13-3-1	14-15-4-1	1-2
6. Stockton	68	32	32	2	2	68	0.500	194	224	1055	22-11-1-0	10-21-1-2	4-2
7. San Antonio	76	33	35	8	0	74	0.487	213	240	1136	15-20-3-0	18-15-5-0	3-0

y = clinched division title
x = clinched playoff spot





SEASON IN REVIEW 2015-16

AHL REGULAR SEASON CONFERENCE STANDINGS



EASTERN CONFERENCE

TEAM	GP	W	L	OTL	SOL	PTS	PCT	GF	GA	PIM	Home	Road	S/O
1. y Toronto	76	54	16	5	1	114	0.750	294	191	936	27-9-2-0	27-7-3-1	4-1
2. x Albany	76	46	20	8	2	102	0.671	212	167	1232	27-7-3-1	19-13-5-1	2-2
3. y Hershey	76	43	21	5	7	98	0.645	259	220	1083	24-7-2-5	19-14-3-2	6-7
4. x Providence	76	41	22	9	4	95	0.625	238	198	967	23-7-4-4	18-15-5-0	2-4
5. x Wilkes-Barre/Scranton	76	43	27	4	2	92	0.605	230	203	1170	20-15-2-1	23-12-2-1	1-2
6. x Portland	76	41	27	6	2	90	0.592	215	207	973	22-15-0-1	19-12-6-1	1-2
7. x Utica	76	38	26	8	4	88	0.579	224	217	1051	18-11-5-4	20-15-3-0	1-4
8. x Bridgeport	76	40	29	4	3	87	0.572	209	220	1412	22-14-0-2	18-15-4-1	3-3
9. Hartford	76	41	32	3	0	85	0.559	202	199	754	20-16-2-0	21-16-1-0	7-0
10. Syracuse	76	32	29	11	4	79	0.520	213	240	1319	18-15-2-3	14-14-9-1	2-4
11. St. John's	76	32	33	8	3	75	0.493	208	239	1203	18-13-6-1	14-20-2-2	2-3
12. Lehigh Valley	76	34	35	4	3	75	0.493	215	222	1012	14-21-1-2	20-14-3-1	5-3
13. Rochester	76	34	38	3	1	72	0.474	199	249	971	19-16-2-1	15-22-1-0	3-1
14. Binghamton	76	31	38	6	1	69	0.454	204	241	1371	18-15-4-1	13-23-2-0	2-1
15. Springfield	76	26	42	3	5	60	0.395	194	265	1050	16-20-1-1	10-22-2-4	2-5

WESTERN CONFERENCE

TEAM	GP	W	L	OTL	SOL	PTS	PCT	GF	GA	PIM	Home	Road	S/O
1. y Ontario	68	44	19	4	1	93	0.684	192	138	1103	22-8-3-1	22-11-1-0	0-1
2. y Milwaukee	76	48	23	3	2	101	0.664	224	193	1045	26-11-0-1	22-12-3-1	7-2
3. x Lake Erie	76	43	22	6	5	97	0.638	211	188	1162	25-8-1-4	18-14-5-1	2-5
4. x Rockford	76	40	22	10	4	94	0.618	214	205	1292	23-9-3-3	17-13-7-1	2-4
5. x San Diego	68	39	23	4	2	84	0.618	208	200	1239	20-10-3-1	19-13-1-1	4-2
6. x Texas	76	40	25	8	3	91	0.599	277	246	878	21-11-6-0	19-14-2-3	3-3
7. x Grand Rapids	76	44	30	1	1	90	0.592	238	195	1096	25-12-1-0	19-18-0-1	1-1
8. x San Jose	68	31	26	8	3	73	0.537	198	193	852	18-13-2-1	13-13-6-2	3-3
9. Charlotte	76	36	32	3	5	80	0.526	214	229	1078	17-17-2-2	19-15-1-3	6-5
10. Bakersfield	68	31	28	7	2	71	0.522	212	222	953	17-13-3-1	14-15-4-1	1-2
11. Stockton	68	32	32	2	2	68	0.500	194	224	1055	22-11-1-0	10-21-1-2	4-2
12. San Antonio	76	33	35	8	0	74	0.487	213	240	1136	15-20-3-0	18-15-5-0	3-0
13. Chicago	76	33	35	5	3	74	0.487	194	228	1230	20-16-1-1	13-19-4-2	4-3
14. Manitoba	76	26	41	4	5	61	0.401	180	250	1077	16-17-2-3	10-24-2-2	0-5
15. Iowa	76	24	41	5	6	59	0.388	169	225	933	11-21-3-3	13-20-2-3	3-6

y = clinched division title
x = clinched playoff spot





SEASON IN REVIEW 2015-16

REGULAR SEASON ATTENDANCE



2015-16 AHL ATTENDANCE

TEAM	ARENA CAPACITY	GAMES	TOTAL ATT.	% CAPACITY	AVERAGE
Hershey	10,500	38	372,008	93.2%	9,790
Lake Erie	10,025	38	326,654	85.7%	8,596
Grand Rapids	10,834	38	324,629	78.9%	8,543
Providence	10,500	38	319,601	80.1%	8,411
Lehigh Valley	8,420	38	313,286	97.9%	8,244
Chicago	16,692	38	302,580	47.7%	7,963
San Diego	12,920	34	294,962	67.1%	8,675
Ontario	9,365	34	291,366	91.5%	8,570
Manitoba	15,294	38	276,845	47.6%	7,285
Toronto	9,343	38	242,940	68.4%	6,393
Milwaukee	17,845	38	234,404	34.6%	6,169
San Antonio	6,374	38	233,212	96.3%	6,137
Rochester	10,662	38	230,550	53.2%	6,067
Iowa	7,475	38	222,135	78.2%	5,846
Charlotte	9,605	38	218,494	59.9%	5,750
St. John's	6,287	38	217,228	90.9%	5,717
W-B/Scranton	8,050	38	214,885	70.2%	5,655
Syracuse	6,099	38	205,583	88.7%	5,410
Texas	6,863	38	192,562	73.8%	5,067
Rockford	5,767	38	190,525	86.9%	5,014
Bakersfield	8,751	34	176,613	59.4%	5,195
Hartford	9,801	38	168,728	45.3%	4,440
Stockton	9,763	34	158,011	47.6%	4,647
San Jose	8,000	34	150,679	55.4%	4,432
Bridgeport	8,412	38	149,727	46.8%	3,940
Utica	3,860	38	146,680	100.0%	3,860
Binghamton	5,090	38	144,852	74.9%	3,812
Albany	6,982	38	127,889	48.2%	3,366
Portland	6,157	38	127,806	54.6%	3,363
Springfield	6,784	38	118,092	45.8%	3,108



SEASON IN REVIEW 2015-16

AHL REGULAR SEASON SCORING LEADERS



POINTS

#	Players	Team	GP	G	A	PTS
1	Chris Bourque	HER	72	30	50	80
2	Seth Griffith	PRO	57	24	53	77
3	T.J. Brennan	TOR	69	25	43	68
4	Alexander Khokhlachev	PRO	60	23	45	68
5	Dustin Jeffrey	WBS	64	20	44	64
6	Andy Miele	GR	75	18	44	62
7	Austin Czarnik*	PRO	68	20	41	61
8	Bud Holloway	STJ	70	19	42	61
9	Mikko Rantanen*	SA	52	24	36	60
10	Mark Arcobello	TOR	49	25	34	59
11	Brendan Ranford	TEX	76	19	40	59
12	Kenny Agostino	STK	65	23	34	57
13	Chris Mueller	SD	63	20	37	57
14	Brandon Montour*	SD	68	12	45	57
15	Eric Tangradi	GR	72	28	28	56
16	Carter Rowney	WBS	74	24	32	56
17	Cole Schneider	RCH	73	21	35	56
18	Colin Smith	TOR	77	20	36	56
	<i>several tied at</i>					55

GOALS

#	Players	Team	GP	G
1	Frank Vatrano*	PRO	36	36
2	Chris Bourque	HER	72	30
3	Jeff Tambellini	SYR	65	29
4	Eric Tangradi	GR	72	28
5	Charles Hudon	STJ	67	28

ASSISTS

#	Players	Team	GP	A
1	Seth Griffith	PRO	57	53
2	Chris Bourque	HER	72	50
3	Alexander Khokhlachev	PRO	60	45
4	Brandon Montour*	SD	68	45
	<i>several tied at</i>			44

POWER-PLAY GOALS

#	Players	Team	PPG
1	Mike Sisko	ALB	14
2	Frank Vatrano*	PRO	12
3	Greg Rallo	TEX	12
4	Matthew Ford	BAK	12
	<i>several tied at</i>		11

POWER-PLAY ASSISTS

#	Players	Team	PPA
1	Seth Griffith	PRO	24
2	Brandon Montour*	SD	24
3	T.J. Hensick	UTI	23
4	Dustin Jeffrey	WBS	21
5	Austin Czarnik*	PRO	21

POWER-PLAY POINTS

#	Players	Team	PP PTS
1	Alexander Khokhlachev	PRO	31
2	Brandon Montour*	SD	30
3	Chris Bourque	HER	29
4	Seth Griffith	PRO	27
5	Austin Czarnik*	PRO	27

GAME-WINNING GOALS

#	Players	Team	GWG
1	Sean Backman	ONT	8
2	Pontus Åberg	MIL	8
3	Scott Wilson	WBS	7
4	Michael Chaput	LE	7
	<i>several tied at</i>		6

SHOOTOUT GOALS

#	Players	Team	SOG
1	Nicklas Jensen	HFD	5
2	Kevin Fiala	MIL	5
	<i>several tied at</i>		4

SO-WINNING GOALS

#	Players	Team	SOGW
1	Kevin Fiala	MIL	4
	<i>several tied at</i>		2

SHOTS

#	Players	Team	SHOTS
1	Sean Backman	ONT	250
2	Cole Schneider	RCH	217
3	Taylor Leier	LV	214
4	Michael Mersch	ONT	211
5	Nicklas Jensen	HFD	209

PENALTY MINUTES

#	Players	Team	GP	PIM
1	Stu Bickel	SD	59	210
2	Mike Liambas	RFD	44	188
3	Zack Stortini	BNG	66	182
4	Luke Witkowski	SYR	70	166
	<i>several tied at</i>			164

MAJOR PENALTIES

#	Players	Team	MAJORS
1	Mike Liambas	RFD	20
2	Kyle Hagel	CHA	18
3	Stu Bickel	SD	16
4	Darren Kramer	MB	16
5	Mike Cornell	CHA	16



SEASON IN REVIEW 2015-16

AHL REGULAR SEASON SCORING LEADERS



MINOR PENALTIES

#	Players	Team	MINORS
1	Ryan Hartman	RFD	42
2	Jimmy Oligny	MIL	40
3	Steve Oleksy	WBS	39
4	Luke Witkowski	SYR	38
5	Mark Fraser	BNG	38

SHORTHANDED GOALS

#	Players	Team	SHG
1	Wade Megan	POR	7
2	Rob Klinkhammer	BAK	4
3	Zach Hyman*	TOR	4
	several tied at		3

SHORTHANDED ASSISTS

#	Players	Team	SHA
1	Carter Bancks	UTI	6
2	Travis Ehrhardt	UTI	5
	several tied at		3

SHORTHANDED POINTS

#	Players	Team	SH PTS
1	Wade Megan	POR	8
2	Travis Ehrhardt	UTI	7
3	Carter Bancks	UTI	7
4	Curtis McKenzie	TEX	6
	several tied at		5

PLUS-MINUS

#	Players	Team	+/-
1	Robbie Russo*	GR	40
2	Andrew Campbell	TOR	39
3	T.J. Brennan	TOR	34
4	Justin Holl*	TOR	32
5	Rinat Valiev*	TOR	32

SHOOTOUT PERCENTAGE

#	Players	Team	SOG	SO ATT	SO PCT
1	Marek Hrivik	HFD	2	2	100.0
2	Drew Shore	STK	2	2	100.0
3	Nikita Soshnikov*	TOR	2	2	100.0
4	Nicklas Jensen	HFD	5	6	83.3
5	Jeremy Langlois	SJ	3	4	75.0

Shootout % - Minimum of 2 attempts.

SHOOTING PERCENTAGE

#	Players	Team	GOALS	SHOTS	PCT
1	Devin Shore*	TEX	15	54	27.8
2	Joseph Blandisi*	ALB	9	35	25.7
3	Ben Smith	TOR	12	49	24.5
4	Radek Faksa	TEX	15	62	24.2
5	Logan Shaw	POR	11	49	22.4

Shooting % - Minimum of 35 shots.

* - rookie





SEASON IN REVIEW 2015-16

AHL REGULAR SEASON GOALTENDING LEADERS



GOALS-AGAINST AVERAGE

#	GOALTENDER	TEAM	GP	MINS	W	L	OT	EN	SO	GA	GAA	SOGP	SOW	SOL	SOGA	SOA	SO%	SA	SVS	SV%
1	Peter Budaj	ONT	60	3574:33	42	14	4	8	9	104	1.75	1	0	1	2	3	.333	1535	1431	.932
2	Matt Murray	WBS	31	1827:16	20	9	1	7	4	64	2.10	1	1	0	0	2	1.000	932	868	.931
3	Yann Danis	ALB	47	2681:16	28	12	5	2	8	99	2.22	1	1	0	0	2	1.000	1081	982	.908
4	Juuse Saros*	MIL	38	2247:53	29	8	0	5	4	84	2.24	4	4	0	0	13	1.000	1052	968	.920
5	Dan Ellis	HER	43	2440:28	25	12	5	3	4	97	2.38	4	2	2	6	25	.760	1051	954	.908
6	Magnus Hellberg	HFD	53	3097:56	30	20	3	7	3	124	2.40	4	4	0	2	12	.833	1507	1383	.918
7	Anton Forsberg	LE	41	2302:13	23	10	5	4	2	92	2.40	2	1	1	2	6	.667	1064	972	.914
8	Aaron Dell	SJ	40	2281:03	17	16	6	5	4	92	2.42	3	2	1	1	13	.923	1186	1094	.922
9	Tom McCollum	GR	30	1686:03	15	13	0	4	1	68	2.42	0	0	0	0	0	.000	886	818	.923
10	Jared Coreau	GR	47	2741:36	29	15	2	5	6	111	2.43	3	2	1	1	6	.833	1425	1314	.922
11	Michael Leighton	RFD	46	2584:41	28	8	8	5	5	105	2.44	4	1	3	6	12	.500	1274	1169	.918
12	Mike McKenna	POR	57	3255:47	33	17	5	7	3	133	2.45	3	1	2	3	14	.786	1688	1555	.921
13	Marek Mazanec	MIL	39	2349:12	19	15	5	6	4	96	2.45	5	3	2	3	15	.800	1097	1001	.912
14	Anton Khudobin	SD	31	1807:00	19	8	3	5	0	74	2.46	2	1	1	1	5	.800	934	860	.921
15	Malcolm Subban	PRO	27	1635:17	14	8	5	4	1	67	2.46	3	1	2	3	9	.667	757	690	.911
16	Connor Hellebuyck	MB	30	1734:31	13	15	1	7	4	72	2.49	0	0	0	0	0	.000	922	850	.922
17	Joe Cannata	UTI	40	2381:01	20	13	6	7	2	100	2.52	2	1	1	2	5	.600	1094	994	.909
18	John Muse	CHA	37	1902:26	18	9	4	4	0	80	2.52	5	2	3	7	29	.759	897	817	.911
19	Jeremy Smith	PRO	43	2455:23	18	19	4	4	1	103	2.52	3	1	2	4	9	.556	1301	1198	.921
20	Anthony Stolarz	LV	47	2726:24	21	18	7	2	0	118	2.60	6	3	3	5	15	.667	1405	1287	.916

WINS

#	Goaltender	Team	WINS
1	Peter Budaj	ONT	42
2	Mike McKenna	POR	33
3	Magnus Hellberg	HFD	30
4	Juuse Saros*	MIL	29
5	Jared Coreau	GR	29

SAVES

#	Goaltender	Team	SAVES
1	Mike McKenna	POR	1555
2	Peter Budaj	ONT	1431
3	Magnus Hellberg	HFD	1383
4	Eric Comrie*	MB	1323
5	Jared Coreau	GR	1314

MINUTES

#	Goaltender	Team	MIN
1	Peter Budaj	ONT	3574:33
2	Mike McKenna	POR	3255:47
3	Magnus Hellberg	HFD	3097:56
4	Jared Coreau	GR	2741:36
5	Anthony Stolarz	LV	2726:24

SHOOTOUT WINS

#	Goaltender	Team	SOW
1	Magnus Hellberg	HFD	4
2	Juuse Saros*	MIL	4
	several tied at		3

LOSSES

#	Goaltender	Team	LOSSES
1	Eric Comrie*	MB	25
2	Leland Irving	IA	22
3	Magnus Hellberg	HFD	20
4	Matt O'Connor*	BNG	20
	several tied at		19

SHOOTOUT SAVE PERCENTAGE

#	Goaltender	Team	Saves	Attempts	SV%
1	Juuse Saros*	MIL	13	13	1.000
2	Drew MacIntyre	RFD	8	8	1.000
3	Antoine Bibeau	TOR	6	6	1.000
4	Garret Sparks	TOR	6	6	1.000
5	Connor Knapp	LV	5	5	1.000

Shootout % - Minimum of 5 attempts.

SHUTOUTS

#	Goaltender	Team	SHUTOUTS
1	Peter Budaj	ONT	9
2	Yann Danis	ALB	8
3	Jared Coreau	GR	6
4	Tristan Jarry*	WBS	5
5	Michael Leighton	RFD	5

SAVE PERCENTAGE

#	Goaltender	Team	GA	Saves	SV%
1	Peter Budaj	ONT	104	1431	.932
2	Matt Murray	WBS	64	868	.931
3	Tom McCollum	GR	68	818	.923
	several tied at				.922





SHOOTOUT LOSSES

#	Goaltender	Team	SOL
1	Eric Comrie*	MB	5
2	Justin Peters	HER	5
3	Leland Irving	IA	4
	several tied at		3

* - rookie



SEASON IN REVIEW 2015-16

AHL REGULAR SEASON ROOKIE LEADERS



POINTS

#	Player	Team	GP	G	A	PTS
1	Austin Czarnik*	PRO	68	20	41	61
2	Mikko Rantanen*	SA	52	24	36	60
3	Brandon Montour*	SD	68	12	45	57
4	Frank Vatrano*	PRO	36	36	19	55
5	Riley Barber*	HER	74	26	29	55
6	Matt Lorito*	ALB	71	18	36	54
7	Jason Dickinson*	TEX	73	22	31	53
8	Travis Boyd*	HER	76	21	32	53
9	Vinnie Hinostroza*	RFD	66	18	33	51
10	Dominik Simon*	WBS	68	25	23	48
11	Max Gortz*	MIL	72	18	29	47
12	Justin Bailey*	RCH	70	20	25	45
13	Nikolay Goldobin*	SJ	60	21	23	44
14	Matthew Peca*	SYR	65	8	35	43
15	Anthony DeAngelo*	SYR	69	6	37	43
16	Esa Lindell*	TEX	73	14	28	42
17	Grayson Downing*	IA	56	19	21	40
18	Chase De Leo*	MB	73	19	21	40
19	Tanner Kero*	RFD	60	20	19	39
20	Robbie Russo*	GR	71	5	34	39

GOALS

#	Player	Team	GP	G
1	Frank Vatrano*	PRO	36	36
2	Riley Barber*	HER	74	26
3	Dominik Simon*	WBS	68	25
4	Mikko Rantanen*	SA	52	24
<i>several tied at 22</i>				

ASSISTS

#	Player	Team	GP	A
1	Brandon Montour*	SD	68	45
2	Austin Czarnik*	PRO	68	41
3	Anthony DeAngelo*	SYR	69	37
4	Mikko Rantanen*	SA	52	36
5	Matt Lorito*	ALB	71	36

POWER-PLAY GOALS

#	Player	Team	PPG
1	Frank Vatrano*	PRO	12
2	Max Gortz*	MIL	11
3	Chase De Leo*	MB	9
4	Vladislav Kamenev*	MIL	8
<i>several tied at 7</i>			

POWER-PLAY ASSISTS

#	Player	Team	PPA
1	Brandon Montour*	SD	24
2	Austin Czarnik*	PRO	21
3	Anthony DeAngelo*	SYR	19
4	Matt Lorito*	ALB	19
<i>several tied at 14</i>			

POWER-PLAY POINTS

#	Player	Team	PP PTS
1	Brandon Montour*	SD	30
2	Austin Czarnik*	PRO	27
3	Matt Lorito*	ALB	24
4	Max Gortz*	MIL	22
<i>several tied at 20</i>			

GAME-WINNING GOALS

#	Player	Team	GWG
1	Max Gortz*	MIL	6
<i>several tied at 4</i>			

SHOOTOUT GOALS

#	Player	Team	SOG
1	Christian Djoos*	HER	4
2	Adam Tambellini*	HFD	4
3	Riley Barber*	HER	3
4	Sonny Milano*	LE	3
<i>several tied at 2</i>			

SHOOTOUT-WINNING GOALS

#	Player	Team	SO GWG
1	Nikita Soshnikov*	TOR	2
2	Christian Djoos*	HER	2
<i>several tied at 1</i>			

SHOTS

#	Player	Team	SHOTS
1	Chase De Leo*	MB	191
2	Frank Vatrano*	PRO	187
3	Christoph Bertschy*	IA	187
4	Justin Bailey*	RCH	186
5	Jonny Brodzinski*	ONT	173

PENALTY MINUTES

#	Player	Team	GP	PIM
1	Jacob Doty*	CHI	53	163
2	Oleg Yevenko*	LE	54	152
3	Tyler Bertuzzi*	GR	71	133
4	Alex Gallant*	SJ	27	122
5	Kurtis MacDermid*	ONT	56	121

MAJOR PENALTIES

#	Player	Team	MAJORS
1	Jacob Doty*	CHI	15
2	Alex Gallant*	SJ	14
3	Oleg Yevenko*	LE	12
4	Chris DeSousa*	RFD	10
5	Austin Carroll*	STK	10





SEASON IN REVIEW 2015-16

AHL REGULAR SEASON ROOKIE LEADERS



MINOR PENALTIES

#	Player	Team	MINORS
1	Samuel Morin*	LV	34
2	Oleg Yevenko*	LE	31
3	Madison Bowey*	HER	29
4	Kurtis MacDermid*	ONT	28
5	Esa Lindell*	TEX	28

SHORTHANDED GOALS

#	Player	Team	SHG
1	Zach Hyman*	TOR	4
2	Austin Czarnik*	PRO	3
3	Jason Dickinson*	TEX	3
			<i>several tied at</i>
			2

SHORTHANDED ASSISTS

#	Player	Team	SHA
1	Blake Pietila*	ALB	3
2	Rinat Valiev*	TOR	3
			<i>several tied at</i>
			2

SHORTHANDED POINTS

#	Player	Team	SH PTS
1	Zach Hyman*	TOR	5
2	Rinat Valiev*	TOR	4
3	Austin Czarnik*	PRO	4
4	Jason Dickinson*	TEX	4
			<i>several tied at</i>
			3

* - rookie

PLUS-MINUS

#	Player	Team	+/-
1	Robbie Russo*	GR	40
2	Justin Holl*	TOR	32
3	Rinat Valiev*	TOR	32
4	Zach Hyman*	TOR	31
5	Nikita Soshnikov*	TOR	26

SHOOTING PERCENTAGE

#	Player	Team	GOALS	SHOTS	PCT
1	Devin Shore*	TEX	15	54	27.8
2	Joseph Blandisi*	ALB	9	35	25.7
3	Frank Vatrano*	PRO	36	187	19.3
4	Dominik Simon*	WBS	25	134	18.7
5	Travis Boyd*	HER	21	116	18.1

Shooting % - Minimum of 35 shots.

SHOOTOUT PERCENTAGE

#	Player	Team	SOG	SO ATT	SO PCT
1	Nikita Soshnikov*	TOR	2	2	100.0
2	Christian Djoos*	HER	4	6	66.7
3	Adam Tambellini*	HFD	4	6	66.7
			<i>several tied at</i>		50.0

Shootout % - Minimum of 2 attempts.





SEASON IN REVIEW 2015-16

AHL REGULAR SEASON DEFENSEMEN LEADERS



POINTS

#	Player	Team	GP	G	A	PTS
1	T.J. Brennan	TOR	69	25	43	68
2	Brandon Montour*	SD	68	12	45	57
3	Will O'Neill	WBS	74	8	42	50
4	Maxim Noreau	SA	64	12	33	45
5	Ville Pokka	RFD	76	10	35	45
6	Julius Honka	TEX	73	11	33	44
7	Anthony DeAngelo*	SYR	69	6	37	43
8	Morgan Ellis	STJ	73	16	26	42
9	Esa Lindell*	TEX	73	14	28	42
10	Alex Grant	SPR	69	11	31	42
11	Trevor Carrick	CHA	70	9	33	42
12	Brad Hunt	BAK	57	13	28	41
13	Matt Taormina	SYR	61	13	28	41
14	Brenden Kichton	MB	68	11	30	41
15	Taylor Aronson	MIL	64	4	36	40
16	Robbie Russo*	GR	71	5	34	39
17	Shea Theodore*	SD	50	9	28	37
18	Cameron Gaunce	POR	75	2	35	37
	<i>several tied at</i>					36

GOALS

#	Player	Team	GP	G
1	T.J. Brennan	TOR	69	25
2	Morgan Ellis	STJ	73	16
3	Esa Lindell*	TEX	73	14
4	Brad Hunt	BAK	57	13
5	Matt Taormina	SYR	61	13

ASSISTS

#	Player	Team	GP	A
1	Brandon Montour*	SD	68	45
2	T.J. Brennan	TOR	69	43
3	Will O'Neill	WBS	74	42
4	Anthony DeAngelo*	SYR	69	37
5	Taylor Aronson	MIL	64	36

POWER-PLAY GOALS

#	Player	Team	PPG
1	T.J. Brennan	TOR	9
2	Brad Hunt	BAK	8
3	Maxim Noreau	SA	8
4	Alex Grant	SPR	7
5	Ryan Sproul	GR	7

POWER-PLAY ASSISTS

#	Player	Team	PPA
1	Brandon Montour*	SD	24
2	Marc-Andre Gragnani	ALB	19
3	Brenden Kichton	MB	19
4	Anthony DeAngelo*	SYR	19
5	Ville Pokka	RFD	19

POWER-PLAY POINTS

#	Player	Team	PP PTS
1	Brandon Montour*	SD	30
2	Alex Grant	SPR	24
3	Ville Pokka	RFD	24
	<i>several tied at</i>		22

GAME-WINNING GOALS

#	Player	Team	GWG
1	Vincent LoVerde	ONT	4
	<i>several tied at</i>		3

SHOOTOUT GOALS

#	Player	Team	SOG
1	Christian Djoos*	HER	4
2	Connor Carrick	TOR	3
3	Alex Grant	SPR	2
	<i>several tied at</i>		1

SHOOTOUT WINNING GOALS

#	Player	Team	SO GWG
1	Connor Carrick	TOR	2
2	Christian Djoos*	HER	2
	<i>several tied at</i>		1

SHOTS

#	Player	Team	SHOTS
1	Ville Pokka	RFD	185
2	Alex Grant	SPR	180
3	Maxim Noreau	SA	176
4	Ryan Sproul	GR	173
5	Morgan Ellis	STJ	172

PENALTY MINUTES

#	Player	Team	GP	PIM
1	Stu Bickel	SD	59	210
2	Luke Witkowski	SYR	70	166
3	Matt Carkner	BRI	41	164
4	Oleg Yevenko*	LE	54	152
5	Sena Acolatse	POR	62	138

MAJOR PENALTIES

#	Player	Team	MAJORS
1	Stu Bickel	SD	16
2	Mike Cornell	CHA	16
3	Oleg Yevenko*	LE	12
4	Sena Acolatse	POR	10
5	Mark Fraser	BNG	10



SEASON IN REVIEW 2015-16

AHL REGULAR SEASON DEFENSEMEN LEADERS



MINOR PENALTIES

#	Player	Team	MINORS
1	Jimmy Oligny	MIL	40
2	Steve Oleksy	WBS	39
3	Luke Witkowski	SYR	38
4	Mark Fraser	BNG	38
5	Andrey Pedan	UTI	36

SHORTHANDED GOALS

#	Player	Team	SHG
1	Adam Pelech	BRI	2
2	Andrey Pedan	UTI	2
3	Travis Ehrhardt	UTI	2
	several tied at		1

SHORTHANDED ASSISTS

#	Player	Team	SHA
1	Travis Ehrhardt	UTI	5
2	Aaron Johnson	STK	3
3	Rinat Valiev*	TOR	3
	several tied at		2

SHORTHANDED POINTS

#	Player	Team	SH PTS
1	Travis Ehrhardt	UTI	7
2	Rinat Valiev*	TOR	4
3	Aaron Johnson	STK	3
4	Matt Carkner	BRI	3
5	Andrey Pedan	UTI	3

* - rookie

PLUS-MINUS

#	Player	Team	+/-
1	Robbie Russo*	GR	40
2	Andrew Campbell	TOR	39
3	T.J. Brennan	TOR	34
4	Justin Holl*	TOR	32
5	Rinat Valiev*	TOR	32

SHOOTING PERCENTAGE

#	Player	Team	G	SHOTS	PCT
1	Adam Comrie	LV	9	52	17.3
2	T.J. Brennan	TOR	25	169	14.8
3	Vincent LoVerde	ONT	11	82	13.4
4	Joe Finley	IA	5	41	12.2
5	Matt Finn	BRI	6	54	11.1

Shooting % - Minimum of 35 shots.

SHOOTOUT PERCENTAGE

#	Player	Team	SOG	SO ATT	SO PCT
1	Christian Djoos*	HER	4	6	66.7
2	Alex Grant	SPR	2	3	66.7
3	Connor Carrick	TOR	3	6	50.0
4	Jesse Graham	BRI	1	2	50.0
5	Jordan Schmaltz*	CHI	1	3	33.3

Shootout % - Minimum of 2 attempts.





SEASON IN REVIEW 2015-16

AHL REGULAR SEASON SPECIAL TEAMS



OVERALL POWER PLAY RECORD

RANK	TEAM	GP	ADV	PPGF	PCT
1	PRO	76	274	62	22.6
2	MIL	76	311	66	21.2
3	SD	68	265	55	20.8
4	TEX	76	328	68	20.7
5	SYR	76	304	59	19.4
6	CHA	76	317	60	18.9
7	WBS	76	318	59	18.6
8	ALB	76	300	55	18.3
9	BNG	76	258	46	17.8
10	TOR	76	328	57	17.4
11	BAK	68	281	48	17.1
12	MB	76	293	50	17.1
13	STJ	76	288	49	17.0
14	SA	76	285	48	16.8
15	STK	68	305	51	16.7
16	LV	76	311	52	16.7
17	LE	76	282	47	16.7
18	HER	76	333	55	16.5
19	RCH	76	291	48	16.5
20	ONT	68	263	42	16.0
21	CHI	76	302	48	15.9
22	GR	76	311	49	15.8
23	UTI	76	342	53	15.5
24	IA	76	259	40	15.4
25	SJ	68	272	42	15.4
26	RFD	76	308	45	14.6
27	SPR	76	330	48	14.5
28	POR	76	289	42	14.5
29	HFD	76	264	32	12.1
30	BRI	76	306	37	12.1

OVERALL PENALTY KILLING RECORD

RANK	TEAM	GP	ADV	PPGF	PCT
1	ONT	68	293	33	88.7
2	PRO	76	277	35	87.4
3	ALB	76	288	37	87.2
4	UTI	76	314	44	86.0
5	LE	76	315	45	85.7
6	POR	76	279	40	85.7
7	STJ	76	310	45	85.5
8	MIL	76	278	42	84.9
9	BRI	76	357	54	84.9
10	LV	76	308	49	84.1
11	SD	68	295	47	84.1
12	TOR	76	288	46	84.0
13	GR	76	300	49	83.7
14	HFD	76	251	41	83.7
15	CHA	76	308	51	83.4
16	WBS	76	317	53	83.3
17	HER	76	325	56	82.8
18	RFD	76	326	57	82.5
19	SJ	68	250	44	82.4
20	BNG	76	340	62	81.8
21	TEX	76	310	59	81.0
22	RCH	76	277	53	80.9
23	BAK	68	256	49	80.9
24	SYR	76	299	58	80.6
25	SA	76	328	64	80.5
26	STK	68	263	52	80.2
27	MB	76	305	61	80.0
28	IA	76	247	50	79.8
29	CHI	76	314	64	79.6
30	SPR	76	300	73	75.7





SEASON IN REVIEW 2015-16

CALDER CUP PLAYOFF STANDINGS



PLAYOFF STANDINGS

WESTERN CONFERENCE	GP	W	L	PTS	PCT	GF	GA	PIM	HOME	ROAD
1. Lake Erie	17	15	2	30	0.882	59	38	165	7-1-0-0	8-1-0-0
2. Ontario	13	7	6	14	0.538	30	30	126	4-3-0-0	3-3-0-0
3. Grand Rapids	9	5	4	10	0.556	29	21	107	2-2-0-0	3-2-0-0
4. San Diego	9	4	5	8	0.444	27	22	108	2-2-0-0	2-3-0-0
5. Texas	4	1	3	2	0.250	9	16	46	1-1-0-0	0-2-0-0
6. San Jose	4	1	3	2	0.250	6	11	46	1-1-0-0	0-2-0-0
7. Rockford	3	0	3	0	0.000	6	15	34	0-2-0-0	0-1-0-0
8. Milwaukee	3	0	3	0	0.000	3	9	28	0-2-0-0	0-1-0-0

EASTERN CONFERENCE	GP	W	L	PTS	PCT	GF	GA	PIM	HOME	ROAD
1. Hershey	21	11	10	22	0.524	53	54	325	7-4-0-0	4-6-0-0
2. Toronto	15	8	7	16	0.533	50	40	188	4-4-0-0	4-3-0-0
3. W-B/Scranton	10	6	4	12	0.600	31	27	207	4-1-0-0	2-3-0-0
4. Albany	11	6	5	12	0.545	33	33	164	3-2-0-0	3-3-0-0
5. Portland	5	2	3	4	0.400	10	12	50	1-1-0-0	1-2-0-0
6. Utica	4	1	3	2	0.250	8	15	48	1-1-0-0	0-2-0-0
7. Providence	3	0	3	0	0.000	9	12	38	0-1-0-0	0-2-0-0
8. Bridgeport	3	0	3	0	0.000	5	13	28	0-2-0-0	0-1-0-0

OVERALL STANDINGS	GP	W	L	PTS	PCT	GF	GA	PIM	HOME	ROAD
1. Lake Erie	17	15	2	30	0.882	59	38	165	7-1-0-0	8-1-0-0
2. Hershey	21	11	10	22	0.524	53	54	325	7-4-0-0	4-6-0-0
3. Toronto	15	8	7	16	0.533	50	40	188	4-4-0-0	4-3-0-0
4. Ontario	13	7	6	14	0.538	30	30	126	4-3-0-0	3-3-0-0
5. W-B/Scranton	10	6	4	12	0.600	31	27	207	4-1-0-0	2-3-0-0
6. Albany	11	6	5	12	0.545	33	33	164	3-2-0-0	3-3-0-0
7. Grand Rapids	9	5	4	10	0.556	29	21	107	2-2-0-0	3-2-0-0
8. San Diego	9	4	5	8	0.444	27	22	108	2-2-0-0	2-3-0-0
9. Portland	5	2	3	4	0.400	10	12	50	1-1-0-0	1-2-0-0
10. Texas	4	1	3	2	0.250	9	16	46	1-1-0-0	0-2-0-0
11. Utica	4	1	3	2	0.250	8	15	48	1-1-0-0	0-2-0-0
12. San Jose	4	1	3	2	0.250	6	11	46	1-1-0-0	0-2-0-0
13. Providence	3	0	3	0	0.000	9	12	38	0-1-0-0	0-2-0-0
14. Rockford	3	0	3	0	0.000	6	15	34	0-2-0-0	0-1-0-0
15. Bridgeport	3	0	3	0	0.000	5	13	28	0-2-0-0	0-1-0-0
16. Milwaukee	3	0	3	0	0.000	3	9	28	0-2-0-0	0-1-0-0



SEASON IN REVIEW 2015-16

PLAYOFF ATTENDANCE REPORT



ATTENDANCE

TEAM	ARENA CAPACITY	GAMES	TOTAL ATT.	% CAPACITY	AVERAGE
Lake Erie	10,025	8	88,360	110.2%	11,045
Hershey	10,500	11	84,922	73.5%	7,720
Toronto	7,907	8	61,622	97.4%	7,703
Ontario	9,365	7	43,049	65.7%	6,150
San Diego	12,920	4	30,779	59.6%	7,695
Grand Rapids	10,834	4	26,700	61.6%	6,675
Wilkes-Barre/Scranton	8,050	5	20,655	51.3%	4,131
Albany	6,982	5	19,466	55.8%	3,893
Texas	6,863	2	9,470	69.0%	4,735
San Jose	8,000	2	9,631	60.2%	4,816
Portland	6,157	2	9,016	73.2%	4,508
Utica	3,860	2	7,720	100.0%	3,860
Milwaukee	17,845	2	7,059	19.8%	3,530
Bridgeport	8,412	2	6,575	39.1%	3,288
Providence	10,500	1	6,201	59.1%	6,201
Rockford	5,767	2	5,212	45.2%	2,606





SEASON IN REVIEW 2015-16

PLAYOFF SCORING LEADERS

POINTS

#	Players	Team	GP	G	A	PTS
1	Connor Carrick	TOR	15	7	11	18
2	Carter Camper	HER	21	6	11	17
3	Oliver Bjorkstrand*	LE	17	10	6	16
4	Lukas Sedlak	LE	17	9	7	16
5	Jakub Vrana*	HER	21	8	6	14
6	Jake Guentzel*	WBS	10	5	9	14
7	Zach Werenski*	LE	17	5	9	14
8	Ryan Craig	LE	17	3	10	13
9	Josh Anderson	LE	15	7	5	12
10	Daniel Zaar	LE	17	7	5	12
11	Tom Kostopoulos	WBS	10	5	7	12
12	Carter Rowney	WBS	10	4	8	12
13	Josh Leivo	TOR	15	4	8	12
14	Chris Bourque	HER	21	4	8	12
15	Alex Broadhurst	LE	17	3	9	12
16	Aaron Ness	HER	21	0	12	12
	several tied at					11

GOALS

#	Players	Team	GP	G
1	Oliver Bjorkstrand*	LE	17	10
2	Lukas Sedlak	LE	17	9
3	Jakub Vrana*	HER	21	8
	several tied at			7

ASSISTS

#	Players	Team	GP	A
1	Aaron Ness	HER	21	12
2	Connor Carrick	TOR	15	11
3	Carter Camper	HER	21	11
4	Ryan Craig	LE	17	10
	several tied at			9

POWER-PLAY GOALS

#	Players	Team	PPG
1	T.J. Brennan	TOR	4
2	Connor Carrick	TOR	3
3	Oliver Bjorkstrand*	LE	3
4	Zach Sill	HER	3
	several tied at		2

POWER-PLAY ASSISTS

#	Players	Team	PPA
1	Carter Camper	HER	7
2	Mark Arcobello	TOR	6
3	Ryan Craig	LE	5
	several tied at		4

POWER-PLAY POINTS

#	Players	Team	PP PTS
1	Carter Camper	HER	8
2	Mark Arcobello	TOR	7
3	T.J. Brennan	TOR	7
4	Connor Carrick	TOR	7
5	Alex Broadhurst	LE	6

GAME-WINNING GOALS

#	Players	Team	GWG
1	Oliver Bjorkstrand*	LE	6
2	Justin Auger	ONT	3
	several tied at		2

SHOTS

#	Players	Team	SHOTS
1	Chris Bourque	HER	69
2	Oliver Bjorkstrand*	LE	53
3	Michael Mersch	ONT	52
4	T.J. Brennan	TOR	52
5	Josh Leivo	TOR	49

PENALTY MINUTES

#	Players	Team	GP	PIM
1	Liam O'Brien	HER	20	65
2	Tom Sestito	WBS	7	52
3	Steve Oleksy	WBS	9	38
4	Madison Bowey*	HER	21	35
5	Richard Clune	TOR	15	34

MAJOR PENALTIES

#	Players	Team	MAJORS
1	Liam O'Brien	HER	3
	several tied at		2

MINOR PENALTIES

#	Players	Team	MINORS
1	Steve Oleksy	WBS	14
2	Josh Anderson	LE	12
3	Ryan Stanton	HER	11
	several tied at		10

SHORTHANDED GOALS

#	Players	Team	SHG
1	Connor Brown	TOR	2
2	Zach Sill	HER	2
	several tied at		1

SHORTHANDED ASSISTS

#	Players	Team	SHA
1	Damon Severson	ALB	2
	several tied at		1

SHORTHANDED POINTS

#	Players	Team	SH PTS
1	Noel Acciari*	PRO	2
2	Reid Boucher	ALB	2
3	Damon Severson	ALB	2
4	Connor Brown	TOR	2
5	Zach Sill	HER	2





SEASON IN REVIEW 2015-16

PLAYOFF SCORING LEADERS



PLUS-MINUS

#	Players	Team	+/-
1	Lukas Sedlak	LE	16
2	Markus Hannikainen*	LE	12
3	Steve Eminger	LE	10
4	Dustin Gazley	HER	10
5	Oliver Bjorkstrand*	LE	9

SHOOTING PERCENTAGE

#	Players	Team	GOALS	SHOTS	PCT
1	Joseph Cramarossa	SD	3	6	50.0
2	Kalle Kossila*	SD	2	4	50.0
3	Shane Harper	POR	2	5	40.0
4	Tyler Motte*	RFD	2	5	40.0
5	Tyler Bertuzzi*	GR	7	20	35.0

Shooting % - Minimum of 4 shots.

* - rookie



SEASON IN REVIEW 2015-16

PLAYOFF GOALTENDING LEADERS



GOALS-AGAINST AVERAGE

#	GOALTENDER	TEAM	GP	MINS	W	L	OTL	SOL	EN	SO	GA	GAA	SOGP	SOW	SOL	SOGA	SOA	SO%	SA	SVS	SV%
1	Anton Forsberg	LE	10	583:58	9	0	0	0	0	2	13	1.34	0	0	0	0	0	.000	255	242	.949
2	Jared Coreau	GR	3	158:46	2	1	0	0	0	0	5	1.89	0	0	0	0	0	.000	99	94	.949
3	Justin Peters	HER	20	1242:20	11	9	0	0	2	2	44	2.13	0	0	0	0	0	.000	567	523	.922
4	Mike McKenna	POR	5	338:20	2	3	0	0	0	0	12	2.13	0	0	0	0	0	.000	146	134	.918
5	Peter Budaj	ONT	13	799:38	7	6	0	0	1	0	29	2.18	0	0	0	0	0	.000	301	272	.904
6	Tristan Jarry*	WBS	3	107:01	1	0	0	0	0	0	4	2.24	0	0	0	0	0	.000	41	37	.902
7	Anton Khudobin	SD	4	185:28	2	1	0	0	0	0	7	2.26	0	0	0	0	0	.000	106	99	.934
8	Matt Hackett	SD	6	369:33	2	4	0	0	1	1	14	2.27	0	0	0	0	0	.000	187	173	.925
9	Garret Sparks	TOR	5	235:01	2	2	0	0	0	1	9	2.30	0	0	0	0	0	.000	106	97	.915
10	Tom McCollum	GR	7	401:22	3	3	0	0	0	0	16	2.39	0	0	0	0	0	.000	197	181	.919
11	Casey DeSmith*	WBS	9	541:03	5	4	0	0	1	1	22	2.44	0	0	0	0	0	.000	270	248	.919
12	Juuse Saros	MIL	2	116:51	0	2	0	0	0	0	5	2.57	0	0	0	0	0	.000	46	41	.891
13	Aaron Dell	SJ	4	231:17	1	3	0	0	1	0	10	2.59	0	0	0	0	0	.000	146	136	.932
14	Jeremy Smith	PRO	3	180:14	0	3	0	0	0	0	8	2.66	0	0	0	0	0	.000	84	76	.905
15	Scott Wedgewood	ALB	11	662:02	6	5	0	0	1	0	30	2.72	0	0	0	0	0	.000	292	262	.897
16	Antoine Bibeau	TOR	12	681:36	6	5	0	0	0	1	31	2.73	0	0	0	0	0	.000	309	278	.900
17	Maxime Lagace*	TEX	2	87:45	0	1	0	0	1	0	4	2.74	0	0	0	0	0	.000	35	31	.886
18	Joonas Korpi	LE	9	506:43	6	2	0	0	0	0	25	2.96	0	0	0	0	0	.000	245	220	.898
19	Joe Cannata	UTI	3	141:04	1	1	0	0	0	0	7	2.98	0	0	0	0	0	.000	68	61	.897
20	Stephon Williams*	BRI	2	119:42	0	2	0	0	1	0	6	3.01	0	0	0	0	0	.000	75	69	.920

WINS

#	Players	Team	WINS
1	Justin Peters	HER	11
2	Anton Forsberg	LE	9
3	Peter Budaj	ONT	7
	several tied at		6

LOSSES

#	Players	Team	LOSSES
1	Justin Peters	HER	9
2	Peter Budaj	ONT	6
3	Antoine Bibeau	TOR	5
4	Scott Wedgewood	ALB	5
	several tied at		4

MINUTES

#	Players	Team	MIN
1	Justin Peters	HER	1242:20
2	Peter Budaj	ONT	799:38
3	Antoine Bibeau	TOR	681:36
4	Scott Wedgewood	ALB	662:02
5	Anton Forsberg	LE	583:58

SHUTOUTS

#	Players	Team	SHUTOUTS
1	Anton Forsberg	LE	2
2	Justin Peters	HER	2
	several tied at		1

SAVES

#	Players	Team	SAVES
1	Justin Peters	HER	523
2	Antoine Bibeau	TOR	278
3	Peter Budaj	ONT	272
4	Scott Wedgewood	ALB	262
5	Casey DeSmith*	WBS	248

SAVE PERCENTAGE

#	Players	Team	GA	SAVES	SV%
1	Jared Coreau	GR	5	94	.949
2	Anton Forsberg	LE	13	242	.949
3	Anton Khudobin	SD	7	99	.934
4	Aaron Dell	SJ	10	136	.932
5	Matt Hackett	SD	14	173	.925

* - rookie





SEASON IN REVIEW 2015-16

PLAYOFF ROOKIE LEADERS

POINTS

#	Players	Team	GP	G	A	PTS
1	Oliver Bjorkstrand*	LE	17	10	6	16
2	Jakub Vrana*	HER	21	8	6	14
3	Jake Guentzel*	WBS	10	5	9	14
4	Zach Werenski*	LE	17	5	9	14
5	Markus Hannikainen*	LE	16	3	7	10
6	Travis Boyd*	HER	21	2	7	9
7	Christian Djoos*	HER	21	2	7	9
8	Tyler Bertuzzi*	GR	9	7	1	8
9	Sonny Milano*	LE	17	4	4	8
10	Kasper Kapanen*	TOR	14	3	5	8
11	Daniel Sprong*	WBS	10	5	2	7
12	Nick Lappin*	ALB	11	5	2	7
13	Nikita Soshnikov*	TOR	11	5	2	7
14	Matt Lorito*	ALB	11	3	4	7
15	Joel Lowry*	ONT	12	4	2	6
16	Blake Pietila*	ALB	8	3	3	6
17	Zach Hyman*	TOR	15	3	3	6
18	Madison Bowey*	HER	21	0	6	6
	<i>several tied at</i>					5

GOALS

#	Players	Team	GP	G
1	Oliver Bjorkstrand*	LE	17	10
2	Jakub Vrana*	HER	21	8
3	Tyler Bertuzzi*	GR	9	7
	<i>several tied at</i>			5

ASSISTS

#	Players	Team	GP	A
1	Jake Guentzel*	WBS	10	9
2	Zach Werenski*	LE	17	9
3	Markus Hannikainen*	LE	16	7
4	Travis Boyd*	HER	21	7
5	Christian Djoos*	HER	21	7

POWER-PLAY GOALS

#	Players	Team	PPG
1	Oliver Bjorkstrand*	LE	3
2	Daniel Sprong*	WBS	2
3	Jakub Vrana*	HER	2
	<i>several tied at</i>		1

POWER-PLAY ASSISTS

#	Players	Team	PPA
1	Brandon Montour*	SD	3
2	Jake Guentzel*	WBS	3
3	Oliver Bjorkstrand*	LE	2
4	Zach Werenski*	LE	2
	<i>several tied at</i>		1

POWER-PLAY POINTS

#	Players	Team	PP PTS
1	Oliver Bjorkstrand*	LE	5
2	Jake Guentzel*	WBS	4
3	Brandon Montour*	SD	3
4	Zach Werenski*	LE	3
5	Jakub Vrana*	HER	3

GAME-WINNING GOALS

#	Players	Team	GWG
1	Oliver Bjorkstrand*	LE	6
2	Tyler Bertuzzi*	GR	2
3	Daniel Sprong*	WBS	2
4	Zach Werenski*	LE	2
5	Travis Boyd*	HER	2

SHOTS

#	Players	Team	SHOTS
1	Oliver Bjorkstrand*	LE	53
2	Jakub Vrana*	HER	45
3	Nick Lappin*	ALB	40
4	Zach Werenski*	LE	39
5	Zach Hyman*	TOR	31

PENALTY MINUTES

#	Players	Team	GP	PIM
1	Madison Bowey*	HER	21	35
2	Riley Barber*	HER	17	24
3	Zach Hyman*	TOR	15	23
4	Tyler Lewington*	HER	21	19
5	Joseph Blandisi*	ALB	11	14

MAJOR PENALTIES

#	Players	Team	MAJORS
	<i>several tied at</i>		1

MINOR PENALTIES

#	Players	Team	MINORS
1	Madison Bowey*	HER	10
2	Riley Barber*	HER	7
3	Tyler Lewington*	HER	7
4	Joseph Blandisi*	ALB	7
5	Kurtis MacDermid*	ONT	6





SHORTHANDED GOALS

#	Players	Team	SHG
1	Noel Acciari*	PRO	1
2	Colby Cave*	PRO	1
3	Blake Pietila*	ALB	1
4	Nick Lappin*	ALB	1
	several tied at		0

PLUS-MINUS

#	Players	Team	+/-
1	Markus Hannikainen*	LE	12
2	Oliver Bjorkstrand*	LE	9
3	Zach Werenski*	LE	8
4	Jakub Vrana*	HER	8
	several tied at		7

SHORTHANDED ASSISTS

#	Players	Team	SHA
1	Noel Acciari*	PRO	1
2	Esa Lindell*	TEX	1
3	Pavel Zacha*	ALB	1
	several tied at		0

SHOOTING PERCENTAGE

#	Players	Team	GOALS	SHOTS	PCT
1	Kalle Kossila*	SD	2	4	50.0
2	Tyler Motte*	RFD	2	5	40.0
3	Tyler Bertuzzi*	GR	7	20	35.0
4	Esa Lindell*	TEX	2	6	33.3
	several tied at				28.6

Shooting % - Minimum of 4 shots.

SHORTHANDED POINTS

#	Players	Team	SH PTS
1	Noel Acciari*	PRO	2
	several tied at		1

* - rookie





SEASON IN REVIEW 2015-16

PLAYOFF DEFENSEMEN LEADERS

POINTS

#	Players	Team	GP	G	A	PTS
1	Connor Carrick	TOR	15	7	11	18
2	Zach Werenski*	LE	17	5	9	14
3	Aaron Ness	HER	21	0	12	12
4	T.J. Brennan	TOR	15	5	4	9
5	Ryan Sproul	GR	9	2	7	9
6	Christian Djoos*	HER	21	2	7	9
7	Steve Eminger	LE	13	1	7	8
8	Damon Severson	ALB	11	0	8	8
9	Kevin Gravel	ONT	12	1	6	7
10	Tim Erixon	WBS	10	2	4	6
11	Madison Bowey*	HER	21	0	6	6
12	Tyler Lewington*	HER	21	4	1	5
13	Ryan Stanton	HER	21	3	2	5
14	Shea Theodore*	SD	7	2	3	5
15	Robbie Russo*	GR	9	1	4	5
16	Dean Kukan	LE	17	1	4	5
17	Brandon Montour*	SD	9	0	5	5
18	Barry Goers	WBS	10	0	5	5
19	Jaime Sifers	LE	14	0	5	5
	<i>several tied at</i>					4

GOALS

#	Players	Team	GP	G
1	Connor Carrick	TOR	15	7
2	Zach Werenski*	LE	17	5
3	T.J. Brennan	TOR	15	5
4	Tyler Lewington*	HER	21	4
5	Ryan Stanton	HER	21	3

ASSISTS

#	Players	Team	GP	A
1	Aaron Ness	HER	21	12
2	Connor Carrick	TOR	15	11
3	Zach Werenski*	LE	17	9
4	Damon Severson	ALB	11	8
	<i>several tied at</i>			7

POWER-PLAY GOALS

#	Players	Team	PPG
1	T.J. Brennan	TOR	4
2	Connor Carrick	TOR	3
	<i>several tied at</i>		1

POWER-PLAY ASSISTS

#	Players	Team	PPA
1	Connor Carrick	TOR	4
	<i>several tied at</i>		3

POWER-PLAY POINTS

#	Players	Team	PP PTS
1	T.J. Brennan	TOR	7
2	Connor Carrick	TOR	7
3	Dean Kukan	LE	4
	<i>several tied at</i>		3

GAME-WINNING GOALS

#	Players	Team	GWG
1	T.J. Brennan	TOR	2
2	Zach Werenski*	LE	2
	<i>several tied at</i>		1

SHOTS

#	Players	Team	SHOTS
1	T.J. Brennan	TOR	52
2	Connor Carrick	TOR	41
3	Zach Werenski*	LE	39
4	Aaron Ness	HER	32
5	Ryan Sproul	GR	30

PENALTY MINUTES

#	Players	Team	GP	PIM
1	Steve Oleksy	WBS	9	38
2	Madison Bowey*	HER	21	35
3	Ryan Stanton	HER	21	32
4	Dan Kelly	ALB	8	21
5	Tyler Lewington*	HER	21	19

MAJOR PENALTIES

#	Players	Team	MAJORS
1	Steve Oleksy	WBS	2
2	Will O'Neill	WBS	2
	<i>several tied at</i>		1

MINOR PENALTIES

#	Players	Team	MINORS
1	Steve Oleksy	WBS	14
2	Ryan Stanton	HER	11
3	Madison Bowey*	HER	10
4	Erik Burgdoerfer	HER	9
	<i>several tied at</i>		7





SEASON IN REVIEW 2015-16

PLAYOFF DEFENSEMEN LEADERS



SHORTHANDED GOALS

#	Players	Team	SHG
1	Brian Lashoff	GR	1
2	Jeff Schultz	ONT	1
	<i>several tied at</i>		0

SHORTHANDED ASSISTS

#	Players	Team	SHA
1	Damon Severson	ALB	2
2	Esa Lindell*	TEX	1
3	Ryan Stanton	HER	1
	<i>several tied at</i>		0

SHORTHANDED POINTS

#	Players	Team	SH PTS
1	Damon Severson	ALB	2
2	Esa Lindell*	TEX	1
3	Brian Lashoff	GR	1
4	Jeff Schultz	ONT	1
5	Ryan Stanton	HER	1

PLUS-MINUS

#	Players	Team	+/-
1	Steve Eminger	LE	10
2	Connor Carrick	TOR	8
3	Zach Werenski*	LE	8
4	Michael Paliotta*	LE	7
5	Barry Goers	WBS	6

SHOOTING PERCENTAGE

#	Players	Team	GOALS	SHOTS	PCT
1	Esa Lindell*	TEX	2	6	33.3
2	Tyler Lewington*	HER	4	14	28.6
3	Jordan Subban*	UTI	2	8	25.0
4	Chris Breen	PRO	1	5	20.0
5	Brian Lashoff	GR	2	11	18.2

Shooting % - Minimum of 4 shots.

* - rookie





OVERALL POWER PLAY RECORD

RANK	TEAM	GP	ADV	PPGF	PCT
1	BRI	3	12	3	25.0
2	LE	17	62	15	24.2
3	TOR	15	63	13	20.6
4	RFD	3	10	2	20.0
5	SD	9	40	7	17.5
6	WBS	10	46	8	17.4
7	GR	9	43	7	16.3
8	ALB	11	41	6	14.6
9	HER	21	79	10	12.7
10	MIL	3	17	2	11.8
11	ONT	13	38	4	10.5
12	PRO	3	10	1	10.0
13	TEX	4	21	2	9.5
14	POR	5	24	1	4.2
15	SJ	4	9	0	0.0
16	UTI	4	14	0	0.0

OVERALL PENALTY KILLING RECORD

RANK	TEAM	GP	ADV	PPGF	PCT
1	ONT	13	48	4	91.7
2	SJ	4	11	1	90.9
3	POR	5	20	2	90.0
4	SD	9	37	4	89.2
5	WBS	10	45	5	88.9
6	ALB	11	50	7	86.0
7	TOR	15	53	8	84.9
8	LE	17	59	9	84.7
9	MIL	3	13	2	84.6
10	HER	21	83	13	84.3
11	GR	9	41	7	82.9
12	PRO	3	11	2	81.8
13	UTI	4	16	4	75.0
14	TEX	4	20	5	75.0
15	BRI	3	11	3	72.7
16	RFD	3	11	5	54.5





SEASON IN REVIEW 2015-16

AMERKS FINAL STATISTICS



2015-16 FINAL STATISTICS

No.	PLAYER	POS	GP	G	A	PTS	+/-	PIM	PP	PPA	SHG	SHA	GW	FG	IG	OT	UA	EN	SOG	SOA	SGW	SO%	SH	SH%
10	Cole Schneider (tot)	RW	73	21	35	56	-20	53	7	18	3	1	3	6	0	0	3	0	0	1	0	0.0	217	9.7
	BNG	RW	54	17	25	42	-8	32	5	13	3	1	3	3	0	0	3	0	0	1	0	0.0	153	11.1
	RCH	RW	19	4	10	14	-12	21	2	5	0	0	0	3	0	0	0	0	0	0	0	0.0	64	6.3
12	Eric O'Dell (total)	C	67	25	23	48	-16	49	10	7	0	0	2	5	2	0	0	0	0	0	0	0.0	137	18.2
	BNG	C	50	18	19	37	-13	41	10	5	0	0	2	2	2	0	0	0	0	0	0	0.0	100	18.0
	RCH	C	17	7	4	11	-3	8	0	2	0	0	0	3	0	0	0	0	0	0	0	0.0	37	18.9
95	Justin Bailey*	RW	70	20	25	45	-7	16	4	6	0	0	3	2	1	0	5	0	1	1	1	100.0	186	10.8
22	Phil Varone	C	44	13	19	32	-23	20	4	12	1	0	2	1	0	1	0	0	1	3	1	33.3	89	14.6
65	Matt Donovan	D	73	8	23	31	-23	61	5	12	0	0	0	2	0	0	0	0	0	0	0	0.0	119	6.7
28	William Carrier	LW	56	13	17	30	14	48	0	2	0	0	2	1	0	0	1	0	0	0	0	0.0	123	10.6
15	Evan Rodrigues*	C	72	9	21	30	-15	39	2	6	0	0	1	1	0	0	2	0	0	0	0	0.0	160	5.6
20	Jason Akeson	RW	52	8	22	30	-17	18	3	5	0	0	2	0	0	2	1	0	3	4	1	75.0	136	5.9
16	Cal O'Reilly	C	47	6	23	29	-20	6	3	9	0	1	1	3	0	1	0	0	1	2	0	50.0	81	7.4
13	Nick Baptiste*	RW	62	13	15	28	-3	30	1	4	0	0	1	2	1	0	1	2	0	0	0	0.0	92	14.1
11	Tim Schaller	C	37	12	14	26	-8	48	3	2	0	0	1	3	1	0	0	0	0	0	0	0.0	81	14.8
5	Chad Ruhwedel	D	59	10	16	26	-19	26	5	7	0	0	2	1	4	0	1	1	0	0	0	0.0	144	6.9
43	Dan Catenacci	C	50	12	12	24	-20	39	4	1	0	0	4	2	0	0	0	1	0	0	0	0.0	92	13.0
19	Jerry D'Amigo	LW	59	12	12	24	-8	42	1	0	0	0	2	1	2	0	0	2	0	0	0	0.0	93	12.9
39	Jean Dupuy*	LW	74	8	13	21	8	63	0	0	0	0	3	0	0	1	4	0	0	0	0	0.0	80	10.0
47	Colby Robak	D	73	5	15	20	-17	50	2	7	0	0	0	1	1	0	0	1	0	0	0	0.0	95	5.3
34	Jerome Leduc	D	54	7	9	16	-20	28	5	2	0	0	1	2	0	0	0	0	0	0	0	0.0	91	7.7
25	Bobby Sanguinetti	D	40	7	8	15	-5	22	2	4	0	0	3	1	0	1	0	0	0	0	0	0.0	73	9.6
37	Matt Ellis	LW	58	6	6	12	-12	6	1	1	0	0	0	1	1	0	1	1	0	0	0	0.0	95	6.3
57	Brady Austin	D	72	2	9	11	-2	37	0	0	0	0	0	0	0	0	0	0	0	0	0	0.0	106	1.9
26	Alex Guptill (total)	LW	23	3	6	9	1	32	0	1	0	0	0	0	1	0	0	1	0	0	0	0.0	46	6.5
	BNG	LW	3	0	1	1	-2	4	0	0	0	0	0	0	0	0	0	0	0	0	0	0.0	6	0.0
	RCH	LW	20	3	5	8	3	28	0	1	0	0	0	0	1	0	0	1	0	0	0	0.0	40	7.5
4	Michael Sdao (tot)	D	29	0	6	6	-4	53	0	0	0	0	0	0	0	0	0	0	0	0	0	0.0	30	0.0
	BNG	D	17	0	2	2	4	23	0	0	0	0	0	0	0	0	0	0	0	0	0	0.0	14	0.0
	RCH	D	12	0	4	4	-8	30	0	0	0	0	0	0	0	0	0	0	0	0	0	0.0	16	0.0
3	Joey Mormina (tot)	D	50	0	6	6	-2	60	0	0	0	0	0	0	0	0	0	0	0	0	0	0.0	48	0.0
	SYR	D	30	0	3	3	-1	24	0	0	0	0	0	0	0	0	0	0	0	0	0	0.0	23	0.0
	RCH	D	20	0	3	3	-1	36	0	0	0	0	0	0	0	0	0	0	0	0	0	0.0	25	0.0
18	Jack Nevins	LW	59	4	0	4	-16	101	0	0	0	0	1	1	1	0	0	0	0	0	0	0.0	40	10.0
45	Brendan Guhle*	D	6	1	3	4	0	0	0	1	0	0	0	0	0	0	0	0	0	0	0	0.0	11	9.1
36	Patrick Kaleta	RW	26	1	2	3	-3	33	0	0	0	0	1	0	0	0	0	0	0	0	0	0.0	16	6.3
27	Spiro Goulakos	D	10	1	1	2	2	4	0	0	0	0	0	0	1	0	1	0	0	0	0	0.0	5	20.0
49	Matt Prapavessis*	D	25	1	1	2	-1	12	0	0	0	0	0	1	0	0	0	0	0	0	0	0.0	16	6.3
52	Collin Bowman	D	12	0	2	2	0	8	0	0	0	0	0	0	0	0	0	0	0	0	0	0.0	19	0.0
23	Stu Wilson*	C	3	1	0	1	-1	0	0	0	0	0	1	1	0	0	0	0	0	0	0	0.0	3	33.3
29	Giorgio Estephan*	C	6	1	0	1	-1	0	1	0	0	0	0	0	1	0	0	0	0	0	0	0.0	17	5.9
24	Allan McPherson	C	16	1	0	1	-6	10	0	0	0	0	0	0	1	0	0	0	0	0	0	0.0	15	6.7
3	Mark Pysyk	D	3	0	1	1	0	2	0	1	0	0	0	0	0	0	0	0	0	0	0	0.0	1	0.0
20	Eric Cornel*	RW	6	0	1	1	-2	2	0	0	0	0	0	0	0	0	0	0	0	0	0	0.0	7	0.0
8	Matt Garbowsky*	C	16	0	1	1	-2	0	0	0	0	0	0	0	0	0	0	0	0	0	0	0.0	10	0.0
31	Nathan Lieuwen	G	28	0	1	1	0	2	0	0	0	0	0	0	0	0	0	0	0	0	0	0.0	0	0.0
14	Justin Kea	C	32	0	1	1	-5	53	0	0	0	0	0	0	0	0	0	0	0	0	0	0.0	13	0.0
2	Josh Chapman*	D	1	0	0	0	1	4	0	0	0	0	0	0	0	0	0	0	0	0	0	0.0	0	0.0
29	Jake McCabe	D	1	0	0	0	0	0	0	0	0	0	0	0	0	0	0	0	0	0	0	0.0	0	0.0
17	Colin Jacobs	C	2	0	0	0	-1	0	0	0	0	0	0	0	0	0	0	0	0	0	0	0.0	1	0.0
7	Cason Hohmann	RW	3	0	0	0	-2	0	0	0	0	0	0	0	0	0	0	0	0	0	0	0.0	3	0.0
40	Robin Lehner	G	3	0	0	0	0	0	0	0	0	0	0	0	0	0	0	0	0	0	0	0.0	0	0.0
1	Andrey Makarov	G	22	0	0	0	0	2	0	0	0	0	0	0	0	0	0	0	0	0	0	0.0	0	0.0
30	Linus Ullmark*	G	28	0	0	0	0	0	0	0	0	0	0	0	0	0	0	0	0	0	0	0.0	0	0.0
	BENCH		76	3				16														0.0	3	
	TOTALS		76	199	319	515	-255	971	48	90	1	1	31	33	16	6	17	9	6	10	3	60.0	2298	.085



SEASON IN REVIEW 2015-16

AMERKS FINAL STATISTICS



2015-16 FINAL STATISTICS

No.	GOALIE	GP	MINS	W	L	OT	SO	EN	GA	GAA	SOGP	SOW	SOL	SOGA	SOA	SO%	SA	SVS	SV%
1	Andrey Makarov	22	1210:38	9	9	2	1	3	57	2.82	3	2	1	2	7	0.714	676	619	0.916
31	Nathan Lieuwen	28	1589:40	14	11	2	2	3	77	2.91	1	1	0	1	2	0.500	842	765	0.909
40	Robin Lehner	3	178:33	1	2	0	0	0	10	3.36	0	0	0	0	0	0.000	89	79	0.888
30	Linus Ullmark*	28	1581:41	10	16	0	0	8	90	3.41	0	0	0	0	0	0.000	921	831	0.902
	EMPTY NET		35:21						14								14		
	TOTALS	76	4595:53	34	38	4	3	14	248	3.24	4	3	1	3	9	0.667	2542	2294	0.902

* - Rookie



SEASON IN REVIEW 2015-16

GAME-BY-GAME RESULTS



2015-16 GAME-BY-GAME RESULTS

ATTENDANCE

GM	DAY	DATE	OPPONENT	SCORE	RESULT	RECORD	GOALIES	GWG	PP	PK	SHOTS	HOME	ROAD
1	Fri	10/9	LAKE ERIE	6-3	W	1-0-0-0	LIEUWEN/Forsberg	CATENACCI	1-4	2-4	24-38	6,620	
2	Sat	10/10	UTICA	2-1	W	2-0-0-0	ULLMARK/Cannata	NEVINS	0-4	3-3	22-39	4,508	
3	Fri	10/16	at St. John's	2-5	L	2-1-0-0	Ullmark/FUCALE	Thomas	0-5	4-4	33-34		6,296
4	Sat	10/17	at St. John's	2-6	L	2-2-0-0	Makarov/TOKARSKI	Thomas	0-5	3-5	31-36		5,675
5	Wed	10/21	at Utica	2-4	L	2-3-0-0	Ullmark/CANNATA	Shinkaruk	1-4	3-5	14-47		3,860
6	Fri	10/23	TORONTO	2-8	L	2-4-0-0	Lieuwen-Makarov/BIBEAU	Holl	0-3	2-2	23-34	5,213	
7	Sun	10/25	SYRACUSE	4-3	SOW	3-4-0-0	MAKAROV/Wilcox	VARONE-SOG	2-6	5-5	41-33	4,279	
8	Fri	10/30	at Springfield	1-6	L	3-5-0-0	Makarov/DOMINGUE	Dauphin	0-5	3-4	24-37		1,903
9	Sat	10/31	at Portland	4-3	W	4-5-0-0	LIEUWEN/McKenna	VARONE	1-3	3-3	27-40		1,679
10	Sun	11/1	at Hartford	3-2	W	5-5-0-0	LIEUWEN/Malcolm	SANGUINETTI	0-4	2-4	25-24		2,472
11	Fri	11/6	BINGHAMTON	3-1	W	6-5-0-0	LIEUWEN/Driedger	DUPUY	1-3	3-3	28-28	8,568	
12	Fri	11/13	at Lehigh Valley	1-7	L	6-6-0-0	Lieuwen/STOLARZ	Martel	1-4	3-5	34-35		8,011
13	Sat	11/14	at WBS	1-3	L	6-7-0-0	Makarov/JARRY	Warsofsky	0-1	5-6	16-42		5,102
14	Sun	11/15	at Hershey	1-3	L	6-8-0-0	Lieuwen/ELLIS	Mitchell	0-7	3-3	26-31		9,825
15	Wed	11/18	TORONTO	0-1	OTL	6-8-1-0	Makarov/SPARKS	Leipsic-OTG	0-4	4-5	23-38	2,802	
16	Fri	11/20	BRIDGEPORT	3-2	OTW	7-8-1-0	MAKAROV/Gibson	SANGUINETTI-OTG	0-4	8-8	22-25	6,712	
17	Sat	11/21	at Toronto	1-5	L	7-9-1-0	Makarov/SPARKS	Nylander	0-4	4-5	32-36		6,759
18	Wed	11/25	SYRACUSE	4-3	OTW	8-9-1-0	LIEUWEN/Wilcox	DUPUY-OTG	1-3	3-3	29-33	4,095	
19	Fri	11/27	ST. JOHN'S	4-3	SOW	9-9-1-0	MAKAROV/Fucale	AKESON-SOG	1-6	4-5	35-32	6,103	
20	Sat	11/28	at Binghamton	6-5	W	10-9-1-0	MAKAROV/Greenham-O'Connor	D'AMIGO	1-2	1-2	23-34		3,822
21	Fri	12/4	TORONTO	0-4	L	10-10-1-0	Lieuwen/BERNIER	Nylander	0-3	2-4	22-38	6,043	
22	Sat	12/5	at Albany	1-2	L	10-11-1-0	Makarov/DANIS	Sislo	0-4	0-2	24-30		3,522
23	Wed	12/9	UTICA	3-4	SOL	10-11-1-1	Makarov/CANNATA	Vey-SOG	2-8	4-5	34-41	5,297	
24	Fri	12/11	at St. John's	3-1	W	11-11-1-1	LIEUWEN/Fucale	D'AMIGO	1-5	6-6	28-39		5,841
25	Sat	12/12	at St. John's	3-2	OTW	12-11-1-1	LIEUWEN/Pasquale	AKESON-OTG	0-4	5-5	35-28		6,179
26	Wed	12/16	at Utica	2-5	L	12-12-1-1	Lieuwen/BACHMAN	Vey	0-4	3-3	30-38		3,860
27	Fri	12/18	HARTFORD	7-1	W	13-12-1-1	MAKAROV/Skapski-Malcolm	SANGUINETTI	1-5	7-7	32-29	4,701	
28	Sat	12/19	ALBANY	4-1	W	14-12-1-1	MAKAROV/Danis-Wedgewood	KALETA	0-3	2-2	24-31	4,004	
29	Sat	12/26	UTICA	1-3	L	14-13-1-1	Makarov/BACHMAN	Jones	1-3	5-5	33-31	6,009	
30	Sun	12/27	HARTFORD	0-1	L	14-14-1-1	Lieuwen/MALCOLM	Nehring	0-1	2-2	24-26	5,174	
31	Wed	12/30	ST. JOHN'S*	3-2	SOW	15-14-1-1	LIEUWEN/Tokarski	BAILEY-SOG	1-4	4-5	31-27	17,671	
32	Sat	1/2	at Bridgeport	3-4	OTL	15-14-2-1	Lieuwen/MILNER	Whitney-OTG	1-7	3-3	37-34		3,234
33	Sun	1/3	at Providence	2-5	L	15-15-2-1	MAKAROV/SUBBAN	Khokhlachev	1-6	2-6	29-39		9,412
34	Fri	1/8	HERSHEY	5-4	W	16-15-2-1	LEHNER/Ellis	CATENACCI	2-4	4-5	23-28	9,536	
35	Sat	1/9	at Binghamton	2-1	W	17-15-2-1	LIEUWEN/Driedger	CATENACCI	2-5	3-3	24-38		4,653
36	Sun	1/10	SYRACUSE	1-2	L	17-16-2-1	Lehner/GUDLEVSKIS	Ikonen	1-4	1-1	29-22	3,941	
37	Wed	1/13	at Albany	0-4	L	17-17-2-1	Lehner/WEDGEWOOD	Leblond	0-2	3-4	19-39		2,224
38	Fri	1/15	BINGHAMTON	0-4	L	17-18-2-1	Ullmark/GREENHAM	Paul	0-7	1-3	33-25	6,473	
39	Sat	1/16	at Binghamton	2-1	W	18-18-2-1	LIEUWEN/Greenham	LEDUC	2-3	2-3	30-23		4,036
40	Mon	1/18	SYRACUSE	1-2	L	18-19-2-1	Lieuwen/GUDLEVSKIS	Broll	0-2	0-0	29-30	5,540	
41	Fri	1/22	at Grand Rapids	5-3	W	19-19-2-1	ULLMARK/McCollum	DUPUY	0-1	4-5	49-44		8,684
42	Sat	1/23	at Grand Rapids	2-0	W	20-19-2-1	LIEUWEN/Coreau	CATENACCI	0-4	6-6	29-42		10,834
43	Wed	1/27	SYRACUSE	6-5	OTW	21-19-2-1	ULLMARK/Gudlevskis	VARONE-OTG	2-6	2-2	27-25	6,010	
44	Fri	1/29	BINGHAMTON	2-5	L	21-20-2-1	Lieuwen-Ullmark/DRIEDGER	Schneider	1-5	1-2	34-28	7,990	
45	Sat	1/30	at Utica	2-4	L	21-21-2-1	Ullmark/CANNATA	Zalewski	0-2	2-2	22-32		3,860
46	Fri	2/5	at Syracuse	5-4	W	22-21-2-1	ULLMARK/Gudlevskis-Wilcox	RODRIGUES	2-3	2-3	32-43		5,124
47	Sat	2/6	at Binghamton	4-0	W	23-21-2-1	LIEUWEN/Driedger	SCHALLER	2-6	2-2	37-23		4,398
48	Fri	2/12	ALBANY	0-1	L	23-22-2-1	Ullmark/DANIS	Sislo	0-5	3-3	22-28	6,064	
49	Sat	2/13	at Albany	0-3	L	23-23-2-1	Lieuwen/APPLEBY	Black	0-4	2-3	26-26		3,821
50	Sun	2/14	at Hartford	2-4	L	23-24-2-1	Ullmark/HELLBERG	Oleksuk	0-1	2-2	33-20		4,649
51	Fri	2/19	PORTLAND	2-1	OTW	24-24-2-1	ULLMARK/Brittain	AKESON-OTG	0-4	3-3	33-44	7,154	
52	Sat	2/20	at Syracuse	6-2	W	25-24-2-1	ULLMARK/Wilcox-Gudlevskis	BAPTISTE	2-2	4-5	35-53		5,948
53	Sun	2/21	WBS	3-2	OTW	26-24-2-1	LIEUWEN/Jarry	O'REILLY-OTG	1-1	3-3	30-38	5,676	





SEASON IN REVIEW 2015-16

GAME-BY-GAME RESULTS



2015-16 GAME-BY-GAME RESULTS

ATTENDANCE

GM	DAY	DATE	OPPONENT	SCORE	RESULT	RECORD	GOALIES	GWG	PP	PK	SHOTS	HOME	ROAD
54	Thurs	2/25	at Lake Erie	2-5	L	26-25-2-1	Ullmark/FORSBERG	Broadhurst	0-3	0-2	27-30		3,929
55	Sat	2/27	at Toronto	5-10	L	26-26-2-1	Ullmark-Lieuwen/BIBEAU	Carrick	3-5	0-1	40-34		7,112
56	Fri	3/4	SPRINGFIELD	7-3	W	27-26-2-1	LIEUWEN/Robinson	RUHWEDDEL	1-2	4-6	36-26	5,102	
57	Sat	3/5	TORONTO	4-2	W	28-26-2-1	ULLMARK/Stalock	CARRIER	0-5	3-3	38-42	6,421	
58	Fri	3/11	UTICA	3-1	W	29-26-2-1	ULLMARK/Bachman	BAILEY	0-5	4-4	29-31	7,039	
59	Sat	3/12	at Syracuse	7-4	W	30-26-2-1	ULLMARK/Gudlevskis-Wilcox	CARRIER	1-3	4-6	32-29		5,465
60	Sun	3/13	BINGHAMTON	1-6	L	30-27-2-1	Lieuwen/DRIEDGER	Bailey	0-2	1-3	31-32	5,102	
61	Wed	3/16	LEHIGH VALLEY	3-1	W	31-27-2-1	ULLMARK/Stolarz	BAILEY	1-4	5-5	31-43	3,368	
62	Sat	3/19	at Binghamton	3-5	L	31-28-2-1	Ullmark/DRIEDGER	Varone	2-4	5-6	35-31		3,819
63	Sun	3/20	PROVIDENCE	1-4	L	31-29-2-1	Ullmark/SMITH	DeFazio	0-3	2-3	37-34	5,062	
64	Wed	3/23	ST. JOHN'S	6-5	W	32-29-2-1	ULLMARK-MAKAROV/Pasquale	RUHWEDDEL	1-5	2-2	34-25	3,783	
65	Fri	3/25	ST. JOHN'S	3-5	L	32-30-2-1	Ullmark-Makarov/PASQUALE	McNally	0-5	4-4	46-32	5,129	
66	Sat	3/26	at Syracuse	1-3	L	32-31-2-1	Makarov/GUDLEVSKIS	Gourde	0-4	1-2	40-32		5,912
67	Tue	3/29	at Utica	2-3	L	32-32-2-1	Ullmark/BACHMAN	Bancks	1-5	3-3	27-36		3,860
68	Fri	4/1	GRAND RAPIDS	1-6	L	32-33-2-1	Ullmark/McCOLLUM	Andersson	0-4	3-3	42-29	7,045	
69	Sat	4/2	at Syracuse	5-1	W	33-33-2-1	MAKAROV/Wilcox	BAILEY	0-2	4-5	32-43		5,532
70	Sun	4/3	GRAND RAPIDS	2-5	L	33-34-2-1	Makarov/McCOLLUM	Aubry	0-3	2-3	32-38	4,523	
71	Fri	4/8	BINGHAMTON	1-3	L	33-35-2-1	Ullmark/DRIEDGER	Leduc	0-2	3-3	39-26	5,833	
72	Sat	4/9	LAKE ERIE	3-4	OTL	33-35-3-1	Lieuwen/FORSBERG	Werenski	1-3	3-4	31-33	6,214	
73	Sun	4/10	at Lake Erie	2-0	W	34-35-3-1	MAKAROV/Korpisalo	WILSON	1-2	2-2	15-30		10,545
74	Fri	4/15	ALBANY	0-5	L	34-36-3-1	Ullmark/DANIS	O'Brien	0-4	3-4	27-43	9,746	
75	Sat	4/16	at Toronto	1-3	L	34-37-3-1	Lieuwen/BIBEAU	Brennan	0-2	1-2	34-24		6,567
76	Sun	4/17	at Toronto	2-4	L	34-38-3-1	Ullmark/SPARKS	Cameranesi	1-3	3-3	47-42		7,715

38
38

= Home Games Played
= Road Games Played

Attendance Totals
Average per Game

230,550 206,139
6,067 5,425

*First Niagara Center, Buffalo



SEASON IN REVIEW 2015-16

AMERKS VS. THE AHL



EASTERN CONFERENCE : AMERKS VS. NORTH DIVISION

TEAM	GP	OVERALL				GF	GA	PTS	HOME				ROAD				OT		SO			
		W	L	OTL	SOL				W	L	OTL	SOL	W	L	OTL	SOL	W	L	W	L		
ALBANY	6	1	5	0	0	5	16	2	1	2	0	0	0	0	0	3	0	0	0	0	0	0
BINGHAMTON	10	5	5	0	0	24	31	10	1	4	0	0	0	0	4	1	0	0	0	0	0	0
ST. JOHN'S	8	5	3	0	0	26	29	10	3	1	0	0	0	2	2	0	0	0	0	0	2	0
SYRACUSE	10	7	3	0	0	40	29	14	3	2	0	0	0	4	1	0	0	2	0	1	1	0
TORONTO	8	1	6	1	0	15	37	3	1	2	1	0	0	0	4	0	0	0	1	0	0	0
UTICA	8	2	5	0	1	17	25	5	2	1	0	1	0	0	4	0	0	0	0	0	0	1
TOTALS	50	21	27	1	1	127	167	44	11	12	1	1	0	10	15	0	0	2	1	3	1	0

EASTERN CONFERENCE : AMERKS VS. ATLANTIC DIVISION

TEAM	GP	OVERALL				GF	GA	PTS	HOME				ROAD				OT		SO			
		W	L	OTL	SOL				W	L	OTL	SOL	W	L	OTL	SOL	W	L	W	L		
BRIDGEPORT	2	1	0	1	0	6	6	3	1	0	0	0	0	0	0	1	0	1	1	0	0	0
HARTFORD	4	2	2	0	0	12	8	4	1	1	0	0	0	1	1	0	0	0	0	0	0	0
HERSHEY	2	1	1	0	0	6	7	2	1	0	0	0	0	0	1	0	0	0	0	0	0	0
LEHIGH VALLEY	2	1	1	0	0	4	8	2	1	0	0	0	0	0	1	0	0	0	0	0	0	0
PORTLAND	2	2	0	0	0	6	4	4	1	0	0	0	0	1	0	0	0	1	0	0	0	0
PROVIDENCE	2	0	2	0	0	3	9	0	0	1	0	0	0	0	1	0	0	0	0	0	0	0
SPRINGFIELD	2	1	1	0	0	8	9	2	1	0	0	0	0	0	1	0	0	0	0	0	0	0
W-B/SCRANTON	2	1	1	0	0	4	5	2	1	0	0	0	0	0	1	0	0	1	0	0	0	0
TOTALS	18	9	8	1	0	49	56	19	7	2	0	0	0	2	6	1	0	3	1	0	0	0

EAST CONF TOTALS	68	30	35	2	1	176	223	63	18	14	1	1	0	12	21	1	0	5	2	3	1	0
-------------------------	-----------	-----------	-----------	----------	----------	------------	------------	-----------	-----------	-----------	----------	----------	----------	-----------	-----------	----------	----------	----------	----------	----------	----------	----------

WESTERN CONFERENCE : AMERKS VS. CENTRAL DIVISION

TEAM	GP	OVERALL				GF	GA	PTS	HOME				ROAD				OT		SO			
		W	L	OTL	SOL				W	L	OTL	SOL	W	L	OTL	SOL	W	L	W	L		
CHARLOTTE	0	0	0	0	0	0	0	0	0	0	0	0	0	0	0	0	0	0	0	0	0	0
CHICAGO	0	0	0	0	0	0	0	0	0	0	0	0	0	0	0	0	0	0	0	0	0	0
GRAND RAPIDS	4	2	2	0	0	10	14	4	0	2	0	0	0	2	0	0	0	0	0	0	0	0
IOWA	0	0	0	0	0	0	0	0	0	0	0	0	0	0	0	0	0	0	0	0	0	0
LAKE ERIE	4	2	1	1	0	13	12	5	1	0	1	0	0	1	1	0	0	0	1	0	0	0
MANITOBA	0	0	0	0	0	0	0	0	0	0	0	0	0	0	0	0	0	0	0	0	0	0
MILWAUKEE	0	0	0	0	0	0	0	0	0	0	0	0	0	0	0	0	0	0	0	0	0	0
ROCKFORD	0	0	0	0	0	0	0	0	0	0	0	0	0	0	0	0	0	0	0	0	0	0
TOTALS	8	4	3	1	0	23	26	9	1	2	1	0	0	3	1	0	0	0	1	0	0	0

WESTERN CONFERENCE : AMERKS VS. PACIFIC DIVISION

TEAM	GP	OVERALL				GF	GA	PTS	HOME				ROAD				OT		SO			
		W	L	OTL	SOL				W	L	OTL	SOL	W	L	OTL	SOL	W	L	W	L		
BAKERSFIELD	0	0	0	0	0	0	0	0	0	0	0	0	0	0	0	0	0	0	0	0	0	0
ONTARIO	0	0	0	0	0	0	0	0	0	0	0	0	0	0	0	0	0	0	0	0	0	0
SAN ANTONIO	0	0	0	0	0	0	0	0	0	0	0	0	0	0	0	0	0	0	0	0	0	0
SAN DIEGO	0	0	0	0	0	0	0	0	0	0	0	0	0	0	0	0	0	0	0	0	0	0
SAN JOSE	0	0	0	0	0	0	0	0	0	0	0	0	0	0	0	0	0	0	0	0	0	0
STOCKTON	0	0	0	0	0	0	0	0	0	0	0	0	0	0	0	0	0	0	0	0	0	0
TEXAS	0	0	0	0	0	0	0	0	0	0	0	0	0	0	0	0	0	0	0	0	0	0
TOTALS	0	0	0	0	0	0	0	0	0	0	0	0	0	0	0	0	0	0	0	0	0	0

WEST CONF TOTALS	8	4	3	1	0	23	26	9	1	2	1	0	0	3	1	0	0	0	1	0	0	0
AHL TOTALS	76	34	38	3	1	199	249	72	19	16	2	1	0	15	22	1	0	5	3	3	1	0



SEASON IN REVIEW 2015-16

REGULAR SEASON HIGHS & LOWS



SCORING

MOST GOALS SCORED – GAME	7	12/18 vs. HART, 3/4 vs. SPRG, 3/12 @ SYR
MOST GOALS SCORED – PERIOD	5	3/12@ SYR (3rd), 3/23 vs. STJS (3rd)
MOST GOALS ALLOWED – GAME	10	2/27 @ TOR
MOST GOALS ALLOWED - PERIOD	4	6 Times
LARGEST MARGIN OF VICTORY	6	12/18 vs. HART (7-1)
LARGEST MARGIN OF DEFEAT	6	10/23 vs. TOR (2-8), 11/13 @ LV (1-7)

SHOTS

MOST SHOTS TAKEN – GAME	49	1/22 @ GR
MOST SHOTS TAKEN – PERIOD	28	3/25 vs. STJS (3rd)
FEWEST SHOTS TAKEN – GAME	14	10/21 @ UTIC
FEWEST SHOTS TAKEN – PERIOD	2	11/15 @ HERS (1st)
MOST SHOTS ALLOWED – GAME	53	2/20 @ SYR
MOST SHOT ALLOWED – PERIOD	22	12/11 @ STJS (1st)
FEWEST SHOTS ALLOWED – GAME	20	2/14 @ HART
FEWEST SHOTS ALLOWED – PERIOD	4	12/30 vs. STJS (3rd), 1/27 vs. SYR (3rd)

PENALTY MINUTES

MOST PENALTY MINUTES – GAME	47	2/13 @ ALB
MOST PENALTY MINUTES – PERIOD	24	4/17 @ TOR (3rd)
FEWEST PENALTY MINUTES – GAME	4	7 Times
MOST PENALTY MINUTES – OPPONENTS – GAME	59	2/13 @ ALB
FEWEST PENALTY MINUTES – OPPONENTS – GAME	2	11/14 @ WBS, 12/27 vs. HART, 1/22 @ GR

TEAM STREAKS

LONGEST WINNING STREAK	4 Games
LONGEST WINNING STREAK – HOME	5 Games
LONGEST WINNING STREAK – ROAD	3 Games
LONGEST LOSING STREAK	4 Games
LONGEST LOSING STREAK – HOME	4 Games, 6 Winless (0-5-1-0)
LONGEST LOSING STREAK – ROAD	4 Games



SEASON IN REVIEW 2015-16

REGULAR SEASON HIGHS & LOWS



INDIVIDUAL RECORDS

MOST GOALS – GAME	3	Ellis 10/9 vs. LE (3+0=3), Schaller 2/20 @ SYR (3+1=4)
MOST ASSISTS – GAME	3	Dupuy, Schneider, Rodrigues, Austin
MOST POINTS – GAME	4	Varone 1/27 vs. SYR (2+2=4), Schaller 2/20 @ SYR (3+1=4)
MOST PENALTY MINUTES – GAME	22	D'Amigo, 2/13 @ ALB
MOST SHOTS – GAME	9	Sanguinetti, 12/9 vs. UTIC

INDIVIDUAL RECORDS

CONSECUTIVE GAME GOAL-SCORING STREAK	3	Varone (4+1=5), Bailey (4+2=6)
CONSECUTIVE GAME ASSIST STREAK	5	Donovan (0+7=7)
CONSECUTIVE GAME POINT STREAK	8	Schaller (4+5=9)



SEASON IN REVIEW 2015-16

BY THE NUMBERS



AMERKS WHEN...	HOME					ROAD				OVERALL				PTS
	TIMES	W	L	OTL	SOL	W	L	OTL	SOL	W	L	OTL	SOL	
SCORING FIRST GOAL OF GAME	33	15	5	1	0	9	3	0	0	24	8	1	0	49
ALLOWING FIRST GOAL OF GAME	42	4	11	0	1	6	19	1	0	10	30	1	1	22
NEITHER TEAM SCORES IN REGULATION	1	0	0	1	0	0	0	0	0	0	0	1	0	1
OUTSHOOTING THE OPPONENT	28	7	8	0	0	6	6	1	0	13	14	1	0	27
SHOTS ARE TIED	2	1	0	0	0	0	1	0	0	1	1	0	0	2
OUTSHOT BY THE OPPONENT	46	11	8	2	1	9	15	0	0	20	23	2	1	43
LEADING AFTER ONE PERIOD	26	12	2	1	0	7	4	0	0	19	6	1	0	39
TIED AFTER ONE PERIOD	22	4	7	1	0	4	5	1	0	8	12	2	0	18
TRAILING AFTER ONE PERIOD	28	3	7	0	1	4	13	0	0	7	20	0	1	15
LEADING AFTER TWO PERIODS	21	10	0	0	0	10	1	0	0	20	1	0	0	40
TIED AFTER TWO PERIODS	17	6	2	2	1	4	2	0	0	10	4	2	1	23
TRAILING AFTER TWO PERIODS	38	3	14	0	0	1	19	1	0	4	33	1	0	9
IN OVERTIME	9	5	X	2	X	1	X	1	X	6	X	3	X	15
IN SHOOTOUT	4	3	X	X	1	0	X	X	0	3	X	X	1	7
ONE GOAL GAME	28	11	4	2	1	7	2	1	0	18	6	3	1	40
TWO GOAL GAME	20	4	3	0	0	4	9	0	0	8	12	0	0	16
THREE GOAL GAME	0	2	3	0	0	1	5	0	0	3	8	0	0	6
FOUR GOAL GAME	9	1	2	0	0	3	3	0	0	4	5	0	0	8
FIVE GOAL GAME	5	0	3	0	0	0	2	0	0	0	5	0	0	0
SIX OR MORE GOAL GAME	3	1	1	0	0	0	1	0	0	1	2	0	0	2

AMERKS BY MONTH...	HOME					ROAD				OVERALL				PTS
	GP	W	L	OTL	SOL	W	L	OTL	SOL	W	L	OTL	SOL	
OCTOBER	9	3	1	0	0	1	4	0	0	4	5	0	0	8
NOVEMBER	11	4	0	1	0	2	4	0	0	6	4	1	0	13
DECEMBER	11	3	3	0	1	2	2	0	0	5	5	0	1	11
JANUARY	14	2	4	0	0	4	3	1	0	6	7	1	0	13
FEBRUARY	10	2	1	0	0	3	4	0	0	5	5	0	0	10
MARCH	12	5	3	0	0	1	3	0	0	6	6	0	0	12
APRIL	9	0	4	1	0	2	2	0	0	2	6	1	0	5
TOTALS	76	19	16	2	1	15	22	1	0	34	38	3	1	72

AMERKS BY THE DAY...	HOME					ROAD				OVERALL				PTS
	GP	W	L	OTL	SOL	W	L	OTL	SOL	W	L	OTL	SOL	
MONDAY	1	0	1	0	0	0	0	0	0	0	1	0	0	0
TUESDAY	1	0	0	0	0	0	1	0	0	0	1	0	0	0
WEDNESDAY	10	5	0	1	1	0	3	0	0	5	3	1	1	12
THURSDAY	1	0	0	0	0	0	1	0	0	0	1	0	0	0
FRIDAY	24	9	9	0	0	3	3	0	0	12	12	0	0	24
SATURDAY	26	3	1	1	0	10	10	1	0	13	11	2	0	28
SUNDAY	13	2	5	0	0	2	4	0	0	4	9	0	0	8
TOTALS	76	19	16	2	1	15	22	1	0	34	38	3	1	72



SEASON IN REVIEW 2015-16

BY THE NUMBERS



AMERKS MONTH-BY-MONTH

MONTH	W-L-OTL-SOL	POINTS
October:	4-5-0-0	8
November:	6-4-1-0	13
December:	5-5-0-1	11
January:	6-7-1-0	13
February:	5-5-0-0	10
March:	6-6-0-0	12
April:	2-6-1-0	5
TOTALS:	34-38-3-1	72

POWER-PLAY

	G	ATT.	%	RANK
Overall:	48	291	16.5	T-18th
Home:	22	150	14.7	28th
Road:	26	141	18.4	5th

PENALTY KILLING

	G	ATT.	%	RANK
Overall:	53	277	80.9	22nd
Home:	20	136	85.3	T-13th
Road:	33	141	76.6	27th

GOALS BY PERIOD

	1	2	3	OT	SO	TOTAL	AVG.
Rochester Americans:	54	71	65	6	3	199	2.62
Opponents:	59	90	96	3	1	249	3.28

SHOTS BY PERIOD

	1	2	3	OT	SO	TOTAL	AVG.
Rochester Americans:	732	804	732	27	3	2,298	30.2
Opponents:	825	854	840	23	1	2,543	33.5





SEASON IN REVIEW 2015-16

SHOOTOUT RESULTS



SHOOTOUT RESULTS

Date	Opponent	Results	Amerks Shooters	Amerks Saves	Opponent Saves
10/25	vs. SYRACUSE	W 4-3	VARONE, AKESON	MAKAROV (2 of 2)	Wilcox (0 of 2)
11/27	vs. ST. JOHN'S	W 4-3	Varone, AKESON, O'Reilly	MAKAROV (3 of 3)	Fucala (2 of 3)
12/9	vs. Utica	L 3-4	Varone, Akeson	Makarov (0 of 2)	CANNATA (2 of 2)
12/30	vs. ST. JOHN'S	W 3-2	AKESON, BAILEY, O'REILLY	LIEUWEN (1 of 2)	Tokarski (0 of 3)

Scorers in CAPS.

Winning Goalies in CAPS.

SHOOTOUT RESULTS - BY PLAYER

Number	Player	Goals	Attempts	Percentage
95	BAILEY	1	1	100.0%
20	AKESON	3	4	75.0%
16	O'REILLY	1	2	50.0%
22	VARONE	1	3	33.3%

SHOOTOUT RESULTS - BY GOALTENDER

Number	Goalie	Saves	Attempts	Percentage	Record
1	MAKAROV	5	7	71.4%	2-1
31	LIEUWEN	1	2	50.0%	1-0





SEASON IN REVIEW 2015-16

REGULAR SEASON ADDITIONAL STATS



SCORING	MULTIPLE POINT GAMES					MULTIPLE GOAL GAMES				OTHER STATS			
	2PTS	3PTS	4PTS	5PTS	6PTS	2GG	3GG	4GG	5GG	ENG	OTG	UAG	GWA
O'REILLY	9										1		5
ELLIS		1					1			1		1	1
AKESON	6	1									2	1	5
CARRIER	6	2				2						1	5
D'AMIGO	6					2					2		2
BAILEY	5	3				4						5	6
RODRIGUES	4	2										2	3
BAPTISTE	4									2		1	
SCHALLER	4		1			1	1						
DONOVAN	3	1					1						1
DUPUY	3	1									1	4	1
VARONE	3	1	2			2					1		1
RUHWEDEL	3					1				1		1	2
LEDUC	2					1							1
O'DELL	2					1							1
CATENACCI	2					1				1			3
ROBAK	1									1			3
SANGUINETTI	1					1					1		1
AUSTIN	1	1											1
SCHNEIDER		1											1
GUHLE	1												
SDAO	1												
GUPTILL	1									1			1
GULAKOS	1											1	
BOWMAN													1
MORMINA													1
SDAO													1
CORNEL													1
TOTALS	69	14	3	0	0	17	2	0	0	9	6	17	48

GTG = Game Tying Goal ENG = Empty Net Goal OTG = Overtime Goal UAG = Unassisted Goal GWA = Game Winning Assist

GOALTENDING	GOALS-AGAINST PER GAME										SEASON TOTAL		
	0GA	1GA	2GA	3GA	4GA	5GA	6GA	7GA	8GA	9+GA	PPGS	SHGS	ENGS
ULLMARK		5	2	2	8	5	1				14	6	7
LIEUWEN	2	5	5	8	1	1	1	1			19	5	2
MAKAROV	1	4	2	5	1	4	2				18	3	3
LEHNER			1		2						2		
COMBINED GOALIES						3			1	1	XX	XX	2
TOTALS	3	14	10	18	12	13	4	1	1	1	53	14	14

1GG,2GG,3GG = Games Allowing (1,2,3) goals.

PPGs, SHGs, ENGs = Goals Allowed

PENALTY SHOTS TAKEN

10/23 vs. TOR (2:23 of 3rd) - Tim Schaller stopped by Antoine Bibeau

PENALTY SHOTS FACED

11/13 @ LV (14:53 of 2nd) - Kevin Goumas stopped by Nathan Lieuwen
 2/13 @ ALB (15:35 of 2nd) - Jim O'Brien stopped by Nathan Lieuwen
 2/20 @ SYR (18:57 of 3rd) - David Broll stopped by Linus Ullmark
 4/8 vs. BING (12:34 of 3rd) - Max McCormick stopped by Linus Ullmark



THE LAST TIME WHEN...

AMERKS HAD A SHUTOUT:

Home: Nathan Lieuwen vs. Lake Erie, 12/20/13 (Game #29), 0-0 (SOL,0-1)
Away: Andrey Makarov @ Lake Erie, 4/10/16 (Game #73), 2-0

AMERKS WERE SHUTOUT:

Home: Yann Danis, Albany, 4/15/16 (Game #74), 0-5
Away: Ken Appleby @ Albany, 2/13/16 (Game #49), 0-3

AMERKS WIN IN OVERTIME:

Home: vs. WBS, 2/21/16 (Game #53), 3-2 (GWG: Cal O'Reilly, Opp Goalie: Tristan Jarry)
Away: @ St. John's, 12/12/15 (Game #25) 3-2 (GWG: Jason Akeson, Opp Goalie: Pasquale)

AMERKS LOSE IN OVERTIME:

Home: vs. Lake Erie, 4/9/16 (Game #72), 3-4 (GWG: Zach Werenski, Goalie: Nathan Lieuwen)
Away: @ Bridgeport, 1/2/16 (Game #32), 4-3 (GWG: Joe Whitney, Goalie: Nathan Lieuwen)

AMERKS WIN IN SHOOTOUT:

Home: vs. St. John's, 12/30/15 (Game #31), 3-2 (GWG: Justin Bailey, Goalie: Nathan Lieuwen)
Away: @ Grand Rapids, 1/23/16 (Game #42), 2-0 (GWG: Dan Catenacci, Goalie: Nathan Lieuwen)

AMERKS LOSE IN SHOOTOUT:

Home: vs. Utica, 12/9/15 (Game #23), 3-4 (Goalie: Joe Cannata)
Away: @ Utica, 3/4/15 (Game #59), 2-3 (Goalie: Joakim Eriksson)

AMERKS PLAYED TO SCORELESS TIE:

Home: Tyler Plante (Roch) vs. Eddie Lack (Mitba), 2/23/11 (Game #59), Manitoba won in Shootout (Final 1-0)
Away: Dave Littman (Rochester) @ Stephan Fiset (Halifax), 11/20/91 (Game #16), 0-0

AMERKS PLAYER SCORED A HAT-TRICK:

Home: Matt Ellis vs. Lake Erie, 10/9/15 (Game #1)
Away: Tim Schaller @ Syracuse, 2/20/16 (Game #52)

OPPOSING PLAYER SCORED A HAT-TRICK:

Home: Justin Dowling, Texas, 2/20/15 (Game #54)
Away: Hunter Shinkaruk @ Utica, 10/21/15 (Game #5)

AMERKS PLAYER SCORED FOUR GOALS:

Home: Derek Whitmore vs. Hamilton, 11/26/11 (Game #20)
Away: Ken Priestlay @ Newmarket, 3/10/89 (Game #70)

OPPOSING PLAYER SCORED FOUR GOALS:

Home: Grant Potulny, Binghamton, 12/30/05 (Game #34)
Away: Grant Stevenson, Quad City, 1/20/08 (Game #45)

AMERKS PLAYER SCORED FIVE GOALS:

Home: Jason Pominville vs. Cleveland, 10/21/05 (Game #5)
Away: Never

AMERKS PLAYER SCORED ON A PENALTY SHOT:

Home: Joel Armia vs. Adirondack (Joni Ortio), 10/10/14 (Game #1)
Away: Jason Pominville @ Hamilton (Dan Ellis), 2/12/05 (Game #54)

OPPOSING PLAYER SCORED ON A PENALTY SHOT:

Home: Max McCormick, Binghamton (Linus Ullmark), 4/8/16
Away: David Broll @ Syracuse (Linus Ullmark), 2/20/16

AMERKS PLAYER FAILED ON A PENALTY SHOT:

Home: Doug Janik, Grand Rapids, (David Leggio), 4/10/12
Away: Ryan Hamilton @ Toronto, (David Leggio), 2/27/13 (Game #52)

OPPOSING PLAYER FAILED ON A PENALTY SHOT:

Home: Max McCormick, Binghamton (Linus Ullmark), 4/8/16
Away: David Broll @ Syracuse (Linus Ullmark), 2/20/16

AMERKS SCORED 10 OR MORE GOALS:

Home: vs. Binghamton 12/16/06, 10-4
Away: @ Baltimore, 3/3/97, 10-6

AMERKS ALLOWED 10 OR MORE GOALS:

Home: vs. Syracuse, 4/6/08, 3-10
Away: @ Toronto, 2/27/16, 5-10

AMERKS GOALIE SCORED A GOAL:

Home: Never
Away: Robb Stauber @ PEI, 10/9/95

OPPOSING GOALIE SCORED A GOAL:

Home: Christian Bronsard vs. Syracuse, 10/30/99
Away: Chris Holt @ Binghamton, 3/19/10



SEASON IN REVIEW 2015-16

10-GAME SUMMARY



GAMES 1-10 : 10.9 - 11.1

NO	NAME	10/9 LE	10/10 UTIC	10/16 @STJS	10/17 @STJS	10/21 @UTIC	10/23 TOR	10/25 SYR	10/30 @SPRG	10/31 @PORT	11/1 @HART
2	CHAPMAN	DND	DND	DND	0-0	DND	ELM	ELM	ELM	ELM	ELM
5	RUHWEDEL	0-1	0-0	0-1	0-0	0-1	0-1	0-0	0-0	0-0	0-0
8	GARBOWSKY	ELM	ELM	ELM	ELM	ELM	ELM	0-0	0-0	0-0	0-0
11	SCHALLER	0-0	0-1	0-0	0-0	INJ	1-0	0-0	BUFF	BUFF	BUFF
13	BAPTISTE	0-0	0-0	0-0	0-1	0-0	0-0	1-1	DND	0-1	0-0
14	KEA	DND	DND	INJ	INJ	INJ	INJ	INJ	INJ	INJ	INJ
15	RODRIGUES	0-1	0-0	0-0	0-0	0-0	0-0	INJ	0-1	0-0	0-0
16	O'REILLY	0-0	0-0	0-0	0-0	0-1	1-0	0-2	0-0	0-0	1-1
18	NEVINS	DND	1-0	1-0	0-0	0-0	0-0	0-0	0-0	0-0	0-0
19	D'AMIGO	0-0	1-0	0-0	1-0	0-0	0-0	0-0	INJ	INJ	INJ
20	AKESON	1-0	0-0	0-2	0-0	1-0	0-1	1-0	0-0	0-0	0-2
22	VARONE	0-1	0-0	0-1	1-0	0-0	0-0	1-1	1-0	2-0	0-0
24	MCPHERSON	ELM	ELM	ELM	ELM	0-0	0-0	0-0	0-0	0-0	0-0
25	SANGUINETTI	BUFF	BUFF	BUFF	BUFF	BUFF	DND	0-0	0-0	0-1	1-0
27	GOULAKOS	0-0	DND	DND	DND	DND	ELM	ELM	ELM	ELM	ELM
28	CARRIER	0-0	INJ	INJ	INJ	INJ	INJ	INJ	0-0	1-2	0-1
29	MCCABE	BUFF	0-0	BUFF	BUFF	BUFF	BUFF	BUFF	BUFF	BUFF	BUFF
34	LEDUC	1-1	0-0	0-0	0-1	1-0	0-0	0-1	0-0	0-0	0-0
36	KALETA	INJ	INJ	INJ	INJ	INJ	INJ	INJ	INJ	INJ	INJ
37	ELLIS	3-0	0-1	0-0	0-0	0-0	0-0	DND	0-0	0-0	0-0
39	DUPUY	0-3	0-1	0-0	0-0	0-0	0-0	0-0	0-0	0-2	0-0
43	CATENACCI	1-0	0-0	1-0	0-1	0-0	SUSP	0-0	0-0	INJ	INJ
47	ROBAK	0-1	0-0	0-0	0-0	0-0	0-0	0-0	0-0	0-1	0-0
49	PRAPAVESSIS	0-1	0-0	0-0	DND	0-0	0-0	DND	DND	DND	DND
57	AUSTIN	0-1	0-0	0-0	0-0	0-0	0-0	0-0	0-0	0-1	0-0
65	DONOVAN	BUFF	BUFF	0-0	0-0	0-0	0-1	0-1	0-0	0-0	0-0
95	BAILEY	0-0	0-1	0-0	0-0	0-0	0-1	0-0	0-0	1-0	1-0
1	MAKAROV	DNP	DNP	DNP	L/6	DNP	R-ND/1	SOW/3	L/6	DNP	DNP
30	ULLMARK	BUFF	W/1	L/4/1	DNP	L/3/1	BUFF	BUFF	BUFF	BUFF	BUFF
31	LIEUWEN	W/3	BUFF	BUFF	BUFF	BUFF	S-L/7	DNP	DNP	W/3	W/2

SCORE	6-3#	2-1	2-5#	2-6	2-4#	2-8	4-3**	1-6	4-3	3-2
POWER-PLAY	1-4	0-4	0-5	0-5	1-4	0-3	2-6	0-5	1-3	0-4
PENALTY KILL	2-4	3-3	4-4	3-5	3-5	2-2	5-5	3-4	3-3	2-4
ROCH PIM	8	11	8	19	22	4	19	23	6	10
OPP PIM	8	23	10	29	12	6	21	25	6	8
ROCH SHOTS	24	22	33	31	14	23	41	24	27	25
OPP SHOTS	38	39	34	36	47	34	33	37	40	24
GW/GT GOAL	#43	#18	--	--	--	--	#22-SOG	--	#22	#25
GW/GT ASSIST	#47	#37	--	--	--	--	--	--	#25	#16
	--	#39	--	--	--	--	--	--	#28	#20
EN GOAL	--	--	--	--	--	--	--	--	--	--
FIRST GOAL	#34	#19	--	--	--	--	#22	--	--	#16
ROCH SO GOALS	--	--	--	--	--	--	--	--	--	--
OPP SO GOALS	--	--	--	--	--	--	--	--	--	--

** = Overtime Game
 ** = Shootout
 # = Empty Net Goal
 ND = No Decision
 R = Replaced Starting Goalie

() = Goalie Assist
 DND = Did Not Dress
 DNP = Did Not Play
 SUSP = Suspended
 REL = Released

INJ = Injured
 BUFF = Buffalo Sabres-NHL
 ELM = Elmira-ECHL





SEASON IN REVIEW 2015-16

10-GAME SUMMARY



GAMES 11-20 : 11.6 - 11.28

NO	NAME	11/6 BING	11/13 @LV	11/14 @WBS	11/15 @HERS	11/18 TOR	11/20 BGPT	11/21 @TOR	11/25 SYR	11/27 STJS	11/28 @BING
5	RUHWEDEL	0-1	0-0	0-0	0-0	0-0	0-0	0-0	1-0	1-0	0-0
8	GARBOWSKY	0-1	DND	0-0	DND	DND	DND	0-0	DND	0-0	DND
11	SCHALLER	BUFF	BUFF	BUFF	BUFF	BUFF	BUFF	BUFF	BUFF	BUFF	BUFF
13	BAPTISTE	0-0	0-1	0-0	0-0	0-0	1-0	0-0	0-0	1-0	0-2
14	KEA	INJ	DND	DND	0-0	0-0	0-0	0-0	0-0	DND	0-0
15	RODRIGUES	0-0	0-0	0-0	0-0	0-0	0-1	0-0	1-0	0-1	1-0
16	O'REILLY	0-0	0-0	0-0	0-0	0-0	1-1	0-1	0-2	0-2	0-1
18	NEVINS	1-0	0-0	0-0	0-0	0-0	0-0	0-0	0-0	0-0	0-0
19	D'AMIGO	INJ	INJ	INJ	INJ	0-0	DND	0-0	0-0	DND	1-0
20	AKESON	0-0	0-0	0-0	0-0	0-0	0-0	DND	0-1	0-0	1-2
22	VARONE	0-1	0-0	1-0	0-0	0-0	0-0	1-0	0-0	0-0	1-0
24	MCPHERSON	0-0	0-0	DND	DND	ELM	ELM	ELM	ELM	ELM	ELM
25	SANGUINETTI	0-0	0-0	0-0	0-1	0-0	1-0	0-0	INJ	0-0	DND
28	CARRIER	0-0	0-0	0-0	1-0	0-0	0-0	INJ	1-0	0-0	1-0
34	LEDUC	0-0	0-0	0-0	0-0	0-0	0-0	0-0	0-0	0-0	0-0
36	KALETA	INJ	INJ	INJ	INJ	INJ	INJ	INJ	INJ	0-0	DND
37	ELLIS	0-1	0-0	0-0	0-0	DND	0-0	0-0	0-0	DND	1-0
39	DUPUY	1-0	0-0	0-0	0-0	0-0	0-0	0-0	1-1	0-1	0-0
43	CATENACCI	INJ	0-0	0-0	0-0	0-0	0-0	0-0	DND	0-0	DND
47	ROBAK	1-0	1-0	0-0	0-0	0-0	0-0	0-0	0-0	1-0	0-1
49	PRAPAVESSIS	DND	DND	0-0	0-0	0-0	0-0	DND	0-0	DND	0-0
57	AUSTIN	0-0	0-0	INJ	INJ	INJ	INJ	0-0	0-0	0-0	0-0
65	DONOVAN	0-1	0-1	0-1	0-0	0-0	0-0	0-0	0-1	0-2	0-0
95	BAILEY	0-1	0-0	0-0	0-0	0-0	0-1	0-0	0-1	0-0	0-1
1	MAKAROV	DNP	DNP	L/2/1	DNP	OTL/1	OTW/2	L/4/1	DNP	SOW/3	W/5
30	ULLMARK	BUFF	BUFF	BUFF	BUFF	BUFF	BUFF	BUFF	BUFF	BUFF	BUFF
31	LIEUWEN	W/1	L/7	DNP	L/2/1	DNP	DNP	DNP	OTW/3	DNP	DNP
	SCORE	3-1	1-7	1-3#	1-3#	0-1*	3-2*	1-5#	4-3*	4-3**	6-5
	POWER-PLAY	1-3	1-4	0-1	0-7	0-4	0-4	0-4	1-3	1-6	1-3
	PENALTY KILL	3-3	3-5	5-6	3-3	4-5	8-8	4-5	3-3	4-5	1-2
	ROCH PIM	6	10	12	13	10	16	15	11	10	13
	OPP PIM	6	8	2	21	8	8	13	11	12	15
	ROCH SHOTS	28	34	16	26	23	22	32	29	35	23
	OPP SHOTS	28	35	42	31	38	25	36	33	32	34
	GW/GT GOAL	#39	--	--	--	--	#25-OTG	--	#39	#20-SOG	#19
	GW/GT ASSIST	#5	--	--	--	--	#95	--	--	--	#20
		#95	--	--	--	--	--	--	--	--	--
	EN GOAL	--	--	--	--	--	--	--	--	--	--
	FIRST GOAL	#47	--	--	--	--	#13	--	#5	#13	#15
	ROCH SO GOALS	--	--	--	--	--	--	--	--	1-3	--
	OPP SO GOALS	--	--	--	--	--	--	--	--	0-3	--

* = Overtime Game
 ** = Shootout
 # = Empty Net Goal
 ND = No Decision

R = Replaced Starting Goalie
 () = Goalie Assist
 DND = Did Not Dress
 DNP = Did Not Play

REL = Released
 INJ = Injured
 BUFF = Buffalo Sabres-NHL
 ELM = Elmira-ECHL



SEASON IN REVIEW 2015-16

10-GAME SUMMARY



GAMES 21-30 : 12.4 - 12.27

NO	NAME	12/4 TOR	12/5 @ALB	12/9 UTIC	12/11 @STJS	12/12 @STJS	12/16 @UTIC	12/18 HART	12/19 ALB	12/26 UTIC	12/27 HART
5	RUHWEDEL	0-0	0-0	0-0	0-0	0-0	0-0	1-0	0-0	0-1	0-0
8	GARBOWSKY	DND	DND	0-0	DND	DND	DND	DND	0-0	0-0	0-0
11	SCHALLER	0-0	0-0	INJ	0-0	1-0	2-0	0-1	1-0	0-0	0-0
13	BAPTISTE	0-0	0-0	0-0	0-0	1-0	0-0	0-1	1-0	0-0	0-0
14	KEA	ELM	ELM	ELM	ELM	ELM	ELM	ELM	ELM	ELM	ELM
15	RODRIGUES	0-0	0-0	1-0	0-0	0-0	0-0	0-2	0-0	0-0	0-0
16	O'REILLY	0-0	BUFF	BUFF	BUFF	BUFF	BUFF	0-2	0-1	0-1	0-0
17	JACOBS	ELM	ELM	DND	DND	DND	ELM	ELM	ELM	0-0	0-0
18	NEVINS	0-0	0-0	0-0	0-0	0-0	0-0	0-0	SUSP	SUSP	SUSP
19	D'AMIGO	0-0	0-0	DND	1-0	0-1	0-2	0-2	0-0	0-0	DND
20	AKESON	0-0	0-1	0-0	0-1	1-1	0-0	1-1	0-1	0-0	0-0
22	VARONE	0-0	DND	0-0	1-0	0-0	0-0	DND	DND	DND	0-0
25	SANGUINETTI	0-0	0-0	0-1	0-1	0-0	0-0	1-0	0-0	0-0	0-0
28	CARRIER	0-0	0-0	0-0	0-0	0-0	0-0	0-0	0-2	0-0	0-0
34	LEDUC	0-0	0-0	DND	0-0	0-1	0-1	1-0	0-0	0-0	0-0
36	KALETA	DND	0-0	0-0	0-0	DND	0-0	DND	1-0	0-0	DND
37	ELLIS	DND	0-0	0-1	DND	0-0	DND	0-0	DND	DND	0-0
39	DUPUY	0-0	0-0	0-0	0-0	0-1	0-0	1-0	0-0	0-0	0-0
43	CATENACCI	0-0	0-0	1-0	0-1	0-0	0-0	0-1	0-1	INJ	INJ
47	ROBAK	0-0	0-0	0-2	1-0	0-0	0-0	0-1	1-0	0-0	0-0
49	PRAPAVESSIS	DND	DND	0-0	DND	DND	DND	DND	DND	DND	DND
57	AUSTIN	0-0	1-0	0-0	0-0	0-0	0-0	0-0	0-0	0-0	0-0
65	DONOVAN	0-0	0-0	1-0	0-0	0-0	0-0	1-0	0-0	1-0	0-0
95	BAILEY	0-0	0-0	0-0	0-1	0-0	0-0	1-0	0-0	0-0	0-0
1	MAKAROV	DNP	L/2	SOL/3	DNP	DNP	DNP	W/1	W/1	L/3	DNP
30	ULLMARK	BUFF	BUFF	BUFF	BUFF	BUFF	BUFF	BUFF	BUFF	BUFF	BUFF
31	LIEUWEN	L/4	DBP	DNP	W/1(1)	OTL/2	L/4/1	DNP	DNP	DNP	L/1
SCORE		0-4	1-2	3-4**	3-1#	3-2*	2-5#	7-1	4-1	1-3	0-1
POWER-PLAY		0-3	0-4	2-8	1-5	0-4	0-4	1-5	0-3	1-3	0-1
PENALTY KILL		2-4	0-2	4-5	6-6	5-5	3-3	7-7	2-2	5-5	2-2
ROCH PIM		8	4	14	17	10	13	36	9	12	4
OPP PIM		6	8	20	15	8	23	32	11	8	2
ROCH SHOTS		22	24	34	28	35	30	32	24	33	24
OPP SHOTS		38	30	41	39	28	38	29	31	31	26
GW/GT GOAL		--	--	--	#19	#20	--	#25	#36	--	--
GW/GT ASSIST		--	--	--	#43	--	--	#16	#28	--	--
EN GOAL		--	--	--	#47	--	--	--	--	--	--
FIRST GOAL		--	--	--	--	--	--	#65	#11	#65	--
ROCH SO GOALS		--	--	0-2	--	--	--	--	--	--	--
OPP SO GOALS		--	--	2-2	--	--	--	--	--	--	--

* = Overtime Game
 ** = Shootout
 # = Empty Net Goal
 ND = No Decision
 R = Replaced Starting Goalie

() = Goalie Assist
 DND = Did Not Dress
 REL = Released
 INJ = Injured
 BUFF = Buffalo Sabres-NHL

ELM = Elmira-ECHL
 DNP = Did Not Play
 SUSP = Suspended



SEASON IN REVIEW 2015-16

10-GAME SUMMARY



GAMES 31-40 : 12.30 - 1.18

NO	NAME	12/30 STJS*	1/2 @BGPT	1/3 @PROV	1/8 HERS	1/9 @BING	1/10 SYR	1/13 @ALB	1/15 BING	1/16 @BING	1/18 SYR
3	PYSYK	BUFF	BUFF	BUFF	0-0	0-0	0-1	BUFF	BUFF	BUFF	BUFF
5	RUHWEDEL	0-0	0-0	INJ	INJ	INJ	INJ	INJ	INJ	INJ	INJ
8	GARBOWSKY	0-0	0-0	DND	0-0	ELM	0-0	DND	DND	DND	DND
11	SCHALLER	0-1	0-1	0-1	BUFF	BUFF	BUFF	BUFF	BUFF	BUFF	BUFF
13	BAPTISTE	0-1	1-0	0-0	1-0	0-0	INJ	INJ	INJ	INJ	INJ
14	KEA	ELM	ELM	ELM	ELM	ELM	DND	0-0	0-0	0-0	0-0
15	RODRIGUES	0-0	INJ	0-0	1-2	0-1	0-0	0-0	0-0	0-1	0-0
16	O'REILLY	0-0	0-0	0-1	1-1	0-2	0-0	0-0	0-0	0-0	0-0
17	JACOBS	ELM	ELM	ELM	ELM	ELM	ELM	ELM	ELM	ELM	ELM
18	NEVINS	0-0	0-0	0-0	0-0	0-0	0-0	0-0	0-0	0-0	0-0
19	D'AMIGO	0-0	0-0	DND	DND	DND	0-0	0-0	DND	0-0	0-0
20	AKESON	0-1	DND	0-1	0-1	0-0	1-0	0-0	DND	0-1	0-0
22	VARONE	DND	0-1	0-0	1-3	0-1	0-0	0-0	0-0	BUFF	BUFF
24	MCPHERSON	ELM	ELM	ELM	ELM	0-0	0-0	0-0	0-0	0-0	DND
25	SANGUINETTI	0-0	0-0	0-0	0-1	1-0	0-0	0-0	0-0	0-1	0-0
27	GOULAKOS	ELM	ELM	ELM	ELM	ELM	ELM	DND	DND	0-0	0-0
28	CARRIER	0-0	0-0	0-0	0-1	0-0	0-0	0-0	0-0	INJ	0-0
34	LEDUC	1-0	0-0	2-0	0-1	0-0	0-1	0-0	0-0	1-0	0-0
36	KALETA	0-0	0-0	DND	DND	DND	DND	DND	0-0	INJ	INJ
37	ELLIS	DND	DND	0-0	0-0	0-0	DND	DND	0-0	0-0	0-1
39	DUPUY	0-0	0-0	0-0	0-0	SICK	0-0	0-0	0-0	0-0	0-0
43	CATENACCI	INJ	0-0	0-0	1-0	1-0	0-0	0-0	0-0	1-0	0-0
47	ROBAK	0-0	0-0	0-0	0-0	0-0	0-0	0-0	0-0	0-1	0-0
49	PRAPAVESSIS	SICK	DND	0-0	DND	DND	DND	0-0	0-0	0-0	0-0
57	AUSTIN	1-0	0-0	0-0	0-0	0-0	0-0	0-0	0-0	0-0	0-1
65	DONOVAN	0-0	0-0	0-1	0-0	0-0	0-0	0-0	0-0	0-0	0-0
95	BAILEY	0-0	2-0	0-0	0-0	0-0	0-0	0-0	0-0	0-0	1-0
1	MAKAROV	DNP	DNP	L/5	DND	DND	DND	DNP	DND	DND	DND
30	ULLMARK	BUFF	BUFF	BUFF	BUFF	BUFF	BUFF	BUFF	L/4	DNP	DNP
31	LIEUWEN	SOW-2	OTL-4	DNP	DNP	W/1	DNP	DND	DNP	W/1	L/2
40	LEHNER	BUFF	BUFF	BUFF	W/5	DNP	L/2	L/4	BUFF	BUFF	BUFF
SCORE		3-2**	3-4*	2-5	5-4	2-1	1-2	0-4	0-4	2-1	1-2
POWER-PLAY		1-4	1-7	1-6	2-4	2-5	1-4	0-2	0-7	2-3	0-2
PENALTY KILL		4-5	3-3	2-6	4-5	3-3	1-1	3-4	1-3	2-3	0-0
ROCH PIM		10	8	12	12	13	4	13	11	8	29
OPP PIM		12	16	12	10	17	10	9	19	8	23
ROCH SHOTS		31	37	9	23	24	29	19	33	30	29
OPP SHOTS		27	34	39	28	38	22	39	25	23	30
GW/GT GOAL		#95-SOG	--	--	#43	#43	--	--	--	#34	--
GW/GT ASSIST		--	--	--	#15	#15	--	--	--	#20	--
		--	--	--	#16	#16	--	--	--	#47	--
EN GOAL		--	--	--	--	--	--	--	--	--	--
FIRST GOAL		#34	--	--	#16	#25	--	--	--	--	--
ROCH SO GOALS		3-3	--	--	--	--	--	--	--	--	--
OPP SO GOALS		1-2	--	--	--	--	--	--	--	--	--

* = Overtime Game
 ** = Shootout
 # = Empty Net Goal
 ND = No Decision

R = Replaced Starting Goalie
 () = Goalie Assist
 DND = Did Not Dress
 DNP = Did Not Play

REL = Released
 INJ = Injured
 BUFF = Buffalo Sabres-NHL
 ELM = Elmira-ECHL



SEASON IN REVIEW 2015-16

10-GAME SUMMARY



GAMES 41-50 : 1.22 - 2.14

NO	NAME	1/22 @GR	1/23 @GR	1/27 SYR	1/29 BING	1/30 @UTIC	2/5 @SYR	2/6 @BING	2/12 ALB	2/13 @ALB	2/14 @HART
5	RUHWEDEL	INJ	INJ	INJ	INJ	INJ	INJ	INJ	0-0	0-0	0-1
8	GARBOWSKY	DND	DND	ELM	ELM	ELM	ELM	ELM	ELM	ELM	ELM
11	SCHALLER	BUFF	BUFF	1-0	1-0	0-1	1-1	1-0	0-0	0-0	0-0
13	BAPTISTE	INJ	INJ	INJ	INJ	INJ	INJ	INJ	0-0	0-0	0-1
14	KEA	0-0	0-0	DND	DND	DND	0-0	0-0	0-0	0-0	DND
15	RODRIGUES	1-0	0-0	0-2	0-0	0-0	1-0	0-0	0-0	0-0	1-0
16	O'REILLY	BUFF	BUFF	0-2	1-0	0-0	INJ	INJ	0-0	0-0	0-0
18	NEVINS	0-0	0-0	0-0	0-0	0-0	0-0	0-0	0-0	0-0	0-0
19	D'AMIGO	2-0	0-1	1-0	0-0	0-0	0-0	1-0	0-0	0-0	0-0
20	AKESON	0-0	0-1	0-0	0-0	0-0	0-0	0-1	0-0	0-0	0-0
22	VARONE	BUFF	BUFF	2-2	0-1	0-0	0-1	0-1	BUFF	BUFF	0-0
24	MCPHERSON	0-0	1-0	ELM	ELM	ELM	ELM	ELM	ELM	ELM	0-0
25	SANGUINETTI	0-1	INJ	INJ	INJ	INJ	INJ	INJ	INJ	INJ	INJ
27	GOULAKOS	DND	0-0	0-0	0-0	0-0	0-0	DND	DND	DND	DND
28	CARRIER	0-1	0-1	0-1	0-0	0-0	1-2	0-2	0-0	0-0	1-0
34	LEDUC	0-0	0-0	0-1	0-0	0-0	0-1	0-1	0-0	0-0	0-0
36	KALETA	0-0	0-0	0-0	0-0	DND	0-0	0-0	0-0	0-0	INJ
37	ELLIS	0-0	0-0	DND	DND	0-1	0-0	0-0	0-0	0-0	0-0
39	DUPUY	1-1	0-0	0-0	0-0	0-1	0-0	0-0	0-0	0-0	0-0
43	CATENACCI	0-1	1-0	0-2	0-1	0-1	BUFF	BUFF	BUFF	BUFF	BUFF
47	ROBAK	0-1	0-0	0-1	0-1	0-0	0-0	0-1	0-0	0-0	0-0
49	PRAPAVESSIS	0-0	0-0	0-0	0-0	1-0	0-0	0-0	0-0	DND	DND
52	BOWMAN	COLO	COLO	COLO	COLO	COLO	COLO	0-0	DND	0-0	0-0
57	AUSTIN	0-0	0-0	0-0	0-0	0-0	0-0	0-0	0-0	0-0	0-0
65	DONOVAN	1-0	0-0	2-0	0-1	0-0	1-0	0-0	0-0	0-0	0-0
95	BAILEY	0-2	0-1	0-1	0-0	1-0	1-1	2-1	BUFF	BUFF	BUFF
1	MAKAROV	DND	INJ	INJ	INJ	INJ	INJ	INJ	INJ	INJ	INJ
30	ULLMARK	W/3	DNP	W/5	R-ND/1/1	L/3/1	W/4	DNP	L/1	DNP	L/3/1
31	LIEUWEN	DNP	W/0	DNP	S-L/3	DNP	DNP	W/0	DNP	L/2	DNP
SCORE		5-3#	2-0	6-5*	2-5#	2-4#	5-4	4-0	0-1	0-3	2-4#
POWER-PLAY		0-1	0-4	2-6	1-5	0-2	2-3	2-6	0-5	0-4	0-1
PENALTY KILL		4-5	6-6	2-2	1-2	2-2	2-3	2-2	3-3	2-3	2-2
ROCH PIM		10	16	11	9	4	23	16	6	47	4
OPP PIM		2	22	19	15	4	25	24	10	59	4
ROCH SHOTS		49	29	27	34	22	32	37	22	26	33
OPP SHOTS		44	42	25	28	32	43	23	28	26	20
GW/GT GOAL		#39	#43	#22	--	--	#15	#11	--	--	--
GW/GT ASSIST		--	#19	#43	--	--	--	#28	--	--	--
		--	#20	#47	--	--	--	#95	--	--	--
EN GOAL		#19	--	--	--	--	--	--	--	--	--
FIRST GOAL		--	#43	--	--	#49	#28	#11	--	--	--
ROCH SO GOALS		--	--	--	--	--	--	--	--	--	--
OPP SO GOALS		--	--	--	--	--	--	--	--	--	--

* = Overtime Game
 ** = Shootout
 # = Empty Net Goal
 ND = No Decision
 R = Replaced Starting Goalie

() = Goalie Assist
 DND = Did Not Dress
 DNP = Did Not Play
 REL = Released
 INJ = Injured

BUFF = Buffalo Sabres-NHL
 ELM = Elmira-ECHL
 COLO = Colorado-ECHL



SEASON IN REVIEW 2015-16

10-GAME SUMMARY



GAMES 51-60 : 2.19 - 3.13

NO	NAME	2/19 PORT	2/20 @SYR	2/21 WBS	2/25 @LE	2/27 @TOR	3/4 SPRG	3/5 TOR	3/11 UTIC	3/12 @SYR	3/13 BING
3	MORMINA	SYR	SYR	SYR	SYR	SYR	SYR	0-0	0-0	0-1	0-0
4	SDAO	BING	BING	BING	BING	BING	0-2	DND	DND	DND	0-1
5	RUHWEDEL	0-1	0-1	0-2	0-0	0-1	2-0	0-0	1-1	1-0	0-0
10	SCHNEIDER	BING	BING	BING	BING	BING	0-3	1-0	0-1	0-1	0-0
11	SCHALLER	0-0	3-1	0-1	0-0	0-2	0-1	0-2	0-0	0-1	0-0
12	O'DELL	BING	BING	BING	BING	BING	2-0	0-1	1-0	1-0	0-0
13	BAPTISTE	0-0	1-0	0-0	0-2	0-0	0-1	0-0	0-0	1-0	1-0
14	KEA	DND	DND	0-0	0-0	0-0	DND	0-0	0-0	0-0	0-0
15	RODRIGUES	0-1	0-0	0-0	0-0	1-1	0-3	0-0	0-0	1-0	0-0
16	O'REILLY	0-1	0-0	1-0	BUFF	BUFF	BUFF	BUFF	BUFF	BUFF	BUFF
18	NEVINS	INJ	INJ	INJ	0-0	0-0	DND	DND	DND	0-0	DND
19	D'AMIGO	0-0	0-0	0-0	2-0	0-0	0-1	1-0	0-0	0-2	0-0
20	AKESON	1-1	0-2	0-0	0-0	0-0	BING	BING	BING	BING	BING
22	VARONE	0-0	0-1	0-2	0-0	1-2	BING	BING	BING	BING	BING
24	MCPHERSON	ELM	ELM	ELM	ELM	ELM	ELM	ELM	ELM	ELM	ELM
25	SANGUINETTI	INJ	INJ	INJ	0-0	2-0	1-0	0-0	0-0	0-1	0-0
26	GUPTILL	BING	BING	BING	BING	BING	1-0	0-0	0-0	1-1	0-0
27	GOULAKOS	ELM	ELM	ELM	ELM	ELM	ELM	ELM	ELM	ELM	ELM
28	CARRIER	0-0	1-1	2-0	0-0	1-1	0-0	2-0	0-1	1-0	0-0
34	LEDUC	0-0	0-0	0-0	0-0	0-0	BING	BING	BING	BING	BING
36	KALETA	INJ	INJ	INJ	INJ	INJ	0-0	0-1	0-0	0-0	DND
37	ELLIS	0-0	0-0	0-0	0-0	0-0	0-0	DND	DND	DND	0-0
39	DUPUY	0-0	0-0	0-0	SICK	0-0	1-0	0-0	0-1	0-0	0-0
43	CATENACCI	1-0	1-0	0-0	0-1	0-1	BUFF	BUFF	BUFF	BUFF	BUFF
47	ROBAK	0-0	0-1	0-0	0-0	0-0	0-1	0-0	0-0	0-0	0-0
49	PRAPAVESSIS	DND	DND	DND	DND	DND	ELM	ELM	ELM	ELM	ELM
52	BOWMAN	0-0	0-1	0-0	0-0	DND	DND	DND	COLO	COLO	COLO
57	AUSTIN	0-0	0-0	0-0	0-0	0-0	0-0	0-0	0-0	0-3	0-0
65	DONOVAN	0-0	0-1	0-1	0-1	0-2	0-1	0-1	0-0	0-1	0-0
95	BAILEY	0-0	0-3	BUFF	BUFF	BUFF	0-1	0-1	1-0	1-1	0-0
1	MAKAROV	INJ	INJ	INJ	INJ	DND	DND	DND	DND	DND	DND
30	ULLMARK	OTW/1	W/2	DNP	L/4/1	S/L/6	DNP	W/2	W/1	W/4	DNP
31	LIEUWEN	DNP	DNP	OTW/2	DNP	R/ND/3/1	W/3	DNP	DNP	DNP	L/6
SCORE		2-1*	6-2#	3-2*	2-5#	5-10#	7-3	4-2#	3-1#	7-4##	1-6
POWER-PLAY		0-4	2-2	1-1	0-3	3-5	1-2	0-5	0-5	1-3	0-2
PENALTY KILL		3-3	4-5	3-3	0-2	0-1	4-6	3-3	4-4	4-6	1-3
ROCH PIM		6	17	8	4	4	17	11	8	33	13
OPP PIM		8	11	2	6	12	9	15	10	27	11
ROCH SHOTS		38	35	30	27	40	36	38	29	32	31
OPP SHOTS		44	53	38	30	34	26	42	31	29	32
GW/GT GOAL		#20	#13	#16	--	--	#5	#28	#95	#28	--
GW/GT ASSIST		#15	#47	#5	--	--	#10	--	#28	#57	--
		#16	#52	#22	--	--	#95	--	--	#95	--
EN GOAL		--	#43	--	--	--	--	#19	#5	#26,#13	--
FIRST GOAL		#43	#11	--	--	--	--	#10	#12	--	--
ROCH SO GOALS		--	--	--	--	--	--	--	--	--	--
OPP SO GOALS		--	--	--	--	--	--	--	--	--	--

* = Overtime Game
 ** = Shootout
 # = Empty Net Goal
 ND = No Decision
 R = Replaced Starting Goalie
 () = Goalie Assist

DND = Did Not Dress
 DNP = Did Not Play
 DNR = Did Not Report
 REL = Released
 INJ = Injured
 BUFF = Buffalo Sabres-NHL

ELM = Elmira-ECHL
 BING = Binghamton-AHL
 SYR = Syracuse-AHL
 COLO = Colorado-ECHL



SEASON IN REVIEW 2015-16

10-GAME SUMMARY



GAMES 61-70 : 3.16 - 4.3

NO	NAME	3/16 LV	3/19 @BING	3/20 PROV	3/23 STJS	3/25 STJS	3/26 @SYR	3/29 @UTIC	4/1 GR	4/2 @SYR	4/3 GR
3	MORMINA	0-1	0-0	0-0	0-0	0-0	0-1	0-0	0-0	0-0	0-0
4	SDAO	0-0	0-0	0-0	DND	DND	0-0	0-0	0-0	0-1	0-0
5	RUHWEDEL	1-0	1-0	0-0	1-0	0-0	0-0	0-1	0-0	INJ	INJ
7	HOHMANN	ELM	ELM	ELM	ELM	ELM	ELM	ELM	0-0	0-0	0-0
10	SCHNEIDER	1-0	0-1	0-0	0-0	0-1	0-0	0-1	0-0	0-1	1-0
11	SCHALLER	INJ	INJ	INJ	INJ	INJ	INJ	INJ	INJ	INJ	INJ
12	O'DELL	0-1	0-0	0-0	0-1	1-0	0-0	0-0	0-0	1-0	0-0
13	BAPTISTE	0-0	0-0	0-0	0-0	0-0	1-0	0-0	SICK	1-0	0-0
14	KEA	DND	DND	DND	DND	DND	0-0	0-0	0-0	0-0	0-1
15	RODRIGUES	0-0	0-0	0-0	0-0	0-1	0-0	0-0	0-0	0-1	0-0
16	O'REILLY	BUFF	BUFF	BUFF	BUFF	BUFF	BUFF	BUFF	BUFF	BUFF	BUFF
18	NEVINS	DND	0-0	DND	0-0	1-0	0-0	0-0	0-0	0-0	DND
19	D'AMIGO	0-0	0-0	0-0	1-1	0-1	0-0	0-0	0-0	0-1	0-0
25	SANGUINETTI	INJ	INJ	INJ	INJ	INJ	INJ	INJ	INJ	INJ	INJ
26	GUPTILL	0-0	0-1	0-0	0-0	0-1	0-0	0-0	0-1	DND	1-0
27	GOULAKOS	ELM	ELM	ELM	ELM	ELM	ELM	ELM	ELM	1-1	0-0
28	CARRIER	0-1	0-0	0-0	0-0	INJ	INJ	INJ	INJ	INJ	INJ
36	KALETA	0-0	0-0	0-0	DND	0-1	INJ	INJ	INJ	INJ	INJ
37	ELLIS	0-0	0-0	0-0	0-1	0-0	0-0	1-0	1-0	0-0	0-0
39	DUPUY	0-0	0-0	0-0	1-0	0-0	0-0	0-0	0-0	0-0	0-0
43	CATENACCI	0-0	BUFF	0-0	2-0	1-0	0-0	0-0	0-0	0-1	0-0
47	ROBAK	0-0	0-0	0-0	0-2	0-0	0-0	0-0	INJ	INJ	INJ
52	BOWMAN	COLO	COLO	DND	0-1	0-0	DND	DND	0-0	0-0	0-0
57	AUSTIN	0-0	0-0	0-0	0-0	0-0	0-0	0-0	0-1	0-0	0-2
65	DONOVAN	0-1	0-0	0-0	1-2	0-0	0-0	0-0	0-0	0-1	0-0
95	BAILEY	1-0	2-1	1-0	0-2	0-1	0-0	1-0	0-0	2-0	0-1
1	MAKAROV	DND	DNP	DND	R/W/1	R/ND/0	L/3	DNP	DNP	W/1	L/4/1
30	ULLMARK	W/1	L/5	L/3/1	S/ND/4	S/L/5	DNP	L/3	L/6	DNP	DNP
31	LIEUWEN	DNP	BUFF	BUFF	BUFF	BUFF	BUFF	BUFF	BUFF	BUFF	BUFF
SCORE		3-1	3-5	1-4#	6-5	3-5	1-3	2-3	1-6	5-1#	2-5#
POWER-PLAY		1-4	2-4	0-3	1-5	0-5	0-4	1-5	0-4	0-2	0-3
PENALTY KILL		5-5	5-6	2-3	2-2	4-4	1-2	3-3	3-3	4-5	2-3
ROCH PIM		19	21	23	13	10	10	6	6	10	11
OPP PIM		17	19	13	19	12	14	10	8	4-5	11
ROCH SHOTS		31	35	37	34	46	40	27	42	32	32
OPP SHOTS		43	31	34	25	32	32	36	29	43	38
GW/GT GOAL		#95	--	--	#5	--	--	--	--	#95	--
GW/GT ASSIST		#3	--	--	#12	--	--	--	--	#4	--
		#28	--	--	#95	--	--	--	--	#65	--
EN GOAL		--	--	--	--	--	--	--	--	#13	--
FIRST GOAL		#10	#95	--	--	#18	--	#95	#37	#12	#10
ROCH SO GOALS		--	--	--	--	--	--	--	--	--	--
OPP SO GOALS		--	--	--	--	--	--	--	--	--	--

* = Overtime Game
 ** = Shootout
 # = Empty Net Goal
 ND = No Decision
 R = Replaced Starting Goalie

() = Goalie Assist
 DND = Did Not Dress
 DNP = Did Not Play
 REL = Released
 INJ = Injured

BUFF = Buffalo Sabres-NHL
 ELM = Elmira-ECHL
 COLO = Colorado-ECHL



SEASON IN REVIEW 2015-16

10-GAME SUMMARY



GAMES 71-76 : 4.8 - 4.17

NO	NAME	4/8 BING	4/9 LE	4/10 @LE	4/15 ALB	4/16 @TOR	4/17 @TOR
3	MORMINA	0-0	0-0	0-0	0-0	0-0	0-0
4	SDAO	0-0	DND	DND	DND	DND	0-0
5	RUHWEDEL	0-0	0-0	0-0	0-0	0-0	0-1
10	SCHNEIDER	BUFF	BUFF	0-1	0-0	0-0	1-0
11	SCHALLER	INJ	INJ	INJ	0-0	0-0	0-0
12	O'DELL	0-0	1-1	INJ	INJ	INJ	INJ
13	BAPTISTE	0-1	1-1	0-0	0-0	0-0	0-1
14	KEA	0-0	0-0	0-0	DND	DND	0-0
15	RODRIGUES	BUFF	BUFF	0-0	0-0	0-0	0-2
16	O'REILLY	BUFF	BUFF	BUFF	0-0	0-1	0-0
18	NEVINS	0-0	0-0	DND	DND	0-0	DND
19	D'AMIGO	0-0	0-0	0-0	DND	0-0	DND
20	CORNEL	0-0	0-0	0-1	0-0	0-0	0-0
23	WILSON	DND	0-0	1-0	0-0	DND	DND
25	SANGUINETTI	INJ	INJ	INJ	INJ	INJ	INJ
26	GUPTILL	0-0	0-0	0-1	0-0	0-0	0-0
28	CARRIER	INJ	INJ	INJ	INJ	INJ	INJ
29	ESTEPHAN	0-0	0-0	1-0	0-0	0-0	0-0
36	KALETA	INJ	INJ	INJ	INJ	INJ	INJ
37	ELLIS	0-0	0-0	0-0	0-0	DND	0-0
39	DUPUY	1-0	0-1	0-0	0-0	0-0	1-0
43	CATENACCI	INJ	INJ	INJ	INJ	INJ	INJ
45	GUHLE	0-1	0-2	0-0	0-0	1-0	0-0
47	ROBAK	0-0	0-0	0-0	0-0	0-0	0-0
57	AUSTIN	0-0	0-0	0-0	0-0	0-0	0-0
65	DONOVAN	0-0	0-0	0-1	0-0	0-0	DND
95	BAILEY	0-0	1-0	0-0	0-0	0-1	0-0
1	MAKAROV	DNP	DNP	W/O	DND	DND	DND
30	ULLMARK	L/3	BUFF	DND	L/5	DNP	L/3/1
31	LIEUWEN	DND	OTL/4	DNP	DNP	L/3	DNP
SCORE		1-3	3-4*	2-0	0-5	1-3	2-4#
POWER-PLAY		0-2	1-3	1-2	0-4	0-2	1-3
PENALTY KILL		3-3	3-4	2-2	3-4	1-2	3-3
ROCH PIM		6	8	11	23	6	26
OPP PIM		4	6	11	23	6	6
ROCH SHOTS		39	31	15	27	34	47
OPP SHOTS		26	33	30	43	24	42
GW/GT GOAL		--	--	#23	--	--	--
GW/GT ASSIST		--	--	#20	--	--	--
		--	--	#26	--	--	--
EN GOAL		--	--	--	--	--	--
FIRST GOAL		--	#12	#23	--	--	--
ROCH SO GOALS		--	--	--	--	--	--
OPP SO GOALS		--	--	--	--	--	--

* = Overtime Game
 ** = Shootout
 # = Empty Net Goal
 ND = No Decision

R = Replaced Starting Goalie
 () = Goalie Assist
 DND = Did Not Dress
 DNP = Did Not Play

REL = Released
 INJ = Injured
 BUFF = Buffalo Sabres-NHL
 ELM = Elmira-ECHL



AHL Affiliate of
the Buffalo Sabres

RECORD BOOK





RECORD BOOK

YEAR-BY-YEAR STANDINGS

1956-57 REGULAR SEASON STANDINGS

Teams	GP	W	L	T	PTS	GF	GA
Providence	64	34	22	8	76	236	168
Cleveland	64	35	26	3	73	249	210
Rochester	64	34	25	5	73	224	199
Hershey	64	32	28	4	68	223	237
Buffalo	64	25	37	2	52	209	270
Springfield	64	19	41	4	42	217	274

1957 Playoffs

Teams	Series	Team	Series
Rochester	4	Providence	1
Cleveland	4	Hershey	3
Cleveland	4	Rochester	1

1957-58 REGULAR SEASON STANDINGS

Teams	GP	W	L	T	PTS	GF	GA
Hershey	70	39	24	7	85	241	198
Cleveland	70	39	28	3	81	232	163
Providence	70	33	32	5	71	237	220
Springfield	70	29	33	8	66	231	246
Rochester	70	29	35	6	64	205	242
Buffalo	70	25	42	3	53	224	301

1958 Playoffs

Teams	Series	Team	Series
Hershey	4	Providence	1
Springfield	4	Cleveland	3
Hershey	4	Springfield	2

1958-59 REGULAR SEASON STANDINGS

Teams	GP	W	L	T	PTS	GF	GA
Buffalo	70	38	28	4	80	233	201
Cleveland	70	37	30	3	77	261	252
Rochester	70	34	31	5	73	242	209
Hershey	70	32	32	6	70	200	202
Springfield	70	30	38	2	62	253	282
Providence	70	28	40	2	58	222	265

1959 Playoffs

Teams	Series	Team	Series
Buffalo	4	Rochester	1
Hershey	4	Cleveland	3
Hershey	4	Buffalo	2

1959-60 REGULAR SEASON STANDINGS

Teams	GP	W	L	T	PTS	GF	GA
Springfield	72	43	23	6	92	280	219
Rochester	72	40	27	5	85	285	211
Providence	72	38	32	2	78	251	237
Cleveland	72	34	30	8	76	267	229
Buffalo	72	33	35	4	70	251	271
Hershey	72	28	37	7	63	226	238
Quebec	72	19	51	2	40	178	333

1960 Playoffs

Teams	Series	Team	Series
Springfield	4	Providence	1
Rochester	4	Cleveland	3
Springfield	4	Rochester	1

1960-61 REGULAR SEASON STANDINGS

Teams	GP	W	L	T	PTS	GF	GA
Springfield	72	49	22	1	99	344	206
Hershey	72	36	32	4	76	218	210
Cleveland	72	36	35	1	73	231	234
Buffalo	72	35	34	3	73	259	261
Rochester	72	32	36	4	68	261	244
Quebec	72	30	39	3	63	217	267
Providence	72	26	46	0	52	225	333

1961 Playoffs

Teams	Series	Team	Series
Springfield	4	Cleveland	0
Hershey	4	Buffalo	0
Springfield	4	Hershey	0

1961-62 REGULAR SEASON STANDINGS

Eastern Division	GP	W	L	T	PTS	GF	GA
Springfield	70	45	22	3	93	292	194
Hershey	70	37	28	5	79	236	213
Providence	70	36	32	2	74	261	267
Quebec	70	30	36	4	64	208	207
Western Division	GP	W	L	T	PTS	GF	GA
Cleveland	70	39	28	3	81	255	203
Buffalo	70	36	31	3	75	247	219
Rochester	70	33	31	6	72	234	240
Pittsburgh	70	10	58	2	22	177	367

1962 Playoffs

Teams	Series	Team	Series
Hershey	2	Providence	1
Buffalo	2	Rochester	0
Springfield	4	Cleveland	2
Buffalo	3	Hershey	1
Springfield	4	Buffalo	1

1962-63 REGULAR SEASON STANDINGS

Eastern Division	GP	W	L	T	PTS	GF	GA
Providence	72	38	29	5	81	239	203
Hershey	72	36	28	8	80	262	231
Baltimore	72	35	30	7	77	226	244
Quebec	72	33	28	11	77	206	210
Springfield	72	33	31	8	74	282	236
Western Division	GP	W	L	T	PTS	GF	GA
Buffalo	72	41	24	7	89	237	199
Cleveland	72	31	34	7	69	270	253
Rochester	72	24	39	9	57	241	270
Pittsburgh	72	20	48	4	44	200	317

1963 Playoffs

Teams	Series	Team	Series
Cleveland	2	Rochester	0
Hershey	2	Baltimore	1
Hershey	3	Cleveland	2
Buffalo	4	Providence	2
Buffalo	4	Hershey	3





RECORD BOOK

YEAR-BY-YEAR STANDINGS

1963-64 REGULAR SEASON STANDINGS

Eastern Division	GP	W	L	T	PTS	GF	GA
Quebec	72	41	30	1	83	258	225
Hershey	72	36	31	5	77	236	249
Providence	72	32	35	5	69	248	239
Baltimore	72	32	44	5	51	238	292
Western Division	GP	W	L	T	PTS	GF	GA
Pittsburgh	72	40	29	3	83	242	196
Rochester	72	40	30	2	82	256	223
Cleveland	72	37	30	5	79	239	207
Buffalo	72	25	40	7	57	194	260

1964 Playoffs

Teams	Series	Team	Series
Hershey	2	Providence	1
Cleveland	2	Rochester	0
Quebec	4	Pittsburgh	1
Cleveland	3	Hershey	0
Cleveland	4	Quebec	0

1964-65 REGULAR SEASON STANDINGS

Eastern Division	GP	W	L	T	PTS	GF	GA
Quebec	72	44	26	2	90	280	223
Hershey	72	36	32	4	76	246	243
Baltimore	72	35	32	5	75	275	249
Springfield	72	29	39	4	62	237	273
Providence	72	20	50	2	42	193	312
Western Division	GP	W	L	T	PTS	GF	GA
Rochester	72	48	21	3	99	310	199
Buffalo	72	40	26	6	86	261	218
Pittsburgh	72	29	36	7	65	228	256
Cleveland	72	24	43	5	53	228	285

1965 Playoffs - 1st Calder Cup

Teams	Series	Team	Series
Hershey	3	Baltimore	2
Buffalo	3	Pittsburgh	1
Hershey	3	Buffalo	2
Rochester	4	Quebec	1
Rochester	4	Hershey	1

1965-66 REGULAR SEASON STANDINGS

Eastern Division	GP	W	L	T	PTS	GF	GA
Quebec	72	47	21	4	98	337	226
Hershey	72	37	30	5	79	268	232
Springfield	72	31	38	3	65	207	235
Baltimore	72	27	43	2	56	212	254
Providence	72	20	49	3	43	184	310
Western Division	GP	W	L	T	PTS	GF	GA
Rochester	72	46	21	5	97	288	221
Cleveland	72	38	32	2	78	243	217
Pittsburgh	72	38	33	1	77	236	218
Buffalo	72	29	40	3	61	215	243

1966 Playoffs - 2nd Calder Cup

Teams	Series	Team	Series
Springfield	3	Hershey	0
Cleveland	3	Pittsburgh	0
Rochester	4	Quebec	2
Cleveland	3	Springfield	0
Rochester	4	Cleveland	2

1966-67 REGULAR SEASON STANDINGS

Eastern Division	GP	W	L	T	PTS	GF	GA
Hershey	72	38	24	10	86	273	216
Baltimore	72	35	27	10	80	252	247
Quebec	72	35	30	7	77	275	249
Springfield	72	32	31	19	73	267	261
Providence	72	13	46	13	39	210	329
Western Division	GP	W	L	T	PTS	GF	GA
Pittsburgh	72	41	21	10	92	282	209
Rochester	72	38	25	9	85	300	223
Cleveland	72	36	27	9	81	284	230
Buffalo	72	14	51	7	35	207	386

1967 Playoffs

Teams	Series	Team	Series
Hershey	2	Providence	1
Cleveland	2	Rochester	0
Quebec	4	Pittsburgh	1
Cleveland	3	Hershey	0
Cleveland	4	Quebec	0

1967-68 REGULAR SEASON STANDINGS

Eastern Division	GP	W	L	T	PTS	GF	GA
Hershey	72	34	30	8	76	276	248
Springfield	72	31	33	8	70	247	276
Providence	72	30	33	9	69	235	272
Baltimore	72	28	34	10	66	235	255
Western Division	GP	W	L	T	PTS	GF	GA
Rochester	72	38	25	9	85	273	233
Quebec	72	33	28	11	77	277	240
Buffalo	72	32	28	12	76	238	224
Cleveland	72	28	30	14	70	236	255

1968 Playoffs - 3rd Calder Cup

Teams	Series	Team	Series
Providence	3	Springfield	1
Quebec	3	Buffalo	2
Rochester	4	Hershey	1
Quebec	3	Providence	1
Rochester	4	Quebec	2

1968-69 REGULAR SEASON STANDINGS

Eastern Division	GP	W	L	T	PTS	GF	GA
Hershey	74	41	27	6	88	307	234
Baltimore	74	33	34	7	73	266	257
Providence	74	32	36	6	70	242	284
Springfield	74	27	36	11	65	257	274
Western Division	GP	W	L	T	PTS	GF	GA
Buffalo	74	41	18	15	97	282	192
Cleveland	74	30	32	12	72	213	245
Quebec	74	26	34	14	66	235	258
Rochester	74	25	38	11	61	237	295

1969 Playoffs

Teams	Series	Team	Series
Providence	3	Baltimore	1
Quebec	3	Cleveland	2
Quebec	3	Providence	2
Hershey	4	Buffalo	2
Hershey	4	Quebec	1





RECORD BOOK

YEAR-BY-YEAR STANDINGS

1969-70 REGULAR SEASON STANDINGS

Eastern Division	GP	W	L	T	PTS	GF	GA
Montreal	72	43	15	14	100	327	195
Springfield	72	38	29	5	81	287	287
Quebec	72	27	39	6	60	221	272
Providence	72	23	36	13	59	218	267

Western Division	GP	W	L	T	PTS	GF	GA
Buffalo	72	40	17	15	95	280	193
Hershey	72	28	28	16	72	247	249
Baltimore	72	25	30	17	67	230	252
Cleveland	72	23	33	16	62	222	255
Rochester	72	18	38	16	52	253	315

1970 Playoffs

Teams	Series	Team	Series
Montreal	4	Baltimore	1
Buffalo	4	Quebec	2
Springfield	4	Hershey	3
Buffalo	4	Springfield*	0

*Montreal eliminated by Springfield & Buffalo via round-robin play

1970-71 REGULAR SEASON STANDINGS

Eastern Division	GP	W	L	T	PTS	GF	GA
Providence	72	28	31	13	69	257	270
Montreal	72	27	31	14	68	215	239
Springfield	72	29	35	8	66	244	281
Quebec	72	25	31	16	66	211	240

Western Division	GP	W	L	T	PTS	GF	GA
Baltimore	72	40	23	9	89	263	224
Cleveland	72	39	26	7	85	272	208
Hershey	72	31	31	10	72	238	212
Rochester	72	25	36	11	61	222	248

1971 Playoffs

Teams	Series	Team	Series
Springfield	1	Quebec	0
Springfield	3	Montreal	0
Cleveland	3	Hershey	1
Providence	4	Baltimore	2
Springfield	3	Cleveland	1
Springfield	4	Providence	0

1971-72 REGULAR SEASON STANDINGS

Eastern Division	GP	W	L	T	PTS	GF	GA
Boston	76	41	21	14	96	260	191
Nova Scotia	76	41	21	14	96	274	202
Springfield	76	31	30	15	77	273	266
Providence	76	28	37	11	67	250	274
Rochester	76	28	38	10	66	242	311

Western Division	GP	W	L	T	PTS	GF	GA
Baltimore	76	34	31	11	79	240	249
Hershey	76	33	30	13	79	266	253
Cincinnati	76	30	28	18	78	252	258
Cleveland	76	32	34	10	74	269	263
Richmond	76	29	34	13	71	237	218
Tidewater	76	22	45	9	53	197	275

1972 Playoffs

Teams Series	Team Series	Team Series	Team Series	Team Series
Boston 4	Providence 1	Nova Scotia 4	Boston 0	
Nova Scotia 4	Springfield 1	Baltimore 4	Cincinnati 2	
Baltimore 4	Cleveland 2	Nova Scotia 4	Baltimore 2	
Cincinnati 4	Hershey 0			

1972-73 REGULAR SEASON STANDINGS

Eastern Division	GP	W	L	T	PTS	GF	GA
Nova Scotia	76	43	18	15	101	316	191
Boston	76	34	29	3	81	248	256
Rochester	76	33	31	12	78	239	276
Providence	76	32	30	14	78	253	255
Springfield	76	18	42	16	52	265	344
New Haven	76	16	40	20	52	246	331

Western Division	GP	W	L	T	PTS	GF	GA
Cincinnati	76	54	17	5	113	351	206
Hershey	76	42	23	11	95	326	231
Virginia	76	38	22	16	92	258	221
Richmond	76	30	36	10	70	272	280
Jacksonville	76	23	44	9	55	251	329
Baltimore	76	17	48	11	45	210	315

1973 Playoffs

Teams Series	Team Series	Team Series	Team Series
Nova Scotia 4	Providence 2	Nova Scotia 4	Boston 0
Boston 4	Rochester 2	Cincinnati 4	Virginia 2
Cincinnati 4	Richmond 0	Cincinnati 4	Nova Scotia 1
Virginia 4	Hershey 3		

1973-74 REGULAR SEASON STANDINGS

Eastern Division	GP	W	L	T	PTS	GF	GA
Rochester	76	42	21	13	97	296	248
Providence	76	38	26	12	88	330	244
Nova Scotia	76	37	27	12	86	263	223
New Haven	76	35	31	10	80	291	275
Boston	76	23	40	13	59	239	297
Springfield	76	21	40	15	57	251	327

Western Division	GP	W	L	T	PTS	GF	GA
Baltimore	76	42	24	10	94	310	232
Hershey	76	39	23	14	92	320	241
Cincinnati	76	40	25	11	91	273	233
Richmond	76	22	40	14	58	248	320
Jacksonville	76	24	44	8	56	244	334
Virginia	76	22	44	10	54	216	307

1974 Playoffs

Teams Series	Team Series	Team Series	Team Series
New Haven 4	Rochester 2	Providence 4	New Haven 0
Providence 4	Nova Scotia 2	Hershey 4	Baltimore 0
Baltimore 4	Richmond 1	Hershey 4	Providence 1
Hershey 4	Cincinnati 1		



1974-75 REGULAR SEASON STANDINGS

Eastern Division	GP	W	L	T	PTS	GF	GA
Providence	76	43	21	12	98	317	263
Rochester	76	42	25	9	93	317	243
Nova Scotia	75	40	26	9	89	270	227
Springfield	75	33	30	12	78	299	256
New Haven	76	30	35	11	71	282	302
Western Division	GP	W	L	T	PTS	GF	GA
Virginia	75	31	31	13	75	254	250
Richmond	75	29	39	7	65	262	293
Hershey	75	27	38	10	64	259	303
Syracuse	75	21	43	11	53	254	332
Baltimore*	46	14	22	10	38	136	180

*Disbanded 1/23/75

1975 Playoffs

Teams	Series	Team	Series	Team	Series	Team	Series
Springfield	4	Providence	2	Springfield	4	Rochester	2
Rochester	4	Nova Scotia	2	New Haven	4	Hershey	1
New Haven	4	Virginia	1	Springfield	4	New Haven	1
Hershey	4	Richmond	3				

1975-76 REGULAR SEASON STANDINGS

Eastern Division	GP	W	L	T	PTS	GF	GA
Nova Scotia	76	48	20	8	104	326	209
Rochester	76	42	25	9	93	304	243
Providence	76	34	34	8	76	294	300
Springfield	76	33	39	4	70	267	321
Western Division	GP	W	L	T	PTS	GF	GA
Hershey	76	39	31	6	84	304	275
Richmond	76	29	39	8	66	262	297
New Haven	76	29	39	8	66	261	295
Baltimore	76	21	48	7	49	238	316

1976 Playoffs

Teams	Series	Team	Series
Rochester	3	Providence	0
Richmond	3	New Haven	0
Nova Scotia	4	Rochester	0
Hershey	4	Richmond	1
Nova Scotia	4	Hershey	1

1976-77 REGULAR SEASON STANDINGS

Team	GP	W	L	T	PTS	GF	GA
Nova Scotia	80	52	22	6	110	308	225
New Haven	80	43	31	6	92	333	287
Rochester	80	42	33	5	89	320	273
Hershey	80	36	38	6	78	282	293
Springfield	80	28	51	1	57	302	390
Rhode Island	80	25	51	4	54	282	359

1977 Playoffs

Teams	Series	Team	Series
Nova Scotia	4	Hershey	2
Rochester	4	New Haven	2
Nova Scotia	4	Rochester	2

1977-78 REGULAR SEASON STANDINGS

Northern Division	GP	W	L	T	PTS	GF	GA
Maine	80	43	28	9	95	305	256
Nova Scotia	81	37	28	16	90	304	250

1977-78 REGULAR SEASON STANDINGS continued

Northern Division	GP	W	L	T	PTS	GF	GA
Springfield	81	39	33	9	87	348	350
Binghamton	81	27	46	8	62	287	377
Southern Division	GP	W	L	T	PTS	GF	GA
Rochester	81	43	31	7	93	332	296
New Haven	80	38	31	11	87	313	292
Philadelphia	81	35	35	11	81	294	290
Hershey	81	27	44	10	64	281	324
Hampton*	46	15	28	3	33	142	171

* Disbanded 2/10/78

1978 Playoffs

Teams	Series	Team	Series
Nova Scotia	3	Springfield	1
New Haven	3	Philadelphia	1
Maine	4	Nova Scotia	3
New Haven	4	Rochester	2

1978-79 REGULAR SEASON STANDINGS

Northern Division	GP	W	L	T	PTS	GF	GA
Maine	80	45	22	13	103	350	252
New Brunswick	80	41	29	10	92	315	288
Nova Scotia	80	39	37	4	82	313	302
Springfield	80	33	38	9	75	289	290
Southern Division	GP	W	L	T	PTS	GF	GA
New Haven	80	46	25	9	101	346	271
Hershey	79	35	36	8	78	311	324
Binghamton	79	32	42	5	69	300	320
Rochester	80	26	42	12	64	289	349
Philadelphia	80	23	49	8	54	230	347

1979 Playoffs

Teams	Series	Team	Series
Nova Scotia	3	New Brunswick	2
Binghamton	3	Hershey	1
Maine	4	Nova Scotia	2
New Haven	4	Binghamton	2
Maine	4	New Haven	0

1979-80 REGULAR SEASON STANDINGS

Northern Division	GP	W	L	T	PTS	GF	GA
New Brunswick	79	44	27	8	96	325	271
Nova Scotia	79	43	29	7	93	331	271
Maine	80	41	28	11	93	307	266
Adirondack	80	32	37	11	75	297	309
Springfield	80	31	37	12	74	292	302
Southern Division	GP	W	L	T	PTS	GF	GA
New Haven	80	46	25	9	101	350	305
Hershey	80	35	29	6	76	289	273
Syracuse	80	31	42	7	69	303	364
Rochester	80	28	42	10	66	260	327
Binghamton	80	24	49	7	55	268	334

1980 Playoffs

Teams	Series	Team	Series	Team	Series	Team	Series
New Brunswick	4	Adirondack	1	New Brunswick	4	Maine	2
Maine	4	Nova Scotia	2	Hershey	4	New Haven	2
New Haven	4	Rochester	0	Hershey	4	New Brunswick	2
Hershey	4	Syracuse	0				



1980-81 REGULAR SEASON STANDINGS

Northern Division	GP	W	L	T	PTS	GF	GA
Maine	80	45	28	7	97	319	292
New Brunswick	80	37	33	10	84	317	298
Nova Scotia	80	38	37	5	81	335	298
Springfield	80	34	41	5	73	312	343

Southern Division	GP	W	L	T	PTS	GF	GA
Hershey	80	47	24	9	103	357	299
Adirondack	80	35	40	5	75	305	328
Binghamton	80	32	42	6	70	296	336
New Haven	80	29	40	11	69	295	321
Rochester	80	30	42	8	68	295	316

1981 Playoffs

Teams Series	Team Series	Team Series	Team Series
Maine 4	Springfield 3	Maine 4	New Brunswick 3
New Brunswick 4	Nova Scotia 2	Adirondack 4	Hershey 2
Hershey 4	New Haven 0	Adirondack 4	Maine 2
Adirondack 4	Binghamton 2		

1981-82 REGULAR SEASON STANDINGS

Northern Division	GP	W	L	T	PTS	GF	GA
New Brunswick	80	48	21	11	107	338	227
Maine	80	47	26	7	101	325	272
Nova Scotia	80	35	35	10	80	330	313
Springfield	80	32	43	5	69	278	319
Fredericton	80	20	55	5	45	275	408

Southern Division	GP	W	L	T	PTS	GF	GA
Binghamton	80	46	28	6	98	329	266
Rochester	80	40	31	9	89	325	286
New Haven	80	39	33	8	86	292	276
Hershey	80	36	38	6	78	316	347
Adirondack	80	34	37	9	77	299	285
Erie	80	22	52	6	50	317	425

1982 Playoffs

Teams Series	Team Series	Team Series	Team Series
New Brunswick 3	Adirondack 2	New Brunswick 4	Nova Scotia 1
Nova Scotia 3	Maine 1	Binghamton 4	Rochester 1
Binghamton 3	Hershey 2	New Brunswick 4	Binghamton 1
Rochester 3	New Haven 1		

1982-83 REGULAR SEASON STANDINGS

Northern Division	GP	W	L	T	PTS	GF	GA
Fredericton	80	45	27	8	98	348	284
Nova Scotia	80	41	34	5	87	378	333
Maine	80	39	33	8	86	342	309
Adirondack	80	36	39	5	77	329	343
Moncton	80	34	39	7	75	304	315
Sherbrooke	80	22	54	4	48	288	390

Southern Division	GP	W	L	T	PTS	GF	GA
Rochester	80	46	25	9	101	389	325
Hershey	80	40	35	5	85	313	308
New Haven	80	38	34	8	84	337	329
Binghamton	80	36	36	8	80	320	333
Baltimore	80	35	36	9	79	362	366
St. Catharines	80	33	41	6	72	335	368
Springfield	80	31	43	6	68	282	324

1983 Playoffs - 4th Calder Cup

Teams Series	Team Series	Team Series	Team Series
Fredericton 4	Adirondack 2	Maine 4	Fredericton 2
Maine 4	Nova Scotia 3	Rochester 4	New Haven 3
Rochester 4	Binghamton 1	Rochester 4	Maine 0
New Haven 4	Hershey 1		

1983-84 REGULAR SEASON STANDINGS

Northern Division	GP	W	L	T	PTS	GF	GA
Fredericton	80	45	30	5	95	340	262
Adirondack	80	37	29	14	88	344	330
Maine	80	33	36	11	77	310	312
Nova Scotia	80	32	37	11	75	277	288
Moncton	80	32	40	8	72	251	278
Sherbrooke	80	22	53	5	49	301	419

Southern Division	GP	W	L	T	PTS	GF	GA
Baltimore	80	46	24	10	102	384	304
Rochester	80	46	32	2	94	363	300
St. Catharines	80	43	31	6	92	364	346
Springfield	80	39	35	6	84	344	340
New Haven	80	36	40	4	76	365	371
Binghamton	80	33	43	4	70	359	388
Hershey	80	28	42	10	66	320	384

1984 Playoffs

Teams Series	Team Series	Team Series	Team Series
Nova Scotia 4	Fredericton 3	Maine 4	Nova Scotia 1
Maine 4	Adirondack 3	Rochester 4	Baltimore 2
Baltimore 4	Springfield 0	Maine 4	Rochester 1
Rochester 4	St. Catharines 3		

1984-85 REGULAR SEASON STANDINGS

Northern Division	GP	W	L	T	PTS	GF	GA
Maine	80	38	32	10	86	296	266
Fredericton	80	36	36	8	80	279	301
Sherbrooke	80	37	38	5	79	323	329
Nova Scotia	80	36	37	7	79	292	295
Adirondack	80	35	37	8	78	290	336
Moncton	80	32	40	8	72	291	300

Southern Division	GP	W	L	T	PTS	GF	GA
Binghamton	80	52	20	8	112	388	265
Baltimore	80	45	27	8	98	326	252
Rochester	80	40	27	13	93	333	301
Springfield	80	36	40	4	76	322	326
New Haven	80	31	41	8	70	315	341
Hershey	80	26	43	11	63	315	339
St. Catharines	80	24	50	6	54	272	391

1985 Playoffs

Teams Series	Team Series	Team Series	Team Series
Maine 4	Nova Scotia 2	Sherbrooke 4	Maine 1
Sherbrooke 4	Fredericton 2	Baltimore 4	Binghamton 0
Binghamton 4	Springfield 0	Sherbrooke 4	Baltimore 2
Baltimore 4	Rochester 1		





1985-86 REGULAR SEASON STANDINGS

Northern Division		GP	W	L	T	PTS	GF	GA
Adirondack		80	41	31	8	90	339	298
Maine		80	40	31	9	89	274	285
Moncton		80	34	34	12	80	294	307
Fredericton		80	35	37	8	78	319	311
Sherbrooke		80	33	38	9	75	340	341
Nova Scotia		80	29	43	8	66	314	353
Southern Division		GP	W	L	T	PTS	GF	GA
Hershey		80	48	29	3	99	346	292
Binghamton		80	41	34	5	87	316	290
St. Catharines		80	38	37	5	81	304	308
New Haven		80	36	37	7	79	340	343
Springfield		80	36	39	5	77	301	309
Rochester		80	34	39	7	75	320	337
Baltimore		80	28	44	8	64	271	304

1986 Playoffs

Teams Series	Team Series	Team Series	Team Series	Team Series	Series
Adirondack 4	Fredericton 2	Adirondack 4	Moncton 1		
Moncton 4	Maine 1	Hershey 4	St. Catharines 3		
Hershey 4	New Haven 1	Adirondack 4	Hershey 2		
St. Catharines 4	Binghamton 2				

1986-87 REGULAR SEASON STANDINGS

Northern Division		GP	W	L	T	PTS	GF	GA
Sherbrooke		80	50	28	2	102	328	257
Adirondack		80	44	31	5	93	329	296
Moncton		80	43	31	6	92	338	315
Nova Scotia		80	38	39	3	79	318	315
Maine		80	35	40	5	75	272	298
Fredericton		80	32	43	5	69	292	357
Southern Division		GP	W	L	T	PTS	GF	GA
Rochester		80	47	26	7	101	315	263
Binghamton		80	47	26	7	101	309	259
New Haven		80	44	25	11	99	331	315
Hershey		80	43	36	1	87	329	309
Baltimore		80	35	37	8	78	277	295
Springfield		80	34	40	6	74	296	344
Newmarket		80	28	48	4	60	226	337

1987 Playoffs - 5th Calder Cup

Teams Series	Team Series	Team Series	Team Series
Sherbrooke 4	Nova Scotia 1	Sherbrooke 4	Adirondack 1
Adirondack 4	Moncton 2	Rochester 4	Binghamton 2
Rochester 4	Hershey 1	Rochester 4	Sherbrooke 3
Binghamton 4	New Haven 3		

1987-88 REGULAR SEASON STANDINGS

Northern Division		GP	W	L	T	PTS	GF	GA
Maine		80	44	29(4)	7	99	308	284
Fredericton		80	42	30(3)	8	95	370	318
Sherbrooke		80	42	34(1)	4	89	316	243
Nova Scotia		80	35	36(2)	9	81	323	343
New Haven		80	33	40(3)	7	76	288	307
Moncton		80	27	45(2)	8	64	286	358
Springfield		80	27	45(1)	8	63	269	333
Southern Division		GP	W	L	T	PTS	GF	GA
Hershey		80	50	27(2)	3	105	343	256
Rochester		80	46	27(1)	7	100	328	272
Adirondack		80	42	27(4)	11	99	306	275
Binghamton		80	38	34(3)	8	87	353	300
Utica		80	34	35(2)	11	81	318	307
Newmarket		80	33	39(6)	8	80	282	328
Baltimore		80	13	58	9	35	268	434

() - 1 point for Overtime loss

1988 Playoffs

Teams Series	Team Series	Team Series	Team Series
Maine 4	Nova Scotia 1	Fredericton 4	Maine 1
Fredericton 4	Sherbrooke 2	Hershey 4	Adirondack 0
Hershey 4	Binghamton 0	Hershey 4	Fredericton 0
Adirondack 4	Rochester 3		

1988-89 REGULAR SEASON STANDINGS

Northern Division		GP	W	L	T	PTS	GF	GA
Sherbrooke		80	47	24	9	103	348	261
Halifax		80	42	30	8	92	345	300
Moncton		80	37	34	9	83	320	313
New Haven		80	35	35	10	80	325	309
Maine		80	32	40	8	72	262	317
Springfield		80	32	44	4	68	287	341
Cape Breton		80	27	47	6	60	308	388
Southern Division		GP	W	L	T	PTS	GF	GA
Adirondack		80	47	27	6	100	369	294
Hershey		80	40	30	10	90	361	309
Utica		80	37	34	9	83	309	295
Newmarket		80	38	36	6	82	339	334
Rochester		80	38	37	5	81	305	302
Baltimore		80	30	46	4	64	317	347
Binghamton		80	28	46	6	62	307	392

1988 Playoffs

Teams Series	Team Series	Team Series	Team Series
New Haven 4	Sherbrooke 2	New Haven 4	Moncton 2
Moncton 4	Halifax 0	Adirondack 4	Hershey 3
Adirondack 4	Newmarket 1	Adirondack 4	New Haven 1
Hershey 4	Utica 1		



1989-90 REGULAR SEASON STANDINGS

Northern Division		GP	W	L	T	PTS	GF	GA
Sherbrooke		80	45	23	12	102	301	247
Cape Breton		80	39	34	7	85	317	306
Springfield		80	38	38	4	80	317	310
Halifax		80	37	37	6	80	317	300
Maine		80	31	38	11	73	294	317
Moncton		80	33	42	5	71	265	303
New Haven		80	32	41	7	71	283	316
Southern Division		GP	W	L	T	PTS	GF	GA
Rochester		80	43	28	9	95	337	286
Adirondack		80	42	27	11	95	330	304
Baltimore		80	43	30	7	93	302	265
Utica		80	44	32	4	92	354	315
Newmarket		80	31	33	16	78	305	318
Hershey		80	32	38	10	74	298	296
Binghamton		80	11	60	9	31	229	366

1990 Playoffs

Teams	Series	Team	Series	Team	Series	Team	Series
A-Sherbrooke	4	Halifax	2	D-Baltimore	4	Adirondack	2
B-Springfield	4	Cape Breton	2	E-Springfield	4	Sherbrooke	2
C-Rochester	4	Utica	1	F-Rochester	4	Baltimore	2
				G-Springfield	4	Rochester	2

1990-91 REGULAR SEASON STANDINGS

Northern Division		GP	W	L	T	PTS	GF	GA
Springfield		80	43	27	10	96	348	281
Cape Breton		80	41	31	8	90	306	301
Moncton		80	36	32	12	84	270	267
Fredericton		80	36	35	9	81	295	292
Maine		80	34	34	12	80	269	284
Halifax		80	33	35	12	78	338	340
New Haven		80	24	45	11	59	246	324
Southern Division		GP	W	L	T	PTS	GF	GA
Rochester		80	45	26	9	99	326	253
Binghamton		80	44	30	6	94	318	274
Baltimore		80	39	34	7	85	325	289
Hershey		80	33	35	12	78	313	324
Adirondack		80	33	37	10	76	320	346
Utica		80	36	42	2	74	325	346
Capital District		80	28	43	9	65	284	323
Newmarket		80	26	45	9	61	278	317

1991 Playoffs

Teams	Series	Team	Series	Team	Series	Team	Series
A-Fredericton	2	Maine	1	E-Rochester	4	Hershey	1
B-Hershey	2	Adirondack	1	F-Binghamton	4	Baltimore	2
C-Springfield	4	Fredericton	3	G-Springfield	4	Moncton	1
D-Moncton	4	Cape Breton	0	H-Rochester	4	Binghamton	0
				J-Springfield	4	Rochester	2

1991-92 REGULAR SEASON STANDINGS

Atlantic Division		GP	W	L	T	PTS	GF	GA
Fredericton		80	43	27	10	96	314	254
St. John's		80	39	29	12	90	325	285
Cape Breton		80	36	34	10	82	336	330
Moncton		80	32	38	10	74	285	299
Halifax		80	25	38	17	67	280	324
Northern Division		GP	W	L	T	PTS	GF	GA
Springfield		80	43	29	8	94	308	277
Adirondack		80	40	36	4	84	335	309
New Haven		80	39	37	4	82	305	309
Capital District		80	32	37	11	75	261	289
Maine		80	23	47	10	56	296	352
Southern Division		GP	W	L	T	PTS	GF	GA
Binghamton		80	41	30	9	91	318	277
Rochester		80	37	31	12	86	292	248
Hershey		80	36	33	11	83	313	337
Utica		80	34	40	6	74	268	313
Baltimore		80	28	42	10	66	287	320

1992 Playoffs

Teams	Series	Team	Series	Team	Series	Team	Series
A-Moncton	4	Fredericton	3	F-Rochester	4	Hershey	2
B-St. John's	4	Cape Breton	1	G-St. John's	4	Moncton	0
C-Springfield	4	Capital District	3	H-Adirondack	4	Springfield	0
D-Adirondack	4	New Haven	1	J-Rochester	4	Binghamton	3
E-Binghamton	4	Utica	0	K-Adirondack	4	Rochester	1
				L-Adirondack	4	St. John's	3

1992-93 REGULAR SEASON STANDINGS

Atlantic Division		GP	W	L	T	PTS	GF	GA
St. John's		80	41	26	13	95	351	308
Fredericton		80	38	31	11	87	314	278
Cape Breton		80	36	32	12	84	356	336
Moncton		80	31	33	16	78	292	306
Halifax		80	33	37	10	76	312	348
Northern Division		GP	W	L	T	PTS	GF	GA
Providence		80	46	32	2	94	384	348
Adirondack		80	36	35	9	81	331	308
Capital District		80	34	34	12	80	280	285
Springfield		80	25	41	14	64	282	336
New Haven		80	22	47	11	55	262	343
Southern Division		GP	W	L	T	PTS	GF	GA
Binghamton		80	57	13	10	124	392	246
Rochester		80	40	33	7	87	348	332
Utica		80	33	36	11	77	325	354
Baltimore		80	28	40	12	68	318	353
Hershey		80	27	41	12	66	316	339
Hamilton		80	29	45	6	64	284	327

1993 Playoffs

Teams	Series	Team	Series	Team	Series	Team	Series
A-St. John's	4	Moncton	1	F-Rochester	4	Utica	1
B-Cape Breton	4	Fredericton	1	G-Cape Breton	4	St. John's	0
C-Springfield	4	Providence	2	H-Springfield	4	Adirondack	3
D-Adirondack	4	Capital District	0	J-Rochester	4	Binghamton	3
E-Binghamton	4	Baltimore	3	K-Cape Breton	2	Springfield	0
				L-Cape Breton	4	Rochester	1



1993-94 REGULAR SEASON STANDINGS

Atlantic Division	GP	W	L	T	PTS	GF	GA
St. John's	80	45	23	12	102	360	287
Saint John	80	37	33	10	84	304	305
Moncton	80	37	36	7	81	310	303
Cape Breton	80	32	35	13	77	316	339
Fredericton	80	31	42	7	69	294	296
PEI	80	23	49	8	54	269	356
Northern Division	GP	W	L	T	PTS	GF	GA
Adirondack	80	45	27	8	98	333	273
Portland	80	43	27	10	96	328	269
Albany	80	38	34	8	84	312	315
Springfield	80	29	38	13	71	309	327
Providence	80	28	39	13	69	283	319
Southern Division	GP	W	L	T	PTS	GF	GA
Hershey	80	38	31	11	87	306	298
Hamilton	80	36	37	7	79	302	305
Cornwall	80	33	36	11	77	294	295
Rochester	80	31	34	15	77	277	300
Binghamton	80	33	38	9	75	312	322

1994 Playoffs

Teams	Series	Team	Series	Team	Series	Team	Series
A-St. John's	4	Cape Breton	1	F-Cornwall	4	Hamilton	0
B-Moncton	4	Saint John	3	G-Moncton	4	St. John's	2
C-Adirondack	4	Springfield	2	H-Portland	4	Adirondack	2
D-Portland	4	Albany	1	J-Cornwall	4	Hershey	3
E-Hershey	4	Rochester	0	K-Moncton	2	Cornwall	0
				L-Portland	4	Moncton	2

1994-95 REGULAR SEASON STANDINGS

Atlantic Division	GP	W	L	T	PTS	GF	GA
Albany	80	46	17	17	109	293	219
Portland	80	46	22	12	104	333	233
Providence	80	39	30	11	89	300	268
Adirondack	80	32	38	10	74	271	294
Springfield	80	31	37	12	74	269	289
Worcester	80	24	45	11	59	234	300
Northern Division	GP	W	L	T	PTS	GF	GA
Binghamton	80	43	30	7	93	302	261
Cornwall	80	38	33	9	85	236	248
Hershey	80	34	36	10	78	275	300
Rochester	80	35	38	7	77	300	304
Syracuse	80	29	42	9	67	288	325
Southern Division	GP	W	L	T	PTS	GF	GA
PEI	80	41	31	8	90	305	271
St. John's	80	33	37	10	76	263	263
Fredericton	80	35	40	5	75	274	288
Saint John	80	27	40	13	67	250	286
Cape Breton	80	27	44	9	63	298	342

1995 Playoffs

Teams	Series	Team	Series	Team	Series	Team	Series
A-PEI	4	Saint John	1	G-Fredericton	4	PEI	2
B-Fredericton	4	St. John's	1	H-Albany	4	Providence	2
C-Albany	4	Adirondack	0	I-Cornwall	4	Binghamton	2
D-Providence	4	Portland	3	J-Fredericton	2	Cornwall	0
E-Binghamton	4	Rochester	1	K-Albany	4	Fredericton	1
F-Cornwall	4	Hershey	2				

1995-96 REGULAR SEASON STANDINGS

WESTERN CONFERENCE

Central Division	GP	W	L	T	PTS	GF	GA
Albany	80	54	19(0)	7	115	322	218
Adirondack	80	38	34(2)	8	86	271	247
Rochester	80	37	38(4)	5	83	294	297
Cornwall	80	34	39(5)	7	80	249	251
Syracuse	80	31	44(7)	5	74	257	307
Southern Division	GP	W	L	T	PTS	GF	GA
Binghamton	80	39	34(4)	7	88	333	331
Hershey	80	36	33(3)	11	86	301	287
Baltimore	80	33	38(2)	9	77	279	299
Carolina	80	28	41(3)	11	70	313	343

EASTERN CONFERENCE

Atlantic Division	GP	W	L	T	PTS	GF	GA
PEI	80	38	36(3)	6	85	303	313
Saint John	80	35	34(4)	11	85	272	264
St. John's	80	31	35(4)	14	80	248	274
Fredericton	80	34	35(0)	11	79	307	308
Cape Breton	80	33	44(4)	3	73	290	323
Northern Division	GP	W	L	T	PTS	GF	GA
Springfield	80	42	27(5)	11	100	272	215
Worcester	80	36	32(4)	12	88	242	244
Portland	80	32	38(4)	10	78	282	283
Providence	80	30	40(4)	10	74	249	280

1996 Playoffs - 6th Calder Cup

Teams	Series	Team	Series
A - Springfield	3	Providence	1
B - Portland	3	Worcester	1
C - Fredericton	3	PEI	2
D - Saint John	3	St. John's	1
E - Syracuse	3	Binghamton	1
F - Baltimore	3	Hershey	2
G - Cornwall	3	Albany	1
H - Rochester	3	Adirondack	0
J - Portland	4	Springfield	2
K - Saint John	4	Fredericton	1
L - Syracuse	4	Baltimore	3
M - Rochester	4	Cornwall	0
N - Portland	4	Saint John	3
O - Rochester	4	Syracuse	1
P - Rochester	4	Portland	3



RECORD BOOK

YEAR-BY-YEAR STANDINGS

1996-97 REGULAR SEASON STANDINGS

NORTHERN CONFERENCE

Empire State Division	GP	W	L	OTL	T	PTS	GF	GA
Rochester	80	40	30	1	9	90	298	257
Adirondack	80	38	28	2	12	90	258	249
Albany	80	38	28	5	9	90	269	231
Syracuse	80	32	38	0	10	74	241	265
Binghamton	80	27	38	2	13	69	245	300

Canadian Division	GP	W	L	OTL	T	PTS	GF	GA
St. John's	80	36	28	6	10	88	265	264
Saint John	80	28	36	3	13	72	237	269
Hamilton	80	28	39	4	9	69	220	276
Fredericton	80	26	44	2	8	62	234	283

SOUTHERN CONFERENCE

New England Division	GP	W	L	OTL	T	PTS	GF	GA
Worcester	80	43	23	5	9	100	256	234
Springfield	80	41	25	2	12	96	268	229
Portland	80	37	26	7	10	91	279	264
Providence	80	35	40	2	3	75	262	289

Mid-Atlantic Division	GP	W	L	OTL	T	PTS	GF	GA
Philadelphia	80	49	18	3	10	111	325	230
Hershey	80	43	22	5	10	101	273	220
Kentucky	80	36	35	0	9	81	278	284
Baltimore	80	30	37	3	10	73	251	285
Carolina	80	28	43	5	4	65	273	303

1997-98 REGULAR SEASON STANDINGS

WESTERN CONFERENCE

Empire State Division	GP	W	L	OTL	T	PTS	GF	GA
Albany	80	43	20	6	11	103	290	223
Hamilton	80	36	22	5	17	94	264	242
Syracuse	80	35	32	2	11	83	272	285
Adirondack	80	31	37	3	9	74	245	275
Rochester	80	30	38	0	12	72	238	260

Mid-Atlantic Division	GP	W	L	OTL	T	PTS	GF	GA
Philadelphia	80	47	21	2	10	106	314	249
Hershey	80	36	31	6	7	85	238	235
Kentucky	80	29	39	3	9	70	241	278
Cincinnati	80	23	37	7	13	66	243	303

EASTERN CONFERENCE

Atlantic Division	GP	W	L	OTL	T	PTS	GF	GA
Saint John	80	43	24	0	13	99	231	201
Fredericton	80	33	32	5	10	81	245	244
Portland	80	33	33	2	12	80	241	247
St. John's	80	25	32	5	18	73	233	254

New England Division	GP	W	L	OTL	T	PTS	GF	GA
Springfield	80	45	26	2	7	99	278	248
Hartford	80	43	24	1	12	99	272	227
New Haven	80	38	33	2	7	85	256	239
Worcester	80	34	31	6	9	83	267	268
Providence	80	19	49	5	7	50	211	301

1997 Playoffs

Teams	Series	Team	Series
A - St. John's	3	Binghamton	1
B - Hamilton	3	Saint John	2
C - Rochester	3	Syracuse	0
D - Albany	3	Adirondack	1
E - Providence	3	Worcester	2
F - Springfield	3	Portland	2
G - Philadelphia	3	Baltimore	1
H - Hershey	3	Kentucky	1
J - Hamilton	4	St. John's	3
K - Albany	4	Rochester	3
L - Springfield	4	Providence	1
M - Hershey	4	Philadelphia	3
N - Hamilton	4	Albany	2
O - Hershey	4	Springfield	3
P - Hershey	4	Hamilton	1

1998 Playoffs

Teams	Series	Team	Series
A - St. John	3	St. John's	1
B - Portland	3	Fredericton	1
C - Worcester	3	Springfield	1
D - Hartford	3	New Haven	0
E - Albany	3	Adirondack	0
F - Hamilton	3	Syracuse	2
G - Philadelphia	3	Rochester	1
H - Hershey	3	Kentucky	0
J - Saint John	4	Portland	2
K - Hartford	4	Worcester	3
L - Albany	4	Hamilton	0
M - Philadelphia	4	Hershey	0
N - Saint John	4	Hartford	1
O - Philadelphia	4	Albany	2
P - Philadelphia	4	Saint John	2



1998-99 REGULAR SEASON STANDINGS

HOME ROAD

EASTERN CONFERENCE

Atlantic Division

	GP	W	L	OTL	T	PTS	PCT	GF	GA	W-L-T	W-L-T
Lowell	80	33	32	2	13	81	.506	219	237	18-13-9	15-21-4
St. John's	80	34	35	4	7	79	.494	246	270	17-19-4	17-20-3
Fredericton	80	33	36	5	6	77	.481	246	246	20-17-3	13-24-3
Saint John	80	31	40	1	8	71	.444	238	296	19-17-4	12-24-4
Portland	80	23	48	2	7	55	.344	214	273	13-24-3	10-26-4

New England Division

Providence	80	56	16	4	4	120	.750	321	223	33-7-0	23-13-4
Hartford	80	38	31	6	5	87	.544	256	256	23-15-2	15-22-3
Springfield	80	35	35	1	9	80	.500	245	232	22-15-3	13-21-6
Worcester	80	34	36	2	8	78	.488	237	260	20-15-5	14-23-3
New Haven	80	33	35	5	7	78	.488	240	250	13-24-3	20-16-4

WESTERN CONFERENCE

Empire Division

	GP	W	L	OTL	T	PTS	PCT	GF	GA	W-L-T	W-L-T
Rochester	80	52	21	1	6	111	.694	287	176	27-11-2	25-11-4
Albany	80	46	26	2	6	100	.625	275	230	23-13-4	13-15-2
Hamilton	80	40	29	4	7	91	.569	229	206	22-14-4	18-19-3
Adirondack	80	21	48	3	8	53	.331	184	280	11-24-5	10-27-3
Syracuse	80	18	50	3	9	48	.300	220	327	10-24-6	8-29-3

Mid-Atlantic Division

Philadelphia	80	47	22	2	9	105	.656	272	221	24-11-5	23-13-4
Kentucky	80	44	26	3	7	98	.613	272	214	23-14-3	21-15-4
Hershey	80	37	32	1	10	85	.531	242	224	22-14-4	15-19-6
Cincinnati	80	35	39	2	4	76	.475	227	249	23-16-1	12-25-3

1999 Playoffs

Teams	Series	Team	Series
A – Saint John	3	Lowell	0
B – Fredericton	3	St. John's	2
C – Providence	3	Worcester	0
D – Hartford	3	Springfield	0
E – Rochester	3	Adirondack	0
F – Hamilton	3	Albany	2
G – Philadelphia	3	Cincinnati	0
H – Kentucky	3	Hershey	2
J – Fredericton	4	Saint John	0
K – Providence	4	Hartford	0
L – Rochester	4	Hamilton	2
M – Philadelphia	4	Kentucky	3
N – Providence	4	Fredericton	2
O – Rochester	4	Philadelphia	2
P – Providence	4	Rochester	1

1999-2000 REGULAR SEASON STANDINGS
HOME ROAD
EASTERN CONFERENCE
Atlantic Division

	GP	W	L	T	RT	PTS	PCT	GF	GA	W-L-T	W-L-T
Quebec	80	37	34	5	4	83	.519	227	238	19-19-2	18-19-3
Saint John	80	32	32	11	5	80	.500	267	283	16-18-6	16-19-5
Lowell	80	33	36	7	4	77	.481	228	240	18-19-3	15-21-4
St. John's	80	23	45	8	4	58	.363	202	277	15-20-5	8-29-3

New England Division

Hartford	80	49	22	7	2	107	.669	249	198	27-13-0	22-11-7
Portland	80	46	23	10	1	103	.644	256	202	23-13-4	23-11-6
Worcester	80	34	31	11	4	83	.519	249	250	19-15-6	15-20-5
Springfield	80	33	35	11	1	78	.488	272	252	20-12-8	13-24-3
Providence	80	33	38	6	3	75	.469	231	269	19-18-3	14-23-3

WESTERN CONFERENCE
Empire Division

	GP	W	L	OTL	T	PTS	PCT	GF	GA	W-L-T	W-L-T
Rochester	80	46	22	9	3	104	.650	247	201	25-12-3	21-13-6
Syracuse	80	35	35	9	1	80	.500	290	294	18-20-2	17-16-7
Hamilton	80	27	24	13	6	73	.456	225	262	15-18-7	12-22-6
Albany	80	30	40	7	3	70	.438	225	250	15-21-4	15-22-3
Wilkes-Barre	80	23	43	9	5	60	.375	236	306	16-19-5	7-29-4

Mid-Atlantic Division

Kentucky	80	42	25	9	4	97	.606	250	211	22-14-4	20-15-5
Hershey	80	43	29	5	3	94	.588	297	267	23-14-3	20-18-2
Philadelphia	80	44	31	3	2	93	.581	281	239	21-16-3	23-17-0
Louisville	80	42	30	7	1	92	.575	278	254	23-14-3	19-17-4
Cincinnati	80	30	37	9	4	73	.456	227	244	14-19-7	16-22-2

Note: Teams received two points for each regulation or overtime victory and one point for each game tied at the end of regulation (RT) or overtime (T).

2000 Playoffs
Conference Quarterfinals

Series A:	Providence defeated Quebec	(3-0)
Series B:	Lowell defeated Saint John	(3-0)
Series C:	Hartford defeated Springfield	(3-2)
Series D:	Worcester defeated Portland	(3-1)
Series E:	Rochester defeated Albany	(3-2)
Series F:	Hamilton defeated Syracuse	(3-1)
Series G:	Kentucky defeated Louisville	(3-1)
Series H:	Hershey defeated Philadelphia	(3-2)

Conference Semifinals

Series J:	Providence defeated Lowell	(4-0)
Series K:	Hartford defeated Worcester	(4-1)
Series L:	Rochester defeated Hamilton	(4-2)
Series M:	Hershey defeated Kentucky	(4-1)

Conference Finals

Series N:	Hartford defeated Providence	(4-3)
Series O:	Rochester defeated Hershey	(4-0)

Calder Cup Finals

Series P:	Hartford defeated Rochester	(4-2)
-----------	-----------------------------	-------

Jack Butterfield Winner (Calder Cup MVP)

Derek Armstrong, Hartford


2000-01 REGULAR SEASON STANDINGS
HOME ROAD
EASTERN CONFERENCE
Canadian Division

	GP	W	L	T	RT	PTS	PCT	GF	GA	PIM	W-L-T	W-L-T
Saint John	80	44	24	7	5	100	.625	269	210	1931	25-10-5	19-19-2
Quebec	80	41	32	3	4	89	.556	264	252	1660	27-11-2	14-25-1
St. John's	80	35	35	8	2	80	.500	247	244	1564	21-15-4	14-22-4
Hamilton	80	28	41	6	5	67	.419	227	281	1760	16-21-3	12-25-3

New England Division

Worcester	80	48	20	9	3	108	.675	264	205	1798	27-10-3	21-13-6
Hartford	80	40	26	8	6	94	.588	263	247	2280	21-15-4	19-17-4
Providence	80	35	31	10	4	84	.525	245	242	1884	19-17-4	16-18-6
Lowell	80	35	35	5	5	80	.500	225	244	1826	19-19-2	16-21-3
Portland	80	34	40	4	2	74	.463	250	280	1683	20-18-2	14-24-2
Springfield	80	29	37	8	6	72	.450	253	280	1622	14-20-6	15-23-2

WESTERN CONFERENCE
Southern Division

	GP	W	L	T	RT	PTS	PCT	GF	GA	PIM	W-L-T	W-L-T
Kentucky	80	42	25	12	1	97	.606	273	212	1970	19-13-8	23-13-4
Cincinnati	80	41	26	9	4	95	.594	254	240	1910	22-14-4	19-16-5
Norfolk	80	36	26	13	5	90	.563	241	208	2017	24-13-3	12-18-10
Louisville	80	21	51	5	3	50	.313	200	285	1958	12-27-1	9-27-4

Mid-Atlantic Division

Rochester	80	46	22	9	3	104	.650	224	192	1561	24-10-6	22-15-3
Wilkes-Barre	80	36	33	9	2	83	.519	252	248	2295	20-15-5	16-20-4
Syracuse	80	33	30	12	5	83	.519	235	254	1907	20-13-7	13-22-5
Philadelphia	80	36	34	5	5	82	.513	246	244	2023	18-20-2	18-19-3
Hershey	80	34	39	4	3	75	.469	216	234	1647	20-19-1	14-23-3
Albany	80	30	40	6	4	70	.438	216	262	1814	17-19-4	13-25-2

TOTAL 800 724 724 152 77 1677 4864 37,110
2001 Playoffs
Conference Quarterfinals

Series A:	Saint John defeated Portland	(3-0)
Series B:	Quebec defeated St. John's	(3-1)
Series C:	Worcester defeated Lowell	(3-1)
Series D:	Providence defeated Hartford	(3-2)
Series E:	Philadelphia defeated Rochester	(3-1)
Series F:	Wilkes-Barre defeated Syracuse	(3-2)
Series G:	Hershey defeated Kentucky	(3-0)
Series H:	Norfolk defeated Cincinnati	(3-1)

Conference Semifinals

Series J:	Saint John defeated Quebec	(4-1)
Series K:	Providence defeated Worcester	(4-3)
Series L:	Wilkes-Barre defeated Philadelphia	(4-2)
Series M:	Hershey defeated Norfolk	(4-1)

Conference Finals

Series N:	Saint John defeated Providence	(4-1)
Series O:	Wilkes-Barre defeated Hershey	(4-0)

Calder Cup Finals

Series P:	Saint John defeated Wilkes-Barre	(4-2)
-----------	----------------------------------	-------

Jack Butterfield Winner (Calder Cup MVP)

Steve Begin (Saint John)

Attendance Report

TEAM	TOTAL	GAMES	AVERAGE
Philadelphia	342,849	40	8,571
Rochester	341,169	40	8,529
Wilkes-Barre	330,135	40	8,253
Providence	308,032	40	7,700
Hartford	283,962	40	7,099
Hershey	253,907	40	6,347
Worcester	249,862	40	6,246
Syracuse	206,795	40	5,169
Cincinnati	200,044	40	5,001
Hamilton	198,771	40	4,969
Louisville	194,638	40	4,865
Norfolk	188,553	40	4,713
Portland	184,404	40	4,610
Kentucky	178,457	40	4,461
Springfield	177,094	40	4,427
Quebec	173,202	40	4,330
Saint John	150,532	40	3,763
Albany	144,621	40	3,615
Lowell	139,329	40	3,483
St. John's	131,753	40	3,293
TOTAL	4,378,109	800	5,473



2001-02 REGULAR SEASON STANDINGS

HOME ROAD

EASTERN CONFERENCE

	GP	W	L	T	OTL	PTS	PCT	GF	GA	PIM	W-L-T	W-L-T
East Division												
Bridgeport	80	43	25	8	4	98	.613	240	192	1361	26-10-4	17-19-4
Hartford	80	41	26	10	3	95	.594	249	243	1974	22-12-6	19-17-4
Providence	80	35	33	8	4	82	.513	190	223	1713	20-16-4	15-21-4
Springfield	80	35	41	2	2	74	.463	213	237	2052	23-17-0	12-26-2
Albany	80	14	42	12	12	52	.325	172	271	1238	11-23-6	3-31-6
North Division												
Lowell	80	41	25	11	3	96	.600	229	209	1311	19-15-6	22-13-5
Manchester	80	38	28	11	3	90	.563	236	225	1491	23-14-3	15-17-8
Worcester	80	39	33	7	1	86	.538	245	218	1945	22-15-3	17-19-4
Portland	80	30	31	15	4	79	.494	220	225	1767	21-16-3	9-19-12
Canadian Division												
Quebec	80	35	27	15	3	88	.550	257	254	1475	18-13-9	17-17-6
Hamilton	80	37	30	10	3	87	.544	247	205	1664	23-11-6	14-22-4
St. John's	80	34	27	17	2	87	.544	256	240	1554	19-13-8	15-16-9
Manitoba	80	39	33	4	4	86	.538	270	260	1921	20-18-2	19-19-2
Saint John	80	29	34	13	4	75	.469	182	202	1347	15-15-10	14-23-3
WESTERN CONFERENCE												
West Division												
Grand Rapids	80	42	27	11	0	95	.594	217	178	1335	24-12-4	18-15-7
Houston	80	39	26	10	5	93	.581	234	232	1653	19-15-6	20-16-4
Utah	80	40	29	6	5	91	.569	240	225	1777	21-16-3	19-18-3
Chicago	80	37	31	7	5	86	.538	250	236	1695	19-17-4	18-19-3
Milwaukee	80	30	35	10	5	75	.469	198	207	1511	18-17-5	12-23-5
Central Division												
Syracuse	80	39	23	13	5	96	.600	228	193	2058	22-11-7	17-17-6
Rochester	80	32	30	15	3	82	.513	206	211	1896	18-16-6	14-17-9
Cincinnati	80	33	33	11	3	80	.500	216	211	1577	19-14-7	14-22-4
Cleveland	80	29	40	7	4	69	.431	223	268	2298	17-23-0	12-21-7
South Division												
Norfolk	80	38	26	12	4	92	.575	222	205	1686	20-12-8	18-18-4
Hershey	80	36	27	11	6	89	.556	200	193	1675	21-13-6	15-20-5
Philadelphia	80	33	27	15	5	86	.538	206	210	2181	18-13-9	15-19-6
Wilkes-Barre	80	20	44	13	3	56	.350	201	274	2807	14-19-7	6-28-6
TOTAL	1080	938	938	284	105	2265		6047		46,962		

2002 Playoffs

Conference Qualifiers		
Series Q1:	Chicago defeats Cincinnati	(2-1)
Series Q2:	Philadelphia defeats Rochester	(2-0)
Series Q3:	St. John's defeats Providence	(2-0)
Series Q4:	Manitoba defeats Worcester	(2-1)
Conference Quarterfinals		
Series A:	Syracuse defeats Philadelphia	(3-0)
Series B:	Chicago defeats Grand Rapids	(3-2)
Series C:	Hershey defeats Norfolk	(3-1)
Series D:	Houston defeats Utah	(3-2)
Series E:	Bridgeport defeats Manitoba	(3-2)
Series F:	St. John's defeats Lowell	(3-2)
Series G:	Hamilton defeats Quebec	(3-0)
Series H:	Hartford defeats Manchester	(3-2)
Conference Semifinals		
Series I:	Chicago defeats Syracuse	(4-3)
Series J:	Houston defeats Hershey	(4-0)
Series K:	Bridgeport defeats St. John's	(4-0)
Series L:	Hamilton defeats Hartford	(4-1)
Conference Finals		
Series M:	Chicago defeats Houston	(4-1)
Series N:	Bridgeport defeats Hamilton	(4-2)
Calder Cup Finals		
Series O:	Chicago defeats Bridgeport	(4-1)
Jack Butterfield Winner (Calder Cup MVP)		
Pasi Nurminen (Chicago Wolves)		

Attendance Report

TEAM	TOTAL	GAMES	AVERAGE
Philadelphia	338,009	40	8,450
Wilkes-Barre	333,501	40	8,337
Manchester	327,964	40	8,199
Chicago	325,561	40	8,139
Providence	325,106	40	8,127
Rochester	307,299	40	7,682
Grand Rapids	281,867	40	7,046
Manitoba	281,736	40	7,043
Hartford	268,598	40	6,714
Milwaukee	253,168	40	6,329
Hershey	244,755	40	6,118
Utah	243,855	40	6,096
Hamilton	219,571	40	5,489
Cincinnati	218,384	40	5,459
Houston	217,123	40	5,428
Syracuse	212,239	40	5,305
Worcester	204,784	40	5,119
Saint John	203,421	40	5,085
St. John's	202,788	40	5,069
Quebec	188,824	40	4,720
Springfield 1	84,922	40	4,623
Norfolk	181,651	40	4,541
Bridgeport	177,935	40	4,448
Portland	176,000	40	4,400
Lowell	164,142	40	4,103
Albany	154,719	40	3,867
Cleveland	129,074	40	3,226
TOTAL	6,366,996	1080	5,895



2002-03 REGULAR SEASON STANDINGS

HOME ROAD

EASTERN CONFERENCE

East Division	GP	W	L	T	OTL	PTS	PCT	GF	GA	PIM	W-L-T-OTL	W-L-T-OTL
Binghamton	80	43	26	9	2	97	.606	239	207	1789	23-11-4-2	20-15-5-0
Bridgeport	80	40	26	11	3	94	.588	219	198	1350	24-10-4-2	16-16-7-1
Hartford	80	33	27	12	8	86	.538	255	236	2164	18-14-6-2	15-13-6-6
Springfield	80	34	38	7	1	76	.475	202	243	1555	22-13-4-1	12-25-3-0
Albany	80	25	37	11	7	68	.425	197	235	1529	15-17-4-4	10-20-7-3
North Division												
Providence	80	44	20	11	5	104	.650	268	227	1720	26-9-4-1	18-11-7-4
Manchester	80	40	23	11	6	97	.606	254	209	1563	23-11-6-0	17-12-5-6
Worcester	80	35	27	15	3	88	.550	235	220	1523	18-11-10-1	17-16-5-2
Portland	80	33	28	13	6	85	.531	221	195	1808	19-12-6-3	14-16-7-3
Lowell	80	19	51	7	3	48	.300	175	275	1376	11-22-6-1	8-29-1-2
Canadian Division												
Hamilton	80	49	19	8	4	110	.688	279	191	1319	26-7-4-3	23-12-4-1
Manitoba	80	37	33	8	2	84	.525	229	228	1405	22-14-4-0	15-19-4-2
St. John's	80	32	40	6	2	72	.450	236	285	1683	19-17-3-1	13-23-3-1
Saint John	80	32	41	6	1	71	.444	203	223	1704	16-20-3-1	16-21-3-0

WESTERN CONFERENCE

West Division	GP	W	L	T	OTL	PTS	PCT	GF	GA	PIM	W-L-T-OTL	W-L-T-OTL
Houston	80	47	23	7	3	104	.650	266	222	1716	25-10-4-1	22-13-3-2
Chicago	80	43	25	8	4	98	.613	276	237	1905	28-8-2-2	15-17-6-2
San Antonio	80	36	29	11	4	87	.544	235	226	1707	22-9-7-2	14-20-4-2
Milwaukee	80	32	27	14	7	85	.531	247	251	1747	19-9-8-4	13-18-6-3
Utah	80	37	34	4	5	83	.519	227	243	2122	21-14-1-4	16-20-3-1
Central Division												
Grand Rapids	80	48	22	8	2	106	.663	240	177	1287	22-13-5-0	26-9-3-2
Rochester	80	31	30	14	5	81	.506	219	221	1967	16-14-9-1	15-16-5-4
Cincinnati	80	26	35	13	6	71	.444	202	242	1568	16-16-4-4	10-19-9-2
Syracuse	80	27	41	8	4	66	.413	201	256	1677	11-21-5-3	16-20-3-1
Cleveland	80	22	48	5	5	54	.338	203	286	1595	12-22-2-4	10-26-3-1
South Division												
Norfolk	80	37	26	12	5	91	.569	201	187	1613	18-12-6-4	19-14-6-1
Hershey	80	36	27	14	3	89	.556	217	209	1313	20-13-6-1	16-14-8-2
Wilkes-Barre	80	36	32	7	5	84	.525	245	248	1552	21-15-2-2	15-17-5-3
Philadelphia	80	33	33	6	8	80	.500	198	212	1991	17-14-4-5	16-19-2-3

TOTAL	1120	987	868	266	119	2359		6389		46,248		
--------------	-------------	------------	------------	------------	------------	-------------	--	-------------	--	---------------	--	--

2003 Playoffs

Conference Qualifiers		
Series Q1:	Milwaukee defeats Rochester	(2-1)
Series Q2:	Wilkes-Barre defeats Utah	(2-0)
Series Q3:	Springfield defeats Hartford	(2-0)
Series Q4:	Manitoba defeats Portland	(2-1)
Conference Quarterfinals		
Series A:	Grand Rapids defeats Wilkes-Barre	(3-1)
Series B:	Houston defeats Milwaukee	(3-0)
Series C:	Norfolk defeats San Antonio	(3-0)
Series D:	Chicago defeats Hershey	(3-2)
Series E:	Hamilton defeats Springfield	(3-1)
Series F:	Manitoba defeats Providence	(3-1)
Series G:	Binghamton defeats Worcester	(3-0)
Series H:	Bridgeport defeats Manchester	(3-0)
Conference Semifinals		
Series I:	Grand Rapids defeats Chicago	(4-0)
Series J:	Houston defeats Norfolk	(4-2)
Series K:	Hamilton defeats Manitoba	(4-3)
Series L:	Binghamton defeats Bridgeport	(4-2)
Conference Finals		
Series M:	Houston defeats Grand Rapids	(4-3)
Series N:	Hamilton defeats Binghamton	(4-1)
Calder Cup Finals		
Series O:	Houston defeats Hamilton	(4-3)

Attendance Report

TEAM	TOTAL	GAMES	AVERAGE
Manchester	359,464	40	8,986
Wilkes-Barre	332,165	40	8,304
Chicago	324,555	40	8,113
Providence	320,010	40	8,000
Hershey	312,894	40	7,822
Philadelphia	299,529	40	7,488
Grand Rapids	288,628	40	7,215
Manitoba	281,512	40	7,037
Rochester	265,619	40	6,640
Utah	254,159	40	6,353
Hartford	233,821	40	5,845
Cincinnati	207,548	40	5,188
Houston	204,990	40	5,124
Syracuse	204,547	40	5,113
Milwaukee	202,928	40	5,073
San Antonio	201,520	40	5,038
St. John's	199,366	40	4,984
Hamilton	188,974	40	4,724
Worcester	187,123	40	4,678
Norfolk	185,288	40	4,632
Bridgeport	182,445	40	4,561
Portland	176,928	40	4,423
Springfield	171,353	40	4,283
Lowell	164,935	40	4,123
Binghamton	161,526	40	4,038
Saint John	157,548	40	3,938
Albany	149,049	40	3,726
Cleveland	142,461	40	3,561
TOTAL	6,360,885	1120	5,679



RECORD BOOK

YEAR-BY-YEAR STANDINGS

2003-04 REGULAR SEASON STANDINGS

HOME

ROAD

EASTERN CONFERENCE

Atlantic Division

	GP	W	L	T	OTL	PTS	WPCT	GF	GA	PIM	W-L-T-OTL	W-L-T-OTL
Hartford	80	44	22	12	2	102	.638	198	153	1644	24-10-6-0	20-12-6-2
Manchester	80	40	28	7	5	92	.575	223	181	1448	23-10-3-4	17-18-4-1
Worcester	80	37	27	13	3	90	.563	207	186	1378	18-14-7-1	19-13-6-2
Providence	80	36	29	11	4	87	.544	170	170	1739	20-13-4-3	16-16-7-1
Portland	80	32	27	13	8	85	.531	156	160	1141	19-11-7-3	13-16-6-5
Lowell	80	32	36	6	6	76	.475	208	242	1319	17-15-3-5	15-21-3-1
Springfield	80	26	43	9	2	63	.394	179	234	1577	18-16-5-1	8-27-4-1
TOTALS	560	247	212	71	30	595	.531	1341	1326	10246		

East Division

Philadelphia	80	46	25	7	2	101	.631	216	168	2259	24-11-3-2	22-14-4-0
Bridgeport	80	41	23	12	4	98	.613	178	140	1189	21-10-7-2	20-13-5-2
Wilkes-Barre	80	34	28	10	8	86	.538	197	197	1767	19-14-5-2	15-14-5-6
Binghamton	80	34	34	9	3	80	.500	210	216	2015	21-13-3-3	13-21-6-0
Norfolk	80	35	36	4	5	79	.494	172	187	1626	22-15-1-2	13-21-3-3
Hershey	80	33	34	8	5	78	.488	203	218	1623	17-15-4-4	16-19-4-1
Albany	80	21	39	11	9	62	.388	182	257	1489	14-17-5-4	7-22-6-5
TOTALS	560	244	219	61	36	584	.521	1358	1383	11968		

WESTERN CONFERENCE

North Division

Hamilton	80	41	25	10	4	96	.600	235	191	1248	24-8-5-3	17-17-5-1
Syracuse	80	38	25	10	7	93	.581	239	235	1869	21-8-6-5	17-17-4-2
Rochester	80	37	28	10	5	89	.556	207	188	1776	25-11-3-1	12-17-7-4
Cleveland	80	37	28	8	7	89	.556	235	220	1481	18-16-2-4	19-12-6-3
Toronto	80	35	34	8	3	81	.506	219	224	1420	20-14-5-1	15-20-3-2
Manitoba	80	32	35	11	2	77	.481	214	232	1394	18-15-7-0	14-20-4-2
St. John's	80	32	36	8	4	76	.475	225	265	1725	17-17-5-1	15-19-3-3
TOTALS	560	252	211	65	32	601	0.537	1574	1555	10913		

West Division

Milwaukee	80	46	24	7	3	102	.638	269	191	1409	23-13-4-0	23-11-3-3
Grand Rapids	80	44	28	8	0	96	.600	195	166	1289	24-10-6-0	20-18-2-0
Chicago	80	42	26	9	3	96	.600	246	208	1658	26-10-3-1	16-16-6-2
Houston	80	28	34	14	4	74	.463	197	220	1636	18-12-8-2	10-22-6-2
Cincinnati	80	29	37	13	1	72	.450	188	211	1643	17-14-8-1	12-23-5-0
San Antonio	80	30	42	8	0	68	.425	191	231	1341	17-18-5-0	13-24-3-0
Utah	80	27	42	6	5	65	.406	162	230	1749	16-20-1-3	11-22-5-2
TOTALS	560	246	233	65	16	573	.512	1448	1457	10,725		

2004 Playoffs

Conference Qualifiers

Series Q1:	Portland defeats Providence	(2-0)
Series Q2:	Norfolk defeats Binghamton	(2-0)
Series Q3:	Cleveland defeats Toronto	(2-1)
Series Q4:	Cincinnati defeats Houston	(2-0)

Division Semifinals

Series A:	Hartford defeats Portland	(4-1)
Series B:	Worcester defeats Manchester	(4-2)
Series C:	Philadelphia defeats Norfolk	(4-2)
Series D:	Wilkes-Barre defeats Bridgeport	(4-3)
Series E:	Hamilton defeats Cleveland	(4-2)
Series F:	Rochester defeats Syracuse	(4-3)
Series G:	Milwaukee defeats Cincinnati	(4-3)
Series H:	Chicago defeats Grand Rapids	(4-0)

Division Finals

Series I:	Hartford defeats Worcester	(4-0)
Series J:	Wilkes-Barre defeats Philadelphia	(4-2)
Series K:	Rochester defeats Hamilton	(4-0)
Series L:	Milwaukee defeats Chicago	(4-2)

Conference Finals

Series M:	Wilkes-Barre defeats Hartford	(4-3)
Series N:	Milwaukee defeats Rochester	(4-1)

Calder Cup Finals

Series O:	Milwaukee defeats Wilkes-Barre	(4-0)
-----------	--------------------------------	-------

Attendance Report

TEAM	TOTAL	GAMES	AVERAGE
Manchester	365,636	40	9,140
Wilkes-Barre	331,928	40	8,298
Chicago	320,231	40	8,005
Providence	299,906	40	7,497
Hershey	298,778	40	7,469
Rochester	297,020	40	7,425
Philadelphia	290,444	40	7,261
Manitoba	276,562	40	6,914
Grand Rapids	269,094	40	6,727
Utah	226,910	40	5,672
Hartford	220,579	40	5,514
Houston	214,508	40	5,362
Syracuse	211,450	40	5,286
Hamilton	204,422	40	5,110
San Antonio	197,902	40	4,947
Bridgeport	194,594	40	4,864
Worcester	193,294	40	4,832
St. John's	191,978	40	4,799
Toronto	183,486	40	4,587
Milwaukee	182,999	40	4,574
Cincinnati	181,439	40	4,535
Binghamton	174,401	40	4,360
Cleveland	168,486	40	4,212
Portland	162,881	40	4,072
Lowell	161,175	40	4,029
Norfolk	159,676	40	3,991
Springfield	148,205	40	3,705
Albany	138,168	40	3,454
TOTAL	6,266,152	1120	5,594





2004-05 REGULAR SEASON STANDINGS

HOME ROAD

EASTERN CONFERENCE

Atlantic Division	GP	W	L	T	OTL	PTS	WPCT	GF	GA	PIM	W-L-T-OTL	W-L-T-OTL
Manchester	80	51	21	4	4	110	.688	258	176	2044	28-7-3-2	23-14-1-2
Hartford	80	50	24	3	3	106	.663	206	160	2586	30-8-1-1	20-16-2-2
Lowell	80	47	27	1	5	100	.625	242	190	1946	26-11-0-3	21-16-1-2
Providence	80	40	30	3	7	90	.563	211	202	2171	26-10-2-2	14-20-1-5
Worcester	80	39	34	4	3	85	.531	212	223	1422	23-15-1-1	16-19-3-2
Portland	80	34	34	6	6	80	.500	175	242	1810	22-14-1-3	12-20-5-3
Springfield	80	24	47	6	3	57	.356	161	255	1946	16-18-3-3	8-29-3-0
TOTALS	560	285	217	27	31	628	.561	1465	1448	13,925		

East Division

Binghamton	80	47	21	5	7	106	.663	276	217	2382	27-6-3-4	20-15-2-3
Philadelphia	80	48	25	3	4	103	.644	235	185	2244	26-10-2-2	22-15-1-2
Norfolk	80	43	30	1	6	93	.581	200	188	2256	25-13-0-2	18-17-1-4
Wilkes-Barre	80	39	27	7	7	92	.575	227	219	1943	23-12-2-3	16-15-5-4
Hershey	80	39	37	2	2	82	.513	207	226	1479	23-16-1-0	16-21-1-2
Bridgeport	80	37	38	4	1	79	.494	192	222	1834	27-13-0-0	10-25-4-1
Albany	80	29	38	7	6	71	.444	195	248	2178	15-20-3-2	14-18-4-4
TOTALS	560	282	216	29	33	626	.559	1535	1505	14,316		

WESTERN CONFERENCE

North Division

Rochester	80	51	19	4	6	112	.700	243	208	1923	27-8-3-2	24-11-1-4
St. John's	80	46	28	1	5	98	.613	244	232	2072	28-9-0-3	18-19-1-2
Manitoba	80	44	26	3	7	98	.613	243	210	1799	22-14-1-3	22-12-2-4
Hamilton	80	38	29	7	6	89	.556	225	210	1764	20-14-2-4	18-15-5-2
Syracuse	80	36	33	7	4	83	.519	215	230	2238	18-15-5-2	18-18-2-2
Edmonton	80	32	33	4	11	79	.494	201	223	1873	20-15-0-5	12-18-4-6
Cleveland	80	35	37	2	6	78	.488	200	226	1676	19-17-2-2	16-20-0-4
TOTALS	560	282	205	28	45	637	.569	1571	1539	13,345		

West Division

Chicago	80	49	24	5	2	105	.656	245	211	1954	28-7-4-1	21-17-1-1
Milwaukee	80	47	24	4	5	103	.644	247	207	1930	25-11-2-2	22-13-2-3
Cincinnati	80	44	31	1	4	93	.581	206	191	2208	28-10-0-2	16-21-1-2
Houston	80	40	28	6	6	92	.575	212	195	1862	23-13-1-3	17-15-5-3
Grand Rapids	80	41	35	2	2	86	.538	200	200	1721	19-18-2-1	22-17-0-1
San Antonio	80	27	45	3	5	62	.388	232	232	1654	15-21-1-3	12-24-2-2
Utah	80	23	50	2	5	53	.331	265	265	1857	14-23-1-2	9-27-1-3
TOTALS	560	271	237	23	29	594	.530	1422	1501	13,186		

2005 Playoffs

Division Semifinals

Series A:	Providence defeats Manchester	(4-2)
Series B:	Lowell defeats Hartford	(4-2)
Series C:	Wilkes-Barre/Scranton defeats Binghamton	(4-2)
Series D:	Philadelphia defeats Norfolk	(4-2)
Series E:	Rochester defeats Hamilton	(4-0)
Series F:	Manitoba defeats St. John's	(4-1)
Series G:	Chicago defeats Houston	(4-1)
Series H:	Cincinnati defeats Milwaukee	(4-3)

Division Finals

Series I:	Providence defeats Lowell	(4-1)
Series J:	Philadelphia defeats Wilkes-Barre/Scranton	(4-1)
Series K:	Manitoba defeats Rochester	(4-1)
Series L:	Chicago defeats Cincinnati	(4-1)

Conference Finals

Series M:	Philadelphia defeats Providence	(4-2)
Series N:	Chicago defeats Manitoba	(4-0)

Calder Cup Finals

Series O:	Philadelphia defeats Chicago	(4-0)
-----------	------------------------------	-------

Attendance Report

TEAM	TOTAL	GAMES	AVERAGE
Chicago	368,390	40	9,209
Manchester	362,105	40	9,052
Edmonton	354,151	40	8,853
Manitoba	345,062	40	8,626
Rochester	337,894	40	8,447
Wilkes-Barre/Scranton	327,863	40	8,196
Philadelphia	318,690	40	7,967
Hershey	303,801	40	7,595
Providence	301,684	40	7,542
Grand Rapids	266,399	40	6,659
Hamilton	231,753	40	5,793
Houston	226,790	40	5,669
Syracuse	220,191	40	5,504
Bridgeport	216,123	40	5,403
Hartford	205,702	40	5,142
Cincinnati	198,478	40	4,961
Milwaukee	197,198	40	4,929
St. John's	193,140	40	4,828
Utah	192,024	40	4,800
Binghamton	185,341	40	4,633
San Antonio	182,259	40	4,556
Worcester	175,655	40	4,391
Portland	173,568	40	4,339
Norfolk	167,638	40	4,190
Cleveland	167,131	40	4,178
Lowell	160,066	40	4,001
Springfield	148,546	40	3,713
Albany	148,144	40	3,703
TOTAL	6,675,786	1120	5,960



2005-06 REGULAR SEASON STANDINGS

HOME

ROAD

EASTERN CONFERENCE

East Division

	GP	W	L	OTL	SOL	PTS	PCT	GF	GA	PIM	W	L	OT	SOL	W	L	OT	SOL
Wilkes-Barre	80	51	18	5	6	113	.706	249	178	2099	28	8	2	2	23	10	3	4
Hershey	80	44	21	5	10	103	.644	262	234	2076	27	9	0	4	17	12	5	6
Norfolk	80	43	29	4	4	94	.588	259	246	1911	22	16	1	1	21	13	3	3
Bridgeport	80	38	33	6	3	85	.531	246	253	1303	21	13	4	2	17	20	2	1
Binghamton	80	35	37	4	4	78	.488	258	295	2190	21	15	1	3	14	22	3	1
Philadelphia	80	34	37	2	7	77	.481	197	232	2368	22	12	1	5	12	25	1	2

Atlantic Division

	GP	W	L	OTL	SOL	PTS	PCT	GF	GA	PIM	W	L	OT	SOL	W	L	OT	SOL
Portland	80	53	19	5	3	114	.713	306	241	1918	26	10	2	2	27	9	3	1
Hartford	80	48	24	2	6	104	.650	292	241	1920	25	13	0	2	23	11	2	4
Manchester	80	43	30	3	4	93	.581	236	230	1264	23	13	2	2	20	17	1	2
Providence	80	43	31	1	5	92	.575	254	217	1686	23	14	0	3	20	17	1	2
Lowell	80	29	37	6	8	72	.450	222	257	1465	16	16	4	4	13	21	2	4
Springfield	80	28	43	3	6	65	.406	220	312	1539	14	20	1	5	14	23	2	1
Albany	80	25	48	4	3	57	.356	206	278	1964	14	23	2	1	11	25	2	2

WESTERN CONFERENCE

North Division

	GP	W	L	OTL	SOL	PTS	PCT	GF	GA	PIM	W	L	OT	SOL	W	L	OT	SOL
Grand Rapids	80	55	20	1	4	115	.719	323	247	1867	30	6	1	3	25	14	0	1
Syracuse	80	47	25	5	3	102	.638	272	251	2003	27	9	2	2	20	16	3	1
Manitoba	80	44	24	7	5	100	.625	243	217	1910	24	12	2	2	20	12	5	3
Toronto	80	41	29	6	4	92	.575	270	263	1732	21	14	1	4	20	15	5	0
Rochester	80	37	39	2	2	78	.488	261	270	1988	19	19	1	1	18	20	1	1
Hamilton	80	35	41	0	4	74	.463	225	251	2090	20	18	0	2	15	23	0	2
Cleveland	80	27	48	2	3	59	.369	210	302	1682	15	22	1	2	12	26	1	1

West Division

	GP	W	L	OTL	SOL	PTS	PCT	GF	GA	PIM	W	L	OT	SOL	W	L	OT	SOL
Milwaukee	80	49	21	6	4	108	.675	268	234	1877	27	10	2	1	22	11	4	3
Houston	80	50	24	3	3	106	.663	285	242	1789	30	6	2	2	20	18	1	1
Peoria	80	46	26	3	5	100	.625	253	226	1683	25	12	0	3	21	14	3	2
Iowa	80	41	31	1	7	90	.563	238	228	1413	21	14	1	4	20	17	0	3
Chicago	80	36	32	4	8	84	.525	278	275	2013	20	17	2	1	16	15	2	7
Omaha	80	35	31	3	11	84	.525	206	221	1801	16	13	2	9	19	18	1	2
San Antonio	80	23	50	3	4	53	.331	153	251	1598	14	23	2	1	9	27	1	3

2006 Playoffs

Division Semifinals

Series A:	Portland defeats Providence	(4-2)
Series B:	Hartford defeats Michigan	(4-3)
Series C:	Wilkes-Barre/Scranton defeats Bridgeport	(4-3)
Series D:	Hershey defeats Norfolk	(4-0)
Series E:	Grand Rapids defeats Toronto	(4-1)
Series F:	Manitoba defeats Syracuse	(4-2)
Series G:	Milwaukee defeats Iowa	(4-3)
Series H:	Houston defeats Peoria	(4-0)

Division Finals

Series I:	Portland defeats Hartford	(4-2)
Series J:	Hershey defeats Wilkes-Barre	(4-0)
Series K:	Grand Rapids defeats Manitoba	(4-3)
Series L:	Milwaukee defeats Houston	(4-0)

Conference Finals

Series M:	Hershey defeats Portland	(4-3)
Series N:	Milwaukee defeats Grand Rapids	(4-0)

Calder Cup Finals

Series O:	Hershey defeats Milwaukee	(4-2)
-----------	---------------------------	-------

Attendance Report

TEAM	TOTAL	GAMES	AVERAGE
Manchester	344,490	40	8,612
Wilkes-Barre Scranton	325,229	40	8,131
Manitoba	323,144	40	8,079
Chicago	317,284	40	7,932
Hershey	308,092	40	7,702
Philadelphia	286,461	40	7,162
Rochester	279,539	40	6,988
Providence	272,371	40	6,809
Grand Rapids	261,907	40	6,548
Houston	232,003	40	5,800
Syracuse	216,810	40	5,420
Milwaukee	211,978	40	5,299
Iowa	206,250	40	5,156
Hamilton	204,787	40	5,120
Portland	194,960	40	4,874
Peoria	191,201	40	4,780
San Antonio	177,755	40	4,444
Toronto	174,477	40	4,362
Norfolk	168,398	40	4,210
Binghamton	161,803	40	4,045
Albany	161,003	40	4,025
Bridgeport	147,823	40	3,696
Lowell	145,396	40	3,635
Cleveland	141,901	40	3,548
Springfield	137,976	40	3,474
Omaha	130,842	40	3,271
TOTAL	5,926,660	1,080	5,488



2006-07 REGULAR SEASON STANDINGS

HOME

ROAD

EASTERN CONFERENCE

Rank	Atlantic Division	GP	W	L	OTL	SOL	GF	GA	PTS	PCT	PIM	W-L-OTL-SOL	W-L-OTL-SOL
1	Manchester Monarchs	80	51	21	7	1	242	182	110	0.688	1,566	28-8-4-0	23-13-3-1
2	Hartford Wolf Pack	80	47	29	3	1	231	201	98	0.613	1,900	22-17-3-1	25-15-0-0
3	Providence Bruins	80	44	30	2	4	251	218	94	0.588	1,473	25-12-1-2	19-18-1-2
4	Worcester Sharks	80	41	28	3	8	247	244	93	0.581	1,382	22-13-1-4	19-15-2-4
5	Lowell Devils	80	38	30	6	6	212	220	88	0.550	1,036	21-13-4-2	17-17-2-4
6	Portland Pirates	80	37	31	3	9	225	232	86	0.537	1,656	22-14-1-3	15-17-2-6
7	Springfield Falcons	80	28	49	1	2	181	268	59	0.369	1,281	15-24-1-0	13-25-0-2
Rank	East Division	GP	W	L	OTL	SOL	GF	GA	PTS	PCT	PIM	W-L-OTL-SOL	W-L-OTL-SOL
1	Hershey Bears	80	51	17	6	6	305	219	114	0.713	1,912	26-6-4-4	25-11-2-2
2	Wilkes-Barre/Scranton Penguins	80	51	23	2	4	276	221	108	0.675	1,763	28-11-1-0	23-12-1-4
3	Norfolk Admirals	80	50	22	6	2	301	257	108	0.675	2,041	32-5-2-1	18-17-4-1
4	Albany River Rats	80	37	36	4	3	246	258	81	0.506	1,576	21-15-3-1	16-21-1-2
5	Bridgeport Sound Tigers	80	36	37	1	6	229	267	79	0.494	1,331	22-14-0-4	14-23-1-2
6	Philadelphia Phantoms	80	31	41	2	6	222	271	70	0.438	1,674	17-18-1-4	14-23-1-2
7	Binghamton Senators	80	23	48	4	5	225	323	55	0.344	1,677	15-21-2-2	8-27-2-3

WESTERN CONFERENCE

Rank	North Division	GP	W	L	OTL	SOL	GF	GA	PTS	PCT	PIM	W-L-OTL-SOL	W-L-OTL-SOL
1	Manitoba Moose	80	45	23	7	5	232	201	102	0.637	1,489	25-10-3-2	20-13-4-3
2	Rochester Americans	80	48	30	1	1	269	250	98	0.613	1,397	26-13-1-0	22-17-0-1
3	Hamilton Bulldogs	80	43	28	3	6	243	208	95	0.594	1,474	24-13-1-2	19-15-2-4
4	Grand Rapids Griffins	80	37	32	6	5	226	244	85	0.531	1,454	22-13-2-3	15-19-4-2
5	Syracuse Crunch	80	34	34	4	8	250	248	80	0.500	1,961	20-14-3-3	14-20-1-5
6	Toronto Marlies	80	34	39	2	5	220	270	75	0.469	1,664	16-20-2-2	18-19-0-3
Rank	West Division	GP	W	L	OTL	SOL	GF	GA	PTS	PCT	PIM	W-L-OTL-SOL	W-L-OTL-SOL
1	Omaha Ak-Sar-Ben Knights	80	49	25	5	1	214	189	104	0.650	1,600	22-16-2-0	27-9-3-1
2	Chicago Wolves	80	46	25	3	6	331	252	101	0.631	1,704	19-17-1-3	27-8-2-3
3	Milwaukee Admirals	80	41	25	4	10	227	230	96	0.600	1,399	19-14-3-4	22-11-1-6
4	Iowa Stars	80	42	34	3	1	221	231	88	0.550	1,226	16-21-2-1	26-13-1-0
5	Peoria Rivermen	80	37	33	2	8	221	242	84	0.525	1,585	21-14-1-4	16-19-1-4
6	San Antonio Rampage	80	32	42	2	4	219	256	70	0.438	1,394	19-18-1-2	13-24-1-2
7	Houston Aeros	80	27	43	4	6	205	269	64	0.400	1,614	14-21-1-4	13-22-3-2

2007 Playoffs

Division Semifinals		
Series A:	Manchester defeats Worcester	(4-2)
Series B:	Providence defeats Hartford	(4-3)
Series C:	Hershey defeats Albany	(4-1)
Series D:	Wilkes-Barre/Scranton defeats Norfolk	(4-2)
Series E:	Manitoba defeats Grand Rapids	(4-3)
Series F:	Hamilton defeats Rochester	(4-2)
Series G:	Iowa defeats Omaha Ak-Sar-Ben	(4-2)
Series H:	Chicago defeats Milwaukee	(4-0)
Division Finals		
Series I:	Manchester defeats Providence	(4-2)
Series J:	Hershey defeats Wilkes-Barre/Scranton	(4-1)
Series K:	Hamilton defeats Manitoba	(4-2)
Series L:	Chicago defeats Iowa	(4-2)
Conference Finals		
Series M:	Hershey defeats Manchester	(4-0)
Series N:	Hamilton defeats Chicago	(4-1)
Calder Cup Finals		
Series O:	Hamilton defeats Hershey	(4-1)

Attendance Report

TEAM	TOTAL	GAMES	AVERAGE
Hershey	346,842	40	8,671
W-B/Scranton	321,199	40	8,030
Chicago	313,212	40	7,830
Manitoba	310,761	40	7,769
Manchester	303,723	40	7,593
Rochester	293,545	40	7,339
Grand Rapids	274,657	40	6,866
Philadelphia	267,910	40	6,698
Providence	265,379	40	6,634
Houston	256,878	40	6,422
Milwaukee	228,022	40	5,701
Portland	210,417	40	5,260
Syracuse	209,945	40	5,249
Hamilton	195,502	40	4,888
Iowa	192,724	40	4,818
Norfolk	187,374	40	4,684
Worcester	184,083	40	4,602
Hartford	182,516	40	4,563
Bridgeport	175,432	40	4,386
Peoria	170,186	40	4,255
San Antonio	165,292	40	4,132
Albany	158,652	40	3,966
Binghamton	155,498	40	3,887
Toronto	153,172	40	3,829
Omaha	141,730	40	3,543
Springfield	132,993	40	3,325
Lowell	112,043	40	2,801
TOTAL	5,909,687	1,080	5,472



RECORD BOOK

YEAR-BY-YEAR STANDINGS



2007-08 REGULAR SEASON STANDINGS

HOME ROAD

EASTERN CONFERENCE

East Division

	GP	W	L	OTL	SOL	PTS	PCT	GF	GA	PIM	W- L-OT-SOL	W- L-OT-SOL
Wilkes-Barre Scranton	80	47	26	3	4	101	.631	223	187	1409	22-13- 3- 2	25-13- 0- 2
Philadelphia	80	46	27	4	3	99	.619	236	212	1851	26-12- 0- 2	20-15- 4- 1
Albany	80	43	30	3	4	93	.581	213	198	1441	24-13- 1- 2	19-17- 2- 2
Hershey	80	42	30	2	6	92	.575	253	247	1724	25-11- 1- 3	17-19- 1- 3
Bridgeport	80	40	36	1	3	84	.525	225	240	1696	24-14- 0- 2	16-22- 1- 1
Binghamton	80	34	32	9	5	82	.513	225	248	1642	20-14- 4- 2	14-18- 5- 3
Norfolk	80	29	44	2	5	65	.406	213	267	1556	18-19- 1- 2	11-25- 1- 3

Atlantic Division

	GP	W	L	OTL	SOL	PTS	PCT	GF	GA	PIM	W- L-OT-SOL	W- L-OT-SOL
Providence	80	55	18	3	4	117	.731	280	206	1528	27- 9- 1- 3	28- 9- 2- 1
Hartford	80	50	20	2	8	110	.688	266	198	1558	25-11- 1- 3	25- 9- 1- 5
Portland	80	45	26	5	4	99	.619	238	215	1394	27-10- 2- 1	18-16- 3- 3
Manchester	80	39	31	5	5	88	.550	240	228	1416	18-17- 2- 3	21-14- 3- 2
Springfield	80	35	35	5	5	80	.500	214	257	1554	23-13- 3- 1	12-22- 2- 4
Worcester	80	32	37	5	6	75	.469	216	258	1376	18-15- 3- 4	14-22- 2- 2
Lowell	80	25	43	7	5	62	.388	183	270	1074	13-21- 3- 3	12-22- 4- 2

WESTERN CONFERENCE

North Division

	GP	W	L	OTL	SOL	PTS	PCT	GF	GA	PIM	W- L-OT-SOL	W- L-OT-SOL
Y-Toronto	80	51	21	3	5	110	.688	247	202	1453	27- 9- 1- 3	24-12- 2- 2
X-Manitoba	80	46	27	3	4	99	.619	236	197	1407	23-13- 1- 3	23-14- 2- 1
X-Syracuse	80	45	26	2	7	99	.619	246	202	2174	26- 9- 1- 4	19-17- 1- 3
Hamilton	80	36	34	3	7	82	.513	208	235	1230	18-17- 2- 3	18-17- 1- 4
Grand Rapids	80	31	41	2	6	70	.438	210	245	1313	18-18- 1- 3	13-23- 1- 3
Lake Erie	80	26	41	6	7	65	.406	209	276	1521	13-20- 4- 3	13-21- 2- 4
Rochester	80	24	46	6	4	58	.363	197	291	1571	16-18- 3- 3	8-28- 3- 1

West Division

	GP	W	L	OTL	SOL	PTS	PCT	GF	GA	PIM	W- L-OT-SOL	W- L-OT-SOL
Y-Chicago	80	53	22	2	3	111	.694	300	226	1859	29- 9- 1- 1	24-13- 1- 2
X-Rockford	80	44	26	4	6	98	.613	247	231	2099	23-14- 1- 2	21-12- 3- 4
X-Houston	80	45	29	2	4	96	.600	206	183	1448	23-14- 1- 2	22-15- 1- 2
X-Milwaukee	80	44	29	4	3	95	.594	231	212	1191	26-12- 1- 1	18-17- 3- 2
X-San Antonio	80	42	28	3	7	94	.588	238	225	1859	23-13- 2- 2	19-15- 1- 5
Quad City	80	38	32	3	7	86	.538	203	214	1581	15-18- 3- 4	23-14- 0- 3
Peoria	80	38	33	4	5	85	.531	247	242	1528	17-18- 2- 3	21-15- 2- 2
Iowa	80	35	37	5	3	78	.488	217	255	1198	16-19- 3- 2	19-18- 2- 1

TOTAL 1160 1160 907 108 145 2573 6667 44651

2008 Playoffs

Division Semifinals

Series A:	Providence defeats Manchester	(4-0)
Series B:	Portland defeats Hartford	(4-1)
Series C:	Wilkes-Barre/Scranton defeats Hershey	(4-1)
Series D:	Philadelphia defeats Albany	(4-3)
Series E:	Toronto defeats San Antonio	(4-3)
Series F:	Syracuse defeats Manitoba	(4-2)
Series G:	Chicago defeats Milwaukee	(4-2)
Series H:	Rockford defeats Houston	(4-1)

Division Finals

Series I:	Portland defeats Providence	(4-2)
Series J:	Wilkes-Barre/Scranton defeats Philadelphia	(4-1)
Series K:	Toronto defeats Syracuse	(4-3)
Series L:	Chicago defeats Rockford	(4-3)

Conference Finals

Series M:	Wilkes-Barre/Scranton defeats Portland	(4-3)
Series N:	Chicago defeats Toronto	(4-1)

Calder Cup Finals

Series O:	Chicago defeats Wilkes-Barre/Scranton	(4-2)
-----------	---------------------------------------	-------

Attendance Report

TEAM	TOTAL	GAMES	AVERAGE
Hershey	350,815	40	8,770
Manitoba	312,288	40	7,807
W-B/Scranton	306,662	40	7,667
Chicago	298,951	40	7,474
Grand Rapids	275,905	40	6,898
Rochester	273,404	40	6,835
Manchester	268,249	40	6,706
Philadelphia	267,148	40	6,679
Houston	251,191	40	6,280
Providence	244,276	40	6,107
Lake Erie	238,965	40	5,974
Milwaukee	220,698	40	5,517
Syracuse	217,694	40	5,442
Portland	194,435	40	4,861
Hamilton	182,991	40	4,575
San Antonio	180,808	40	4,520
Peoria	177,637	40	4,441
Hartford	176,213	40	4,405
Toronto	173,926	40	4,348
Worcester	173,745	40	4,344
Norfolk	169,621	40	4,241
Bridgeport	167,847	40	4,196
Binghamton	162,772	40	4,069
Albany	157,601	40	3,940
Rockford	153,056	40	3,826
Iowa	151,561	40	3,789
Quad City	140,908	40	3,523
Springfield	139,242	40	3,481
Lowell	84,094	40	2,102
TOTAL	6,112,703	1160	5,269





RECORD BOOK

YEAR-BY-YEAR STANDINGS

2008-09 REGULAR SEASON STANDINGS

HOME

ROAD

EASTERN CONFERENCE

Atlantic Division

	GP	W	L	T	OTL	PTS	WPCT	GF	GA	PIM	W-L-T-OTL	W-L-T-OTL
Hartford	80	46	27	3	4	99	.619	243	216	1690	25-13-0-2	21-14-3-2
Providence	80	43	29	2	6	94	.588	238	232	1324	27-12-0-1	16-17-2-5
Portland	80	39	31	3	7	88	.550	249	239	1209	24-13-0-3	15-18-3-4
Worcester	80	42	35	1	2	87	.544	223	223	1446	24-15-0-1	18-20-1-1
Manchester	80	37	35	0	8	82	.512	211	218	1349	20-16-0-4	17-19-0-4
Lowell	80	35	36	2	7	79	.494	213	243	1472	19-16-0-5	16-20-2-2
Springfield	80	24	44	8	4	60	.375	188	258	1516	14-19-5-2	10-25-3-2

East Division

Hershey	80	49	23	2	6	106	.662	296	240	1610	27-10-0-3	22-13-2-3
Bridgeport	80	49	23	3	5	106	.662	241	212	1164	29-7-1-3	20-16-2-2
W-B/Scranton	80	49	25	3	3	104	.650	274	212	1422	27-8-2-3	22-17-1-0
Philadelphia	80	43	30	2	5	93	.581	234	232	1432	25-12-1-2	18-18-1-3
Binghamton	80	41	30	5	4	91	.569	232	238	1610	22-13-1-4	19-17-4-0
Norfolk	80	33	38	4	5	75	.469	236	269	1850	20-15-3-2	13-23-1-3
Albany	80	33	40	3	4	73	.456	219	258	1552	20-16-3-1	13-24-0-3

WESTERN CONFERENCE

North Division

Manitoba	80	50	23	1	6	107	.669	239	188	1377	25-13-0-2	25-10-1-4
Hamilton	80	49	27	4	0	102	.637	263	201	1360	24-15-1-0	25-12-3-0
Grand Rapids	80	43	25	6	6	98	.613	255	226	963	25-8-3-4	18-17-3-2
Toronto	80	39	29	5	7	90	.562	240	229	1547	22-12-3-3	17-17-2-4
Syracuse	80	40	32	5	3	88	.550	214	226	1830	25-11-3-1	15-21-2-2
Lake Erie	80	34	38	3	5	76	.475	199	218	1298	20-16-2-2	14-22-1-3
Rochester	80	29	43	0	8	66	.412	184	259	1293	16-19-0-5	13-24-0-3

West Division

Milwaukee	80	49	22	3	6	107	.669	229	195	1332	26-9-1-4	23-13-2-2
Peoria	80	43	31	2	4	92	.575	215	211	1522	24-13-1-2	19-18-1-2
Houston	80	38	31	2	9	87	.544	218	230	1457	23-11-2-4	15-20-0-5
Rockford	80	40	34	0	6	86	.537	229	220	1459	22-16-0-2	18-18-0-4
Quad City	80	36	31	6	7	85	.531	212	216	1417	23-14-2-1	13-17-4-6
Chicago	80	38	37	3	2	81	.506	226	222	1288	23-15-0-2	15-22-3-0
Iowa	80	33	33	4	10	80	.500	209	260	1437	15-18-1-6	18-15-3-4
San Antonio	80	36	38	2	4	78	.487	205	243	1822	20-19-0-1	16-19-2-3

2009 Playoffs

Division Semifinals

Series A:	Worcester defeats Hartford	(4-2)
Series B:	Providence defeats Portland	(4-1)
Series C:	Hershey defeats Philadelphia	(4-0)
Series D:	Wilkes-Barre/Scranton defeats Bridgeport	(4-1)
Series E:	Manitoba defeats Toronto	(4-2)
Series F:	Grand Rapids defeats Hamilton	(4-2)
Series G:	Milwaukee defeats Rockford	(4-0)
Series H:	Houston defeats Peoria	(4-3)

Division Finals

Series I:	Providence defeats Worcester	(4-2)
Series J:	Hershey defeats Wilkes-Barre/Scranton	(4-3)
Series K:	Manitoba defeats Grand Rapids	(4-0)
Series L:	Houston defeats Milwaukee	(4-3)

Conference Finals

Series M:	Hershey defeats Providence	(4-1)
Series N:	Manitoba defeats Houston	(4-2)

Calder Cup Finals

Series O:	Hershey defeats Manitoba	(4-2)
-----------	--------------------------	-------

Attendance Report

TEAM	TOTAL	GAMES	AVERAGE
Hershey	359,499	40	8,987
Manitoba	310,761	40	7,769
Grand Rapids	297,905	40	7,448
Chicago	292,635	40	7,316
W-B/Scranton	279,347	40	6,984
Philadelphia	258,376	40	6,459
Providence	253,718	40	6,343
Houston	239,281	40	5,982
Lake Erie	237,370	40	5,934
Manchester	235,289	40	5,882
Milwaukee	235,107	40	5,878
Syracuse	208,429	40	5,211
San Antonio	206,680	40	5,167
Portland	193,132	40	4,828
Hamilton	184,952	40	4,624
Bridgeport	181,114	40	4,528
Iowa	172,881	40	4,322
Hartford	167,606	40	4,190
Norfolk	164,363	40	4,109
Rochester	163,188	40	4,080
Peoria	160,759	40	4,019
Springfield	158,064	40	3,952
Binghamton	156,671	40	3,917
Rockford	156,352	40	3,909
Worcester	156,089	40	3,902
Toronto	149,139	40	3,728
Albany	141,550	40	3,539
Quad City	121,396	40	3,035
Lowell	91,728	40	2,293
TOTAL	5,933,381	1160	5,114





2009-10 REGULAR SEASON STANDINGS

HOME

ROAD

EASTERN CONFERENCE

Atlantic Division

	GP	W	L	OTL	SOL	PTS	PCT	GF	GA	PIM	W-L-T-OTL	W-L-T-OTL
y Worcester Sharks	80	49	25	3	3	104	0.650	275	239	1268	26-11-2-1	23-14-1-2
x Portland Pirates	80	45	24	7	4	101	0.631	244	214	1421	25-10-3-2	20-14-4-2
x Manchester Monarchs	80	43	28	3	6	95	0.594	213	200	1182	25-11-1-3	18-17-2-3
x Lowell Devils	80	39	31	4	6	88	0.550	239	232	1423	20-16-1-3	19-15-3-3
x Bridgeport Sound Tigers	80	38	32	4	6	86	0.537	201	220	1711	21-15-1-3	17-17-3-3
Hartford Wolf Pack	80	36	33	6	5	83	0.519	231	251	1603	22-13-3-2	14-20-3-3
Providence Bruins	80	36	38	5	1	78	0.487	207	226	1194	17-19-3-1	19-19-2-0
Springfield Falcons	80	25	39	12	4	66	0.412	207	296	1636	14-18-6-2	11-21-6-2

East Division

y Hershey Bears	80	60	17	0	3	123	0.769	342	198	1435	34-4-0-2	26-13-0-1
x Albany River Rats	80	43	29	3	5	94	0.588	244	231	1515	25-12-2-1	18-17-1-4
x WB/Scranton Penguins	80	41	34	2	3	87	0.544	239	229	1515	27-12-0-1	14-22-2-2
Norfolk Admirals	80	39	35	3	3	84	0.525	208	214	973	19-18-0-3	20-17-3-0
Binghamton Senators	80	36	35	6	3	81	0.506	251	260	1400	20-16-2-2	16-19-4-1
Syracuse Crunch	80	34	39	4	3	75	0.469	227	272	1771	19-18-2-1	15-21-2-2
Adirondack Phantoms	80	32	41	3	4	71	0.444	199	251	1298	19-17-3-1	13-24-0-3

WESTERN CONFERENCE

North Division

y Hamilton Bulldogs	80	52	17	3	8	115	0.719	271	182	1257	25-10-2-3	27-7-1-5
x Rochester Americans	80	44	33	2	1	91	0.569	253	247	1352	23-14-2-1	21-19-0-0
x Abbotsford Heat	80	39	29	5	7	90	0.562	217	231	1796	18-14-4-4	21-15-1-3
x Manitoba Moose	80	40	33	5	2	87	0.544	204	232	1509	22-14-3-1	18-19-2-1
Toronto Marlies	80	33	35	6	6	78	0.487	193	261	1707	22-13-3-2	11-22-3-4
Lake Erie Monsters	80	34	37	1	8	77	0.481	234	257	1011	19-18-0-3	15-19-1-5
Grand Rapids Griffins	80	34	39	3	4	75	0.469	244	265	1272	19-19-1-1	15-20-2-3

West Division

y Chicago Wolves	80	49	24	1	6	105	0.656	264	214	1112	29-8-0-3	20-16-1-3
x Texas Stars	80	46	27	3	4	99	0.619	238	198	1113	24-13-1-2	22-14-2-2
x Rockford IceHogs	80	44	30	3	3	94	0.588	226	226	1395	26-12-1-1	18-18-2-2
x Milwaukee Admirals	80	41	30	2	7	91	0.569	237	220	1172	20-15-1-4	21-15-1-3
Peoria Rivermen	80	38	33	2	7	85	0.531	233	248	1363	22-15-1-2	16-18-1-5
San Antonio Rampage	80	36	32	5	7	84	0.525	235	244	1357	21-14-2-3	15-18-3-4
Houston Aeros	80	34	34	7	5	80	0.500	206	224	1300	19-17-4-0	15-17-3-5

x = Teams who have clinched a playoff spot. y = Teams who have clinched the division title

2010 Playoffs

Division Semifinals

Series A:	Worcester defeats Lowell	(4-1)
Series B:	Manchester defeats Portland	(4-0)
Series C:	Hershey defeats Bridgeport	(4-1)
Series D:	Albany defeats Wilkes-Barre/Scranton	(4-0)
Series E:	Hamilton defeats Manitoba	(4-2)
Series F:	Abbotsford defeats Rochester	(4-3)
Series G:	Chicago defeats Milwaukee	(4-3)
Series H:	Texas defeats Rockford	(4-0)

Division Finals

Series I:	Manchester defeats Worcester	(4-2)
Series J:	Hershey defeats Albany	(4-0)
Series K:	Hamilton defeats Abbotsford	(4-2)
Series L:	Texas defeats Chicago	(4-3)

Conference Finals

Series M:	Hershey defeats Manchester	(4-2)
Series N:	Texas defeats Hamilton	(4-3)

Calder Cup Finals

Series O:	Hershey defeats Texas	(4-2)
-----------	-----------------------	-------

Attendance Report

TEAM	TOTAL	GAMES	AVERAGE
Hershey	359,499	40	8,987
Manitoba	310,761	40	7,769
Grand Rapids	297,905	40	7,448
Chicago	292,635	40	7,316
W-B/Scranton	279,347	40	6,984
Philadelphia	258,376	40	6,459
Providence	253,718	40	6,343
Houston	239,281	40	5,982
Lake Erie	237,370	40	5,934
Manchester	235,289	40	5,882
Milwaukee	235,107	40	5,878
Syracuse	208,429	40	5,211
San Antonio	206,680	40	5,167
Portland	193,132	40	4,828
Hamilton	184,952	40	4,624
Bridgeport	181,114	40	4,528
Iowa	172,881	40	4,322
Hartford	167,606	40	4,190
Norfolk	164,363	40	4,109
Rochester	163,188	40	4,080
Peoria	160,759	40	4,019
Springfield	158,064	40	3,952
Binghamton	156,671	40	3,917
Rockford	156,352	40	3,909
Worcester	156,089	40	3,902
Toronto	149,139	40	3,728
Albany	141,550	40	3,539
Quad City	121,396	40	3,035
Lowell	91,728	40	2,293
TOTAL	5,933,381	1160	5,114

2010-11 REGULAR SEASON STANDINGS

HOME

ROAD

EASTERN CONFERENCE

Atlantic Division

	GP	W	L	OTL	SOL	PTS	PCT	GF	GA	PIM	W-L-T-OTL	W-L-T-OTL
y Portland	80	47	24	7	2	103	0.644	280	238	1294	25-8-6-1	22-16-1-1
x Manchester	80	44	26	4	6	98	0.613	255	209	1423	25-12-1-2	19-14-3-4
x Connecticut	80	40	32	2	6	88	0.550	221	223	1749	19-17-2-2	21-15-0-4
Worcester	80	36	31	4	9	85	0.531	210	245	1226	20-13-2-5	16-18-2-4
Providence	80	38	36	3	3	82	0.512	209	252	1437	19-18-1-2	19-18-2-1
Springfield	80	35	40	2	3	75	0.469	233	253	1307	18-19-2-1	17-21-0-2
Bridgeport	80	30	39	4	7	71	0.444	218	266	1407	18-15-4-3	12-24-0-4

East Division

y W-B/Scranton	80	58	21	0	1	117	0.731	261	183	1433	30-10-0-0	28-11-0-1
x Hershey	80	46	26	3	5	100	0.625	255	214	1581	21-14-2-3	25-12-1-2
x Charlotte	80	44	27	2	7	97	0.606	265	243	1318	22-13-1-4	22-14-1-3
x Norfolk	80	39	26	9	6	93	0.581	265	230	1600	19-11-5-5	20-15-4-1
x Binghamton	80	42	30	3	5	92	0.575	255	221	1225	22-13-2-3	20-17-1-2
Syracuse	80	35	38	3	4	77	0.481	217	249	1482	20-16-2-2	15-22-1-2
Adirondack	80	31	39	4	6	72	0.450	197	248	1563	19-15-3-3	12-24-1-3
Albany	80	32	42	1	5	70	0.438	217	283	1927	15-22-0-3	17-20-1-2

WESTERN CONFERENCE

North Division

y Hamilton	80	44	27	2	7	97	0.606	226	193	1200	22-15-1-2	22-12-1-5
x Lake Erie	80	44	28	3	5	96	0.600	223	206	1202	24-11-2-3	20-17-1-2
x Manitoba	80	43	30	1	6	93	0.581	220	210	1102	23-15-1-1	20-15-0-5
Abbotsford	80	38	32	4	6	86	0.537	186	212	1294	22-14-2-2	16-18-2-4
Toronto	80	37	32	1	10	85	0.531	228	219	1409	17-17-1-5	20-15-0-5
Grand Rapids	80	36	34	2	8	82	0.512	227	254	1468	18-16-1-5	18-18-1-3
Rochester	80	31	39	5	5	72	0.450	218	266	1360	14-20-2-4	17-19-3-1

West Division

y Milwaukee	80	44	22	6	8	102	0.637	226	194	1037	23-12-2-3	21-10-4-5
x Houston	80	46	28	1	5	98	0.613	240	212	1288	25-12-1-2	21-16-0-3
x Peoria	80	42	30	3	5	92	0.575	223	218	1607	20-16-2-2	22-14-1-3
x Texas	80	41	29	4	6	92	0.575	213	210	1026	22-12-3-3	19-17-1-3
x Oklahoma City	80	40	29	2	9	91	0.569	245	234	1351	18-16-2-4	22-13-0-5
Chicago	80	39	30	5	6	89	0.556	260	262	1402	19-15-1-5	20-15-4-1
San Antonio	80	40	33	4	3	87	0.544	228	245	1284	23-14-1-2	17-19-3-1
Rockford	80	38	33	4	5	85	0.531	216	245	1503	19-17-2-2	19-16-2-3

x = Teams who have clinched a playoff spot. y = Teams who have clinched the division title

2011 Playoffs

Division Semifinals

Series A:	Portland defeats Connecticut	(4-2)
Series B:	Binghamton defeats Manchester	(4-3)
Series C:	Wilkes-Barre/Scranton defeats Norfolk	(4-2)
Series D:	Charlotte defeats Hershey	(4-2)
Series E:	Hamilton defeats Oklahoma City	(4-2)
Series F:	Manitoba defeats Lake Erie	(4-3)
Series G:	Milwaukee defeats Texas	(4-2)
Series H:	Houston defeats Peoria	(4-0)

Division Finals

Series I:	Binghamton defeats Portland	(4-2)
Series J:	Charlotte defeats Wilkes-Barre/Scranton	(4-2)
Series K:	Hamilton defeats Manitoba	(4-3)
Series L:	Milwaukee defeats Houston	(4-3)

Conference Finals

Series M:	Binghamton defeats Charlotte	(4-0)
Series N:	Houston defeats Hamilton	(4-3)

Calder Cup Finals

Series O:	Binghamton defeats Houston	(4-2)
-----------	----------------------------	-------

Attendance Report

TEAM	TOTAL	GAMES	AVERAGE
Hershey	392,005	40	9,800
Manitoba	336,156	40	8,404
Chicago	298,117	40	7,453
Providence	292,970	40	7,324
Grand Rapids	289,646	40	7,241
Lake Erie	262,735	40	6,568
San Antonio	256,433	40	6,411
W-B/Scranton	254,411	40	6,360
Houston	253,021	40	6,326
Charlotte	252,486	40	6,312
Milwaukee	231,839	40	5,796
Connecticut	227,792	40	5,695
Manchester	218,444	40	5,461
Texas	213,584	40	5,340
Peoria	207,852	40	5,196
Syracuse	206,158	40	5,154
Toronto	187,741	40	4,694
Portland	186,192	40	4,655
Norfolk	179,609	40	4,490
Rockford	174,418	40	4,360
Hamilton	170,292	40	4,257
Oklahoma City	166,195	40	4,155
Bridgeport	165,609	40	4,140
Worcester	162,728	40	4,068
Rochester	154,890	40	3,872
Abbotsford	152,272	40	3,807
Springfield	148,695	40	3,717
Binghamton	146,097	40	3,652
Adirondack	143,001	40	3,575
Albany	124,563	40	3,114
TOTAL	6,455,951	1200	5,379



RECORD BOOK

YEAR-BY-YEAR STANDINGS



2011-12 REGULAR SEASON STANDINGS

HOME

ROAD

EASTERN CONFERENCE

Atlantic Division

	GP	W	L	OTL	SOL	PTS	PCT	GF	GA	PIM	W-L-T-OTL	W-L-T-OTL
y St. John's	76	43	25	5	3	94	0.618	240	216	1047	20-15-3-0	23-10-2-3
x Manchester	76	39	32	2	3	83	0.546	207	208	1325	21-16-0-1	18-16-2-2
Portland	76	36	31	4	5	81	0.533	223	254	1296	23-14-1-0	13-17-3-5
Providence	76	35	34	3	4	77	0.507	193	214	1097	20-14-1-3	15-20-2-1
Worcester	76	31	33	4	8	74	0.487	199	218	1620	18-18-0-2	13-15-4-6

Northeast Division

y Bridgeport	76	41	26	3	6	91	0.599	233	219	1334	25-9-2-2	16-17-1-4
x Connecticut	76	36	26	7	7	86	0.566	210	208	1236	21-9-3-5	15-17-4-2
Adirondack	76	37	35	2	2	78	0.513	204	217	1288	23-14-0-1	14-21-2-1
Springfield	76	36	34	3	3	78	0.513	217	231	1256	20-14-1-3	16-20-2-0
Albany	76	31	34	6	5	73	0.480	190	226	1252	18-13-4-3	13-21-2-2

East Division

y Norfolk	76	55	18	1	2	113	0.743	273	180	1437	27-9-1-1	28-9-0-1
x W-B/Scranton	76	44	25	2	5	95	0.625	235	215	1198	18-16-2-2	26-9-0-3
x Hershey	76	38	26	4	8	88	0.579	244	225	1611	20-11-2-5	18-15-2-3
x Syracuse	76	37	29	5	5	84	0.553	238	234	1238	19-14-3-2	18-15-2-3
Binghamton	76	29	40	5	2	65	0.428	201	243	1189	15-17-4-2	14-23-1-0

WESTERN CONFERENCE

North Division

y Toronto	76	44	24	5	3	96	0.632	217	175	1134	24-10-3-1	20-14-2-2
x Rochester	76	36	26	10	4	86	0.566	224	221	1067	21-10-5-2	15-16-5-2
Lake Erie	76	37	29	3	7	84	0.553	189	210	1287	20-13-2-3	17-16-1-4
Grand Rapids	76	33	32	7	4	77	0.507	245	249	1183	18-15-3-2	15-17-4-2
Hamilton	76	34	35	2	5	75	0.493	185	226	1214	18-15-1-4	16-20-1-1

Midwest Division

y Chicago	76	42	27	4	3	91	0.599	213	193	1065	21-14-1-2	21-13-3-1
x Milwaukee	76	40	29	2	5	87	0.572	210	190	1050	22-12-2-2	18-17-0-3
Charlotte	76	38	29	3	6	85	0.559	209	214	1067	18-16-1-3	20-13-2-3
Peoria	76	39	33	2	2	82	0.539	217	207	1102	19-18-1-0	20-15-1-2
Rockford	76	35	32	2	7	79	0.520	207	228	1391	18-16-0-4	17-16-2-3

West Division

y Oklahoma City	76	45	22	4	5	99	0.651	213	176	1121	21-12-3-2	24-10-1-3
x Abbotsford	76	42	26	3	5	92	0.605	200	201	1251	18-15-3-2	24-11-0-3
x San Antonio	76	41	30	3	2	87	0.572	197	204	987	21-16-0-1	20-14-3-1
x Houston	76	35	25	5	11	86	0.566	202	206	960	17-9-4-8	18-16-1-3
Texas	76	31	40	3	2	67	0.441	224	251	983	18-17-2-1	13-23-1-1

x = Teams who have clinched a playoff spot. y = Teams who have clinched the division title

2012 Playoffs

Conference Quarterfinals

Series A:	Norfolk defeats Manchester	(3-1)
Series B:	St. John's defeats Syracuse	(3-1)
Series C:	Hershey defeats Bridgeport	(3-0)
Series D:	Wilkes-Barre/Scranton defeats Hershey	(3-2)
Series E:	Oklahoma City defeats Houston	(3-1)
Series F:	Toronto defeats Rochester	(3-0)
Series G:	San Antonio defeats Chicago	(3-2)
Series H:	Abbotsford defeats Milwaukee	(3-0)

Conference Semifinals

Series I:	Norfolk defeats Connecticut	(4-2)
Series J:	St. John's defeats Wilkes-Barre/Scranton	(4-3)
Series K:	Oklahoma City defeats San Antonio	(4-1)
Series L:	Toronto defeats Abbotsford	(4-1)

Conference Finals

Series M:	Norfolk defeats St. John's	(4-0)
Series N:	Toronto defeats Oklahoma City	(4-1)

Calder Cup Finals

Series O:	Norfolk defeats Toronto	(4-0)
-----------	-------------------------	-------

Attendance Report

TEAM	TOTAL	GAMES	AVERAGE
Hershey	375,146	38	9,872
Lake Erie	298,096	38	7,845
Chicago	289,015	37	7,811
Providence	286,839	37	7,752
Grand Rapids	275,632	38	7,253
Houston	267,647	37	7,234
San Antonio	261,753	37	7,074
Charlotte	257,189	38	6,768
St. John's	239,299	38	6,297
Milwaukee	228,720	37	6,182
W-B/Scranton	229,053	38	6,028
Manchester	208,814	37	5,644
Rochester	212,605	38	5,595
Toronto	208,223	38	5,480
Texas	207,855	38	5,470
Peoria	205,726	38	5,414
Syracuse	199,354	38	5,246
Portland	195,997	38	5,158
Norfolk	194,521	38	5,119
Bridgeport	180,668	37	4,883
Hamilton	179,856	37	4,861
Adirondack	172,379	37	4,659
Connecticut	173,788	38	4,573
Worcester	161,482	37	4,364
Rockford	161,286	38	4,244
Oklahoma City	140,008	38	3,684
Springfield	139,050	38	3,659
Binghamton	135,950	38	3,578
Abbotsford	131,026	37	3,541
Albany	128,005	37	3,460
TOTAL	6,344,982	1,128	5,624



2012-13 REGULAR SEASON STANDINGS

HOME

ROAD

EASTERN CONFERENCE

Atlantic Division

	GP	W	L	OTL	SOL	PTS	PCT	GF	GA	W-L-T-OTL	W-L-T-OTL
Providence	76	50	21	0	5	105	.691	222	183	26-9-0-3	24-12-0-2
Portland	76	41	30	3	2	87	.572	230	233	24-11-2-1	17-19-1-1
Manchester	76	37	32	3	4	81	.533	219	209	19-14-2-3	18-18-1-1
Worcester	76	31	34	4	7	73	.480	191	228	13-17-4-4	18-17-0-3
St. John's	76	32	36	3	5	72	.474	195	237	13-19-3-3	19-17-0-2

Northeast Division

Springfield	76	45	22	5	4	99	.651	235	186	24-10-1-3	21-12-4-1
Connecticut	76	35	32	6	3	79	.520	213	222	20-14-2-2	15-18-4-1
Bridgeport	76	32	32	7	5	76	.500	218	242	19-11-4-4	13-21-3-1
Albany	76	31	32	1	12	75	.493	193	225	14-16-0-8	17-16-1-4
Adirondack	76	31	38	3	4	69	.454	187	223	18-17-1-2	13-21-2-2

East Division

Syracuse	76	43	22	6	5	97	.638	247	201	19-12-4-3	24-10-2-2
Binghamton	76	44	24	1	7	96	.632	227	188	25-9-1-3	19-15-0-4
Wilkes-Barre/Scranton	76	42	30	2	2	88	.579	185	178	19-15-2-2	23-15-0-0
Hershey	76	36	31	3	6	81	.533	204	196	18-15-3-2	18-16-0-4
Norfolk	76	37	34	4	1	79	.520	188	207	22-13-3-0	15-21-1-1

WESTERN CONFERENCE

North Division

Toronto	76	43	23	3	7	96	.632	237	199	26-8-1-3	17-15-2-4
Rochester	76	43	29	3	1	90	.592	234	209	22-15-0-1	21-14-3-0
Lake Erie	76	35	31	3	7	80	.526	211	220	16-16-2-4	19-15-1-3
Abbotsford	76	34	32	4	6	78	.513	171	198	23-12-2-1	11-20-2-5
Hamilton	76	29	41	1	5	64	.421	159	228	18-17-1-2	11-24-0-3

Midwest Division

Grand Rapids	76	42	26	4	4	92	.605	234	205	21-12-3-2	21-14-1-2
Milwaukee	76	41	28	4	3	89	.586	197	200	21-12-3-2	20-16-1-1
Rockford	76	42	31	2	1	87	.572	246	225	21-17-0-0	21-14-2-1
Chicago	76	37	30	5	4	83	.546	204	207	20-12-2-4	17-18-3-0
Peoria	76	33	35	5	3	74	.487	183	218	20-13-2-3	13-22-3-0

South Division

Texas	76	43	22	5	6	97	.638	235	201	18-13-2-5	25-9-3-1
Charlotte	76	42	26	4	4	92	.605	226	202	19-16-2-1	23-10-2-3
Oklahoma City	76	40	25	2	9	91	.599	240	228	22-11-2-3	18-14-0-6
Houston	76	40	26	5	5	90	.592	212	199	21-11-3-3	19-15-2-2
San Antonio	76	29	38	2	7	67	.441	195	541	16-17-0-5	13-21-2-2

x = Teams who have clinched a playoff spot. y = Teams who have clinched the division title

2013 Playoffs

Conference Quarterfinals

Series A:	Providence defeats Hershey	(3-2)
Series B:	Springfield defeats Manchester	(3-1)
Series C:	Syracuse defeats Portland	(3-0)
Series D:	Wilkes-Barre/Scranton defeats Binghamton	(3-0)
Series E:	Texas defeats Milwaukee	(3-1)
Series F:	Toronto defeats Rochester	(3-0)
Series G:	Grand Rapids defeats Houston	(3-2)
Series H:	Oklahoma City defeats Charlotte	(3-2)

Conference Semifinals

Series I:	Wilkes-Barre/Scranton defeats Providence	(4-3)
Series J:	Syracuse defeats Springfield	(4-0)
Series K:	Oklahoma City defeats Texas	(4-1)
Series L:	Grand Rapids defeats Toronto	(4-2)

Conference Finals

Series M:	Syracuse defeats Wilkes-Barre/Scranton	(4-1)
Series N:	Grand Rapids defeats Oklahoma City	(4-3)

Calder Cup Finals

Series O:	Grand Rapids defeats Syracuse	(4-2)
-----------	-------------------------------	-------

Attendance Report

TEAM	TOTAL	GAMES	AVERAGE
Hershey	381,764	38	10,046
Chicago	312,732	38	8,230
Providence	311,127	38	8,188
Grand Rapids	291,892	38	7,681
Lake Erie	291,828	38	7,680
San Antonio	268,560	38	7,067
Houston	258,122	38	6,793
Charlotte	257,688	38	6,781
Toronto	253,868	38	6,681
Rochester	239,914	38	6,314
St. John's	238,906	38	6,287
W-B/Scranton	229,453	38	6,038
Manchester	216,816	38	5,706
Milwaukee	213,700	38	5,624
Norfolk	207,156	38	5,451
Syracuse	205,155	38	5,399
Hamilton	203,012	38	5,342
Bridgeport	201,402	38	5,300
Texas	195,533	38	5,146
Peoria	191,024	38	5,027
Rockford	173,292	38	4,560
Connecticut	172,506	38	4,540
Portland	168,890	38	4,444
Worcester	166,203	38	4,374
Adirondack	151,753	38	3,994
Springfield	148,442	38	3,906
Albany	146,696	38	3,860
Abbotsford	143,571	38	3,778
Binghamton	135,260	38	3,559
Oklahoma City	134,030	38	3,527
TOTAL	6,510,295	1140	5,710



2013-14 REGULAR SEASON STANDINGS

HOME ROAD

EASTERN CONFERENCE

	GP	W	L	OTL	SOL	PTS	PCT	GF	GA	PIM			S/O
Atlantic Division													
y Manchester	76	48	19	3	6	105	0.691	244	188	1005	28-7-1-2	20-12-2-4	5-6
x St. John's	76	46	23	2	5	99	0.651	258	207	1318	23-10-2-3	23-13-0-2	4-5
x Providence	76	40	25	2	9	91	0.599	233	210	1103	21-12-2-3	19-13-0-6	11-9
Worcester	76	36	34	4	2	78	0.513	189	226	1278	19-17-1-1	17-17-3-1	10-2
Portland	76	24	39	3	10	61	0.401	222	284	1568	10-19-0-9	14-20-3-1	5-10
Northwest Division													
y Springfield	76	47	23	1	5	100	0.658	247	212	1255	23-12-0-3	24-11-1-2	10-5
x Albany	76	40	23	5	8	93	0.612	220	193	1045	24-9-3-2	16-14-2-6	7-8
Hartford	76	37	32	1	6	81	0.533	202	220	1493	21-13-0-4	16-19-1-2	6-6
Adirondack	76	30	38	2	6	68	0.447	182	225	1822	16-17-1-4	14-21-1-2	4-6
Bridgeport	76	28	40	2	6	64	0.421	183	238	1832	17-19-1-1	11-21-1-5	4-6
East Division													
y Binghamton	76	44	24	3	5	96	0.632	276	232	1481	24-8-2-4	20-16-1-1	3-5
x W-B/Scranton	76	42	26	3	5	92	0.605	206	185	1532	21-14-1-2	21-12-2-3	4-5
x Norfolk	76	40	26	3	7	90	0.592	201	192	1394	20-13-1-4	20-13-2-3	10-7
Hershey	76	39	27	5	5	88	0.579	221	213	1330	24-10-1-3	15-17-4-2	7-5
Syracuse	76	31	32	4	9	75	0.493	198	232	1751	17-12-2-7	14-20-2-2	3-9

WESTERN CONFERENCE

North Division													
y Toronto	76	45	25	2	4	96	0.632	223	202	1644	25-10-1-2	20-15-1-2	5-4
x Rochester	76	37	28	6	5	85	0.559	216	217	1165	22-10-3-3	15-18-3-2	3-5
Utica	76	35	32	5	4	79	0.520	187	216	1092	16-17-2-3	19-15-3-1	7-4
Lake Erie	76	32	33	1	10	75	0.493	197	232	1622	20-13-1-4	12-20-0-6	8-10
Hamilton	76	33	35	1	7	74	0.487	182	224	1350	14-19-1-4	19-16-0-3	5-7
Miswest Division													
y Chicago	76	45	21	5	5	100	0.658	239	191	1026	25-8-3-2	20-13-2-3	8-5
x Grand Rapids	76	46	23	2	5	99	0.651	238	187	945	23-13-0-2	23-10-2-3	5-5
x Milwaukee	76	39	24	6	7	91	0.599	215	199	1211	24-9-3-2	15-15-3-5	5-7
Rockford	76	35	32	5	4	79	0.520	234	262	1159	24-11-1-2	11-21-4-2	4-4
Iowa	76	27	36	7	6	67	0.441	169	235	1221	11-22-3-2	16-14-4-4	8-6
South Division													
y Texas	76	48	18	3	7	106	0.697	274	197	923	29-8-0-1	19-10-3-6	2-7
x Abbotsford	76	43	25	5	3	94	0.618	237	215	966	20-11-4-3	23-14-1-0	5-3
x Oklahoma City	76	36	29	2	9	83	0.546	239	256	1241	23-12-1-2	13-17-1-7	4-9
Charlotte	76	37	36	1	2	77	0.507	228	241	1118	19-18-1-0	18-18-0-2	4-2
San Antonio	76	30	37	3	6	69	0.454	206	235	1082	18-14-3-3	12-23-0-3	12-6

x = Teams who have clinched a playoff spot. y = Teams who have clinched the division title

2014 Playoffs

Conference Quarterfinals

Series A:	Norfolk defeats Manchester	(3-1)
Series B:	Providence defeats Springfield	(3-2)
Series C:	Wilkes-Barre/Scranton defeats Binghamton	(3-1)
Series D:	St. John's defeats Albany	(3-1)
Series E:	Texas defeats Oklahoma City	(3-0)
Series F:	Chicago defeats Rochester	(3-2)
Series G:	Toronto defeats Milwaukee	(3-0)
Series H:	Grand Rapids defeats Abbotsford	(3-1)

Conference Semifinals

Series I:	St. John's defeats Norfolk	(4-2)
Series J:	Wilkes-Barre/Scranton defeats Providence	(4-3)
Series K:	Texas defeats Grand Rapids	(4-2)
Series L:	Toronto defeats Chicago	(4-0)

Conference Finals

Series M:	St. John's defeats Wilkes-Barre/Scranton	(4-2)
Series N:	Texas defeats Toronto	(4-3)

Calder Cup Finals

Series O:	Texas defeats St. John's	(4-1)
-----------	--------------------------	-------

Attendance Report

TEAM	TOTAL	GAMES	AVERAGE
Hershey	367,238	38	9,664
Grand Rapids	312,355	38	8,220
Lake Erie	309,472	38	8,144
Providence	309,113	38	8,135
Chicago	301,214	38	7,927
San Antonio	266,053	38	7,001
Charlotte	241,685	38	6,360
St. John's	238,906	38	6,287
Toronto	228,490	38	6,013
Iowa	223,559	38	5,883
Milwaukee	222,082	38	5,844
W-B/Scranton	220,556	38	5,804
Manchester	213,104	38	5,608
Syracuse	211,815	38	5,574
Rochester	205,669	38	5,412
Texas	201,174	38	5,294
Norfolk	190,143	38	5,004
Hamilton	187,938	38	4,946
Bridgeport	184,688	38	4,860
Rockford	182,540	38	4,804
Adirondack	159,289	38	4,192
Hartford	154,680	38	4,071
Worcester	150,402	38	3,958
Binghamton	149,560	38	3,936
Springfield	143,916	38	3,787
Utica	130,518	38	3,435
Albany	127,673	38	3,360
Oklahoma City	127,228	38	3,348
Abbotsford	114,250	38	3,007
Portland	83,040	38	2,185
TOTAL	6,158,350	1140	5,402

2014-15 REGULAR SEASON STANDINGS

HOME ROAD

EASTERN CONFERENCE

Atlantic Division

	GP	W	L	OTL	SOL	PTS	PCT
1. y Manchester	76	50	17	6	3	109	.717
2. x Providence	76	41	26	7	2	91	.599
3. x Worcester	76	41	29	4	2	88	.579
4. x Portland	76	39	28	7	2	87	.572
5. St. John's	76	32	33	9	2	75	.493

Northwest Division

	GP	W	L	OTL	SOL	PTS	PCT
1. y Hartford	76	43	24	5	4	95	.625
2. x Syracuse	76	41	25	10	0	92	.605
3. Springfield	76	38	28	8	2	86	.566
4. Albany	76	37	28	5	6	85	.559
5. Bridgeport	76	28	40	2	6	64	0.421

East Division

	GP	W	L	OTL	SOL	PTS	PCT
1. y Hershey	76	46	22	5	3	100	.658
2. x W-B/Scranton	76	44	24	3	4	97	.638
3. Binghamton	76	34	34	7	1	76	.500
4. Lehigh Valley	76	33	35	7	1	74	.487
5. Norfolk	76	27	39	6	4	64	.421

WESTERN CONFERENCE

North Division

	GP	W	L	OTL	SOL	PTS	PCT
1. y Utica	76	47	20	7	2	103	.678
2. x Toronto	76	40	27	9	0	89	.586
3. Hamilton	76	34	29	12	1	81	.533
4. Adirondack	76	35	33	6	2	78	.513
5. Rochester	76	29	41	5	1	64	.421

Midwest Division

	GP	W	L	OTL	SOL	PTS	PCT
1. y Grand Rapids	76	46	22	6	2	100	.658
2. x Rockford	76	46	26	5	2	99	.651
3. x Chicago	76	40	29	6	1	87	.572
4. Lake Erie	76	35	29	8	4	82	.539
5. Milwaukee	76	33	28	8	7	81	.533

West Division

	GP	W	L	OTL	SOL	PTS	PCT
1. y San Antonio	76	45	23	7	1	98	.645
2. x Texas	76	40	22	13	1	94	.618
3. x Oklahoma City	76	41	27	5	3	90	.592
4. Charlotte	76	31	38	6	1	69	.454
5. Iowa	76	23	49	2	2	50	.329

x = Teams who have clinched a playoff spot. y = Teams who have clinched the division title

	GF	GA	PIM	HOME	ROAD	S/O
	241	176	1310	30-7-1-0	20-10-5-3	2-3
	209	185	989	25-12-0-1	16-14-7-1	1-2
	224	198	809	22-13-2-1	19-16-2-1	2-2
	203	190	1187	22-10-5-1	17-18-2-1	2-2
	183	235	1215	18-15-5-0	14-18-4-2	5-2
	221	214	1143	24-8-4-2	19-16-1-2	2-4
	218	219	1550	22-10-6-0	19-15-4-0	3-0
	192	209	1269	19-13-5-1	19-15-3-1	5-2
	199	201	1368	20-12-2-4	17-16-3-2	2-6
	183	238	1832	17-19-1-1	11-21-1-5	3-1
	218	181	1507	26-7-3-2	20-15-2-1	2-3
	212	163	1338	23-14-0-1	22-10-3-3	0-4
	242	258	1620	19-14-4-1	15-20-3-0	1-1
	194	237	1834	17-15-5-1	16-20-2-0	7-1
	168	219	1452	15-17-5-1	12-22-1-3	0-4
	219	182	978	25-10-3-0	22-10-4-2	2-2
	207	203	1129	20-13-5-0	20-14-4-0	1-0
	201	208	1179	15-16-6-1	19-13-6-0	0-1
	233	240	1396	17-17-4-0	18-16-2-2	1-2
	209	251	1189	17-19-2-0	12-22-3-1	2-1
	249	185	869	23-10-4-1	23-12-2-1	2-2
	222	180	1197	24-9-4-1	22-14-1-1	3-2
	210	198	1076	19-15-3-1	21-14-3-0	1-1
	211	240	1112	18-15-3-2	17-14-5-2	2-4
	206	218	1186	16-16-2-4	17-12-6-3	2-7
	222	1237		23-11-4-0	22-12-3-1	6-1
	216	908		20-9-8-1	20-13-5-0	2-1
	212	1098		21-12-3-2	20-15-2-1	0-3
	172	1314		19-16-2-1	12-22-4-0	5-1
	172	1028		10-26-1-1	13-23-1-1	1-2

2015 Playoffs

Conference Quarterfinals

Series A:	Manchester defeats Portland	(3-2)
Series B:	Hershey defeats Worcester	(3-1)
Series C:	Hartford defeats Providence	(3-2)
Series D:	Wilkes-Barre/Scranton defeats Syracuse	(3-0)
Series E:	Utica defeats Chicago	(3-2)
Series F:	Grand Rapids defeats Toronto	(3-2)
Series G:	San Antonio defeats Oklahoma City	(3-0)
Series H:	Rockford defeats Texas	(3-0)

Conference Semifinals

Series I:	Manchester defeats Wilkes-Barre/Scranton	(4-1)
Series J:	Hartford defeats Hershey	(4-2)
Series K:	Utica defeats Oklahoma City	(4-3)
Series L:	Grand Rapids defeats Rockford	(4-1)

Conference Finals

Series M:	Manchester defeats Hartford	(4-0)
Series N:	Utica defeats Grand Rapids	(4-2)

Calder Cup Finals

Series O:	Manchester defeats Utica	(4-1)
-----------	--------------------------	-------

Attendance Report

TEAM	TOTAL	GAMES	AVERAGE
Hershey	372,070	38	9,791
Providence	318,786	38	8,389
Lake Erie	316,589	38	8,331
Lehigh Valley	310,199	38	8,163
Grand Rapids	307,110	38	8,082
Chicago	302,388	38	7,958
San Antonio	250,014	38	6,579
Rochester	234,276	38	6,165
Syracuse	227,472	38	5,986
Charlotte	221,249	38	5,822
Milwaukee	220,745	38	5,809
St. John's	219,559	38	5,778
Wilkes-Barre/Scranton	216,908	38	5,708
Iowa	215,031	38	5,659
Manchester	213,606	38	5,621
Toronto	203,190	38	5,347
Texas	190,088	38	5,002
Rockford	183,701	38	4,834
Norfolk	180,582	38	4,752
Bridgeport	180,263	38	4,744
Hartford	169,766	38	4,468
Hamilton	169,179	38	4,452
Worcester	146,195	38	3,847
Binghamton	143,363	38	3,773
Utica	141,350	38	3,720
Adirondack	138,386	38	3,642
Albany	126,286	38	3,323
Springfield	124,377	38	3,273
Oklahoma City	123,949	38	3,262
Portland	112,604	38	2,963
TOTAL	6,279,811	1,140	5,508



2015-16 REGULAR SEASON STANDINGS

HOME ROAD

EASTERN CONFERENCE

Atlantic Division

	GP	W	L	OTL	SOL	PTS	PCT	GF	GA	PIM	HOME	ROAD	S/O
1. y Hershey	76	43	21	5	7	98	.645	259	220	1083	24-7-2-5	19-14-3-2	6-7
2. x Providence	76	41	22	9	4	95	.625	238	198	967	23-7-4-4	18-15-5-0	2-4
3. x W-B/Scranton	76	43	27	4	2	92	.605	230	203	1170	20-15-2-1	23-12-2-1	1-2
4. x Portland	76	41	27	6	2	90	.592	215	207	93	22-15-0-1	19-12-6-1	1-2
5. x Bridgeport	76	40	29	4	3	87	.572	209	220	1412	22-14-0-2	18-15-4-1	3-3
6. Hartford	76	41	32	3	0	85	.559	202	199	754	20-16-2-0	21-16-1-0	7-0
7. Lehigh Valley	76	34	35	4	3	75	.493	215	222	1012	14-21-1-2	20-14-3-1	5-3
8. Springfield	76	26	42	3	5	60	.395	194	265	1050	16-20-1-1	10-22-2-4	2-5

North Division

1. y Toronto	76	54	16	5	1	114	.750	294	191	936	27-9-2-0	27-7-3-1	4-1
2. x Albany	76	46	20	8	2	102	.671	212	167	1232	27-7-3-1	19-13-5-1	2-2
3. x Utica	76	38	26	8	4	88	.579	224	217	1051	18-11-5-4	20-15-3-0	1-4
4. Syracuse	76	32	29	11	4	79	.520	213	240	1319	18-15-2-3	14-14-9-1	2-4
5. St. John's	76	32	33	8	3	75	.493	208	239	1203	18-13-6-1	14-20-2-2	2-3
6. Rochester	76	34	38	3	1	72	.474	199	249	971	19-16-2-1	15-22-1-0	3-1
7. Binghamton	76	31	38	6	1	69	.454	204	241	1371	18-15-4-1	13-23-2-0	2-1

WESTERN CONFERENCE

Central Division

1. y Milwaukee	76	48	23	3	2	101	.664	224	193	1045	26-11-0-1	22-12-3-1	7-2
2. x Lake Erie	76	43	22	6	5	97	.638	211	188	1162	25-8-1-4	18-14-5-1	2-5
3. x Rockford	76	40	22	10	4	94	.618	214	205	1292	23-9-3-3	17-13-7-1	2-4
4. x Grand Rapids	76	44	30	1	1	90	.592	238	195	1096	25-12-1-0	19-18-0-1	1-1
5. Charlotte	76	36	32	3	5	80	.526	214	229	1078	17-17-2-2	19-15-1-3	6-5
6. Chicago	76	33	35	5	3	74	.487	194	228	1230	20-16-1-1	13-19-4-2	4-3
7. Manitoba	76	26	41	4	5	61	.401	180	250	1077	16-17-2-3	10-24-2-2	0-5
8. Iowa	76	24	41	5	6	59	.388	169	225	933	11-21-3-3	13-20-2-3	3-6

Pacific Division

1. y Ontario	68	44	19	4	1	93	.684	1103	192	138	22-8-3-1	22-11-1-0	0-1
2. x San Diego	68	39	23	4	2	84	.618	1269	208	200	20-10-3-1	19-13-1-1	4-2
3. x Texas	76	40	25	8	3	91	.599	878	277	246	21-11-6-0	19-14-2-3	3-3
4. x San Jose	68	31	26	8	3	73	.537	852	198	193	18-13-2-1	13-13-6-2	3-3
5. Bakersfield	68	31	28	7	2	71	.522	953	212	222	17-13-3-1	14-15-4-1	1-2
6. Stockton	68	32	32	2	2	68	.500	1055	194	224	22-11-1-0	10-21-1-2	4-2
7. San Antonio	76	33	35	8	0	74	.487	1136	213	240	15-20-3-0	18-15-5-0	3-0

x = Teams who have clinched a playoff spot. y = Teams who have clinched the division title

2016 Playoffs

Conference Quarterfinals

Series A:	Hershey defeats Portland	(3-2)
Series B:	Wilkes-Barre/Scranton defeats Providence	(3-0)
Series C:	Toronto defeats Bridgeport	(3-0)
Series D:	Albany defeats Utica	(3-1)
Series E:	Grand Rapids defeats Milwaukee	(3-0)
Series F:	Lake Erie defeats Rockford	(3-0)
Series G:	Ontario defeats San Jose	(3-1)
Series H:	San Diego defeats Texas	(3-1)

Conference Semifinals

Series I:	Hershey defeats Wilkes-Barre/Scranton	(4-3)
Series J:	Toronto defeats Albany	(4-3)
Series K:	Lake Erie defeats Grand Rapids	(4-2)
Series L:	Ontario defeats San Diego	(4-1)

Conference Finals

Series M:	Hershey defeats Toronto	(4-1)
Series N:	Lake Erie defeats Ontario	(4-0)

Calder Cup Finals

Series O:	Lake Erie defeats Hershey	(4-0)
-----------	---------------------------	-------

Attendance Report

TEAM	TOTAL	GAMES	AVERAGE
Hershey	372,008	38	9,790
Lake Erie	326,654	38	8,596
Grand Rapids	324,629	38	8,543
Providence	319,601	38	8,411
Lehigh Valley	313,286	38	8,244
Chicago	302,580	38	7,963
San Diego	294,962	34	8,675
Ontario	291,366	34	8,570
Manitoba	276,845	38	7,285
Toronto	242,940	38	6,393
Milwaukee	234,404	38	6,196
San Antonio	233,212	38	6,137
Rochester	230,550	38	6,067
Iowa	222,135	38	5,846
Charlotte	218,494	38	5,750
St. John's	217,228	38	5,717
W-B/Scranton	214,885	38	5,655
Syracuse	205,583	38	5,410
Texas	192,652	38	5,067
Rockford	190,525	38	5,014
Bakersfield	176,613	34	5,195
Hartford	168,728	38	4,440
Stockton	158,011	34	4,647
San Jose	150,679	34	4,432
Bridgeport	149,727	38	3,940
Utica	146,680	38	3,860
Binghamton	144,852	38	3,812
Albany	127,889	38	3,366
Portland	127,806	38	3,363
Springfield	118,092	38	3,108
TOTAL	6,693,526	1,120	5,982





RECORD BOOK

YEAR-BY-YEAR STATISTICS

1956-57 REGULAR SEASON PLAYER STATS

Player	GP	G	A	PTS	PIM
Bronco Horvath	56	37	44	81	39
Eddie Mazur	47	24	40	64	90
Paul Masnick	64	24	38	62	46
Gordie Hannigan	64	21	40	61	111
Ab McDonald	64	21	31	52	8
Earl Balfour	63	21	16	37	38
Al Langlois	47	5	24	29	64
Billy Harris	43	5	20	25	15
Joe Lund	45	9	15	24	31
Gary Aldcorn	42	13	10	23	28
Ron Hurst	26	7	16	23	58
Gary Collins	33	6	17	23	6
Mike Nykoluk	28	9	13	22	30
Benny Voit	47	4	12	16	54
Bob Baun	46	2	13	15	117
Brian Cullen	9	2	10	12	2
Barry Cullen	7	4	4	8	6
Hec Lalonde	13	5	2	7	17
Tommy Williams	62	0	6	6	18
Al MacNeil	13	0	4	4	35
Glen Cressman	13	2	1	3	4
Bob Duncan	10	1	2	3	16
Bud MacPherson	7	0	3	3	12
Noel Price	1	1	1	2	0
Bob Turner	8	0	2	2	4
Mickey Keating	7	1	0	1	4
John Annable	1	0	0	0	0
Gil Boisvert (G)	1	0	0	0	0
Billy Carter	1	0	0	0	0
Bob Nevin	1	0	0	0	0
Jacques Deslauriers	2	0	1	1	0
Lou Marcon	2	0	0	0	0
Bob Perreault (G)	24	0	0	0	0
Charlie Hodge (G)	41	0	0	0	0
TOTALS	64	224	385	609	853

1957-58 REGULAR SEASON PLAYER STATS

Player	GP	G	A	PTS	PIM
Ab McDonald	70	30	33	63	18
Skippy Burchell	70	20	40	60	65
Earl Balfour	70	27	31	58	58
Mike Nykoluk	69	14	37	51	45
Eddie Mazur	59	22	25	47	67
Stan Smrke	63	20	19	39	32
Ron Hurst	59	12	22	34	120
Noel Price	69	4	20	24	153
Ken Girard	52	13	10	23	2
Al MacNeil	54	3	18	21	91
Ray Cyr	48	7	12	19	2
Gary Collins	27	7	7	14	4
Joe Lund	38	3	11	14	20
Claude Laforge	14	7	6	13	10
Rudy Migay	15	5	8	13	18
Tommy Williams	70	1	12	13	22
Gary Aldcorn	11	2	10	12	22
Al Langlois	68	0	11	11	88
Benny Voit	52	2	7	9	40
Gerry James	15	2	4	6	46
Pat Hannigan	8	0	4	4	4
Cecil Hoekstra	13	1	2	3	0
Del Topoll	6	1	1	2	2
Bob Nevin	1	0	2	2	2
Bill Carter	1	1	0	1	0
Ron Atwell	6	1	0	1	2
Hugh Bolton	5	0	1	1	2
Ralph Backstrom	2	0	0	0	0
Jerry Fleury (G)	2	0	0	0	0
Dick Van Impe	2	0	0	0	0
Gerry McNeil (G)	68	0	0	0	10
TOTALS	70	205	353	558	945

1956-57 REGULAR SEASON GOALTENDER STATS

Goaltender	GP	GA	SO	EN	AVG	Record
Gil Boisvert	1	1	0	0	1.00	1-0-0
Bob Perreault	24	66	3	0	2.75	16-7-0
Charlie Hodge	41	132	2	0	3.22	17-18-5
TOTALS	64	199	5	0	3.11	34-25-5

1957-58 REGULAR SEASON GOALTENDER STATS

Goaltender	GP	GA	SO	EN	AVG	Record
Gerry McNeil	68	229	5	3	3.37	29-33-6
Jerry Fleury	2	10	0	0	5.00	0-2-0
TOTALS	70	239	5	3	3.11	29-35-6

1956-57 REGULAR SEASON STATS

	GP	W	L	T	PTS	GF	GA
Rochester	64	34	25	5	73	224	199
Opponents	64	25	34	5	55	199	224

1957-58 REGULAR SEASON STATS

	GP	W	L	T	PTS	GF	GA
Rochester	70	29	35	6	64	205	242
Opponents	70	35	29	6	76	242	205





RECORD BOOK

YEAR-BY-YEAR STATISTICS



1958-59 REGULAR SEASON PLAYER STATS

Player	GP	G	A	PTS	PIM
Billy Hicke	69	41	56	97	41
Rudy Migay	51	24	58	82	100
Gary Aldcorn	66	37	42	79	52
Cecil Hoekstra	70	26	24	50	4
Guy Rousseau	65	20	20	40	22
Steve Kraftcheck	60	2	37	39	42
Murray Balfour	67	14	23	37	181
Dave Creighton	33	14	17	31	46
Jimmy Moore	45	6	22	28	17
Billy Carter	69	7	19	26	10
Terry Gray	45	10	14	24	14
Willie Marshall	19	7	16	23	6
Reg Fleming	70	6	16	22	112
Claude Labrosse	70	7	12	19	63
Al MacNeil	69	4	13	17	119
Dick Bouchard	43	2	11	13	19
Marcel Bonin	7	3	5	8	4
Bo Elik	14	1	7	8	28
Norm Johnson	14	3	4	7	8
Gordie Redahl	15	4	2	6	2
Bob Nevin	21	3	3	6	6
Gilles Tremblay	3	1	1	2	2
Carl Brewer	1	0	1	1	2
Max Mekilok	2	0	1	1	0
Bill Sutherland	1	0	0	0	0
Floyd Curry	2	0	0	0	4
John Longarini	2	0	0	0	2
Ken Mosdell	2	0	0	0	0
Bob Rousseau	2	0	0	0	0
J.C. Tremblay	3	0	0	0	0
Charlie Hodge (G)	4	0	0	0	0
Tommy Williams	13	0	0	0	2
Gerry McNeil (G)	66	0	0	0	2
TOTALS	70	242	424	666	910

1959-60 REGULAR SEASON PLAYER STATS

Player	GP	G	A	PTS	PIM
Stan Smrke	67	40	36	76	18
Bob Nevin	71	32	42	74	10
Hank Ciesla	64	27	44	71	31
Rudy Migay	50	16	48	64	50
Pat Hannigan	65	29	33	62	91
Dave Creighton	58	25	34	59	30
Bill Saunders	72	24	28	52	38
Dick Van Impe	59	25	24	49	51
Cecil Hoekstra	69	17	32	49	2
Steve Kraftcheck	68	1	41	42	47
Guy Rousseau	42	15	16	31	16
Claude Labrosse	71	3	28	31	48
Ted Hampson	29	6	18	24	9
Dick Mattiussi	72	2	20	22	76
Al MacNeil	49	4	16	20	44
Howie Young	68	7	7	14	170
Billy Hicke	14	8	5	13	22
Joe Crozier	25	1	11	12	12
Reg Fleming	9	1	5	6	4
Gary Collins	15	2	3	5	4
Ed Babiuk (G)	1	0	0	0	0
Bill White	1	0	0	0	0
Don Hall	2	0	0	0	0
Gerry McNamara (G)	2	0	0	0	2
Ivan Wamsley (G)	2	0	0	0	0
Roger Cote	5	0	0	0	12
Ed Chadwick (G)	67	0	0	0	2
TOTALS	72	285	491	776	785

1958-59 REGULAR SEASON GOALTENDER STATS

Goaltender	GP	GA	SO	EN	AVG	Record
Gerry McNeil	66	190	2	6	2.88	32-29-5
Charlie Hodge	4	12	0	1	3.00	2-2-0
TOTALS	70	202	2	7	2.88	34-31-5

1959-60 REGULAR SEASON GOALTENDER STATS

Goaltender	GP	GA	SO	EN	AVG	Record
Ed Babiuk	1	2	0	0	2.00	1-0-0
Ed Chadwick	67	184	4	5	2.75	39-24-4
Ivan Wamsley	2	7	0	0	3.50	0-1-0
Gerry McNamara	2	13	0	0	6.50	0-2-0
TOTALS	72	206	4	5	2.86	40-27-5

1958-59 REGULAR SEASON STATS

	GP	W	L	T	PTS	GF	GA
Rochester	70	34	31	5	73	242	209
Opponents	70	31	34	5	67	209	242

1959-60 REGULAR SEASON STATS

	GP	W	L	T	PTS	GF	GA
Rochester	72	40	27	5	85	285	211
Opponents	72	27	40	5	59	211	285





1960-61 REGULAR SEASON PLAYER STATS

Player	GP	G	A	PTS	PIM
Hank Ciesla	70	30	44	74	23
Dave Creighton	71	30	42	72	31
Duke Edmondson	68	25	44	69	62
Guy Rousseau	71	26	41	67	30
Wally Boyer	70	24	33	57	31
Dick Van Impe	60	21	35	56	60
Gerry Ehman	53	32	23	55	14
Gene Ubriaco	50	16	24	40	15
Steve Kraftcheck	71	3	37	40	26
Dick Mattiussi	61	3	23	26	141
Stan Smrke	21	10	12	22	6
Alex Faulkner	41	5	13	18	6
John MacMillan	38	8	7	15	14
Roger Cote	71	5	9	14	224
Joe Crozier	35	1	13	14	14
Jim Pappin	22	7	4	11	4
Pat Hannigan	13	5	6	11	4
Bill White	47	1	9	10	37
Mike Donaldson	71	1	5	6	85
Ron Howell	22	4	1	5	2
John Wilson	2	2	2	4	0
Bill Saunders	10	2	2	4	0
Ken Girard	9	0	3	3	0
Gerry McNamara (G)	1	0	0	0	0
Darryl Sly	2	0	0	0	0
Gary Jarrett	6	0	0	0	2
Ed Chadwick (G)	71	0	0	0	0
TOTALS	72	261	432	693	821

1961-62 REGULAR SEASON PLAYER STATS

Player	GP	G	A	PTS	PIM
Alex Faulkner	65	19	54	73	26
Dick Gamble	66	39	29	68	32
Gerry Ehman	66	29	37	66	26
Bruce Draper	70	25	40	65	31
Jim Pappin	69	28	21	49	105
Steve Kraftcheck	69	4	41	45	45
Wally Boyer	67	20	21	41	67
Bill Dineen	70	19	19	38	20
Larry Keenan	57	11	19	30	20
Stan Smrke	40	7	19	26	14
Bill White	67	5	21	26	58
Darryl Sly	70	8	16	24	50
Les Kozak	45	14	9	23	31
Roger Cote	51	0	16	16	113
Larry Hillman	26	1	14	15	16
Mike Donaldson	58	1	8	9	83
Gary Jarrett	5	3	1	4	6
Dunc MacDonald	4	1	3	4	0
Arnie Brown	3	0	3	3	2
Dave Dryden (G)	1	0	0	0	0
Bill Smith	1	0	0	0	0
Brian Conacher	3	0	0	0	2
Gerry Cheevers (G)	24	0	0	0	0
Don Simmons (G)	51	0	0	0	14
TOTALS	70	234	391	625	753

1960-61 REGULAR SEASON GOALTENDER STATS

Goaltender	GP	GA	SO	EN	AVG	Record
Ed Chadwick	71	236	2	2	3.32	32-35-4
Gerry McNamara	1	5	0	1	5.00	0-1-0
TOTALS	72	241	2	3	3.34	32-36-4

1961-62 REGULAR SEASON GOALTENDER STATS

Goaltender	GP	GA	SO	EN	AVG	Record
Dave Dryden	1	2	0	0	3.00	0-0-1
Don Simmons	51	166	0	3	3.30	24-22-4
Gerry McNamara	19	66	1	3	3.32	9-9-1
TOTALS	70	234	1	6	3.34	33-31-6

1960-61 REGULAR SEASON STATS

	GP	W	L	T	PTS	GF	GA
Rochester	72	32	36	4	68	261	244
Opponents	72	36	32	4	76	244	261

1961-62 REGULAR SEASON STATS

	GP	W	L	T	PTS	GF	GA
Rochester	70	33	31	6	72	234	240
Opponents	70	31	33	6	68	240	234



1962-63 REGULAR SEASON PLAYER STATS

Player	GP	G	A	PTS	PIM
Gerry Ehman	72	30	40	70	32
Gene Ubriaco	72	22	48	70	21
Dick Gamble	70	35	22	57	16
Jim Pappin	72	34	23	57	100
Stan Smrke	71	22	25	47	16
John MacMillan	57	22	23	45	37
Larry Keenan	64	11	28	39	24
Lou Angotti	39	16	15	31	19
Bob Armstrong	70	1	28	29	89
Ed Lawson	43	9	19	28	19
Arnie Brown	71	4	24	28	143
Al Arbour	63	6	21	27	97
Bruce Draper	55	8	18	26	12
Bronco Horvath	18	7	15	22	6
Darryl Sly	70	4	14	18	52
Barry Trapp	69	1	9	10	49
Norm Armstrong	18	1	6	7	30
Rudy Migay	2	1	1	2	4
Rod Seiling	1	1	0	1	0
Gaston Brassard	1	0	0	0	0
Dunc MacDonald	2	0	0	0	0
Ed Babiuk	3	0	0	0	0
Don Simmons (G)	9	0	0	0	0
Bob Perreault (G)	10	0	0	0	2
Gerry Cheevers (G)	19	0	0	0	2
Gerry McNamara (G)	32	0	0	0	15
TOTALS	72	241	401	642	826

1963-64 REGULAR SEASON PLAYER STATS

Player	GP	G	A	PTS	PIM
Gerry Ehman	66	36	49	85	26
Bronco Horvath	70	25	59	84	28
Dick Gamble	72	34	34	68	4
Lou Angotti	60	15	30	45	28
Stan Smrke	59	23	19	42	26
Wally Boyer	52	20	19	39	35
Les Duff	60	11	23	34	64
Darryl Sly	72	16	16	32	41
Norm Armstrong	67	17	13	30	112
Ed Litzenberger	33	15	14	29	26
Arnie Brown	47	4	23	27	119
Ed Lawson	72	7	16	23	44
Al Arbour	60	3	19	22	62
Kent Douglas	27	6	13	19	38
Larry Hillman	32	1	18	19	48
Jim Pappin	16	10	6	16	16
Don Cherry	70	5	11	16	106
Mike Corbett	50	5	10	15	18
Duane Rupp	15	1	4	5	16
Peter Stemkowski	3	1	1	2	0
Gus Brassard	5	1	1	2	2
Gary Jarrett	5	0	1	1	0
Gerry Cheevers (G)	66	0	1	1	6
Dunc MacDonald	1	0	0	0	0
Bill Flett	1	0	0	0	0
Mike Walton	2	0	0	0	0
Rod Seiling	2	0	0	0	0
Terry Clancy	3	0	0	0	0
Andre Champagne	3	0	0	0	0
Jack Chipchase	4	0	0	0	2
Barry Trapp	8	0	0	0	6
Ed Babiuk (G)	8	0	0	0	0
TOTALS	72	256	400	656	873

1962-63 REGULAR SEASON GOALTENDER STATS

Goaltender	GP	GA	SO	EN	AVG	Record
Bob Perreault	10	27	0	0	2.70	4-4-2
Don Simmons	9	27	1	2	3.00	4-5-0
Gerry McNamara	32	123	1	0	3.84	9-19-3
Gerry Cheevers	19	75	1	0	3.95	7-9-3
Ed Babiuk	3	12	0	0	4.00	0-2-0
TOTALS	70	234	3	2	3.34	33-31-6

1963-64 REGULAR SEASON GOALTENDER STATS

Goaltender	GP	GA	SO	EN	AVG	Record
Gerry Cheevers	66	187	3	1	2.84	37-25-2
Ed Babiuk	8	34	0	1	4.25	3-5-0
TOTALS	72	221	3	2	2.99	40-30-2

1962-63 REGULAR SEASON STATS

	GP	W	L	T	PTS	GF	GA
Rochester	72	24	39	9	57	241	270

1963-64 REGULAR SEASON STATS

	GP	W	L	T	PTS	GF	GA
Rochester	72	40	30	2	82	256	223
Opponents	72	30	40	2	62	223	256





RECORD BOOK

YEAR-BY-YEAR STATISTICS

1964-65 REGULAR SEASON PLAYER STATS

Player	GP	G	A	PTS	PIM
Bronco Horvath	72	38	68	106	24
Stan Smrke	71	33	59	92	28
Gerry Ehman	70	38	49	87	20
Ed Litzenberger	72	25	61	86	34
Dick Gamble	70	48	29	77	16
Wally Boyer	70	20	41	61	28
Larry Hillman	71	9	43	52	98
Norm Armstrong	70	32	14	46	123
Les Duff	71	11	30	41	128
Peter Stenkowski	35	17	22	39	52
Duane Rupp	71	4	30	34	50
Jim Pappin	22	14	11	25	36
Darryl Sly	72	3	18	21	56
Al Arbour	71	1	16	17	88
Don McKenney	18	7	9	16	4
Billy Harris	11	4	10	14	6
Don Cherry	62	4	8	12	56
Terry Clancy	30	1	5	6	6
Freeman Asmundson	19	1	1	2	4
Gerry Cheevers (G)	72	0	1	1	26
Gary Smith (G)	1	0	0	0	0
Ray Dupont	2	0	0	0	0
Nick Harbaruk	2	0	0	0	0
Claude Labrosse	2	0	0	0	0
TOTALS	72	310	525	835	883

1965-66 REGULAR SEASON PLAYER STATS

Player	GP	G	A	PTS	PIM
Dick Gamble	71	47	51	98	22
Gerry Ehman	70	39	49	88	28
Jim Pappin	63	36	51	87	116
Mike Walton	68	35	51	86	67
Bronco Horvath	70	27	48	75	34
Duane Rupp	70	7	34	41	86
Norm Armstrong	67	14	26	40	146
Stan Smrke	50	11	20	31	8
Brian Conacher	69	14	16	30	66
Larry Jeffrey	51	10	20	30	36
Ed Litzenberger	47	7	15	22	10
Larry Hillman	22	2	20	22	34
Darryl Sly	67	5	15	20	49
Don Cherry	56	5	11	16	61
Les Duff	53	5	10	15	50
Wally Boyer	19	3	10	13	13
Al Arbour	59	2	11	13	86
Ed Joyal	9	9	1	10	6
Pete Stenkowski	7	5	5	10	8
Ed Shack	8	3	4	7	12
Claude Labrosse	12	0	4	4	6
Darryl Edestrand	17	1	2	3	10
Marc Reaume	2	0	3	3	2
Mike Corrigan	3	1	0	1	4
Jim McKenney	1	0	1	1	0
Bob Perreault (G)	41	0	1	1	16
Gary Smith (G)	37	0	1	1	6
Neil Clark	4	0	0	0	0
Rollie Wilcox	2	0	0	0	2
Ted Baylis	1	0	0	0	2
Brent Imlach	1	0	0	0	2
Doug Dunville	1	0	0	0	0
Lowell MacDonald	1	0	0	0	0
Gerry Meehan	1	0	0	0	0
Andre Champagne	1	0	0	0	0
TOTALS	72	288	480	768	988

1964-65 REGULAR SEASON GOALTENDER STATS

Goaltender	GP	MIN	GA	SO	EN	AVG	Record
Gerry Cheevers	72	4,359	195	5	3	2.68	48-21-3
Gary Smith	1	2	0	0	1	0.00	0-0-0
TOTALS	72	4,361	195	5	4	2.68	48-21-3

1965-66 REGULAR SEASON GOALTENDER STATS

Goaltender	GP	MIN	GA	SO	EN	AVG	Record
Gary Smith	37	2038	97	2	2	2.86	N/A
Bob Perreault	41	2361	121	3	1	3.07	N/A
TOTALS	72		218	5	3	2.97	N/A

1964-65 REGULAR SEASON STATS

	GP	W	L	T	PTS	GF	GA
Rochester	72	48	21	3	99	310	199
Opponents	72	21	48	3	45	199	310

1965-66 REGULAR SEASON STATS

	GP	W	L	T	PTS	GF	GA
Rochester	72	46	21	5	97	288	221
Opponents	72	21	46	5	47	221	288





RECORD BOOK

YEAR-BY-YEAR STATISTICS



1966-67 REGULAR SEASON PLAYER STATS

Player	GP	G	A	PTS	PIM
Dick Gamble	72	46	37	83	22
Ed Joyal	70	32	51	83	10
Bronco Horvath	72	29	49	78	54
Gerry Ehman	68	33	36	69	27
Stan Smrke	71	31	30	61	24
Don Blackburn	70	20	37	57	24
Mike Walton	36	19	33	52	28
Norm Armstrong	57	15	32	47	77
Duane Rupp	59	7	35	42	84
Terry Clancy	72	14	24	38	51
Darryl Sly	72	8	25	33	56
Mike Corrigan	49	11	21	32	34
Don Cherry	72	6	24	30	61
Al Arbour	71	3	19	22	48
Kent Douglas	11	7	9	16	6
John Brenneman	13	3	10	13	4
Larry Hillman	12	1	12	13	16
Les Duff	67	3	9	12	32
Wayne Carleton	13	5	5	10	8
Jim McKenny	19	3	6	9	10
Jim Pappin	6	4	3	7	4
Gordie Redahl	6	0	3	3	0
Darryl Edestrand	7	0	1	1	4
Bob Perreault (G)	54	0	1	1	9
Gary Unger	1	0	0	0	0
Barry Watson	1	0	0	0	0
Bruce Gamble (G)	5	0	0	0	0
Gary Smith (G)	17	0	0	0	0
TOTALS	72	300	512	812	693

1967-68 REGULAR SEASON PLAYER STATS

Player	GP	G	A	PTS	PIM
Bob Barlow	72	43	52	95	72
Bryan Hextall	72	24	47	71	134
Len Lunde	37	19	33	52	13
Bronco Horvath	44	15	29	44	10
Dick Gamble	67	20	22	42	18
Milan Marcetta	29	18	21	39	4
Bob Cook	61	22	16	38	95
Norm Armstrong	54	13	25	38	112
Duke Harris	38	10	27	37	12
Jim McKenny	46	10	22	32	33
Murray Hall	38	17	14	31	19
Ted Taylor	37	14	16	30	54
Marc Reaume	70	8	22	30	40
Jean Paul Parise	30	10	18	28	37
Darryl Sly	52	3	22	25	36
Don Cherry	68	6	15	21	74
Mike Byers	31	7	8	15	0
Don Johns	42	1	13	14	32
Les Duff	64	5	8	13	26
Andre Champagne	48	2	5	7	14
Jim Pappin	5	1	5	6	16
Brian Conacher	5	2	2	4	6
Gary Unger	5	1	3	4	6
Jim Dorey	20	0	3	3	16
Ken Block	24	1	1	2	0
Larry Hillman	6	0	1	1	0
Bob Perreault (G)	57	0	1	1	2
Gary Bauman (G)	3	0	0	0	0
Jack Chipchase	6	0	0	0	0
Carl Wetzel (G)	11	0	0	0	0
Lynn Zimmerman (G)	13	0	0	0	0
TOTALS	72	272	451	723	885

1966-67 REGULAR SEASON GOALTENDER STATS

Goaltender	GP	MIN	GA	SO	EN	AVG	Record
Gary Smith	17	871	38	1	0	2.61	7-4-4
Bob Perreault	54	3,149	158	4	2	3.01	28-19-5
Bruce Gamble	5	300	25	0	0	5.00	3-2-0
TOTALS	72	4,361	195	5	4	2.68	48-21-3

1967-68 REGULAR SEASON GOALTENDER STATS

Goaltender	GP	MIN	GA	SO	EN	AVG	Record
Bob Perreault	57	3,101	149	6	5	2.88	29-16-7
Carl Wetzel	10	495	28	1	0	3.39	4-6-0
Lynn Zimmerman	13	584	40	1	1	4.19	4-2-2
Garry Bauman	3	140	10	0	0	4.29	1-1-0
TOTALS	72	4,320	227	8	6	3.20	38-25-9

1966-67 REGULAR SEASON STATS

	GP	W	L	T	PTS	GF	GA
Rochester	72	38	25	9	85	300	223
Opponents	72	25	38	9	59	223	300

1967-68 REGULAR SEASON STATS

	GP	W	L	T	PTS	GF	GA
Rochester	72	38	25	9	85	273	233
Opponents	72	25	38	9	59	233	273



RECORD BOOK

YEAR-BY-YEAR STATISTICS



1968-69 REGULAR SEASON PLAYER STATS

Player	GP	G	A	PTS	PIM
Ron Ward	73	35	43	78	18
Norm Armstrong	74	29	40	69	133
Dick Gamble	74	30	37	67	37
Tom McCarthy	68	31	31	62	34
Jim McKenny	47	19	31	50	22
Bronco Horvath	66	18	30	48	30
Barry Watson	66	13	11	24	36
Warren Godfrey	67	3	17	20	70
Les Duff	66	10	9	19	44
Andre Champagne	69	7	12	19	78
Ken Block	45	4	15	19	10
Don Cherry	43	7	11	18	20
Bill McNeil	19	3	15	18	11
Claude Labrosse	72	4	13	17	8
Gerry Sillers	52	5	11	16	27
Brian Kilrea	33	2	11	13	4
John Gofton	18	5	7	12	15
Bob Cook	59	4	6	10	24
Wayne Mosdell	61	0	10	10	69
Wayne Carleton	13	5	3	8	0
Jack Chipchase	41	1	7	9	61
Marc Reaume	11	0	6	6	2
Brian Glennie	15	1	1	2	16
Bob Perreault (G)	19	0	1	1	0
Hal Willis	3	0	0	0	6
Bob Shupe	5	0	0	0	4
Bill Sweeney	10	0	0	0	2
Lynn Zimmerman (G)	11	0	0	0	0
George Wood (G)	18	0	0	0	13
Al Smith (G)	34	0	0	0	5
TOTALS	74	236	378	614	799

1969-70 REGULAR SEASON PLAYER STATS

Player	GP	G	A	PTS	PIM
Norm Armstrong	70	30	45	75	117
John Gofton	60	27	46	73	52
Rene Robert	49	23	40	63	57
Barry Watson	70	18	42	60	37
Bob Cook	71	26	18	44	78
Ken Block	69	9	35	44	51
Jack Stanfield	66	21	21	42	19
Kent Douglas	64	9	31	40	145
Howie Young	56	17	20	37	75
Gerry Sillers	65	17	17	34	47
Bill Orr	64	10	21	31	84
Wayne Clairmont	70	11	19	30	26
Tim Gould	66	5	9	14	22
Tom McCarthy	24	5	8	13	24
Claude Labrosse	48	1	10	11	6
Jack Chipchase	28	1	9	10	44
Craig Beveridge	60	3	6	9	8
Andre Champagne	24	3	5	8	25
Gerry Goyer	5	2	5	7	2
Jack Wells	4	5	1	6	0
Les Duff	18	3	2	5	8
Dick Gamble	7	1	4	5	6
Wayne Mosdell	41	1	4	5	46
Bronco Horvath	7	3	1	4	0
Ron Krulicki	6	1	2	3	0
Bob Whidden (G)	59	0	2	2	14
Wally Sprange	2	1	0	1	0
Doug Dunville	3	0	0	0	2
Bob Malcolm	3	0	0	0	2
Claude Hardy (G)	11	0	0	0	0
Al Millar (G)	11	0	0	0	0
TOTALS	72	253	423	676	997

1968-69 REGULAR SEASON GOALTENDER STATS

Goaltender	GP	MIN	GA	SO	EN	AVG	Record
Al Smith	34	1,979	114	2	2	3.45	14-14-5
George Wood	18	1,012	64	0	2	3.79	5-10-1
Bob Perreault	19	913	63	0	2	4.14	5-9-2
Lynn Zimmerman	11	533	48	0	0	5.40	1-5-3
TOTALS	74	4,437	289	2	6	3.95	25-38-11

1969-70 REGULAR SEASON GOALTENDER STATS

Goaltender	GP	MIN	GA	SO	EN	AVG	Record
Bob Whidden	59	3,248	221	0	5	4.08	17-28-11
Claude Hardy	11	494	35	0	2	4.25	1-4-2
Al Millar	11	577	52	0	0	5.41	0-6-3
TOTALS	72	4,319	308	0	7	4.28	18-38-16

1968-69 REGULAR SEASON STATS

	GP	W	L	T	PTS	GF	GA
Rochester	74	25	38	11	61	237	295
Opponents	74	38	25	11	87	295	237

1969-70 REGULAR SEASON STATS

	GP	W	L	T	PTS	GF	GA
Rochester	72	18	38	16	52	253	315
Opponents	72	38	18	16	92	315	253



1970-71 REGULAR SEASON PLAYER STATS

Player	GP	G	A	PTS	PIM
Don Blackburn	62	25	44	69	22
Duke Harris	70	29	25	54	42
Ralph Stewart	66	27	16	43	14
Bob Cook	68	22	19	41	66
Ron Ward	69	23	16	39	33
Bob Walton	71	9	29	38	8
Ken Block	71	5	33	38	38
Norm Armstrong	44	11	19	30	111
Keke Mortson	44	6	21	27	84
Jack Stanfield	48	11	9	20	35
Garth Rizzuto	22	8	12	20	56
Doug Dunville	58	6	14	20	50
Brent Taylor	68	9	9	18	40
Jack Wells	66	6	11	17	70
John Schella	33	3	14	17	118
Dave Dunn	56	2	13	15	74
Don Westbrooke	19	4	10	14	8
Dave Gilmour	31	3	9	12	8
Jim Hargraves	42	1	10	11	109
Darryl Sly	37	3	4	7	28
Dan Seguin	14	3	3	6	4
Murray Anderson	52	0	5	5	48
Danny Johnson	7	2	2	4	4
Marc Reaume	6	0	3	3	6
Craig Beveridge	14	2	1	3	0
Lynn Zimmerman (G)	25	0	1	1	14
Serge Aubry (G)	51	0	1	1	12
Bob Dillabough	1	0	0	0	2
Bill Orr	1	0	0	0	2
Gerry Sillers	1	0	0	0	0
Milt Hohol	3	0	0	0	0
David Poile	3	0	0	0	2
Bob Malcolm	5	0	0	0	0
Tom Serviss	9	0	0	0	2
George Gardner (G)	4	0	0	0	0
TOTALS	72	220	353	573	1,110

1971-72 REGULAR SEASON PLAYER STATS

Player	GP	G	A	PTS	PIM
Duke Harris	74	27	34	61	24
Bob Walton	73	25	34	59	26
Doug Brindley	74	20	27	47	12
John Cunniff	66	16	29	45	57
Murray Hall	37	10	32	42	70
Dan Seguin	66	15	24	39	82
Ken Block	71	4	29	33	69
Ed Hatoum	67	9	23	32	29
Barry Wilcox	73	17	10	27	95
Jack Stanfield	62	11	16	27	74
Bob Lalonde	42	14	11	25	19
Doug Dunville	64	8	17	25	52
Richard Lemieux	34	12	12	24	30
Gary Bredin	64	9	9	18	28
Bob Blackburn	64	7	11	18	72
Bob Schmutz	7	7	8	15	8
Garth Rizzuto	36	6	8	14	11
Jim Hargraves	61	3	10	13	127
Jim Wiste	13	4	8	12	2
Poul Popiel	12	7	4	11	10
Mike McMahon	9	0	10	10	4
Don Westbrooke	20	3	6	9	6
Greg Boddy	28	2	6	8	77
Don Cherry	19	1	4	5	8
Willie Marshall	10	2	2	4	2
Kevin Morrison	29	2	0	2	49
Ed Dyck (G)	10	0	2	2	9
Dave Dunn	8	1	0	1	18
Lynn Zimmerman (G)	42	0	1	1	26
Dave Westner	2	0	0	0	0
Bob Murphy	3	0	0	0	2
Bob Malcolm	3	0	0	0	2
Tom Reilly	7	0	0	0	2
Serge Aubry (G)	37	0	0	0	8
TOTALS	76	242	387	629	1,110

1970-71 REGULAR SEASON GOALTENDER STATS

Goaltender	GP	MIN	GA	SO	EN	AVG	Record
Serge Aubry	51	2,787	149	2	1	3.20	18-22-7
George Gardner	4	240	13	0	0	3.25	0-1-3
Lynn Zimmerman	25	1,288	81	0	1	3.77	7-13-1
TOTALS	72	4,315	243	2	2	3.38	25-36-11

1971-72 REGULAR SEASON GOALTENDER STATS

Goaltender	GP	MIN	GA	SO	EN	AVG	Record
Lynn Zimmerman	42	2,179	127	1	1	3.50	15-16-5
Serge Aubry	37	1,813	137	0	3	4.53	9-18-3
Ed Dyck	10	554	43	1	0	4.66	4-4-2
TOTALS	76	4,546	307	2	4	4.06	28-38-10

1970-71 REGULAR SEASON STATS

	GP	W	L	T	PTS	GF	GA
Rochester	72	25	36	11	61	222	248
Opponents	72	36	25	11	83	248	222

1971-72 REGULAR SEASON STATS

	GP	W	L	T	PTS	GF	GA
Rochester	76	28	38	10	66	242	311
Opponents	76	38	28	10	86	311	242





RECORD BOOK

YEAR-BY-YEAR STATISTICS



1972-73 REGULAR SEASON PLAYER STATS

Player	GP	G	A	PTS	PIM
Barry Merrell	74	32	40	72	51
Bob Kelly	70	27	35	62	206
Rick Pagnutti	72	18	37	55	64
Larry McKillop	75	17	33	50	41
Herman Karp	55	14	27	41	26
Dave Hrechkosy	70	15	24	39	48
Gene Sobchuk	58	22	16	38	29
Rod Graham	70	16	22	38	83
John Bednarski	72	14	24	38	205
Bob Ellett	69	19	18	37	73
Guy Burrowes	70	8	21	29	31
Wayne Morusyk	68	2	21	23	39
Bob Malcolm	74	5	17	22	105
Jeff Hunt	34	8	10	18	16
Gerry Sillers	55	8	8	16	19
Lorne Rombough	26	6	10	16	17
Norm Armstrong	45	4	5	9	22
Bob Craig	25	2	2	4	17
Bob Thompson	44	1	3	4	10
Darryl Sly	1	1	2	3	0
Lynn Zimmerman (G)	58	0	3	3	50
Ron Fogal	66	0	2	2	121
Pat Flaherty (G)	2	0	0	0	0
Fraser Robertson	4	0	0	0	0
Gaye Cooley (G)	24	0	0	0	24
TOTALS	76	239	380	619	1,297

1973-74 REGULAR SEASON PLAYER STATS

Player	GP	G	A	PTS	PIM
Art Stratton	76	24	71	95	118
Barry Merrell	75	28	59	87	49
Murray Kuntz	72	51	31	82	31
Larry McKillop	70	21	38	59	50
Rick Pagnutti	69	11	43	54	57
Ron Dussiaume	74	23	30	53	77
Rod Graham	76	10	41	51	88
Gary Bredin	76	26	24	50	63
Bob Ellett	76	26	19	45	41
Dick Mattiussi	76	12	26	38	82
Billy Knibbs	38	9	25	34	6
Doug Ferguson	64	11	19	30	60
Ross Butler	45	21	9	30	18
Bob Malcolm	76	4	15	19	55
Francois Ouimet	40	4	11	15	56
Jean Gauthier	52	3	9	12	61
Jake Rathwell	27	5	5	10	24
John Wensink	45	6	2	8	145
Bob Sneddon (G)	31	0	4	4	2
Brian Bowles	16	1	2	3	4
Wayne Morusyk	15	0	1	1	13
Darryl Sly	1	0	0	0	2
Lynn Zimmerman (G)	46	0	0	0	31
TOTALS	76	296	484	780	1133

1972-73 REGULAR SEASON GOALTENDER STATS

Goaltender	GP	MIN	GA	SO	EN	AVG	Record
Lynn Zimmerman	58	3,264	192	2	1	3.54	24-23-9
Gaye Cooley	24	1,272	78	0	1	3.67	9-8-3
Pat Flaherty	2	20	4	0	0	9.00	0-0-0
TOTALS	76	4,556	274	2	2	3.71	33-31-12

1973-74 REGULAR SEASON GOALTENDER STATS

Goaltender	GP	MIN	GA	SO	EN	AVG	Record
Lynn Zimmerman	46	N/A	133	1	0	2.90	27-12-7
Bob Sneddon	31	N/A	114	1	1	3.78	15-9-6
TOTALS	76		247	2	1	3.25	42-21-13

1972-73 REGULAR SEASON STATS

	GP	W	L	T	PTS	GF	GA
Rochester	76	33	31	12	78	239	276
Opponents	76	31	33	12	74	276	239

1973-74 REGULAR SEASON STATS

	GP	W	L	T	PTS	GF	GA
Rochester	76	42	21	13	97	296	248
Opponents	76	21	42	13	55	248	296

1974-75 REGULAR SEASON PLAYER STATS

Player	GP	G	A	PTS	PIM
Doug Gibson	75	44	72	116	31
Barry Merrell	74	44	41	85	32
Dave Hynes	59	42	35	77	33
Ron Garwasiuk	67	36	32	68	141
Gordie Clark	65	22	42	64	34
Larry McKillop	66	17	35	52	18
Rick Pagnutti	74	12	40	52	59
Al Simmons	68	7	36	43	60
Rod Graham	59	12	22	34	97
Dunc Rousseau	30	11	21	32	39
Craig Sarner	46	14	13	27	26
Billy Knibbs	43	8	17	25	14
Steve Stirling	69	14	11	25	16
Harry Shaw	74	1	23	24	148
Jake Rathwell	68	10	12	22	45
Steve Langdon	56	8	11	19	8
Ray Maluta	75	7	12	19	117
Peter Sturgeon	33	6	11	17	19
Mike Milbury	71	2	15	17	246
Dave Reece (G)	42	0	3	3	8
Bob Sneddon (G)	34	0	1	1	4
Bernie MacNeil	10	0	1	1	12
Bob Malcolm	5	0	0	0	0
Bill Best	2	0	0	0	2
Gary Jacquith	1	0	0	0	0
Ken Broderick (G)	3	0	0	0	0
TOTALS	76	317	506	823	1209

1975-76 REGULAR SEASON PLAYER STATS

Player	GP	G	A	PTS	PIM
Gordie Clark	72	30	49	79	7
Barry Merrell	70	28	41	69	20
Dave Hynes	63	37	30	67	20
Rene Drolet	74	23	40	63	42
Paul O'Neil	49	35	16	51	17
Ray Maluta	74	3	43	46	170
Ron Garwasiuk	58	19	25	44	88
Jim Jones	66	16	23	39	73
Barry Smith	50	14	22	36	14
Brian Murphy	62	14	22	36	37
Rick Adduono	67	11	23	34	24
Rick Pagnutti	63	4	29	33	46
Dunc Rousseau	66	13	18	31	96
Doug Gibson	17	11	20	31	11
Steve Langdon	62	18	11	29	11
Ron Snell	35	10	12	22	13
Mike Milbury	72	3	15	18	203
Doug Halward	54	6	11	17	51
Harry Shaw	48	3	7	10	71
Al Sims	21	4	5	9	12
Duane Rupp	4	1	6	7	2
Al Simmons	5	0	5	5	13
Les Auge	10	0	3	3	6
Ken Broderick (G)	42	0	3	3	0
Stan Jonathan	5	1	1	2	0
Mike Amodeo	10	0	2	2	4
Ross Brooks (G)	34	0	1	1	4
Jack Smith	3	0	1	1	7
Joe Zanussi	2	0	1	1	2
Reg Krezanski	1	0	0	0	2
Peter Sturgeon	1	0	0	0	0
Rich Hart	5	0	0	0	19
Tim Ripley	1	0	0	0	0
Steve Stirling	6	0	0	0	0
Rick Lemay (G)	1	0	0	0	0
TOTALS	76	304	485	789	1085

1974-75 REGULAR SEASON GOALTENDER STATS

Goaltender	GP	MIN	GA	SO	EN	AVG	Record
Dave Reece	42	2,478	121	1	3	2.92	19-16-7
Bob Sneddon	34	1,924	101	0	3	3.14	22-7-2
Ken Broderick	3	180	15	0	0	5.00	1-2-0
TOTALS	76	4,582	237	1	6	3.09	42-25-9

1975-76 REGULAR SEASON GOALTENDER STATS

Goaltender	GP	MIN	GA	SO	EN	SVS	SVS%	AVG	Record
Rick Lemay	1	20	1	0	0	7	87.5	3.00	0-0-0
Ross Brooks	34	2,055	103	2	2	849	89.2	3.01	20-12-2
Ken Broderick	42	2,540	136	2	1	1037	88.4	3.21	22-13-7
TOTALS	76	4,615	240	4	3	1893	88.7	3.12	42-25-9

1974-75 REGULAR SEASON STATS

	GP	W	L	T	PTS	GF	GA
Rochester	76	42	25	9	93	317	243
Opponents	76	25	42	9	59	243	317

1975-76 REGULAR SEASON STATS

	GP	W	L	T	PTS	GF	GA
Rochester	76	42	25	9	93	304	243
Opponents	76	25	42	9	59	243	304



RECORD BOOK

YEAR-BY-YEAR STATISTICS

1976-77 REGULAR SEASON PLAYER STATS

Player	GP	G	A	PTS	PIM
Doug Gibson	78	41	56	97	11
Ron Garwasiuk	66	32	42	74	141
Rick Adduono	78	29	45	74	38
Gordie Clark	58	34	37	71	50
Rene Drolet	80	28	38	66	42
Jim Jones	75	24	34	58	64
Mike Byers	66	25	29	54	10
Al Sims	78	10	33	43	42
Earl Anderson	32	19	14	33	16
Doug Halward	54	4	28	32	28
Steve Langdon	43	16	15	31	4
Hank Nowak	35	12	17	29	26
Clayton Pachal	68	8	20	28	140
Rod Graham	69	5	22	27	77
John Wensink	49	11	15	26	145
Ray Maluta	51	2	24	26	138
Barry Smith	78	9	12	21	16
Darryl Edestrand	43	4	13	17	62
Harry Shaw	57	1	11	12	42
Duane Rupp	34	3	8	11	12
Joe Zanussi	18	1	9	10	20
Barry Merrell	27	2	6	8	6
Jim Pettie (G)	43	0	3	3	55
Mike Curran (G)	9	0	0	0	4
Rich Hart	3	0	0	0	50
Dave Reece (G)	32	0	0	0	6
Gary Jacquith	1	0	0	0	0
Stan Jonathan	3	0	0	0	7
Gary Carr (G)	1	0	0	0	0
TOTALS	80	320	531	851	1252

1977-78 REGULAR SEASON PLAYER STATS

Player	GP	G	A	PTS	PIM
Rick Adduono	76	38	60	98	34
Gordie Clark	75	37	51	88	18
Ron Garwasiuk	78	29	51	80	174
Earl Anderson	72	26	40	66	22
Steve Langdon	72	30	27	57	0
Rene Drolet	70	24	27	51	20
Brad Anderson	81	18	27	45	36
Sean Shanahan	66	20	23	43	156
Ray Maluta	79	9	32	41	125
Darryl Edestrand	64	6	27	33	28
Barry Smith	81	16	16	32	22
Brian McGregor	70	20	10	30	27
Bill Bennett	67	11	19	30	107
Doug Halward	42	8	14	22	17
Clayton Pachal	61	10	10	20	105
Rod Graham	73	7	12	19	39
Al Sims	31	6	13	19	12
Daryl Drader	56	2	13	15	40
Mike Forbes	32	3	12	15	65
Bjorn Johanson	26	2	10	12	20
Peter McNamee	26	3	6	9	38
Mike Kaszycki	6	4	2	6	2
Bob Miller	3	1	3	4	7
Dwight Foster	3	0	3	3	2
Pat Price	5	2	1	3	9
Dave Parro (G)	46	0	2	2	0
Jim Pettie (G)	32	0	2	2	16
Joe Rando	3	0	1	1	13
Peter Sturgeon	12	0	1	1	21
Joe Fidler	2	0	0	0	0
Gary Carr (G)	5	0	0	0	0
TOTALS	81	332	515	847	1175

1976-77 REGULAR SEASON GOALTENDER STATS

Goaltender	GP	MIN	GA	SO	EN	SVS	SVS%	AVG	Record
Gary Carr	1	60:00	3	0	0	32	91.4	3.00	1-0-0
Jim Pettie	43	2461:13	131	2	3	1081	89.2	3.19	25-15-1
Dave Reece	32	1890:59	111	1	1	756	87.2	3.53	15-14-3
Mike Curran	9	390:21	23	1	1	183	88.8	3.54	1-4-1
TOTALS	80	4802:33	268	4	5	2052	88.4	3.35	42-33-5

1977-78 REGULAR SEASON GOALTENDER STATS

Goaltender	GP	MIN	GA	SO	EN	SVS	SVS%	AVG	Record
Jim Pettie	32	1898:30	107	2	1	853	88.9	3.38	16-12-4
Gary Carr	5	297:51	17	0	2	140	89.2	3.43	2-3-0
Dave Parro	46	2693:34	164	0	5	1248	88.4	3.65	25-16-3
TOTALS	81	4889:15	288	2	8	2241	88.6	3.53	43-31-7

1976-77 REGULAR SEASON STATS

	GP	W	L	T	PTS	GF	GA
Rochester	80	42	33	5	89	320	273
Opponents	80	33	42	5	71	273	320

1977-78 REGULAR SEASON STATS

	GP	W	L	T	PTS	GF	GA
Rochester	81	43	31	7	93	332	296
Opponents	81	31	43	7	69	296	332





RECORD BOOK

YEAR-BY-YEAR STATISTICS



1978-79 REGULAR SEASON PLAYER STATS

Player	GP	G	A	PTS	PIM
Bill Bennett	72	33	38	71	69
Barry Smith	80	23	43	66	46
Ton Songin	59	21	38	59	92
Steve West	47	24	31	55	28
Brian McGregor	72	25	28	53	21
Graeme Nicolson	80	16	35	51	112
Steve Langdon	80	25	23	48	14
Gary Burns	79	16	30	46	99
Tom Cassidy	51	11	35	46	55
Daryl Drader	77	20	25	45	36
Greg Vaydik	80	16	25	41	10
Dwight Foster	22	11	18	29	8
Don Larway	37	13	11	24	55
Mike Forbes	75	4	20	24	97
Ray Maluta	35	4	14	18	58
Brad Knelson	48	4	10	14	72
Jeff Brubaker	57	4	10	14	253
Ron Garwasiuk	20	5	5	10	33
Mark Suzor	24	4	6	10	16
Keith Johnson	29	1	6	7	137
Al Secord	4	4	2	6	50
Stu Younger	24	2	3	5	15
Joe Rando	71	0	4	4	99
Doug Butler	7	1	2	3	0
Mike Walton	1	1	2	3	2
Mike Holmes	2	1	0	1	2
Al Sims	3	0	1	1	4
Alain Harvey	5	0	1	1	0
Dave Parro (G)	36	0	1	1	10
Gary Carr (G)	42	0	1	1	42
Dennis O'Brien	2	0	0	0	2
Kevin Coughlin	2	0	0	0	0
Paul Barrett	1	0	0	0	2
Rick Dorman	1	0	0	0	0
Rob Mierklans	3	0	0	0	2
Bob Blood	1	0	0	0	0
Ray Tremblay	1	0	0	0	0
Jim Pettie (G)	9	0	0	0	10
TOTALS	80	289	468	757	1551

1979-80 REGULAR SEASON PLAYER STATS

Player	GP	G	A	PTS	PIM
Chris Halyk	80	28	34	62	32
Paul Crowley	80	24	37	61	171
Geordie Robertson	55	26	26	52	66
Bob Mongrain	39	25	24	49	58
Joe Kowal	66	20	27	47	139
Bill Stewart	63	12	28	40	189
Jacques Richard	37	13	23	36	37
Wayne Ramsey	68	6	29	35	58
Ron Garwasiuk	51	9	23	32	78
Mike Boland	80	4	28	32	178
Richard Suwek	69	8	22	30	26
Andre Savard	25	11	17	28	4
Ron Schock	40	10	18	28	12
Dave Schultz	56	10	14	24	248
Normand Lefebvre	70	17	6	23	70
Daryl Drader	59	4	17	21	30
Mike Breen	63	3	10	13	247
John Gould	13	6	5	11	6
Jim Turkiewicz	53	3	8	11	32
Barry Smith	35	3	7	10	14
Eric Strobel	13	4	4	8	4
John Harrington	12	4	3	7	8
Morris Titanic	25	3	3	6	6
Mark Toffolo	54	2	4	6	282
Jim Walsh	33	2	4	6	64
Alex Tidey	9	2	3	5	6
Jean-Francois Sauve	3	1	1	2	0
Ed Walsh (G)	50	0	2	2	8
Randy Ireland (G)	29	0	2	2	38
Jim Bedard (G)	6	0	0	0	4
Mike Parker (G)	2	0	0	0	0
TOTALS	80	260	429	689	2111

1978-79 REGULAR SEASON GOALTENDER STATS

Goaltender	GP	MIN	GA	SO	EN	SVS	SVS%	AVG	Record
Dave Parro	36	2048:39	130	2	5	1047	89.0	3.81	12-15-6
Gary Carr	42	2347:26	172	1	2	1053	86.0	4.40	14-20-5
Jim Pettie	9	452:25	39	0	2	207	84.1	5.17	0-7-1
TOTALS	80	4847:90	341	3	9	2307	87.1	4.17	26-42-12

1979-80 REGULAR SEASON GOALTENDER STATS

Goaltender	GP	MIN	GA	SO	EN	SVS	SVS%	AVG	Record
Jim Bedard	6	340:17	20	0	2	136	87.2	3.53	2-4-0
Randy Ireland	29	1560:26	94	0	2	752	88.9	3.61	9-10-5
Ed Walsh	50	2891:40	196	0	3	1243	86.4	4.07	17-27-5
Mike Parker	2	80	10	0	0	39	79.6	7.50	0-1-0
TOTALS	80	4872:23	320	0	7	2170	87.1	3.96	28-42-10

1978-79 REGULAR SEASON STATS

	GP	W	L	T	PTS	GF	GA
Rochester	80	26	42	12	64	289	349
Opponents	80	42	26	12	96	349	289

1979-80 REGULAR SEASON STATS

	GP	W	L	T	PTS	GF	GA
Rochester	80	28	42	10	66	260	327
Opponents	80	42	28	10	94	327	260





RECORD BOOK

YEAR-BY-YEAR STATISTICS

1980-81 REGULAR SEASON PLAYER STATS

Player	GP	G	A	PTS	PIM
Jean-Francois Sauve	56	29	54	83	21
Bob Hess	70	17	58	75	95
Ron Carter	38	31	19	50	8
Bob Mongrain	69	21	29	50	101
Peter Horachek	63	20	26	46	61
Paul Crowley	80	24	19	43	144
Alan Haworth	21	14	18	32	19
Jim Walsh	76	8	23	31	182
Jim Jones	73	13	15	28	83
Chris Halyk	45	11	15	26	24
Bernie Gallant	69	8	18	26	64
Bob McClanahan	18	9	13	22	10
Dave Fenyves	77	6	16	22	146
Mark Robinson	61	4	18	22	105
John Bednarski	76	3	18	21	156
Mark Wichrowski	55	9	11	20	272
Kevin Schamehorn	27	6	10	16	44
Gilles Hamel	14	8	7	15	7
John Paul Kelly	16	5	10	15	32
Bob Fitchner	34	5	10	15	60
Jim McRae	19	11	2	13	10
Richard Leduc	23	5	7	12	35
Gaston Therrien	18	2	10	12	6
Bill Army	19	4	7	11	21
Brad Kempthorne	15	1	8	9	6
Dave Hindmarch	18	6	2	8	6
Mike Breen	58	2	5	7	238
Bill Stewart	6	1	6	7	12
Alain Cote	23	1	6	7	14
Geordie Robertson	20	3	3	6	19
Ron Chipperfield	6	3	2	5	6
Doug Caines	7	3	0	3	2
Jacques Cloutier (G)	61	0	3	3	9
Kari Suoraniemi	4	1	1	2	2
Wally Weir	7	1	1	2	79
Scott McGeown	4	0	2	2	0
Randy Cunneyworth	1	0	1	1	2
Mike Boland	5	0	1	1	8
Richard Suwek	10	0	1	1	4
Jari Paavola (G)	25	0	1	1	4
Brent Gogol	17	0	0	0	78
Mark Toffolo	14	0	0	0	84
Ron Fischer	4	0	0	0	0
Daryl Drader	3	0	0	0	4
Val James	3	0	0	0	12
Cam MacGregor	3	0	0	0	0
Ron Hansis	2	0	0	0	2
Pierre Aubry	1	0	0	0	0
Jim Cowell	1	0	0	0	0
Richard David	1	0	0	0	0
TOTALS	80	295	476	771	2297

1980-81 REGULAR SEASON GOALTENDER STATS

Goaltender	GP	MIN	GA	SO	EN	AVG	Record
Jacques Cloutier	61	3,478	210	1	4	3.62	27-27-6
Jari Paavola	25	1,360	98	0	4	4.32	3-15-2
TOTALS	80	4,838	308	1	8	3.82	30-42-8

1980-81 REGULAR SEASON STATS

	GP	W	L	T	PTS	GF	GA
Rochester	80	30	42	8	68	295	316
Opponents	80	42	30	8	92	316	295

1981-82 REGULAR SEASON PLAYER STATS

Player	GP	G	A	PTS	PIM
Gilles Hamel	57	31	44	75	55
Bob Mongrain	56	37	37	74	45
Chris Halyk	80	36	38	74	50
Kai Suikkanen	71	34	33	67	32
Dave Gorman	77	26	41	67	131
Mal Davis	75	32	33	65	14
Dean Turner	75	8	46	54	155
Jim Weimer	74	19	26	45	57
Jim Walsh	70	7	33	40	174
Kari Suoraniemi	61	2	29	31	32
Geordie Robertson	46	14	15	29	45
Randy Cunneyworth	57	12	15	27	86
Ron Fischer	61	6	20	26	122
Peter Horachek	52	8	14	22	37
Steve Patrick	38	11	9	20	15
Bob Hess	22	6	13	19	10
Alan Haworth	14	5	12	17	10
Dave Fenyves	73	3	14	17	68
Don Keller	67	3	11	14	228
Jean-Francois Sauve	7	5	8	13	4
Ron Carter	12	6	4	10	0
Chuck Luksa	33	2	8	10	33
Val James	65	5	4	9	204
Chris Langevin	33	3	5	8	150
Clint Fehr	23	3	1	4	42
Mauri Eivola	10	1	2	3	4
Mark Wichrowski	31	0	3	3	129
Larry Floyd	1	0	2	2	0
Jacques Cloutier (G)	23	0	2	2	2
Tim Bernhardt (G)	29	0	2	2	0
Mark Robinson	7	0	1	1	6
Rick Knickle (G)	31	0	1	1	0
Venci Sebek	3	0	0	0	0
Heikki Leime	1	0	0	0	0
Ken Soble	1	0	0	0	15
Jari Paavola (G)	3	0	0	0	0
TOTALS	80	325	526	851	1955

1981-82 REGULAR SEASON GOALTENDER STATS

Goaltender	GP	MIN	GA	SO	EN	AVG	Record
Jacques Cloutier	23	1,366	64	0	2	2.81	14-7-2
Tim Bernhardt	29	1,586	95	0	4	3.59	15-10-2
Rick Knickle	31	1,753	108	1	0	3.69	10-12-5
Jari Paavola	3	141	12	0	1	5.16	1-2-0
TOTALS	80	4,846	279	1	7	3.45	40-31-9

1981-82 REGULAR SEASON STATS

	GP	W	L	T	PTS	GF	GA
Rochester	80	40	31	9	89	325	286
Opponents	80	31	40	9	71	286	325





1982-83 REGULAR SEASON PLAYER STATS

Player	GP	G	A	PTS	PIM
Geordie Robertson	72	46	73	119	83
Jean-Francois Sauve	73	30	69	99	10
Bob Mongrain	80	29	52	81	72
Kai Suikkanen	66	33	44	77	65
Mal Davis	57	43	32	75	15
Gary McAdam	73	40	29	69	58
Jim Wiemer	74	15	44	59	43
Daniel Naud	71	6	52	58	34
Randy Cunneyworth	78	23	33	56	111
Yvon Lambert	79	26	22	48	10
Chris Langevin	71	18	25	43	255
Jere Gillis	53	18	24	42	69
Kari Suoraniemi	72	9	28	37	64
Sean McKenna	26	16	10	26	14
Dirk Rueter	73	2	23	25	78
Ron Fischer	40	2	19	21	56
Dave Fenyves	51	2	19	21	45
Clint Fehr	36	11	8	19	12
Steve Dykstra	70	2	16	18	100
Louis Crawford	64	5	11	16	142
Don Keller	49	7	4	11	99
Val James	68	3	4	7	88
Mike Moller	10	1	6	7	2
Jeff Hamilton	13	2	4	6	0
Phil Myre (G)	43	0	2	2	14
Heikki Leime	6	0	1	1	2
Peter Horachek	1	0	0	0	0
Ben Pederson	1	0	0	0	0
Bernie Gallant	3	0	0	0	0
Rick Knickle (G)	4	0	0	0	0
Jacques Cloutier (G)	13	0	0	0	4
Paul Harrison (G)	29	0	0	0	14
TOTALS	80	389	654	1043	1559

1983-84 REGULAR SEASON PLAYER STATS

Player	GP	G	A	PTS	PIM
Mal Davis	71	55	48	103	53
Geordie Robertson	64	37	54	91	103
Claude Verret	65	39	51	90	4
Bob Mongrain	78	41	44	85	154
Yvon Lambert	79	27	43	70	14
Daniel Naud	79	15	44	59	29
Warren Harper	78	25	28	53	56
Ron Fischer	80	10	32	42	94
Mark Renaud	64	9	33	42	48
Randy Cunneyworth	54	18	17	35	85
Norm Lacombe	44	10	16	26	45
Chris Langevin	41	11	14	25	133
Steve Patrick	30	8	14	22	33
Steve Dykstra	64	3	19	22	141
Jim Aldred	64	10	9	19	57
Dave Fenyves	70	3	16	19	55
Kai Suikkanen	15	7	10	17	2
Dirk Rueter	76	0	16	16	95
Gates Orlando	11	8	7	15	2
Jim Wiemer	12	4	11	15	11
Lou Crawford	76	7	6	13	234
Tom St. James	31	6	7	13	8
Rich Goodfellow	20	2	6	8	25
Venci Sebek	41	2	5	7	27
Jeff Eatough	24	1	5	6	5
Rick Hampton	21	1	3	4	7
Jerry Korab	4	0	4	4	2
Bob Bodak	12	2	1	3	6
Val James	62	1	2	3	122
Jacques Cloutier (G)	51	0	2	2	10
Clint Fehr	10	1	0	1	0
Phil Myre (G)	33	0	1	1	4
Don Keller	3	0	0	0	0
Bob McNamara (G)	5	0	0	0	0
TOTALS	80	363	568	931	1664

1982-83 REGULAR SEASON GOALTENDER STATS

Goaltender	GP	MIN	GA	SO	EN	AVG	Record
Phil Myre	43	2,541	156	0	0	3.68	28-8-5
Jacques Cloutier	13	634	42	0	1	3.98	7-3-1
Paul Harrison	29	1,535	110	0	4	4.30	11-11-3
Rick Knickle	4	143	11	0	1	4.64	0-3-0
TOTALS	80	4,853	319	0	6	3.94	46-25-9

1983-84 REGULAR SEASON GOALTENDER STATS

Goaltender	GP	MIN	GA	SO	EN	AVG	Record
Phil Myre	33	1,801	104	3	2	3.46	19-9-1
Jacques Cloutier	51	2,842	172	1	7	3.63	26-22-1
Bob McNamara	5	171	15	0	0	5.26	1-1-0
TOTALS	80	4,814	291	4	9	3.63	46-32-2

1982-83 REGULAR SEASON STATS

	GP	W	L	T	PTS	GF	GA
Rochester	80	46	25	9	101	389	325
Opponents	80	25	46	9	59	325	389

1983-84 REGULAR SEASON STATS

	GP	W	L	T	PTS	GF	GA
Rochester	80	46	32	2	94	363	300
Opponents	80	32	46	2	66	300	363





RECORD BOOK

YEAR-BY-YEAR STATISTICS



1984-85 REGULAR SEASON PLAYER STATS

No.	Player	GP	G	A	PTS	PIM	PPG	SHG	GWG	GFG
21	Claude Verret	76	40	53	93	12	12	0	3	5
7	Geordie Robertson	70	27	48	75	91	7	0	4	4
11	Randy Cunneyworth	72	30	38	68	148	6	0	43	
32	Mike Moller	73	19	46	65	27	4	0	4	3
10	Warren Harper	78	29	34	63	43	4	2	2	5
25	Ted Nolan	65	28	34	62	152	5	1	3	5
14	Gates Orlando	49	26	30	56	62	3	3	2	4
18	Gary Burns	76	22	27	49	64	3	1	3	4
24	Timo Jutila	56	13	30	43	29	5	0	1	4
20	Mark Renaud	80	8	34	42	56	2	0	2	0
15	Chris Langevin	63	19	21	40	212	5	0	2	2
4	Steve Dykstra	51	9	23	32	113	4	0	0	4
26	Normand Lacombe	33	13	16	29	33	2	0	3	0
5	Heikki Leime	76	4	18	22	30	2	0	0	0
16	Jeff Hamilton	70	7	14	21	36	0	0	2	0
12	Lou Crawford	70	8	7	15	213	0	0	0	1
3	Jim Hofford	70	2	13	15	166	0	0	0	0
27	Brian McKinnon	62	6	8	14	16	0	1	1	0
2	Dirk Rueter	54	4	10	14	98	0	1	1	0
28	Chris Renaud	52	3	8	11	6	0	0	0	0
18	Jim Wiemer	13	1	9	10	24	0	1	0	0
29	Adam Creighton	6	5	3	8	2	1	0	0	1
17	Mal Davis	6	4	4	8	14	1	0	0	2
9	Real Cloutier	11	4	3	7	0	0	0	2	0
19	Val James	55	1	4	5	70	1	0	1	0
29	Jerry Korab	3	1	2	3	6	1	0	0	1
22	Dave Fenyves	9	0	3	3	8	0	0	0	0
23	Richard Hajdu	2	0	2	2	0	0	0	0	0
23	Rob Norman	17	0	1	1	2	0	0	0	0
34	Vince Tremblay (G)	33	0	1	1	6	-	-	-	-
4	John Van Boxmeer	2	0	0	0	2	0	0	0	0
29	Jim Aldred	2	0	0	0	0	0	0	0	0
8	Clint Fehr	2	0	0	0	0	0	0	0	0
1	Jacques Cloutier (G)	14	0	0	0	6	-	-	-	-
30	Tom Barrasso (G)	5	0	0	0	2	-	-	-	-
33	Bob McNamara (G)	12	0	0	0	0	-	-	-	-
31	Mike Craig (G)	29	0	0	0	6	-	-	-	-
	BENCH	80				26				
	TOTALS	80	333	544	877	1781	68	10	40	48

1984-85 REGULAR SEASON GOALTENDER STATS

No.	Goaltender	GP	MINS	GA	EN	SO	SVS	SVS%	AVG.	RECORD
30	Tom Barrasso	5	266:41	6	0	1	88	.936	1.34	3-1-1
1	Jacques Cloutier	14	803:31	36	0	0	363	.910	2.68	10-2-1
31	Mike Craig	29	1429:52	88	0	0	644	.880	3.69	11-7-3
34	Vince Tremblay	33	1816:05	115	1	0	755	.868	3.80	13-10-8
33	Bob McNamara	12	560:31	53	0	0	254	.827	5.87	3-7-0
	TOTALS	80	4816:40	298	1	1	2104	.875	3.74	40-27-13

1984-85 REGULAR SEASON STATS

	GP	W	L	T	PTS	GF	GA
Rochester	80	40	27	13	93	333	301
Opponents	80	27	40	13	67	301	333





1985-86 REGULAR SEASON PLAYER STATS

No.	Player	POS	GP	G	A	PTS	PIM	PPG	SHG	GWG	GFG
22	Paul Gardner	C	71	61	51	112	16	25	0	6	4
9	Jody Gage	RW	73	42	57	99	54	17	0	5	1
19	Doug Trapp	LW	75	21	42	63	86	6	0	3	2
21	Claude Verret	C	52	19	32	51	14	8	0	4	1
10	Warren Harper	RW	80	18	30	48	83	3	0	0	5
14	Jim Jackson	LW	65	16	32	48	10	1	0	3	2
29	Adam Creighton	C	32	17	21	38	27	6	0	2	4
23	Richard Hajdu	LW	54	10	27	37	95	0	0	2	3
17	Mal Davis	RW	38	21	15	36	23	4	0	4	2
20	Jayson Meyer	D	76	7	28	35	74	4	0	1	0
16	Jeff Hamilton	C	74	19	10	29	48	3	2	2	1
27	Joe Reekie	D	77	3	25	28	178	2	0	0	0
2	Richie Dunn	D	34	7	17	24	12	4	0	0	2
26	Norm Lacombe	RW	32	10	13	23	56	3	0	1	0
8	Don Lever	C	29	6	11	17	16	0	0	0	1
7	Taras Zytynsky	D	65	2	15	17	78	1	0	0	0
5	Heikki Leime	D	53	0	17	17	51	0	0	0	0
28	Mark Ferner	D	63	2	13	15	87	0	0	0	1
25	Mikael Andersson	C	20	10	4	14	6	2	1	0	1
8	Ross Yates	C	20	4	8	12	4	0	0	0	0
12	Brian McKinnon	C	51	4	6	10	14	0	0	0	1
32	Jay Fraser	LW	20	4	5	9	61	1	0	0	2
3	Jim Hofford	D	40	2	7	9	148	1	0	0	0
24	Tim Hoover	D	49	2	5	7	34	0	0	0	1
18	Pat Hughes	RW	10	3	3	6	7	0	0	0	2
25	Gates Orlando	C	3	4	0	4	10	1	0	0	2
15	Mike Anderson	LW	25	3	1	4	2	1	0	0	0
26	Jim Aldred	RW	10	1	3	4	4	0	0	0	0
35	Andy Ristau	RW	40	1	2	3	170	0	0	0	0
11	Michael Lay	LW	10	1	1	2	6	0	0	0	0
4	Tom Cronin	D	14	0	2	2	9	0	0	0	0
25	Ken Priestlay	C	4	0	2	2	0	0	0	0	0
30	Mike Craig	G	47	0	2	2	4	0	0	0	0
31	Daren Puppa	G	20	0	1	1	0	0	0	0	0
29	Kevin Beaton	D	6	0	1	1	0	0	0	0	0
4	Randy Irving	D	6	0	0	0	6	0	0	0	0
1	Jacques Cloutier	G	14	0	0	0	4	0	0	0	0
33	Bob McNamara	G	8	0	0	0	0	0	0	0	0
	BENCH		80				16				
	TOTALS		80	320	509	829	1513	93	3	33	38

1985-86 REGULAR SEASON GOALTENDER STATS

No.	Goaltender	GP	MINS	GA	EN	SO	SVS	SVS%	AVG.	RECORD
1	Jacques Cloutier	14	834:58	38	0	1	424	.918	2.73	10-2-2
30	Mike Craig	47	2572:48	183	4	0	1385	.883	4.27	16-21-5
31	Daren Puppa	20	1091:48	79	1	0	540	.872	4.34	8-11-0
33	Bob McNamara	8	334:20	31	1	0	131	.809	5.56	0-5-0
	TOTALS	80	4833:54	331	6	1	2480	.880	4.11	34-39-7


1986-87 REGULAR SEASON PLAYER STATS

No.	Player	GP	G	A	PTS	PIM	PPG	SHG	GWG	GFG	UAG	SHT	+/-
9	Jody Gage	70	26	39	65	60	11	0	3	4	0	217	+4
17	Gates Orlando	44	22	42	64	42	5	1	4	3	2	118	+19
19	Doug Trapp	68	27	35	62	80	7	1	6	0	0	123	+10
14	Jim Jackson	71	19	38	57	48	5	1	2	3	1	212	+26
8	Don Lever	57	29	25	54	69	7	3	7	5	3	120	+10
15	Bob Logan	56	30	14	44	27	5	0	2	5	6	147	+9
10	Warren Harper	61	13	27	40	50	2	1	0	1	1	78	+10
11	Benoit Hogue	53	14	20	34	52	4	0	0	2	0	105	+4
2	Richie Dunn	64	6	26	32	47	2	0	1	2	0	157	+5
18	Ray Sheppard	55	18	13	31	11	3	0	3	2	2	110	-5
16	Paul Brydges	54	13	17	30	54	1	2	1	1	1	80	+9
7	Jack Brownschidle	74	8	22	30	13	2	1	1	0	1	123	+26
12	Mikael Andersson	42	6	20	26	14	0	0	0	2	0	41	+12
21	Claude Verret	36	13	12	25	2	10	0	2	1	0	90	-17
25	Jeff Parker	54	14	8	22	75	1	1	3	2	1	87	+3
23	Richard Hajdu	58	7	15	22	90	0	0	0	1	0	73	+6
22	Dave Fenyses	71	6	16	22	57	0	0	0	1	1	105	+35
4	Uwe Krupp	42	3	19	22	50	1	0	0	1	0	73	+16
32	Jay Fraser	36	8	12	20	149	1	1	1	2	0	34	+7
28	Mark Ferner	54	0	12	12	157	0	0	0	0	0	48	+14
20	Doug Smith	15	5	6	11	35	0	1	0	3	2	49	+8
26	Normand Lacombe	13	6	5	11	4	1	1	1	1	1	29	+1
33	Wayne VanDorp	47	7	3	10	192	0	0	1	1	0	36	+7
3	Jim Hofford	54	1	8	9	204	0	0	1	0	1	37	+11
24	Bob Halkidis	59	1	8	9	144	0	0	1	0	0	38	-4
20	Al Conroy	13	4	4	8	40	1	0	1	1	0	21	+6
5	Shawn Anderson	15	2	5	7	11	1	0	0	0	2	30	+6
27	Joe Reekie	22	0	6	6	52	0	0	0	0	0	28	+9
35	Andy Ristau	21	1	1	2	113	0	0	0	0	0	11	-1
5	Jason Meyer	3	0	2	2	12	0	0	0	0	0	5	+3
4	James Gasseau	7	0	2	2	6	0	0	0	0	0	9	-2
5	Jim Burton	10	0	2	2	4	0	0	0	0	0	16	-5
29	Marc Tournier	2	0	1	1	2	0	0	0	0	0	1	-2
31	Daren Puppa (G)	57	0	1	1	12	0	0	0	0	0	0	0
30	Mike Craig (G)	23	0	1	1	8	0	0	0	0	0	0	0
4	Steve Dykstra	18	0	0	0	77	0	0	0	0	0	20	-4
34	Darcy Wakaluk	11	0	1	1	12	0	0	0	0	0	0	0
	BENCH	80				32							
	TOTALS	80	309	488	797	2095	70	14	41	44	25	2471	

1986-87 REGULAR SEASON GOALTENDER STATS

No.	Goaltender	GP	MINS	GA	EN	SO	SVS	SVS%	AVG.	RECORD
31	Daren Puppa	57	3128:56	146	0	1	1319	.900	2.80	33-14-6
34	Darcy Wakaluk	11	545:32	26	0	0	262	.910	2.86	2-2-3
30	Mike Craig	23	1191:20	82	2	0	524	.864	4.13	6-10-4
	TOTALS	80	4865:48	254	2	1	2105	.892	3.13	41-26-13


1987-88 REGULAR SEASON PLAYER STATS

No.	Player	GP	G	A	PTS	PIM	PPG	SHG	GWG	GFG	UAG	SHT	+/-
9	Jody Gage	76	60	44	104	46	21	1	9	7	1	283	+19
14	Jim Jackson	74	23	48	71	23	2	5	4	1	4	257	+12
22	Benoit Hogue	62	24	31	55	141	8	0	4	1	1	162	+8
26	Ken Priestlay	43	27	24	51	47	8	1	8	2	1	141	+8
2	Richie Dunn	68	12	35	47	52	3	0	1	1	2	185	+22
25	Jeff Parker	34	13	31	44	60	5	1	0	3	3	101	+16
15	Bob Logan	45	23	15	38	35	8	0	4	4	1	127	+10
8	Jeff Capello	69	15	23	38	53	4	0	1	4	1	117	+11
5	Don McSween	63	9	29	38	108	1	3	2	2	1	114	+23
12	Mikael Andersson	35	12	24	36	16	1	1	2	0	0	87	+4
7	Keith Gretzky	43	8	24	32	6	3	0	0	1	0	69	-5
16	Paul Brydges	69	15	16	31	86	0	2	0	4	5	90	+5
4	James Gasseau	75	9	21	30	109	4	0	1	1	0	130	+4
17	Kevin Kerr	72	18	11	29	352	6	0	4	1	0	76	+10
19	Mike Hartman	57	13	14	27	283	2	0	1	0	0	113	+7
11	Grant Martin	22	11	15	26	18	5	1	1	2	1	64	+7
28	Mark Ferner	69	1	25	26	165	0	0	0	0	0	94	+18
27	Shawn Anderson	22	5	16	21	19	2	1	1	0	1	51	+12
23	Richard Hajdu	37	7	11	18	24	2	0	0	4	0	41	+3
3	Jim Hofford	69	3	15	18	322	0	0	0	1	0	88	+15
18	Trent Kaese	37	6	11	17	32	1	0	1	0	1	65	+1
21	Gates Orlando	13	4	13	17	18	2	0	1	0	0	39	0
10	Scott Metcalfe	22	2	13	15	56	0	0	1	0	1	46	-5
	w/Nova Scotia	42	9	19	28	87	0	0	3	0	0	-	-
32	Jay Fraser	39	5	9	14	98	1	1	0	1	1	50	0
24	Bob Halkidis	15	2	5	7	50	0	0	0	1	0	30	+4
1	Darcy Wakaluk(G)	56	1	6	7	36	0	0	0	0	1	2	0
31	Daren Puppa(G)	26	0	2	2	8	0	0	0	0	0	0	0
35	Steve Dykstra	7	0	1	1	33	0	0	0	0	0	12	0
35	Brad Miller	3	0	0	0	4	0	0	0	0	0	4	+3
33	Pete Richards (G)	7	0	0	0	0	0	0	0	0	0	0	0
34	Cleon Daskalakis (G)	8	0	0	0	6	0	0	0	0	0	0	0
29	Dave Moylan	16	0	0	0	2	0	0	0	0	0	2	-4
	BENCH	80				24							
	TOTALS	80	328	532	860	2332	89	17	41	40	26	2640	

1987-88 REGULAR SEASON GOALTENDER STATS

No.	Goaltender	GP	MINS	GA	EN	SO	SVS	SVS%	AVG.	RECORD
31	Daren Puppa	26	1415	65	2	2	624	.906	2.76	14-8-2
1	Darcy Wakaluk	55	2763	159	5	0	1178	.881	3.45	27-15-3
34	Cleon Daskalakis	8	382	22	1	0	183	.893	3.46	4-3-0
33	Pete Richards	7	270	18	0	0	106	.855	4.00	1-1-2
	TOTALS	80	4830	264	8	2	2091	.888	3.28	46-27-7



RECORD BOOK

YEAR-BY-YEAR STATISTICS

1988-89 REGULAR SEASON PLAYER STATS

No.	Player	GP	G	A	PTS	PIM	PPG	SHG	GWG	GFG	UAG	SHT	+/-
26	Ken Priestlay	64	56	37	93	60	17	4	8	7	1	277	+25
11	Mike Donnelly	53	32	37	69	53	10	0	4	4	1	200	+6
9	Jody Gage	65	31	38	69	50	6	3	6	4	3	242	+3
14	Jim Jackson	73	19	50	69	14	6	4	3	2	1	254	+5
10	Scott Metcalfe	60	20	31	51	241	8	0	1	4	1	164	+5
12	Mikael Andersson	56	18	33	51	12	2	1	2	1	1	144	+3
2	Richie Dunn	69	9	35	44	81	2	1	2	1	1	172	+6
17	Kevin Kerr	66	20	18	38	306	6	0	0	3	0	136	-4
20	Rob Ray	74	11	18	29	446*	0	0	0	4	0	72	+4
5	Don McSween	66	7	22	29	45	1	1	0	1	1	103	+8
22	Francois Guay	45	6	20	26	34	4	0	0	0	1	56	-6
19	Grant Tkachuk	64	12	13	25	26	1	1	3	0	2	99	-8
7	Geordie Robertson	32	11	12	23	12	3	0	5	2	1	64	-6
18	Trent Kaese	45	9	11	20	68	0	0	0	1	1	96	-10
27	Shawn Anderson	31	5	14	19	24	1	0	0	0	0	67	+12
23	Shawn Whitham	46	4	15	19	75	4	0	0	1	0	97	-21
28	Mark Ferner	55	0	18	18	97	0	0	0	0	0	82	-2
21	Keith Gretzky	23	3	13	16	0	0	0	0	0	1	33	-13
4	Steve Smith	48	2	12	14	79	0	2	0	0	0	85	+9
8	Jeff Capello	39	6	7	13	22	2	0	1	0	1	67	-9
21	Grant Martin	6	7	5	12	6	4	0	1	0	0	32	+3
16	Paul Brydges	51	8	3	11	36	0	2	2	1	1	79	-9
3	Jim Hofford	34	1	9	10	139	0	0	0	0	0	35	+1
35	Wayne VanDorp	28	3	6	9	202	3	0	0	0	0	24	-7
25	Jeff Parker	6	2	4	6	9	1	0	0	0	0	20	-6
15	Bob Halkidis	16	0	6	6	64	0	0	0	0	0	15	+6
15	Bob Logan	5	2	2	4	2	0	0	0	1	0	11	-4
29	Joe Reekie	21	1	2	3	56	0	0	0	0	0	26	-4
25	Dave Moylan	20	0	2	2	15	0	0	0	0	0	17	0
1	Darcy Wakaluk(G)	33	0	2	2	10	0	0	0	0	0	0	0
44	J. Cloutier (G)	11	0	1	1	2	0	0	0	0	0	0	0
44	Kenton Rein (G)	15	0	1	1	34	0	0	0	0	0	0	0
31	Brian Ford (G)	19	0	1	1	0	0	0	0	0	0	0	0
44	Darren Eliot(G)	23	0	1	1	4	0	0	0	0	0	0	0
32	Graeme Bonar	1	0	0	0	2	0	0	0	0	0	2	-3
34	Brad Miller	3	0	0	0	4	0	0	0	0	0	1	-2
23	Ed Hospodar	5	0	0	0	10	0	0	0	0	0	7	-5
	BENCH	80				16							
	TOTALS	80	305	499	804	2356	81	19	38	37	18	2779	

*Team Record

1988-89 REGULAR SEASON GOALTENDER STATS

No.	Goaltender	GP	MINS	GA	EN	SO	SVS	SVS%	AVG.	RECORD
31	Brian Ford	19	1075	60	1	2	451	.883	3.35	12-4-1
44	Kenton Rein	15	676	39	0	2	289	.881	3.46	5-6-2
44	Darren Eliot	23	969	59	0	0	397	.871	3.65	8-6-2
1	Darcy Wakaluk	33	1566	97	5	1	645	.869	3.72	11-14-0
44	Jacques Cloutier	11	527	41	0	0	227	.847	4.67	2-7-0
	TOTALS	80	4814	296	6	5	2009	.872	3.69	38-37-5



RECORD BOOK

YEAR-BY-YEAR STATISTICS



1989-90 REGULAR SEASON PLAYER STATS

No.	Player	POS	GP	G	A	PTS	PIM	PPG	SHG	GWG	GFG	UAG	SHT	+/-
19	Mike Donnelly	LW	68	43	55	98	71	16	2	8	4	1	267	+12
28	Donald Audette	C	70	42	46	88	78	15	0	5	5	0	249	+20
9	Jody Gage	RW	75	45	38	83	42	20	1	7	5	1	230	-5
16	Francois Guay	C	69	28	35	63	39	8	0	2	5	0	135	-3
5	Don McSween	D	70	16	43	59	43	2	5	3	1	2	146	+21
22	Ken Priestlay	C	40	19	39	58	46	7	2	1	7	1	139	+11
12	Scott McCrory	C	51	14	41	55	46	8	0	2	1	0	100	+2
7	Steve Ludzik	C	54	25	29	54	71	7	2	2	3	2	172	+12
14	Jim Jackson	RW	77	16	37	53	14	2	3	3	3	0	219	+8
27	Darrin Shannon	LW	50	20	23	43	25	3	1	0	2	0	101	+3
15	Dale DeGray	D	50	6	25	31	118	2	1	0	1	1	149	+12
	w/New Haven		17	2	10	12	38	0	0	0	0	0	—	—
	Total		67	8	35	43	156	2	1	0	1	1	—	—
10	Scott Metcalfe	LW	43	12	17	29	93	3	0	2	1	1	121	-7
29	Bob Corkum	RW	43	8	11	19	45	1	1	0	0	1	68	+2
24	Ken Sutton	D	57	5	14	19	83	1	0	1	0	0	81	+5
26	Darcy Loewen	LW	50	7	11	18	193	2	0	1	0	0	42	-3
21	Dave Baseggio	D	41	3	15	18	41	1	0	1	0	0	43	+2
4	Steve Smith	D	42	3	15	18	107	0	1	1	1	0	97	+9
23	Shawn Anderson	D	39	2	16	18	41	0	0	0	0	0	83	+10
20	Rob Ray	LW	43	2	13	15	335	0	0	1	0	0	56	-6
2	Richie Dunn	D	41	7	7	14	34	3	0	1	0	2	83	-10
15	Bob Halkidis	D	18	1	13	14	70	0	0	0	0	0	33	+5
25	Joel Savage	RW	43	6	7	13	39	0	0	1	0	1	37	-9
34	Brad Miller	D	60	2	10	12	273	0	0	0	1	0	49	+2
3	Jim Hofford	D	52	1	9	10	233	0	0	0	0	0	47	-2
22	Ray Sheppard	RW	5	3	5	8	2	1	0	1	0	1	16	+6
1	Darcy Wakaluk	G	56	0	7	7	38	0	0	0	0	0	0	0
32	Mitch Molloy	LW	15	1	1	2	43	0	0	0	0	0	9	-2
33	Dave Littman	G	14	0	2	2	0	0	0	0	0	0	0	0
17	Kevin Kerr	RW	8	0	1	1	22	0	0	0	0	0	7	-1
31	Brian Ford	G	19	0	1	1	0	0	0	0	0	0	0	0
	BENCH		80				28							
	TOTALS		80	337	586	923	2313	102	19	43	40	14	2779	

1989-90 REGULAR SEASON GOALTENDER STATS

No.	Goaltender	GP	MINS	GA	EN	SO	SVS	SVS%	AVG.	RECORD
33	Dave Littman	14	680:48	37	1	0	270	.879	3.26	5-6-1
1	Darcy Wakaluk	56	3094:52	173	4	2	1307	.883	3.35	31-16-4
31	Brian Ford	19	1076:00	69	2	0	441	.865	3.85	7-6-4
	TOTALS	80	4851:00	279	7	2	2018	.876	3.54	43-28-9


1990-91 REGULAR SEASON PLAYER STATS

No.	Player	POS	GP	G	A	PTS	PIM	PPG	SHG	GWG	GFG	UAG	SHT
22	Don Biggs	C	65	31	57	88	115	13	1	3	10	1	206
9	Jody Gage	RW	73	42	43	85	36	18	0	7	8	0	229
35	Bill Houlder	D	69	13	53	66	28	5	1	2	2	2	222
16	Francois Guay	C	61	24	39	63	38	8	0	2	5	2	157
8	Darrin Shannon	LW	49	26	34	60	56	8	2	3	2	1	91
12	Scott McCrory	C	57	27	25	52	39	10	0	3	2	3	123
7	Steve Ludzik	C	64	22	29	51	137	5	0	2	1	1	185
5	Don McSween	D	74	7	44	51	57	1	0	0	1	0	157
27	Dan Frawley	RW	74	15	31	46	152	2	0	2	2	1	161
11	Joel Savage	RW	61	25	19	44	45	2	0	5	5	2	134
10	Scott Metcalfe	LW	69	17	22	39	175	0	0	1	2	1	173
19	Bob Corkum	C	69	13	21	34	77	1	2	1	1	2	147
15	Dale DeGray	D	64	9	25	34	121	2	0	3	1	1	170
24	Ken Sutton	D	62	7	24	31	65	2	0	1	0	0	129
23	Jiri Sejba	LW	31	15	13	28	54	5	0	3	2	0	60
26	Darcy Loewen	LW	71	13	15	28	130	0	1	2	2	0	115
2	Greg Brown	D	31	6	17	23	16	6	0	3	2	0	63
17	Dave Baseggio	D	35	3	13	16	32	1	0	0	0	0	63
21	Kevin Haller	D	52	2	8	10	53	0	1	0	0	0	70
34	Brad Miller	D	49	0	9	9	248	0	0	0	0	0	41
33	Dave Littman	G	56	0	7	7	6	0	0	0	0	0	0
4	Steve Smith	D	37	2	4	6	74	0	0	0	0	1	53
28	Donald Audette	RW	5	4	0	4	2	3	0	1	1	0	18
18	Ian Boyce	LW	12	1	2	3	2	0	0	0	0	0	12
20	Rob Ray	LW	8	1	1	2	15	0	0	1	0	0	8
32	Mitch Molloy	LW	24	1	0	1	127	1	0	0	0	0	8
14	Torrie Robertson	LW	1	0	1	1	0	0	0	0	0	0	1
29	Brian Curran	D	10	0	0	0	36	0	0	0	0	0	11
1	Darcy Wakaluk	G	26	0	0	0	38	0	0	0	0	0	0
31	Scott Luce	G	3	0	0	0	0	0	0	0	0	0	0
31	Francois Gravel	G	3	0	0	0	2	0	0	0	0	0	0
	BENCH		80				28						
	TOTALS		80	326	556	882	2004	93	8	45	49	18	2807

1990-91 REGULAR SEASON GOALTENDER STATS

No.	Goaltender	GP	MINS	GA	EN	SO	SVS	SVS%	AVG.	RECORD
31	Scott Luce*	3	183:42	6	0	1	91	.938	1.96	1-1-1
1	Darcy Wakaluk	26	1362:23	68	5	4	615	.900	2.99	10-10-3
33	Dave Littman*	56	3154:51	160	3	3	1201	.882	3.04	33-13-5
31	Francois Gravel	3	159:28	10	1	0	88	.898	3.77	1-2-0
	TOTALS	80	4867:49	244	9	8	1995	.887	3.12	45-26-9

*Shared Shutout on 3/31/91


1991-92 REGULAR SEASON PLAYER STATS

No.	Player	POS	GP	G	A	PTS	PIM	PPG	SHG	GWG	GFG	UAG	SHT	+/-
12	Peter Ciavaglia	C	77	37	61	98	16	16	3	6	4	2	201	0
9	Jody Gage	RW	67	40	40	80	54	19	0	4	3	0	264	+6
23	Jiri Sejba	LW	59	27	31	58	36	12	0	5	6	1	131	+1
10	Jason Winch	LW	73	23	35	58	24	9	0	2	2	0	156	+8
25	Lou Franceschetti	LW	49	15	25	40	64	2	1	4	1	1	71	+6
	w/ New Haven		25	6	7	13	59	0	1	0	1	1	-	-
	Totals		74	21	32	53	123	2	2	4	2	2	-	-
27	Dan Frawley	RW	78	28	23	51	208	12	0	5	8	3	188	+4
2	Greg Brown	D	56	8	30	38	25	2	0	1	1	1	137	-4
5	Don McSween	D	75	6	32	38	60	2	1	0	2	0	146	+17
14	Brad Rubachuk	C	70	18	16	34	201	4	1	0	4	1	133	-12
22	Lindy Ruff	D	62	10	24	34	110	1	0	1	1	0	146	+5
35	Bill Houlder	D	42	8	26	34	16	5	0	2	0	1	143	-13
21	Chris Snell	D	65	5	27	32	66	2	0	1	0	0	150	+10
26	Darcy Loewen	LW	73	11	20	31	193	0	1	2	0	0	128	+3
19	Bob Corkum	C	52	16	12	28	47	5	2	1	4	2	162	-2
7	Steve Ludzik	C	45	6	22	28	88	4	0	0	1	0	113	+5
11	Joel Savage	RW	59	8	14	22	39	2	0	1	2	0	107	-1
17	Dave Baseggio	D	29	5	11	16	14	2	0	0	1	0	51	-6
18	Ian Boyce	LW	20	5	8	13	4	0	0	0	1	0	33	+14
15	Sean O'Donnell	D	73	4	9	13	193	0	0	1	1	0	76	+13
44	Rick Vaive	RW	12	4	9	13	4	1	0	1	2	0	45	0
20	Keith Carney	D	24	1	10	11	2	0	0	0	0	0	34	+3
16	Ed Zawatsky	C	14	4	6	10	2	1	0	1	0	0	21	+2
33	Dave Littman	G	60	0	5	5	8	0	0	0	0	0	0	0
34	Brad Miller	D	27	0	4	4	113	0	0	0	0	0	39	-7
3	David DiVita	D	25	1	2	3	59	0	0	0	0	0	11	-6
29	Brian Curran	D/LW	36	0	3	3	122	0	0	0	0	0	23	-4
16	Andy Pritchard	RW	2	1	0	1	0	0	0	0	0	0	4	-1
4	Steve Smith	D	3	1	0	1	0	1	0	0	0	0	14	-2
25	Peter Ambroziak	LW	2	0	1	1	0	0	0	0	0	0	3	-1
31	Tom Draper	G	9	0	1	1	0	0	0	0	0	0	0	0
32	Bob Fleming	RW	5	0	0	0	29	0	0	0	0	0	0	-1
8	Kevin Haller	D	4	0	0	0	18	0	0	0	0	0	7	+2
20	Tony Iob	LW	1	0	0	0	0	0	0	0	0	0	0	-1
30	John Bradley	G	6	0	0	0	2	0	0	0	0	0	0	0
31	Clint Malarchuk	G	2	0	0	0	2	0	0	0	0	0	0	0
31	Daren Puppa	G	2	0	0	0	2	0	0	0	0	0	0	0
1	Bill Pye	G	8	0	0	0	0	0	0	0	0	0	0	0
	BENCH		80				26							
	TOTALS		80	292	507	799	1847	102	9	37	44	12	2737	

1991-92 REGULAR SEASON GOALTENDER STATS

No.	Goaltender	GP	MINS	GA	EN	SO	SVS	SVS%	AVG.	RECORD
31	Clint Malarchuk	2	120:00	3	0	1	54	.947	1.50	2-0-0
1	Bill Pye	8	331:21	15	2	0	125	.893	2.72	1-4-0
33	Dave Littman	60	3497:51	172	6	3	1557	.901	2.95	28-20-9
30	John Bradley	6	248:14	13	0	1	85	.867	3.14	2-2-1
31	Tom Draper	9	531:26	28	0	0	214	.884	3.16	4-3-2
31	Daren Puppa	2	118:54	9	0	0	44	.830	4.54	0-2-0
	TOTALS	80	4870:59	240	8	5	2079	.893	3.05	37-31-12

1992-93 REGULAR SEASON PLAYER STATS

No.	Player	POS	GP	G	A	PTS	PIM	PPG	SHG	GWG	GFG	UAG	SHT	+/-
12	Peter Ciavaglia	C	64	35	67	102	32	12	1	4	2	2	154	+19
17	Todd Simon	C	67	27	66	93	54	10	0	3	4	0	205	-10
9	Jody Gage	RW	71	40	40	80	76	19	0	7	3	2	234	-13
21	Chris Snell	D	77	14	57	71	83	8	0	1	5	0	234	-6
19	Scott Thomas	RW	65	32	27	59	38	9	2	2	4	3	191	+10
24	Doug Macdonald	C	64	25	33	58	58	6	2	4	3	4	147	-2
32	Jozef Cierny	LW	54	27	27	54	36	16	1	4	2	3	154	+9
23	Mike McLaughlin	LW	71	19	35	54	27	7	2	5	1	1	137	+8
2	Greg Brown	D	61	11	38	49	46	2	2	0	2	0	163	+20
27	Dan Frawley	RW	75	17	27	44	216	2	0	1	4	0	141	+3
16	Jason Young	LW	59	20	20	40	60	0	0	0	1	1	133	-6
20	Keith Carney	D	41	5	21	26	32	0	1	1	0	0	79	+9
26	Viktor Gordiouk	LW	35	11	14	25	8	2	0	0	4	1	88	+6
14	Brad Rubachuk	C	60	10	15	25	218	1	2	0	1	1	99	-12
15	Sean O'Donnell	D	74	3	18	21	203	2	0	0	0	0	83	-2
22	Tony Iob	LW	20	12	8	20	70	7	0	0	3	0	45	0
25	Peter Ambroziak	LW	51	8	10	18	37	1	1	1	2	0	48	-4
7	Jeff Sirkka	D	59	6	11	17	132	1	0	2	1	0	60	+5
10	Jason Winch	LW	31	1	13	14	29	0	0	0	0	0	32	-6
28	Donald Audette	RW	6	8	4	12	10	3	0	2	0	0	28	+7
29	Bruce Shoebottom	D	64	7	5	12	253	0	0	1	3	1	64	-7
8	Philippe Boucher	D	5	4	3	7	8	1	0	0	0	1	24	-1
4	Andrei Iakovenko	D	16	2	2	4	20	0	0	1	0	0	21	+4
4	Todd Fichel	D	15	1	3	4	4	0	1	0	0	1	23	-1
31	Olaf Kolzig	G	48	0	3	3	6	0	0	0	0	0	0	0
3	David DiVita	D	16	1	1	2	18	0	0	0	0	0	9	-3
11	Joel Savage	RW	6	1	1	2	6	0	0	1	0	0	10	-2
1	Bill Pye	G	26	0	2	2	4	0	0	0	0	0	0	0
4	Grant Ledyard	D	5	0	2	2	8	0	0	0	0	0	10	+6
4	Randy Moller	D	3	1	0	1	10	0	0	0	1	0	2	-4
3	Dean Melanson	D	8	0	1	1	6	0	0	0	0	0	10	-1
8	Mike Smith	D	2	0	1	1	0	0	0	0	0	0	3	+2
5	Brad Pascall	D	18	0	1	1	38	0	0	0	0	0	9	-2
35	Dan Bylsma	RW	2	0	1	1	0	0	0	0	0	0	3	+1
35	Cam Brown	LW	4	0	0	0	26	0	0	0	0	0	2	0
4	Kord Cernich	D	4	0	0	0	2	0	0	0	0	0	6	-1
34	Bill Horn	G	6	0	0	0	0	0	0	0	0	0	0	0
30	Mark Bernard	G	1	0	0	0	0	0	0	0	0	0	0	0
33	Tom Draper	G	5	0	0	0	2	0	0	0	0	0	0	0
34	Greg Menges	G	2	0	0	0	0	0	0	0	0	0	0	0
	BENCH		80				24							
	TOTALS		80	348	577	925	1900	109	15	40	46	21	2651	

1992-93 REGULAR SEASON GOALTENDER STATS

No.	Goaltender	GP	MINS	GA	EN	SO	SVS	SVS%	AVG.	RECORD
30	Mark Bernard	1	20:00	1	0	0	15	.938	3.00	0-0-0
31	Olaf Kolzig	48	2738:04	168	3	0	1253	.882	3.68	25-16-4
34	Bill Horn	6	304:21	22	1	0	145	.868	4.34	3-1-1
1	Bill Pye	26	1426:23	107	2	0	686	.865	4.50	9-14-2
33	Tom Draper	5	272:50	22	1	0	140	.864	4.83	3-2-0
34	Greg Menges	2	39:53	5	0	0	14	.737	7.50	0-0-0
	TOTALS	80	4833:05	325	7	0	2253	.872	4.12	40-33-7



RECORD BOOK

YEAR-BY-YEAR STATISTICS



1993-94 REGULAR SEASON PLAYER STATS

No.	Player	POS	GP	G	A	PTS	PIM	PPG	SHG	GWG	GFG	UAG	SHT	+/-
17	SIMON, Todd	C	55	33	52	85	79	7	0	6	5	3	177	0
26	GORDIOUK, Viktor	LW	74	28	39	67	26	6	4	6	9	4	226	14
28	BLACK, James	C	45	19	32	51	28	9	1	1	3	2	175	-18
24	MACDONALD, Doug	C	63	25	19	44	46	6	0	2	4	0	148	-17
16	YOUNG, Jason	LW	68	17	26	43	84	1	2	0	3	4	203	-18
36	BARNABY, Matthew	LW	42	10	32	42	153	6	0	0	0	0	72	-8
9	GAGE, Jody	RW	44	18	21	39	57	12	0	3	1	0	126	-20
18	VOLKOV, Mikhail	RW	62	12	26	38	28	3	1	1	1	1	85	1
10	DAWE, Jason	LW	48	22	14	36	44	7	0	2	1	1	105	-14
14	RUBACHUK, Brad	C	65	18	18	36	246	4	0	2	3	1	130	-4
23	COOPER, David	D	68	10	25	35	82	5	0	1	0	0	126	-22
4	BOUCHER, Philippe	D	31	10	22	32	51	6	0	1	1	0	157	1
20	PETRENKO, Sergei	LW	38	16	15	31	8	7	0	2	2	1	93	-14
7	MELANSON, Dean	D	80	1	21	22	138	0	0	0	0	0	94	0
27	MARIETTI, Brett	RW	38	6	14	20	63	1	1	1	2	1	50	4
21	KRYS, Mark	D	58	2	13	15	77	0	1	0	0	0	70	0
	TOTAL(w/ PROV)		81	3	15	18	109	0	1	0	0	0	96	-4
8	BAVIS, Mike	RW	65	3	11	14	89	0	0	0	1	0	62	-11
10	METCALFE, Scott	LW	16	5	7	12	16	1	0	1	1	1	36	-1
15	O'DONNELL, Sean	D	64	2	10	12	242	0	0	0	1	0	78	0
29	TSYGUROV, Denis	D	2	1	10	11	10	1	0	0	1	1	35	8
2	BOOTH, Derek	D	45	2	8	10	82	1	0	0	0	0	32	-8
28	GUIDOTTI, Vince	D	20	2	8	10	8	1	0	0	0	0	37	4
19	THOMAS, Scott	RW	11	4	5	9	0	2	0	0	1	0	25	-2
12	AMBROZIAK, Peter	LW	22	3	4	7	53	0	1	0	0	0	32	-1
27	LESSARD, Rick	D	8	1	2	3	2	0	0	0	0	0	6	3
5	PASCALL, Brad	D	35	2	0	2	33	0	1	2	0	0	16	-1
32	WALCOTT, Richie	RW	17	1	0	1	66	0	0	0	0	0	4	-5
11	BRIGHT, Chris	C	9	1	0	1	6	0	0	0	0	0	11	0
19	BANIKA, Cory	RW	7	1	0	1	12	0	0	0	0	0	4	2
	TOTAL (w/ HERS)		9	1	0	1	14	0	0	0	0	0	4	-2
22	MAHER, Jim	D	5	1	0	1	0	0	0	0	0	0	7	-2
11	SORENSEN, Kelly	RW	4	1	0	1	4	0	0	0	0	0	3	0
29	MELANSON, Rob	D	13	0	1	1	24	0	0	0	0	0	6	-3
30	KETTERER, Markus	G	32	0	1	1	2	0	0	0	0	0	0	0
32	CAPSON, Greg	D	10	0	0	0	29	0	0	0	0	0	0	-4
34	LALONDE, Christian	LW	5	0	0	0	6	0	0	0	0	0	1	-2
21	BLAD, Brian	D	3	0	0	0	0	0	0	0	0	0	2	-1
3	FLICHEL, Todd	D	2	0	0	0	0	0	0	0	0	0	1	-4
22	HICKS, Jamey	C	2	0	0	0	4	0	0	0	0	0	1	-1
29	YOUNG, John	C	2	0	0	0	0	0	0	0	0	0	1	0
32	PAYNE, Davis	LW	2	0	0	0	5	0	0	0	0	0	0	-1
11	KUZMINSKI, Alex	C	1	0	0	0	0	0	0	0	0	0	0	0
35	MALTAIS, Dominic	RW	1	0	0	0	0	0	0	0	0	0	0	-1
31	HORN, Bill	G	25	0	0	0	0	0	0	0	0	0	0	0
1	PYE, Bill	G	19	0	0	0	16	0	0	0	0	0	0	0
35	DERKSEN, Duane	G	6	0	0	0	0	0	0	0	0	0	0	0
30	FUHR, Grant	G	5	0	0	0	0	0	0	0	0	0	0	0
35	PARSON, Mike	G	3	0	0	0	0	0	0	0	0	0	0	0
	BENCH		80				62							
	TOTALS		80	277	456	733	1981	86	12	31	40	20	2437	

1993-94 REGULAR SEASON GOALTENDER STATS

No.	Goaltender	GP	MINS	GA	EN	SO	SVS	SVS%	AVG.	Record
30	FUHR, Grant	5	310	10	0	0	145	0.935	1.94	3-0-2
31	HORN, Bill	25	1394:19	81	1	0	559	0.873	3.49	9-9-5
35	DERKSEN, Duane	6	235:07	14	0	0	115	0.891	3.57	2-1-1
30	KETTER, Markus	32	1774:30	110	2	1	773	0.875	3.72	9-15-5
35	PARSON, Mike	3	175:47	12	0	0	61	0.836	4.10	1-2-0
1	PYE, Bill	19	980:08	70	0	0	462	0.868	4.29	7-7-2
	TEAM TOTALS	80	4879:25	297	3	1	2,115	0.876	3.69	31-34-15



RECORD BOOK

YEAR-BY-YEAR STATISTICS



1994-95 REGULAR SEASON PLAYER STATS

No.	Player	POS	GP	G	A	PTS	PIM	PPG	SHG	GWG	GFG	UAG	SHT	+/-
17	SIMON, Todd	C	69	25	65	90	78	16	0	2	6	3	215	-21
26	GORDIOUK, Viktor	LW	63	31	30	61	36	7	5	6	3	1	225	8
10	METCALFE, Scott	LW	63	19	36	55	216	2	0	1	3	1	150	8
36	BARNABY, Matthew	LW	56	21	29	50	274	6	0	1	4	3	116	7
25	DAWE, Jason	RW	44	27	19	46	24	10	0	2	5	1	117	-12
24	MACDONALD, Doug	C	58	21	25	46	73	7	1	0	2	1	138	6
19	THOMAS, Scott	RW	55	21	25	46	115	9	0	7	2	1	144	2
18	VOLKOV, Mikhail	RW	56	17	27	44	52	4	1	2	3	1	111	6
32	BOUCHER, Philippe	D	43	14	27	41	26	5	0	1	2	0	221	-1
38	WIEMER, Jim	D	45	9	29	38	74	3	0	2	2	0	149	-8
16	YOUNG, Jason	LW	51	18	17	35	80	3	2	3	2	3	109	-7
33	ASTLEY, Mark	D	46	5	24	29	49	2	0	2	0	1	104	-10
20	PETRENKO, Sergei	LW	43	12	16	28	16	1	0	0	2	0	61	4
28	NICHOL, Scott	C	71	11	16	27	136	1	4	1	2	2	114	-12
12	AMBROZIAK, Peter	LW	46	14	11	25	35	1	1	2	1	1	51	2
2	NEMETH, Tom	D	56	4	17	21	32	0	0	0	0	0	99	-3
21	KRYS, Mark	D	70	3	16	19	113	0	0	0	0	0	96	15
4	COPELAND, Todd	D	77	4	12	16	152	0	0	0	0	0	83	1
27	RUSHFORTH, Paul	C	25	8	6	14	10	0	0	2	0	0	55	2
7	MELANSON, Dean	D	43	4	7	11	84	0	0	0	0	2	62	2
9	GAGE, Jody	RW	23	4	5	9	20	1	0	0	1	0	43	-10
5	GERMAIN, Eric	D	18	1	7	8	13	0	0	1	0	0	15	1
8	BAVIS, Mike	RW	27	3	4	7	100	0	0	0	0	0	32	-9
23	COOPER, Dave	D	21	2	4	6	48	0	0	0	1	0	30	-6
22	BARRIE, Mike	C	16	1	3	4	40	0	0	0	0	0	20	0
37	BOSTON, Scott	D	16	1	1	2	6	0	0	0	0	0	32	-5
32	KNAUFT, Lorne	D	5	0	2	2	8	0	0	0	0	0	8	4
29	McCLELLAND, Kevin	RW	22	0	2	2	93	0	0	0	0	0	7	-4
34	SHIELDS, Steve	G	13	0	2	2	0	0	0	0	0	0	0	0
44	MAILHOT, Jacques	LW	15	0	1	1	52	0	0	0	0	0	1	-4
3	FOY, Chris	D	5	0	1	1	2	0	0	0	0	0	0	0
3	MARTIN, Don	D	1	0	1	1	2	0	0	0	0	0	1	2
30	KETTERER, Markus	G	47	0	1	1	0	0	0	0	0	0	0	0
3	KLIMENTIEV, Sergei	D	7	0	0	0	8	0	0	0	0	0	9	0
32	BENAZIC, Cal	D	2	0	0	0	0	0	0	0	0	0	2	-4
37	WRIGHT, Shayne	D	2	0	0	0	0	0	0	0	0	0	2	0
15	McCARTHY, Brian	C	4	0	0	0	5	0	0	0	0	0	3	-2
39	SHOEBOTTOM, Bruce	D	1	0	0	0	0	0	0	0	0	0	0	-1
32	EVANS, Doug	D	2	0	0	0	0	0	0	0	0	0	0	-1
3	CAMPBELL, Scott	D	4	0	0	0	15	0	0	0	0	0	3	-2
39	RAYMOND, Eric	G	29	0	0	0	6	0	0	0	0	0	0	0
	BENCH		80				28							
	TOTALS		80	300	488	788	2121	78	14	35	41	21	2628	

1994-95 REGULAR SEASON GOALTENDER STATS

No.	Goaltender	GP	Starts	MINS	GA	EN	SO	SVS	SVS%	AVG.	Record
39	RAYMOND, Eric	29	25	1592:59	92	2	0	751	0.891	3.47	13-10-4
30	KETTERER, Markus	47	45	2563:55	154	3	1	1,193	0.886	3.60	19-20-3
34	SHIELDS, Steve	13	10	673:37	53	0	0	258	0.83	4.72	3-8-0
	TOTALS	80	80	4847:35	299	5	1	2202	0.879	3.76	35-38-7



RECORD BOOK

YEAR-BY-YEAR STATISTICS



1995-96 REGULAR SEASON PLAYER STATS

No.	Player	POS	GP	G	A	PTS	PIM	PPG	SHG	GWG	GFG	UAG	SHT	+/-
5	CHARRON, Craig	C	72	43	52	95	79	8	3	9	5	6	204	26
19	WARD, Dixon	LW	71	38	56	94	74	19	0	4	5	3	223	7
37	MOORE, Barrie	LW	66	26	29	55	40	9	2	4	2	2	19	19
4	HOLLINGER, Terry	D	62	5	50	55	71	2	1	0	1	0	121	8
36	JACKSON, Dane	RW	50	27	19	46	132	14	0	2	4	0	100	18
10	METCALFE, Scott	C	71	21	24	45	228	4	2	4	1	2	158	13
20	CONN, Rob	RW	36	22	15	37	40	4	1	2	5	1	106	15
3	KLIMENTIEV, Sergei	D	70	7	29	36	74	3	0	2	0	0	139	18
21	NICHOL, Scott	C	63	14	17	31	170	1	0	0	2.	1	107	-11
27	FRAWLEY, Dan	RW	77	12	16	28	194	0	0	3	1	1	117	4
23	COOPER, Dave	D	67	9	18	27	79	4	0	2	2	0	147	-2
17	LEACH, Jamie	RW	47	12	14	26	40	2	0	0	2	0	124	-3
11	HOLZINGER, Brian	C	17	10	11	21	14	0	0	2	2	1	45	9
33	PEARSON, Scott	LW	26	8	8	16	113	1	0	2	0	0	80	-1
7	MELANSON, Dean	D	70	3	13	16	204	0	1	1	0	0	94	4
9	GAGE, Jody	RW	16	3	12	15	20	1	0	0	0	0	27	2
40	NDUR, Rumun	D	73	2	12	14	306	0	1	0	0	0	39	8
43	DAWE, Jason	LW	7	5	4	9	2	2	1	0	0	2	29	-1
34	CIRONE, Jason	C	24	4	5	9	34	0	0	0	0	0	42	2
25	KARABIN, Ladislav	C	21	3	5	8	18	2	0	0	1	1	25	-9
22	WESTERBY, Bob	LW	40	2	6	8	155	0	0	0	0	0	47	1
15	WRIGHT, Shayne	D	48	0	8	8	99	0	0	0	0	0	46	-5
18	JUNKER, Steve	LW	29	5	2	7	31	2	0	0	0	0	47	0
33	MAZUR, Jay	C	16	5	2	7	16	3	0	0	0	0	32	-8
33	HOUDA, Doug	D	21	1	6	7	41	0	0	0	0	0	24	7
24	PRIMEAU, Wayne	C	8	2	3	5	8	0	0	0	0	0	19	-4
2	WILSON, Mike	D	15	0	5	5	38	0	0	0	0	0	25	-6
29	BOH, Aaron	D	12	0	4	4	10	0	0	0	0	0	21	-4
31	SHIELDS, Steve	G	43	0	4	4	39	0	0	0	0	0	1	0
12	VARADA, Vaclav	RW	5	3	0	3	4	0	0	0	0	0	13	-2
18	VOLKOV, Mikhail	RW	11	1	2	3	10	0	0	0	0	0	13	-4
35	STAUBER, Robb	G	16	1	2	3	6	0	0	0	0	1	1	0
2	HUMENIUK, Scott	D	12	0	2	2	19	0	0	0	0	0	13	-4
29	FEASBY, Scott	D	12	0	2	2	6	0	0	0	0	0	8	8
2	McKEE, Jay	D	4	0	1	1	15	0	0	0	0	0	3	-2
24	ROBERGE, Serge	RW	32	0	1	1	42	0	0	0	0	0	4	-3
35	BLUE, John	G	14	0	1	1	4	0	0	0	0	0	1	0
11	JENNINGS, Grant	D	9	0	1	1	28	0	0	0	0	0	14	4
30	PARENT, Rich	G	2	0	0	0	0	0	0	0	0	0	0	0
39	TANNER, John	G	10	0	0	0	17	0	0	0	0	0	0	0
35	TREFILOV, Andrei	G	5	0	0	0	0	0	0	0	0	0	0	0
	BENCH		80				56							
	TOTALS		80	294	461	755	2576	81	12	37	33	21	2451	

1995-96 REGULAR SEASON GOALTENDER STATS

No.	Goaltender	GP	Starts	MINS	GA	EN	SO	SVS	SVS%	AVG.	Record
35	TREFILOV, Andrei	5	5	299:09	13	1	0	125	0.906	2.61	4-1-0
35	STAUBER, Robb	16	14	832:59	49	1	0	421	0.896	3.53	6-7-1
31	SHIELDS, Steve	43	39	2356:27	140	4	1	1148	0.891	3.57	20-17-2
35	BLUE, John	14	11	671:59	41	1	0	295	0.878	3.66	4-6-1
39	TANNER, John	10	10	579:15	38	3	0	253	0.869	3.94	3-6-1
30	PARENT, Rich	2	1	89:32	6	0	0	42	0.875	4.02	0-1-0
	TEAM TOTALS	80	80	4848:07	287	10	1	2284	0.885	3.68	37-38-5



RECORD BOOK

YEAR-BY-YEAR STATISTICS



1996-97 REGULAR SEASON PLAYER STATS

No.	Player	POS	GP	G	A	PTS	PIM	PPG	SHG	GWG	GFG	UAG	SHT	+/-
25	YAKE, Terry	C	78	34	67	101	77	9	0	5	7	2	254	16
10	METCALFE, Scott	LW	80	32	38	70	205	6	3	0	4	5	200	10
5	CHARRON, Craig	C	72	24	41	65	42	9	1	3	4	1	209	-5
12	HOLLINGER, Terry	D	73	12	51	63	54	3	2	2	3	2	178	21
36	JACKSON, Dane	RW	78	24	34	58	111	13	0	2	3	0	175	4
23	VARADA, Vaclav	LW	53	23	25	48	81	3	1	3	4	1	180	8
37	BROWN, Curtis	LW	51	22	21	43	30	7	0	3	5	1	137	17
21	NICHOL, Scott	C	68	22	21	43	133	1	4	6	3	0	165	9
3	KLIMENTIEV, Sergei	D	77	14	28	42	114	4	2	2	1	2	213	7
15	WRIGHT, Shayne	D	80	7	30	37	124	4	0	1	0	1	110	20
11	RONAN, Ed	RW	47	13	21	34	62	6	1	2	3	1	126	9
27	FRAWLEY, Dan	RW	77	11	22	33	115	3	0	0	2	0	107	-1
18	MOORE, Barrie	LW	32	14	15	29	14	2	1	3	1	2	110	4
7	MILLAR, Craig	D	64	7	18	25	65	3	0	2	1	0	105	7
40	NDUR, Rumun	D	68	5	11	16	282	0	0	0	0	1	54	-5
44	WALTERS, Greg	LW	55	5	10	15	247	1	0	0	0	0	75	-3
24	PRIMEAU, Wayne	C	24	9	5	14	27	1	0	1	0	0	51	-3
22	HUDDY, Charlie	D	63	6	8	14	36	0	2	2	0	1	92	11
16	MOSER, Jay	RW	22	4	9	13	4	0	0	1	0	0	38	7
38	JOUBERT, Jacques	C	20	5	3	8	10	2	0	1	0	0	29	-9
2	McKEE, Jay	D	7	2	5	7	4	1	0	0	0	0	19	0
55	LAVIGNE, Eric	D	46	1	6	7	89	0	0	0	0	0	34	-1
20	DANIELS, Kimbi	C	6	1	3	4	2	1	0	1	0	0	9	-1
18	DUTIAUME, Mark	LW	6	1	1	2	0	1	0	0	0	0	2	-4
14	LILLEY, John	RW	1	0	2	2	15	0	0	0	0	0	2	1
33	RUSHFORTH, Paul	C	7	0	2	2	4	0	0	0	0	0	7	-1
19	SEITZ, Dave	C	13	0	2	2	4	0	0	0	0	0	10	-2
34	MEZIN, Andrei	G	7	0	1	1	0	0	0	0	0	0	0	0
7	FEASBY, Scott	D	1	0	0	0	2	0	0	0	0	0	0	-2
17	TARDIF, Marc	RW	1	0	0	0	0	0	0	0	0	0	0	0
69	SODERSTROM, Tommy	G	2	0	0	0	0	0	0	0	0	0	0	0
35	PERNO, Len	G	2	0	0	0	0	0	0	0	0	0	0	0
38	WALKER, Steve	LW	3	0	0	0	17	0	0	0	0	0	6	2
33	STEWART, Michael	D	4	0	0	0	0	0	0	0	0	0	3	-1
35	KUNTAR, Les	G	21	0	0	0	10	0	0	0	0	0	0	0
31	SHIELDS, Steve	G	23	0	0	0	10	0	0	0	0	0	2	0
30	DESCHENES, Frederic	G	38	0	0	0	0	0	0	0	0	0	0	0
	BENCH		80				16							
	TOTALS		80	298	500	798	2006	80	17	40	41	20	2702	

1996-97 REGULAR SEASON GOALTENDER STATS

No.	Goaltender	GP	Starts	MINS	GA	EN	SO	SVS	SVS%	AVG.	Record
35	PERNO, Len	2	0	37:31	1	0	0	7	0.875	1.60	0-0-0
31	SHIELDS, Steve	23	23	1331:09	60	3	1	634	0.914	2.70	14-6-2
30	DESCHENES, Frederic	38	32	1898:01	90	3	2	863	0.906	2.85	15-13-3
35	KUNTAR, Les	21	17	1052:10	60	0	0	475	0.888	3.42	6-8(1)-3
69	SODERSTROM, Tommy	2	2	120:00	8	0	0	49	0.86	4.00	2-0-0
34	MEZIN, Andrei	7	6	385:52	31	1	0	166	0.843	4.82	3-3-1
	TEAM TOTALS	80	80	4849:13	250	7	3	2194	0.895	3.18	40-30(1)-9



RECORD BOOK

YEAR-BY-YEAR STATISTICS



1997-98 REGULAR SEASON PLAYER STATS

No.	Player	POS	GP	G	A	PTS	PIM	PPG	SHG	GWG	GFG	UAG	SHT	+/-
5	CHARRON, Craig	C	75	25	53	78	51	8	4	2	3	2	226	11
14	VARADA, Vaclav	LW	45	30	26	56	74	14	2	2	8	4	160	20
10	METCALFE, Scott	LW	75	9	24	33	192	1	0	2	1	0	86	-2
27	FRAWLEY, Dan	RW	75	12	20	32	175	2	0	1	5	2	113	0
25	MENARD, Martin	C	47	18	13	31	30	1	1	2	3	4	107	-4
25	KING, Steven	RW	28	15	15	30	28	8	0	2	4	0	105	2
24	HOLLAND, Jason	D	9	0	4	4	10	0	0	0	0	0	29	5
	TOTALS		59	10	20	30	39	5	0	3	0	0	173	-7
2	HURLBUT, Mike	D	45	10	20	30	48	3	0	0	3	0	145	-2
19	DAVIDSON, Matt	RW	71	15	12	27	12	6	0	3	1	0	103	-18
22	TARDIF, Patrice	C	41	13	13	26	68	2	1	1	0	1	76	8
3	KLIMENTIEV, Sergei	D	57	4	22	26	94	2	0	0	1	0	126	-20
11	HAMEL, Denis	LW	73	10	15	25	98	4	1	2	2	0	123	-1
36	JACKSON, Dane	RW	28	10	13	23	44	4	1	1	3	1	55	1
17	RASMUSSEN, Erik	C	53	9	14	23	83	5	0	1	2	0	120	-11
21	NICHOL, Scott	C	35	13	7	20	113	0	1	3	3	1	84	-10
15	WRIGHT, Shayne	D	70	2	18	20	122	1	0	0	0	0	110	-5
7	MELANSON, Dean	D	73	7	9	16	228	0	0	3	2	3	116	1
16	MURRAY, Tim	D	26	3	13	16	18	1	0	0	0	0	44	6
18	CASSELMAN, Mike	LW	25	8	7	15	14	2	0	0	1	0	57	-2
40	NDUR, Rumun	D	50	1	12	13	207	0	1	0	0	0	27	8
4	GRAND-PIERRE, J.L.	D	75	4	6	10	211	1	0	0	1	0	82	-8
33	WOOD, Derek	C	31	3	7	10	75	0	0	1	0	0	60	1
16	HARDER, Mike	C	8	4	2	6	0	1	0	1	0	2	23	0
	TOTALS		11	6	2	8	2	1	0	2	0	2	29	3
8	McKEE, Jay	D	13	1	7	8	11	0	0	0	0	0	36	6
44	WALTERS, Greg	LW	33	4	3	7	81	0	0	0	0	0	29	-5
28	VANDERMEER, Peter	LW	30	4	2	6	140	0	0	2	1	1	31	1
29	RUCHTY, Matt	LW	6	2	3	5	23	0	0	0	0	0	14	-3
32	NEMETH, Tom	D	11	0	3	3	6	0	0	0	0	0	14	2
20	BEDNAR, Jared	D	19	0	2	2	49	0	0	0	0	0	18	5
12	SEITZ, Dave	C	4	1	0	1	0	0	0	1	0	1	4	2
18	DUTIAUME, Mark	LW	11	1	0	1	4	0	0	0	0	0	4	1
12	BURRIDGE, Randy	LW	6	0	1	1	19	0	0	0	0	1	20	0
1	BIRON, Martin	G	41	0	1	1	10	0	0	0	0	0	0	2
55	LAVIGNE, Eric	D	25	0	1	1	118	0	0	0	0	0	15	0
29	RODINE, Dmitri	D	1	0	1	1	0	0	0	0	0	0	2	-1
8	BIENVENUE, Daniel	LW	10	0	0	0	17	0	0	0	0	0	4	1
24	ZANUTTO, Mike	C	9	0	0	0	0	0	0	0	0	0	12	-5
26	WETHERILL, Darren	D	8	0	0	0	10	0	0	0	0	0	8	-1
28	REMACKEL, Chad	LW	4	0	0	0	0	0	0	0	0	0	0	-1
26	CANTU, Kris	LW	4	0	0	0	0	0	0	0	0	0	5	-1
32	KRALL, Justin	D	1	0	0	0	0	0	0	0	0	0	1	2
29	KENNY, Shane	D	1	0	0	0	0	0	0	0	0	0	1	-1
35	BALES, Mike	G	39	0	0	0	6	0	0	0	0	0	0	1
31	HILLEBRANDT, Jon	G	3	0	0	0	0	0	0	0	0	0	0	0
31	TREFILOV, Andrei	G	3	0	0	0	0	0	0	0	0	0	0	0
31	SHIELDS, Steve	G	1	0	0	0	0	0	0	0	0	0	0	0
31	FITZSIMMONS, Jason	G	1	0	0	0	0	0	0	0	0	0	0	0
	BENCH		80				22							
	TOTALS		80	238	369	607	2,522	67	12	30	44	22	2,396	

1997-98 REGULAR SEASON GOALTENDER STATS

No.	Goaltender	GP	Starts	MINS	GA	EN	SO	SVS	SVS%	AVG.	Record
31	FITZSIMMONS, Jason	1	0	6:24	0	0	0	4	1.000%	0	0-0-0
31	TREFILOV, Andrei	3	3	135:35	6	0	0	73	.913%	2.59	1-0-1
1	BIRON, Martin	41	35	2307:23	113	2	5	1,107	.907%	2.94	14-18-6
31	HILLEBRANDT, Jon	3	2	101:47	5	0	0	39	.886%	2.94	2-0-0
31	SHIELDS, Steve	1	1	59:08	3	1	0	23	.885%	3.05	0-1-0
35	BALES, Mike	39	39	2229:31	127	3	0	1,060	.893%	3.42	13-19-5
	TEAM TOTALS	80	80	4861:24	287	6	5	2,306	.899%	3.21	30-38-12


1998-99 REGULAR SEASON PLAYER STATS

No.	Player	POS	GP	G	A	PTS	PIM	PPG	SHG	GWG	GFG	UAG	SHT	+/-
39	PITTIS, Domenic	C	76	38	66	104	110	12	1	9	5	3	190	24
17	FISHER, Craig	C	70	29	52	81	28	19	0	6	4	1	169	15
16	HARDER, Mike	C	79	31	48	79	39	11	1	4	9	3	169	26
12	SYLVESTER, Dean	RW	76	35	30	65	46	13	0	10	4	1	214	22
2	HURLBUT, Mike	D	72	15	39	54	46	9	1	3	3	1	226	19
19	DAVIDSON, Matt	RW	80	26	15	41	42	1	2	6	5	1	131	27
7	MELANSON, Dean	D	79	7	27	34	192	2	0	0	2	3	171	30
11	HAMEL, Denis	LW	74	16	17	33	121	2	1	2	2	2	138	21
21	NICHOL, Scott	C	53	13	20	33	120	1	0	4	1	3	86	19
14	VAN OENE, Darren	LW	73	11	20	31	143	0	0	0	2	0	105	13
29	HOLLAND, Jason	D	74	4	25	29	36	3	0	0	1	1	107	30
22	SARICH, Cory	D	77	3	26	29	82	3	0	0	0	0	147	30
33	WALBY, Steffon	RW	48	15	13	28	52	7	0	2	3	0	89	-2
15	CUNNEYWORTH, Randy	LW	52	10	18	28	55	1	2	2	4	0	86	19
27	RASMUSSEN, Erik	C	37	12	14	26	47	4	0	1	3	0	92	12
26	BOIKOV, Alexandre	D	13	0	1	1	15	0	0	0	0	0	11	1
	TOTALS		68	5	14	19	131	0	0	0	1	0	99	22
32	WALTERS, Greg	LW	56	6	8	14	200	2	0	0	2	0	37	16
41	METHOT, Francois	C	58	5	8	13	8	2	0	2	0	0	45	4
3	TEZIKOV, Alexei	D	31	3	7	10	41	3	0	0	0	0	32	15
4	GRAND-PIERRE, J.L.	D	56	5	4	9	90	1	0	1	0	2	53	10
5	KENNY, Shane	D	23	2	1	3	25	0	0	0	1	0	18	2
23	MANSOFF, Jason	D	26	0	3	3	14	0	0	0	0	0	18	6
43	BIRON, Martin	G	52	0	3	3	22	0	0	0	0	0	0	0
28	DUPUIS, Marc	D	11	0	2	2	2	0	0	0	0	0	8	4
18	VANDERMEER, Peter	LW	2	1	0	1	16	0	0	0	0	0	1	1
10	KALININ, Dmitri	D	3	0	1	1	14	0	0	0	0	0	4	2
44	NORDSTROM, Carlin	RW	11	0	0	0	29	0	0	0	0	0	1	0
33	WOOD, Derek	C	3	0	0	0	0	0	0	0	0	0	5	0
36	DUTIAUME, Mark	LW	3	0	0	0	0	0	0	0	0	0	1	0
23	HYNNES, Chris	D	1	0	0	0	0	0	0	0	0	0	0	0
25	DRAPER, Tom	G	26	0	0	0	0	0	0	0	0	0	0	0
30	ROLOSON, Dwayne	G	2	0	0	0	0	0	0	0	0	0	0	0
	BENCH		80				26							
	TOTALS		80	287	468	755	1663	96	8	52	51	21	2342	

1998-99 REGULAR SEASON GOALTENDER STATS

No.	Goaltender	GP	Starts	MINS	GA	EN	SO	SVS	SVS%	AVG.	Record
43	BIRON, Martin	52	52	3129:42	108	1	6	1,424	.930%	2.07	36-13-3
30	ROLOSON, Dwayne	2	2	120:00	4	0	0	47	.922%	2.00	2-0-0
25	DRAPER, Tom	26	26	1567:52	60	3	0	728	.924%	2.30	14-9-3
	TEAM TOTALS	80	80	4833:58	172	4	6	2199	.926%	2.19	52-22-6



RECORD BOOK

YEAR-BY-YEAR STATISTICS



1999-2000 REGULAR SEASON PLAYER STATS

No.	Player	POS	GP	G	A	PTS	PIM	PPG	SHG	GWG	GFG	UAG	SHT	+/-
39	PITTIS, Domenic	C	53	17	48	65	85	10	0	4	3	0	159	9
11	HAMEL, Denis	LW	76	34	24	58	122	9	2	6	2	4	222	8
27	CIPOLLA, Jason	C	73	23	34	57	77	6	2	3	4	0	175	-5
12	TAYLOR, Chris	C	49	21	28	49	21	13	1	3	6	2	133	11
16	ADDUONO, Jeremy	C	51	23	22	45	20	9	0	8	3	0	99	18
2	HURLBUT, Mike	D	74	10	29	39	83	8	0	1	3	0	213	6
14	VanOENE, Darren	LW	80	20	18	38	153	4	0	3	1	0	120	18
40	METHOT, Francois	C	80	14	18	32	20	3	0	5	3	1	125	-13
19	DAVIDSON, Matt	RW	80	12	20	32	30	1	2	3	1	2	148	4
44	CAMPBELL, Brian	D	67	2	24	26	22	1	0	0	1	0	13	-4
15	CUNNEYWORTH, Randy	LW	52	8	16	24	81	1	1	2	1	3	91	0
33	HOUDA, Doug	D	79	7	17	24	175	1	1	0	0	0	111	14
17	FISHER, Craig	C	17	15	8	23	8	7	0	0	5	2	58	6
10	KALININ, Dmitri	D	75	2	19	21	52	0	0	1	0	0	106	15
21	NICHOL, Scott	C	37	7	11	18	141	0	0	0	1	0	63	2
23	AFINOGENOV, Maxim	RW	15	6	12	18	8	0	0	2	2	1	60	5
29	HOLLAND, Jason	D	54	3	15	18	24	0	0	2	1	0	86	11
24	DUMONT, J.P.	RW	13	7	10	17	18	3	0	1	1	1	66	5
36	JACKSON, Dane	RW	21	6	9	15	8	3	0	0	2	0	37	0
34	GRAND-PIERRE, Jean-Luc	D	62	5	8	13	124	0	0	1	2	2	84	5
20	MURPHY, Joe	RW	32	0	6	6	8	0	0	0	0	0	28	0
22	SARICH, Cory	D	15	0	6	6	44	0	0	0	0	0	24	7
26	BOULTON, Eric	LW	76	2	2	4	276	0	0	0	0	0	45	-3
35	NORONEN, Mika	G	54	0	3	3	4	0	0	0	0	0	0	0
3	TRAYNOR, Paul	D	41	0	2	2	34	0	0	0	0	0	26	-10
7	MOUGENEL, Ryan	C	20	1	0	1	2	0	0	0	0	0	14	-1
25	PALMER, Chris	C	3	1	0	1	4	1	0	0	0	0	4	0
25	ALDOUS, Chris	D	4	1	0	1	0	0	0	1	0	0	4	1
28	DUPUIS, Marc	D	5	0	1	1	12	0	0	0	0	0	3	2
31	DAUBENSPECK, Kirk	G	21	0	1	1	2	0	0	0	0	0	0	0
28	PERRAULT, Kelly	D	5	0	0	0	2	0	0	0	0	0	3	2
5	RICCI, Scott	D	4	0	0	0	0	0	0	0	0	0	1	-2
28	BUCKLEY, Tom	C	3	0	0	0	0	0	0	0	0	0	0	0
5	NICHOLISHEN, Mike	D	3	0	0	0	4	0	0	0	0	0	0	0
18	GRENVILLE, Chris	RW	3	0	0	0	2	0	0	0	0	0	0	0
41	THOMAS, Kahlil	C	2	0	0	0	0	0	0	0	0	0	4	-1
32	PAYETTE, Andre	LW	2	0	0	0	0	0	0	0	0	0	0	-1
25	CALDER, Adam	C	2	0	0	0	2	0	0	0	0	0	0	0
24	KIRTON, Scott	RW	2	0	0	0	0	0	0	0	0	0	0	0
28	WHITECOTTON, Dustin	C	1	0	0	0	0	0	0	0	0	0	0	0
20	DUTIAUME, Mark	LW	1	0	0	0	0	0	0	0	0	0	0	0
18	DEL MONTE, Dion	C	1	0	0	0	0	0	0	0	0	0	1	0
32	LUCIUK, Andrew	LW	1	0	0	0	0	0	0	0	0	0	0	0
43	BIRON, Martin	G	6	0	0	0	8	0	0	0	0	0	0	0
1	LORENZ, Danny	G	4	0	0	0	0	0	0	0	0	0	0	0
	BENCH		80				30							
	TOTALS		80	247	411	658	1710	80	9	46	43	18	2426	

1999-2000 REGULAR SEASON GOALTENDER STATS

No.	Goaltender	GP	Starts	MINS	GA	EN	SO	SVS	SVS%	AVG.	Record
43	BIRON, Martin	6	6	343:53	12	0	1	146	.924%	2.09	6-0-0
35	NORONEN, Mika	54	52	3089:10	112	5	6	1296	.920%	2.18	33-12(1)-4
31	DAUBENSPECK, Kirk	22	19	1235:06	53	4	1	553	.913%	2.58	7-8(2)-4
1	LORENZ, Danny	4	3	167:53	15	0	0	82	.845%	5.36	0-2-1
	TEAM TOTALS	86	80	4736:33	192	9	8	2040	.910%	2.55	46-22(3)-9



RECORD BOOK

YEAR-BY-YEAR STATISTICS



2000-01 REGULAR SEASON PLAYER STATS

No.	Player	POS	GP	G	A	PTS	+/-	PIM	PP	SH	GW	GT	FG	OT	UG	Shots	PCT
40	Methot, Francois	C	79	22	33	55	17	35	7	1	4	0	3	0	1	161	13.7
16	Adduono, Jeremy	LW	76	24	30	54	0	53	5	2	3	0	5	1	1	177	13.6
5	Charron, Craig	C	73	18	32	50	-6	53	10	1	2	0	1	0	2	156	11.5
19	Milley, Norm	RW	77	20	27	47	6	56	5	2	4	0	7	0	4	194	10.3
12	Taylor, Chris	C	45	20	24	44	0	25	10	3	6	0	1	0	0	119	16.8
27	Cipolla, Jason	C	72	12	25	37	11	61	4	0	3	0	4	0	0	113	10.6
7	Murphy, Joe	RW	74	20	15	35	10	43	2	1	4	0	1	0	0	121	16.5
44	Campbell, Brian	D	65	7	25	32	6	24	3	2	1	0	1	0	0	152	4.6
2	Hurlbut, Mike	D	53	6	26	32	4	36	4	0	1	0	1	0	0	153	3.9
36	Jackson, Dane	RW	69	16	12	28	-8	104	8	1	2	0	1	0	0	108	14.8
28	Hancock, Quinn	C	57	9	19	28	21	29	0	1	5	0	2	0	0	103	8.7
33	Houda, Doug	D	43	6	20	26	11	106	3	0	2	0	0	0	0	76	7.9
25	Nelson, Todd	D	74	6	20	26	9	32	3	0	1	0	3	1	0	110	5.5
29	Holland, Jason	D	63	4	19	23	4	45	0	0	1	0	1	0	2	132	3.0
14	VanOene, Darren	LW	64	10	12	22	13	147	2	0	2	0	3	0	0	87	11.5
17	Mader, Mike	RW	60	7	7	14	3	103	0	0	1	0	1	0	0	85	8.2
34	Lakovic, Sasha	RW	51	3	9	12	4	161	0	0	0	0	1	0	1	66	4.5
8	Traynor, Paul	D	67	1	8	9	25	36	0	0	0	0	0	0	0	81	1.2
24	Kristek, Jaroslav	RW	35	5	3	8	-2	20	0	0	2	0	1	0	0	52	9.6
22	Bolibruck, Kevin	D	76	2	5	7	-3	52	1	0	1	0	0	0	0	69	2.9
23	Brunel, Craig	RW	37	3	2	5	1	96	0	0	0	0	2	0	0	17	17.6
3	Brindley, Ryan	D	22	2	3	5	5	26	1	0	0	0	0	0	0	34	5.9
32	Peters, Andrew	LW	49	0	4	4	-2	118	0	0	0	0	0	0	0	13	0.0
11	Bartovic, Milan	RW	2	1	1	2	0	0	1	0	1	0	0	0	0	3	33.3
35	Noronen, Mika	G	47	0	2	2	0	28	0	0	0	0	0	0	0	1	0.0
4	Busenburg, Marc	D	12	0	1	1	2	2	0	0	0	0	0	0	0	12	0.0
31	Askey, Tom	G	29	0	1	1	0	4	0	0	0	0	0	0	0	0	0.0
20	Irving, Joel	RW	1	0	0	0	0	10	0	0	0	0	0	0	0	0	0.0
37	Daubenspeck, Kirk	G	1	0	0	0	0	0	0	0	0	0	0	0	0	0	0.0
1	Skudra, Peter	G	2	0	0	0	0	0	0	0	0	0	0	0	0	0	0.0
18	Kudelka, David	D	3	0	0	0	-2	10	0	0	0	0	0	0	0	1	0.0
43	Biron, Martin	G	4	0	0	0	0	2	0	0	0	0	0	0	0	0	0.0
	BENCH		80			44											
	TOTALS		80	224	385	609		1561	69	14	46	0	39	2	11	2396	9.3
	OPPONENT TOTALS		80	192	299	491		1709	67	9	25	9	41	3	20	2072	9.3

2000-01 REGULAR SEASON GOALTENDER STATS

No.	Goaltender	GP	MIN	AVG	W	L	T	EN	SO	GA	Saves	SPCT
43	Biron, Martin	4	238:54	1.00	3	1	0	0	1	4	84	0.955
35	Noronen, Mika	47	2752:33	2.18	26	15	5	3	4	100	1043	0.913
1	Skudra, Peter	2	120:00	2.50	2	0	0	0	0	5	53	0.914
31	Askey, Tom	29	1670:39	2.55	15	8	4	3	1	71	680	0.905
37	Daubenspeck, Kirk	1	60:00	6.00	0	1	0	0	0	6	20	0.769
	TEAM TOTALS	80	4855:02	2.37	46	25	9	6	6	192	1880	0.907

2001-02 REGULAR SEASON PLAYER STATS

No.	Player	POS	GP	G	A	PTS	+/-	PIM	PP	SH	GW	GT	FG	OT	UG	Shots	PCT
12	Taylor, Chris	C	77	21	45	66	-1	66	7	1	2	0	4	0	3	205	10.2
26	Matte, Christian	RW	72	22	29	51	5	48	5	1	4	0	7	1	1	190	11.6
24	Kotalik, Ales	RW	68	18	25	43	-2	55	5	0	1	3	2	0	1	187	9.6
19	Milley, Norm	RW	74	20	18	38	11	20	5	1	2	1	6	0	1	195	10.3
44	Campbell, Brian	D	45	2	35	37	9	13	1	0	0	0	0	0	0	115	1.7
16	Adduono, Jeremy	LW	79	15	20	35	10	38	0	3	3	0	2	1	2	157	9.6
40	Methot, Francois	C	59	17	17	34	9	28	4	0	2	1	2	1	1	111	15.3
33	Houda, Doug	D	64	6	22	28	9	170	3	1	1	0	0	0	1	111	5.4
10	Bartovic, Milan	LW	73	15	11	26	10	56	0	3	3	0	2	1	2	168	8.9
5	Charron, Craig	C	43	12	12	24	5	24	3	2	2	1	4	1	1	93	12.9
3	Janik, Doug	D	80	6	17	23	10	100	1	0	2	0	1	0	1	97	6.2
21	Tallinder, Henrik	D	73	6	14	20	11	26	1	0	2	1	0	2	1	93	6.5
17	Larocque, Mario	D	75	8	7	15	5	219	1	0	1	0	2	0	0	59	13.6
14	VanOene, Darren	LW	51	8	6	14	-5	73	2	0	1	0	2	0	1	62	12.9
4	Fitzpatrick, Rory	D	60	4	8	12	12	83	1	0	1	0	0	0	0	89	4.5
2	Hurlbut, Mike	D	44	3	9	12	-1	44	1	0	1	0	1	0	0	64	4.7
11	Pyatt, Taylor	LW	27	6	4	10	-2	36	0	0	3	0	2	1	1	66	9.1
7	Kristek, Jaroslav	RW	43	3	6	9	0	20	0	0	1	0	0	0	0	63	4.8
25	Colley, Kevin	C	25	3	4	7	3	70	0	0	0	0	1	0	0	32	9.4
	(TOTALS)	C	29	3	5	8	1	97	0	0	0	0	1	0	0	32	9.4
38	Peters, Andrew	LW	67	4	1	5	-2	388	0	0	0	0	1	0	0	27	14.8
32	Peters, Geoff	C	10	1	4	5	-1	18	0	0	0	0	0	0	0	16	6.3
8	Theoret, Luc	D	25	1	4	5	2	17	0	0	0	0	0	0	0	21	4.8
20	Clapton, Marty	RW	12	2	2	4	4	4	0	0	0	0	1	0	0	15	13.3
22	Shmyr, Ryan	LW	34	1	2	3	3	170	0	0	0	0	0	0	0	8	12.5
39	Mosovsky, Karel	RW	5	1	1	2	0	0	0	0	0	0	1	0	0	4	25.0
18	Busenburg, Marc	D	21	0	2	2	-2	4	0	0	0	0	0	0	0	18	0.0
32	Lacroix, Daniel	LW	2	1	0	1	0	18	0	0	0	0	0	0	0	5	20.0
31	Askey, Tom	G	34	0	1	1	0	12	0	0	0	0	0	0	0	0	0.0
35	Noronon, Mika	G	45	0	1	1	0	8	0	0	0	0	0	0	0	0	0.0
22	Wheaton, Chris	LW	1	0	0	0	0	0	0	0	0	0	0	0	0	0	0.0
1	Lehman, Jody	G	1	0	0	0	0	0	0	0	0	0	0	0	0	0	0.0
23	Chiasson, Dominic	LW	1	0	0	0	1	0	0	0	0	0	0	0	0	0	0.0
30	Leslie, Lance	G	1	0	0	0	0	0	0	0	0	0	0	0	0	0	0.0
27	Parillo, Nick	F	2	0	0	0	-1	4	0	0	0	0	0	0	0	1	0.0
20	Stachniak, Pat	D	2	0	0	0	0	0	0	0	0	0	0	0	0	0	0.0
28	MacIver, Doug	D	2	0	0	0	0	0	0	0	0	0	0	0	0	0	0.0
20	Brindley, Ryan	D	2	0	0	0	-2	2	0	0	0	0	0	0	0	5	0.0
20	Calder, Adam	LW	3	0	0	0	0	0	0	0	0	0	0	0	0	2	0.0
32	Williamson, Brad	D	3	0	0	0	0	6	0	0	0	0	0	0	0	2	0.0
25	Schneider, Eric	F	3	0	0	0	-1	0	0	0	0	0	0	0	0	3	0.0
23	Gustavson, Ben	LW	3	0	0	0	-1	0	0	0	0	0	0	0	0	5	0.0
25	Littlejohn, Frank	RW	5	0	0	0	-1	10	0	0	0	0	0	0	0	1	0.0
34	Wilchynski, Chad	D	6	0	0	0	-1	2	0	0	0	0	0	0	0	6	0.0
29	Irving, Joel	RW	17	0	0	0	0	12	0	0	0	0	0	0	0	11	0.0
	BENCH		80					32									
	TOTALS		80	206	327	533		1896	40	12	32	7	41	8	17	2307	8.9
	OPPONENT TOTALS		80	211	347	558		1904	69	12	33	8	39	3	15	2132	9.9

2001-02 REGULAR SEASON GOALTENDER STATS

No.	Goaltender	GP	MIN	AVG	W	L	T	EN	SO	GA	Saves	SPCT
35	Noronon, Mika	45	2763:40	2.50	16	17	12	4	3	115	1102	0.906
31	Askey, Tom	34	2048:10	2.52	16	15	3	1	3	86	786	0.901
30	Leslie, Lance	1	58:49	3.06	0	1	0	0	0	3	25	0.893
1	Lehman, Jody	1	20:00	6.00	0	0	0	0	0	2	8	0.800
	TEAM TOTALS	80	4909:10	2.58	32	33	15	5	6	211	1921	0.901
	OPPONENT TOTALS	80	4909:10	2.52	33	32	15	13	3	206	2101	0.911


2002-03 REGULAR SEASON PLAYER STATS

No.	Player	POS	GP	G	A	PTS	+/-	PIM	PP	SH	GW	GT	FG	OT	UG	Shots	PCT
12	Taylor, Chris	C	61	12	55	67	-5	44	5	1	1	0	4	0	1	195	6.2
18	Botterill, Jason	LW	64	37	22	59	0	105	13	2	2	4	9	0	2	208	17.8
40	Methot, Francois	C	58	19	34	53	-5	22	7	0	2	1	3	1	2	128	14.8
14	Gaustad, Paul	C	80	14	39	53	2	137	4	3	1	0	1	0	1	151	9.3
19	Milley, Norm	RW	67	16	32	48	7	39	7	0	2	1	5	0	0	185	8.6
11	Hamel, Denis	LW	48	27	20	47	15	64	7	4	3	0	2	0	2	191	14.1
15	Pominville, Jason	RW	73	13	21	34	5	16	3	0	2	0	3	0	0	138	9.4
29	Kristek, Jaroslav	RW	47	15	17	32	3	24	5	0	2	2	3	0	0	98	15.3
22	Ratchuk, Peter	D	70	11	21	32	0	64	3	0	1	1	4	0	1	188	5.9
10	Bartovic, Milan	LW	74	18	10	28	-6	84	2	0	5	0	0	2	1	161	11.2
33	Houda, Doug	D	77	3	22	25	17	191	1	0	1	0	1	1	0	98	3.1
2	Hecl, Radoslav	D	58	6	14	20	7	41	2	0	1	0	0	1	0	98	6.1
4	Fitzpatrick, Rory	D	41	5	11	16	-2	65	2	0	1	1	1	0	0	92	5.4
3	Janik, Doug	D	75	3	13	16	-11	120	1	0	1	0	0	0	0	73	4.1
20	Bolibruck, Kevin	D	43	3	11	14	3	31	0	0	2	0	1	0	0	56	5.4
	(TOTALS)	D	63	3	11	14	7	53	0	0	2	0	1	0	0	77	3.9
27	Nelson, Riley	RW	28	4	7	11	1	4	1	1	2	0	0	0	0	48	8.3
25	Novotny, Jiri	C	43	2	9	11	-12	14	0	0	0	0	0	0	0	38	5.3
17	Mosovsky, Karel	RW	62	5	4	9	-14	75	1	0	1	0	2	0	0	61	8.2
34	O'Connell, Tim	D	24	1	3	4	1	17	0	0	0	0	0	0	0	38	2.6
38	Peters, Andrew	LW	57	3	0	3	-16	223	0	0	0	0	1	0	0	26	11.5
32	Jelenic, Lee	LW	17	1	2	3	2	11	0	0	1	0	0	0	0	14	7.1
16	Ritson, Joe	RW	17	1	1	2	-8	29	0	0	0	0	0	0	0	13	7.7
24	Kotalik, Ales	RW	8	0	2	2	-5	4	0	0	0	0	0	0	0	26	0.0
7	Jorde, Ryan	D	70	0	2	2	-16	136	0	0	0	0	0	0	0	28	0.0
28	Bilotto, Nic	D	10	0	0	0	-1	10	0	0	0	0	0	0	0	12	0.0
	(TOTALS)	D	16	1	0	1	-4	14	1	0	0	0	0	0	0	23	4.3
28	Schmidt, Doug	D	3	0	1	1	4	2	0	0	0	0	0	0	0	5	0.0
	(TOTALS)	D	4	0	1	1	3	4	0	0	0	0	0	0	0	5	0.0
34	Robinson, Jody	D	9	0	1	1	4	8	0	0	0	0	0	0	0	3	0.0
23	McMorrow, Sean	RW	64	0	1	1	-3	315	0	0	0	0	0	0	0	11	0.0
8	Kalinin, Dmitri	D	1	0	0	0	0	0	0	0	0	0	0	0	0	3	0.0
44	Henley, Brent	D	1	0	0	0	-1	0	0	0	0	0	0	0	0	0	0.0
	(TOTALS)	D	4	0	0	0	-1	11	0	0	0	0	0	0	0	0	0.0
31	Askey, Tom	G	16	0	0	0	0	10	0	0	0	0	0	0	0	0	0.0
35	Noronen, Mika	G	19	0	0	0	0	6	0	0	0	0	0	0	0	0	0.0
30	Miller, Ryan	G	47	0	0	0	0	6	0	0	0	0	0	0	0	0	0.0
	BENCH		80					50									
	TOTALS		80	219	375	594		1967	64	11	31	10	40	5	10	2386	9.2
	OPPONENT TOTALS		80	221	363	584		1929	60	21	35	4	40	5	17	2401	9.2

2002-03 REGULAR SEASON GOALTENDER STATS

No.	Goaltender	GP	MIN	AVG	W	L	T	EN	SO	GA	Saves	SPCT
30	Miller, Ryan	47	2816:40	2.34	23	18	5	5	2	110	1266	0.920
35	Noronen, Mika	19	1168:39	2.82	5	9	5	0	2	55	513	0.903
31	Askey, Tom	16	895:28	3.28	3	8	4	2	0	49	401	0.891
	TEAM TOTALS	80	4895:59	2.71	31	35	14	7	4	221	2180	0.908



RECORD BOOK

YEAR-BY-YEAR STATISTICS



2003-04 REGULAR SEASON PLAYER STATS

No.	Player	POS	GP	G	A	PTS	+/-	PIM	PPG	SHG	GWG	FG	SHOTS	SPCT
39	Pittis, Domenic	C	75	20	57	77	+10	137	8	2	3	3	219	.091
15	Pominville, Jason	RW	66	34	30	64	-1	30	22	0	4	8	227	.150
42	Cullen, David	D	75	12	35	47	-15	26	9	0	1	1	176	.068
19	Milley, Norm	RW	77	18	19	37	+2	60	2	0	3	2	175	.103
18	Botterill, Jason	LW	46	16	17	33	-1	68	5	1	2	4	138	.116
14	Gaustad, Paul	C	78	9	22	31	-9	169	6	1	3	4	175	.051
10	Bartovic, Milan	LW	52	18	11	29	+1	52	4	1	5	5	139	.129
43	Dawe, Jason	RW	41	9	20	29	-9	23	4	0	3	1	78	.115
12	Taylor, Chris	C	24	9	18	27	0	20	4	1	2	0	63	.143
21	Roy, Derek	C	26	10	16	26	+6	20	2	0	1	3	67	.149
16	Thorburn, Chris	RW	58	6	16	22	0	77	2	0	2	1	124	.048
20	Lingren, Steve	D	69	4	13	17	+7	127	2	0	1	1	101	.040
3	Janik, Doug	D	74	2	14	16	-6	109	0	0	0	0	105	.019
25	Novotny, Jiri	C	48	1	14	15	-14	16	0	0	0	0	50	.020
5	Mrozik, Rick	D	72	4	10	14	+6	47	1	0	1	1	126	.032
27	Ryan, Michael	LW	45	3	9	12	-4	31	0	0	0	1	79	.038
11	Peters, Geoff	C	46	7	4	11	+1	109	0	0	2	2	78	.090
22	Chapman, Brian	D	75	5	5	10	+9	71	0	0	0	1	65	.077
29	Paetsch, Nathan	D	54	5	5	10	+2	49	0	1	2	1	71	.070
2	Ricci, Scott	D	75	3	7	10	+4	26	0	0	1	0	68	.044
17	Mosovsky, Karel	RW	46	5	1	6	-5	52	0	1	1	0	40	.125
24	Gardiner, Pete	RW	18	3	2	5	+1	19	0	0	0	0	10	.300
28	Hutchins, Jeff	LW	22	1	4	5	-1	72	0	0	0	0	26	.038
	(TOTALS)	LW	24	1	4	5	-2	74	0	0	0	0	28	.036
24	Smith, Don	C	11	2	2	4	+1	21	0	1	0	0	20	.100
4	Delmore, Andy	D	8	0	2	2	-3	2	0	0	0	0	18	.000
26	Paolini, Sam	LW	4	1	0	1	0	2	0	0	0	0	2	.500
30	Miller, Ryan	G	60	0	1	1	0	2	0	0	0	0	0	.000
7	Jorde, Ryan	D	18	0	1	1	-2	30	0	0	0	0	4	.000
23	McMorrow, Sean	RW	57	0	0	0	-6	287	0	0	0	0	14	.000
35	Askey, Tom	G	21	0	0	0	0	0	0	0	0	0	0	.000
31	Gardner, Greg	G	0	0	0	0	0	0	0	0	0	0	0	.000
	TOTALS		80	207	355	562	-	1776	71	9	37	39	2458	.084

2003-04 REGULAR SEASON GOALTENDER STATS

No.	Goaltender	GP	MIN	W	L	T	SO	GA	GAA	SAVES	SPCT
30	Miller, Ryan	60	3579:11	27	25	7	5	132	2.21	1628	.925
35	Askey, Tom	21	1272:46	10	8	3	1	48	2.26	545	.919
31	Gardner, Greg	0	0:00	0	0	0	0	0	0.00	0	.000
	TOTALS	80	-	37	33	10	6	188	2.35	2173	.920



2004-05 REGULAR SEASON PLAYER STATS

No.	Player	POS	GP	G	A	PTS	+/-	PIM	PPG	SHG	GWG	FG	OTG	UAG	ENG	SHOG	SHOA	SHO%	SHOTS	SPCT
12	Taylor, Chris	C	79	21	58	79	+2	50	10	2	2	5	0	2	0	0	3	.000	186	.113
26	Vanek, Thomas	LW	74	42	26	68	-3	62	25	0	6	6	1	2	0	5	10	.500	271	.155
15	Pominville, Jason	RW	78	30	38	68	+1	43	11	0	7	5	1	1	2	5	13	.385	266	.113
21	Roy, Derek	C	67	16	45	61	-4	60	7	0	6	4	1	1	0	4	11	.364	151	.106
14	Gaustad, Paul	C	76	18	25	43	+2	192	7	0	5	5	0	4	0	1	2	.500	141	.128
19	Milley, Norm	RW	72	12	21	33	+1	46	1	0	2	2	0	0	0	2	5	.400	140	.086
40	Paille, Daniel	LW	79	14	15	29	+4	54	0	3	3	2	0	2	1	0	0	.000	111	.126
34	Jillson, Jeff	D	78	12	17	29	+6	46	8	0	4	6	0	1	0	0	0	.000	160	.075
16	Thorburn, Chris	RW	73	12	17	29	+10	185	0	0	1	0	0	0	2	0	0	.000	116	.103
10	Bartovic, Milan	LW	69	10	18	28	+8	83	1	1	4	2	0	2	0	1	6	.167	190	.053
25	Novotny, Jiri	C	61	5	20	25	+8	36	1	0	1	1	0	0	1	0	4	.000	62	.081
4	Paetsch, Nathan	D	80	4	19	23	+15	150	1	0	0	3	0	0	0	0	1	.000	96	.042
17	Ryan, Michael	LW	59	11	11	22	+4	20	2	0	0	1	0	0	1	0	1	.000	129	.085
42	Cullen, David	D	43	2	19	21	-11	25	1	0	2	0	1	0	0	0	0	.000	70	.029
27	Smith, Brandon	D	67	4	14	18	-1	32	1	0	0	0	0	1	0	0	0	.000	124	.032
11	Peters, Geoff	C	57	9	8	17	+4	125	0	1	1	4	0	0	0	0	0	.000	95	.095
3	Janik, Doug	D	76	2	10	12	+18	196	0	0	0	0	0	0	0	0	0	.000	101	.020
18	Botterill, Jason	LW	8	6	2	8	-4	9	4	0	1	1	0	0	0	0	0	.000	24	.250
23	McMorrow, Sean	RW	59	3	3	6	0	288	0	0	0	2	0	1	0	0	0	.000	24	.136
20	Lingren, Steve	D	52	1	4	5	+5	74	0	0	0	1	0	0	0	0	0	.000	47	.021
5	Jorde, Ryan	D	36	1	3	4	-2	52	0	0	0	0	0	1	0	0	0	.000	17	.059
24	Paolini, Sam	LW	5	0	0	0	-2	4	0	0	0	0	0	0	0	0	0	.000	6	.000
	(TOTALS)		11	0	3	3	-6	4	0	0	0	0	0	0	0	0	0	.000	10	.000
8	Fitzpatrick, Rory	D	20	1	1	2	-8	18	0	1	0	0	0	0	0	0	0	.000	24	.042
5	Dufresne, Sylvain	D	29	0	2	2	+6	15	0	0	0	0	0	0	0	0	0	.000	26	.000
32	Iggulden, Mike	C	6	1	0	1	-1	7	0	0	0	0	0	0	0	0	0	.000	6	.167
28	Hutchins, Jeff	LW	3	1	0	1	-1	0	0	0	1	0	0	0	0	0	0	.000	2	.500
35	Askey, Tom	G	20	0	1	1	0	4	0	0	0	0	0	0	0	0	0	.000	0	.000
22	Rohloff, Todd	D	12	0	1	1	-7	4	0	0	0	0	0	0	0	0	0	.000	19	.000
30	Miller, Ryan	G	63	0	0	0	0	12	0	0	0	0	0	0	0	0	0	.000	0	.000
29	Kinnie, Mike	RW	6	0	0	0	0	0	0	0	0	0	0	0	0	0	1	.000	10	.000
28	Bennett, Ryan	LW	6	0	0	0	0	7	0	0	0	0	0	0	0	0	0	.000	7	.000
29	Hildenbrand, Steve	C	3	0	0	0	0	2	0	0	0	0	0	0	0	0	0	.000	2	.000
24	Sheppard, Scott	RW	2	0	0	0	-1	0	0	0	0	0	0	0	0	0	0	.000	0	.000
22	Trovato, Peter	LW	1	0	0	0	-1	0	0	0	0	0	0	0	0	0	0	.000	0	.000
41	Ehgoetz, Barret	C	1	0	0	0	0	0	0	0	0	0	0	0	0	0	0	.000	0	.000
	TOTALS		80	243	398	641	-	1,923	80	8	51	50	9	23	7	18	57	.316	2,626	.093

2004-05 REGULAR SEASON GOALTENDER STATS

No.	Goaltender	GP	MIN	W	L	SOL	SO	GA	GAA	SHOW	SHO	SHOGA	SHOAA	SAVES	SPCT
30	Miller, Ryan	63	3740:57	41	17	4	8	153	2.45	5	9	15	49	1814	.922
35	Askey, Tom	20	1118:15	10	6	2	1	46	2.47	0	2	5	8	513	.918
	TOTALS	80	-	51	23	6	9	208	2.60	5	11	20	57	2,327	.918



RECORD BOOK

YEAR-BY-YEAR STATISTICS



2005-06 REGULAR SEASON PLAYER STATS

No.	Player	POS	GP	G	A	PTS	+/-	PIM	PPG	SHG	GW	OTG	SOG	SPCT
25	Jiri Novotny	C	66	17	37	54	+2	40	10	0	2	0	137	12.4
41	Clarke MacArthur*	LW	69	21	32	53	-1	71	8	1	4	0	128	16.4
16	Chris Thorburn	RW	77	23	27	50	-1	134	11	0	2	1	207	11.1
4	Nahan Paetsch	D	72	11	39	50	+3	90	7	0	1	0	202	5.4
26	Mark Mancari*	RW	71	18	24	42	-1	80	6	0	2	0	169	10.6
17	Michael Ryan	LW	56	14	23	37	-6	75	5	2	0	0	182	7.7
12	Chris Taylor	C	32	11	26	37	-3	34	5	0	1	0	89	12.4
42	David Cullen	D	68	5	28	33	+4	72	4	0	1	0	134	3.7
28	Kamil Krepis	C	61	13	19	32	-13	20	1	0	2	0	114	11.4
2	Jeff Jillson	D	73	10	20	30	-2	94	7	0	3	0	141	7.1
10	Stefan Meyer*	C/LW	68	12	16	28	+2	139	2	2	3	0	73	16.4
20	Daniel Paille	LW	45	14	13	27	+7	29	4	3	1	0	91	15.4
19	Matt Hendricks*	C	56	13	14	27	+6	84	2	1	4	0	110	11.8
15	Jason Pominville	RW	18	19	7	26	+2	11	9	1	1	0	78	24.4
3	Doug Janik	D	71	5	19	24	+8	161	2	1	0	0	120	4.2
21	Derek Roy	C	8	7	13	20	-4	10	7	0	1	0	33	21.2
7	Drew Larman*	C	44	7	8	15	+4	24	1	1	0	0	49	14.3
18	Rob Globke	RW	52	6	9	15	-13	52	1	0	1	0	83	7.2
27	Brandon Smith	D	39	4	10	14	-1	39	0	0	0	0	65	6.2
32	Scott Sheppard	RW	21	5	7	12	-1	10	3	0	0	0	35	14.3
22	Greg Jacina	RW	35	7	4	11	+1	152	0	1	0	0	87	8.0
5	Sylvain Dufresne	D	61	2	7	9	-6	78	0	0	0	0	48	4.2
33	Dan Focht	D	54	2	5	7	-12	146	0	0	0	0	44	4.5
11	Gregory Campbell	LW	11	3	3	6	+1	30	0	1	0	0	23	13.0
24	Anthony Stewart*	RW	4	2	3	5	0	0	0	0	1	0	12	16.7
11	Sam Paolini	RW	14	1	2	3	0	27	0	0	1	0	21	4.8
8	Martin Lojek*	D	15	1	1	2	-3	16	0	1	0	0	7	14.3
14	Dustin Johner	C	21	1	1	2	-4	10	0	0	0	0	22	4.5
	Rochester		16	1	1	2	-2	8	0	0	0	0	18	5.6
	Omaha		5	0	0	0	-2	2	0	0	0	0	4	0.0
23	Sean McMorrow	RW	40	1	1	2	-5	130	1	0	0	0	9	11.1
38	Martin Tuma*	D	12	0	2	2	-3	38	0	0	0	0	17	0.0
34	Dominic Noel*	C	5	0	1	1	0	4	0	0	0	0	12	0.0
14	Ken Magowan	LW	6	0	1	1	+1	0	0	0	0	0	5	0.0
	Philadelphia		4	0	0	0	+1	0	0	0	0	0	5	0.0
	Rochester		2	0	1	1	0	0	0	0	0	0	1	0.0
49	Michael Leighton	G	40	0	1	1	0	23	0	0	0	0	0	0.0
8	Chris Mann*	D	1	0	0	0	0	4	0	0	0	0	0	0.0
29	Phil Osaer	G	1	0	0	0	0	0	0	0	0	0	0	0.0
34	Grant McNeill	D	2	0	0	0	0	0	0	0	0	0	0	0.0
30	Ryan Miller	G	2	0	0	0	0	0	0	0	0	0	0	0.0
29	Mika Noronen	G	2	0	0	0	0	0	0	0	0	0	0	0.0
34	Alexei Semenov	D	3	0	0	0	-2	7	0	0	0	0	3	0.0
34	Victor Uchevatov	D	4	0	0	0	-1	10	0	0	0	0	1	0.0
38	Jeremy Swanson	D	11	0	0	0	+3	23	0	0	0	0	8	0.0
35	Jean-Marc Pelletier	G	39	0	0	0	0	4	0	0	0	0	0	0.0
	BENCH		80				22							
	Totals:		80	261	423	684	--	1,988	95	15	37	1	2,551	--
	Opponents Totals:		80	270	458	728	--	1,826	106	14	41	2	2,377	--

2005-06 REGULAR SEASON GOALTENDER STATS

No.	Goaltender	GP	MIN	GA	EN	SO	GAA	W	L	SOL	SV	SV%
30	Ryan Miller	2	120	5	1	0	2.50	1	1	0	40	.889
29	Mika Noronen	2	121	6	0	0	2.99	0	2	0	53	.898
29	Phil Osaer	1	60	3	0	0	3.02	0	1	0	33	.917
49	Michael Leighton	40	2,316	124	4	2	3.21	15	22	1	978	.887
35	Jean-Marc Pelletier	39	2,198	120	5	0	3.28	21	15	1	1,003	.893
	Totals:	80	4,848	270	10	2	3.34	37	43	2	2,107	.886
	Opponents Totals:	80	4,848	261	6	6	3.23	43	37	6	2,295	.900

2006-07 REGULAR SEASON PLAYER STATS

No.	Player	POS	GP	G	A	PTS	+/-	PIM	PP	PPA	SH	SHA	GW	FG	IG	OT	UA	EN	SOG	SOA	SO%	SHOTS	SH%
41	Clarke MacArthur	LW	51	21	42	63	8	57	10	1	3	1	3	0	0	1	2	4	0.500	1.24	1.12	118	0.178
33	Janis Sprukts	C	58	18	41	59	8	60	9	0	4	2	3	1	2	0	0	2	0.000	1.02	1.03	97	0.186
26	Mark Mancari	RW	64	23	34	57	1	49	6	0	6	3	2	1	3	1	1	1	1.000	0.89	0.77	163	0.141
17	Michael Ryan	LW	50	28	23	51	15	68	12	1	6	4	2	1	2	0	2	5	0.400	1.02	1.36	159	0.176
27	Brandon Smith	D	71	9	36	45	9	54	3	0	1	1	0	1	0	0	0	0	---	0.63	0.76	128	0.070
14	Drew Stafford	RW	34	22	22	44	16	30	6	1	3	3	2	0	3	0	3	4	0.750	1.29	0.88	128	0.172
23	Marek Zagrapan	C	71	17	21	38	-1	39	10	0	2	6	1	0	0	0	0	0	---	0.54	0.55	107	0.159
22	Greg Jacina	RW	61	15	20	35	-3	96	1	2	1	1	3	0	0	0	1	3	0.333	0.57	1.57	146	0.103
28	Kamil Krepis	C	50	14	21	35	4	16	5	0	2	1	0	1	0	1	0	3	0.000	0.7	0.32	110	0.127
7	Drew Larmann	C	54	17	11	28	0	35	5	2	4	3	1	0	2	0	1	1	1.000	0.52	0.65	149	0.114
19	Dylan Hunter	LW	67	8	20	28	-1	42	0	2	1	0	0	0	0	0	0	1	0.000	0.42	0.63	89	0.090
24	Anthony Stewart	RW	62	13	14	27	-8	64	3	0	1	3	2	0	0	1	0	1	0.000	0.44	1.03	137	0.095
45	Noah Welch	D	38	7	20	27	12	45	4	0	2	1	0	0	0	0	0	0	---	0.71	1.18	85	0.082
	WBS		27	5	16	21	8	24	3	0	2	1	0	0	0	0	0	0	---	0.78	0.89	59	0.078
	ROC		11	2	4	6	4	21	1	0	0	0	0	0	0	0	0	0	---	0.55	1.91	26	0.071
5	Timo Helbling	D	69	1	24	25	8	156	1	0	0	0	1	0	0	0	0	1	0.000	0.36	2.26	77	0.013
	HER		49	1	16	17	12	106	1	0	0	0	1	0	0	0	0	1	0.000	0.35	2.16	57	0.017
	ROC		20	0	8	8	-4	50	0	0	0	0	0	0	0	0	0	0	---	0.4	2.5	20	0.000
10	Stefan Meyer	LW	63	13	9	22	-9	90	4	0	2	2	2	0	0	1	0	0	---	0.35	1.43	103	0.126
20	Daniel Paille	LW	29	7	14	21	12	12	1	1	4	1	1	0	0	1	0	0	---	0.72	0.41	57	0.123
32	Mikko Lehtonen	D	56	5	16	21	1	38	3	0	1	3	0	0	0	0	2	4	0.500	0.38	0.68	118	0.042
	MIL		35	4	8	12	-1	28	3	0	1	2	0	0	0	0	2	4	0.500	0.34	0.8	77	0.049
	ROC		21	1	8	9	2	10	0	0	0	1	0	0	0	0	0	0	---	0.43	0.48	41	0.024
8	Martin Lojek	D	69	6	13	19	4	87	0	1	0	0	0	0	0	1	0	0	---	0.28	1.26	69	0.087
42	Andrej Sekera	D	54	3	16	19	14	28	2	0	1	0	0	0	0	0	0	0	---	0.35	0.52	68	0.044
18	Rob Globke	RW	48	7	11	18	5	37	0	0	2	0	1	0	0	1	0	0	---	0.38	0.77	92	0.076
25	Patrick Kaleta	RW	58	5	10	15	1	133	1	1	0	1	1	0	2	1	0	0	---	0.26	2.29	55	0.091
12	David Booth	LW	25	7	7	14	8	26	0	2	0	2	0	0	2	0	0	1	0.000	0.56	1.04	70	0.100
2	Mike Card	D	50	1	8	9	1	38	0	0	0	0	0	0	0	0	0	0	---	0.18	0.76	34	0.029
34	David Brine	C	22	4	4	8	-4	4	1	0	1	1	1	0	0	0	0	0	---	0.36	0.18	47	0.085
4	Mike Funk	D	61	2	5	7	-4	57	2	0	0	0	0	0	0	0	0	0	---	0.11	0.93	43	0.047
5	Ari Vallin	D	24	0	7	7	-2	20	0	0	0	0	0	0	0	0	0	0	---	0.29	0.83	25	0.000
16	Rostislav Olesz	LW	4	1	2	3	1	4	1	0	0	0	1	0	0	0	0	0	---	0.75	1	18	0.056
32	Franklin MacDonald	D	11	0	2	2	0	12	0	0	0	0	0	0	0	0	1	1	1.000	0.18	1.09	8	0.000
3	Jeremy Swanson	D	47	0	2	2	1	47	0	0	0	0	0	0	0	0	0	0	---	0.04	1	25	0.000
21	Chaz Johnson	RW	9	1	0	1	-4	13	0	0	0	0	0	0	0	0	0	0	---	0.11	1.44	5	0.200
	MIL		1	0	0	0	0	0	0	0	0	0	0	0	0	0	0	0	---	0	0	0	---
	ROC		8	1	0	1	-4	13	0	0	0	0	0	0	0	0	0	0	---	0.13	1.63	5	0.167
15	Tanner Glass	LW	4	0	1	1	3	5	0	0	0	0	0	0	0	0	0	0	---	0.25	1.25	4	0.000
29	Adam Dennis	G	36	0	1	1	0	10	0	0	0	0	0	0	0	0	0	0	---	0.03	0.28	0	---
16	Dustin Johner	C	2	0	0	0	2	0	0	0	0	0	0	0	0	0	0	0	---	0	0	1	0.000
11	Jonathan Lehun	C	2	0	0	0	-1	0	0	0	0	0	0	0	0	0	0	0	---	0	0	2	0.000
35	David Shantz	G	2	0	0	0	0	0	0	0	0	0	0	0	0	0	0	0	---	0	0	0	---
35	Jean-Marc Pelletier	G	4	0	0	0	0	0	0	0	0	0	0	0	0	0	0	0	---	0	0	0	---
21	Alexei Semenov	D	4	0	0	0	6	6	0	0	0	0	0	0	0	0	0	0	---	0	1.5	4	0.000
16	Adam Taylor	RW	5	0	0	0	-1	2	0	0	0	0	0	0	0	0	0	0	---	0	0.4	3	0.000
31	Adam Berkhoel	G	6	0	0	0	0	0	0	0	0	0	0	0	0	0	0	0	---	0	0	0	---
15	Martin Tuma	D	23	0	0	0	-2	33	0	0	0	0	0	0	0	0	0	0	---	0	1.43	17	0.000
30	Craig Anderson	G	34	0	0	0	0	8	0	0	0	0	0	0	0	0	0	0	---	0	0.24	0	---
	BENCH		80	4	4	4	32																
	TOTALS		80	269	437	706	81	1363	83	14	44	36	26	5	16	9	11	27	0.407	0.49	0.95	2368	0.101

2006-07 REGULAR SEASON GOALTENDER STATS

No.	Goaltender	GP	MINS	W	L	SOL	SO	EN	GA	GAA	SOGP	SOW	SOL	SOGA	SOA	SO%	SA	SVS	SV%
35	Jean-Marc Pelletier	4	244	4	0	0	0	0	10	2.46	1	1	0	1	4	0.750	120	110	0.917
30	Craig Anderson	34	2060	23	10	1	1	4	88	2.56	4	3	1	5	21	0.762	1087	999	0.919
31	Adam Berkhoel	6	316	2	3	0	0	1	17	3.22	0	0	0	0	---	169	152	0.899	
29	Adam Dennis	35	2068	18	17	0	1	5	115	3.34	0	0	0	0	0	---	1084	969	0.894
35	David Shantz	2	120	1	1	0	0	0	9	4.51	0	0	0	0	0	---	75	66	0.880
	TOTALS	80	4808	48	31	1	2	10	239	2.98	5	4	1	6	25	0.760	2535	2296	0.906

2007-08 REGULAR SEASON PLAYER STATS

No.	Player	POS	GP	G	A	PTS	+/-	PIM	PP	PPA	SH	SHA	GW	FG	IG	OT	UA	EN	SOG	SOA	SO%	SHOTS	SH%
26	Mark Mancari	RW	80	21	36	57	-7	78	7	20	0	0	2	2	1	0	3	1	1	5	0.200	226	0.093
21	Marc-Andre Gagnani	LW	78	14	38	52	-24	38	6	21	4	0	2	3	3	0	2	0	3	9	0.333	161	0.087
19	Dylan Hunter	LW	70	20	27	47	-10	69	6	13	1	1	1	2	2	0	0	2	0	2	0.000	120	0.167
41	Clarke MacArthur	LW	43	14	28	42	-18	26	9	17	1	0	2	3	2	0	0	0	2	6	0.333	127	0.110
10	Stefan Meyer	LW	70	21	19	40	-26	77	12	11	0	0	1	2	0	0	1	0	1	5	0.200	143	0.147
23	Marek Zagrapan	C	76	18	22	40	-22	66	9	7	0	0	2	4	1	0	0	0	0	3	0.000	148	0.122
24	Anthony Stewart	RW	54	13	18	31	-12	61	2	7	0	0	2	3	1	1	0	1	0	1	0.000	134	0.097
7	Drew Larman	C	54	10	12	22	-14	44	2	3	0	0	0	2	0	0	0	0	2	4	0.500	106	0.094
18	Rob Globke	RW	64	9	12	21	-27	42	2	3	0	3	0	2	0	0	0	0	1	3	0.333	113	0.080
34	David Brine	C	66	9	11	20	-19	26	1	1	1	0	2	4	0	1	1	0	0	1	0.000	124	0.073
42	Andrej Sekera	D	40	2	15	17	-3	22	2	7	0	1	0	0	1	0	0	0	0	0	0.000	68	0.029
45	*Franklin MacDonald	D	51	1	13	14	-3	49	0	2	0	0	0	0	0	0	0	0	0	2	0.000	70	0.014
3	*Mike Weber	D	59	1	13	14	-8	178	0	2	0	0	1	0	0	0	0	0	0	0	0.000	59	0.017
12	*Peter Aston	D	56	3	10	13	-16	35	1	2	0	0	1	1	0	0	0	0	0	1	0.000	70	0.043
33	*Tanner Glass	LW	43	6	5	11	-10	84	0	0	0	2	0	2	0	0	0	0	0	1	0.000	50	0.120
8	Martin Lojek	D	72	6	5	11	-19	97	1	1	0	1	0	0	1	0	0	1	0	0	0.000	77	0.078
17	*Dan Collins	RW	35	5	6	11	-20	21	2	4	0	0	0	1	0	0	0	0	0	3	0.000	53	0.094
22	*Kenndal McArdle	LW	36	5	5	10	-17	31	2	1	1	0	0	2	0	0	0	0	0	0	0.000	42	0.119
4	Mike Funk	D	58	0	10	10	-15	104	0	3	0	0	0	0	0	0	0	0	0	0	0.000	24	0.000
16	*Yannick Tifu (total)	C	24	3	5	8	-3	15	0	2	0	0	0	1	0	0	0	0	0	0	0.000	35	0.086
	ALB		9	2	3	5	1	0	0	1	0	0	0	0	0	0	0	0	0	0	0.000	17	0.118
	RCH		15	1	2	3	-4	15	0	1	0	0	0	1	0	0	0	0	0	0	0.000	18	0.056
25	*Jordan Henry	D	49	3	5	8	-6	73	1	1	0	0	0	2	0	0	1	0	0	0	0.000	54	0.056
28	Kamil Krepes	C	6	1	5	6	2	6	1	4	0	0	0	0	0	0	0	0	0	2	0.000	22	0.045
11	*Tommy Goebel (total)	F	5	2	3	5	1	0	0	0	0	0	1	0	0	0	0	0	0	0	0.000	7	0.286
2	Mike Card	D	23	1	4	5	-8	32	1	0	0	0	1	0	0	0	0	0	0	0	0.000	19	0.053
15	*Brady Calla	RW	6	2	2	4	3	2	0	0	0	0	1	0	0	0	0	0	0	0	0.000	12	0.167
5	*Paul Baier (total)	D	9	1	3	4	-2	5	0	0	0	0	0	0	0	0	0	0	0	0	0.000	11	0.091
27	Patrick Kaleta	RW	29	1	3	4	-2	109	0	0	0	0	0	0	0	0	0	0	0	0	0.000	25	0.040
32	*Adam Taylor	RW	51	1	1	2	-11	25	0	0	0	0	0	1	0	0	0	0	0	0	0.000	58	0.017
28	*Derek Whitmore	C	8	1	0	1	-5	2	0	0	0	0	0	0	0	0	0	0	0	1	0.000	17	0.059
5	Jassen Cullimore	D	3	0	1	1	1	4	0	1	0	0	0	0	0	0	0	0	0	0	0.000	4	0.000
20	*Johann Kroll	D	4	0	1	1	-3	4	0	0	0	0	0	0	0	0	0	0	0	0	0.000	1	0.000
22	David Jarram	RW	6	0	1	1	-1	38	0	0	0	0	0	0	0	0	0	0	0	0	0.000	1	0.000
15	*Justin Aikins	RW	8	0	1	1	-1	8	0	0	0	0	0	0	0	0	0	0	0	0	0.000	6	0.000
15	*Mathieu Beaudoin	RW	1	0	0	0	-2	0	0	0	0	0	0	0	0	0	0	0	0	0	0.000	1	0.000
36	*Pierre-Luc Faubert	RW	1	0	0	0	-2	0	0	0	0	0	0	0	0	0	0	0	0	0	0.000	1	0.000
20	*Chaz Johnson	RW	1	0	0	0	0	0	0	0	0	0	0	0	0	0	0	0	0	0	0.000	0	0.000
15	Mike Kostka	D	1	0	0	0	1	2	0	0	0	0	0	0	0	0	0	0	0	0	0.000	1	0.000
20	*Joe Grimaldi	D	2	0	0	0	-1	5	0	0	0	0	0	0	0	0	0	0	0	0	0.000	4	0.000
14	Bobby Robins	C	5	0	0	0	-3	13	0	0	0	0	0	0	0	0	0	0	0	0	0.000	2	0.000
16	Luke Beaverson	D	6	0	0	0	-2	13	0	0	0	0	0	0	0	0	0	0	0	0	0.000	1	0.000
30	David Shantz	G	14	0	0	0	0	2	0	0	0	0	0	0	0	0	0	0	0	0	0.000	0	0.000
31	*Tyler Plante	G	25	0	0	0	0	21	0	0	0	0	0	0	0	0	0	0	0	0	0.000	0	0.000
53	Adam Dennis	G	46	0	0	0	0	10	0	0	0	0	0	0	0	0	0	0	0	0	0.000	0	0.000
	BENCH		80	5				34															
	TOTALS		80	197	337	529	-335	1537	67	132	8	8	19	37	12	2	8	5	10	49	0.204	2180	0.081

2007-08 REGULAR SEASON GOALTENDER STATS

No.	Goaltender	GP	MINS	W	L	SOL	SO	EN	GA	GAA	SOGP	SOW	SOL	SOGA	SOA	SO%	SA	SVS	SV%
53	Adam Dennis	46	2601	17	26	2	3	6	138	3.18	6	4	2	5	32	0.844	1337	1199	0.897
31	*Tyler Plante	25	1451	6	16	1	0	3	86	3.56	2	1	1	1	9	0.889	751	665	0.885
30	David Shantz	14	780	1	10	1	0	1	53	4.07	1	0	1	2	4	0.500	387	334	0.863
	TOTALS	80	4832	24	52	4	3	10	277	3.44	9	5	4	8	45	0.822	2475	2198	0.888

2008-09 REGULAR SEASON PLAYER STATS

No.	Player	POS	GP	G	A	PTS	+/-	PIM	PP	PPA	SH	SHA	GW	FG	IG	OT	UA	EN	SOG	SOA	SO%	SHOTS	SH%	
26	*Michal Repik	RW	75	19	30	49	-13	58	9	11	1	1	1	1	2	0	1	1	3	16	0.188	189	0.101	
5	Janis Sprukts	C	59	16	31	47	-10	20	3	18	2	1	1	2	1	0	2	0	4	12	0.333	106	0.151	
10	Stefan Meyer	LW	65	18	22	40	-2	57	6	8	0	0	3	3	1	0	0	0	0	5	0.000	159	0.113	
3	*Jason Garrison	D	75	8	27	35	-14	68	4	17	0	0	1	0	0	1	0	0	0	0	0.000	159	0.050	
34	David Brine	C	79	8	23	31	-3	35	3	3	2	1	2	0	1	0	1	0	0	5	0.000	147	0.054	
19	Karl Stewart	LW	72	20	8	28	-3	70	5	2	2	1	1	6	0	0	1	1	4	9	0.444	124	0.161	
14	*Michael Duco	LW	68	14	14	28	-19	147	4	1	0	0	1	2	1	0	0	0	2	3	0.667	112	0.125	
22	Kenndal McArdle	LW	58	12	12	24	-4	79	2	1	1	2	1	1	1	0	1	1	0	1	0.000	92	0.130	
7	Drew Larman	C	61	10	13	23	4	40	0	1	2	0	2	2	1	0	1	0	0	2	0.000	95	0.105	
8	*Keaton Ellerby	D	75	3	20	23	-8	44	1	7	0	3	0	2	0	0	0	0	0	0	0.000	93	0.032	
21	*Shawn Matthias	C	61	10	10	20	-34	16	2	2	1	0	2	1	1	0	1	0	0	3	0.000	112	0.089	
42	Randall Gelech (total)	RW	61	9	9	18	-10	35	2	3	0	1	3	2	1	1	0	1	1	3	0.333	88	0.102	
	GR	RW	5	0	0	0	-1	2	0	0	0	0	0	0	0	0	0	0	0	0	0.000	6	0.000	
	RCH	RW	56	9	9	18	-9	33	2	3	0	1	3	2	1	1	0	1	1	3	0.333	82	0.110	
41	*Jacob Micflikier	LW	39	4	12	16	-2	12	2	2	0	0	3	0	0	0	0	0	3	5	0.600	48	0.083	
25	Jordan Henry	D	69	4	12	16	-8	111	1	3	1	0	1	2	0	0	1	0	0	0	0.000	82	0.049	
4	Rory Fitzpatrick	D	46	4	10	14	-25	37	3	9	0	0	1	0	0	0	0	0	0	0	0.000	71	0.056	
15	Tanner Glass	LW	44	4	9	13	-4	100	0	0	0	1	0	1	0	0	0	0	0	0	0.000	65	0.062	
12	Peter Aston	D	53	2	8	10	-10	24	1	2	0	0	0	2	0	0	0	0	0	0	0.000	81	0.025	
2	*Michael Caruso	D	73	1	9	10	-10	66	0	0	0	1	0	0	0	0	0	0	0	0	0.000	41	0.024	
32	Franklin MacDonald	D	61	1	8	9	1	28	0	0	1	1	0	0	0	0	0	0	0	1	0.000	57	0.018	
17	Dan Collins	RW	56	5	2	7	-11	25	1	1	0	0	0	2	0	0	0	0	0	0	0.000	51	0.098	
28	Cory Murphy	D	5	2	4	6	2	2	1	2	0	0	0	0	0	0	0	0	0	1	2	0.500	15	0.133
24	Matt Duffy	D	9	2	4	6	2	4	1	3	0	0	1	0	0	0	0	0	0	0	0.000	19	0.105	
28	*Judd Blackwater (total)	C	21	4	1	5	1	9	2	0	0	0	0	1	1	0	0	0	1	2	0.500	20	0.200	
	RFD	C	9	3	0	3	-1	9	2	0	0	0	0	1	1	0	0	0	1	1	1.000	9	0.333	
	RCH	C	12	1	1	2	2	0	0	0	0	0	0	0	0	0	0	0	0	1	0.000	11	0.091	
24	Ross Carlson (total)	LW	6	2	1	3	-4	2	0	0	0	0	0	0	0	0	1	0	1	1	1.000	13	0.154	
	PEO	LW	3	1	0	1	-2	2	0	0	0	0	0	0	0	0	0	0	0	0	0.000	5	0.200	
	RCH	LW	3	1	1	2	-2	0	0	0	0	0	0	0	0	0	1	0	1	1	1.000	8	0.125	
18	*Andrew Sweetland	LW	48	1	2	3	-4	12	0	0	0	0	0	0	0	0	0	0	0	0	0.000	34	0.029	
11	*Jarret Lukin	C	6	0	3	3	-2	0	0	0	0	0	0	0	0	0	0	0	0	0	0.000	6	0.000	
23	Noah Welch	D	7	0	3	3	-2	10	0	1	0	0	0	0	0	0	0	0	0	0	0.000	14	0.000	
27	Doug O'Brien	D	12	0	2	2	-11	8	0	1	0	0	0	0	0	0	0	0	0	0	0.000	31	0.000	
9	*Mathieu (R.) Roy	LW	1	0	1	1	0	0	0	1	0	0	0	0	0	0	0	0	0	0	0.000	2	0.000	
11	*Brady Calla	RW	8	0	1	1	0	9	0	0	0	0	0	0	0	0	0	0	0	0	0.000	5	0.000	
33	Neil Clark	LW	8	0	1	1	-1	17	0	0	0	0	0	0	0	0	0	0	0	0	0.000	3	0.000	
20	*Luke Beaverson	D	15	0	1	1	-3	21	0	0	0	0	0	0	0	0	0	0	0	0	0.000	3	0.000	
23	Kevin Baker	RW	1	0	0	0	-1	0	0	0	0	0	0	0	0	0	0	0	0	0	0.000	0	0.000	
16	Kyle Hagel	D	3	0	0	0	0	5	0	0	0	0	0	0	0	0	0	0	0	0	0.000	1	0.000	
33	*Drew Paris	D	5	0	0	0	1	0	0	0	0	0	0	0	0	0	0	0	0	0	0.000	8	0.000	
27	Brett Parnham	C	7	0	0	0	0	0	0	0	0	0	0	0	0	0	0	0	1	2	0.500	1	0.000	
30	David Shantz	G	12	0	0	0	0	0	0	0	0	0	0	0	0	0	0	0	0	0	0.000	0	0.000	
35	Tyler Plante	G	19	0	0	0	0	0	0	0	0	0	0	0	0	0	0	0	0	0	0.000	0	0.000	
35	Chris Beckford-Tseu	G	22	0	0	0	0	0	0	0	0	0	0	0	0	0	0	0	0	0	0.000	0	0.000	
29	Mike Brodeur	G	38	0	0	0	0	0	0	0	0	0	0	0	0	0	0	0	0	0	0.000	0	0.000	
45	*Riley Emmerson	RW	42	0	0	0	-6	107	0	0	0	0	0	0	0	0	0	0	0	0	0.000	10	0.000	
	BENCH		80	5				28														5		
	TOTALS		80	184	313	492	-209	1293	51	99	13	13	24	29	10	2	10	4	20	71	0.282	2142	0.084	

2008-09 REGULAR SEASON GOALTENDER STATS

No.	Goaltender	GP	MINS	W	L	SOL	SO	EN	GA	GAA	SOGP	SOW	SOL	SOGA	SOA	SO%	SA	SVS	SV%
29	Mike Brodeur	38	2127	18	13	4	2	3	87	2.45	9	5	4	14	44	0.682	1095	1008	0.921
30	David Shantz	12	690	3	6	2	1	3	30	2.61	2	0	2	7	11	0.364	389	359	0.923
35	Tyler Plante	19	904	5	10	1	0	4	49	3.25	1	0	1	2	6	0.667	501	452	0.902
35	Chris Beckford-Tseu	22	1112	3	14	1	0	2	73	3.94	1	0	1	1	4	0.750	551	478	0.868
	TOTALS	80	4833	29	43	8	3	12	239	2.97	13	5	8	24	65	0.631	2536	2297	0.906

* - rookie

2009-10 REGULAR SEASON PLAYER STATS

No.	Player	POS	GP	G	A	PTS	+/-	PIM	PP	PPA	SHG	SHA	GW	FG	IG	OT	UA	EN	SOG	SOA	SGW	SO%	SH	SH%
10	Jamie Johnson	C	80	27	44	71	-7	24	6	16	0	1	3	2	5	0	0	2	1	5	0	0.200	139	0.194
12	Chris Taylor	C	80	17	44	61	-2	89	7	16	2	1	2	5	0	1	0	1	0	1	0	0.000	144	0.118
5	Clay Wilson	D	75	14	46	60	22	58	8	24	1	1	3	3	0	0	0	0	0	0	0	0.000	191	0.073
20	Jeff Taffe	LW	61	28	28	56	0	47	7	11	0	0	5	3	2	1	2	2	2	4	1	0.500	178	0.157
26	Michal Repik	RW	60	22	31	53	14	57	5	9	3	3	6	1	2	1	2	5	1	2	1	0.500	151	0.146
16	Mike York	LW	45	14	27	41	-3	8	8	12	0	1	1	3	5	0	1	1	2	4	1	0.500	77	0.182
32	*Evgeny Dadonov	LW	76	17	23	40	9	36	2	4	0	0	1	3	3	0	2	1	3	4	1	0.750	146	0.116
21	Graham Mink	RW	67	20	17	37	-3	86	8	7	0	0	5	5	2	0	1	0	0	1	0	0.000	166	0.120
34	David Brine	C	69	14	18	32	14	14	0	0	3	3	2	2	2	1	2	1	0	0	0	0.000	129	0.109
25	Jordan Henry	D	76	13	18	31	22	104	2	2	0	0	3	3	1	0	3	0	0	0	0	0.000	163	0.080
24	Daniel Steiner (total)	RW	28	6	14	20	-1	10	2	4	0	0	1	1	0	0	0	0	1	1	0	1.000	68	0.088
	ADK	RW	1	0	0	0	0	0	0	0	0	0	0	0	0	0	0	0	0	0	0	0.000	0	0.000
	RCH	RW	27	6	14	20	-1	10	2	4	0	0	1	1	0	0	0	0	1	1	0	1.000	68	0.088
14	Michael Duco	LW	59	9	10	19	-4	111	3	5	0	0	2	3	0	0	1	0	0	0	0	0.000	65	0.138
8	Keaton Ellerby	D	58	6	13	19	-2	34	3	6	0	0	0	1	2	0	0	1	0	0	0	0.000	60	0.100
3	Jason Garrison	D	38	3	16	19	13	33	3	6	0	2	1	0	2	0	0	0	0	0	0	0.000	102	0.029
15	*Victor Oreskovich	RW	34	6	9	15	2	18	1	1	0	0	0	1	0	0	0	0	0	0	0	0.000	60	0.100
19	*Shawn Matthias	C	27	6	7	13	4	12	1	2	1	0	0	1	0	0	0	0	0	0	0	0.000	43	0.140
18	Andrew Sweetland	LW	51	5	8	13	-4	10	0	0	0	0	2	1	0	0	0	0	0	0	0	0.000	44	0.114
2	Michael Caruso	D	67	1	10	11	4	42	0	0	0	0	0	0	0	0	0	0	0	0	0	0.000	61	0.016
23	*Maxime Gratchev (total)	LW	30	4	5	9	0	16	1	1	0	0	2	1	0	0	0	0	1	1	0	1.000	57	0.070
	BNG	LW	17	2	3	5	-1	10	1	0	0	0	1	1	0	0	0	0	0	0	0	0.000	38	0.053
	RCH	LW	13	2	2	4	1	6	0	1	0	0	1	0	0	0	0	0	1	1	0	1.000	19	0.105
22	Kenndal McArdle	LW	18	3	5	8	4	63	0	0	1	1	0	0	0	0	0	0	0	0	0	0.000	24	0.125
27	Jimmy Bonneau	LW	57	4	2	6	-3	187	1	0	0	0	1	2	0	0	0	0	0	0	0	0.000	31	0.129
11	*Brady Calla	RW	33	1	5	6	-7	14	0	0	0	0	1	0	0	0	0	0	0	0	0	0.000	30	0.033
45	John de Gray	D	41	1	5	6	-1	31	0	0	0	0	0	0	0	0	0	0	0	0	0	0.000	36	0.028
4	Rory Fitzpatrick	D	44	0	6	6	-1	37	0	0	0	0	0	0	0	0	0	0	0	0	0	0.000	59	0.000
7	Matt Duffy	D	11	1	4	5	-4	0	1	3	0	0	0	1	0	0	0	0	0	0	0	0.000	16	0.063
7	Ernie Hartlieb	LW	9	2	2	4	0	0	0	0	0	0	0	0	0	0	0	0	0	0	0	0.000	16	0.125
22	Mathieu Roy (total)	D	15	0	4	4	-7	32	0	1	0	0	0	0	0	0	0	0	0	0	0	0.000	25	0.000
	SYR	D	14	0	4	4	-7	32	0	1	0	0	0	0	0	0	0	0	0	0	0	0.000	25	0.000
	RCH	D	1	0	0	0	0	0	0	0	0	0	0	0	0	0	0	0	0	0	0	0.000	0	0.000
45	Nick Tarnasky	C	5	3	0	3	1	7	0	0	0	0	0	1	0	0	0	0	0	0	0	0.000	7	0.429
31	*Alexander Salak	G	46	0	3	3	0	14	0	0	0	2	0	0	0	0	0	0	0	0	0	0.000	0	0.000
23	*Scott Hotham	D	9	2	0	2	1	6	0	0	0	0	0	0	1	0	0	0	0	0	0	0.000	10	0.200
24	Ville Koistinen	D	8	1	1	2	-3	4	0	1	0	0	0	0	0	0	0	0	0	0	0	0.000	12	0.083
17	Dylan Hunter	LW	10	1	1	2	-5	2	0	0	0	0	1	0	0	0	0	0	0	0	0	0.000	6	0.167
15	Daniel Tkaczuk	C	7	0	2	2	-1	4	0	0	0	0	0	0	0	0	0	0	0	0	0	0.000	2	0.000
28	*John Scott Dickson	LW	9	0	2	2	1	0	0	0	0	0	0	0	0	0	0	0	0	0	0	0.000	7	0.000
35	Tyler Plante	G	26	0	2	2	0	11	0	1	0	0	0	0	0	0	0	0	0	0	0	0.000	0	0.000
38	*Luke Beaverson	D	29	0	2	2	-2	22	0	0	0	0	0	0	0	0	0	0	0	0	0	0.000	12	0.000
33	Steve MacIntyre	LW	34	0	2	2	-2	86	0	0	0	0	0	0	0	0	0	0	0	0	0	0.000	14	0.000
22	David Schulz	D	4	0	1	1	0	2	0	0	0	0	0	0	0	0	0	0	0	0	0	0.000	4	0.000
11	Corey Syvret	D	4	0	1	1	-1	0	0	0	0	0	0	0	0	0	0	0	0	0	0	0.000	6	0.000
30	Chris Beckford-Tseu	G	6	0	1	1	0	0	0	0	0	0	0	0	0	0	0	0	0	0	0	0.000	0	0.000
17	Dan Collins	RW	1	0	0	0	0	2	0	0	0	0	0	0	0	0	0	0	0	0	0	0.000	1	0.000
28	*Jon Landry	D	1	0	0	0	1	0	0	0	0	0	0	0	0	0	0	0	0	0	0	0.000	0	0.000
28	Colt King	LW	2	0	0	0	-2	0	0	0	0	0	0	0	0	0	0	0	0	0	0	0.000	0	0.000
15	Jordan Fox	C	3	0	0	0	-2	0	0	0	0	0	0	0	0	0	0	0	0	0	0	0.000	0	0.000
23	Andrew Lord	C	3	0	0	0	0	17	0	0	0	0	0	0	0	0	0	0	0	0	0	0.000	1	0.000
17	*Carl Hudson	D	7	0	0	0	-3	16	0	0	0	0	0	0	0	0	0	0	0	0	0	0.000	5	0.000
29	Ryan Mior	G	7	0	0	0	0	0	0	0	0	0	0	0	0	0	0	0	0	0	0	0.000	0	0.000
28	*A.J. Thelen	D	9	0	0	0	-9	6	0	0	0	0	0	0	0	0	0	0	0	0	0	0.000	13	0.000
23	Peter Aston	D	17	0	0	0	-3	4	0	0	0	0	0	0	0	0	0	0	0	0	0	0.000	13	0.000
	BENCH		80	4				18															4	
	TOTALS		80	253	432	681	38	1352	68	131	11	15	40	43	27	4	14	14	11	23	4	0.478	2335	0.107

2009-10 REGULAR SEASON GOALTENDER STATS

No.	Goaltender	GP	MINS	W	L	SOL	SO	EN	GA	GAA	SOGP	SOW	SOL	SOGA	SOA	SO%	SA	SVS	SV%
35	Tyler Plante	27	1487	12	12	1	3	3	66	2.66	2	1	1	1	8	0.875	767	701	0.914
31	*Alexander Salak	48	2557	29	14	0	1	2	123	2.89	3	3	0	6	15	0.600	1368	1245	0.910
29	Ryan Mior	7	416	3	4	0	0	2	21	3.03	0	0	0	0	0	0.000	227	206	0.907
29	*Alex Petizian	1	60	0	1	0	0	1	4	4.02	0	0	0	0	0	0.000	30	26	0.867
30	Chris Beckford-Tseu	6	296	0	4	0	0	1	23	4.66	0	0	0	0	0	0.000	175	152	0.869
	TOTALS	80	4816	44	35	1	4	9	237	2.95	5	4	1	7	23	0.696	2567	2330	0.908

* - rookie



RECORD BOOK

YEAR-BY-YEAR STATISTICS

2010-11 REGULAR SEASON PLAYER STATS

No.	Player	POS	GP	G	A	PTS	+/-	PIM	PP	PPA	SHG	SHA	GW	FG	IG	OT	UA	EN	SOG	SOA	SGW	SO%	SH	SH%
28	Mike Kostka	D	80	16	38	54	-9	46	11	20	0	2	1	1	2	0	1	1	0	1	0	0.000	199	8.0
12	Chris Taylor	C	72	10	41	51	-13	38	1	24	0	1	3	1	0	0	0	0	0	0	0	0.000	118	8.5
40	Tim Kennedy (total)	C	67	12	37	49	6	52	6	14	0	2	3	3	1	2	3	1	2	11	1	0.182	104	11.5
	CT		53	12	30	42	3	44	6	14	0	2	3	3	1	2	3	1	1	9	1	0.111	90	13.3
	RCH		14	0	7	7	3	8	0	0	0	0	0	0	0	0	0	0	1	2	0	0.500	14	0.0
5	Clay Wilson	D	66	12	36	48	-11	24	8	17	0	3	0	0	1	0	2	0	0	3	0	0.000	141	8.5
26	Michal Repik	RW	53	11	34	45	-9	38	7	13	0	1	2	2	0	0	0	1	3	7	0	0.429	181	6.1
33	Patrick Rissmiller (total)	LW	57	14	27	41	-6	22	7	14	1	0	3	3	1	0	2	3	3	6	1	0.500	135	10.4
	CHI		6	1	0	1	-1	6	0	0	0	0	0	0	0	0	0	0	0	0	0	0.000	4	25.0
	LE		43	11	19	30	-5	10	5	10	1	0	2	3	1	0	2	3	3	5	1	0.600	108	10.2
	RCH		8	2	8	10	0	6	2	4	0	0	1	0	0	0	0	0	0	1	0	0.000	23	8.7
20	Bill Thomas	RW	53	16	20	36	-19	12	4	12	4	0	0	5	1	0	4	1	3	6	1	0.500	128	12.5
14	Michael Duco	LW	67	20	11	31	-16	126	11	4	0	0	0	5	0	0	0	0	0	4	0	0.000	122	16.4
22	Kennadal McArdle	LW	54	14	12	26	-5	106	4	2	2	1	2	2	1	0	1	0	1	2	1	0.500	97	14.4
38	Jordan Knackstedt (total)	RW	66	12	14	26	-1	38	1	1	0	0	2	0	1	0	0	0	1	4	1	0.250	96	12.5
	PRO		22	7	5	12	-1	12	1	1	0	0	1	0	0	0	0	0	1	2	1	0.500	39	17.9
	RCH		44	5	9	14	0	26	0	0	0	0	1	0	1	0	0	0	0	2	0	0.000	57	8.8
25	*Colby Robak	D	76	7	17	24	-12	22	1	5	0	1	1	0	0	0	0	0	0	0	0	0.000	87	8.0
32	*Scott Timmins	C	45	10	12	22	10	18	0	0	2	0	0	0	0	0	2	0	0	1	0	0.000	74	13.5
10	*A.J. Jenks	LW	63	8	13	21	3	48	0	1	1	2	2	2	0	0	0	0	4	10	3	0.400	98	8.2
18	Jeff LoVecchio (total)	LW	73	8	11	19	3	34	0	0	0	1	1	3	0	0	0	0	0	1	0	0.000	120	6.7
	PRO		22	0	3	3	-3	9	0	0	0	1	0	0	0	0	0	0	0	0	0	0.000	38	0.0
	RCH		51	8	8	16	6	25	0	0	0	0	1	3	0	0	0	0	0	1	0	0.000	82	9.8
27	Evgeny Dadonov	LW	24	8	8	16	-3	4	2	3	0	0	2	2	1	0	0	1	0	0	0	0.000	47	17.0
34	*Eric Selleck	LW	67	5	11	16	-4	214	0	0	0	0	0	0	1	0	0	0	0	0	0	0.000	70	7.1
11	P.J. Fenton	LW	56	5	10	15	-8	26	0	0	0	0	2	1	0	0	0	0	0	0	0	0.000	60	8.3
17	Mark Cullen	C	28	5	9	14	-10	6	1	5	0	0	0	1	1	0	0	0	2	4	0	0.500	40	12.5
45	Hugh Jessiman (total)	RW	50	8	5	13	-8	74	1	1	0	0	1	1	1	0	0	0	1	4	0	0.250	89	9.0
	RFD		25	3	2	5	-4	27	1	0	0	0	1	0	0	0	0	0	1	1	0	1.000	40	7.5
	RCH		25	5	3	8	-4	47	0	1	0	0	0	1	1	0	0	0	0	3	0	0.000	49	10.2
4	Evan Oberg (total)	D	43	7	6	13	-6	28	4	2	0	1	0	1	2	0	0	0	0	0	0	0.000	69	10.1
	MTB		38	6	5	11	-7	28	4	2	0	1	0	1	2	0	0	0	0	0	0	0.000	61	9.8
	RCH		5	1	1	2	1	0	0	0	0	0	0	0	0	0	0	0	0	0	0	0.000	8	12.5
21	Triston Grant	LW	56	7	6	13	-11	144	1	0	0	0	2	1	0	0	0	0	0	0	0	0.000	73	9.6
16	Joe Callahan	D	48	4	9	13	-13	12	2	4	0	0	0	1	0	0	0	0	0	0	0	0.000	68	5.9
36	Ryan Del Monte (total)	RW	39	4	6	10	-9	42	1	0	0	0	1	1	0	0	0	0	0	0	0	0.000	39	10.3
	RCH		24	3	3	6	-12	29	1	0	0	0	1	1	0	0	0	0	0	0	0	0.000	19	15.8
	WOR		15	1	3	4	3	13	0	0	0	0	0	0	0	0	0	0	0	0	0	0.000	20	5.0
7	Paul Baier	D	65	2	8	10	-7	80	0	0	0	0	0	0	0	0	1	0	0	0	0	0.000	52	3.8
2	Michael Caruso	D	75	5	4	9	-3	77	0	0	0	0	0	1	1	0	0	0	0	0	0	0.000	51	9.8
	Michael Nylander	C	7	4	2	6	-3	8	0	1	1	0	2	0	1	0	0	0	0	0	0	0.000	8	50.0
8	Keaton Ellerby	D	17	2	3	5	8	8	1	0	0	0	1	0	0	1	0	0	0	0	0	0.000	19	10.5
24	*Adam Comrie	D	44	0	5	5	-15	18	0	0	0	0	0	0	0	0	0	0	0	0	0	0.000	53	0.0
15	Brady Calla	RW	17	2	2	4	-2	0	0	0	0	0	0	0	0	0	0	0	0	0	0	0.000	25	8.0
23	*Chris Clackson	LW	17	2	2	4	0	27	0	0	0	0	0	0	0	0	0	0	0	0	0	0.000	15	13.3
41	*Anthony Luciani	RW	3	2	1	3	2	2	0	0	0	0	0	0	0	0	0	0	0	0	0	0.000	9	22.2
19	Michael Dubuc	LW	5	2	1	3	2	0	0	0	0	0	1	0	0	0	0	0	0	0	0	0.000	8	25.0
36	Mike Hedden (total)	LW	6	1	2	3	2	17	0	0	0	0	0	0	0	0	0	0	0	0	0	0.000	4	25.0
	GR		3	0	1	1	0	2	0	0	0	0	0	0	0	0	0	0	0	0	0	0.000	2	0.0
	RFD		1	0	0	0	1	0	0	0	0	0	0	0	0	0	0	0	0	0	0	0.000	0	0.0
	RCH		2	1	1	2	1	15	0	0	0	0	0	0	0	0	0	0	0	0	0	0.000	2	50.0
4	Nathan Paetsch	D	9	1	2	3	-2	2	0	2	0	0	0	0	0	0	0	0	0	0	0	0.000	9	11.1
23	Brian O'Hanley (total)	D	19	1	2	3	5	8	1	1	0	0	0	0	0	0	0	0	0	0	0	0.000	11	9.1
	RCH		3	1	0	1	0	0	1	0	0	0	0	0	0	0	0	0	0	0	0	0.000	2	50.0
	POR		16	0	2	2	5	8	0	1	0	0	0	0	0	0	0	0	0	0	0	0.000	9	0.0
33	Bates Battaglia	LW	20	1	2	3	-8	12	0	1	0	0	0	0	0	0	1	0	0	3	0	0.000	16	6.3
40	David Marshall	F	9	2	0	2	1	6	0	0	0	0	1	0	0	0	1	0	0	1	0	0.000	16	12.5
10	Scott Reynolds	RW	6	1	1	2	-2	2	1	0	0	0	0	0	0	0	0	0	0	0	0	0.000	6	16.7
41	Kyle Rank	RW	2	0	2	2	1	0	0	0	0	0	0	0	0	0	0	0	0	0	0	0.000	3	0.0
36	Ben Gordon	F	6	0	2	2	1	2	0	1	0	0	0	0	0	0	0	0	0	1	0	0.000	10	0.0

2010-11 REGULAR SEASON PLAYER STATS *continued*

23	*Andrew Hotham	D	6	0	2	2	2	7	0	0	0	0	0	0	0	0	0	0	0	0.000	4	0.0
41	*Cory Conacher	LW	2	1	0	1	0	2	0	0	0	0	0	0	0	0	0	0	0	0.000	2	50.0
23	*Aaron Bendickson	RW	7	1	0	1	1	12	0	0	0	0	1	0	0	0	0	0	0	0.000	3	33.3
3	T.J. Fast	D	13	1	0	1	1	12	1	0	0	0	0	0	0	0	0	0	0	0.000	12	8.3
30	Jacob Markstrom	G	37	0	1	1	0	10	0	0	0	0	0	0	0	0	0	0	0	0.000	0	0.0
23	Barret Ehgoetz	C	2	0	0	0	-1	0	0	0	0	0	0	0	0	0	0	0	0	0.000	1	0.0
	Andrew Peters	LW	2	0	0	0	-1	4	0	0	0	0	0	0	0	0	0	0	0	0.000	1	0.0
31	*Alex Petizian (total)	G	3	0	0	0	0	0	0	0	0	0	0	0	0	0	0	0	0	0.000	0	0.0
	POR		2	0	0	0	0	0	0	0	0	0	0	0	0	0	0	0	0	0.000	0	0.0
	RCH		1	0	0	0	0	0	0	0	0	0	0	0	0	0	0	0	0	0.000	0	0.0
38	Sean Zimmerman	D	7	0	0	0	-4	0	0	0	0	0	0	0	0	0	0	0	0	0.000	6	0.0
23	*Matt Pierce	LW	8	0	0	0	-5	0	0	0	0	0	0	0	0	0	0	0	0	0.000	6	0.0
29	*Marc Cheverie	G	15	0	0	0	0	0	0	0	0	0	0	0	0	0	0	0	0	0.000	0	0.0
35	Tyler Plante	G	35	0	0	0	0	15	0	0	0	0	0	0	0	0	0	0	0	0.000	0	0.0
	BENCH		80	5			14														5	
	TOTALS		80	218367	580	-1691360	60	120	10	11	26	31	12	1	13	4	14	52	5	0.269	2199	0.097

2010-11 REGULAR SEASON GOALTENDER STATS

No.	Goaltender	GP	MINS	W	L	SOL	SO	EN	GA	GAA	SOGP	SOW	SOL	SOGA	SOA	SO%	SA	SVS	SV%
30	*Jacob Markstrom	37	2174	16	20	1	1	3	108	2.98	3	2	1	3	13	0.769	1159	1051	0.907
35	Tyler Plante	35	1942	13	17	2	1	4	101	3.12	5	3	2	4	24	0.833	1104	1003	0.909
31	*Alex Petizian (total)	3	102	0	1	1	0	0	6	3.56	1	0	1	2	7	0.714	59	53	0.898
	POR	2	62	0	1	0	0	0	5	4.88	0	0	0	0	0	0.000	46	41	0.891
	RCH	1	40	0	0	1	0	0	1	1.51	1	0	1	2	7	0.714	13	12	0.923
29	* Marc Cheverie	15	675	2	7	1	0	0	44	3.91	1	0	1	3	7	0.571	394	350	0.888
	TOTALS	80	4831	31	44	5	2	7	254	3.15	10	5	5	12	51	0.765	2670	2416	0.905

* - rookie

2011-12 REGULAR SEASON PLAYER STATS

No.	Player	POS	GP	G	A	PTS	+/-	PIM	PP	PPA	SHG	SHA	GW	FG	IG	OT	UA	EN	SOG	SOA	SGW	SO%	SH	SH%
22	*Phil Varone	C	76	11	41	52	17	42	3	9	2	2	3	1	0	0	0	3	4	2	0.750	120	9.2	
38	Paul Szczechura	C	57	21	25	46	16	26	3	8	1	0	4	7	1	2	3	1	2	7	0	0.286	137	15.3
21	Derek Whitmore	LW	75	28	16	44	-1	25	8	5	0	0	3	6	4	0	3	0	1	7	0	0.143	241	11.6
71	*Marcus Foligno	LW	60	16	23	39	19	78	2	5	0	1	5	2	2	0	0	2	1	3	0	0.333	110	14.5
27	Mark Voakes	C	75	8	26	34	0	36	1	5	1	0	0	3	0	0	0	0	1	5	0	0.200	75	10.7
10	Colin Stuart	LW	51	13	19	32	3	32	3	4	1	0	2	1	1	0	0	0	0	3	0	0.000	147	8.8
3	T.J. Brennan	D	52	16	14	30	5	39	7	8	0	0	2	3	0	0	1	0	1	6	1	0.167	150	10.7
7	*Brayden McNabb	D	45	5	25	30	15	31	1	8	0	2	1	1	0	1	0	0	0	2	0	0.000	68	7.4
15	Evan Rankin	RW	35	15	14	29	9	12	3	1	1	0	0	1	3	0	2	1	0	1	0	0.000	72	20.8
11	Travis Turnbull	RW	63	12	15	27	4	117	3	2	0	1	0	2	2	0	1	0	0	1	0	0.000	102	11.8
54	*Zack Kassian	RW	30	15	11	26	4	31	2	6	1	0	1	3	2	0	0	0	2	4	0	0.500	94	16.0
4	Alex Biega	D	65	5	18	23	10	47	1	1	0	1	1	0	1	0	3	0	0	0	0	0.000	90	5.6
14	Corey Tropp	RW	27	9	13	22	1	46	1	4	0	0	0	2	0	0	0	0	1	4	0	0.250	60	15.0
20	Nick Crawford	D	70	6	16	22	-2	26	2	7	0	0	1	2	0	0	0	0	0	2	0	0.000	82	7.3
83	Jacob Lagace	LW	58	10	10	20	2	25	0	2	0	0	1	1	0	0	1	0	1	4	0	0.250	65	15.4
29	Maxime Legault	RW	62	8	9	17	0	19	0	0	1	2	0	1	0	0	1	1	0	0	0	0.000	95	8.4
26	Shaone Morissonn	D	65	4	11	15	-1	44	2	3	0	0	1	2	0	0	0	0	0	0	0	0.000	83	4.8
72	Luke Adam	C	27	4	9	13	-2	18	0	3	0	1	2	0	0	0	0	0	0	2	0	0.000	80	5.0
44	Drew Schiestel	D	43	2	10	12	-3	12	1	4	0	1	1	0	0	1	0	0	0	0	0	0.000	47	4.3
23	*Shawn Szydlowski	RW	53	0	8	8	-7	21	0	0	0	0	0	0	0	0	0	0	1	3	1	0.333	41	0.0
8	Dennis Persson	D	39	3	4	7	-5	10	3	1	0	0	2	0	1	0	0	0	0	1	0	0.000	43	7.0
24	*Jonathan Parker	RW	37	3	3	6	-14	6	1	1	0	0	1	0	1	0	0	0	4	4	1	1.000	36	8.3
2	*Joe Finley	D	57	1	5	6	7	143	0	0	0	0	0	1	0	0	0	0	0	0	0	0.000	46	2.2
18	Igor Gongalsky (total)	LW	50	2	2	4	-12	107	0	0	1	1	0	0	0	0	0	0	1	2	1	0.500	62	3.2
	POR	LW	13	0	1	1	-2	29	0	0	0	0	0	0	0	0	0	0	0	0	0	0.000	15	0.0
	RCH	LW	37	2	1	3	-10	78	0	0	1	1	0	0	0	0	0	0	1	2	1	0.500	47	4.3
19	Michael Ryan	LW	8	1	3	4	1	19	0	2	0	0	0	0	0	0	0	0	0	0	0	0.000	13	7.7
5	*Corey Fienhage	D	20	0	4	4	2	20	0	0	0	0	0	0	0	0	0	0	0	0	0	0.000	12	0.0
47	*Matt MacKenzie	D	20	0	4	4	-1	16	0	0	0	0	0	0	0	0	0	0	0	0	0	0.000	16	0.0
45	*Riley Boychuk	LW	26	0	2	2	0	18	0	0	0	0	0	0	0	0	0	0	0	0	0	0.000	17	0.0
33	David Leggio	G	54	0	2	2	0	4	0	1	0	1	0	0	0	0	0	0	0	0	0	0.000	0	0.0
17	*Brock Matheson	D	3	0	1	1	-1	4	0	0	0	0	0	0	0	0	0	0	0	0	0	0.000	2	0.0
16	*Brian Flynn	RW	5	0	1	1	-2	2	0	0	0	0	0	0	0	0	0	0	0	0	0	0.000	8	0.0
25	*Scott Campbell	LW	1	0	0	0	0	0	0	0	0	0	0	0	0	0	0	0	0	0	0	0.000	0	0.0
15	Chris Clackson	LW	1	0	0	0	0	0	0	0	0	0	0	0	0	0	0	0	0	0	0	0.000	1	0.0
16	*Kyle Ostrow	RW	2	0	0	0	0	0	0	0	0	0	0	0	0	0	0	0	0	0	0	0.000	3	0.0
17	*Ryan Grimshaw	D	3	0	0	0	3	2	0	0	0	0	0	0	0	0	0	0	0	0	0	0.000	1	0.0
16	*Maury Edwards (tot)	D	4	0	0	0	-3	0	0	0	0	0	0	0	0	0	0	0	0	0	0	0.000	2	0.0
	PEO	D	3	0	0	0	-1	0	0	0	0	0	0	0	0	0	0	0	0	0	0	0.000	2	0.0
	RCH	D	1	0	0	0	-2	0	0	0	0	0	0	0	0	0	0	0	0	0	0	0.000	0	0.0
12	*Kyle Bailey	C	5	0	0	0	-3	4	0	0	0	0	0	0	0	0	0	0	0	0	0	0.000	5	0.0
17	Rob Bordson	F	8	0	0	0	1	2	0	0	0	0	0	0	0	0	0	0	0	0	0	0.000	7	0.0
31	Drew MacIntyre	G	23	0	0	0	0	0	0	0	0	0	0	0	0	0	0	0	0	0	0	0.000	0	0.0
	BENCH		76	6			12																5	
	TOTALS		76	224	363	581	65	1067	47	90	9	13	30	41	19	4	15	5	19	65	6	0.292	2222	0.098

2011-12 REGULAR SEASON GOALTENDER STATS

No.	Goaltender	GP	MINS	W	L	SOL	SO	EN	GA	GAA	SOGP	SOW	SOL	SOGA	SOA	SO%	SA	SVS	SV%	
33	David Leggio	54	3243:16	28	24	2	2	0	142	2.63	8	6	2	10	50	0.800	1721	1579	0.917	
31	Drew MacIntyre	23	1375:03	8	12	2	1	2	73	3.19	2	0	2	7	16	0.563	725	652	0.899	
	EMPTY NET		18:05						2											
	TOTALS	76	4636:24	36	36	4	3	2	217	2.81	10	6	4	17	66	0.742	2448	2231	0.911	

* - rookie

2012-13 REGULAR SEASON PLAYER STATS

No.	Player	POS	GP	G	A	PTS	+/-	PIM	PP	PPA	SHG	SHA	GW	FG	IG	OT	UA	EN	SOG	SOA	SGW	SO%	SH	SH%
25	Mark Mancari	RW	76	22	39	61	-9	68	7	18	1	1	4	3	1	0	2	1	4	7	1	0.571	279	7.9
12	Kevin Porter	C	48	15	29	44	8	38	3	8	1	1	2	2	5	0	0	0	0	1	0	0.000	83	18.1
26	*Johan Larsson (total)	C	69	16	25	41	-2	40	6	7	1	2	4	3	1	1	1	2	4	7	3	0.571	99	16.2
	HOU	C	62	15	22	37	0	38	6	6	1	1	4	3	1	1	1	2	2	4	1	0.500	89	16.9
	RCH	C	7	1	3	4	-2	2	0	1	0	1	0	0	0	0	0	0	2	3	2	0.667	10	10.0
72	Luke Adam	C	67	15	22	37	-10	57	6	9	0	0	1	3	1	0	0	0	0	1	0	0.000	141	10.6
7	Brayden McNabb	D	62	5	31	36	-1	50	4	13	0	3	1	2	0	0	0	0	2	2	0	0.000	111	4.5
3	T.J. Brennan	D	36	14	21	35	-4	57	7	12	2	1	1	1	3	0	0	0	2	4	1	0.500	132	10.6
22	Phil Varone	C	62	11	24	35	-3	42	4	6	1	4	2	1	2	1	2	1	2	6	0	0.333	101	10.9
10	*Brian Flynn	RW	45	16	16	32	-3	18	6	6	0	2	2	5	0	0	1	1	1	3	1	0.333	99	16.2
15	Evan Rankin	RW	48	14	17	31	-10	20	5	6	0	0	1	2	4	0	0	0	0	0	0	0.000	86	16.3
71	Marcus Foligno	LW	33	10	17	27	7	38	3	6	0	0	3	0	0	1	0	0	2	4	0	0.500	77	13.0
74	Nick Tarnasky	LW	74	16	10	26	-21	138	5	1	0	0	2	4	1	0	1	0	0	1	0	0.000	114	14.0
4	Alex Biega	D	72	5	20	25	-4	59	0	0	1	0	1	0	0	0	0	0	3	4	3	0.750	101	5.0
32	Rick Schofield	C	58	7	16	23	1	12	0	0	0	1	3	3	0	0	0	0	1	3	0	0.333	89	7.9
19	Cody Hodgson	C	19	5	14	19	-3	10	2	9	1	0	1	1	1	0	0	0	1	3	1	0.333	50	10.0
20	Nick Crawford	D	53	5	14	19	-1	18	4	5	1	1	1	0	1	0	0	1	0	1	0	0.000	64	7.8
29	Maxime Legault	RW	60	11	7	18	2	26	1	0	2	1	2	2	2	0	1	0	0	0	0	0.000	88	12.5
13	*Mark Pysyk	D	57	4	14	18	8	20	0	8	0	0	0	1	0	0	0	0	0	0	0	0.000	67	6.0
28	*Zemgus Girgensons	LW	61	6	11	17	-7	28	1	2	1	0	0	2	0	0	0	0	0	0	0	0.000	91	6.6
11	Patrick Rissmiller (total)	LW	31	3	12	15	1	10	3	5	0	0	0	2	0	0	1	0	1	4	0	0.250	43	7.0
	WOR	LW	6	0	2	2	-2	2	0	0	0	0	0	0	0	0	0	0	0	1	0	0.000	7	0.0
	RCH	LW	25	3	10	13	3	8	3	5	0	0	0	2	0	0	1	0	1	3	0	0.333	36	8.3
92	*Kevin Sundher	C	38	4	9	13	-4	26	0	0	0	0	1	1	1	0	0	0	0	0	0	0.000	26	15.4
37	Matt Ellis	LW	32	7	5	12	6	6	2	1	1	0	1	2	2	0	0	1	0	0	0	0.000	75	9.3
8	Cody McCormick	C	25	6	5	11	-8	42	2	3	1	0	1	2	1	0	0	0	0	1	0	0.000	46	13.0
91	*Frederick Roy	LW	64	8	2	10	-3	62	0	0	0	0	0	3	0	0	0	1	0	0	0	0.000	56	14.3
55	Adam Pardy	D	21	2	7	9	1	22	0	1	0	1	1	0	0	0	0	0	0	0	0	0.000	20	10.0
34	*Jerome Gauthier-Leduc	D	48	3	4	7	-9	8	0	1	0	0	1	0	1	0	0	0	0	0	0	0.000	50	6.0
24	Jonathan Parker	RW	28	3	2	5	1	11	0	0	0	0	0	0	0	0	0	0	0	3	0	0.000	21	14.3
2	Joe Finley	D	36	1	4	5	3	81	0	0	0	0	0	1	0	0	0	0	0	0	0	0.000	24	4.2
14	Corey Tropp	RW	6	2	2	4	-1	7	0	0	0	0	0	1	0	0	0	0	1	1	0	1.000	10	20.0
47	Matt MacKenzie	D	30	0	4	4	-1	66	0	0	0	2	0	0	0	0	0	0	0	0	0	0.000	29	0.0
43	*Dan Catenacci	LW	2	1	2	3	3	0	0	0	0	0	1	0	0	0	0	0	0	0	0	0.000	6	16.7
17	*Colin Jacobs	C	11	1	2	3	0	0	0	0	0	0	0	0	0	0	0	0	3	4	1	0.750	9	11.1
44	Drew Schiestel	D	35	1	2	3	2	16	0	0	0	0	0	0	0	0	0	0	0	0	0	0.000	26	3.8
16	*Nick Bailen	D	9	0	3	3	-5	0	0	2	0	0	0	0	0	0	0	0	0	0	0	0.000	18	0.0
18	*Jason Beattie	D	1	0	1	1	2	5	0	0	0	0	0	0	0	0	0	0	0	0	0	0.000	2	0.0
49	*Connor Knapp	G	7	0	1	1	0	0	0	1	0	0	0	0	0	0	0	0	0	0	0	0.000	0	0.0
38	Michael Wilson (total)	D	10	0	1	1	1	10	0	0	0	0	0	0	0	0	0	0	0	0	0	0.000	10	0.0
	WOR	D	10	0	1	1	1	10	0	0	0	0	0	0	0	0	0	0	0	0	0	0.000	10	0.0
39	Matt Hackett (total)	G	46	0	1	1	0	10	0	0	0	1	0	0	0	0	0	0	0	0	0	0.000	0	0.0
	HOU	G	43	0	0	0	0	10	0	0	0	0	0	0	0	0	0	0	0	0	0	0.000	0	0.0
	RCH	G	3	0	1	1	0	0	0	0	0	1	0	0	0	0	0	0	0	0	0	0.000	0	0.0
16	Hunter Bishop	LW	1	0	0	0	0	0	0	0	0	0	0	0	0	0	0	0	0	0	0	0.000	0	0.0
5	*Corey Fienhage	D	3	0	0	0	0	0	0	0	0	0	0	0	0	0	0	0	0	0	0	0.000	1	0.0
83	Jacob Lagace	LW	4	0	0	0	-1	2	0	0	0	0	0	0	0	0	0	0	0	0	0	0.000	3	0.0
31	*Nathan Lieuwen	G	4	0	0	0	0	2	0	0	0	0	0	0	0	0	0	0	0	0	0	0.000	0	0.0
23	Shawn Szydlowski	RW	7	0	0	0	-3	4	0	0	0	0	0	0	0	0	0	0	0	1	0	0.000	5	0.0
33	David Leggio	G	64	0	0	0	0	8	0	0	0	0	0	0	0	0	0	0	0	0	0	0.000	0	0.0
	BENCH		76	10			16																10	
	TOTALS		76	234	391	615	-66	1093	65	124	13	20	33	44	26	2	8	6	23	56	10	0.411	2256	0.100

2012-13 REGULAR SEASON GOALTENDER STATS

No.	Goaltender	GP	MINS	W	L	SOL	SO	EN	GA	GAA	SOGP	SOW	SOL	SOGA	SOA	SO%	SA	SVS	SV%
33	David Leggio	64	3799:30	38	24	1	4	8	162	2.56	10	9	1	11	54	0.796	2119	1957	0.924
39	Matt Hackett (total)	46	2758:54	22	20	3	0	9	119	2.59	9	6	3	12	41	0.707	1332	1213	0.911
	HOU	43	2574:02	19	20	3	0	9	114	2.66	8	5	3	12	38	0.684	1222	1108	0.907
	RCH	3	184:52	3	0	0	0	0	5	1.62	1	1	0	0	3	1.000	110	105	0.955
31	*Nathan Lieuwen	4	204:02	1	2	0	1	0	9	2.65	0	0	0	0	0	0.000	111	102	0.919
49	*Connor Knapp	7	413:25	1	6	0	0	1	23	3.34	0	0	0	0	0	0.000	214	191	0.893
	Empty Net		30:35						9						9				
	TOTALS	76	4632:24	43	32	1	5	9	208	2.69	11	10	1	11	57	0.807	2563	2355	0.919

* - rookie

2013-14 REGULAR SEASON PLAYER STATS

No.	Player	POS	GP	G	A	PTS	+/-	PIM	PP	PPA	SHG	SHA	GW	FG	IG	OT	UA	EN	SOG	SOA	SGW	SO%	SH	SH%
22	Phil Varone	C	69	18	43	61	-1	58	1	23	0	1	5	4	0	2	3	2	2	8	1	0.250	186	9.7
19	Luke Adam	LW	59	29	20	49	-1	48	16	8	0	0	7	7	3	0	2	3	0	3	0	0.000	153	19.0
8	Nick Deslauriers (total)	LW	65	19	23	42	3	85	2	10	0	0	3	0	1	1	1	1	0	1	0	0.000	230	8.3
	MCH	LW	60	18	21	39	3	76	2	8	0	0	3	0	1	1	1	1	0	1	0	0.000	217	8.3
	RCH	LW	5	1	2	3	0	9	0	2	0	0	0	0	0	0	0	0	0	0	0	0.000	13	7.7
26	Johan Larsson	C	51	15	26	41	7	75	5	10	0	0	2	4	2	0	0	0	2	5	0	0.400	117	12.8
49	Jamie Tardif	RW	51	18	19	37	-6	28	9	9	1	0	4	4	3	0	1	1	0	4	0	0.000	154	11.7
21	Kevin Porter	C	50	19	17	36	-8	24	7	8	0	0	4	4	1	0	2	0	2	2	0	1.000	91	20.9
12	Mike Zigomanis	C	50	12	17	29	0	32	2	5	1	0	3	3	2	0	2	1	1	4	0	0.250	115	10.4
7	Brayden McNabb	D	38	7	22	29	9	45	4	15	0	0	1	1	2	0	0	0	0	1	0	0.000	84	8.3
5	*Chad Ruhwedel	D	47	4	24	28	-1	22	3	12	0	0	1	0	0	0	1	0	0	0	0	0.000	77	5.2
33	*Joel Armia	RW	54	7	20	27	-6	30	0	8	0	0	1	1	0	0	0	0	2	4	0	0.500	110	6.4
46	Brayden Irwin (total)	C	50	7	18	25	5	21	2	2	0	0	1	2	1	0	1	0	0	1	0	0.000	92	7.6
	UTI	C	5	0	0	0	-2	0	0	0	0	0	0	0	0	0	0	0	0	0	0	0.000	0	0.0
	RCH	C	45	7	18	25	7	21	2	2	0	0	1	2	1	0	1	0	0	1	0	0.000	92	7.6
18	Colton Gillies	LW	65	9	14	23	5	49	3	1	0	0	2	1	0	0	1	1	0	0	0	0.000	84	10.7
43	*Dan Catenacci	LW	76	10	10	20	-6	32	1	0	0	0	0	3	2	0	0	0	1	4	1	0.250	86	11.6
55	*Rasmus Ristolainen	D	34	6	14	20	-2	22	4	6	1	0	0	0	0	0	1	1	0	0	0	0.000	66	9.1
92	Kevin Sundher	C	60	6	14	20	-1	25	0	3	0	0	0	0	1	0	0	0	0	0	0	0.000	56	10.7
11	*Tim Schaller	LW	72	11	7	18	-7	36	2	0	0	0	1	2	2	0	0	0	0	1	0	0.000	93	11.8
20	Nick Crawford	D	63	5	13	18	5	28	3	3	0	0	0	3	1	0	0	0	0	1	0	0.000	58	8.6
91	Frederick Roy	LW	53	8	4	12	5	124	0	0	0	0	0	1	2	0	1	1	0	1	0	0.000	51	15.7
3	Mark Pysyk	D	31	1	11	12	5	28	1	4	0	0	0	0	0	0	0	0	0	0	0	0.000	37	2.7
37	Matt Ellis	LW	25	5	5	10	-7	10	3	0	0	0	0	2	1	0	0	0	1	1	1	1.000	48	10.4
34	Jerome Gauthier-Leduc	D	51	3	7	10	-15	22	1	2	0	0	1	0	1	0	0	0	0	0	0	0.000	62	4.8
47	Matt MacKenzie	D	64	2	8	10	11	84	0	0	0	0	0	0	0	0	0	0	0	0	0	0.000	54	3.7
29	Alex Hutchings	RW	51	5	3	8	-11	31	0	0	0	0	1	0	1	0	0	0	0	0	0	0.000	61	8.2
52	Alexander Sulzer	D	10	2	5	7	-2	2	1	4	0	0	0	0	2	0	0	1	0	0	0	0.000	11	18.2
4	Drew Bagnall	D	51	0	6	6	-5	88	0	0	0	0	0	0	0	0	0	0	0	0	0	0.000	51	0.0
27	Patrick Kaleta	RW	7	1	3	4	0	2	0	0	1	0	0	1	0	0	1	0	0	0	0	0.000	9	11.1
2	Nick Petrecki (total)	D	49	1	3	4	-13	82	0	0	0	0	0	0	0	0	0	0	0	0	0	0.000	67	1.5
	WOR	D	35	1	2	3	-13	54	0	0	0	0	0	0	0	0	0	0	0	0	0	0.000	55	1.8
	RCH	D	14	0	1	1	0	28	0	0	0	0	0	0	0	0	0	0	0	0	0	0.000	12	0.0
25	*Mikhail Grigorenko	C	9	0	4	4	1	0	0	2	0	0	0	0	0	0	0	0	0	1	0	0.000	16	0.0
45	Nick Tuzzolino	D	36	1	2	3	-10	43	0	1	0	0	0	0	0	0	0	0	0	0	0	0.000	33	3.0
24	Blake Kessel (total)	D	11	0	2	2	-7	4	0	1	0	0	0	0	0	0	0	0	0	0	0	0.000	8	0.0
	RFD	D	3	0	0	0	-2	0	0	0	0	0	0	0	0	0	0	0	0	0	0	0.000	1	0.0
	RCH	D	8	0	2	2	-5	4	0	1	0	0	0	0	0	0	0	0	0	0	0	0.000	7	0.0
17	*Colin Jacobs	C	24	0	2	2	-7	29	0	0	0	0	0	0	0	0	0	0	2	3	0	0.667	24	0.0
54	*Brandon MacLean	C	7	1	0	1	0	4	0	0	0	0	0	0	0	0	0	0	0	0	0	0.000	6	16.7
1	*Andrey Makarov	G	10	0	1	1	0	2	0	0	0	0	0	0	0	0	0	0	0	0	0	0.000	0	0.0
24	Jonathan Parker	RW	11	0	1	1	1	0	0	0	0	0	0	0	0	0	0	0	0	0	0	0.000	9	0.0
31	*Nathan Lieuwen	G	32	0	1	1	0	0	0	0	0	0	0	0	0	0	0	0	0	0	0	0.000	0	0.0
35	*Mark Guggenberger	G	1	0	0	0	0	0	0	0	0	0	0	0	0	0	0	0	0	0	0	0.000	0	0.0
14	*Justin Kea	C	1	0	0	0	0	0	0	0	0	0	0	0	0	0	0	0	0	0	0	0.000	0	0.0
42	*Ryan Grimshaw	D	2	0	0	0	0	0	0	0	0	0	0	0	0	0	0	0	0	0	0	0.000	1	0.0
41	*Connor Knapp	G	3	0	0	0	0	0	0	0	0	0	0	0	0	0	0	0	0	0	0	0.000	0	0.0
16	*Luka Vidmar	D	6	0	0	0	-5	6	0	0	0	0	0	0	0	0	0	0	0	0	0	0.000	3	0.0
15	*Johnny McGuire	RW	7	0	0	0	0	40	0	0	0	0	0	0	0	0	0	0	0	0	0	0.000	2	0.0
44	*Alex Lepkowski	D	8	0	0	0	0	0	0	0	0	0	0	0	0	0	0	0	0	0	0	0.000	1	0.0
30	Matt Hackett	G	33	0	0	0	0	20	0	0	0	0	0	0	0	0	0	0	0	0	0	0.000	0	0.0
	BENCH		76	3			14																3	
	TOTALS		76	216	366	579	-50	1165	68	129	4	1	34	43	27	2	16	11	13	44	3	0.295	2136	0.100

2013-14 REGULAR SEASON GOALTENDER STATS

No.	Goaltender	GP	MINS	W	L	SOL	SO	EN	GA	GAA	SOGP	SOW	SOL	SOGA	SOA	SO%	SA	SVS	SV%
35	*Mark Guggenberger	1	65:00	0	0	1	0	0	1	0.92	1	0	1	3	10	0.700	42	41	0.976
1	*Andrey Makarov	10	601:06	7	3	0	0	2	22	2.20	1	1	0	0	3	1.000	302	280	0.927
31	*Nathan Lieuwen	32	1795:48	17	11	2	2	2	70	2.34	2	0	2	4	10	0.600	900	830	0.922
30	Matt Hackett	33	1952:11	13	17	2	0	3	100	3.07	4	2	2	8	22	0.636	980	880	0.898
41	*Connor Knapp	3	178:20	0	3	0	0	0	12	4.04	0	0	0	0	0	0.000	97	85	0.876
	Empty Net		25:05						7								7		
	TOTALS	76	4617:30	37	34	5	2	7	212	2.75	8	3	5	15	45	0.667	2328	2116	0.909

* - rookie



2014-15 REGULAR SEASON PLAYER STATS

No.	Player	POS	GP	G	A	PTS	+/-	PIM	PP	PPA	SHG	SHA	GW	FG	IG	OT	UA	EN	SOG	SOA	SGW	SO%	SH	SH%	
22	Phil Varone	C	55	15	29	44	-7	22	5	10	0	1	2	2	1	0	0	0	0	1	0	0	120	12.5	
11	Tim Schaller	C	65	15	28	43	3	116	4	4	1	2	1	1	0	0	1	1	0	1	0	0	169	8.9	
26	Johan Larsson	LW	44	15	25	40	12	38	3	11	0	0	1	0	0	0	1	0	1	0	2	0	116	12.9	
25	Mikhail Grigorenko	C	43	14	22	36	-5	27	1	9	0	0	2	1	1	0	1	1	0	3	0	0	101	13.9	
5	Chad Ruhwedel	D	72	10	26	36	-6	22	8	10	0	0	3	0	1	1	0	0	0	1	0	0	167	6	
43	Dan Catenacci	RW	68	15	14	29	-7	60	2	1	0	0	3	2	1	0	2	1	0	1	0	0	99	15.2	
29	*Jake McCabe	D	57	5	24	29	-3	50	3	4	0	0	0	1	0	0	0	0	0	0	0	0	83	6	
21	Zac Dalpe	RW	44	16	12	28	-7	0	3	2	1	1	1	2	3	0	1	0	2	2	2	100	135	11.9	
46	Brayden Irwin	RW	50	14	12	26	-2	22	4	4	0	0	1	0	1	0	1	1	0	0	0	0	118	11.9	
19	Jerry D'Amigo (total)	LW	59	9	17	26	-4	47	1	2	0	1	1	0	1	0	0	1	0	0	0	0	93	9.7	
	SPR	LW	28	3	4	7	-4	26	1	1	0	0	1	0	0	0	0	0	0	0	0	0	36	8.3	
	RCH	LW	31	6	13	19	0	21	0	1	0	1	0	0	1	0	0	1	0	0	0	0	57	10.5	
33	Joel Armia	RW	33	10	15	25	3	39	2	4	2	0	1	3	1	0	2	1	0	2	0	0	78	12.8	
34	Jerome Leduc	D	76	6	19	25	-10	59	2	5	1	1	1	0	1	0	0	0	1	1	0	100	130	4.6	
28	*William Carrier	LW	63	7	14	21	1	38	0	0	0	1	0	2	0	0	0	0	0	0	0	0	80	8.8	
19	Luke Adam	C	27	8	12	20	-13	24	2	5	0	0	2	1	1	0	0	0	0	0	0	0	61	13.1	
3	Mark Pysyk	D	54	3	14	17	-2	32	0	4	0	0	0	3	0	0	1	0	0	0	0	0	76	3.9	
38	Brodie Reid (total)	RW	43	9	6	15	-10	8	2	1	0	0	3	1	1	0	1	1	0	1	0	0	71	12.7	
	STJ	RW	1	0	0	0	-2	0	0	0	0	0	0	0	0	0	0	0	0	0	0	0	1	0	0
	ADK	RW	11	3	2	5	-2	2	2	1	0	0	1	0	1	0	0	1	0	0	0	0	24	12.5	
	RCH	RW	31	6	4	10	-6	6	0	0	0	0	2	1	0	0	1	0	0	1	0	0	46	13	
15	Evan Rankin	RW	32	8	7	15	4	8	1	2	0	0	2	3	0	1	1	0	0	1	0	0	42	19	
37	Matt Ellis	LW	38	7	6	13	-6	2	3	0	0	0	0	0	0	0	0	0	0	0	0	0	65	10.8	
4	Drew Bagnall	D	41	3	9	12	1	62	0	0	0	1	0	1	0	0	0	1	0	0	0	0	31	9.7	
52	*Brady Austin	D	66	1	9	10	-16	31	0	1	1	0	1	0	0	0	0	0	0	0	0	0	88	1.1	
24	*Allan McPherson	C	44	3	5	8	-13	4	1	0	0	0	1	1	0	0	0	0	0	0	0	0	50	6	
18	*Jordan Samuels-Thomas	LW	63	3	5	8	-18	70	1	0	0	0	0	0	1	0	0	1	0	0	0	0	64	4.7	
47	Matt MacKenzie	D	47	2	4	6	-1	77	0	0	0	0	1	0	0	1	0	0	0	0	0	0	39	5.1	
92	Kevin Sundher	LW	31	1	4	5	-5	12	0	1	0	0	0	1	0	0	0	0	0	1	0	0	26	3.8	
42	*Jayden Hart	RW	11	4	0	4	-3	7	0	0	0	0	0	1	0	0	1	0	0	0	0	0	21	19	
16	Akim Aliu	RW	10	3	1	4	-2	51	0	0	0	0	1	0	0	0	0	0	0	0	0	0	13	23.1	
10	Justin Mercier	LW	16	2	2	4	-5	8	0	1	0	0	0	0	2	0	0	1	0	0	0	0	34	5.9	
55	Michael Pelech	C	10	1	3	4	4	21	0	0	0	0	0	0	0	0	0	0	0	0	0	0	5	20	
32	*Sam Reinhart	C	3	0	3	3	0	0	0	2	0	0	0	0	0	0	0	0	0	0	0	0	5	0	
14	*Justin Kea	C	26	2	0	2	-6	56	0	0	0	0	0	0	0	0	1	0	0	0	0	0	15	13.3	
17	Colin Jacobs	C	9	1	1	2	-2	19	0	0	0	0	1	0	0	0	0	0	0	0	0	0	6	16.7	
45	Nick Tuzzolino (total)	D	14	0	2	2	3	27	0	0	0	0	0	0	0	0	0	0	0	0	0	0	9	0	
	UTI	D	1	0	0	0	0	0	0	0	0	0	0	0	0	0	0	0	0	0	0	0	0	0	0
	BNG	D	10	0	1	1	2	23	0	0	0	0	0	0	0	0	0	0	0	0	0	0	8	0	
	RCH	D	3	0	1	1	1	4	0	0	0	0	0	0	0	0	0	0	0	0	0	0	1	0	
2	Nick Petrecki	D	19	0	2	2	-1	56	0	0	0	1	0	0	0	0	0	0	0	0	0	0	14	0	
16	Matt Pelech	D	39	0	2	2	-5	80	0	0	0	0	0	0	0	0	0	0	0	0	0	0	34	0	
49	Matt Tassone	C	3	1	0	1	-1	7	0	0	0	0	0	1	0	0	0	0	0	0	0	0	3	33.3	
27	*Curtis Leonard	D	1	0	1	1	0	0	0	0	0	0	0	0	0	0	0	0	0	0	0	0	1	0	
48	Cameron Burt	D	3	0	1	1	-1	2	0	1	0	0	0	0	0	0	0	0	0	0	0	0	1	0	
48	Eric Cornel	C	6	0	1	1	-2	0	0	1	0	0	0	0	0	0	0	0	0	0	0	0	13	0	
8	*Matt Garbowski	C	8	0	1	1	-3	0	0	0	0	0	0	0	0	0	0	0	0	0	0	0	10	0	
49	*Matt Prapavessis	D	10	0	1	1	-3	2	0	1	0	0	0	0	0	0	0	0	0	0	0	0	8	0	
1	*Andrey Makarov	G	39	0	1	1	0	2	0	0	0	1	0	0	0	0	0	0	0	0	0	0	0	0	0
40	*Travis Fullerton	G	1	0	0	0	0	0	0	0	0	0	0	0	0	0	0	0	0	0	0	0	0	0	0
35	*Sam Marotta	G	1	0	0	0	0	0	0	0	0	0	0	0	0	0	0	0	0	0	0	0	0	0	0
44	*Steven Shamanski	D	1	0	0	0	0	0	0	0	0	0	0	0	0	0	0	0	0	0	0	0	0	0	0
54	Brycen Martin	D	2	0	0	0	-2	0	0	0	0	0	0	0	0	0	0	0	0	0	0	0	0	0	0
40	*Pat Nagle (total)	G	5	0	0	0	0	0	0	0	0	0	0	0	0	0	0	0	0	0	0	0	0	0	0
	RCH	G	2	0	0	0	0	0	0	0	0	0	0	0	0	0	0	0	0	0	0	0	0	0	0
	GR	G	2	0	0	0	0	0	0	0	0	0	0	0	0	0	0	0	0	0	0	0	0	0	0
	UTI	G	1	0	0	0	0	0	0	0	0	0	0	0	0	0	0	0	0	0	0	0	0	0	0
35	Anthony Peters	G	7	0	0	0	0	0	0	0	0	0	0	0	0	0	0	0	0	0	0	0	0	0	0
30	Matt Hackett	G	16	0	0	0	0	2	0	0	0	0	0	0	0	0	0	0	0	0	0	0	0	0	0
31	Nathan Liewen	G	16	0	0	0	0	2	0	0	0	0	0	0	0	0	0	0	0	0	0	0	0	0	0
23	*Jack Nevins (total)	LW	45	0	0	0	-13	98	0	0	0	0	0	0	0	0	0	0	0	0	0	0	24	0	
	HAM	LW	32	0	0	0	-8	88	0	0	0	0	0	0	0	0	0	0	0	0	0	0	13	0	
	RCH	LW	13	0	0	0	-5	10	0	0	0	0	0	0	0	0	0	0	0	0	0	0	11	0	
	BENCH		76	2				18															2		
	TOTALS		76	209	353	560	-139	1189	45	84	6	10	27	27	16	4	13	10	3	17	2	0.176	2238	0.093	



RECORD BOOK

YEAR-BY-YEAR STATISTICS



2014-15 REGULAR SEASON GOALTENDER STATS

No.	Goaltender	GP	MINS	W	L	SOL	SO	EN	GA	GAA	SOGP	SOW	SOL	SOGA	SOA	SO%	SA	SVS	SV%
30	Matt Hackett	16	934:06	8	5	3	0	2	43	2.76	1	0	1	2	6	0.667	446	403	0.904
1	*Andrey Makarov	39	2209:21	16	18	3	3	6	107	2.91	1	1	0	0	4	1.000	1121	1014	0.905
40	Pat Nagle (total)	5	255:04	1	3	0	0	2	13	3.06	0	0	0	0	0	0.000	142	129	0.908
	GR	2	77:13	1	0	0	0	0	1	0.78	0	0	0	0	0	0.000	35	34	0.971
	UTI	1	58:42	0	1	0	0	1	3	3.07	0	0	0	0	0	0.000	28	25	0.893
	RCH	2	119:09	0	2	0	0	1	9	4.53	0	0	0	0	0	0.000	79	70	0.886
40	*Travis Fullerton	1	57:16	0	1	0	0	0	3	3.14	0	0	0	0	0	0.000	34	31	0.912
31	Nathan Lieuwen	16	820:30	4	9	0	0	2	45	3.29	1	1	0	0	7	1.000	385	340	0.883
35	Anthony Peters	7	397:56	1	6	0	0	3	27	4.07	0	0	0	0	0	0.000	237	210	0.886
35	*Sam Marotta	1	20:00	0	0	0	0	0	2	6.00	0	0	0	0	0	0.000	11	9	0.818
	Empty Net		55:34						14								14		
	Totals	76	4613:52	29	41	6	3	14	250	3.25	3	2	1	2	17	0.882	2327	2077	0.893

* - rookie





2015-16 REGULAR SEASON PLAYER STATS

No.	Player	POS	GP	G	A	PTS	+/-	PIM	PP	PPA	SHG	SHA	GW	FG	IG	OT	UA	EN	SOG	SOA	SGW	SO%	SH	SH%
10	Cole Schneider (total)	RW	73	21	35	56	-20	53	7	18	3	1	3	6	0	0	3	0	0	1	0	0.0	217	9.7
	BNG	RW	54	17	25	42	-8	32	5	13	3	1	3	3	0	0	3	0	0	1	0	0.0	153	11.1
	RCH	RW	19	4	10	14	-12	21	2	5	0	0	0	3	0	0	0	0	0	0	0	0.0	64	6.3
12	Eric O'Dell (total)	C	67	25	23	48	-16	49	10	7	0	0	2	5	2	0	0	0	0	0	0	0.0	137	18.2
	BNG	C	50	18	19	37	-13	41	10	5	0	0	2	2	2	0	0	0	0	0	0	0.0	100	18.0
	RCH	C	17	7	4	11	-3	8	0	2	0	0	0	3	0	0	0	0	0	0	0	0.0	37	18.9
95	* Justin Bailey	RW	70	20	25	45	-7	16	4	6	0	0	3	2	1	0	5	0	1	1	1	100.0	186	10.8
22	Phil Varone	C	44	13	19	32	-23	20	4	12	1	0	2	1	0	1	0	0	1	3	1	33.3	89	14.6
65	Matt Donovan	D	73	8	23	31	-23	61	5	12	0	0	0	2	0	0	0	0	0	0	0	0.0	119	6.7
28	William Carrier	LW	56	13	17	30	14	48	0	2	0	0	2	1	0	0	1	0	0	0	0	0.0	123	10.6
15	* Evan Rodrigues	C	72	9	21	30	-15	39	2	6	0	0	1	1	0	0	2	0	0	0	0	0.0	160	5.6
20	Jason Akeson	RW	52	8	22	30	-17	18	3	5	0	0	2	0	0	2	1	0	3	4	1	75.0	136	5.9
16	Cal O'Reilly	C	47	6	23	29	-20	6	3	9	0	1	1	3	0	1	0	0	1	2	0	50.0	81	7.4
13	* Nick Baptiste	RW	62	13	15	28	-3	30	1	4	0	0	1	2	1	0	1	2	0	0	0	0.0	92	14.1
11	Tim Schaller	C	37	12	14	26	-8	48	3	2	0	0	1	3	1	0	0	0	0	0	0	0.0	81	14.8
5	Chad Ruhwedel	D	59	10	16	26	-19	26	5	7	0	0	2	1	4	0	1	1	0	0	0	0.0	144	6.9
43	Dan Catenacci	C	50	12	12	24	-20	39	4	1	0	0	4	2	0	0	0	1	0	0	0	0.0	92	13.0
19	Jerry D'Amigo	LW	59	12	12	24	-8	42	1	0	0	0	2	1	2	0	0	2	0	0	0	0.0	93	12.9
39	* Jean Dupuy	LW	74	8	13	21	8	63	0	0	0	0	3	0	0	1	4	0	0	0	0	0.0	80	10.0
47	Colby Robak	D	73	5	15	20	-17	50	2	7	0	0	0	1	1	0	0	1	0	0	0	0.0	95	5.3
34	Jerome Leduc	D	54	7	9	16	-20	28	5	2	0	0	1	2	0	0	0	0	0	0	0	0.0	91	7.7
25	Bobby Sanguinetti	D	40	7	8	15	-5	22	2	4	0	0	3	1	0	1	0	0	0	0	0	0.0	73	9.6
37	Matt Ellis	LW	58	6	6	12	-12	6	1	1	0	0	0	1	1	0	1	1	0	0	0	0.0	95	6.3
57	Brady Austin	D	72	2	9	11	-2	37	0	0	0	0	0	0	0	0	0	0	0	0	0	0.0	106	1.9
26	Alex Guptill (total)	LW	23	3	6	9	1	32	0	1	0	0	0	0	1	0	0	1	0	0	0	0.0	46	6.5
	BNG	LW	3	0	1	1	-2	4	0	0	0	0	0	0	0	0	0	0	0	0	0	0.0	6	0.0
	RCH	LW	20	3	5	8	3	28	0	1	0	0	0	0	1	0	0	1	0	0	0	0.0	40	7.5
4	Michael Sdao (total)	D	29	0	6	6	-4	53	0	0	0	0	0	0	0	0	0	0	0	0	0	0.0	30	0.0
	BNG	D	17	0	2	2	4	23	0	0	0	0	0	0	0	0	0	0	0	0	0	0.0	14	0.0
	RCH	D	12	0	4	4	-8	30	0	0	0	0	0	0	0	0	0	0	0	0	0	0.0	16	0.0
3	Joey Mormina (total)	D	50	0	6	6	-2	60	0	0	0	0	0	0	0	0	0	0	0	0	0	0.0	48	0.0
	SYR	D	30	0	3	3	-1	24	0	0	0	0	0	0	0	0	0	0	0	0	0	0.0	23	0.0
	RCH	D	20	0	3	3	-1	36	0	0	0	0	0	0	0	0	0	0	0	0	0	0.0	25	0.0
18	Jack Nevins	LW	59	4	0	4	-16	101	0	0	0	0	1	1	1	0	0	0	0	0	0	0.0	40	10.0
45	* Brendan Guhle	D	6	1	3	4	0	0	0	1	0	0	0	0	0	0	0	0	0	0	0	0.0	11	9.1
36	Patrick Kaleta	RW	26	1	2	3	-3	33	0	0	0	0	1	0	0	0	0	0	0	0	0	0.0	16	6.3
27	Spiro Goulakos	D	10	1	1	2	2	4	0	0	0	0	0	0	1	0	1	0	0	0	0	0.0	5	20.0
49	* Matt Prapavessis	D	25	1	1	2	-1	12	0	0	0	0	0	1	0	0	0	0	0	0	0	0.0	16	6.3
52	Collin Bowman	D	12	0	2	2	0	8	0	0	0	0	0	0	0	0	0	0	0	0	0	0.0	19	0.0
23	* Stu Wilson	C	3	1	0	1	-1	0	0	0	0	0	1	1	0	0	0	0	0	0	0	0.0	3	33.3
29	* Giorgio Estephan	C	6	1	0	1	-1	0	1	0	0	0	0	0	1	0	0	0	0	0	0	0.0	17	5.9
24	Allan McPherson	C	16	1	0	1	-6	10	0	0	0	0	0	0	1	0	0	0	0	0	0	0.0	15	6.7
3	Mark Pysyk	D	3	0	1	1	0	2	0	1	0	0	0	0	0	0	0	0	0	0	0	0.0	1	0.0
20	* Eric Cornel	RW	6	0	1	1	-2	2	0	0	0	0	0	0	0	0	0	0	0	0	0	0.0	7	0.0
8	*Matt Garbowsky	C	16	0	1	1	-2	0	0	0	0	0	0	0	0	0	0	0	0	0	0	0.0	10	0.0
31	Nathan Liewen	G	28	0	1	1	0	2	0	0	0	0	0	0	0	0	0	0	0	0	0	0.0	0	0.0
14	Justin Kea	C	32	0	1	1	-5	53	0	0	0	0	0	0	0	0	0	0	0	0	0	0.0	13	0.0
2	*Josh Chapman	D	1	0	0	0	1	4	0	0	0	0	0	0	0	0	0	0	0	0	0	0.0	0	0.0
29	Jake McCabe	D	1	0	0	0	0	0	0	0	0	0	0	0	0	0	0	0	0	0	0	0.0	0	0.0
17	Colin Jacobs	C	2	0	0	0	-1	0	0	0	0	0	0	0	0	0	0	0	0	0	0	0.0	1	0.0
7	Cason Hohmann	RW	3	0	0	0	-2	0	0	0	0	0	0	0	0	0	0	0	0	0	0	0.0	3	0.0
40	Robin Lehner	G	3	0	0	0	0	0	0	0	0	0	0	0	0	0	0	0	0	0	0	0.0	0	0.0
1	Andrey Makarov	G	22	0	0	0	0	2	0	0	0	0	0	0	0	0	0	0	0	0	0	0.0	0	0.0
30	* Linus Ullmark	G	28	0	0	0	0	0	0	0	0	0	0	0	0	0	0	0	0	0	0	0.0	0	0.0
	BENCH		76	3				16														0.0	3	
	TOTALS		76	199	319	515	-255	971	48	90	1	1	31	33	16	6	17	9	6	10	3	60.0	2298	0.085

2015-16 REGULAR SEASON GOALTENDER STATS

No.	Goaltender	GP	MINS	W	L	SOL	SO	EN	GA	GAA	SOGP	SOW	SOL	SOGA	SOA	SO%	SA	SVS	SV%
1	Andrey Makarov	22	1210:38	9	9	2	1	3	57	2.82	3	2	1	2	7	0.714	676	619	0.916
31	Nathan Liewen	28	1589:40	14	11	2	2	3	77	2.91	1	1	0	1	2	0.500	842	765	0.909
40	Robin Lehner	3	178:33	1	2	0	0	0	10	3.36	0	0	0	0	0	0.000	89	79	0.888
30	* Linus Ullmark	28	1581:41	10	16	0	0	8	90	3.41	0	0	0	0	0	0.000	921	831	0.902
	Empty Net		35:21						14								14		
	Totals	76	4595:53	34	38	4	3												



RECORD BOOK

SEASON OPENING RESULTS



SEASON OPENING GAME RESULTS

Year	Season Opener	Home Opener	Year	Season Opener	Home Opener
1956-57	3-6 @ Cleveland	2-2 -Cleveland (OT)	1986-87	5-4 @ Baltimore (SO)	5-1 -Binghamton
1957-58	5-4 @ Buffalo	2-4 -Hershey	1987-88	2-4 @ Maine	5-3 -Newmarket
1958-59	2-3 @ Buffalo (OT)	8-3 -Cleveland	1988-89	3-7 vs. Hershey	3-7 -Hershey
1959-60	2-0 vs. Quebec	2-0 -Quebec	1989-90	6-5 vs. Utica (OT)	6-5 -Utica
1960-61	4-6 @ Buffalo (OT)	7-1 -Buffalo	1990-91	3-5 vs. Newmarket	3-5 -Newmarket
1961-62	3-2 vs. Buffalo (OT)	3-2 -Buffalo	1991-92	2-5 vs. Adirondack	2-5 -Adirondack
1962-63	6-1 vs. Cleveland	6-1 -Cleveland	1992-93	7-3 @ Hamilton	5-6 -Utica
1963-64	9-1 vs. Baltimore	9-1 -Baltimore	1993-94	2-6 vs. Albany	2-6 -Albany
1964-65	2-3 @ Buffalo	5-2 -Cleveland	1994-95	5-1 vs. Adirondack	5-1 -Adirondack
1965-66	2-3 @ Providence (OT)	3-6 -Quebec	1995-96	4-5 @ Cape Breton	4-2 -Cornwall
1966-67	1-3 @ Pittsburgh	5-2 -Hershey	1996-97	3-2 @ Providence	4-1 -Binghamton
1967-68	5-4 @ Buffalo	5-1 -Baltimore	1997-98	2-1 @ Albany	3-2 -Syracuse (@ Buffalo)
1968-69	4-1 vs. Quebec	4-1 -Quebec	1998-99	1-2 @ Adirondack	7-2 -Hershey
1969-70	2-2 vs. Montreal	2-2 -Montreal	1999-00	6-2 vs. Springfield	6-2 -Springfield
1970-71	3-5 @ Baltimore	4-3 -Montreal	2000-01	3-0 vs. Albany	3-0 -Albany
1971-72	3-6 @ Cincinnati	4-0 -Baltimore	2001-02	0-3 vs. Bridgeport	0-3 -Bridgeport
1972-73	3-7 vs. Providence	3-7 -Providence	2002-03	2-2 vs. Albany	2-2 vs. Albany
1973-74	3-3 @ Boston	4-9 -Providence	2003-04	2-1 vs. Hamilton	2-1 vs. Hamilton
1974-75	4-4 vs. Richmond	4-4 -Richmond	2004-05	2-7 vs. Manitoba	2-7 vs. Manitoba
1975-76	6-3 vs. Nova Scotia	6-3 -Nova Scotia	2005-06	8-5 vs. Toronto	8-5 vs. Toronto
1976-77	3-3 vs. Nova Scotia	3-3 -Nova Scotia	2006-07	6-0 vs. Albany	6-0 vs. Albany
1977-78	4-2 vs. Nova Scotia	4-2 -Nova Scotia	2007-08	6-4 vs. Syracuse	6-4 vs. Syracuse
1978-79	7-6 vs. Nova Scotia (OT)	7-6 -Nova Scotia (OT)	2008-09	3-4 vs. Syracuse	3-4 vs. Syracuse
1979-80	5-3 @ New Haven	3-4 -Adirondack {OT}	2009-10	2-3 vs. Lake Erie (OT)	2-3 vs. Lake Erie (OT)
1980-81	4-4 @ New Haven	4-4 -New Haven	2010-11	4-2 @ Toronto	3-4 vs. Hershey
1981-82	2-2 @ New Brunswick	8-3 -Erie	2011-12	2-5 @ Hamilton	1-5 vs. Wilkes-Barre/Scranton
1982-83	2-4 vs. Baltimore	2-4 -Baltimore	2012-13	6-5 vs. Syracuse (SO)	6-5 vs. Syracuse (SO)
1983-84	8-2 vs. New Haven	8-2 -New Haven	2013-14	1-8 vs. Grand Rapids	1-8 vs. Grand Rapids
1984-85	6-5 @ Binghamton (OT)	3-2 -New Haven	2014-15	6-1 vs. Adirondack	6-1 vs. Adirondack
1985-86	4-3 vs. Binghamton	4-3 -Binghamton	2015-16	6-3 vs. Lake Erie	6-3 vs. Lake Erie

Record 30-23-7
Goals 227-206

36-18-6
250-190



RECORD BOOK

ALL-TIME ATTENDANCE FIGURES



SEASON ATTENDANCE FIGURES FROM 1956-2016

Season	Total Attendance	Average Attendance	League Average	Rank
56-57	177,205	5,358	NA	NA
57-58	136,841	3,910	NA	NA
58-59	139,162	3,976	NA	NA
59-60	144,000	4,000	NA	NA
60-61	110,000	3,056	NA	NA
61-62	109,000	3,114	NA	NA
62-63	119,505	3,320	4,747	9
63-64	120,081	3,336	4,824	8
64-65	153,401	4,261	4,376	4
65-66	189,250	5,257	4,433	3
66-67	178,077	4,947	4,447	3
67-68	195,688	5,436	4,873	3
68-69	158,146	4,274	4,439	4
69-70	141,381	3,927	4,440	6
70-71	146,074	4,058	4,621	6
71-72	138,888	3,655	5,100	9
72-73	197,151	5,188	4,143	3
73-74	201,428	5,301	3,364	1
74-75	209,371	5,510	4,439	2
75-76	180,899	4,761	3,747	2
76-77	172,722	4,318	3,677	3
77-78	186,120	4,653	3,871	1
78-79	141,923	3,548	3,813	6
79-80	166,936	4,173	3,860	4
80-81	165,307	4,132	3,920	4
81-82	197,345	4,933	3,847	3
82-83	218,720	5,468	3,717	1
83-84	220,866	5,522	3,528	1
84-85	255,585	6,390	3,558	1
85-86	243,142	6,079	3,366	1
86-87	242,112	6,052	3,527	1
87-88	254,601	6,365	3,541	1
88-89	255,776	6,394	3,879	1
89-90	260,277	6,507	4,029	1
90-91	255,470	6,387	3,853	1
91-92	242,820	6,070	3,789	1
92-93	222,920	5,573	4,030	3
93-94	225,264	5,632	4,312	4
94-95	244,156	6,104	4,942	4
95-96	243,663	6,091	4,763	5
96-97	231,472	5,787	5,282	7
97-98	253,659	6,341	5,650	6
98-99	336,284	8,407	5,460	2
99-00	337,199	8,430	6,107	2
00-01	341,169	8,529	5,473	2
01-02	307,299	7,682	5,895	6
02-03	265,619	6,640	5,679	9
03-04	297,020	7,425	5,594	6
04-05	337,894	8,447	5,960	5
05-06	279,539	6,988	5,921	7
06-07	293,545	7,338	5,472	6
07-08	273,404	6,835	5,270	6
08-09	163,188	4,080	5,114	20
09-10	169,459	4,236	5,099	17
10-11	154,890	3,872	5,379	25
11-12	212,605	5,595	5,638	13
12-13	239,914	6,314	5,711	10
13-14	205,669	5,412	5,402	15
14-15	234,276	6,165	5,508	8
15-16	230,550	6,067	5,982	13

AMERKS ATTENDANCE

- Total Attendance for 60 years:
12,690,927 (2,315 home games)
- Average per season: 211,515
- Seating capacity at the renovated Blue Cross Arena expanded from 7,650 to 11,200 for the 1998-99 season.
- Blue Cross Arena single game high:
11,200 - 4/7/00 vs. Hartford;
3/30/01 vs. Springfield; 4/01/05 vs. Cleveland
- Largest crowd to see an Amerks' home game (First Niagara Center):
19,070 - 12/28/12 vs. Lake Erie
- Second-largest crowd to see an Amerks' home game (HSBC Arena):
17,898 - 12/28/04 vs. Edmonton
- Attendance for the Amerks' first-ever outdoor game (Frontier Field):
11,015 (standing room-only) -
12/13/13 vs. Lake Erie





GAMES PLAYED

Ranking	Player	Games Played
1	JODY GAGE	653
2	DICK GAMBLE	569
3	NORM ARMSTRONG	566
4	CHRIS TAYLOR	519
5	DARRYL SLY	517
6	STAN SMRKE	513
7	SCOTT METCALFE	499
8	BRONCO HORVATH	473
9	GERRY EHMAN	465
10	DAN FRAWLEY	456
11	LES DUFF	399
12	DON CHERRY	390
13	RANDY CUNNEYWORTH	377
14	DOUG JANIK	376
15	NORM MILLEY	367
16	JIM JACKSON	360
17	GEORDIE ROBERTSON	359
18	DAVE FENYVES	358
19	DEAN MELANSON	353
20	DON McSWEEN	348

GOALS

Ranking	Player	Goals
1	JODY GAGE	351
2	DICK GAMBLE	300
3	GERRY EHMAN	237
4	BRONCO HORVATH	199
5	STAN SMRKE	197
6	NORM ARMSTRONG	166
7	GEORDIE ROBERTSON	164
8	MAL DAVIS	155
9	BOB MONGRAIN	153
10	CHRIS TAYLOR	142
11	SCOTT METCALFE	137
12	BARRY MERRELL	134
	JIM PAPPIN	134
14	RON GARWASIUK	130
15	GORDIE CLARK	123
16	CRAIG CHARRON	121
17	CLAUDE VERRET	111
18	KEN PRIESTLAY	102
19	RANDY CUNNEYWORTH	101
20	STEVE LANGDON	97

PENALTY MINUTES

Ranking	Player	Penalty Minutes
1	SCOTT METCALFE	1,424
2	JIM HOFFORD	1,212
3	DAN FRAWLEY	1,060
4	SEAN McMORROW	1,015
5	NORM ARMSTRONG	983
6	DEAN MELANSON	850
7	SCOTT NICHOL	813
8	ROB RAY	796
9	RUMUN NDUR	795
10	CHRIS LANGEVIN	750
11	ANDREW PETERS	733
12	DOUG JANIK	686
13	KEVIN KERR	680
14	DOUG HOUDA	669
15	BRAD RUBACHUK	665
16	RON GARWASIUK	653
17	BRAD MILLER	642
18	SEAN O'DONNELL	637
19	RAY MALUTA	608
20	LOU CRAWFORD	589

POINTS

Ranking	Player	Points
1	JODY GAGE	728
2	DICK GAMBLE	565
3	BRONCO HORVATH	542
4	GERRY EHMAN	520
5	CHRIS TAYLOR	481
6	STAN SMRKE	436
7	GEORDIE ROBERTSON	395
8	NORM ARMSTRONG	391
9	SCOTT METCALFE	349
10	BOB MONGRAIN	339
11	BARRY MERRELL	321
12	CRAIG CHARRON	311
13	RON GARWASIUK	308
14	GORDIE CLARK	302
15	JIM JACKSON	298
16	MAL DAVIS	287
17	TODD SIMON	268
18	CLAUDE VERRET	259
19	JIM PAPPIN	258

ASSISTS

Ranking	Player	Assists
1	JODY GAGE	377
2	BRONCO HORVATH	343
3	CHRIS TAYLOR	339
4	GERRY EHMAN	283
5	DICK GAMBLE	265
6	STAN SMRKE	239
7	GEORDIE ROBERTSON	231
8	NORM ARMSTRONG	225
9	SCOTT METCALFE	211
10	JIM JACKSON	205
11	CRAIG CHARRON	190
12	BARRY MERRELL	187
13	BOB MONGRAIN	186
14	TODD SIMON	183
15	GORDIE CLARK	179
16	RON GARWASIUK	178
17	DOMINIC PITTIS	171
18	DON McSWEEN	170
19	STEVE KRAFTCHECK	156
	PHIL VARONE	156

GOALTENDING WINS

Ranking	Player	Goaltending Wins
1	BOBBY PERREAULT	108
2	GERRY CHEEVERS	101
3	JACQUES CLOUTIER	96
4	RYAN MILLER	92
5	DARCY WAKALUK	81

COACHING WINS

Ranking	Player	Coaching Wins
1	RANDY CUNNEYWORTH	340
2	JOHN VanBOXMEER	337
3	JOE CROZIER	260
4	BRIAN McCUTCHEON	128
5	MIKE KEENAN	116





RECORD BOOK

SINGLE-SEASON TEAM RECORDS



SINGLE-SEASON TEAM RECORD

Category	Years	Record
MOST POINTS:	2004-05 (51-19-4-6)	112
MOST WINS:	1998-99	52
MOST LOSSES:	2007-08	52
MOST TIES (no overtime):	1969-70	16
MOST TIES:	1993-94, 2001-02	15
MOST HOME POINTS:	1987-88 (30-6-4)	64
MOST HOME WINS:	1987-88	30
MOST HOME LOSSES:	2010-11	22
MOST HOME TIES:	1969-70, 2002-03	9
MOST ROAD POINTS:	1998-99 (25-10-4-1)	55
MOST ROAD WINS:	1998-99	25
MOST ROAD LOSSES:	1962-63	30
MOST ROAD TIES:	2001-02	9
FEWEST POINTS:	1969-70 (18-38-16)	52
FEWEST WINS:	1969-70	18
FEWEST LOSSES:	1964-65, 1965-66, 1973-74	21
FEWEST TIES (no overtime):	1967-68	9
FEWEST TIES:	1963-64, 1983-84	2
FEWEST HOME POINTS:	2010-11 (14-22-4)	34
FEWEST HOME WINS:	1969-70, 2010-11 (14-22-4)	14
FEWEST HOME LOSSES:	1965-66	4
FEWEST HOME TIES:	1959-60, 1964-65	0
FEWEST ROAD POINTS:	1962-63 (4-30-2)	10
FEWEST ROAD WINS:	1962-63, 1969-70	4
FEWEST ROAD LOSSES:	1998-99	11
FEWEST ROAD TIES:	1956-57, 1963-64, 1983-84	1*
MOST SHOOTOUT WINS:	2012-13	10
MOST SHOOTOUT LOSSES:	2008-09	8
FEWEST SHOOTOUT LOSSES:	2009-10, 2012-13, 2014-15, 2015-16	1
MOST SCORING POINTS:	1982-83	1,043

SINGLE-SEASON TEAM RECORD continued

Category	Years	Record
MOST GOALS SCORED:	1982-83	389
MOST ASSISTS:	1982-83	654
MOST POWER-PLAY GOALS:	1992-93	109
MOST SHORTHANDED GOALS:	1982-83, 1988-89, 1989-90	19
MOST HOME GOALS:	1982-83	220
FEWEST GOALS SCORED:	2008-09	184
MOST PENALTY MINUTES:	1995-96	2,588
FEWEST PENALTY MINUTES:	1966-67	693
MOST GOALS SCORED AGAINST:	1978-79	349
FEWEST GOALS SCORED AGAINST:	1998-99	176*
FEWEST ROAD GOALS AGAINST:	1998-99	86*
MOST FORTY GOAL SCORERS:	1974-75, 1982-83, 1989-90	3
MOST THIRTY GOAL SCORERS:	1964-65, 1981-82, 1982-83	5
MOST TWENTY GOAL SCORERS:	1973-74, 1977-78, 1982-83	8
MOST SHUTOUTS:	2004-05 (Ryan Miller - 8, Tom Askey - 1)	9
LONGEST WINNING STREAK:	Oct. 11-Nov. 2, 1984 April 14-May 19, 1996 Oct. 12-Nov. 10, 2009	11
LONGEST HOME WIN STREAK:	Dec. 17, 2004-Mar. 4, 2005	17
LONGEST UNBEATEN STREAK:	1965-66 (13-0-1) Oct. 24-Dec. 4, 1965 1999-2000 (12-0-2) Feb. 6-Mar. 10, 2000	14
LONGEST LOSING STREAK:	Feb. 6-Feb. 21, 1981 Oct. 2-Oct. 29, 1988 Dec. 1-Dec. 26, 2007	10
LONGEST WINLESS STREAK:	Mar. 20-Apr. 5, 1970 (0-10-4)	14

*AHL Record



TEAM GAME RECORD

Category	Game	Record
MOST GOALS:	vs. Cleveland Nov. 24, 1966	14
MOST GOALS ON ROAD:	vs. Springfield April 1, 1972	10
	vs. Fredericton Nov. 24, 1981	
	vs. Maine Dec. 29, 1982	
MOST ASSISTS:	vs. St. Catharines April 7, 1985	25
MOST POINTS:	vs. St. Catharines April 7, 1985	38
MOST TOTAL GOALS:	Rochester 14 - Cleveland 6 Nov. 24, 1966	20
GREATEST WINNING MARGIN:	Rochester 13 - New Haven 1 Jan. 17, 1975	12
GREATEST LOSING MARGIN:	Rochester 3 - Providence 15 Feb. 13, 1972	12
	Rochester 1 - Nova Scotia 13 Feb. 15, 1980	
	Rochester 0 - Baltimore 12 Nov. 23, 1984	
SCORELESS TIES:	vs. Buffalo, Nov. 7, 1964 vs. Pittsburgh, Mar. 31, 1967 vs. Baltimore, Feb. 26, 1971 vs. Richmond, Feb. 11, 1972 vs. Virginia, Jan. 27, 1974 at Halifax, Nov. 20, 1991 vs. Adirondack, Nov. 10, 1997	

SEASON TEAM RECORD

Category	Game	Record
DIVISION CHAMPIONSHIPS:	1964-65, 1965-66, 1967-68 1973-74, 1977-78, 1982-83 1986-87, 1989-90, 1990-91 1996-97, 1998-99, 1999-2000, 2000-01, 2004-05	14
OVERALL REGULAR SEASON POINT CHAMPIONSHIP:	1964-65, 1967-68, 1973-74 1982-83, 1990-91, 2004-05	6
CALDER CUP CHAMPIONSHIPS:	1964-65, 1965-66, 1967-68 1982-83, 1986-87, 1995-96	6



RECORD BOOK

SINGLE-SEASON INDIVIDUAL RECORDS

SINGLE-SEASON INDIVIDUAL RECORD

Category	Player	Record	Year
MOST GOALS:	Paul Gardner	61	(1985-86)
MOST ASSISTS:	Geordie Robertson	73	(1982-83)
MOST POINTS:	Geordie Robertson	119	(1982-83)
MOST PENALTY MINUTES:	Rob Ray	446	(1988-89)
MOST GOALS BY CENTER:	Paul Gardner	61	(1985-86)
MOST ASSISTS BY CENTER:	Geordie Robertson	73	(1982-83)
MOST POINTS BY CENTER:	Geordie Robertson	119	(1982-83)
MOST GOALS BY RIGHT WING:	Jody Gage	60	(1987-88)
MOST ASSISTS BY RIGHT WING:	Ed Litzenberger	61	(1964-65)
MOST POINTS BY RIGHT WING:	Jody Gage	104	(1987-88)
MOST GOALS BY LEFT WING:	Murray Kuntz	51	(1973-74)
MOST ASSISTS BY LEFT WING:	Stan Smrke	59	(1964-65)
MOST POINTS BY LEFT WING:	Dick Gamble	98	(1965-66)
	Mike Donnelly	98	(1989-90)
MOST GOALS BY DEFENSEMAN:	Rick Pagnutti	18	(1972-73)
MOST ASSISTS BY DEFENSEMAN:	Bob Hess	58	(1980-81)
MOST POINTS BY DEFENSEMAN:	Bob Hess	75	(1980-81)
MOST GOALS BY GOALTENDER:	Darcy Wakaluk	1	(1987-88)*
	Robb Stauber	1	(1995-96)
MOST ASSISTS BY GOALTENDER:	Darcy Wakaluk	7	(1989-90)*
MOST POINTS BY GOALTENDER:	Darcy Wakaluk	7	(1989-90)*
	David Littman	7	(1990-91)

SINGLE-SEASON INDIVIDUAL RECORD

Category	Player	Record	Year
MOST PIMs BY CENTER:	Brad Rubachuk	246	(1993-94)
MOST PIMs BY RIGHT WING:	Kevin Kerr	352	(1987-88)
MOST PIMs BY LEFT WING:	Rob Ray	446	(1988-89)
MOST PIMs BY DEFENSEMAN:	Jim HOFFORD	322	(1987-88)
MOST PIMs BY GOALTENDER:	Jim Pettie	55	(1976-77)
MOST GOALS BY A ROOKIE:	Thomas Vanek	42	(2004-05)
	Donald Audette	42	(1989-90)
MOST ASSISTS BY A ROOKIE:	Todd Simon	66	(1992-93)
MOST POINTS BY A ROOKIE:	Peter Ciavaglia	98	(1991-92)
MOST PIMs BY A ROOKIE:	Rob Ray	446	(1988-89)
MOST POWER-PLAY GOALS:	Thomas Vanek	25	(2004-05)
	Paul Gardner	25	(1985-86)
MOST SHORT-HANDED GOALS:	Gary McAdam	11	(1982-83)*
MOST GAME-WINNING GOALS:	Dean Sylvester	10	(1998-99)
MOST UNASSISTED GOALS:	Paul O'Neil	9	(1975-76)
LONGEST POINT STREAK:	Peter Ciavaglia	25 games	(1992-93)
	(22+26=48)		
HIGHEST SHOOTING PERCENTAGE:	Dane Jackson	27.0	(1995-96)*

*AHL Record





RECORD BOOK

20-GOAL SCORERS

AMERKS 20 - GOAL SCORERS

1956-57

Bronco Horvath	37
Eddie Mazur	24
Paul Mashick	24
Gordie Hannigan	21
Ab McDonald	21
Earl Balfour	21

1957-58

Ab McDonald	30
Earl Balfour	27
Eddie Mazur	22
Stan Smrke	20
Skippy Burchell	20

1958-59

Bill Hicke	41
Gary Aldcorn	37
Cecil Hoekstra	26
Rudy Migay	24
Guy Rousseau	20

1959-60

Stan Smrke	40
Bob Nevin	32
Pat Hannigan	29
Hank Ciesla	27
Dave Creighton	25
Dick Van Impe	25
Bill Saunders	24

1960-61

Gerry Ehman	32
Hank Ciesla	30
Dave Creighton	30
Guy Rousseau	26
Duke Edmondson	25
Wally Boyer	24
Dick Van Impe	21

1961-62

Dick Gamble	39
Gerry Ehman	29
Jim Pappin	28
Bruce Draper	25
Wally Boyer	20

1962-63

Dick Gamble	35
Jim Pappin	34
Gerry Ehman	30
Gene Ubriaco	22
Stan Smrke	22
John MacMillan	22

1963-64

Gerry Ehman	36
Dick Gamble	34
Bronco Horvath	25
Stan Smrke	23
Wally Boyer	20

1964-65

Dick Gamble	48
Bronco Horvath	38
Gerry Ehman	38
Stan Smrke	33
Norm Armstrong	32
Ed Litzenberger	25
Wally Boyer	20

1965-66

Dick Gamble	47
Gerry Ehman	39
Jim Pappin	36
Mike Walton	35
Bronco Horvath	27

1966-67

Dick Gamble	46
Gerry Ehman	33
Ed Joyal	32
Stan Smrke	31
Bronco Horvath	29
Don Blackburn	20

1967-68

Bob Barlow	43
Bryan Hextall	24
Bob Cook	22
Dick Gamble	20

1968-69

Ron Ward	35
Tom McCarthy	31
Dick Gamble	30
Norm Armstrong	29

1969-70

Norm Armstrong	30
John Goffon	27
Bob Cook	26
Rene Robert	23
Jack Stanfield	21

1970-71

Duke Harris	29
Ralph Stewart	27
Don Blackburn	25
Ron Ward	23
Bob Cook	22

1971-72

Duke Harris	27
Bob Walton	25
Doug Brindley	20

1972-73

Barry Merrell	32
Bob Kelly	27
Gene Sobchuk	22

1973-74

Murray Kuntz	51
Barry Merrell	28
Bob Ellett	26
Gary Bredin	26
Art Stratton	24
Ron Dussiaume	23
Ross Butler	21
Larry McKillop	21



AMERKS 20 - GOAL SCORERS

1974-75

Doug Gibson	44
Barry Merrell	44
Dave Hynes	42
Ron Garwasiuk	36
Gordie Clark	22

1975-76

Dave Hynes	37
Paul O'Neil	35
Gordie Clark	30
Barry Merrell	28
Rene Drolet	23

1976-77

Doug Gibson	41
Gordie Clark	34
Ron Garwasiuk	32
Rick Adduono	29
Rene Drolet	28
Mike Byers	25
Jim Jones	24

1977-78

Rick Adduono	38
Gordie Clark	37
Steve Langdon	30
Ron Garwasiuk	29
Earl Anderson	26
Rene Drolet	24
Sean Shanahan	20
Brian McGregor	20

1978-79

Bill Bennett	33
Brian McGregor	25
Steve Langdon	25
Steve West	24
Barry Smith	23
Tom Songin	21
Daryl Drader	20

1979-80

Chris Halyk	28
Geordie Robertson	26
Bob Mongrain	25
Paul Crowley	24
Joe Kowal	20

1980-81

Ron Carter	31
Jean-Francois Sauve	29
Paul Crowley	24
Bob Mongrain	21
Peter Horachek	20

1981-82

Bob Mongrain	37
Chris Halyk	36
Kai Suikkanen	34
Mal Davis	32
Gilles Hamel	31
Dave Gorman	26

1982-83

Geordie Robertson	46
Mal Davis	43
Gary McAdam	40
Kai Suikkanen	33
Jean-Francois Sauve	30
Bob Mongrain	29
Yvon Lambert	26
Randy Cunneyworth	23

1983-84

Mal Davis	55
Bob Mongrain	41
Claude Verrett	39
Geordie Robertson	37
Yvon Lambert	27
Warren Harper	25

1984-85

Claude Verret	40
Randy Cunneyworth	30
Warren Harper	29
Ted Nolan	28
Geordie Robertson	27
Gates Orlando	26
Gary Burns	22

1985-86

Paul Gardner	61
Jody Gage	42
Doug Trapp	21
Mal Davis	21

1986-87

Bob Logan	30
Don Lever	29
Doug Trapp	27
Jody Gage	26
Gates Orlando	22

1987-88

Jody Gage	60
Ken Priestlay	27
Benoit Hogue	24
Jim Jackson	23
Bob Logan	23

1988-89

Ken Priestlay	56
Mike Donnelly	32
Jody Gage	31
Scott Metcalfe	20
Kevin Kerr	20

1989-90

Jody Gage	45
Mike Donnelly	43
Donald Audette	42
Francois Guay	28
Steve Ludzik	25
Darrin Shannon	20

1990-91

Jody Gage	42
Don Biggs	31
Scott McCrory	27
Darrin Shannon	26
Joel Savage	25
Francois Guay	24
Steve Ludzik	22

1991-92

Jody Gage	40
Peter Ciavaglia	37
Dan Frawley	28
Jiri Sejba	27
Jason Winch	23





RECORD BOOK

20-GOAL SCORERS



AMERKS 20 - GOAL SCORERS

1992-93

Jody Gage	40
Peter Ciavaglia	35
Scott Thomas	32
Todd Simon	27
Jozef Cierny	27
Doug MacDonald	25
Jason Young	20

1993-94

Todd Simon	33
Viktor Gordiouk	28
Doug MacDonald	25
Jason Dawe	22

1994-95

Viktor Gordiouk	31
Jason Dawe	27
Todd Simon	25
Matthew Barnaby	21
Doug MacDonald	21
Scott Thomas	21

1995-96

Craig Charron	43
Dixon Ward	38
Dane Jackson	27
Barrie Moore	26
Rob Conn	22
Scott Metcalfe	21

1996-97

Terry Yake	34
Scott Metcalfe	32
Craig Charron	24
Dane Jackson	24
Vaclav Varada	23
Scott Nichol	22
Curtis Brown	22

1997-98

Vaclav Varada	30
Craig Charron	25

1998-99

Domenic Pittis	38
Dean Sylvester	35
Mike Harder	31
Craig Fisher	29
Matt Davidson	26

1999-00

Denis Hamel	30
Jeremy Adduono	23
Jason Cipolla	23
Chris Taylor	21
Darren VanOene	20

2000-01

Jeremy Adduono	24
Francois Methot	22
Norm Milley	20
Joe Murphy	20
Chris Taylor	20

2001-02

Christian Matte	22
Chris Taylor	21
Norm Milley	20

2002-03

Jason Botterill	37
Denis Hamel	27

2003-04

Jason Pominville	34
Domenic Pittis	20

2004-05

Thomas Vanek	42
Jason Pominville	30
Chris Taylor	21

2005-06

Chris Thorburn	23
Clarke MacArthur	21

2006-07

Michael Ryan	28
Mark Mancari	23
Drew Stafford	22
Clarke MacArthur	21

2007-08

Mark Mancari	21
Stefan Meyer	21
Dylan Hunter	20

2008-09

Karl Stewart	20
--------------	----

2009-10

Jeff Taffe	28
Jamie Johnson	27
Michal Repik	22
Graham Mink	20

2010-11

Michael Duco	20
--------------	----

2011-2012

Derek Whitmore	28
Paul Szczechura	21

2012-13

Mark Mancari	22
--------------	----

2013-14

Luke Adam	29
-----------	----

2014-15

None	
------	--

2015-16

Eric O'Dell	25
Cole Schneider	21
Justin Bailey	20



RECORD BOOK

85-POINT PERFORMANCE



85 - POINT PERFORMANCE

YEAR	PLAYER	GP	G	A	PTS
82-83	Geordie Robertson	72	46	73	119
74-75	Doug Gibson	75	44	72	116
85-86	Paul Gardner	71	61	51	112
64-65	Bronco Horvath	72	38	68	106
87-88	Jody Gage	76	60	44	104
98-99	Domenic Pittis	76	38	66	104
83-84	Mal Davis	71	55	48	103
92-93	Peter Ciavaglia	64	35	67	102
96-97	Terry Yake	78	34	67	101
85-86	Jody Gage	73	42	57	99
82-83	Jean-Francois Sauve	73	30	69	99
65-66	Dick Gamble	71	47	51	98
89-90	Mike Donnelly	68	43	55	98
77-78	Rick Adduono	76	38	60	98
91-92	Peter Ciavaglia	77	37	61	98
76-77	Doug Gibson	78	41	56	97
58-59	Billy Hicke	69	41	56	97
95-96	Craig Charron	72	43	52	95
67-68	Bob Barlow	72	43	52	95
73-74	Art Stratton	76	24	71	95
95-96	Dixon Ward	71	38	56	94
88-89	Ken Priestlay	64	56	37	93
84-85	Claude Verret	76	40	53	93
92-93	Todd Simon	67	27	66	93
64-65	Stan Smrke	71	33	59	92
83-84	Geordie Robertson	64	37	54	91
83-84	Claude Verrett	65	39	51	90
94-95	Todd Simon	69	25	65	90
89-90	Donald Audette	70	42	46	88
65-66	Gerry Ehman	70	39	49	88
77-78	Gordie Clark	75	37	51	88
90-91	Don Biggs	65	31	57	88
64-65	Gerry Ehman	70	38	49	87
65-66	Jim Pappin	63	36	51	87
73-74	Barry Merrell	75	28	59	87
65-66	Mike Walton	68	35	51	86
64-65	Ed Litzenberger	72	25	61	86
74-75	Barry Merrell	74	44	41	85
90-91	Jody Gage	73	42	43	85
83-84	Bob Mongrain	78	41	44	85
63-64	Gerry Ehman	66	36	49	85
93-94	Todd Simon	55	33	52	85

Performances in bold won the John B. Sollenberger Trophy as the AHL's leading scorer.



AHL Affiliate of
the Buffalo Sabres

PLAYOFFS



ALL-TIME PLAYOFF NOTES

44 Playoffs

82 Series:	44 wins	38 losses
411 Games Played:	212 wins	199 losses
205 Home Games:	126 wins	79 losses
206 Away Games:	88 wins	118 losses
69 Overtime Games:	29 wins	40 losses
32 Home OT Games:	18 wins	14 losses
37 OT Away Games:	11 wins	26 losses
Home:	1,370 goals for	1,291 goals against
Away:	757 goals for	619 goals against
	613 goals for	672 goals against

Number of Games Opponents Shut Out:	19
Number of Games Were Shut Out by Opponents:	15

6 – CALDER CUP CHAMPIONSHIPS: 1964-65 vs. Hershey, 1965-66 vs. Cleveland, 1967-68 vs. Quebec, 1982-83 vs. Maine, 1986-87 vs. Sherbrooke, 1995-96 vs. Portland

10 – Calder Cup Runners-up: 1956-57 vs. Cleveland, 1959-60, 1989-90, 1990-91 vs. Springfield, 1966-67 vs. Pittsburgh, 1976-77 vs. Nova Scotia, 1983-84 vs. Maine, 1992-93 vs. Cape Bretons, 1998-99 vs. Providence, 1999-00 vs. Hartford

First Place Teams to Win Playoffs: 1964-65, 1965-66, 1967-68, 1982-83, 1986-87

AMERKS LEADERS IN PLAYOFF SCORING - CALDER CUP YEARS

Year	Player	GP	G	A	PTS
1964-65	Billy Harris	10	5	12	17
1965-66	Mike Walton	12	8	4	12
1982-83	J-F Sauve	16	7	21	28
1986-87	Gates Orlando	18	9	13	22
1990-91	Don Biggs	15	9	14	23
1995-96	Dixon Ward	19	11	24	35

AMERKS PLAYOFF RECORDS

All-time leading scorers:	Willie Marshall	112 GP 48+71=119
	Jody Gage	113 GP 51+59=110
Most goals scored in one playoff:	Sean McKenna	14 goals in 16 games (1982-83)
	Jody Gage	14 goals in 17 games (1986-87)
	J.P. Dumont	14 goals in 21 games (1999-00)
Most goals by a rookie in one playoff:	Sean McKenna	14 goals in 16 games (1982-83, tied AHL Record)
Most assists in one playoff:	Domenic Pittis	26 in 21 games (1999-00) (Tied AHL Record)
Most points in one playoff:	Dixon Ward	35 points in 19 games (1995-96)
Most wins by a goaltender in one playoff:	Steve Shields	15 (1995-96) (Tied AHL Record)
Most losses by a goaltender in one playoff:	Jacques Cloutier	9 (1983-84)
Most shutouts in one playoff:	Mika Noronen	6 (1999-00) (AHL Record)
Lowest GAA in one playoff (minimum of 5 games):	Mika Noronen	1.80 (1999-00)
Highest Save Percentage in one playoff (minimum of 5 games):	Mika Noronen	.935 (1999-00)
Most defeats in succession in one playoff – 4	1973-74, 1975-76, 1979-80, 1984-85, 1990-91, 1992-93, 1993-94	

Biggest Comeback: 1959-60 playoff series, down 3-0 vs. Cleveland and won series 4-3. The 1959-60 edition of the Rochester Americans was the first team to win a best-of-seven series after losing the first three games. The Amerks fell behind the Cleveland Barons, 3-0, in the semifinals of the Calder Cup playoffs in '59-60. After losing 2-0, 2-1 and 7-5, the Amerks recorded 5-3, 4-1, 5-3 and 4-1 victories. The Amerks went on to lose the final to Springfield, 4-1. Adirondack (Red Wings) came back against Hershey to win its series 4-3 after being down 3-0 in the 1988-89 playoffs.

*AHL Record



AMERKS CALDER CUP CHAMPIONSHIP TEAMS

1964-65 Rochester Americans: Coach Joe Crozier, Al Arbour, Norman "Red" Armstrong, Wally Boyer, Don Cherry, Les Duff, Gerry Ehman, Dick Gamble, Billy Harris, Larry Hillman, Bronco Horvath, Ed Litzenberger, Jim Pappin, Duane Rupp, Darryl Sly, Stan Smrke, Gerry Cheevers (G)

1965-66 Rochester Americans: Coach Joe Crozier, Al Arbour, Norman "Red" Armstrong, Don Cherry, Brian Conacher, Les Duff, Gerry Ehman, Darryl Edstrand, Dick Gamble, Bronco Horvath, Larry Jeffrey, Ed Litzenberger, Jim Pappin, Duane Rupp, Darryl Sly, Stan Smrke, Bobby Perreault (G), Gary Smith (G)

1967-68 Rochester Americans: Coach Joe Crozier, Norman "Red" Armstrong, Bob Barlow, Don Cherry, Bob Cook, Les Duff, Dick Gamble, Murray Hall, George Harris, Bryan Hextall, Bronco Horvath, Don Johns, Len Lunde, Jim McKenny, Jim Pappin, Marc Reaume, Darryl Sly, Ted Taylor, Bobby Perreault (G), Carl Wetzel (G)

1982-83 Rochester Americans: Coach Mike Keenan, Lou Crawford, Randy Cunneyworth, Steve Dykstra, Clint Fehr, Jere Gilles, Val James, Don Keller, Yvon Lambert, Chris Langevin, Heikki Leime, Gary McAdam, Sean McKenna, Mike Moller, Bob Mongrain, Daniel Naud, Geordie Robertson, Dirk Rueter, Jean-Francois Sauve, Venci Sebek, Kai Suikkonen, Kari Souraniemi, Jim Wiemer, Jacques Cloutier (G), Paul Harrison (G)

1986-87 Rochester Americans: Coach John Van Boxmeer, Mikael Andersson, Jack Brownschidle, Paul Brydges, Al Conroy, Richie Dunn, Jay Fraser, Dave Fenyves (Playoff MVP), Jody Gage, Richard Hajdu, Bob Halkidis, Jim Hoffer, Benoit Hogue, Jim Jackson, Don Lever, Bob Logan, Gates Orlando, Jayson Meyer, Jeff Parker, Ken Priestlay, Andy Ristau, Ray Sheppard, Doug Trapp, Claude Verret, Daren Puppa (G), Darcy Wakaluk (G)

1995-96 Rochester Americans: Coach John Tortorella, Curtis Brown, Craig Charron, Jason Cirone, Rob Conn, David Cooper, Scott Feasby, Dan Frawley, Terry Hollinger, Brian Holzinger, Doug Houda, Dane Jackson, Steve Junker, Sergei Klimentiev, Jamie Leach, Dean Melanson, Scott Metcalfe, Barrie Moore, Rumun Ndur, Scott Nichol, Wayne Primeau, Vaclav Varada, Dixon Ward (Playoff MVP), Bob Westerby, Shayne Wright, John Blue (G), Steve Shields (G)





CALDER CUP CHAMPIONS

Season	Champion	Losing Finalist	Series
1936-37	Syracuse Stars	Philadelphia Ramblers	3-1
1937-38	Providence Reds	Syracuse Stars	3-1
1938-39	Cleveland Barons	Philadelphia Ramblers	3-1
1939-40	Providence Reds	Pittsburgh Hornets	3-0
1940-41	Cleveland Barons	Hershey Bears	3-2
1941-42	Indianapolis Capitals	Hershey Bears	3-2
1942-43	Buffalo Bisons	Indianapolis Capitals	3-0
1943-44	Buffalo Bisons	Cleveland Barons	4-0
1944-45	Cleveland Barons	Hershey Bears	4-2
1945-46	Buffalo Bisons	Cleveland Barons	4-0
1946-47	Hershey Bears	Pittsburgh Hornets	4-3
1947-48	Cleveland Barons	Buffalo Bisons	4-0
1948-49	Providence Reds	Hershey Bears	4-3
1949-50	Indianapolis Capitals	Cleveland Barons	4-0
1950-51	Cleveland Barons	Pittsburgh Hornets	4-3
1951-52	Pittsburgh Hornets	Providence Reds	4-2
1952-53	Cleveland Barons	Pittsburgh Hornets	4-3
1953-54	Cleveland Barons	Hershey Bears	4-2
1954-55	Pittsburgh Hornets	Buffalo Bisons	4-2
1955-56	Providence Reds	Cleveland Barons	4-0
1956-57	Cleveland Barons	Rochester Americans	4-1
1957-58	Hershey Bears	Springfield Indians	4-2
1958-59	Hershey Bears	Buffalo Bisons	4-2
1959-60	Springfield Indians	Rochester Americans	4-1
1960-61	Springfield Indians	Hershey Bears	4-0
1961-62	Springfield Indians	Buffalo Bisons	4-1
1962-63	Buffalo Bisons	Hershey Bears	4-3
1963-64	Cleveland Barons	Quebec Aces	4-0
1964-65	Rochester Americans	Hershey Bears	4-1
1965-66	Rochester Americans	Cleveland Barons	4-2
1966-67	Pittsburgh Hornets	Rochester Americans	4-0
1967-68	Rochester Americans	Quebec Aces	4-2
1968-69	Hershey Bears	Quebec Aces	4-1
1969-70	Buffalo Bisons	Springfield Kings	4-0
1970-71	Springfield Kings	Providence Reds	4-0
1971-72	Nova Scotia Voyageurs	Baltimore Clippers	4-2
1972-73	Cincinnati Swords	Nova Scotia Voyageurs	4-1
1973-74	Hershey Bears	Providence Reds	4-1
1974-75	Springfield Indians	New Haven Nighthawks	4-1
1975-76	Nova Scotia Voyageurs	Hershey Bears	4-1



PLAYOFFS CALDER CUP CHAMPIONS



CALDER CUP CHAMPIONS

1976-77	Nova Scotia Voyageurs	Rochester Americans	4-2
1977-78	Maine Mariners	New Haven Nighthawks	4-1
1978-79	Maine Mariners	New Haven Nighthawks	4-0
1979-80	Hershey Bears	New Brunswick Hawks	4-2
1980-81	Adirondack Red Wings	Maine Mariners	4-2
1981-82	New Brunswick Hawks	Binghamton Whalers	4-1
1982-83	Rochester Americans	Maine Mariners	4-0
1983-84	Maine Mariners	Rochester Americans	4-1
1984-85	Sherbrooke Canadiens	Baltimore Skipjacks	4-2
1985-86	Adirondack Red Wings	Hershey Bears	4-2
1986-87	Rochester Americans	Sherbrooke Canadiens	4-3
1987-88	Hershey Bears	Fredericton Express	4-0
1988-89	Adirondack Red Wings	New Haven Nighthawks	4-1
1989-90	Springfield Indians	Rochester Americans	4-2
1990-91	Springfield Indians	Rochester Americans	4-2
1991-92	Adirondack Red Wings	St. John's Maple Leafs	4-3
1992-93	Cape Breton Oilers	Rochester Americans	4-1
1993-94	Portland Pirates	Moncton Hawks	4-2
1994-95	Albany River Rats	Fredericton Canadiens	4-0
1995-96	Rochester Americans	Portland Pirates	4-3
1996-97	Hershey Bears	Hamilton Bulldogs	4-1
1997-98	Philadelphia Phantoms	Saint John Flames	4-2
1998-99	Providence Bruins	Rochester Americans	4-1
1999-00	Hartford Wolf*Pack	Rochester Americans	4-2
2000-01	Saint John Flames	Wilkes-Barre/Scranton Penguins	4-2
2001-02	Chicago Wolves	Bridgeport Sound Tigers	4-1
2002-03	Houston Aeros	Hamilton Bulldogs	4-3
2003-04	Milwaukee Admirals	Wilkes-Barre/Scranton Penguins	4-0
2004-05	Philadelphia Phantoms	Chicago Wolves	4-0
2005-06	Hershey Bears	Milwaukee Admirals	4-2
2006-07	Hamilton Bulldogs	Hershey Bears	4-1
2007-08	Chicago Wolves	Wilkes-Barre/Scranton Penguins	4-2
2008-09	Hershey Bears	Manitoba Moose	4-2
2009-10	Hershey Bears	Texas Stars	4-2
2010-11	Binghamton Senators	Houston Aeros	4-2
2011-12	Norfolk Admirals	Toronto Marlies	4-0
2012-13	Grand Rapids Griffins	Syracuse Crunch	4-2
2013-14	Texas Stars	St. John's IceCaps	4-1
2014-15	Manchester Monarchs	Utica Comets	4-1
2015-16	Lake Erie Monsters	Hershey Bears	4-0





PLAYOFFS

PLAYOFF RESULTS VS. AHL TEAMS

AMERICANS vs. ABBOTSFORD HEAT (INACTIVE)

Series: 0-1	Games: 7	Wins: 3	Losses: 4
2009-10	Division Semifinals		Abbotsford won 4-3

AMERICANS vs. ADIRONDACK RED WINGS (INACTIVE)

Series: 2-2	Games: 16	Wins: 10	Losses: 6
1987-88	Quarterfinal:		Adirondack won 4-3
1991-92	League Semi:		Adirondack won 2-1
1995-96	Division Semi:	AMERICANS won 3-0	
1998-99	Quarterfinal:	AMERICANS won 3-0	

AMERICANS vs. ALBANY RIVER RATS (INACTIVE)

Series: 1-1	Games: 12	Wins: 6	Losses: 6
1996-97	Division Final:		Albany won 4-3
1999-00	Quarterfinal:	AMERICANS won 3-2	

AMERICANS vs. BALTIMORE CLIPPERS (INACTIVE)

Series: 1-0	Games: 4	Wins: 3	Losses: 1
1966-67	Semifinal:	AMERICANS won 3-1	

AMERICANS vs. BALTIMORE SKIPJACKS (INACTIVE)

Series: 2-1	Games: 17	Wins: 9	Losses: 8
1983-84	Semifinal:	AMERICANS won 4-2	
1984-85	Quarterfinal:		Baltimore won 4-1
1989-90	Semifinal:	AMERICANS won 4-2	

AMERICANS vs. BINGHAMTON RANGERS (INACTIVE)

Series: 3-1	Games: 23	Wins: 13	Losses: 10
1990-91	Semifinal:	AMERICANS won 4-0	
1991-92	Division Final:	AMERICANS won 4-3	
1992-93	Division Final:	AMERICANS won 4-3	
1994-95	Division Semi:		Binghamton won 4-1

AMERICANS vs. BINGHAMTON WHALERS (INACTIVE)

Series: 2-1	Games: 16	Wins: 9	Losses: 7
1981-82	Semifinal:		Binghamton won 4-1
1982-83	Quarterfinal:	AMERICANS won 4-1	
1986-87	Semifinal:	AMERICANS won 4-2	

AMERICANS vs. BOSTON BRAVES (INACTIVE)

Series: 0-1	Games: 6	Wins: 2	Losses: 4
1972-73	Quarterfinal:		Boston won 4-2

AMERICANS vs. BUFFALO BISON (INACTIVE)

Series: 0-2	Games: 7	Wins: 1	Losses: 6
1958-59	Semifinal:		Buffalo won 4-1
1961-62	Quarterfinal:		Buffalo won 2-0

AMERICANS vs. CAPE BRETON OILERS (INACTIVE)

Series: 0-1	Games: 5	Wins: 1	Losses: 4
1992-93	CC Final:		Cape Breton won 4-1

AMERICANS vs. CHICAGO WOLVES

Series: 0-1	Games: 5	Wins: 2	Losses: 3
2013-14	Conference Quarterfinals:		Chicago won 3-2





PLAYOFFS

PLAYOFF RESULTS VS. AHL TEAMS



AMERICANS vs. CLEVELAND BARONS (INACTIVE)

Series: 3-3	Games: 27	Wins: 12	Losses: 15
1956-57	CC Final:		Cleveland won 4-1
1959-60	Semifinal:	AMERICANS won 4-3	
1962-63	Quarterfinal:		Cleveland won 2-0
1963-64	Quarterfinal:		Cleveland won 2-0
1965-66	CC Final:	AMERICANS won 4-2	
1966-67	Quarterfinal:	AMERICANS won 3-2	

AMERICANS vs. CORNWALL ACES (INACTIVE)

Series: 1-0	Games: 4	Wins: 4	Losses: 0
1995-96	Division Final:	AMERICANS won 4-0	

AMERICANS vs. HAMILTON BULLDOGS (INACTIVE)

Series: 4-1	Games: 26	Wins: 18	Losses: 8
1998-99	Division Semi:	AMERICANS won 4-2	
1999-00	Semifinal:	AMERICANS won 4-2	
2003-04	Division Finals:	AMERICANS won 4-0	
2004-05	Division Semifinal:	AMERICANS won 4-0	
2006-07	Division Semifinal:		Hamilton won 4-2

AMERICANS vs. HARTFORD WOLF PACK

Series: 0-1	Games: 6	Wins: 2	Losses: 4
1999-00	CC Final:		Hartford won 4-2

AMERICANS vs. HERSHEY BEARS

Series: 6-1	Games: 34	Wins: 24	Losses: 10
1964-65	CC Final:	AMERICANS won 4-1	
1967-68	Quarterfinal:	AMERICANS won 4-1	
1986-87	Quarterfinal:	AMERICANS won 4-1	
1990-91	Quarterfinal:	AMERICANS won 4-1	
1991-92	Division Semi:	AMERICANS won 4-2	
1993-94	Division Semi:		Hershey won 4-0
1999-00	Conference Finals:	AMERICANS won 4-0	

AMERICANS vs. MAINE MARINERS (INACTIVE)

Series: 1-1	Games: 9	Wins: 5	Losses: 4
1982-83	CC Final:	AMERICANS won 4-0	
1983-84	CC Final:		Maine won 4-1

AMERICANS vs. MANITOBA MOOSE

Series: 0-1	Games: 5	Wins: 1	Losses: 4
2004-05	Division Final:		Manitoba won 4-1

AMERICANS vs. MILWAUKEE ADMIRALS

Series: 0-2	Games: 8	Wins: 2	Losses: 6
2002-03	Conference Qualifier:		Milwaukee won 2-1
2003-04	Conference Finals:		Milwaukee won 4-1





PLAYOFFS

PLAYOFF RESULTS VS. AHL TEAMS



AMERICANS vs. NEW HAVEN NIGHTHAWKS (INACTIVE)

Series: 3-3	Games: 33	Wins: 15	Losses: 18
1973-74	Quarterfinal:		New Haven won 4-2
1976-77	Semifinal:	AMERICANS won 4-2	
1977-78	Quarterfinal:		New Haven won 4-2
1979-80	Quarterfinal:		New Haven won 4-0
1981-82	Quarterfinal:	AMERICANS won 3-1	
1982-83	Semifinal:	AMERICANS won 4-3	

AMERICANS vs. NOVA SCOTIA VOYAGEURS / OILERS (INACTIVE)

Series: 1-2	Games: 16	Wins: 6	Losses: 10
1974-75	Quarterfinal:	AMERICANS won 4-2	
1975-76	Semifinal:		Nova Scotia won 4-0
1976-77	CC Final:		Nova Scotia won 4-2

AMERICANS vs. PHILADELPHIA PHANTOMS (INACTIVE)

Series: 1-3	Games: 16	Wins: 6	Losses: 10
1997-98	Division Semi:		Philadelphia won 3-1
1998-99	WC Final:	AMERICANS won 4-2	
2000-01	Quarterfinal:		Philadelphia won 3-1
2001-02	Conference Qualifier:		Philadelphia won 2-0

AMERICANS vs. PITTSBURGH HORNETS (INACTIVE)

Series: 0-1	Games: 4	Wins: 0	Losses: 4
1966-67	CC Final:		Pittsburgh won 4-0

AMERICANS vs. PORTLAND PIRATES (INACTIVE)

Series: 0-1	Games: 7	Wins: 4	Losses: 3
1995-96	CC Final:	AMERICANS won 4-3	

AMERICANS vs. PROVIDENCE BRUINS

Series: 0-1	Games: 5	Wins: 1	Losses: 4
1998-99	CC Final:		Providence won 4-1

AMERICANS vs. PROVIDENCE REDS (INACTIVE)

Series: 2-0	Games: 8	Wins: 7	Losses: 1
1956-57	Semifinal:	AMERICANS won 4-1	
1975-76	Quarterfinal:	AMERICANS won 3-0	

AMERICANS vs. QUEBEC ACES (INACTIVE)

Series: 3-0	Games: 17	Wins: 12	Losses: 5
1964-65	Semifinal:	AMERICANS won 4-1	
1965-66	Semifinal:	AMERICANS won 4-2	
1967-68	CC Final:	AMERICANS won 4-2	

AMERICANS vs. SHERBROOKE CANADIENS (INACTIVE)

Series: 1-0	Games: 7	Wins: 4	Losses: 3
1986-87	CC Final:	AMERICANS won 4-3	





PLAYOFFS

PLAYOFF RESULTS VS. AHL TEAMS



AMERICANS vs. SPRINGFIELD KINGS/INDIANS (INACTIVE)

Series: 0-4	Games: 23	Wins: 7	Losses: 16
1959-60	CC Final:		Springfield won 4-1
1974-75	Semifinal:		Springfield won 4-2
1989-90	CC Final:		Springfield won 4-2
1990-91	CC Final:		Springfield won 4-2

AMERICANS vs. ST. CATHARINES SAINTS (INACTIVE)

Series: 1-0	Games: 7	Wins: 4	Losses: 3
1983-84	Quarterfinal:	AMERICANS won 4-3	

AMERICANS vs. SYRACUSE CRUNCH

Series: 3-0	Games: 15	Wins: 11	Losses: 4
1995-96	Conference Finals:	AMERICANS won 4-1	
1996-97	Division Semi:	AMERICANS won 3-0	
2003-04	Division Semifinals:	AMERICANS won 4-3	

AMERICANS vs. TORONTO MARLIES

Series: 0-2	Games: 6	Wins: 0	Losses: 6
2011-12	Conference Quarterfinals:		Toronto won 3-0
2012-13	Conference Quarterfinals:		Toronto won 3-0

AMERICANS vs. UTICA DEVILS (INACTIVE)

Series: 2-0	Games: 10	Wins: 8	Losses: 2
1989-90	Quarterfinal:	AMERICANS won 4-1	
1992-93	Division Semi:	AMERICANS won 4-1	

CALDER CUP FINALS: 16 series - 103 games - (48 wins - 55 losses)

CALDER CUP CHAMPIONSHIPS: 6

Against: Cleveland, Hershey, Maine, Portland, Quebec, Sherbrooke.

CALDER CUP RUNNERS-UP: 10

Against: Cleveland, Cape Breton, Hartford, Maine, Nova Scotia, Pittsburgh, Providence, Springfield (3).

CONFERENCE FINALS: 4 series - 20 games - (13 wins - 7 losses)

Won: 3
Against: Hershey, Syracuse, Philadelphia.
Lost: 1
Against: Milwaukee.

LEAGUE SEMIFINALS: 19 series - 102 games - (58 wins - 44 losses)

Won: 13
Against: Baltimore (3), Binghamton (2), Cleveland, Hamilton, Hershey, New Haven (2), Providence, Quebec (2).
Lost: 6
Against: Adirondack, Buffalo, Binghamton, New Haven, Nova Scotia, Springfield.

DIVISION FINALS: 10 series - 53 games - (30 wins - 23 losses)

Won: 6
Against: Adirondack, Hamilton (2), Hershey and Syracuse (2).
Lost: 4
Against: Hamilton, Hershey, Binghamton, Philadelphia.

CONFERENCE QUARTERFINALS: 23 series - 102 games (50 wins, 52 losses)

Won: 11
Against: Adirondack, Albany, Binghamton, Cleveland, Hershey (2), New Haven, Nova Scotia, Providence, St. Catharines, Utica.
Lost: 12
Against: Adirondack, Baltimore, Boston, Buffalo, Chicago, Cleveland (2), New Haven (2), Philadelphia, Toronto (2)

QUALIFIER: 2 series - 5 games - (1 win - 4 losses)

Won: 0
Lost: 2
Against: Milwaukee, Philadelphia



PLAYOFFS

PLAYOFF HISTORY 1957-2016

PLAYOFF HISTORY

Year	Series	Date	Away	Home	OT	Attendance
1957	Roch. 4 Prov. 1	March 26 - Game 1	Rochester 1	Providence 0		5,288
		March 28 - Game 2	Rochester 1	Providence 0		5,762
		March 29 - Game 3	Providence 4	Rochester 3		7,105
		March 30 - Game 4	Providence 1	Rochester 5		7,512
		April 3 - Game 5	Rochester 4	Providence 2		5,850
1957	Clev. 4 Roch. 1	April 9 - Game 1	Rochester 1	Cleveland 2	OT	4,818
		April 10 - Game 2	Cleveland 2	Rochester 5	OT	6,588
		April 13 - Game 3	Rochester 1	Cleveland 5		10,753
		April 14 - Game 4	Cleveland 6	Rochester 3		7,657
		April 17 - Game 5	Rochester 4	Cleveland 5	2 OT	9,505
1958	Amerks did not make the playoffs					
1959	Buff. 4 Roch. 1	March 25 - Game 1	Rochester 2	Buffalo 3		NA
		March 28 - Game 2	Rochester 0	Buffalo 2	OT	9,095
		April 3 - Game 3	Buffalo 1	Rochester 4		6,880
		April 5 - Game 4	Buffalo 3	Rochester 2	OT	7,091
		April 7 - Game 5	Rochester 2	Buffalo 3		NA
1960	Roch. 4 Clev. 3	March 30 - Game 1	Cleveland 2	Rochester 0		3,512
		April 1 - Game 2	Cleveland 2	Rochester 1		5,185
		April 2 - Game 3	Rochester 5	Cleveland 7		6,880
		April 3 - Game 4	Rochester 5	Cleveland 3		4,762
		April 5 - Game 5	Cleveland 1	Rochester 4		3,233
		April 9 - Game 6	Rochester 5	Cleveland 3		7,048
		April 10 - Game 7	Cleveland 1	Rochester 4		7,762
1960	Spr. 4 Roch. 1	April 13 - Game 1	Rochester 2	Springfield 3		4,310
		April 16 - Game 2	Rochester 2	Springfield 3		5,934
		April 17 - Game 3	Springfield 2	Rochester 7		6,341
		April 19 - Game 4	Springfield 3	Rochester 2		6,548
		April 22 - Game 5	Rochester 3	Springfield 6		5,543
Springfield Wins Calder Cup						
1961	Amerks did not make the playoffs					
1962	Buff. 2 Roch. 0	April 4 - Game 1	Rochester 2	Buffalo 3		4,399
		April 6 - Game 2	Buffalo 5	Rochester 1		4,493
1963	Clev. 2 Roch. 0	April 3 - Game 1	Rochester 3	Cleveland 6		2,543
		April 5 - Game 2	Cleveland 6	Rochester 3		3,403
1964	Clev. 2 Roch. 0	April 1 - Game 1	Cleveland 6	Rochester 3		5,101
		April 4 - Game 2	Rochester 1	Cleveland 4		6,340
1965/A	Roch. 4 Que. 1	March 31 - Game 1	Quebec 2	Rochester 4		4,816
		April 2 - Game 2	Quebec 1	Rochester 5		8,012
		April 4 - Game 3	Rochester 3	Quebec 5		9,676
		April 7 - Game 4	Rochester 5	Quebec 1		11,425
		April 8 - Game 5	Quebec 2	Rochester 5		7,424
1965/E	Roch. 4 Hers. 1	April 21 - Game 1	Hershey 1	Rochester 2	OT	5,319
		April 23 - Game 2	Hershey 3	Rochester 8		6,689
		April 24 - Game 3	Rochester 2	Hershey 5		7,219
		April 28 - Game 4	Rochester 3	Hershey 2		6,011
		April 30 - Game 5	Hershey 2	Rochester 6		7,556
Rochester wins Calder Cup						



PLAYOFFS

PLAYOFF HISTORY 1957-2016

PLAYOFF HISTORY

Year	Series	Date	Away	Home	OT	Attendance
1966/A	Roch. 4 Que. 2	April 13 - Game 1	Rochester 3	Quebec 2		9,204
		April 17 - Game 2	Rochester 2	Quebec 5		10,017
		April 20 - Game 3	Quebec 5	Rochester 3@		3,062
		April 23 - Game 4	Quebec 2	Rochester 7@		5,350
		April 24 - Game 5	Rochester 4	Quebec 2		9,851
		April 27 - Game 6	Quebec 3	Rochester 6@		3,188
@ Games played in Toronto						
1966/E	Roch. 4 Clev. 2	April 30 - Game 1	Cleveland 0	Rochester 4@		3,323
		May 4 - Game 2	Rochester 1	Cleveland 2		3,767
		May 7 - Game 3	Rochester 1	Cleveland 5		8,045
		May 8 - Game 4	Cleveland 1	Rochester 3*		7,655
		May 10 - Game 5	Cleveland 0	Rochester 7@		1,894
		May 13 - Game 6	Rochester 3	Cleveland 2		6,117
Rochester wins Calder Cup						
@ Games played in Toronto * Games played in Buffalo						
1967/C	Roch. 3 Clev. 2	April 5 - Game 1	Cleveland 4	Rochester 1		3,202
		April 7 - Game 2	Cleveland 4	Rochester 1		5,349
		April 8 - Game 3	Rochester 3	Cleveland 2	OT	5,612
		April 11 - Game 4	Rochester 2	Cleveland 0		2,566
		April 12 - Game 5	Cleveland 1	Rochester 3		6,664
1967/D	Roch. 3 Balt. 1	April 16 - Game 1	Baltimore 3	Rochester 4	3OT	6,449
		April 18 - Game 2	Baltimore 5	Rochester 3		5,347
		April 21 - Game 3	Rochester 4	Baltimore 0		9,475
		April 23 - Game 4	Rochester 7	Baltimore 5		5,542
1967/E	Pitts. 4 Roch. 0	April 26 - Game 1	Rochester 1	Pittsburgh 7		4,461
		April 28 - Game 2	Pittsburgh 2	Rochester 1		7,683
		April 29 - Game 3	Rochester 1	Pittsburgh 5		5,709
		April 30 - Game 4	Rochester 3	Pittsburgh 4	OT	5,000+
Pittsburgh wins Calder Cup						
1968/A	Roch. 4 Hers. 1	April 3 - Game 1	Hershey 2	Rochester 4		4,112
		April 5 - Game 2	Hershey 1	Rochester 4		NA
		April 6 - Game 3	Rochester 2	Hershey 1	OT	5,409
		April 10 - Game 4	Rochester 1	Hershey 7		3,453
		April 12 - Game 5	Hershey 2	Rochester 5		5,517
1968/D	Roch. 4 Que. 2	April 24 - Game 1	Quebec 2	Rochester 4		4,373
		April 26 - Game 2	Quebec 2	Rochester 4		7,898
		April 28 - Game 3	Rochester 3	Quebec 6		10,177
		April 30 - Game 4	Rochester 5	Quebec 6	OT	8,207
		May 3 - Game 5	Quebec 3	Rochester 4	OT	7,902
		May 4 - Game 6	Rochester 4	Quebec 2		11,711
Rochester Wins Calder Cup						
1969-72	Amerks did not make the playoffs					
1973	Bos. 4 Roch. 2	April 3 - Game 1	Rochester 2	Boston 3	OT	1,719
		April 7 - Game 2	Rochester 4	Boston 6		2,207
		April 8 - Game 3	Boston 4	Rochester 5		6,675
		April 11 - Game 4	Boston 3	Rochester 5		6,461
		April 13 - Game 5	Rochester 4	Boston 5		2,550
		April 15 - Game 6	Boston 6	Rochester 4		7,575
1974/A	N.H. 4 Roch. 2	April 3 - Game 1	New Haven 3	Rochester 4	OT	5,209
		April 5 - Game 2	New Haven 1	Rochester 2		7,370
		April 10 - Game 3	Rochester 2	New Haven 5		NA
		April 13 - Game 4	Rochester 4	New Haven 5		NA
		April 14 - Game 5	New Haven 4	Rochester 1		NA
		April 16 - Game 6	Rochester 3	New Haven 6		7,090





PLAYOFFS

PLAYOFF HISTORY 1957-2016

PLAYOFF HISTORY

Year	Series	Date	Away	Home	OT	Attendance
1975/B	Roch. 4 N.S. 2	April 2 - Game 1	Nova Scotia 3	Rochester 2		4,776
		April 6 - Game 2	Nova Scotia 4	Rochester 5	OT	7,268
		April 9 - Game 3	Rochester 2	Nova Scotia 1	OT	5,352
		April 11 - Game 4	Rochester 2	Nova Scotia 1		4,160
		April 13 - Game 4	Nova Scotia 6	Rochester 3		7,370
		April 16 - Game 6	Rochester 5	Nova Scotia 2		5,155
1975/E	Spr. 4 Roch. 2	April 18 - Game 1	Springfield 2	Rochester 5		5,534
		April 20 - Game 2	Rochester 4	Springfield 5	OT	4,818
		April 22 - Game 3	Springfield 2	Rochester 4		4,870
		April 23 - Game 4	Rochester 1	Springfield 6		4,322
		April 25 - Game 5	Springfield 5	Rochester 2		5,463
		April 27 - Game 6	Rochester 3	Springfield 4		6,650
1976	Roch. 3 Prov. 0	April 4 - Game 1	Providence 3	Rochester 5		4,803
		April 7 - Game 2	Rochester 3	Providence 1		2,660
		April 9 - Game 3	Providence 4	Rochester 6		5,161
1976	N. S. 4 Roch. 0	April 12 - Game 1	Rochester 2	Nova Scotia 6		3,100
		April 14 - Game 2	Rochester 3	Nova Scotia 5		2,997
		April 16 - Game 3	Nova Scotia 5	Rochester 1		4,765
		April 18 - Game 4	Nova Scotia 6	Rochester 3		3,398
1977	Roch. 4 N. H. 2	April 2 - Game 1	Rochester 1	New Haven 2	OT	3,706
		April 3 - Game 2	New Haven 5	Rochester 3		5,022
		April 6 - Game 3	Rochester 5	New Haven 2		3,811
		April 8 - Game 4	New Haven 3	Rochester 6		5,702
		April 9 - Game 5	Rochester 6	New Haven 4		3,611
		April 10 - Game 6	New Haven 4	Rochester 5		5,822
1977	N.S. 4 Roch. 2	April 18 - Game 1	Rochester 4	Nova Scotia 3		4,006
		April 20 - Game 2	Rochester 1	Nova Scotia 5		2,909
		April 22 - Game 3	Nova Scotia 2	Rochester 3		7,229
		April 24 - Game 4	Nova Scotia 5	Rochester 3		7,248
		April 27 - Game 5	Rochester 1	Nova Scotia 3		4,071
		April 30 - Game 6	Nova Scotia 4	Rochester 3		7,228
1978	N.H. 4 Roch. 2	April 19 - Game 1	New Haven 1	Rochester 6		5,605
		April 20 - Game 2	Rochester 1	New Haven 2		3,072
		April 23 - Game 3	New Haven 4	Rochester 7		7,318
		April 25 - Game 4	Rochester 3	New Haven 4		3,518
		April 26 - Game 5	New Haven 4	Rochester 3		5,435
		April 28 - Game 6	Rochester 1	New Haven 2	OT	5,386
1979	Amerks did not make the playoffs					
1980/C	N. H. 4 Roch. 0	April 8 - Game 1	Rochester 1	New Haven 4		3,061
		April 10 - Game 2	New Haven 4	Rochester 2		3,583
		April 12 - Game 3	Rochester 4	New Haven 8		NA
		April 15 - Game 4	New Haven 6	Rochester 4		3,453
1981	Amerks did not make the playoffs					
1982/D	Roch. 3 N. H. 1	April 7 - Game 1	New Haven 3	Rochester 4		3,506
		April 8 - Game 2	New Haven 7	Rochester 8	2 OT	5,243
		April 10 - Game 3	Rochester 2	New Haven 3	4 OT	2,599
		April 14 - Game 4	Rochester 5	New Haven 2		3,211





PLAYOFFS

PLAYOFF HISTORY 1957-2016

PLAYOFF HISTORY

Year	Series	Date	Away	Home	OT	Attendance
1982/F	Bing. 4 Roch. 1	April 17 - Game 1	Rochester 3	Binghamton 5		4,016
		April 21 - Game 2	Rochester 3	Binghamton 5		3,553
		April 23 - Game 3	Binghamton 2	Rochester 4		7,232
		April 25 - Game 4	Binghamton 5	Rochester 1		7,025
		April 26 - Game 5	Rochester 3	Binghamton 5		4,003
1983/C	Roch. 4 Bing. 1	April 5 - Game 1	Binghamton 6	Rochester 5		4,818
		April 7 - Game 2	Rochester 5	Binghamton 3		3,908
		April 10 - Game 3	Binghamton 5	Rochester 7		7,257
		April 13 - Game 4	Rochester 4	Binghamton 3	OT	4,064
		April 14 - Game 5	Binghamton 2	Rochester 5		6,965
1983/F	Roch. 4 N.H. 3	April 20 - Game 1	New Haven 3	Rochester 6		5,677
		April 22 - Game 2	New Haven 3	Rochester 2	OT	7,271
		April 25 - Game 3	Rochester 5	New Haven 4	2OT	4,461
		April 26 - Game 4	Rochester 2	New Haven 1	2OT	3,158
		April 29 - Game 5	New Haven 4	Rochester		37,271
		May 3 - Game 6	Rochester 2	New Haven 4		4,784
		May 6 - Game 7	New Haven 2	Rochester 4		7,271
1983/G	Roch. 4 Maine 0	May 13 - Game 1	Maine 2	Rochester 3		7,271
		May 15 - Game 2	Maine 3	Rochester 4		7,271
		May 17 - Game 3	Rochester 5	Maine 1		5,251
		May 19 - Game 4	Rochester 3	Maine 1		5,002
Rochester Wins Calder Cup						
1984/D	Roch. 4 St.Cath. 3	April 5 - Game 1	St. Catharines 4	Rochester 3	OT	4,703
		April 6 - Game 2	Rochester 5	St. Catharines 3		3,357
		April 8 - Game 3	St. Catharines 3	Rochester 5		7,295
		April 11 - Game 4	Rochester 2	St. Catharines 3		3,430
		April 13 - Game 5	St. Catharines 4	Rochester 9		7,333
		April 16 - Game 6	Rochester 1	St. Catharines 4		3,102
		April 17 - Game 7	St. Catharines 2	Rochester 4		6,570
1984/F	Roch. 4 Balt. 2	April 20 - Game 1	Rochester 5	Baltimore 1		4,343
		April 22 - Game 2	Rochester 2	Baltimore 5		3,409
		April 25 - Game 3	Baltimore 6	Rochester 5		7,348
		April 27 - Game 4	Baltimore 4	Rochester 5	OT	7,343
		April 29 - Game 5	Rochester 7	Baltimore 3		3,982
		May 2 - Game 6	Baltimore 2	Rochester 3	OT	7,352
1984/G	Maine 4 Roch. 1	May 6 - Game 1	Maine 5	Rochester 6		7,360
		May 9 - Game 2	Maine 6	Rochester 5	OT	7,373
		May 11 - Game 3	Rochester 4	Maine 7		5,531
		May 12 - Game 4	Rochester 2	Maine 3	OT	6,888
		May 16 - Game 5	Maine 5	Rochester 2		7,372
Maine wins Calder Cup						
1985/D	Balt. 4 Roch. 1	April 11 - Game 1	Rochester 3	Baltimore 2	OT	3,039
		April 13 - Game 2	Rochester 5	Baltimore 6		4,045
		April 14 - Game 3	Baltimore 8	Rochester 5		6,373
		April 17 - Game 4	Baltimore 6	Rochester 5	OT	6,273
		April 20 - Game 5	Rochester 1	Baltimore 6		4,877
1986	Amerks did not make the playoffs					
1987/C	Roch. 4 Hers. 1	April 9 - Game 1	Hershey 2	Rochester 5		6,178
		April 11 - Game 2	Hershey 4	Rochester 5	OT	11,100
		April 12 - Game 3	Rochester 1	Hershey 3		4,657
		April 15 - Game 4	Rochester 6	Hershey 5		5,204
		April 17 - Game 5	Hershey 3	Rochester 7		7,199

Games 1&2 at Buffalo



PLAYOFFS

PLAYOFF HISTORY 1957-2016

PLAYOFF HISTORY

Year	Series	Date	Away	Home	OT	Attendance
1987/F	Roch. 4 Bing. 2	April 23 - Game 1	Binghamton 0	Rochester 2		6,991
		April 24 - Game 2	Rochester 4	Binghamton 1		4,047
		April 26 - Game 3	Binghamton 5	Rochester 2		7,304
		April 27 - Game 4	Rochester 6	Binghamton 1		2,689
		April 29 - Game 5	Binghamton 3	Rochester 2	OT	7,101
		May 2 - Game 6	Binghamton 2	Rochester 4		7,317
1987/G	Roch. 4 Sher. 3	May 7 - Game 1	Rochester 5	Sherbrooke 7		2,795
		May 9 - Game 2	Rochester 4	Sherbrooke 3		4,439
		May 12 - Game 3	Sherbrooke 4	Rochester 6		7,340
		May 14 - Game 4	Sherbrooke 7	Rochester 3		7,319
		May 17 - Game 5	Rochester 1	Sherbrooke 6		5,172
		May 20 - Game 6	Sherbrooke 4	Rochester 7		7,335
		May 23 - Game 7	Rochester 4	Sherbrooke 2		5,236
Rochester Wins Calder Cup						
1988/D	Adir. 4 Roch. 3	April 8 - Game 1	Adirondack 4	Rochester 6		6,435
		April 10 - Game 2	Adirondack 3	Rochester 5		6,624
		April 13 - Game 3	Rochester 1	Adirondack 2		3,108
		April 15 - Game 4	Rochester 4	Adirondack 5	OT	4,066
		April 17 - Game 5	Adirondack 3	Rochester 5		7,341
		April 19 - Game 6	Rochester 4	Adirondack 5	OT	4,113
		April 21 - Game 7	Adirondack 6	Rochester 4		7,346
1989	Amerks did not make the playoffs					
1990/C	Roch. 4 Utica 1	April 5 - Game 1	Utica 4	Rochester 5		5,698
		April 7 - Game 2	Rochester 3	Utica 1		3,986
		April 10 - Game 3	Utica 1	Rochester 3		7,155
		April 11 - Game 4	Rochester 3	Utica 7		3,187
		April 13 - Game 5	Utica 2	Rochester 6		7,355
1990/F	Roch. 4 Balt. 2	April 17 - Game 1	Baltimore 4	Rochester 6		5,868
		April 20 - Game 2	Baltimore 1	Rochester 4		7,366
		April 21 - Game 3	Rochester 0	Baltimore 2		4,068
		April 23 - Game 4	Rochester 1	Baltimore 3		2,547
		April 25 - Game 5	Baltimore 4	Rochester 5	OT	6,632
		April 28 - Game 6	Rochester 8	Baltimore 5		2,830
1990/G	Spg. 4 Roch. 2	May 4 - Game 1	Springfield 7	Rochester 6		7,339
		May 6 - Game 2	Springfield 3	Rochester 1		7,354
		May 8 - Game 3	Rochester 5	Springfield 1		7,602
		May 11 - Game 4	Rochester 6	Springfield 5		7,602
		May 13 - Game 5	Springfield 2	Rochester 1	OT	7,360
		May 18 - Game 6	Rochester 3	Springfield 4	OT	7,602
Springfield wins Calder Cup						
1991/E	Roch. 4 Hers. 1	April 5 - Game 1	Hershey 4	Rochester 3	OT	5,489
		April 7 - Game 2	Hershey 1	Rochester 4		5,111
		April 9 - Game 3	Rochester 7	Hershey 4		3,535
		April 11 - Game 4	Rochester 5	Hershey 2		3,790
		April 13 - Game 5	Hershey 1	Rochester 4		6,768
1991/H	Roch. 4 Bing. 0	April 24 - Game 1	Binghamton 5	Rochester 8		5,740
		April 26 - Game 2	Rochester 4	Binghamton 1		4,325
		April 28 - Game 3	Binghamton 3	Rochester 4	OT	6,971
		May 1 - Game 4	Rochester 6	Binghamton 4		2,884





PLAYOFFS

PLAYOFF HISTORY 1957-2016

PLAYOFF HISTORY

Year	Series	Date	Away	Home	OT	Attendance
1991/J	Spr. 4 Roch. 2	May 9 - Game 1	Springfield 3	Rochester 6		6,089
		May 11 - Game 2	Springfield 2	Rochester 3		7,348
		May 18 - Game 3	Rochester 1	Springfield 5		6,832
		May 20 - Game 4	Rochester 1	Springfield 2	OT	5,050
		May 22 - Game 5	Springfield 6	Rochester 3		7,114
		May 24 - Game 6	Rochester 3	Springfield 5		7,452
Springfield Wins Calder Cup						
1992/F	Roch. 4 Hers. 2	April 8 - Game 1	Hershey 3	Rochester 4	OT	3,612
		April 10 - Game 2	Hershey 3	Rochester 4		5,418
		April 12 - Game 3	Rochester 5	Hershey 3		4,328
		April 15 - Game 4	Rochester 4	Hershey 5	OT	3,603
		April 17 - Game 5	Hershey 2	Rochester 1		6,048
		April 18 - Game 6	Rochester 2	Hershey 0		4,734
1992/J	Roch. 4 Bing. 3	April 24 - Game 1	Rochester 1	Binghamton 6		4,074
		April 26 - Game 2	Binghamton 2	Rochester 4		5,040
		April 29 - Game 3	Rochester 1	Binghamton 3		3,127
		May 2 - Game 4	Binghamton 4	Rochester 2		5,484
		May 3 - Game 5	Rochester 4	Binghamton 2		4,187
		May 6 - Game 6	Binghamton 3	Rochester 4		5,191
		May 8 - Game 7	Rochester 4	Binghamton 2		4,803
1992/K	Adir. 2 Roch. 1	May 11 - Game 1	Rochester 2	Adirondack 3		3,368
		May 13 - Game 2	Adirondack 2	Rochester 3		5,192
		May 15 - Game 3	Adirondack 5	Rochester 3		7,112
1993/F	Roch. 4 Utica 1	April 16 - Game 1	Utica 3	Rochester 2	OT	3,652
		April 17 - Game 2	Utica 3	Rochester 9		4,461
		April 20 - Game 3	Rochester 6	Utica 4		2,224
		April 22 - Game 4	Rochester 4	Utica 3	OT	2,493
		April 24 - Game 5	Utica 2	Rochester 3		5,781
1993/J	Roch. 4 Bing. 3	May 3 - Game 1	Rochester 4	Binghamton 2		2,703
		May 5 - Game 2	Rochester 3	Binghamton 4	OT	3,369
		May 7 - Game 3	Binghamton 1	Rochester 5		5,772
		May 9 - Game 4	Binghamton 3	Rochester 2		4,908
		May 12 - Game 5	Rochester 2	Binghamton 4		3,948
		May 14 - Game 6	Binghamton 5	Rochester 7		5,232
		May 17 - Game 7	Rochester 3	Binghamton 2		4,803
1993/L	C.B. 4 Roch. 1	May 21 - Game 1	Cape Breton 4	Rochester 5	OT	7,292
		May 23 - Game 2	Cape Breton 6	Rochester 1		7,324
		May 26 - Game 3	Rochester 2	Cape Breton 5		4,810
		May 28 - Game 4	Rochester 3	Cape Breton 5		4,838
		May 30 - Game 5	Rochester 2	Cape Breton 7		4,886
Cape Breton Wins Calder Cup						
1994/E	Hers. 4 Roch. 0	April 13 - Game 1	Rochester 3	Hershey 5		3,346
		April 15 - Game 2	Rochester 4	Hershey 5	OT	4,538
		April 17 - Game 3	Hershey 4	Rochester 1		4,108
		April 20 - Game 4	Hershey 4	Rochester 3	OT	2,989
1995/E	Bing. 4 Roch. 1	April 12 - Game 1	Rochester 3	Binghamton 4		2,541
		April 14 - Game 2	Rochester 1	Binghamton 3		3,851
		April 15 - Game 3	Binghamton 2	Rochester 3		4,759
		April 19 - Game 4	Binghamton 8	Rochester 0		5,107
		April 21 - Game 5	Rochester 3	Binghamton 4	OT	4,361





PLAYOFFS

PLAYOFF HISTORY 1957-2016

PLAYOFF HISTORY

Year	Series	Date	Away	Home	OT	Attendance
1996/H	Roch. 3 Adir. 0	April 19 - Game 1	Rochester 4	Adirondack 1		2,046
		April 20 - Game 2	Rochester 3	Adirondack 1		2,265
		April 26 - Game 3	Adirondack 0	Rochester 6		5,059
1996/M	Roch. 4 Corn. 0	May 1 - Game 1	Cornwall 2	Rochester 3		3,258
		May 3 - Game 2	Cornwall 3	Rochester 6		5,560
		May 5 - Game 3	Rochester 3	Cornwall 1		1,462
		May 7 - Game 4	Rochester 3	Cornwall 2	OT	1,142
1996/O	Roch. 4 Syr. 1	May 17 - Game 1	Syracuse 2	Rochester 5		5,793
		May 19 - Game 2	Syracuse 4	Rochester 6		5,141
		May 22 - Game 3	Rochester 2	Syracuse 4		5,522
		May 24 - Game 4	Rochester 4	Syracuse 1		6,321
		May 25 - Game 5	Syracuse 5	Rochester 6	OT	7,181
1996/P	Roch. 4 Port. 3	June 1 - Game 1	Portland 3	Rochester 5		6,785
		June 2 - Game 2	Portland 1	Rochester 5		6,916
		June 5 - Game 3	Rochester 2	Portland 3		5,340
		June 8 - Game 4	Rochester 4	Portland 5		7,322
		June 9 - Game 5	Rochester 5	Portland 4	OT	6,132
		June 11 - Game 6	Portland 5	Rochester 1		7,489
		June 13 - Game 7	Portland 1	Rochester 2		7,502
Rochester Wins Calder Cup						
1997/E	Roch. 3 Syr. 0	April 18 - Game 1	Syracuse 4	Rochester 7		4,258
		April 19 - Game 2	Syracuse 2	Rochester 6		4,560
		April 23 - Game 3	Rochester 3	Syracuse 2		4,079
1997/K	Alb. 4 Roch. 3	April 30 - Game 1	Albany 3	Rochester 2	OT	3,209
		May 2 - Game 2	Albany 5	Rochester 3		5,272
		May 4 - Game 3	Rochester 5	Albany 2		3,685
		May 7 - Game 4	Rochester 2	Albany 3	OT	2,741
		May 9 - Game 5	Albany 2	Rochester 4		4,942
		May 11 - Game 6	Rochester 6	Albany 2		2,596
		May 14 - Game 7	Albany 6	Rochester 2		6,784
1998/G	Phil. 3 Roch. 1	April 14 - Game 1	Rochester 2	Philadelphia 5		9,491
		April 16 - Game 2	Rochester 5	Philadelphia 2		11,036
		April 18 - Game 3	Philadelphia 5	Rochester 2		4,185
		April 19 - Game 4	Philadelphia 6	Rochester 3		3,102
1999/E	Roch. 3 Adir. 0	April 21 - Game 1	Adirondack 2	Rochester 3	OT	3,238
		April 23 - Game 2	Adirondack 2	Rochester 5		5,073
		April 23 - Game 3	Rochester 2	Adirondack 1		1,732
1999/L	Roch. 4 Ham. 2	May 5 - Game 1	Hamilton 1	Rochester 3		3,564
		May 7 - Game 2	Hamilton 2	Rochester 5		5,530
		May 8 - Game 3	Rochester 1	Hamilton 2	OT	4,658
		May 11 - Game 4	Rochester 2	Hamilton 3		3,515
		May 14 - Game 5	Hamilton 1	Rochester 3		5,847
		May 16 - Game 6	Rochester 4	Hamilton 2		4,351
1999/O	Roch. 4 Phil. 2	May 20 - Game 1	Rochester 2	Philadelphia 3	OT	4,971
		May 22 - Game 2	Rochester 2	Philadelphia 5		6,311
		May 26 - Game 3	Philadelphia 0	Rochester 3		4,133
		May 28 - Game 4	Philadelphia 1	Rochester 6		6,822
		May 30 - Game 5	Philadelphia 1	Rochester 2	OT	5,480
		June 1 - Game 6	Rochester 4	Philadelphia 2		5,677





PLAYOFFS

PLAYOFF HISTORY 1957-2016

PLAYOFF HISTORY

Year	Series	Date	Away	Home	OT	Attendance
1999/P	Prov. 4 Roch. 1	June 5 - Game 1	Rochester 2	Providence 4	3 OT	11,306
		June 6 - Game 2	Rochester 0	Providence 6		8,269
		June 9 - Game 3	Providence 3	Rochester 2		6,736
		June 11 - Game 4	Providence 2	Rochester 4		8,802
		June 13 - Game 5	Rochester 1	Providence 5		11,909
Providence Wins Calder Cup						
2000/E	Roch. 3 Alb. 2	April 12 - Game 1	Albany 0	Rochester 4		4,029
		April 14 - Game 2	Albany 0	Rochester 4		5,173
		April 16 - Game 3	Rochester 1	Albany 5		2,394
		April 17 - Game 4	Rochester 0	Albany 2		2,056
		April 19 - Game 5	Albany 0	Rochester 2		5,563
2000/L	Roch. 4 Ham. 2	April 22 - Game 1	Hamilton 0	Rochester 4		7,494
		April 26 - Game 2	Rochester 1	Hamilton 3		3,071
		April 28 - Game 3	Hamilton 3	Rochester 4		8,238
		April 30 - Game 4	Rochester 3	Hamilton 0		4,104
		May 3 - Game 5	Hamilton 6	Rochester 5		5,179
		May 5 - Game 6	Rochester 3	Hamilton 0		3,615
2000/O	Roch. 4 Hers. 0	May 7 - Game 1	Hershey 1	Rochester 2		4,489
		May 9 - Game 2	Hershey 4	Rochester 8		4,627
		May 11 - Game 3	Rochester 3	Hershey 2		3,605
		May 13 - Game 4	Rochester 6	Hershey 1		4,632
2000/P	Hart. 4 Roch. 2	May 24 - Game 1	Rochester 0	Hartford 1		6,175
		May 26 - Game 2	Rochester 4	Hartford 1		11,168
		May 28 - Game 3	Hartford 3	Rochester 1		11,200
		May 31 - Game 4	Hartford 2	Rochester 4		9,106
		June 2 - Game 5	Rochester 0	Hartford 2		12,129
		June 4 - Game 6	Hartford 4	Rochester 1		11,051
Hartford Wins Calder Cup						
2001/E	Phil. 3 Roch. 1	April 11 - Game 1	Philadelphia 3	Rochester 4	OT	3,316
		April 13 - Game 2	Rochester 1	Philadelphia 2	OT	3,251
		April 14 - Game 3	Philadelphia 2	Rochester 0		5,092
		April 16 - Game 4	Rochester 2	Philadelphia 4		2,488
2002/Q2	Phil. 2 Roch. 0	April 9 - Game 1	Rochester 2	Philadelphia 4		1,685
		April 11 - Game 2	Rochester 2	Philadelphia 3		1,793
2003/Q1	Mil. 2 Roch. 1	April 10 - Game 1	Rochester 3	Milwaukee 4	OT	1,590
		April 12 - Game 2	Rochester 6	Milwaukee 3		2,652
		April 13 - Game 3	Rochester 1	Milwaukee 6		1,469
2004/F	Roch. 4 Syr. 3	April 16 - Game 1	Rochester 2	Syracuse 3		4,320
		April 17 - Game 2	Rochester 6	Syracuse 0		4,351
		April 21 - Game 3	Syracuse 3	Rochester 2		3,884
		April 23 - Game 4	Syracuse 3	Rochester 2		6,177
		April 25 - Game 5	Rochester 6	Syracuse 0		4,818
		April 28 - Game 6	Syracuse 5	Rochester 7		4,582
		May 1 - Game 7	Rochester 4	Syracuse 3	OT	6,182
2004/K	Roch. 4 Ham. 0	May 5 - Game 1	Rochester 2	Hamilton 0		2,331
		May 6 - Game 2	Rochester 4	Hamilton 1		2,239
		May 8 - Game 3	Hamilton 1	Rochester 5		8,486
		May 9 - Game 4	Hamilton 1	Rochester 3		5,784





PLAYOFFS

PLAYOFF HISTORY 1957-2016

PLAYOFF HISTORY

Year	Series	Date	Away	Home	OT	Attendance
2004/N	Mil. 4 Roch. 1	May 18 - Game 1	Rochester 1	Milwaukee 2		2,488
		May 20 - Game 2	Rochester 4	Milwaukee 1		3,176
		May 22 - Game 3	Milwaukee 2	Rochester 1*	OT	8,462
		May 23 - Game 4	Milwaukee 3	Rochester 2*		6,857
		May 26 - Game 5	Milwaukee 4	Rochester 1		5,854
* Games played at HSBC Arena in Buffalo						
2005/E	Roch. 4 Ham. 0	April 20 - Game 1	Hamilton 1	Rochester 3		3,807
		April 22 - Game 2	Hamilton 1	Rochester 2		5,817
		April 24 - Game 3	Rochester 4	Hamilton 3		3,938
		April 26 - Game 4	Rochester 5	Hamilton 4		3,119
2005/K	Man. 4 Roch. 1	May 4 - Game 1	Manitoba 2	Rochester 4		4,052
		May 6 - Game 2	Manitoba 1	Rochester 0		6,709
		May 9 - Game 3	Rochester 4	Manitoba 5	OT	7,140
		May 11 - Game 4	Rochester 1	Manitoba 2		8,520
		May 13 - Game 5	Rochester 2	Manitoba 5		15,015
2006	Amerks did not make playoffs					
2007/F	Ham. 4 Roch. 2	April 19 - Game 1	Hamilton 2	Rochester 0		2,536
		April 21 - Game 2	Hamilton 1	Rochester 3		3,486
		April 22 - Game 3	Rochester 4	Hamilton 5	2OT	2,239
		April 24 - Game 4	Rochester 4	Hamilton 3		2,145
		April 26 - Game 5	Hamilton 4	Rochester 2		3,086
		April 28 - Game 4	Rochester 2	Hamilton 6		3,221
2008	Amerks did not make playoffs					
2009	Amerks did not make playoffs					
2010/F	Abb. 4 Roch. 3	April 15	Abbotsford 3	Rochester 2		2,296
		April 17	Abbotsford 1	Rochester 4		3,597
		April 19	Rochester 8	Abbotsford 4		3,010
		April 21	Rochester 6	Abbotsford 1		2,633
		April 23	Rochester 1	Abbotsford 3		2,223
		April 25	Abbotsford 5	Rochester 1		3,185
		April 27	Abbotsford 2	Rochester 0		3,159
2011	Amerks did not make playoffs					
2012/F	Tor. 3 Roch. 0	April 19	Rochester 3	Toronto 4		6,244
		April 21	Rochester 3	Toronto 4		7,816
		April 23	Toronto 3	Rochester 0		7,118
2013/F	Tor. 3 Roch. 0	April 28	Rochester 3	Toronto 6		5,544
		April 29	Rochester 0	Toronto 2		6,052
		May 1	Toronto 3	Rochester 2	OT	4,565
2014/F	Chi. 3 Roch. 2	April 25	Chicago 4	Rochester 3	OT	5,710
		April 26	Chicago 2	Rochester 3		6,409
		May 1	Rochester 0	Chicago 4		4,220
		May 2	Rochester 7	Chicago 2		3,473
		May 4	Rochester 2	Chicago 4		3,613
2015	Amerks did not make playoffs					
2016	Amerks did not make playoffs					



PLAYOFFS

ALL-TIME TEAM PLAYOFF LEADERS



GAMES PLAYED

1	JODY GAGE	81
2	DAN FRAWLEY	80
3	RANDY CUNNEYWORTH	67
4	SCOTT METCALFE	65
5	SCOTT NICHOL	63
6	DOMENIC PITTIS	57
7	DEAN MELANSON	54
	DON McSWEEN	54
9	MIKE HURLBUT	51
10	DOUG HOUDA	49
11	DENIS HAMEL	48
12	JIM WIEMER	47
	STAN SMRKE	47

GOALS

1	JODY GAGE	36
2	JIM PAPPIN	21
3	RAY SHEPPARD	20
4	DAN FRAWLEY	19
	GEORDIE ROBERTSON	19
6	RANDY CUNNEYWORTH	18
7	DOMENIC PITTIS	16
8	BRONCO HORVATH	15
	STAN SMRKE	15
	GATES ORLANDO	15
11	SCOTT METCALFE	14
	SEAN McKENNA	14
	BOB MONGRAIN	14

PENALTY MINUTES

1	RANDY CUNNEYWORTH	194
2	JIM HOFFORD	157
3	DAN FRAWLEY	155
4	SCOTT METCALFE	138
5	DALE DeGRAY	135
6	CHRIS LANGEVIN	130
7	BRAD MILLER	119
8	ROB RAY	115
9	GEORDIE ROBERTSON	104
10	LOU CRAWFORD	94

GOALIE - GAMES PLAYED

1	BOBBY PERREAULT	43
2	DARCY WAKALUK	36
3	JACQUES CLOUTIER	34
4	MIKA NORONEN	26
5	RYAN MILLER	24
	MARTIN BIRON	24
	DAVID LITTMAN	24
8	STEVE SHIELDS	20
9	DAREN PUPPA	18
10	OLAF KOLZIG	17
11	GERRY CHEEVERS	14
	JIM PETTIE	14

POINTS

1	JODY GAGE	79
2	DOMENIC PITTIS	70
3	DAN FRAWLEY	46
4	GATES ORLANDO	45
5	GEORDIE ROBERTSON	43
6	RANDY CUNNEYWORTH	42
	JIM WIEMER	42
8	BRONCO HORVATH	41
9	DIXON WARD	35
10	STAN SMRKE	33
11	PETER CIAVAGLIA	32
	DON McSWEEN	32

ASSISTS

1	DOMENIC PITTIS	54
2	JODY GAGE	43
3	JIM WIEMER	34
4	GATES ORLANDO	30
5	DAN FRAWLEY	27
6	BRONCO HORVATH	26
7	GEORDIE ROBERTSON	24
	DIXON WARD	24
9	J.F. SAUVE	23
10	DON McSWEEN	22
11	PETER CIAVAGLIA	21

GOALIE GOALS AGAINST AVERAGE

(MINIMUM 5 GAMES PLAYED)

1	MIKA NORONEN	1.94
2	RYAN MILLER	2.37
3	GERRY McNEIL	2.40
4	MARTIN BIRON	2.47
5	STEVE SHIELDS	2.62
6	FRED DESCHENES	2.68
7	GERRY CHEEVERS	2.81
8	DAVE LITTMAN	2.89
	BOBBY PERREAULT	2.89
10	ED CHADWICK	2.92

GOALIE WINS

1	BOBBY PERREAULT	25
2	DARCY WAKALUK	21
	JACQUES CLOUTIER	21
4	STEVE SHIELDS	15
5	MIKA NORONEN	14
6	RYAN MILLER	13
	MARTIN BIRON	13
8	DAVID LITTMAN	12
9	DAREN PUPPA	10
10	OLAF KOLZIG	9
11	GERRY CHEEVERS	8
12	JIM PETTIE	6
	DAVE REECE	6



PLAYOFFS

ALL-TIME PLAYOFF STATISTICS

ALL-TIME PLAYOFF STATISTICS

NAME	SEASON	GP	G	A	PTS	PIM
Adam, Luke	11-12	3	0	1	1	4
Adam, Luke	12-13	3	0	0	0	2
Adam, Luke	13-14	5	2	2	4	4
	TOTAL	11	2	3	5	10
Adduono, Jeremy	99-00	21	6	11	17	2
Adduono, Jeremy	00-01	4	1	0	1	4
Adduono, Jeremy	01-02	2	1	0	1	0
	TOTAL	27	8	11	19	6
Adduono, Rick	75-76	7	2	1	3	7
Adduono, Rick	76-77	8	3	1	4	2
Adduono, Rick	77-78	6	1	2	3	6
	TOTAL	21	6	4	10	15
Afinogenov, Maxim	99-00	8	3	1	4	4
Aldcorn, Gary	56-57	10	1	4	5	2
Aldcorn, Gary	58-59	5	0	2	2	0
	TOTAL	15	1	6	7	2
Aldred, Jim	83-84	11	2	0	2	33
Aldous, Chris	99-00	4	0	1	1	0
Ambroziak, Peter	92-93	12	4	3	7	16
Amodeo, Mike	75-76	3	0	1	1	0
Anderson, Brad	77-78	6	1	1	2	6
Anderson, Earl	77-78	6	1	2	3	2
Anderson, Craig	06-07	6	0	0	0	4
Anderson, Shawn	89-90	9	1	0	1	8
Andersson, Mikael	86-87	9	1	2	3	2
Angotti, Lou	63-64	2	1	1	2	0
Arbour, Al	62-63	2	0	2	2	2
Arbour, Al	63-64	2	1	0	1	2
Arbour, Al	65-66	12	0	2	2	8
	TOTAL	16	1	4	5	12
Armia, Joel	13-14	5	3	3	6	9
Armstrong, Norm	63-64	2	0	1	1	4
Armstrong, Norm	65-66	12	0	0	0	12
	TOTAL	14	0	1	1	16
Armstrong, Bob	62-63	2	1	0	1	4
Askey, Tom	01-02	1	0	0	0	0
Askey, Tom	03-04	2	0	0	0	0
	TOTAL	3	0	0	0	0
Astley, Mark	94-95	3	0	2	2	2
Audette, Donald	89-90	15	9	8	17	29
Bailen, Nick	12-13	3	0	0	0	0
Balfour, Earl	56-57	10	3	5	8	6
Balfour, Murray	58-59	1	0	0	0	0
Barrie, Mike	93-94	3	0	1	1	0
Bartovic, Milan	00-01	4	0	1	1	2
Bartovic, Milan	01-02	2	0	0	0	0
Bartovic, Milan	02-03	3	0	0	0	0
Bartovic, Milan	03-04	2	0	0	0	2
Bartovic, Milan	04-05	9	0	3	3	22
	TOTAL	20	0	4	4	26
Bavis, Mike	93-94	2	0	1	1	0
Bavis, Mike	94-95	5	0	1	1	9
	TOTAL	7	0	2	2	9
Bednar, Jared	99-00	1	0	0	0	0
Bennett, Bill	76-77	4	1	1	2	12
Bennett, Bill	77-78	6	0	4	4	14
	TOTAL	10	1	5	6	26
Bernhardt, Tim	81-82	9	0	0	0	0
Bianchi, Joe	99-00	1	0	0	0	0





PLAYOFFS

ALL-TIME PLAYOFF STATISTICS

ALL-TIME PLAYOFF STATISTICS

NAME	SEASON	GP	G	A	PTS	PIM
Biega, Alex	11-12	2	0	2	2	6
Biega, Alex	12-13	3	0	2	2	2
	TOTAL	5	0	4	4	8
Biggs, Don	90-91	15	9	14	23	14
Biron, Martin	97-98	4	0	0	0	0
Biron, Martin	98-99	20	0	3	3	10
	TOTAL	24	0	3	3	10
Black, James	93-94	4	2	3	5	0
Bodak, Bob	83-84	3	0	2	2	0
Boikov, Alexandre	98-99	17	1	3	4	24
Boland, Mike	79-80	4	1	1	2	6
Bolibruck, Kevin	00-01	3	0	0	0	0
Bolibruck, Kevin	02-03	3	0	0	0	10
	TOTAL	6	0	0	0	12
Booth, David	06-07	6	0	2	2	4
Botterill, Jason	02-03	3	1	1	2	21
Botterill, Jason	03-04	16	5	10	15	19
	TOTAL	19	6	11	17	40
Boucher, Phillippe	92-93	3	0	1	1	2
Boulton, Eric	99-00	17	2	1	3	53
Boyce, Ian	91-92	16	3	1	4	0
Boyer, Wally	61-62	2	0	0	0	0
Boyer, Wally	63-64	2	1	0	1	2
	TOTAL	4	1	0	1	2
Brassard, Gaston	62-63	1	0	0	0	0
Breen, Mike	79-80	4	0	1	1	4
Brennan, T.J.	11-12	3	2	0	2	6
Brindley, Ryan	01-02	2	0	0	0	0
Brine, David	09-10	7	0	1	1	2
Brown, Arnie	62-63	2	0	0	0	6
Brown, Curtis	95-96	12	0	1	1	2
Brown, Curtis	96-97	10	4	5	9	4
	TOTAL	22	4	6	10	6
Brown, Greg	90-91	14	1	4	5	8
Brown, Greg	91-92	15	1	5	6	4
Brown, Greg	92-93	16	3	8	11	14
	TOTAL	45	5	17	22	26
Brownschilde, Jack	86-87	12	1	3	4	0
Brydges, Paul	87-88	7	1	1	2	4
Buckley, Tom	99-00	4	1	0	1	0
Burns, Gary	84-85	2	0	1	1	6
Burridge, Randy	97-98	1	0	1	1	0
Byers, Mike	76-77	8	2	4	6	0
Campbell, Brian	98-99	2	0	0	0	0
Campbell, Brian	99-00	21	0	3	3	0
Campbell, Brian	00-01	4	0	1	1	0
	TOTAL	27	0	4	4	0
Capello, Jeff	87-88	7	1	4	5	4
Card, Mike	06-07	6	0	0	0	8
Carney, Keith	91-92	2	0	2	2	0
Carter, Bill	58-59	5	0	0	0	0
Casselmann, Mike	97-98	4	1	1	2	2
Catenacci, Dan	13-14	2	0	0	0	0
Cherry, Don	63-64	2	0	0	0	4
Cherry, Don	65-66	12	2	5	7	14
	TOTAL	14	2	5	7	18
Chapman, Brian	03-04	16	1	0	1	18
Charron, Craig	95-96	19	7	10	17	12





PLAYOFFS

ALL-TIME PLAYOFF STATISTICS

ALL-TIME PLAYOFF STATISTICS

NAME	SEASON	GP	G	A	PTS	PIM
Charron, Craig	96-97	10	2	7	9	4
Charron, Craig	97-98	4	1	1	2	0
Charron, Craig	00-01	4	0	1	1	2
Charron, Craig	01-02	2	0	0	0	0
	TOTAL	39	10	19	29	18
Cheevers, Gerry	63-64	2	0	0	0	0
Ciavaglia, Peter	91-92	6	2	5	7	6
Ciavaglia, Peter	92-93	17	9	16	25	12
	TOTAL	23	11	21	32	18
Cielsa, Hank	59-60	11	3	7	10	14
Cipolla, Jason	99-00	21	4	4	8	27
Cipolla, Jason	00-01	4	0	0	0	2
	TOTAL	25	4	4	8	29
Clark, Gordie	75-76	7	2	3	5	5
Clark, Gordie	76-77	12	7	9	16	4
Clark, Gordie	77-78	6	2	0	2	0
	TOTAL	25	11	12	23	9
Cloutier, Jacques	82-83	16	0	1	1	2
Cloutier, Jacques	83-84	18	0	1	1	10
	TOTAL	34	0	2	2	12
Colley, Kevin	01-02	2	0	1	1	0
Conacher, Brian	65-66	12	6	0	6	18
Conn, Rob	95-96	19	7	6	13	10
Conroy, Al	86-87	13	1	3	4	50
Cooper, Dave	93-94	4	1	1	2	2
Cooper, Dave	95-96	8	0	1	1	12
	TOTAL	12	1	2	3	14
Copeland, Todd	94-95	5	1	0	1	14
Corkum, Bob	89-90	12	2	5	7	16
Corkum, Bob	90-91	15	4	4	8	4
Corkum, Bob	91-92	8	0	6	6	8
	TOTAL	35	6	15	21	28
Cote, Roger	61-62	2	0	0	0	4
Crawford, Lou	82-83	13	1	1	2	7
Crawford, Lou	83-84	17	2	4	6	87
	TOTAL	30	3	5	8	94
Crawford, Nick	11-12	3	0	1	1	0
Crawford, Nick	12-13	1	0	0	0	0
Crawford, Nick	13-14	5	1	1	2	6
	TOTAL	9	1	2	3	6
Creighton, Adam	84-85	5	2	1	3	20
Creighton, Dave	58-59	5	1	3	4	4
Creighton, Dave	59-60	12	3	3	6	10
	TOTAL	17	4	6	10	14
Crowley, Paul	79-80	4	1	0	1	6
Crozier, Joe	59-60	12	0	2	2	11
Cullen, David	03-04	16	1	4	5	6
Cullen, David	04-05	9	2	3	5	4
	TOTAL	25	3	7	10	10
Cunneyworth, Randy	81-82	9	4	0	4	30
Cunneyworth, Randy	82-83	16	4	4	8	35
Cunneyworth, Randy	83-84	17	5	5	10	55
Cunneyworth, Randy	84-85	5	2	1	3	16
Cunneyworth, Randy	98-99	20	3	14	17	58
	TOTAL	67	18	24	42	194
Dadonov, Evgeny	09-10	7	0	1	1	0
Daubenspeck, Kirk	99-00	1	0	0	0	0
Davidson, Matt	97-98	3	1	0	1	2





PLAYOFFS

ALL-TIME PLAYOFF STATISTICS

ALL-TIME PLAYOFF STATISTICS

NAME	SEASON	GP	G	A	PTS	PIM
Davidson, Matt	98-99	18	2	1	3	6
Davidson, Matt	99-00	20	4	2	6	8
	TOTAL	41	7	3	10	16
Davis, Mal	81-82	9	2	3	5	2
Davis, Mal	83-84	15	6	9	15	33
	TOTAL	24	8	12	20	35
Dawe, Jason	92-93	3	1	0	1	0
Dawe, Jason	03-04	1	0	0	0	0
	TOTAL	4	1	0	1	0
DeGray, Dale	89-90	17	5	6	11	59
DeGray, Dale	90-91	15	3	4	7	76
de Gray, John	09-10	2	0	0	0	2
	TOTAL	32	8	10	18	135
Deslauriers, Jacque	56-57	2	0	1	1	0
Deslauriers, Nick	13-14	5	1	1	2	9
Douglas, Kent	63-64	2	0	1	1	4
Donaldson, Mike	61-62	2	0	0	0	0
Donnelly, Mike	89-90	16	12	7	19	9
Drader, Daryl	79-80	4	0	3	3	4
Draper, Tom	98-99	2	0	0	0	0
Draper, Bruce	61-62	2	0	0	0	0
Draper, Bruce	62-63	2	0	1	1	0
	TOTAL	4	0	1	1	0
Drolet, Rene	75-76	7	0	1	1	0
Drolet, Rene	76-77	12	5	4	9	4
Drolet, Rene	77-78	6	5	1	6	2
	TOTAL	25	10	6	16	6
Duco, Michael	09-10	7	1	0	1	18
Duff, Les	63-64	2	0	1	1	0
Duff, Les	65-66	12	0	2	2	8
	TOTAL	14	0	3	3	8
Dufresne, Sylvain	04-05	1	0	0	0	0
Duncan, Bob	56-57	3	0	1	1	8
Dunn, Richie	86-87	18	1	6	7	6
Dunn, Richie	87-88	7	3	3	6	2
Dunn, Richie	89-90	7	0	4	4	4
	TOTAL	32	4	13	17	12
Dupuis, Marc	98-99	16	0	0	0	4
Dumont, J.P.	99-00	21	14	7	21	32
Dykstra, Steve	82-83	15	0	5	5	27
Dykstra, Steve	84-85	2	0	1	1	10
	TOTAL	17	0	6	6	37
Edestrand, Darryl	65-66	4	1	0	1	2
Edestrand, Darryl	76-77	12	1	3	4	8
	TOTAL	16	2	3	5	10
Ehman, Gerry	61-62	2	1	1	2	0
Ehman, Gerry	63-64	2	0	1	1	0
Ehman, Gerry	65-66	12	5	4	9	8
Ehman, Gerry	66-67	13	2	7	9	6
	TOTAL	29	8	13	21	14
Ellerby, Keaton	09-10	7	1	0	1	4
Ellis, Matt	12-13	3	0	0	0	2
Faulkner, Alex	61-62	2	1	1	2	0
Fehr, Clint	81-82	5	1	1	2	2
Fehr, Clint	82-83	4	0	1	1	24
	TOTAL	9	1	2	3	26
Fenyves, Dave	81-82	5	0	1	1	4
Fenyves, Dave	83-84	16	1	4	5	22



PLAYOFFS

ALL-TIME PLAYOFF STATISTICS

ALL-TIME PLAYOFF STATISTICS

NAME	SEASON	GP	G	A	PTS	PIM
Fenyves, Dave	87-88	18	3	12	15	10
	TOTAL	39	4	17	21	36
Ferner, Mark	87-88	7	1	4	5	31
Finley, Joe	11-12	3	0	0	0	0
Fischer, Ron	81-82	9	1	2	3	22
Fischer, Ron	83-84	15	4	3	7	19
	TOTAL	24	5	5	10	41
Fisher, Craig	98-99	20	9	11	20	10
Fitzpatrick, Rory	01-02	2	0	1	1	0
Fitzpatrick, Rory	04-05	9	0	1	1	12
Fitzpatrick, Rory	09-10	2	0	0	0	0
	TOTAL	13	0	2	2	12
Fleming, Reg	58-59	5	0	1	1	13
Flichel, Todd	92-93	16	2	4	6	22
Flynn, Brian	12-13	3	0	0	0	4
Foligno, Marcus	11-12	3	2	1	3	4
Forbes, Mike	77-78	6	0	1	1	24
Franceschetti, Lou	91-92	15	3	5	8	31
Floyd, Larry	81-82	7	1	1	2	0
Fraser, Jay	86-87	6	0	1	1	17
Frawley, Dan	90-91	14	4	7	11	34
Frawley, Dan	91-92	16	7	5	12	35
Frawley, Dan	92-93	17	1	7	8	70
Frawley, Dan	95-96	19	5	6	11	8
Frawley, Dan	96-97	10	2	2	4	6
Frawley, Dan	97-98	4	0	0	0	2
	TOTAL	80	19	27	46	155
Funk, Mike	06-07	6	0	1	1	4
Gage, Jody	86-87	17	14	5	19	24
Gage, Jody	87-88	5	2	5	7	10
Gage, Jody	89-90	17	4	6	10	12
Gage, Jody	90-91	15	6	10	16	14
Gage, Jody	91-92	16	5	9	14	10
Gage, Jody	92-93	9	5	8	13	2
Gage, Jody	94-95	2	0	0	0	0
	TOTAL	81	36	43	79	72
Gamble, Dick	61-62	2	0	2	2	0
Gamble, Dick	62-63	2	0	1	1	0
Gamble, Dick	63-64	2	0	0	0	0
Gamble, Dick	64-65	10	5	8	13	6
Gamble, Dick	65-66	12	2	9	11	16
	TOTAL	28	7	20	27	22
Garrison, Jason	09-10	7	2	7	9	0
Garwasiuk, Ron	75-76	7	2	5	7	6
Garwasiuk, Ron	76-77	12	2	3	5	15
Garwasiuk, Ron	77-78	6	3	2	5	33
	TOTAL	25	7	10	17	54
Gasseau, James	87-88	7	2	4	6	24
Gaustad, Paul	02-03	3	0	0	0	4
Gaustad, Paul	03-04	16	3	10	13	30
Gaustad, Paul	04-05	9	6	5	11	16
	TOTAL	28	9	15	24	50
Gauthier-Leduc, Jerome	12-13	3	0	0	0	0
Gauthier-Leduc, Jerome	13-14	4	0	1	1	0
	TOTAL	7	0	1	1	0
Germain, Eric	94-95	5	0	2	2	18
Gibson, Doug	76-77	12	5	10	15	2
Gilies, Jere	82-83	16	1	7	8	11





PLAYOFFS

ALL-TIME PLAYOFF STATISTICS

ALL-TIME PLAYOFF STATISTICS

NAME	SEASON	GP	G	A	PTS	PIM
Gillies, Colton	13-14	5	1	1	2	11
Girgensons, Zemgus	12-13	3	3	0	3	0
Globke, Rob	06-07	4	0	0	0	0
Gongalsky, Igor	11-12	3	0	0	0	0
Gordiouk, Viktor	92-93	17	9	9	18	4
Gordiouk, Viktor	93-94	4	3	0	3	2
Gordiouk, Viktor	94-95	3	0	2	2	0
TOTAL		24	12	11	23	6
Gorman, Dave	81-82	8	3	4	7	11
Gould, John	79-80	4	0	1	1	2
Graham, Rod	76-77	12	1	4	5	6
Graham, Rod	77-78	6	0	2	2	9
TOTAL		18	1	6	7	15
Grand-Pierre, J-L	97-98	4	0	0	0	2
Grand-Pierre, J-L	99-00	17	0	1	1	40
TOTAL		21	0	1	1	42
Gratchev, Maxime	09-10	2	0	0	0	0
Gray, Terry	58-59	5	1	2	3	2
Grigorenko, Mikhail	12-13	2	0	0	0	0
Grigorenko, Mikhail	13-14	5	0	0	0	2
TOTAL		7	0	0	0	2
Grimshaw, Ryan	11-12	3	0	0	0	0
Guay, Francois	89-90	16	4	8	12	12
Guay, Francois	90-91	13	5	5	10	8
TOTAL		29	9	13	22	20
Hackett, Matt	12-13	1	0	0	0	0
Hajdu, Richard	84-85	5	1	5	6	6
Hajdu, Richard	86-87	11	1	1	2	9
TOTAL		16	2	6	8	15
Haller, Kevin	90-91	10	2	1	3	6
Halward, Doug	75-76	4	1	0	1	4
Halward, Doug	77-78	6	0	3	3	2
TOTAL		10	1	3	4	6
Halyk, Chris	79-80	4	0	1	1	0
Halyk, Chris	81-82	9	1	4	5	4
TOTAL		13	1	5	6	4
Hampson, Ted	59-60	12	2	4	6	2
Hamel, Denis	97-98	4	1	2	3	0
Hamel, Denis	98-99	20	3	4	7	10
Hamel, Denis	99-00	21	6	7	13	49
Hamel, Denis	02-03	3	3	2	5	4
TOTAL		48	13	15	28	63
Hampson, Ted	59-60	12	2	4	6	2
Hancock, Quinn	00-01	4	0	0	0	0
Hannigan, Gordon	56-57	10	2	4	6	37
Hannigan, Pat	58-59	4	0	1	1	0
Hannigan, Pat	59-60	11	4	6	10	14
TOTAL		15	4	7	11	14
Harder, Mike	97-98	4	3	2	5	8
Harder, Mike	98-99	20	2	9	11	23
TOTAL		24	5	11	16	31
Harper, Warren	83-84	18	3	3	6	11
Harper, Warren	84-85	5	0	2	2	8
Harper, Warren	86-87	11	1	4	5	18
TOTAL		34	4	9	13	37
Harrington, John	79-80	3	1	0	1	0
Harris, Billy	56-57	2	0	0	0	4
Harris, Billy	64-65	10	5	12	17	10
TOTAL		12	5	12	17	14



PLAYOFFS

ALL-TIME PLAYOFF STATISTICS

ALL-TIME PLAYOFF STATISTICS

NAME	SEASON	GP	G	A	PTS	PIM
Harrison, Paul	82-83	3	0	0	0	0
Hartman, Mike	87-88	4	1	0	1	22
Hecl, Radoslav	02-03	3	0	0	0	2
Helbling, Timo	06-07	6	2	0	2	6
Henry, Jordan	09-10	7	4	0	4	23
Hess, Bob	81-82	9	1	3	4	2
Hicke, Billy	58-59	5	1	1	2	12
Hillman, Larry	64-65	10	3	5	8	31
Hinks, Rod	92-93	7	0	2	2	0
Hoekstra, Cecil	58-59	5	1	1	2	0
Hoekstra, Cecil	59-60	5	1	1	2	0
TOTAL		10	2	2	4	0
Hofford, Jim	84-85	5	0	0	0	16
Hofford, Jim	86-87	13	1	0	1	57
Hofford, Jim	87-88	7	0	0	0	28
Hofford, Jim	89-90	17	1	1	2	56
TOTAL		42	2	1	3	157
Hogue, Benoit	86-87	12	5	4	9	8
Hogue, Benoit	87-88	7	6	1	7	46
TOTAL		19	11	5	16	54
Holland, Jason	97-98	4	0	3	3	4
Holland, Jason	98-99	20	2	5	7	8
Holland, Jason	99-00	12	1	0	1	2
Holland, Jason	00-01	4	1	0	1	0
TOTAL		40	4	8	12	14
Hollinger, Terry	95-96	19	3	11	14	12
Hollinger, Terry	96-97	10	2	7	9	27
TOTAL		29	5	18	23	39
Holzinger, Brian	95-96	19	10	14	24	10
Horachek, Peter	79-80	4	1	3	4	0
Horachek, Peter	81-82	6	3	4	7	0
TOTAL		10	4	7	11	0
Horvath, Bronco	56-57	10	6	7	13	14
Horvath, Bronco	63-64	2	0	0	0	2
Horvath, Bronco	64-65	10	4	5	9	16
Horvath, Bronco	65-66	12	3	7	10	22
Horvath, Bronco	66-67	12	2	7	9	2
TOTAL		46	15	26	41	56
Houda, Doug	95-96	19	3	5	8	30
Houda, Doug	99-00	21	1	8	9	39
Houda, Doug	00-01	4	0	0	0	4
Houda, Doug	01-02	2	0	0	0	4
Houda, Doug	02-03	3	0	2	2	22
TOTAL		49	4	13	19	99
Houlder, Bill	90-91	15	5	13	18	4
Houlder, Bill	91-92	16	5	6	11	4
TOTAL		31	10	19	29	8
Huddy, Charlie	96-97	4	0	0	0	0
Hudson, Carl	09-10	5	0	1	1	12
Hunter, Dylan	06-07	6	1	2	3	2
Hurlbut, Mike	97-98	4	1	1	2	2
Hurlbut, Mike	98-99	20	4	5	9	12
Hurlbut, Mike	99-00	21	5	6	11	14
Hurlbut, Mike	00-01	4	1	0	1	6
Hurlbut, Mike	01-02	2	0	0	0	0
TOTAL		51	11	12	23	34
Hurst, Ron	56-57	10	1	4	5	20
Hutchins, Jeff	03-04	1	0	0	0	2





PLAYOFFS

ALL-TIME PLAYOFF STATISTICS

ALL-TIME PLAYOFF STATISTICS

NAME	SEASON	GP	G	A	PTS	PIM
Hutchins, Jeff	04-05	8	0	0	0	0
	TOTAL	9	0	0	0	2
Hutchings, Alex	13-14	3	0	1	1	2
Hynes, Dave	75-76	7	3	2	5	11
Iob, Tony	92-93	7	1	1	2	14
Ireland, Randy	79-80	1	0	1	1	0
Irwin, Brayden	13-14	5	3	0	3	10
Jacina, Greg	06-07	3	0	1	1	4
Jackson, Dane	95-96	19	4	6	10	53
Jackson, Dane	96-97	10	7	5	12	14
Jackson, Dane	97-98	3	2	2	4	4
Jackson, Dane	00-01	4	1	1	2	4
	TOTAL	36	14	14	28	75
Jackson, Jim	86-87	16	5	4	9	6
Jackson, Jim	87-88	7	2	6	8	4
Jackson, Jim	89-90	9	1	5	6	4
	TOTAL	32	8	15	23	14
James, Val	81-82	6	0	2	2	16
James, Val	82-83	16	1	0	1	27
	TOTAL	22	1	2	3	43
Janik, Doug	01-02	2	0	0	0	0
Janik, Doug	02-03	3	0	0	0	6
Janik, Doug	03-04	16	1	2	3	22
Janik, Doug	04-05	9	0	2	2	10
	TOTAL	30	1	4	5	38
Jaquith, Gary	76-77	10	1	1	2	2
Jarrett, Gary	62-63	2	1	3	4	0
Jeffrey, Larry	65-66	12	6	5	11	4
Jillson, Jeff	04-05	9	1	1	2	12
Johnson, Norm	58-59	5	1	2	3	13
Johnson, Jamie	09-10	7	2	4	6	5
Jones, Jim	75-76	7	1	0	1	11
Joyal, Ed	66-67	13	10	3	13	4
Jutila, Timo	84-85	5	2	5	7	2
Kaese, Trent	87-88	3	1	2	3	2
Kalinin, Dmitri	98-99	7	0	0	0	6
Kalinin, Dmitri	99-00	21	2	9	11	8
	TOTAL	28	2	9	11	14
Keenan, Larry	61-62	2	0	0	0	0
Keenan, Larry	62-63	2	0	1	1	0
	TOTAL	4	0	1	1	0
Keller, Don	81-82	6	0	1	1	17
Keller, Don	82-83	9	2	0	2	19
	TOTAL	15	2	1	3	36
Kenny, Shane	98-99	1	0	0	0	10
Kerr, Kevin	87-88	5	1	3	4	42
King, Steven	97-98	4	1	1	2	4
Kinnie, Mike	04-05	5	0	0	0	0
Klimentiev, Sergei	95-96	19	2	8	10	16
Klimentiev, Sergei	96-97	10	1	4	5	28
	TOTAL	29	3	12	15	44
Knickle, Rick	81-82	3	0	0	0	0
Kolzig, Olaf	92-93	17	0	1	1	8
Kotalik, Ales	01-02	1	0	0	0	0
Kraftcheck, Steve	58-59	5	0	2	2	4
Kraftcheck, Steve	59-60	12	1	3	4	12
Kraftcheck, Steve	61-62	2	0	0	0	2
	TOTAL	19	1	5	6	18



PLAYOFFS

ALL-TIME PLAYOFF STATISTICS

ALL-TIME PLAYOFF STATISTICS

NAME	SEASON	GP	G	A	PTS	PIM
Kreps, Kamil	06-07	6	1	0	1	0
Kristek, Jaroslav	01-02	1	0	0	0	0
Krupp, Uwe	86-87	17	1	11	12	16
Krys, Mark	93-94	4	0	1	1	6
Labrosse, Claude	58-59	5	0	0	0	10
Labrosse, Claude	59-60	12	1	5	6	20
TOTAL		17	1	5	6	30
Lacombe, Normand	84-85	5	3	1	4	4
Lakovic, Sasha	00-01	4	1	1	2	32
Lambert, Yvon	82-83	12	2	4	6	2
Lambert, Yvon	83-84	18	8	11	19	2
TOTAL		30	10	15	25	4
Langdon, Steve	75-76	5	0	1	1	0
Langdon, Steve	76-77	12	2	5	7	2
Langdon, Steve	77-78	6	1	3	4	0
TOTAL		23	3	9	12	2
Langevin, Chris	81-82	9	4	5	9	33
Langevin, Chris	82-83	11	0	3	3	34
Langevin, Chris	83-84	15	3	2	5	39
Langevin, Chris	84-85	5	2	1	3	24
TOTAL		40	9	11	20	130
Langlois, Al	56-57	10	0	4	4	18
Larocque, Mario	01-02	2	0	0	0	0
Larsson, Johan	12-13	3	0	3	3	6
Larsson, Johan	13-14	5	1	2	3	4
TOTAL		8	1	5	6	10
Lavigne, Eric	96-97	6	0	1	1	26
Lawson, Ed	62-63	2	1	1	2	2
Lawson, Ed	63-64	2	0	0	0	0
TOTAL		4	1	1	2	2
Legault, Maxime	11-12	3	0	1	1	2
Legault, Maxime	12-13	1	0	0	0	0
TOTAL		4	0	1	1	2
Leggio, David	11-12	3	0	0	0	0
Leggio, David	12-13	2	0	0	0	0
TOTAL		5	0	0	0	0
Leime, Heikki	82-83	1	0	0	0	0
Lever, Don	86-87	18	4	3	7	14
Lingren, Steve	03-04	16	3	1	4	10
Lingren, Steve	04-05	2	0	0	0	0
TOTAL		18	3	1	4	10
Litzenberger, Ed	63-64	2	1	1	2	2
Litzenberger, Ed	65-66	12	1	5	6	8
TOTAL		14	2	6	8	10
Loewen, Darcy	89-90	5	1	0	1	6
Loewen, Darcy	90-91	15	1	5	6	14
Loewen, Darcy	91-92	4	0	1	1	8
TOTAL		24	2	6	8	28
Logan, Bob	86-87	18	5	10	15	4
Longarini, John	58-59	4	0	1	1	0
Ludzik, Steve	89-90	16	5	6	11	57
Ludzik, Steve	90-91	8	3	5	8	6
Ludzik, Steve	91-92	14	2	1	3	8
TOTAL		38	10	12	22	71
Luksa, Chuck	81-82	6	0	2	2	4
Lund, Joe	56-57	9	1	2	3	12
MacDonald, Doug	92-93	7	0	2	2	4
MacDonald, Doug	93-94	4	1	1	2	8



PLAYOFFS

ALL-TIME PLAYOFF STATISTICS

ALL-TIME PLAYOFF STATISTICS

NAME	SEASON	GP	G	A	PTS	PIM
MacDonald, Doug	94-95	5	0	1	1	0
	TOTAL	16	1	4	5	12
MacIntyre, Steve	09-10	6	0	0	0	23
MacKenzie, Matt	12-13	2	0	1	1	2
MacKenzie, Matt	13-14	1	0	0	0	2
	TOTAL	3	0	1	1	4
MacNeil, Al	58-59	5	1	1	2	17
MacNeil, Al	59-60	12	1	2	3	12
	TOTAL	17	2	3	5	29
Mader, Mike	00-01	4	0	0	0	4
Makarov, Andrey	13-14	5	0	0	0	0
Maluta, Ray	74-75	12	3	0	3	42
Maluta, Ray	75-76	7	0	2	2	6
Maluta, Ray	76-77	12	0	5	5	16
Maluta, Ray	77-78	6	1	3	4	16
	TOTAL	37	4	10	14	80
Mancari, Mark	06-07	6	1	5	6	6
Mancari, Mark	12-13	3	0	2	2	12
	TOTAL	9	1	7	8	18
Martin, Grant	87-88	7	4	5	9	17
Masnick, Paul	56-57	10	5	5	10	17
Matte, Christian	01-02	2	0	0	0	0
Matthias, Shawn	09-10	7	2	5	7	7
Mattiussi, Dick	59-60	12	0	0	0	14
Mazur, Eddie	56-57	10	3	9	12	18
McAdam, Gary	82-83	16	3	4	7	4
MacArthur, Clarke	04-05	3	0	1	1	0
MacArthur, Clarke	06-07	6	2	4	6	4
	TOTAL	9	2	5	7	4
McCormick, Cody	12-13	3	1	0	1	26
McCrory, Scott	89-90	13	3	6	9	2
McDonald, Ab	56-57	9	3	1	4	0
McKenna, Sean	82-83	16	14	8	22	18
McGregor, Brian	77-78	6	1	3	4	2
McLaughlin, Mike	92-93	16	4	2	6	8
McMorrow, Sean	02-03	3	0	0	0	17
McMorrow, Sean	03-04	14	1	0	1	15
McMorrow, Sean	04-05	4	0	0	0	16
	TOTAL	21	1	0	1	48
McNabb, Brayden	11-12	3	0	1	1	0
McNamee, Peter	77-78	6	0	1	1	34
McSween, Don	87-88	6	0	1	1	15
McSween, Don	89-90	17	3	10	13	12
McSween, Don	90-91	15	2	5	7	8
McSween, Don	91-92	16	5	6	11	18
	TOTAL	54	10	22	32	53
Melanson, Dean	92-93	14	1	6	7	18
Melanson, Dean	93-94	4	0	1	1	2
Melanson, Dean	95-96	14	3	3	6	22
Melanson, Dean	97-98	4	0	2	2	0
Melanson, Dean	98-99	17	3	2	5	32
	TOTAL	53	7	14	21	74
Merrell, Barry	75-76	7	3	2	5	2
Merrell, Barry	76-77	12	2	7	9	4
	TOTAL	19	5	9	14	6
Metcalfe, Scott	87-88	7	1	3	4	24
Metcalfe, Scott	89-90	2	0	1	1	0
Metcalfe, Scott	93-94	4	1	0	1	31



PLAYOFFS

ALL-TIME PLAYOFF STATISTICS

ALL-TIME PLAYOFF STATISTICS

NAME	SEASON	GP	G	A	PTS	PIM
Metcalfe, Scott	90-91	14	4	1	5	27
Metcalfe, Scott	94-95	5	1	1	2	4
Metcalfe, Scott	95-96	19	6	8	14	23
Metcalfe, Scott	96-97	10	1	3	4	18
Metcalfe, Scott	97-98	4	0	0	0	11
	TOTAL	65	14	17	31	138
Methot, Francois	98-99	9	0	1	1	0
Methot, Francois	99-00	21	2	4	6	16
Methot, Francois	00-01	4	1	3	4	0
Methot, Francois	01-02	2	1	0	1	0
Methot, Francois	02-03	3	0	4	4	0
	TOTAL	39	4	12	16	16
Meyer, Jayson	86-87	18	2	8	10	14
Meyer, Stefan	06-07	6	0	2	2	8
Migay, Rudy	58-59	3	1	0	1	6
Migay, Rudy	59-60	12	3	10	13	19
	TOTAL	15	4	10	14	25
Milbury, Mike	75-76	3	0	1	1	13
Miller, Brad	89-90	8	1	0	1	52
Miller, Brad	90-91	12	0	4	4	67
	TOTAL	20	1	4	5	119
Miller, Ryan	02-03	3	0	0	0	0
Miller, Ryan	03-04	14	0	0	0	0
Miller, Ryan	04-05	9	0	1	1	0
	TOTAL	26	0	1	1	0
Milley, Norm	00-01	4	0	0	0	2
Milley, Norm	01-02	2	0	3	3	6
Milley, Norm	02-03	3	2	0	2	2
Milley, Norm	03-04	16	7	6	13	10
Milley, Norm	04-05	9	1	2	3	4
	TOTAL	34	10	11	21	24
Mink, Graham	09-10	6	3	2	5	23
Moller, Mike	82-83	11	2	4	6	4
Moller, Mike	84-85	5	1	1	2	0
	TOTAL	16	3	5	8	4
Mongrain, Bob	82-83	16	3	5	8	24
Mongrain, Bob	83-84	18	11	9	20	46
	TOTAL	34	14	14	28	70
Moore, Barrie	95-96	18	3	6	9	18
Moore, Jimmy	58-59	5	1	0	1	2
Morrisonn, Shaone	11-12	1	0	0	0	0
Mougenel, Ryan	99-00	2	0	0	0	0
Moser, Jay	96-97	9	1	1	2	4
Mrozik, Rick	03-04	15	1	4	5	4
Murphy, Joe	99-00	21	4	2	6	27
Murphy, Joe	00-01	4	0	1	1	4
	TOTAL	25	4	3	7	31
Naud, Daniel	82-83	15	3	5	8	4
Naud, Daniel	83-84	18	4	12	16	4
	TOTAL	33	7	17	24	8
Ndur, Rumun	95-96	17	1	2	3	33
Ndur, Rumun	96-97	10	3	1	4	21
Ndur, Rumun	97-98	4	0	2	2	16
	TOTAL	31	4	5	9	70
Nelson, Riley	02-03	3	0	0	0	2
Nelson, Todd	00-01	4	0	2	2	2
Nemeth, Tom	94-95	4	2	1	3	4
Nichol, Scott	94-95	5	0	3	3	14





PLAYOFFS

ALL-TIME PLAYOFF STATISTICS

ALL-TIME PLAYOFF STATISTICS

NAME	SEASON	GP	G	A	PTS	PIM
Nichol, Scott	95-96	19	7	6	13	36
Nichol, Scott	96-97	10	2	1	3	26
	TOTAL	34	9	10	19	76
Nordstrom, Carlin	98-99	6	0	0	0	18
Noronen, Mika	99-00	21	0	0	0	4
Noronen, Mika	00-01	4	0	0	0	0
Noronen, Mika	01-02	1	0	0	0	0
	TOTAL	26	0	0	0	4
Novotny, Jiri	02-03	3	0	1	1	10
Novotny, Jiri	03-04	13	0	1	1	10
Novotny, Jiri	04-05	9	2	2	4	4
	TOTAL	25	2	4	6	24
O'Connell, Tim	02-03	3	0	0	0	4
Oreskovich, Victor	09-10	6	0	0	0	10
Orlando, Gates	83-84	18	4	10	14	6
Orlando, Gates	84-85	2	0	1	1	6
Orlando, Gates	86-87	18	9	13	22	14
Orlando, Gates	87-88	7	2	6	8	6
	TOTAL	45	15	30	45	32
Paetsch, Nathan	03-04	16	1	1	2	28
Paetsch, Nathan	04-05	9	1	1	2	16
	TOTAL	25	2	2	4	44
Paille, Daniel	04-05	9	2	2	4	6
Pappin, Jim	61-62	2	1	0	1	2
Pappin, Jim	62-63	2	1	2	3	2
Pappin, Jim	64-65	10	11	5	16	32
Pappin, Jim	65-66	12	8	3	11	13
Pappin, Jim	67-68	11	2	6	8	32
	TOTAL	37	23	16	39	81
Peters, Andrew	02-03	3	0	0	0	24
Peters, Geoff	01-02	2	0	1	1	0
Peters, Geoff	03-04	16	0	4	4	27
Peters, Geoff	04-05	9	0	2	2	18
	TOTAL	27	0	7	7	45
Petrecki, Nick	13-14	5	0	0	0	2
Pittis, Domenic	98-99	20	7	14	21	40
Pittis, Domenic	99-00	21	4	26	30	28
Pittis, Domenic	03-04	16	5	14	19	30
	TOTAL	57	16	54	70	98
Plante, Tyler	09-10	7	0	0	0	2
Pominville, Jason	02-03	3	1	1	2	0
Pominville, Jason	03-04	16	9	10	19	6
	TOTAL	19	10	11	21	6
Porter, Kevin	13-14	5	0	3	3	0
Price, Noel	56-57	10	0	1	1	16
Priestlay, Ken	86-87	8	3	2	5	4
Primeau, Wayne	95-96	17	3	1	4	11
Primeau, Wayne	96-97	1	0	0	0	0
	TOTAL	18	3	1	4	11
Psyk, Mark	12-13	3	0	0	0	2
Psyk, Mark	13-14	5	0	0	0	14
	TOTAL	8	0	0	0	16
Rankin, Evan	11-12	2	0	1	1	0
Rasmussen, Erik	97-98	1	0	0	0	5
Ratchuk, Peter	02-03	3	0	1	1	6
Ray, Rob	89-90	17	1	3	4	115
Renaud, Mark	83-84	15	2	8	10	39
Repik, Michal	09-10	7	1	1	2	4





PLAYOFFS

ALL-TIME PLAYOFF STATISTICS

ALL-TIME PLAYOFF STATISTICS

NAME	SEASON	GP	G	A	PTS	PIM
Ricci, Scott	03-04	16	0	2	2	8
Rissmiller, Patrick	12-13	3	0	0	0	4
Ristolainen, Rasmus	13-14	5	0	2	2	2
Robertson, Geordie	79-80	4	1	5	6	2
Robertson, Geordie	81-82	9	1	3	4	13
Robertson, Geordie	82-83	16	8	6	14	23
Robertson, Geordie	83-84	18	9	9	18	42
Robertson, Geordie	84-85	5	0	1	1	4
TOTAL		42	19	24	43	104
Rousseau, Dunc	75-76	5	0	1	1	12
Rousseau, Guy	58-59	3	2	1	3	4
Rousseau, Guy	59-60	11	7	4	11	2
TOTAL		14	9	5	14	6
Roy, Derek	03-04	16	6	8	14	18
Roy, Derek	04-05	9	6	5	11	6
TOTAL		25	12	13	25	24
Roy, Frederick	13-14	2	1	0	1	2
Roy, Mathieu	09-10	6	0	0	0	11
Rubachuk, Brad	91-92	13	4	0	4	19
Rubachuk, Brad	92-93	12	3	1	4	63
Rubachuk, Brad	93-94	4	1	1	2	10
TOTAL		29	8	2	10	92
Rueter, Dirk	82-83	15	1	5	6	4
Rueter, Dirk	83-84	18	1	1	2	39
TOTAL		33	2	6	8	43
Ruff, Lindy	91-92	13	0	4	4	16
Ruhwedel, Chad	13-14	5	2	3	5	4
Rupp, Duane	63-64	2	0	1	1	0
Rupp, Duane	65-66	12	0	8	8	30
TOTAL		14	0	9	9	30
Ryan, Michael	04-05	5	0	1	1	4
Ryan, Michael	06-07	6	4	0	4	4
Ryan, Michael	11-12	1	0	0	0	0
TOTAL		12	4	1	5	8
St. James, Tom	83-84	13	0	5	5	4
Salak, Alexander	09-10	2	0	0	0	2
Sanford, Curtis	99-00	1	0	0	0	0
Sarich, Cory	98-99	20	2	4	6	14
Saunders, Bill	59-60	11	1	0	1	0
Sauve, J-F	79-80	4	1	2	3	2
Sauve, J-F	82-83	16	7	21	28	2
TOTAL		20	8	23	31	4
Savage, Joel	89-90	5	0	1	1	4
Savage, Joel	90-91	15	3	3	6	8
Savage, Joel	91-92	9	2	0	2	8
TOTAL		29	5	4	9	20
Schaller, Tim	13-14	5	0	1	1	2
Schiestel, Drew	12-13	3	0	0	0	2
Schofield, Rick	12-13	3	0	0	0	4
Schultz, Dave	79-80	4	1	0	1	12
Schust, Ben	99-00	3	0	0	0	0
Sebek, Venci	82-83	9	1	0	1	8
Sejba, Jiri	90-91	14	6	7	13	29
Shanahan, Sean	77-78	6	2	3	5	10
Shannon, Darrin	89-90	9	4	1	5	2
Shannon, Darrin	90-91	10	3	5	8	22
TOTAL		19	7	6	13	24
Shaw, Harry	75-76	7	0	3	3	12





PLAYOFFS

ALL-TIME PLAYOFF STATISTICS

ALL-TIME PLAYOFF STATISTICS

NAME	SEASON	GP	G	A	PTS	PIM
Sheppard, Ray	86-87	15	12	3	15	2
Sheppard, Ray	89-90	17	8	7	15	9
	TOTAL	32	20	10	30	11
Shields, Steve	95-96	19	0	1	1	4
Shmyr, Ryan	01-02	1	2	0	2	2
Simon, Todd	92-93	12	3	14	17	15
Simon, Todd	94-95	5	0	2	2	21
	TOTAL	17	3	16	19	36
Sims, Al	75-76	7	1	4	5	9
Sims, Al	76-77	12	2	9	11	12
	TOTAL	19	3	13	16	21
Sly, Darryl	61-62	2	0	0	0	0
Sly, Darryl	63-64	2	0	0	0	0
Sly, Darryl	65-66	12	2	2	4	12
	TOTAL	16	2	2	4	12
Slyvester, Dean	98-99	18	12	5	17	8
Smith, Barry	75-76	7	4	4	8	5
Smith, Barry	76-77	12	3	2	5	4
Smith, Barry	77-78	6	2	1	3	0
	TOTAL	25	9	7	16	9
Smith, Brandon	04-05	8	1	1	2	4
Smith, Brandon	06-07	5	0	2	2	2
	TOTAL	13	1	3	4	6
Smith, Don	03-04	2	0	0	0	4
Smith, Steve	89-90	17	0	5	5	27
Smrke, Stan	59-60	11	7	6	13	2
Smrke, Stan	61-62	2	0	0	0	0
Smrke, Stan	62-63	2	1	0	1	0
Smrke, Stan	63-64	2	0	0	0	0
Smrke, Stan	64-65	10	5	4	9	4
Smrke, Stan	65-66	8	0	1	1	0
Smrke, Stan	66-67	13	2	7	9	2
	TOTAL	48	15	18	33	8
Snell, Chris	91-92	10	2	1	3	6
Snell, Chris	92-93	17	5	8	13	39
	TOTAL	27	7	9	16	45
Stewart, Anthony	06-07	6	2	0	2	2
Stewart, Bill	79-80	4	1	2	3	42
Stewart, Michael	96-97	10	1	3	4	23
Strobel, Eric	79-80	3	2	0	2	2
Stuart, Colin	11-12	3	0	0	0	4
Sprukts, Janis	06-07	6	1	3	4	4
Suikkanen, Kai	81-82	9	4	2	6	4
Suikkanen, Kai	82-83	16	7	7	14	21
	TOTAL	25	11	9	20	25
Sutton, Ken	89-90	11	1	6	7	15
Sutton, Ken	90-91	3	1	1	2	14
	TOTAL	14	2	7	9	29
Suoraniemi, Kari	82-83	13	0	6	6	14
Suwek, Richard	79-80	3	0	1	1	0
Swanson, Jeremy	06-07	6	0	4	4	24
Szczechura, Paul	11-12	3	0	1	1	0
Taffe, Jeff	09-10	7	1	6	7	9
Tallinder, Henrik	01-02	2	0	0	0	0
Tardif, Jamie	13-14	3	0	1	1	4
Tarnasky, Nick	12-13	3	1	0	1	4
Taylor, Chris	01-02	2	0	1	1	0
Taylor, Chris	02-03	3	3	1	4	2





PLAYOFFS

ALL-TIME PLAYOFF STATISTICS

ALL-TIME PLAYOFF STATISTICS

NAME	SEASON	GP	G	A	PTS	PIM
Taylor, Chris	03-04	16	5	12	17	0
Taylor, Chris	04-05	9	1	8	9	4
Taylor, Chris	09-10	7	1	3	4	6
	TOTAL	37	10	25	35	12
Thomas, Scott	91-92	9	0	1	1	17
Thomas, Scott	92-93	17	8	5	13	6
Thomas, Scott	94-95	5	4	0	4	4
	TOTAL	31	12	6	18	27
Thorburn, Chris	03-04	16	3	2	5	18
Thorburn, Chris	04-05	4	0	1	1	2
	TOTAL	20	3	3	6	20
Trapp, Doug	86-87	16	0	9	9	5
Traynor, Paul	99-00	9	0	0	0	6
Traynor, Paul	00-01	1	0	0	0	0
Tropp, Corey	11-12	3	0	0	0	8
	TOTAL	10	0	0	0	6
Tsygurov, Denis	93-94	1	0	1	1	0
Tuma, Martin	06-07	1	0	0	0	0
Turkiewicz, Jim	79-80	4	0	1	1	4
Turnbull, Travis	11-12	3	0	0	0	4
Turner, Dean	81-82	9	0	4	4	6
Ubriaco, Gene	62-63	2	1	0	1	0
Vaive, Rick	91-92	16	4	4	8	10
Vandermeer, Peter	97-98	4	1	0	1	13
Vandermeer, Peter	98-99	16	1	0	1	38
	TOTAL	20	2	0	2	51
Vanek, Thomas	04-05	5	2	3	5	10
VanOene, Darren	98-99	12	2	4	6	8
VanOene, Darren	99-00	21	1	3	4	24
VanOene, Darren	00-01	4	1	0	1	4
VanOene, Darren	01-02	2	0	0	0	4
	TOTAL	39	4	7	11	40
Van Impe, Dick	59-60	12	0	3	3	6
Varada, Vaclav	96-97	10	1	6	7	27
Verret, Claude	83-84	18	5	9	14	4
Varone, Phil	11-12	3	2	1	3	0
Varone, Phil	12-13	3	0	0	0	2
Varone, Phil	13-14	5	0	3	3	0
	TOTAL	11	2	4	6	2
Verret, Claude	84-85	5	2	5	7	0
Verret, Claude	86-87	8	3	3	6	0
	TOTAL	31	10	17	27	4
Voakes, Mark	11-12	3	0	0	0	0
Volkov, Mikhail	93-94	4	0	2	2	2
Volkov, Mikhail	94-95	4	1	0	1	2
	TOTAL	8	1	2	3	4
Wakaluk, Darcy	86-87	5	0	0	0	0
Wakaluk, Darcy	87-88	6	0	0	0	2
Wakaluk, Darcy	89-90	17	0	0	0	14
Wakaluk, Darcy	90-91	9	0	0	0	0
	TOTAL	37	0	0	0	16
Walters, Greg	96-97	10	3	6	9	20
Walters, Greg	98-99	15	1	3	4	14
	TOTAL	25	4	9	13	34
Walton, Mike	65-66	12	8	4	12	43
Walsh, Jim	81-82	9	0	4	4	17
Ward, Dixon	95-96	19	11	24	35	8
Welch, Noah	06-07	6	0	2	2	12





PLAYOFFS

ALL-TIME PLAYOFF STATISTICS

ALL-TIME PLAYOFF STATISTICS

NAME	SEASON	GP	G	A	PTS	PIM
Wiemer, Jim	81-82	9	0	4	4	2
Wiemer, Jim	82-83	15	5	15	20	22
Wiemer, Jim	83-84	18	3	13	16	20
Wiemer, Jim	94-95	5	0	2	2	6
	TOTAL	47	8	34	42	50
Wilson, Clay	09-10	7	2	0	2	22
White, Bill	61-62	2	0	1	1	2
Whitmore, Derek	11-12	3	0	0	0	0
Williams, Tommy	56-57	8	0	0	0	4
Winch, Jason	91-92	12	2	6	8	0
Woit, Benny	56-57	8	1	1	2	6
Wood, Derek	97-98	4	0	0	0	21
Wood, Derek	98-99	20	2	4	6	24
	TOTAL	24	2	4	6	45
Wright, Shayne	94-95	4	0	1	1	0
Wright, Shayne	95-96	5	0	1	1	8
Wright, Shayne	96-97	10	2	3	5	6
Wright, Shayne	97-98	4	0	2	2	0
	TOTAL	23	2	7	9	14
Yake, Terry	96-97	10	8	8	16	4
York, Mike	09-10	7	2	10	12	2
Young, Jason	92-93	14	3	4	7	31
Young, Jason	93-94	4	2	2	4	8
Young, Jason	94-95	4	1	0	1	16
	TOTAL	22	6	6	12	55
Zagrapan, Marek	06-07	6	1	0	1	2



PLAYOFFS

ALL-TIME PLAYOFF GOALTENDERS

AMERKS ALL-TIME PLAYOFF GOALTENDERS

GOALIE	YEAR	GP	MIN	GA	SO	SAVES	GAA	SV PCT	W-L
Anderson	06-07	6	376	18	0	179	2.87	.909	2-4
Askey	01-02	1	58	4	0	20	4.11	.833	0-1
Askey	03-04	2	120	5	1	52	2.50	.912	2-0
TOTALS		3	178	9	1	72	3.03	.889	2-1
Bernhardt	81-82	9	527	29	0	292	3.30	.910	4-3
Biron	97-98	4	239	16	0	123	4.02	.895	1-3
Biron	98-99	20	1,167	42	1	590	2.16	.934	12-8
TOTALS		24	1,406	58	1	713	2.48	.925	13-11
Blue	95-96	1	27	1	0	10	2.22	.909	0-1
Bradley	91-92	1	20	2	0	8	6.00	.800	0-0
Broderick	75-76	3	180	12	0	83	4.00	--	1-2
Brooks	75-76	4	239	17	0	82	4.28	--	2-2
Carr	76-77	1	60	5	0	41	5.00	--	0-1
Chadwick	59-60	12	720	35	0	--	2.92	--	5-7
Cheevers	61-62	2	120	8	0	--	4.00	--	0-2
Cheevers	63-64	2	118	8	0	--	4.06	--	0-2
Cheevers	64-65	10	615	24	0	--	2.34	--	8-2
TOTALS		14	853	40	0	--	2.81	--	8-6
Cloutier	82-83	16	992	47	0	406	2.84	.896	12-4
Cloutier	83-84	18	1,145	68	0	528	3.56	--	9-9
TOTALS		34	2,137	115	0	934	3.23	.890	21-13
Cooley	72-73	1	59	5	0	--	5.08	--	0-1
Craig	84-85	4	194	17	0	92	5.26	.844	0-3
Daubenspeck	99-00	1	4	1	0	4	15.00	.800	0-0
Deschenes	96-97	10	628	28	0	278	2.68	.909	6-4
Draper	98-99	2	86	4	0	34	2.79	.895	0-0
Gamble	66-67	1	40	2	0	--	3.00	--	0-0
Hackett	12-13	1	58	2	0	18	2.08	.900	0-1
Harrison	82-83	3	26	0	0	10	0.00	1.000	0-0
Horn	92-93	1	13	0	0	3	0.00	1.000	0-0
Horn	93-94	1	42	5	0	12	7.14	.706	0-1
TOTALS		2	55	5	0	15	5.45	.750	0-1
Ireland	79-80	1	60	6	0	30	6.00	.833	0-1
Ketterer	93-94	4	199	13	0	85	3.92	.867	0-3
Knickle	81-82	3	125	7	0	59	3.36	.894	0-2
Kolzig	92-93	17	1,041	61	0	623	3.52	.911	9-8
Leggio	11-12	3	175	11	0	78	3.76	.876	0-3
Leggio	12-13	2	125	8	0	39	3.84	.830	0-2
TOTALS		5	300	19	0	117	3.80	.860	0-5
Littman	89-90	1	33	4	0	5	7.21	.55	0-1
Littman	90-91	8	378	16	0	141	2.54	.898	4-2
Littman	91-92	15	878	42	1	390	2.87	.903	8-7
TOTALS		24	1,289	62	1	536	2.89	.896	12-10
Makarov	13-14	5	298	15	0	147	3.01	.907	2-3
McNeil	58-59	5	300	12	0	--	2.40	--	1-4
Miller	02-03	3	189:43	13	0	77	4.11	.856	1-2
Miller	03-04	14	856:47	26	2	368	1.82	.934	7-7
Miller	04-05	9	547:20	0	241	2.63	.909	5-4	--
TOTALS		26	1,593:50	63	2	686	2.37	.916	13-13
Noronen	99-00	21	1,235	37	6	540	1.80	.935	13-8
Noronen	00-01	4	250	11	0	85	2.46	.885	1-3
Noronen	01-02	1	59	3	0	20	3.06	.870	0-1
TOTALS		26	1,544	51	6	645	1.98	.927	14-12
Parro	77-78	3	180	9	0	86	3.01	--	2-1
Perreault	56-57	10	600	27	2	2.70	--	5-5	--
Perreault	62-63	2	120	110	--	5.50	--	0-2	--
Perreault	65-66	9	532	17	2	--	1.92	--	7-2
Perreault	66-67	13	785	40	2	--	3.05	--	6-7





PLAYOFFS

ALL-TIME PLAYOFF GOALTENDERS

AMERKS ALL-TIME PLAYOFF GOALTENDERS

GOALIE	YEAR	GP	MIN	GA	SO	SAVES	GAA	SV PCT	W-L
Perreault	67-68	9	515	28	0	--	3.26	--	7-2
TOTALS		43	2,552	123	6	--	2.89	--	25-18
Pettie	76-77	11	661	36	0	256	3.60	.877	6-5
Pettie	77-78	3	188	8	0	104	2.56	.929	0-3
TOTALS		14	849	44	0	360	3.11	.891	6-8
Pye	93-94	1	60	2	0	28	2.00	.933	1-0
Raymond	94-95	5	286	18	0	132	3.78	.880	1-4
Reece	74-75	11	680	34	0	312	3.00	.902	6-5
Salak	09-10	2	69	5	0	38	4.37	.884	0-1
Sanford	99-00	1	14	1	0	9	4.29	.900	0-0
Shields	94-95	1	20	3	0	14	3.78	.824	0-0
Shields	95-96	19	1,141	50	1	503	2.62	.910	15-3
TOTALS		20	1,147	50	1	503	2.62	.910	15-3
Smith	65-66	4	188	12	0	--	3.83	--	1-2
Sneddon	73-74	2	113	3	0	62	4.45	.873	0-2
Sneddon	74-75	1	60	6	0	22	6.00	.786	0-1
TOTALS		3	179	15	0	84	5.03	.848	0-3
Tremblay	84-85	3	121	11	0	46	5.45	.807	1-1
Wakaluk	86-87	4	140	11	0	48	4.71	.814	2-0
Wakaluk	87-88	6	328	22	0	127	4.02	.852	3-3
Wakaluk	89-90	17	1,001	50	0	422	3.00	.894	10-6
Wakaluk	90-91	9	543	30	0	193	3.31	.865	6-3
TOTALS		36	2,012	113	0	790	3.40	.875	21-12
Walsh	79-80	3	180	16	0	108	5.35	.871	0-3
Wetzel	67-68	4	164	6	0	--	2.20	--	1-1
Zimmerman	72-73	5	310	21	0	--	4.03	--	2-3
Zimmerman	73-74	4	247	14	0	128	3.41	.901	2-2
TOTALS		9	557	35	0	--	3.77	--	4-5





AHL Affiliate of
the Buffalo Sabres

HISTORY





HISTORY

ALL-TIME RECORDS VS. CURRENT AHL CLUBS



AMERKS VS. CURRENT AHL CLUBS - REGULAR SEASON

Team	W	L/OTL	T/SOL
Albany*	8	10	0
Bakersfield	0	0	0
Binghamton	46	58	6
Bridgeport	1	3	0
Charlotte	0	0	0
Chicago	8	5	3
Grand Rapids	30	39	3
Hartford	8	6	0
Hershey	188	208	54
Iowa	3	1	0
Lake Erie	30	21	6
Lehigh Valley**	28	25	5
Manitoba***	21	30	5
Milwaukee	3	13	0
Ontario	0	0	0
Providence	13	16	1
Rockford	3	5	0
San Antonio	10	11	1
San Diego	0	0	0
San Jose	0	0	0
Springfield	0	0	0
St. John's	5	3	0
Stockton	0	0	0
Syracuse	124	97	17
Texas	3	5	0
Toronto	35	59	3
Tucson	0	0	0
Utica	11	15	2
W-B/Scranton	15	16	7

*Includes totals carried over from the Lowell Devils, 2006-2010

**Includes totals carried over from the Philadelphia Phantoms, 1996-2009, and Adirondack Phantoms, 2009-14

***Includes totals carried over from the Manitoba Moose, 2001-2011



HISTORY ALL-TIME COACHES



AMERKS ALL-TIME COACHES

SEASON	COACH	GP	W	L	T	PTS	GF	GA	FINISH
56-57	Billy Reay	64	34	25	5	73	224	199	3
57-58	Roly McLenahan	70	29	35	6	64	205	242	5
58-59	Bucko MacDonald *	15	4	10	1	9	43	55	
	Sam Pollack **	20	9	10	1	19	76	71	
	Steve Kraftcheck	35	21	11	3	45	123	76	3
59-60	Steve Kraftcheck	72	40	27	5	85	285	211	2
60-61	Steve Kraftcheck***	35	14	18	3	31	121	127	
	Jack Riley	37	18	18	1	37	140	117	5
61-62	Johnny Crawford	70	33	31	6	72	234	240	3W
62-63	Rudy Migay	72	24	39	9	57	241	270	3W
63-64	Joe Crozier	72	40	30	2	82	256	223	2W
64-65	Joe Crozier (CC)	72	48	21	3	99	310	199	1W
65-66	Joe Crozier (CC)	72	46	21	5	97	288	221	1W
66-67	Joe Crozier	72	38	25	9	85	300	223	2W
67-68	Joe Crozier (CC)	72	38	25	9	85	273	233	1W
68-69	Dick Gamble	74	25	38	11	61	237	295	4W
69-70	Dick Gamble	72	18	38	16	52	253	315	5W
70-71	Dick Gamble ****	49	18	24	7	43	162	176	
	John O'Flaherty	23	7	12	4	18	60	72	4W
71-72	Doug Adam *****	37	12	20	5	29	103	150	
	Don Cherry	39	16	18	5	37	139	161	5E
72-73	Don Cherry	76	33	31	12	78	239	276	3E
73-74	Don Cherry	76	42	21	13	97	296	248	1N
74-75	Dick Mattiussi	76	42	25	9	93	317	243	2N
75-76	Dick Mattiussi	76	42	25	9	93	304	243	2N
76-77	Duane Rupp	80	42	33	5	89	320	273	3
77-78	Duane Rupp	81	43	31	7	93	332	296	1S
78-79	Duane Rupp	17	6	9	2	14	59	78	
	Gary Darling +	10	4	5	1	9	40	41	
	Ron Garwaisiuk ++	1	0	1	0	0	6	8	
	Pat Kelly +++	52	16	27	9	41	184	222	4S
79-80	Billy Inglis	80	28	42	10	66	260	327	4S
80-81	Mike Keenan	80	30	42	8	68	295	316	5S
81-82	Mike Keenan	80	40	31	9	89	325	286	2S
82-83	Mike Keenan (CC)	80	46	25	9	101	389	325	1S
83-84	Joe Crozier	80	46	32	2	94	363	300	2S
84-85	Jim Schoenfeld ++++	25	17	6	2	36	100	77	
	John Van Boxmeer	55	23	21	11	57	233	224	3S
85-86	John Van Boxmeer	80	34	39	7	75	320	331	6S
86-87	John Van Boxmeer (CC)	80	47	26	7	101	309	256	1S
87-88	John Van Boxmeer	75	42	26	7	92	303	257	2S
	Joe Crozier +++++	5	4	1	0	8	25	15	
88-89	John Van Boxmeer	80	38	37	5	81	305	302	5S
89-90	John Van Boxmeer	80	43	28	9	95	337	286	1S

* Replaced on interim Nov. 14, 1958

** Replaced permanent Jan. 3, 1959

*** Replaced permanent Jan. 5, 1961

**** Replaced permanent Feb. 8, 1971

***** Replaced permanent Jan. 10, 1972

***** Replaced on interim Feb. 20, 2013

+ Replaced interim Nov. 24, 1978

++ Coached one game Dec. 15, 1978

+++ Replaced permanent Dec. 16, 1978

++++ Called up to active player duty to Buffalo Dec. 6, 1984

***** Served as interim Coach (11/1/87-11/13/87); Van Boxmeer Suspended, Games credited to Van Boxmeer

C - Central Division

N - Northern Division

E - Eastern Division

S - Southern Division

W - Western Division

ND - North Division

MD - Mid-Atlantic Division

MK - Macgregor Kilpatrick Trophy

(AHL's overall points champion)





HISTORY

ALL-TIME COACHES

AMERKS ALL-TIME COACHES

SEASON	COACH	GP	W	L	T	PTS	GF	GA	FINISH
90-91	Don Lever	80	45	26	9	99	326	253	1S
91-92	Don Lever	80	37	31	12	86	292	248	2S
92-93	John Van Boxmeer	80	40	33	7	87	348	332	2S
93-94	John Van Boxmeer	80	31	34	15	77	277	300	3S
94-95	John Van Boxmeer	80	35	38	7	77	300	304	4S
95-96	John Tortorella (CC)	80	37	38	5	83	294	297	3C
96-97	John Tortorella	80	40	31	9	90	298	257	1EM
97-98	Brian McCutcheon	80	30	38	12	72	238	260	5EM
98-99	Brian McCutcheon	80	52	22	6	111	284	176	1EM
99-00	Brian McCutcheon	80	46	25	9	104	247	192	1EM
00-01	Randy Cunneyworth	80	46	25	9	104	224	192	1MD
01-02	Randy Cunneyworth	80	32	33	15	82	206	211	2C
02-03	Randy Cunneyworth	80	31	35	14	81	219	221	2C
03-04	Randy Cunneyworth	80	37	33	10	89	207	188	3N
04-05	Randy Cunneyworth	80	51	23	6	112	243	208	MK
05-06	Randy Cunneyworth	80	37	41	2	78	261	270	5ND
06-07	Randy Cunneyworth	80	48	31	1	98	269	250	2ND
07-08	Randy Cunneyworth	80	24	52	4	58	197	291	7ND
08-09	Benoit Groulx	80	29	43	8	66	184	259	7ND
09-10	Benoit Groulx	80	44	35	1	91	253	247	2ND
10-11	Chuck Weber	80	31	44	5	72	218	266	7ND
11-12	Ron Rolston	76	36	36	4	86	224	221	7WC
12-13	Ron Rolston	48	27	20	1	57	164	140	
	Chadd Cassidy *****	28	16	12	0	33	70	69	7WC
13-14	Chadd Cassidy	76	37	34	5	85	216	217	7WC
14-15	Chadd Cassidy	76	29	46	1	64	209	251	14WC
15-16	Randy Cunneyworth	76	34	41	1	72	199	249	13WC

* Replaced on interim Nov. 14, 1958
 ** Replaced permanent Jan. 3, 1959
 *** Replaced permanent Jan. 5, 1961
 **** Replaced permanent Feb. 8, 1971
 ***** Replaced permanent Jan. 10, 1972
 ***** Replaced on interim Feb. 20, 2013

+ Replaced interim Nov. 24, 1978
 ++ Coached one game Dec. 15, 1978
 +++ Replaced permanent Dec. 16, 1978
 ++++ Called up to active player duty to Buffalo Dec. 6, 1984
 +++++ Served as interim Coach (11/1/87-11/13/87); Van Boxmeer Suspended,
 Games credited to Van Boxmeer

C - Central Division
 N - Northern Division
 E - Eastern Division
 S - Southern Division
 W - Western Division
 ND - North Division
 MD - Mid-Atlantic Division
 MK - Macgregor Kilpatrick Trophy
 (AHL's overall points champion)





HISTORY COACHES LIFETIME RECORDS



AMERK COACHES LIFETIME RECORDS

REGULAR SEASON

PLAYOFFS

Coaches	GP	W	L	T	PTS.	PCT.	GP	W	L	PCT.
Jim Schoenfeld	25	17	6	2	36	.720	--	--	--	---
Joe Crozier	440	256	154	30	550	.616	66	39	27	.590
Dick Mattiussi	152	84	50	18	186	.612	19	9	10	.474
Brian McCutcheon	240	128	85	27	287	.598	45	26	19	.578
Ron Rolston	124	63	56	5	143	.577	3	0	3	.000
Don Lever	160	82	57	21	185	.575	31	19	12	.613
Billy Reay	64	34	25	5	73	.570	10	5	5	.500
Steve Kraftcheck	142	75	56	11	161	.567	17	6	11	.353
Don Cherry	191	91	70	30	212	.555	12	4	8	.333
Duane Rupp	178	91	73	14	196	.551	18	8	10	.444
Randy Cunneynworth	716	340	311	65	774	.541	40	18	22	.450
John Tortorella	160	77	69	14	173	.541	29	21	8	.724
John Van Boxmeer	690	337	283	75	742	.540	73	36	37	.493
Mike Keenan	240	116	98	26	258	.537	25	16	9	.640
Johnny Crawford	70	33	31	6	72	.514	2	0	2	.000
Chadd Cassidy	180	82	92	6	182	.506	8	2	6	.250
Jack Riley	37	18	18	1	37	.500	--	--	--	---
Benoit Groulx	160	73	78	9	157	.491	7	3	4	.429
Sam Pollack	20	9	10	1	19	.475	--	--	--	---
Roly McLenahan	70	29	35	6	64	.457	--	--	--	---
Chuck Weber	80	31	44	5	72	.450	--	--	--	---
Gary Darling	10	4	5	1	9	.450	--	--	--	---
Billy Inglis	80	28	42	10	66	.412	4	0	4	.000
Dick Gamble	195	61	100	34	156	.400	--	--	--	---
Rudy Migay	72	24	39	9	57	.396	2	0	2	.000
Pat Kelly	52	16	27	9	41	.394	--	--	--	---
Doug Adam	37	12	20	5	29	.392	--	--	--	---
John O'Flaherty	23	7	12	4	18	.391	--	--	--	---
Bucko McDonald	15	4	10	1	9	.300	--	--	--	---
Ron Garwasiuk	1	0	1	0	0	.000	--	--	--	---
TOTALS:	4553	2188	1919	446	4892	.537	411	212	199	.561

CAULDER CUP CHAMPION COACHES

Coaches	Calder Cups	Years
Joe Crozier	3	1964-65, 1965-66, 1967-68
Mike Keenan	1	1982-83
John Van Boxmeer	1	1986-87
John Tortorella	1	1995-96





HISTORY

PRESIDENTS AND GENERAL MANAGERS



AMERKS PRESIDENTS & GENERAL MANAGERS

President

Steve Donner
Lewis Staats
Ted Black

Russ Brandon

Years

1994 - 2008
2008 - 2011
2011 - 2015
2015 - Present

General Managers

Paul Bibeault
Jack Riley
Joe Crozier
Dick Gamble
Doug Adam
Don Cherry
John Den Hamer
George Bergantz
Randy Scott
Joe Baumann
Jody Gage
Randy Sexton
Mike Santos
Darcy Regier
Tim Murray

Years

1956 - 1959
1959 - 1964
1964 - 1968
1968 - 1971
1971 - 1972
1972 - 1974
1974 - 1979
1979 - 1988
1988 - 1993
1993 - 1996
1996 - 2009
2009 - 2010
2010 - 2011
2011 - 2013
2014 - Present



HISTORY ALL-TIME CAPTAINS



AMERKS ALL-TIME CAPTAINS

Years	Player
2015-16	Cal O'Reilly
2014-15	Drew Bagnall, Mark Pysyk, Jerry D'Amigo
2013-14	Matt Ellis, Drew Bagnall, Kevin Porter, Jamie Tardif
2012-13	Kevin Porter, Matt Ellis
2011-12	Colin Stuart
2010-11	NONE
2009-10	Rory Fitzpatrick
2008-09	Rory Fitzpatrick
2007-08	Clarke MacArthur, Drew Larman
2006-07	Brandon Smith
2005-06	Chris Taylor
2004-05	Chris Taylor
2003-04	Domenic Pittis
2002-03	Doug Houda
2001-02	Mike Hurlbut
2000-01	Mike Hurlbut
1999-00	Mike Hurlbut
1998-99	Scott Nichol, Mike Hurlbut
1997-98	Scott Nichol, Mike Hurlbut
1996-97	Dane Jackson
1995-96	Dane Jackson, Dixon
Ward	
1994-95	Jody Gage, Todd Simon
1993-94	Jody Gage, James Black
1992-93	Jody Gage
1991-92	Steve Ludzik
1990-91	Steve Ludzik
1989-90	Jim Hofford
1988-89	Jim Hofford, Richie Dunn
1987-88	Jim Hofford

Years	Player
1986-87	Don Lever, Dave Fenyves
1985-86	Mal Davis
1984-85	Chris Langevin, Ted Nolan
1983-84	Bob Mongrain
1982-83	Mal Davis, Bob Mongrain
1981-82	Chris Halyk
1980-81	Jim Walsh
1979-80	Ron Schock, Bill Stewart, Mike Boland
1978-79	Ron Garwasiuk, Steve Langdon
1977-78	Gordie Clark, Darryl Edestrand
1976-77	Rene Drolet, Rod Graham
1975-76	Barry Merrell, Rick Pagnutti, Rene Drolet
1974-75	Billy Knibbs
1973-74	NONE
1972-73	Bob Ellett
1971-72	Doug Dunville
1970-71	Norm Armstrong
1969-70	Norm Armstrong
1968-69	Don Cherry
1967-68	Don Cherry
1966-67	Gerry Ehman
1965-66	Gerry Ehman, Dick Gamble, Don Cherry
1964-65	Larry Hillman
1963-64	Al Arbour
1962-63	Bob Armstrong
1961-62	Steve Kraftcheck
1960-61	Pat Hannigan, Dave Creighton
1959-60	Rudy Migay
1958-59	Steve Kraftcheck, Rudy Migay
1957-58	Benny Woit
1956-57	Gordie Hannigan





HISTORY AFFILIATION TIMELINE



AMERKS AFFILIATION TIMELINE 1956-2016

Years	Affiliation	Years	Affiliation
1956-57	Montreal Canadiens (NHL) & Toronto Maple Leafs (NHL)	1986-87	Buffalo Sabres (NHL)
1957-58	Montreal Canadiens (NHL) & Toronto Maple Leafs (NHL)	1987-88	Buffalo Sabres (NHL)
1958-59	Montreal Canadiens (NHL) & Toronto Maple Leafs (NHL)	1988-89	Buffalo Sabres (NHL)
1959-60	Toronto Maple Leafs (NHL)	1989-90	Buffalo Sabres (NHL)
1960-61	Toronto Maple Leafs (NHL)	1990-91	Buffalo Sabres (NHL)
1961-62	Toronto Maple Leafs (NHL)	1991-92	Buffalo Sabres (NHL)
1962-63	Toronto Maple Leafs (NHL)	1992-93	Buffalo Sabres (NHL)
1963-64	Toronto Maple Leafs (NHL)	1993-94	Buffalo Sabres (NHL)
1964-65	Toronto Maple Leafs (NHL)	1994-95	Buffalo Sabres (NHL)
1965-66	Toronto Maple Leafs (NHL)	1995-96	Buffalo Sabres (NHL)
1966-67	Toronto Maple Leafs (NHL)	1996-97	Buffalo Sabres (NHL)
1967-68	Toronto Maple Leafs (NHL)	1997-98	Buffalo Sabres (NHL)
1968-69	Vancouver Canucks (WHL)	1998-99	Buffalo Sabres (NHL)
1969-70	Vancouver Canucks (WHL)	1999-00	Buffalo Sabres (NHL)
1970-71	Vancouver Canucks (NHL)	2000-01	Buffalo Sabres (NHL)
1971-72	Vancouver Canucks (NHL)	2001-02	Buffalo Sabres (NHL)
1972-73	Independent	2002-03	Buffalo Sabres (NHL)
1973-74	Independent	2003-04	Buffalo Sabres (NHL)
1974-75	Boston Bruins (NHL)	2004-05	Buffalo Sabres (NHL)
1975-76	Boston Bruins (NHL)	2005-06	Buffalo Sabres (NHL) & Florida Panthers (NHL)
1976-77	Boston Bruins (NHL)	2006-07	Buffalo Sabres (NHL) & Florida Panthers (NHL)
1977-78	Boston Bruins (NHL)	2007-08	Buffalo Sabres (NHL) & Florida Panthers (NHL)
1978-79	Boston Bruins (NHL)	2008-09	Florida Panthers (NHL)
1979-80	Buffalo Sabres (NHL)	2009-10	Florida Panthers (NHL)
1980-81	Buffalo Sabres (NHL)	2010-11	Florida Panthers (NHL)
1981-82	Buffalo Sabres (NHL)	2011-12	Buffalo Sabres (NHL)
1982-83	Buffalo Sabres (NHL)	2012-13	Buffalo Sabres (NHL)
1983-84	Buffalo Sabres (NHL)	2013-14	Buffalo Sabres (NHL)
1984-85	Buffalo Sabres (NHL)	2014-15	Buffalo Sabres (NHL)
1985-86	Buffalo Sabres (NHL)	2015-16	Buffalo Sabres (NHL)




AMERKS FIRSTS
The First Game

Rochester War Memorial - 10/14/56
 Rochester Americans 2 vs. Cleveland Barons 2
 (6,306 Attendance)

Opening faceoff was between the Amerks' Mike Nykoluk and Cleveland's Cal Stearns. Representative Kenneth B. Keating dropped the puck for the opening faceoff. Rochester's first goal was scored by Mike Nykoluk (PPG) at 11:03 of the 1st period. The tying goal of the game was scored by the Amerks' Earl Balfour on a breakaway from center ice.

Amerks Starting Lineup:

Goaltender: Charlie Hodge
 Defense: Tommy Williams, Al MacNeil, Bob Baun, Mickey Keating.
 Forwards: Mike Nykoluk, Ron Hurst, Joe Lund, Ab McDonald, Paul Masnick, Glen Cressman, Earl Balfour, Gary Collins, Hex Lalonde, Gordie Hannigan.

ROCHESTER WAR MEMORIAL OPENING

October 18, 1955; The event was "Rochester on parade"

HIGHEST SCORING AMERK GAME

AMERKS 14 Cleveland 6 (Nov. 24, 1966)

1st Period AMERKS 5 Cleveland 1
 Walton (Sly-Gamble)
 Sly (Gamble-Clancy)
 Corrigan (unassisted)
 Corrigan (Ehman-Blackburn)
 Smrke (Corrigan)

2nd Period AMERKS 9 Cleveland 3
 Corrigan (Smrke-Joyal)
 Horvath (Blackburn-Rupp)
 Horvath (Arbour-Blackburn)
 Walton (unassisted)

3rd Period AMERKS 14 Cleveland 6
 Smrke (Joyal-Corrigan)
 Gamble (Walton-Sly)
 Gamble (Walton-Sly)
 Ehman (Horvath-Sly)
 Clancy (Walton-Gamble)

AMERKS FIRST
First Amerks Shutout:

November 9, 1956 vs. Providence in a 5-0 win by Charlie Hodge

First Amerks Hat Trick:

December 9, 1956 vs. Springfield in Rochester (6-0) by Bronco Horvath

AMERKS MILESTONE GOALS

1,000	Hank Ciesla	November 5, 1960	at Cleveland (3-1 loss)
2,000	Norm Armstrong	November 22, 1964	vs. Springfield (6-1 win) <i>(2nd goal of game for Armstrong and game-winner)</i>
3,000	Bob Barlow	January 28, 1968	vs. Baltimore (4-1 win) <i>(2nd goal of game for Barlow and game-winner)</i>
4,000	Barry Wilcox	February 13, 1972	at Providence (15-3 loss)
5,000	Gordie Clark	November 22, 1975	at Hershey (6-4 loss)
6,000	Daryl Drader	December 22, 1979	vs. New Brunswick (6-5 loss)
7,000	Bob Mongrain	March 7, 1982	vs. Adirondack (7-5 win)
8,000	Claude Verret	January 18, 1985	vs. Baltimore (4-3 loss)
9,000	Bob Logan	February 14, 1988	vs. Utica (6-3 win)
10,000	Jody Gage	February 20, 1991	vs. Moncton (6-2 win)
11,000	Todd Simon	October 8, 1994	at Adirondack (8-5 loss)
12,000	Craig Charron	January 17, 1998	vs. Syracuse (4-4 tie)
13,000	Ales Kotalik	February 15, 2002	vs. Norfolk (4-2 win)
14,000	Mark Mancari	October 6, 2006	vs. Albany (6-0 win)
15,000	Jeff LoVecchio	December 26, 2010	vs. Syracuse (5-2 win)
16,000	Colin Jacobs	April 19, 2015	at Adirondack (5-3 win)

AMERKS MILESTONE WINS

800th Win:	March 21, 1979 vs. Binghamton Dusters in Binghamton (5-4) Winning goal: Steve West
900th Win:	April 4, 1982 vs. Erie Blades in Rochester (7-6 ot) Winning goal: Chris Halyk
1,000th Win:	October 26, 1984 vs. Hershey in Rochester (5-4) Winning goal: Gary Burns
1,100th Win:	February 18, 1987 vs. Newmarket in Rochester (5-3) Winning goal: Ray Sheppard
1,200th Win:	October 18, 1989 vs. Utica in Utica (4-2) Winning goal: Jody Gage
1,300th Win:	January 3, 1992 vs. Baltimore in Baltimore (4-2) Winning goal: Peter Ciavaglia
1,400th Win:	November 11, 1994 vs. Worcester in Rochester (4-2) Winning goal: Jason Young
1,500th Win:	March 19, 1997 vs. Saint John in Rochester (6-0) Winning goal: Terry Yake
1,600th Win:	November 19, 2000 vs. Syracuse in Syracuse (5-2) Winning goal: Francois Methot.
1,700th Win:	February 20, 2002 vs. Hamilton in Hamilton (4-2) Winning goal: Craig Charron.
1,800th Win:	January 6, 2005 vs. Edmonton at Edmonton (1-0) Winning goal: Derek Roy.
1,900th Win:	February 2, 2007 vs. Toronto Marlies (6-1) Winning Goal: Drew Larman
2,000th Win:	February 21, 2010 vs. Portland Pirates (3-2 in shootout) Winning goal: Mike York
2,100th Win:	January 21, 2013 vs. Hamilton Bulldogs in Rochester (6-3) Winning goal: Rick Schofield
2,200th Win:	December 12, 2015 vs. St. John's IceCaps in St. John's (3-2 OT) Winning goal: Jason Akeson



HISTORY AMERKS AWARD WINNERS

AMERKS TEAM MVP

Year	Players
87-88	Jody Gage
88-89	Ken Priestlay
89-90	Darcy Wakaluk
90-91	Don McSween
91-92	Peter Ciavaglia
92-93	Peter Ciavaglia
93-94	Todd Simon
94-95	Mark Kryz
95-96	Craig Charron
96-97	Terry Yake
97-98	Craig Charron
98-99	Martin Biron
99-00	Mika Noronen
00-01	Mika Noronen
01-02	Chris Taylor
02-03	Chris Taylor
03-04	Domenic Pittis
04-05	Chris Taylor, Ryan Miller
05-06	Nathan Paetsch
06-07	Janis Sprukts
07-08	Clarke MacArthur
08-09	Mike Brodeur
09-10	Jamie Johnson
10-11	Mike Kostka
11-12	David Leggio
12-13	David Leggio
13-14	Phil Varone
14-15	Chad Ruhwedel
15-16	Tim Schaller

AMERKS SCORING CHAMPION

Year	Players
87-88	Jody Gage
88-89	Ken Priestlay
89-90	Mike Donnelly
90-91	Don Biggs
91-92	Peter Ciavaglia
92-93	Peter Ciavaglia
93-94	Todd Simon
94-95	Todd Simon
95-96	Craig Charron
96-97	Terry Yake
97-98	Craig Charron
98-99	Domenic Pittis
99-00	Domenic Pittis
00-01	Francois Methot
01-02	Chris Taylor
02-03	Chris Taylor
03-04	Domenic Pittis
04-05	Chris Taylor
05-06	Jiri Novotny
06-07	Clarke MacArthur
07-08	Mark Mancari
08-09	Michal Repik
09-10	Jamie Johnson
10-11	Mike Kostka
11-12	Phil Varone
12-13	Mark Mancari
13-14	Phil Varone
14-15	Phil Varone
15-16	Cole Schneider

DEFENSIVE PLAYER-OF-THE-YEAR

Year	Players
81-82	Dean Turner
82-83	Daniel Naud
83-84	Dave Fenyves
84-85	Mark Renaud
85-86	Jayson Meyer
86-87	Jack Brownschidle
87-88	Don McSween
88-89	Don McSween
89-90	Don McSween
90-91	Don McSween
91-92	Don McSween
92-93	Greg Brown
93-94	Dean Melanson
98-99	Mike Hurlbut

(Sponsored by Exec Club)

EXEC CLUB ROOKIE-OF-THE-YEAR

Year	Players
83-84	Claude Verret
84-85	Gates Orlando
85-86	Tim Hoover
86-87	Bob Logan
87-88	Kevin Kerr
88-89	Rob Ray
89-90	Donald Audette
90-91	Dave Littman
91-92	Peter Ciavaglia
92-93	Scott Thomas
93-94	Philippe Boucher
94-95	Mark Astley
95-96	Barrie Moore
96-97	Vaclav Varada
97-98	Martin Biron
98-99	Cory Sarich
99-00	Mika Noronen
00-01	Norm Milley
01-02	Doug Janik
02-03	Ryan Miller
03-04	Chris Thorburn
04-05	Thomas Vanek
05-06	Stefan Meyer
06-07	Patrick Kaleta
07-08	Marc-Andre Gragnani
08-09	Michael Duco
09-10	Alexander Salak
10-11	Jacob Markstrom
11-12	Marcus Foligno
12-13	Brian Flynn
13-14	Nathan Lieuwen
14-15	Andrey Makarov/Jake McCabe
15-16	Justin Bailey

EXEC CLUB MOST IMPROVED PLAYER

Year	Players
84-85	Jeff Hamilton
85-86	Doug Trapp
86-87	Ray Sheppard
87-88	Mike Hartman
88-89	Rob Ray
89-90	Francois Guay

EXEC CLUB MOST IMPROVED PLAYER

90-91	Joel Savage
91-92	Sean O'Donnell
92-93	Olaf Kolzig
93-94	Mikhail Volkov
94-95	Mike Bavis
95-96	Barrie Moore
96-97	Shayne Wright
97-98	Matt Davidson
98-99	Darren VanOene
99-00	Mika Noronen
00-01	Paul Traynor
01-02	Doug Janik
02-03	Paul Gaustad, Jason Pominville
03-04	Jason Pominville
04-05	Sean McMorro
05-06	Matt Hendicks
06-07	Patrick Kaleta
07-08	Dylan Hunter
08-09	Keaton Ellerby
09-10	Evgeny Dadonov
10-11	Michael Caruso
11-12	Phil Varone
12-13	Zemgus Girgensons
13-14	Tim Schaller
14-15	Dan Catenacci
15-16	William Carrier

ROB ZABELNY UNSUNG HERO

Year	Players
83-84	Dave Fenyves
84-85	Jim Hofford
85-86	Jim Jackson
86-87	Jack Brownschidle, Dave Fenyves
87-88	Kevin Kerr
88-89	Scott Metcalfe
89-90	Francois Guay
90-91	Dan Frawley
91-92	Lindy Ruff
92-93	Dan Frawley
93-94	Mark Kryz
94-95	Mark Kryz
95-96	Rumun Ndur
96-97	Shayne Wright
97-98	Dan Frawley, Dean Melanson
98-99	Matt Davidson
99-00	Doug Houda
00-01	Kevin Bolibruck
01-02	Doug Janik
02-03	Paul Gaustad
03-04	Steve Lingren
04-05	Paul Gaustad
05-06	Sylvain Dufresne
06-07	Janis Sprukts
07-08	David Brine
08-09	Karl Stewart
09-10	Jordan Henry
10-11	Michael Caruso
11-12	Shaone Morrisonn
12-13	Alex Biega
13-14	Colton Gillies
14-15	Jerome Leduc
15-16	Brady Austin





HISTORY AMERKS AWARD WINNERS

FAIRAND/O'NEIL SPORTSMANSHIP

Year	Players
73-74	Rod Graham
74-75	Steve Stirling
75-76	Ron Garwasiuk
76-77	Barry Smith
77-78	Darryl Edestrand
78-79	Daryl Drader
79-80	Ed Walsh
80-81	Bob Hess
81-82	N/A
82-83	N/A
83-84	Yvon Lambert
84-85	Claude Verret
85-86	Jim Jackson
86-87	Don Lever
87-88	Richie Dunn
88-89	Richie Dunn
	Mikael Andersson
	Jim Jackson
	Jim Jackson
89-90	Francois Guay
90-91	Peter Ciavaglia
91-92	Greg Brown
92-93	Sean O'Donnell
93-94	Todd Copeland
94-95	Jody Gage
95-96	Craig Charron
96-97	Craig Charron
97-98	Mike Harder
98-99	Mike Harder
99-00	Randy Cunneynworth
00-01	Dane Jackson
01-02	Norm Milley
02-03	Chris Taylor
03-04	Norm Milley
04-05	Chris Taylor
05-06	David Cullen
06-07	Mark Mancari
07-08	Dylan Hunter
08-09	David Brine
09-10	Jamie Johnson
10-11	Clay Wilson
11-12	Colin Stuart
12-13	Phil Varone
13-14	Kevin Porter
14-15	Phil Varone
15-16	Justin Bailey

McCULLOCH TROPHY FOR COMMUNITY SERVICE

97-98	Scott Nichol
98-99	Mike Harder
99-00	Jeremy Adduono
00-01	Jeremy Adduono
	Jason Cipolla
01-02	Jeremy Adduono
	Rory Fitzpatrick
02-03	Rory Fitzpatrick
	Sean McMorrow
03-04	Nathan Paetsch
04-05	Nathan Paetsch
05-06	Sean McMorrow
	Nathan Paetsch
06-07	Patrick Kaleta
07-08	Drew Larman
08-09	Rory Fitzpatrick
	Drew Larman
09-10	Rory Fitzpatrick
10-11	Paul Baier
11-12	Derek Whitmore
12-13	Evan Rankin
13-14	Matt MacKenzie
14-15	Nick Petrecki
15-16	Patrick Kaleta

EXEC CLUB MOST POPULAR PLAYER

Year	Players
87-88	Jim Jackson
88-89	Ken Priestlay
89-90	Jim Jackson
90-91	Jody Gage
91-92	Jody Gage
92-93	Jody Gage
93-94	Matthew Barnaby
94-95	Scott Metcalfe
95-96	Scott Metcalfe
96-97	Scott Metcalfe
97-98	Craig Charron
	Scott Metcalfe
98-99	Martin Biron
99-00	Randy Cunneynworth
00-01	Sasha Lakovic
01-02	Craig Charron
02-03	Jason Botterill
03-04	Jason Pominville
04-05	Ryan Miller
	Norm Milley
05-06	Chris Taylor
06-07	Patrick Kaleta
07-08	Marc-Andre Gragnani
08-09	Mike Brodeur
09-10	Jamie Johnson
	Mike York
10-11	Tyler Plante
11-12	David Leggio
12-13	Frederick Roy
13-14	Frederick Roy
14-15	Zac Dalpe
15-16	Tim Schaller

McCULLOCH TROPHY FOR COMMUNITY SERVICE

Year	Players
87-88	Jim Hofford
88-89	Jim Jackson
89-90	Don McSween
	Scott Metcalfe
90-91	Joel Savage
91-92	Peter Ciavaglia
	Brad Rubachuk
92-93	Peter Ciavaglia
93-94	Todd Fichel
94-95	Scott Metcalfe
95-96	Scott Metcalfe
96-97	Craig Charron

EXEC CLUB GAME-WINNING GOAL

Year	Players
87-88	Jody Gage
88-89	Ken Priestlay
89-90	Mike Donnelly
90-91	Jody Gage
91-92	Peter Ciavaglia
92-93	Jody Gage
93-94	Todd Simon
94-95	Scott Thomas
95-96	Craig Charron
96-97	Scott Nichol
97-98	Matt Davidson
	Dean Melanson
	Scott Nichol
98-99	Dean Sylvester
99-00	Jeremy Adduono
00-01	Chris Taylor
01-02	Christian Matte
02-03	Milan Bartovic
03-04	Milan Bartovic
04-05	Jason Pominville
05-06	Clarke MacArthur
	Matt Hendricks
06-07	Michael Ryan
	Mark Mancari
07-08 (all with two GWG each)	Mark Mancari
	Marc-Andre Gragnani
	Clarke MacArthur
	Marek Zagrapan
	Anthony Stewart
	David Brine
08-09 (three GWG each)	Stefan Meyer
	Jacob Micflikier
09-10	Michal Repik
10-11	Chris Taylor
11-12	Marcus Foligno
12-13	Mark Mancari
13-14	Luke Adam
14-15	Dan Catenacci/Chad Ruhwedel
15-16	Dan Catenacci

EXEC CLUB OFFENSIVE PLAYER-OF-THE-YEAR

Year	Players
87-88	Jody Gage
88-89	Ken Priestlay
89-90	Donald Audette
90-91	Don Biggs
91-92	Jody Gage
92-93	Peter Ciavaglia
93-94	Viktor Gordiuk

FIRST CLASS TRAVEL 7TH PLAYER

Year	Players
97-98	Craig Charron



HISTORY AMERKS AWARD WINNERS

V.P. SUPPLY MOST POPULAR PLAYER

Year	Players
87-88	Jody Gage
88-89	Jeff Capello
89-90	Donald Audette
90-91	Jody Gage
91-92	Jody Gage
92-93	Jody Gage
93-94	Matthew Barnaby
94-95	Scott Metcalfe
95-96	Scott Metcalfe
96-97	Scott Metcalfe
97-98	Scott Nichol

AMERKS PLAYER OF THE MONTH

2008-09 Winners

Month	Player
October	Jason Garrison
November	Michal Repik
December	Mike Brodeur
January	Janis Sprukts
February	N/A
March	Keaton Ellerby
April	Janis Sprukts

2009-10 Winners

Month	Player
October	Alexander Salak
November	Jamie Johnson
December	Jamie Johnson
January	Jamie Johnson
February	Clay Wilson
March	Tyler Plante
April	N/A

MARY CARIOLA CHILDREN'S CENTER

VIP PLAYER OF THE MONTH (AWARDED FOR COMMUNITY SERVICE)

2002-03 Winners

Month	Player
October	Rory Fitzpatrick
November	Jason Pominville
	Paul Gaustad
	Ryan Jorde
December	Sean McMorrow
January	Jason Botterill
February	Amerks Alumni Association
March/April	Rochester Americans

2001-02 Winners

Month	Player
December	Jeremy Adduono
January	Jeremy Adduono
February	Rory Fitzpatrick
March	Rochester Americans

AHL MAN OF THE YEAR

(AHL SPONSORED AWARD - ROCHESTER WINNERS)

Year	Player
00-01	Jeremy Adduono
01-02	Jeremy Adduono
02-03	Sean McMorrow
03-04	Scott Ricci
04-05	Jason Botterill
05-06	Sean McMorrow
06-07	Patrick Kaleta
07-08	Mike Weber
08-09	Rory Fitzpatrick
09-10	Rory Fitzpatrick
10-11	Paul Baier
11-12	Derek Whitmore
12-13	Evan Rankin
13-14	Matt MacKenzie
14-15	Nick Petrecki
15-16	Patrick Kaleta

CONNORS & FERRIS COMEBACK PLAYER OF THE YEAR

Year	Player
05-06	Chris Taylor
06-07	Brandon Smith
07-08	Kenndal McArdle
08-09	Kenndal McArdle

BOOSTER CLUB SERVICE

Year	Player
03-04	The Moose (John "Sonny" Zamites) for 25 years of service
04-05	Jason Botterill





HISTORY AMERKS AHL AWARD WINNERS



LES CUNNINGHAM AWARD

(REGULAR SEASON MVP)

Year	Players
1958-59	Billy Hicke
	Rudy Migay
1965-66	Dick Gamble
1973-74	Art Stratton
1974-75	Doug Gibson
1976-77	Doug Gibson
1983-84	Mal Davis
1985-86	Paul Gardner
1987-88	Jody Gage

ALDEGE "BAZ" BASTIEN MEMORIAL

(OUTSTANDING GOALIE)

Year	Players
1998-99	Martin Biron
2004-05	Ryan Miller

DUDLEY "RED" GARRETT MEMORIAL

(OUTSTANDING ROOKIE)

Year	Players
1958-59	Billy Hicke
1965-66	Mike Walton
1968-69	Ron Ward
1983-84	Claude Verret
1989-90	Donald Audette
1999-00	Mika Noronen

HARRY "HAP" HOLMES MEMORIAL

(OUTSTANDING GOALTENDERS)

Year	Players
1959-60	Ed Chadwick
1964-65	Gerry Cheevers
1967-68	Bobby Perreault
1990-91	David Littman
	Darcy Wakaluk
1991-92	David Littman
1998-99	Martin Biron and Tom Draper
2000-01	Mika Noronen and Tom Askey

EDDIE SHORE AWARD

(OUTSTANDING DEFENSEMAN)

Year	Players
1958-59	Steve Kraftcheck
1964-65	Al Arbour

JOHN B. SOLLENBERGER AWARD

(LEADING SCORER - REGULAR SEASON)

Year	Players
1958-59	Billy Hicke
1963-64	Gerry Ehman
1965-66	Dick Gamble
1974-75	Doug Gibson
1977-78	Rick Adduono (tie)
1985-86	Paul Gardner
1998-99	Domenic Pittis

FRED T. HUNT AWARD

(SPORTSMANSHIP, DETERMINATION & DEDICATION TO HOCKEY)

Year	Players
1997-98	Craig Charron
1999-00	Randy Cunneynworth
2004-05	Chris Taylor

LOUIS A.R. PIERI MEMORIAL AWARD

(COACH OF THE YEAR)

Year	Players
1973-74	Don Cherry
1990-91	Don Lever
2004-05	Randy Cunneynworth

KEN MCKENZIE AWARD

(OUTSTANDING EXECUTIVE PR, MARKETING AND TICKET SALES)

Year	Players
1981-82	Rick Peckham
1985-86	Randy Scott
1997-98	Chris Palin
2001-02	Dave Cieslinski

JAMES H. ELLERY MEMORIAL AWARD

(OUTSTANDING MEDIA)

Year	Players
1965-66	Hans Tanner (Print)
1976-77	Rich Funke (TV)
1980-81	Simeon Smith (TV)
	Rick Wheeler (Print)
1982-83	Tom Gagnon (TV)
1983-84	Tom George (Radio)
1984-85	Phil Smith (TV)
1985-86	Rich Funke (TV)
1986-87	Arnold Klinsky (TV)
1987-88	Frank Chiano (TV)
1990-91	Bob Matthews (Radio)
1992-93	Kevin Oklobzija (Print)
1993-94	Don Stevens (Radio)
1995-96	Kevin Oklobzija (Print)
2012-13	Don Stevens (Radio)

JAMES C. HENDY MEMORIAL AWARD

(OUTSTANDING EXECUTIVE)

Year	Players
1971-72	Robert W. Clarke
1982-83	George Bergantz
1992-93	Robert W. Clarke
1995-96	Steve Donner
1998-99	Jody Gage

AHL ALL-ROOKIE TEAM

Year	Players
1998-99	Cory Sarich (Defense)
1999-00	Mika Noronen (Goalie)
	Dmitri Kalinin (Defense)
2004-05	Thomas Vanek (Forward)





AMERKS AHL ALL-STARS

Years	Player
56-57	(1st) D-Tom Williams, C-Bronco Horvath; (2nd) LW-Ed Mazur.
57-58	(2nd) G-Gerry McNeil, D-Tom Williams.
58-59	(1st) D-Steve Kraftcheck, C-Rudy Migay, RW-Billy Hicke, LW-Gary Aldcorn.
59-60	(1st) G-Ed Chadwick, D-Steve Kraftcheck, LW-Stan Smrke.
60-61	(2nd) G-Ed Chadwick, D-Steve Kraftcheck, RW-Gerry Ehman.
61-62	(2nd) LW-Dick Gamble.
62-63	(1st) D-Al Arbour.
63-64	(1st) D-Al Arbour, RW-Gerry Ehman; (2nd) C-Bronco Horvath.
64-65	(1st) G-Gerry Cheevers, D-Al Arbour, D-Larry Hillman; (2nd) C-Bronco Horvath, LW-Dick Gamble.
65-66	(1st) D-Al Arbour, LW-Dick Gamble, RW-Gerry Ehman; (2nd) D-Duane Rupp, RW-Jim Pappin.
66-67	(2nd) D-Duane Rupp, LW-Dick Gamble.
67-68	(1st) LW-Bob Barlow; (2nd) G-Bob Perrault, D-Marc Reaume.
70-71	(1st) LW-Don Blackburn.
72-73	(2nd) D-Rick Pagnutti.
73-74	(1st) LW-Murray Kuntz; (2nd) C-Art Stratton.
74-75	(1st) C-Doug Gibson; (2nd) G-Dave Reece, D-Rick Pagnutti.
75-76	(1st) LW-Dave Hynes; (2nd) D-Al Simmons, RW-Gordie Clark.
76-77	(1st) C-Doug Gibson; (2nd) D-Al Sims, RW-Gordie Clark, LW- Ron Garwasiuk.
77-78	(2nd) C-Rick Adduono.
80-81	(1st) D-Bob Hess; (2nd) C-J.F. Sauve.
83-84	(1st) RW-Mal Davis.
84-85	(2nd) C-Claude Verret.
85-86	(1st) C-Paul Gardner, RW-Jody Gage.
86-87	(1st) G-Daren Puppa, D-Richie Dunn; (2nd) D-Dave Fenyves, D-Jack Brownschidle.
87-88	(1st) RW-Jody Gage; (2nd) D-Richie Dunn.
89-90	(1st) D-Don McSween, RW-Donald Audette.
90-91	(1st) G-Dave Littman, RW-Jody Gage, D-Bill Houlder.
91-92	(2nd) G-Dave Littman.
95-96	(2nd) D-Terry Hollinger.
96-97	(1st) D-Terry Hollinger.
98-99	(1st) G-Martin Biron.
99-00	(2nd) G-Mika Noronen.
00-01	(2nd) G-Mika Noronen.
04-05	(1st) G-Ryan Miller.
09-10	(2nd) D-Clay Wilson.



HISTORY AMERKS ALL-TIME FORWARDS

AMERKS FORWARDS

RANKING	FORWARDS	SEASONS	GP	G	A	PTS	PIM
1.	Jody Gage	11	653	351	377	728	515
2.	Dick Gamble	9	569	300	265	565	173
3.	Bronco Horvath	9	475	199	343	542	225
4.	Gerry Ehman	7	465	237	284	521	173
5.	Chris Taylor	9	519	142	339	481	387
6.	Stan Smrke	9	513	197	239	436	172
7.	Geordie Robertson	7	359	164	231	395	419
8.	Norm Armstrong	10	566	166	225	391	983
9.	Scott Metcalfe	9	499	137	212	349	1424
10.	Bob Mongrain	5	322	153	186	339	430
11.	Barry Merrell	5	320	134	187	321	158
12.	Craig Charron	5	335	122	190	312	249
13.	Ron Garwasiuk	6	340	130	178	308	655
14.	Gordie Clark	4	270	123	179	302	109
15.	Jim Jackson	5	360	93	205	298	109
16.	Mal Davis	5	247	15	132	287	119
17.	Todd Simon	3	191	85	183	268	211
18.	Claude Verret	4	229	111	148	259	32
19.	Jim Pappin	8	275	134	124	258	397
20.	Domenic Pittis	3	204	75	171	246	330
21.	Doug Gibson	3	170	96	148	244	53
22.	Randy Cunneynworth	7	377	101	138	239	566
23.	Dan Frawley	6	456	95	139	234	1060
24.	Phil Varone	5	306	68	156	224	184
25.	Mark Mancari	4	291	84	133	217	275
26.	Wally Boyer	5	278	87	124	211	174
27.	Rick Adduono	3	221	78	128	206	96
28.	Ken Priestlay	4	151	102	102	204	153
	Warren Harper	4	297	85	119	204	232
30.	Norm Milley	5	367	86	117	203	221
31.	Peter Ciavaglia	2	141	72	128	200	48
32.	Jean-Francois Sauve	3	136	64	131	195	35
33.	Jason Pominville	4	235	96	96	192	100
34.	Francois Methot	5	333	77	110	187	113
35.	Steve Langdon	5	313	97	87	184	37
36.	Rene Drolet	3	224	7	105	180	104
37.	Scott Nichol	6	326	80	93	173	813
38.	Dane Jackson	5	246	83	87	170	410
39.	Mike Donnelly	2	121	75	92	167	124
40.	Barry Smith	5	324	65	100	165	112
41.	Denis Hamel	4	271	87	76	163	356
42.	Chris Halyk	3	205	75	87	162	106
	Dave Creighton	3	162	69	93	162	107
44.	Kai Suikkanen	3	152	74	87	161	99
	Larry McKillop	3	211	55	106	161	150
	Rudy Migay	4	118	46	115	161	172
47.	Clarke MacArthur	3	163	56	102	158	154
48.	Gates Orlando	5	120	64	92	156	134
49.	Viktor Gordiouk	3	172	70	83	153	70
50.	Duke Harris	3	182	66	86	152	78
	Francois Guay	3	175	58	94	152	111
52.	Doug MacDonald	3	185	71	77	148	177
53.	Michal Repik	3	188	52	95	147	15
54.	Hank Ceisla	2	134	57	88	145	54
55.	Dave Hynes	2	122	79	65	144	53
56.	Mike Walton	4	107	55	86	141	97
57.	Les Duff	7	399	48	91	139	352
58.	Guy Rousseau	3	178	61	77	138	68



HISTORY AMERKS ALL-TIME FORWARDS

AMERKS FORWARDS

RANKING	FORWARDS	SEASONS	GP	G	A	PTS	PIM
59.	Ed Litzenberger	3	152	47	90	137	70
60.	Jeremy Adduono	3	206	62	72	134	111
61.	Bob Cook	4	259	74	59	133	263
	Steve Ludzik	3	163	53	80	133	296
63.	Stefan Meyer	4	266	64	66	130	363
64.	Mikael Andersson	4	153	46	81	127	48
	Paul Gaustad	3	234	41	86	127	498
66.	Michael Ryan	5	218	57	69	126	213
	Don Blackburn	2	132	45	81	126	46
68.	Jim Jones	3	214	53	72	125	220
	Doug Trapp	2	143	48	77	125	166
70.	Jason Dawe	4	140	63	57	120	99
71.	Luke Adam	4	180	56	63	119	147
72.	Jason Young	3	178	55	63	118	224
	Yvon Lambert	2	158	53	65	118	24
74.	Ron Ward	2	142	58	59	117	51
75.	Chris Langevin	4	208	51	65	116	750
76.	Ab McDonald	2	134	51	64	115	26
77.	Scott Thomas	3	131	57	57	114	153
	Gary Aldcorn	3	119	52	62	114	102
79.	Milan Bartovic	5	270	62	51	113	275
80.	Paul Gardner	1	71	61	51	112	16
81.	Ed Mazur	2	106	46	65	111	157
82.	Billy Hicke	2	83	49	61	110	63
	Gene Ubriaco	2	132	38	72	110	36
84.	Vaclav Varada	3	103	56	51	107	159
	Scott McCrory	2	108	41	66	107	85
	Derek Roy	3	101	33	74	107	90
87.	Janis Sprukts	2	117	34	72	106	80
88.	Darren VanOene	4	268	49	56	105	516
	Dick Van Impe	3	121	46	59	105	111
	Jiri Novotny	4	218	25	80	105	106
91.	Donald Audette	3	81	54	50	104	90
	Paul Crowley	2	160	48	56	104	315
	Craig Fisher	2	87	44	60	104	36
94.	Darrin Shannon	2	99	46	57	103	81
95.	Cecil Hoekstra	3	152	44	58	102	6
96.	Bill Bennett	2	139	44	57	101	176
	Chris Thorburn	3	208	41	60	101	396
	Terry Yake	1	78	34	67	101	77
99.	Jason Botterill	3	118	59	41	100	182
	Matt Davidson	3	231	53	47	100	84
101.	Earl Anderson	2	104	45	54	99	38
102.	Bob Walton	2	144	34	63	97	34
103.	Earl Balfour	2	133	48	47	95	96
	Brad Rubachuk	3	195	46	49	95	665
	Bob Barlow	1	72	43	52	95	72
	Gary Burns	2	155	38	57	95	163
	Art Stratton	1	76	24	71	95	118
108.	Dixon Ward	1	71	38	56	94	74
	Jason Cipolla	2	145	35	59	94	138
110.	Ed Joyal	2	79	41	52	93	16
111.	Matthew Barnaby	2	98	31	61	92	427
112.	David Brine	4	236	35	56	91	79
	Bruce Draper	2	125	33	58	91	43
	Alex Faulkner	2	106	24	67	91	32
115.	Gilles Hamel	2	71	39	51	90	62
116.	Jack Stanfield	3	176	43	46	89	128





HISTORY AMERKS ALL-TIME FORWARDS

AMERKS FORWARDS

RANKING	FORWARDS	SEASONS	GP	G	A	PTS	PIM
	Norm Lacombe	4	122	39	50	89	138
	Benoit Hogue	2	115	38	51	89	193
119.	Drew Larman	4	213	44	44	88	143
	Don Biggs	1	65	31	57	88	115
121.	Tim Schaller	3	174	38	49	87	200
	Gary Collins	3	158	30	57	87	42
123.	Bob Logan	3	106	55	31	86	64
	Jiri Sejba	2	90	42	44	86	90
125.	Mike Harder	2	87	35	50	85	39
	John Gofton	2	78	32	53	85	67
	Johan Larsson	3	102	31	54	85	115
	Mikhail Volkov	3	129	30	55	85	90
129.	Barrie Moore	2	96	40	44	84	54
	Barry Watson	3	137	31	53	84	73
131.	Brian McGregor	2	142	45	38	83	48
132.	Murray Kuntz	1	72	51	31	82	31
	Bob Ellett	2	145	45	37	82	114
134.	Joel Savage	4	169	40	41	81	129
	Bob Corkum	3	164	37	44	81	169
136.	Bob Nevin	4	97	35	45	80	16
	Kevin Porter	2	98	34	46	80	62
138.	Richard Hajdu	4	151	24	55	79	209
139.	Michael Duco	3	194	43	35	78	384
	Marek Zagrapan	2	147	35	43	78	105
141.	Daniel Paille	3	153	35	42	77	95
	Darcy Loewen	3	194	31	46	77	516
	Dylan Hunter	3	147	29	48	77	113
144.	Dan Catenacci	4	196	38	38	76	131
	Lou Angoffi	2	99	31	45	76	47
146.	Evan Rankin	3	115	37	38	75	40
	Tom McCarthy	2	92	36	39	75	58
148.	Pat Hannigan	4	86	34	39	73	99
	Kamil Kreps	3	117	28	45	73	42
	Murray Hall	2	75	27	46	73	89
	Mike Nykoluk	2	97	23	50	73	75
152.	Paul Brydges	3	174	36	36	72	176
	Jeff Parker	3	94	29	43	72	144
	Jason Winch	2	104	24	48	72	53
	Mike Moller	2	83	20	52	72	29
156.	Don Lever	2	86	35	36	71	85
	Jamie Johnson	1	80	27	44	71	24
	Bryan Hextall	1	72	24	47	71	134
159.	Gary McAdam	1	73	40	29	69	58
	Mike Byers	2	97	32	37	69	10
	Duke Edmundson	1	68	25	44	69	62
	Larry Keenan	2	121	22	47	69	36
163.	Thomas Vanek	1	74	42	26	68	62
	Kevin Kerr	3	146	38	30	68	680
	Gary Bredin	2	140	35	33	68	91
	Kenndal McArdle	4	166	34	34	68	279
	Peter Horachek	3	116	28	40	68	98
168.	Dave Gorman	1	77	26	41	67	131
169.	Gerry Sillers	3	173	30	36	66	93
	Marcus Foligno	2	93	26	40	66	116
171.	Dean Sylvester	1	76	35	30	65	46
172.	Anthony Stewart	3	120	28	35	63	125
	Dunc Rousseau	2	96	24	39	63	135
	Rene Robert	1	49	23	40	63	57





HISTORY AMERKS ALL-TIME FORWARDS

AMERKS FORWARDS

RANKING	FORWARDS	SEASONS	GP	G	A	PTS	PIM
175.	Ted Nolan	1	65	28	34	62	152
	Bob Kelly	1	70	27	35	62	206
	Paul Masnick	1	64	24	38	62	46
178.	Gordie Hannigan	1	64	21	40	61	111
179.	Ron Carter	2	50	37	23	60	8
	John MacMillan	2	95	30	30	60	51
	Fred Burchell	1	70	20	40	60	65
182.	Sergei Petrenko	2	81	28	31	59	24
	Tom Songin	1	59	21	38	59	92
	Billy Knibbs	2	81	17	42	59	20
185.	Ron Hurst	2	85	19	38	57	178
186.	Jeff Taffe	1	61	28	28	56	47
	Jeff Hamilton	3	157	28	28	56	84
	Bill Saunders	2	82	26	30	56	38
	Evgeny Dadonov	2	100	25	31	56	40
190.	Steve West	1	47	24	31	55	28
191.	Jozef Cierny	1	54	27	27	54	36
	Rob Globke	3	164	22	32	54	131
	Mike McLaughlin	1	71	19	35	54	27
194.	Ron Dussiaume	1	74	23	30	53	77
195.	Len Lunde	1	37	19	33	52	13
	Joel Armia	2	87	17	35	52	69
	Marc-Andre Gagnani	1	78	14	38	52	38
198.	Paul O'Neil	1	49	35	16	51	17
	Peter Ambroziak	4	121	25	26	51	125
	Peter Stenkowski	3	49	23	28	51	60
	Christian Matte	1	72	22	29	51	48
	Brayden Irwin	2	95	21	30	51	43
	Jeff Capello	2	108	21	30	51	75
	William Carrier	2	119	20	31	51	86
	James Black	1	45	19	32	51	28
	Ed Lawson	2	115	16	35	51	85
207.	Jaroslav Kristek	3	125	23	26	49	64
	Erik Rasmussen	2	90	21	28	49	130
	Alan Haworth	2	35	19	30	49	29
210.	Clayton Pachal	2	129	18	30	48	245
	Keith Gretzky	2	66	11	37	48	6
212.	Matt Ellis	4	153	25	22	47	24
	Joe Kowal	1	66	20	27	47	139
	Doug Brindley	1	74	20	27	47	12
215.	Adam Creighton	2	38	22	24	46	29
	Greg Jacina	2	96	22	24	46	248
	Paul Szczechura	1	57	21	25	46	26
	Rob Ray	3	125	14	32	46	796
	Tom Cassidy	1	51	11	35	46	55
220.	Derek Whitmore	2	83	29	16	45	27
	Justin Bailey	1	70	20	25	45	16
	Ales Kotalik	2	76	18	27	45	59
	Dan Seguin	2	80	18	27	45	86
	Brad Anderson	1	81	18	27	45	36
	John Cunniff	1	66	16	29	45	57
226.	Drew Stafford	1	34	22	22	44	30
	Lou Crawford	3	210	20	24	44	589
	Terry Clancy	3	105	15	29	44	57
229.	Ralph Stewart	1	68	27	16	43	14
	Curtis Brown	1	51	22	21	43	30
	Sean Shanahan	1	66	20	23	43	156
	Jerry D'Amigo	2	90	18	25	43	63





HISTORY AMERKS ALL-TIME FORWARDS

AMERKS FORWARDS

RANKING	FORWARDS	SEASONS	GP	G	A	PTS	PIM
	Jay Fraser	3	95	17	26	43	308
234.	Steve Patrick	2	68	19	23	42	48
	Jere Gillis	1	53	18	24	42	69
236.	Joe Murphy	2	106	20	21	41	51
	Mike York	1	45	14	27	41	8
	Herman Karp	1	55	14	27	41	26
239.	Lou Franceschetti	1	49	15	25	40	64
	Mikhail Grigorenko	2	52	14	26	40	27
241.	Ray Sheppard	2	60	21	18	39	13
	Milan Marcetta	1	29	18	21	39	4
	Dave Hrechkosy	1	70	15	24	39	48
	Billy Harris	2	54	9	30	39	21
245.	Gene Sobchuk	1	58	22	16	38	29
	Bill Dineen	1	70	19	19	38	20
	Grant Martin	2	28	18	20	38	24
	Joe Lund	2	83	12	26	38	51
	Kevin Sundher	3	129	11	27	38	63
250.	Rob Conn	1	36	22	15	37	40
	Graham Mink	1	67	20	17	37	86
	Jamie Tardif	1	51	18	19	37	28
	Trent Kaese	2	82	15	22	37	100
	Murray Balfour	1	67	14	23	37	181
	Gary Collins	2	60	13	24	37	10
256.	Bill Thomas	1	53	16	20	36	12
	Greg Walters	3	144	15	21	36	528
	Brian Murphy	1	62	14	22	36	37
	Jacques Richard	1	37	13	23	36	37
260.	Maxime Legault	2	122	19	16	35	45
261.	John Wensink	2	94	17	17	34	290
	Brian Conacher	3	77	16	18	34	74
	Garth Rizzuto	2	58	14	20	34	67
	Ed Ronan	1	47	13	21	34	62
	Andre Champagne	5	145	12	22	34	117
	Mark Voakes	1	75	8	26	34	36
267.	Geoff Peters	3	113	17	16	33	252
	Brian Flynn	2	50	16	17	33	20
	Shawn Matthias	2	88	16	17	33	28
	Mike Corrigan	2	52	12	21	33	38
	Gary Jarrett	4	63	9	24	33	27
272.	Jake Rathwell	2	95	15	17	32	69
	Colin Stuart	1	51	13	19	32	32
	Ed Hatoum	1	67	9	23	32	29
275.	Martin Menard	1	47	18	13	31	30
	Richard Suwek	2	79	8	23	31	30
277.	Ross Butler	1	45	21	9	30	18
	Steven King	1	28	15	15	30	28
	Ted Taylor	1	37	14	16	30	54
	Doug Ferguson	1	64	11	19	30	60
	Wayne Clairmont	1	70	11	19	30	26
	Larry Jeffrey	1	51	10	20	30	36
	Evan Rodrigues	1	72	9	21	30	39
	Jason Akeson	1	52	8	22	30	18
285.	Nick Tarnasky	2	79	19	10	29	145
	Hank Nowak	1	35	12	17	29	26
	Mike Zigomanis	1	50	12	17	29	32
	Guy Burrowes	1	70	8	21	29	31
	Jim Moore	1	45	6	23	29	17
	Cal O'Reilly	1	47	6	23	29	6





HISTORY AMERKS ALL-TIME FORWARDS

AMERKS FORWARDS

RANKING	FORWARDS	SEASONS	GP	G	A	PTS	PIM	
291.	Karl Stewart	1	72	20	8	28	70	
	Zac Dalpe	1	44	16	12	28	0	
	Steffon Walby	1	48	15	13	28	52	
	Nick Baptiste	1	62	13	15	28	30	
	Andre Savard	1	25	11	17	28	4	
	Jean-Paul Parise	1	30	10	18	28	37	
	Ron Schock	1	40	10	18	28	12	
	Quinn Hancock	1	57	9	19	28	29	
	299.	Barry Wilcox	1	73	17	10	27	95
		Craig Sarnier	1	46	14	13	27	26
Matt Hendricks		1	56	13	14	27	84	
Mike Hartman		1	57	13	14	27	283	
Travis Turnbull		1	63	12	15	27	117	
Willie Marshall		2	29	9	18	27	8	
Billy Carter		3	71	8	19	27	10	
Keke Mortson		1	44	6	21	27	84	
307.		Sean McKenna	1	26	16	10	26	14
		Zack Kassian	1	30	15	11	26	31
	Patrice Tardif	1	41	13	13	26	68	
	Ken Girard	2	61	13	13	26	2	
	Jamie Leach	1	47	12	14	26	40	
	Corey Tropp	2	33	11	15	26	53	
	Bernie Gallant	2	72	8	18	26	64	
	Patrick Kaleta	4	120	8	18	26	277	
	315.	Bob Lalonde	1	42	14	11	25	19
		Steve Sterling	2	75	14	11	25	16
Grant Tkachuk		1	64	12	13	25	26	
Tanner Glass		3	91	10	15	25	189	
Don Keller		3	119	10	15	25	327	
Ray Cyr		1	62	9	16	25	2	
321.		Clint Fehr	4	71	15	9	24	54
		Don Larway	1	37	13	11	24	55
		Richard Lemieux	1	34	12	12	24	30
		Terry Gray	1	45	10	14	24	14
	Dave Schultz	1	56	10	14	24	248	
	Brian McKinnon	2	113	10	14	24	30	
	Val James	5	253	10	14	24	496	
	Ted Hampson	1	29	6	18	24	9	
	329.	Norm Lefebvre	1	70	17	6	23	70
		Les Kozak	1	45	14	9	23	31
Jack Wells		2	70	11	12	23	70	
Jim Aldred		3	76	11	12	23	61	
Mark Wichrowski		2	86	9	14	23	401	
Colton Gillies		1	65	9	14	23	49	
Don Westbrooke		2	39	7	16	23	14	
Rick Schofield		1	58	7	16	23	12	
Patrick Rissmiller		2	33	5	18	23	14	
338.		Frederick Roy	2	117	16	6	22	186
	Ron Snell	1	35	10	12	22	13	
	Scott Timmins	1	45	10	12	22	18	
	Rob McClanahan	1	18	9	13	22	10	
342.	Brian Holzinger	1	17	10	11	21	14	
	A.J. Jenks	1	63	8	13	21	48	
	Jean Dupuy	1	74	8	13	21	63	
346.	Mike Bavis	2	92	6	15	21	189	
	Tony Iob	2	21	12	8	20	70	
	Jacob Lagace	2	62	10	10	20	27	
	Daniel Steiner	1	27	6	14	20	10	



HISTORY AMERKS ALL-TIME FORWARDS

AMERKS FORWARDS

RANKING	FORWARDS	SEASONS	GP	G	A	PTS	PIM
	Brett Marietti	1	38	6	14	20	63
350.	Wayne Primeau	2	32	11	8	19	33
	Wayne Van Dorp	2	75	10	9	19	394
	Cody Hodgson	1	19	5	14	19	10
353.	Wayne Carlton	2	26	10	8	18	8
	Dan Collins	3	92	10	8	18	48
	Randall Gelech	1	56	9	9	18	33
	Brent Taylor	1	68	9	9	18	40
	Jeff Hunt	1	34	8	10	18	16
	Maxim Afinogenov	1	15	6	12	18	8
	Bill McNeil	1	19	3	15	18	11
360.	Karel Movosky	3	113	11	6	17	127
	J.P. Dumont	1	13	7	10	17	18
	Zemgus Girgensons	1	61	6	11	17	28
363.	Scott Pearson	1	26	8	8	16	113
	Paul Rushforth	2	32	8	8	16	14
	Jeff LoVecchio	1	51	8	8	16	25
	Don McKenny	1	18	7	9	16	4
	Lorne Rombough	1	26	6	10	16	17
	Kevin Schamehorn	1	27	6	10	16	44
	Ian Boyce	2	32	6	10	16	6
	Andrew Sweetland	2	99	6	10	16	22
	Eric Selleck	1	67	5	11	16	214
	Jacob Micflikier	1	39	4	12	16	12
373.	Mike Casselman	1	25	8	7	15	14
	Bob Schmautz	1	7	7	8	15	8
	Victor Oreskovich	1	34	6	9	15	18
	John-Paul Kelly	1	16	5	10	15	32
	Bob Fitchner	1	34	5	10	15	60
	Mike Corbett	1	50	5	10	15	18
	P.J. Fenton	1	56	5	10	15	26
	Brady Calla	4	64	5	10	15	25
381.	David Booth	1	25	7	7	14	26
	Mike Mader	1	60	7	7	14	103
	Mark Cullen	1	28	5	9	14	6
	Jordan Knackstedt	1	44	5	9	14	26
	Cole Schneider	1	19	4	10	14	21
	Jeff Brubaker	1	57	4	10	14	253
387.	Jim McRae	1	19	11	2	13	10
	Claude LaForge	1	14	7	6	13	10
	Triston Grant	1	56	7	6	13	144
	Tom St. James	1	31	6	7	13	8
	Rick Vaive	1	12	4	9	13	4
	Jay Moser	1	22	4	9	13	4
	John Brenneman	1	13	3	10	13	4
	Brian Kilrea	1	33	2	11	13	4
	Dick Bouchard	1	43	2	11	13	19
396.	Andrew Peters	4	175	7	5	12	733
	Jonathan Parker	3	76	6	6	12	17
	Richie Leduc	1	23	5	7	12	35
	Scott Sheppard	2	23	5	7	12	10
	Ross Yates	1	20	4	8	12	4
	Sasha Lakovic	1	51	3	9	12	161
	Brian Cullen	1	9	2	10	12	2
403.	Eric O'Dell	1	17	7	4	11	8
	Cody McCormick	1	25	6	5	11	42
	Doug Smith	1	15	5	6	11	35
	Bill Army	1	19	4	7	11	21
	Riley Nelson	1	28	4	7	11	4





HISTORY AMERKS ALL-TIME FORWARDS

AMERKS FORWARDS

RANKING	FORWARDS	SEASONS	GP	G	A	PTS	PIM
408.	Taylor Pyatt	1	27	6	4	10	36
	Brodie Reid	1	31	6	4	10	6
	Ed Zawatsky	1	14	4	6	10	2
412.	Derek Wood	2	34	3	7	10	75
	Gordie Redahl	2	21	4	5	9	2
417.	Jason Cirone	1	24	4	5	9	34
	Allan McPherson	2	60	4	5	9	14
	Sean McMorrow	4	220	4	5	9	1020
	Brad Kempthorne	1	15	1	8	9	6
	Dave Hindmarch	1	18	6	2	8	6
	Jacques Joubert	1	20	5	3	8	10
	Hugh Jessiman	1	25	5	3	8	47
	Alex Hutchings	1	51	5	3	8	31
	Barry Cullen	1	7	4	4	8	6
	Al Conroy	1	13	4	4	8	40
	Eric Strobel	1	13	4	4	8	4
431.	Alex Guptill	1	20	3	5	8	28
	Ladislav Karabin	1	21	3	5	8	18
	Jordan Samuels-Thomas	1	63	3	5	8	70
	Rich Goodfellow	1	20	2	6	8	25
	Bob Westerby	1	40	2	6	8	155
	Bo Elik	1	14	1	7	8	28
	Shawn Szydlowski	1	60	0	8	8	25
	Hector Lalonde	1	13	5	2	7	17
	Jay Mazur	1	16	5	2	7	16
	Steve Junker	1	29	5	2	7	31
	Peter Vandermeer	2	32	5	2	7	156
444.	Real Cloutier	1	11	4	3	7	0
	John Harrington	1	12	4	3	7	8
	Ed Shack	1	8	3	4	7	12
	Norm Johnson	1	14	3	4	7	8
	Kevin Colley	1	25	3	4	7	70
	Gerry Goyer	1	5	2	5	7	2
	Colin Jacobs	3	46	2	5	7	48
	Alain Cote	1	23	1	6	7	14
	Tim Kennedy	1	14	0	7	7	8
	Al Secord	1	4	4	2	6	50
	455.	Mike Kaszycki	1	6	4	2	6
Michael Nylander		1	7	4	2	6	2
Jimmy Bonneau		1	57	4	2	6	187
Pat Hughes		1	10	3	3	6	7
Gregory Campbell		1	11	3	3	6	30
Ryan Del Monte		1	24	3	3	6	29
Morris Titanic		1	25	3	3	6	6
Gerry James		1	15	2	4	6	46
Jeff Hutchins		2	25	2	4	6	72
Jeff Eatough		1	24	1	5	6	5
463.		Ron Howell	1	22	4	1	5
	Ron Chipperfield	1	6	3	2	5	6
	Pete Gardner	1	18	3	2	5	19
	Craig Brunel	1	37	3	2	5	96
	Tommy Goebel	1	5	2	3	5	0
	Matt Ruchty	1	6	2	3	5	23
	Alex Tidley	1	9	2	3	5	6
	Andy Ristau	2	61	2	3	5	283
	Jayden Hart	1	11	4	0	4	7



HISTORY AMERKS ALL-TIME FORWARDS

AMERKS FORWARDS

RANKING	FORWARDS	SEASONS	GP	G	A	PTS	PIM
	Jack Nevins	2	72	4	0	4	111
	Akim Aliu	1	10	3	1	4	51
	Mike Anderson	1	25	3	1	4	2
	John Wilson	1	2	2	2	4	0
	Danny Johnson	1	7	2	2	4	4
	Ernie Hartlieb	1	9	2	2	4	0
	Don Smith	1	11	2	2	4	21
	Marty Clapton	1	12	2	2	4	4
	Maxime Gratchev	1	13	2	2	4	6
	Justin Mercier	1	16	2	2	4	8
	Chris Clackson	2	18	2	2	4	47
	Sam Paolini	3	23	2	2	4	33
	Bob Craig	1	25	2	2	4	17
	Eric Boulton	1	76	2	2	4	276
	Bob Miller	1	3	1	3	4	7
	Kimbi Daniels	1	6	1	3	4	2
	Garry Unger	2	6	1	3	4	6
	Dunc McDonald	3	7	1	3	4	0
	Lowell MacDonald	4	8	1	3	4	0
	Michael Pelech	1	10	1	3	4	21
	Mike Barrie	1	16	1	3	4	40
	Rick Hampton	1	21	1	3	4	7
	Bob Thompson	1	44	1	3	4	10
487.	Doug Caines	1	7	3	0	3	2
	Anthony Luciani	1	3	2	1	3	2
	Michael Dubuc	1	5	2	1	3	0
	Bob Bodak	1	12	2	1	3	6
	Glen Cressman	1	14	2	1	3	4
	Mark Dutiaume	4	21	2	1	3	4
	Igor Gongalsky	1	37	2	1	3	78
	Mitch Molloy	2	39	2	1	3	170
	Justin Kea	3	59	2	1	3	109
	Rostislav Olesz	1	4	1	2	3	4
	Nick Deslauriers	1	5	1	2	3	9
	Ron Krulicki	1	6	1	2	3	0
	Gary Marsh	1	7	1	2	3	4
	Mauri Eivola	1	10	1	2	3	4
	Yannick Tifu	1	15	1	2	3	15
	Lee Jelenic	1	17	1	2	3	11
	Dave Seitz	2	17	1	2	3	4
	Bates Battaglia	1	20	1	2	3	12
	Ryan Shmyr	1	34	1	2	3	170
	Sam Reinhart	1	3	0	3	3	0
	Jarret Lukin	1	6	0	3	3	0
508.	David Marshall	1	9	2	0	2	6
	Mike Hedden	1	2	1	1	2	15
	Ross Carlson	1	3	1	1	2	0
	Gilles Tremblay	1	3	1	1	2	2
	Gus Brossard	1	5	1	1	2	2
	Scott Reynolds	1	6	1	1	2	2
	Del Topoll	1	6	1	1	2	2
	Stan Johnathan	2	8	1	1	2	7
	Mike Lay	1	10	1	1	2	6
	Judd Blackwater	1	12	1	1	2	0
	Joe Ritson	1	17	1	1	2	29
	Dustin Johner	2	18	1	1	2	8
	Duke Asmundson	1	19	1	1	2	4
	Adam Taylor	2	56	1	1	2	27





HISTORY AMERKS ALL-TIME FORWARDS

AMERKS FORWARDS

RANKING	FORWARDS	SEASONS	GP	G	A	PTS	PIM
	Larry Floyd	1	1	0	2	2	0
	John Lilley	1	1	0	2	2	15
	Kyle Rank	1	2	0	2	2	0
	Ben Gordon	1	6	0	2	2	2
	Daniel Tkaczuk	1	7	0	2	2	4
	John-Scott Dickson	1	9	0	2	2	0
	Eric Cornel	2	12	0	2	2	2
	Kevin McClelland	1	22	0	2	2	93
	Matt Garbowsky	2	24	0	2	2	0
	Riley Boychuk	1	26	0	2	2	18
533.	Steve MacIntyre	1	34	0	2	2	86
	Cory Conacher	1	2	1	0	1	2
	Daniel Lacroix	1	2	1	0	1	18
	Andy Pritchard	1	2	1	0	1	0
	Wally Sprange	1	2	1	0	1	0
	Matt Tassone	1	3	1	0	1	7
	Chris Palmer	1	3	1	0	1	4
	Stu Wilson	1	3	1	0	1	0
	Kelly Sorensen	1	4	1	0	1	4
	Mike Iggulden	1	6	1	0	1	7
	Giorgio Estephan	1	6	1	0	1	0
	Cory Banika	1	7	1	0	1	12
	Aaron Bekdickson	1	7	1	0	1	12
	Brandon MacLean	1	7	1	0	1	4
	Chris Bright	1	9	1	0	1	6
	Chaz Johnson	2	9	1	0	1	13
	Richie Walcott	1	17	1	0	1	66
	Ryan Mouganel	1	20	1	0	1	2
	Torrie Robertson	1	1	0	1	1	0
	Mathieu Roy	1	1	0	1	1	0
	Dan Bylsma	1	2	0	1	1	0
	Ken Magowan	1	2	0	1	1	0
	Alain Harvey	1	5	0	1	1	0
	Dominic Noel	1	5	0	1	1	4
	Randy Burrridge	1	6	0	1	1	19
	David Jarram	1	6	0	1	1	38
	Justin Aikins	1	8	0	1	1	8
	Neil Clark	1	8	0	1	1	17
	Jacques Mailhot	1	15	0	1	1	52
	Bob Norman	1	17	0	1	1	2
563.	Serge Roberge	1	32	0	1	1	42
	Ken Soble	1	1	0	0	0	15
	Paul Barrett	1	1	0	0	0	2
	Ted Baylis	1	1	0	0	0	2
	Graeme Bonar	1	1	0	0	0	2
	Bob Dillabough	1	1	0	0	0	2
	Brent Imlach	1	1	0	0	0	2
	John Annable	1	1	0	0	0	0
	Pierre Aubry	1	1	0	0	0	0
	Kevin Baker	1	1	0	0	0	0
	Hunter Bishop	1	1	0	0	0	0
	Bob Blood	1	1	0	0	0	0
	Scott Campbell	1	1	0	0	0	0
	Dominic Chiasson	1	1	0	0	0	0
	Jim Cowell	1	1	0	0	0	0
	Richard David	1	1	0	0	0	0
	Dion Del Monte	1	1	0	0	0	0
	Rick Dorman	1	1	0	0	0	0





HISTORY AMERKS ALL-TIME FORWARDS

AMERKS FORWARDS

RANKING	FORWARDS	SEASONS	GP	G	A	PTS	PIM
	Barret Ehgoetz	1	1	0	0	0	0
	Bill Flett	1	1	0	0	0	0
	Germain Gagnon	1	1	0	0	0	0
	Claude Goulet	1	1	0	0	0	0
	Alex Kuzminski	1	1	0	0	0	0
	Dominic Maltais	1	1	0	0	0	0
	Gerry Meehan	1	1	0	0	0	0
	Bill Smith	1	1	0	0	0	0
	Bill Sutherland	1	1	0	0	0	0
	Marc Tardif	1	1	0	0	0	0
	Peter Trovato	1	1	0	0	0	0
	Chris Wheaton	1	1	0	0	0	0
	Dustin Whitecotton	1	1	0	0	0	0
	Mathieu Beaudoin	1	1	0	0	0	0
	Pierre-Luc Faubert	1	1	0	0	0	0
	Davis Payne	1	2	0	0	0	5
	Floyd Curry	1	2	0	0	0	4
	Jamey Hicks	1	2	0	0	0	4
	Nick Parillo	1	2	0	0	0	4
	Bill Best	1	2	0	0	0	2
	Ron Hansis	1	2	0	0	0	2
	Rollie Wilcox	1	2	0	0	0	2
	Ralph Backstrom	1	2	0	0	0	0
	Kevin Coughlin	1	2	0	0	0	0
	Joe Fidler	1	2	0	0	0	0
	Don Hall	1	2	0	0	0	0
	Nick Harbaruk	1	2	0	0	0	0
	Scott Kirton	1	2	0	0	0	0
	Jonathan Lehun	1	2	0	0	0	0
	Kyle Ostrow	1	2	0	0	0	0
	Andre Payette	1	2	0	0	0	0
	Bobby Rousseau	1	2	0	0	0	0
	Kahlil Thomas	1	2	0	0	0	0
	Dave Westner	1	2	0	0	0	0
	John Young	1	2	0	0	0	0
	Colt King	1	2	0	0	0	0
	Barret Ehgoetz	1	2	0	0	0	0
	Steve Walker	1	3	0	0	0	17
	Andrew Lord	1	3	0	0	0	17
	Brad Williamson	1	3	0	0	0	6
	Cason Hohmann	1	3	0	0	0	2
	Rob Mierklans	1	3	0	0	0	2
	Bob Murphy	1	3	0	0	0	2
	David Poile	1	3	0	0	0	2
	Chris Grenville	1	3	0	0	0	2
	Steve Hildenbrand	1	3	0	0	0	2
	Tom Buckley	1	3	0	0	0	0
	Adam Calder	1	3	0	0	0	0
	Ben Gustavson	1	3	0	0	0	0
	Milt Hohol	1	3	0	0	0	0
	Cam MacGregor	1	3	0	0	0	0
	Eric Schneider	1	3	0	0	0	0
	Jordan Fox	1	3	0	0	0	0
	Cam Brown	1	4	0	0	0	26
	Brian McCarthy	1	4	0	0	0	5
	Kris Cantu	1	4	0	0	0	0
	Neil Clark	1	4	0	0	0	0
	Chad Remackel	1	4	0	0	0	0





HISTORY AMERKS ALL-TIME FORWARDS

ALL-TIME FORWARDS

RANKING	FORWARDS	SEASONS	GP	G	A	PTS	PIM
	Fraser Robertson	1	4	0	0	0	0
	Bob Fleming	1	5	0	0	0	29
	Bobby Robbins	1	5	0	0	0	13
	Frank Littlejohn	1	5	0	0	0	10
	Christian Lalonde	1	5	0	0	0	6
	Kyle Bailey	1	5	0	0	0	4
	Kelly Perrault	1	5	0	0	0	2
	Adam Calder	2	5	0	0	0	2
	Ryan Bennett	1	6	0	0	0	7
	Mike Kinnie	1	6	0	0	0	0
	Johnny McGuire	1	7	0	0	0	40
	Tom Reilly	1	7	0	0	0	2
	Brett Parnham	1	7	0	0	0	0
	Rob Bordson	1	8	0	0	0	2
	Matt Pierce	1	8	0	0	0	0
	Tom Serviss	1	9	0	0	0	2
	Mike Zanutto	1	9	0	0	0	0
	Daniel Bienvenue	1	10	0	0	0	17
	Bill Sweeney	1	10	0	0	0	2
	Carlin Nordstrom	1	11	0	0	0	29
	Brent Gogol	1	17	0	0	0	78
	Joel Irving	2	18	0	0	0	22
	Riley Emmerson	1	42	0	0	0	107

Red Bold indicates played for the Amerks last season.





HISTORY AMERKS ALL-TIME DEFENSEMEN



ALL-TIME DEFENSEMEN

RANKING	DEFENSEMEN	SEASONS	GP	G	A	PTS	PIM
1.	Don McSween	5	348	45	170	215	313
2.	Rick Pagnutti	4	278	45	149	194	226
3.	Darryl Sly	11	516	51	132	183	370
4.	Rod Graham	5	347	50	119	169	384
5.	Jim Wiemer	5	218	48	119	167	209
	Mike Hurlbut	5	288	44	123	167	259
7.	Steve Kraftcheck	4	268	11	155	166	160
8.	Richie Dunn	5	276	41	120	161	226
9.	Ray Maluta	5	314	25	125	150	608
10.	Duane Rupp	6	253	23	117	140	250
11.	Ken Block	5	280	23	113	136	168
12.	Larry Hillman	6	169	14	108	122	212
13.	Don Cherry	7	390	34	84	118	386
	Terry Hollinger	2	135	17	101	118	125
15.	Daniel Naud	2	150	21	96	117	63
16.	Greg Brown	3	148	25	85	110	87
	Doug Houda	5	284	23	87	110	683
18.	Clay Wilson	2	141	26	82	108	66
19.	Sergei Klimentiev	4	211	25	79	104	264
	Dave Fenyves	6	358	20	84	104	379
21.	Chris Snell	2	142	19	84	103	149
22.	David Cullen	3	186	19	82	101	123
	Al Arbour	5	324	15	86	101	381
24.	Dean Melanson	6	353	22	78	100	852
	Bill Houlder	2	111	21	79	100	44
26.	Brayden McNabb	3	145	17	78	95	126
	Brian Campbell	3	177	11	84	95	59
28.	Bob Hess	2	92	23	71	94	105
29.	Jim McKenney	4	113	32	60	92	65
30.	Doug Janik	5	376	18	73	91	686
31.	Chad Ruhwedel	3	178	24	66	90	70
32.	Ron Fischer	4	185	18	71	89	272
33.	Nathan Paetsch	4	215	21	65	86	297
	Dick Mattiussi	3	209	17	69	86	299
35.	Mark Renaud	2	144	17	67	84	104
36.	Claude Labrosse	6	275	15	67	82	131
37.	Philippe Boucher	3	79	28	52	80	85
38.	Daryl Drader	4	195	26	52	78	110
39.	Jim Walsh	3	179	17	60	77	420
	Brandon Smith	3	177	16	61	77	125
41.	Kent Douglas	3	102	22	53	75	189
42.	Jason Holland	4	200	11	63	74	115
43.	Steve Dykstra	4	210	14	59	73	464
44.	Al Sims	4	133	20	52	72	70
45.	Doug Halward	3	150	18	53	71	96
	Jim Hofford	6	319	10	61	71	1,212
	Mark Ferner	4	241	3	68	71	506
48.	Kari Suoraniemi	3	137	12	58	70	98
49.	David Cooper	3	156	21	47	68	209
50.	TJ Brennan	2	88	30	35	65	96
	Dale DeGray	2	114	15	50	65	239
	Shawn Anderson	4	107	14	51	65	95
53.	Shayne Wright	3	200	9	55	64	345
54.	Al MacNeil	4	185	11	51	62	289
55.	Jeff Jillson	2	151	22	37	59	140
	John Bednarski	2	148	17	42	59	361
	Nick Crawford	3	186	16	43	59	72
58.	Jerome Leduc	3	229	19	39	58	117





HISTORY AMERKS ALL-TIME DEFENSEMEN



ALL-TIME DEFENSEMEN

RANKING	DEFENSEMEN	SEASONS	GP	G	A	PTS	PIM
59.	Jordan Henry	3	194	20	35	55	288
	Dirk Rueter	3	203	6	49	55	271
61.	Mike Kostka	2	81	16	38	54	48
	Jason Garrison	2	113	11	43	54	101
	Darryl Edestrand	4	131	11	43	54	104
	Dean Turner	1	75	8	46	54	155
65.	Howie Young	2	124	24	27	51	245
	Graeme Nicolson	1	80	16	35	51	112
67.	Rory Fitzpatrick	5	211	14	36	50	240
	Ken Sutton	2	119	12	38	50	148
	Dave Baseggio	3	105	11	39	50	87
70.	Alex Biega	2	137	10	38	48	106
	Mark Pysyk	4	145	8	40	48	82
	Al Simmons	2	73	7	41	48	73
73.	Bill Stewart	2	69	13	34	47	201
	Keaton Ellerby	3	150	11	36	47	86
75.	Sean O'Donnell	3	211	9	37	46	638
	Harry Shaw	3	179	5	41	46	261
77.	Doug Dunville	4	126	14	31	45	104
78.	Colby Robak	2	149	12	32	44	72
79.	Timo Jutila	1	56	13	30	43	29
	Rumun Ndur	3	191	8	35	43	795
	Marc Reaume	5	89	8	34	42	50
82.	Bob Malcolm	6	166	9	32	41	164
83.	Al Langlois	2	115	5	35	40	152
	Heikki Leime	4	136	4	36	40	83
85.	Steve Smith	4	130	8	31	39	260
	Mike Forbes	2	107	7	32	39	162
87.	Jayson Meyer	2	79	7	30	37	86
	Keith Carney	2	65	6	31	37	34
	Joe Reekie	3	120	4	33	37	286
90.	Bill White	3	115	6	30	36	95
	Andrej Sekera	2	94	5	31	36	50
	Bob Halkidis	4	108	4	32	36	328
93.	Wayne Ramsey	1	68	6	29	35	58
	Mike Milbury	2	143	5	30	35	449
	Cory Sarich	2	92	3	32	35	126
96.	Lindy Ruff	1	62	10	24	34	110
	Mark Kryz	2	128	5	29	34	190
98.	Mike Boland	2	85	4	29	33	186
99.	Jean-Luc Grand-Pierre	3	193	14	18	32	425
	Martin Lojek	3	156	13	19	32	200
	Peter Ratchuk	1	70	11	21	32	64
	James Gasseau	2	82	9	23	32	115
103.	Bill Orr	2	65	10	21	31	86
	Matt Donovan	1	73	8	23	31	61
	Arnie Brown	2	74	4	27	31	145
106.	Jack Brownschidle	1	74	8	22	30	13
	Roger Cote	3	127	5	25	30	349
	Michael Caruso	3	215	5	23	30	185
109.	Mark Astley	1	46	5	24	29	49
	Jake McCabe	2	58	5	24	29	50
	Bob Armstrong	1	70	1	28	29	89
112.	Reg Fleming	2	79	7	21	28	116
113.	Todd Nelson	1	74	6	20	26	32
	Joe Crozier	2	60	2	24	26	26
115.	Craig Millar	1	64	7	18	25	65
	Benny Woit	2	99	6	19	25	94



ALL-TIME DEFENSEMEN

RANKING	DEFENSEMEN	SEASONS	GP	G	A	PTS	PIM
	Franklin MacDonald	3	123	2	23	25	89
	Brad Miller	5	142	2	23	25	642
119.	Tom Nemeth	2	67	4	20	24	38
	Noel Price	2	69	4	20	24	153
	Jim Hargraves	2	103	4	20	24	236
	Matt MacKenzie	4	161	4	20	24	243
	Wayne Morusyk	2	83	2	22	24	52
124	Peter Aston	3	126	5	18	23	63
	Mark Robinson	2	68	4	19	23	111
126.	Steve Lingren	2	121	5	17	22	201
	Uwe Krupp	1	42	3	19	22	50
	Dmitri Kalinin	3	79	2	20	22	66
129.	Kevin Bolibruck	2	119	5	16	21	83
	Brady Austin	2	138	3	18	21	68
131.	Rasmus Ristolainen	1	34	6	14	20	22
	Radoslav Hecl	1	58	6	14	20	41
	Henrik Tallinder	1	73	6	14	20	26
	Mike Breen	2	121	5	15	20	485
	Warren Godfrey	1	67	3	17	20	70
136.	Shawn Whitham	1	46	4	15	19	75
	Tom Williams	3	145	1	18	19	42
138.	Bob Blackburn	1	64	7	11	18	72
	Drew Bagnall	2	92	3	15	18	150
	Jack Chipchase	4	79	2	16	18	111
141.	Jeff Sirkka	1	59	6	11	17	132
	John Schella	1	33	3	14	17	118
	Taras Zytynsky	1	65	2	15	17	78
	Mike Funk	2	119	2	15	17	161
145.	Todd Copeland	1	77	4	12	16	152
	Jay McKee	3	24	3	13	16	30
	Tim Murray	1	26	3	13	16	18
	Dave Dunn	2	64	3	13	16	92
149.	Mario Larocque	1	75	8	7	15	219
	Bobby Sanguinetti	1	40	7	8	15	22
	Francois Ouimet	1	40	4	11	15	56
	Shaone Morrisonn	1	65	4	11	15	44
	Drew Schiestel	2	78	3	12	15	28
	Bob Baun	1	46	2	13	15	117
	Mike Donaldson	2	129	2	13	15	168
	Wayne Mosdell	2	102	1	14	15	115
157.	Charlie Huddy	1	63	6	8	14	36
	Tim Gould	1	66	5	9	14	22
	Brad Knelson	1	48	4	10	14	72
	Rick Mrozik	1	72	4	10	14	47
	Paul Baier	2	74	3	11	14	85
	Mike Card	2	73	2	12	14	70
	Don Johns	1	42	1	1	14	32
	Mike Weber	1	59	1	13	14	178
165.	Joe Callahan	1	48	4	9	13	12
166.	Bruce Shoebottom	2	65	7	5	12	253
	Jean Gauthier	1	52	3	9	12	61
	Gaston Therrien	1	18	2	10	12	6
	Bjorn Johansson	1	26	2	10	12	20
170.	Paul Popiel	1	12	7	4	11	10
	Matt Duffy	2	20	3	8	11	4
	Chris Renaud	1	52	3	8	11	6
	Jim Turkiewicz	1	53	3	8	11	32
	Sylvain Dufresne	2	90	2	9	11	93





HISTORY AMERKS ALL-TIME DEFENSEMEN



ALL-TIME DEFENSEMEN

RANKING	DEFENSEMEN	SEASONS	GP	G	A	PTS	PIM
	Joe Finley	2	93	2	9	11	224
	Joe Zanussi	2	20	1	10	11	22
	Denis Tsygurov	1	24	1	10	11	10
	Paul Traynor	2	108	1	10	11	70
179.	Brian Chapman	1	75	5	5	10	71
	Mark Suzor	1	24	4	6	10	16
	Alexei Tezikov	1	31	3	7	10	41
	Scott Ricci	2	79	3	7	10	26
	Vince Guidotti	1	20	2	8	10	8
	Chuck Luksa	1	33	2	8	10	33
	Derek Booth	1	45	2	8	10	82
	Kevin Haller	2	56	2	8	10	71
	Paul Baier	1	65	2	8	10	80
	Barry Trapp	2	77	1	9	10	55
	Mike McMahon	1	9	0	10	10	4
190.	Peter McNamee	1	26	3	6	9	38
	Noah Welch	2	18	2	7	9	31
	Adam Pardy	1	21	2	7	9	22
	Mikko Lehtonen	1	21	1	8	9	10
194.	Greg Boddy	1	28	2	6	8	77
	Eric Germain	1	18	1	7	8	13
	Eric Lavigne	2	71	1	7	8	207
	Timo Helbling	1	20	0	8	8	50
198.	Dennis Persson	1	39	3	4	7	10
	Alexander Sulzer	1	10	2	5	7	2
	Venci Sebek	2	44	2	5	7	27
	Tim Hoover	1	49	2	5	7	34
	Dan Focht	1	54	2	5	7	146
	Jerry Korab	2	7	1	6	7	8
	Keith Johnson	1	29	1	6	7	137
	Ryan Jorde	3	124	1	6	7	218
	Ari Vallin	1	24	0	7	7	20
207.	Cory Murphy	1	5	2	4	6	2
	Mark Toffolo	2	68	2	4	6	366
	John de Gray	1	41	1	5	6	31
210.	Ron Howell	1	22	4	1	5	2
	Ryan Brindley	2	24	2	3	5	28
	David DiVita	2	41	2	3	5	77
	Luc Theoret	1	25	1	4	5	17
	Mike Wilson	1	15	0	5	5	38
	Adam Comrie	1	44	0	5	5	18
	Murray Anderson	1	52	0	5	5	48
	Joe Rando	2	74	0	5	5	112
218.	Andrei Iakovenko	1	16	2	2	4	20
	Brendan Guhle	1	6	1	3	4	0
	Todd Fichel	2	17	1	3	4	4
	Tim O'Connell	1	24	1	3	4	17
	Nick Tuzzolino	2	39	1	3	4	47
	Aaron Boh	1	12	0	4	4	10
	Michael Sdao	1	12	0	4	4	30
	Corey Fienhage	2	23	0	4	4	20
226.	Pat Price	1	5	2	1	3	9
	Shane Kenny	2	24	2	1	3	25
	Brad Pascall	2	54	2	1	3	71
	Doug Butler	1	7	1	2	3	0
	Rick Lessard	1	8	1	2	3	2
	Bob Duncan	1	10	1	2	3	16
	Brian Bowles	1	16	1	2	3	4



HISTORY AMERKS ALL-TIME DEFENSEMEN



ALL-TIME DEFENSEMEN

RANKING	DEFENSEMEN	SEASONS	GP	G	A	PTS	PIM
	Matt Prapavessis	2	35	1	2	3	14
	Bud MacPherson	1	7	0	3	3	12
	Nick Bailen	1	9	0	3	3	0
	Les Auge	1	10	0	3	3	6
	Marc Dupuis	2	16	0	3	3	14
	Joey Mormina	1	20	0	3	3	36
	Jim Dorey	1	20	0	3	3	16
	Jason Mansoff	1	26	0	3	3	14
	Nick Petrecki	2	33	0	3	3	84
	Marc Busenburg	2	33	0	3	3	6
	Brian Curran	2	46	0	3	3	158
	Luke Beaverson	3	50	0	3	3	56
245.	Scott Hotham	1	9	2	0	2	6
	Kevin Morrison	1	29	2	0	2	49
	Noel Price	1	1	1	1	2	0
	Evan Oberg	1	5	1	1	2	0
	Gus Brassard	2	6	1	1	2	2
	Wally Weir	1	7	1	1	2	79
	Ville Koistinen	1	8	1	1	2	4
	Spiro Goulakos	1	10	1	1	2	4
	Brian Glennie	1	15	1	1	2	16
	Scott Boston	1	16	1	1	2	6
	Scott McGeown	1	4	0	2	2	0
	Lorne Knauft	1	5	0	2	2	8
	Grant Ledyard	1	5	0	2	2	8
	Andrew Hotham	1	6	0	2	2	7
	Andy Delmore	1	8	0	2	2	2
	Blake Kessel	1	8	0	2	2	4
	Bob Turner	1	8	0	2	2	4
	Mike Amodeo	1	10	0	2	2	4
	Jim Burton	1	10	0	2	2	4
	Scott Humeniuk	1	12	0	2	2	19
	Collin Bowman	1	12	0	2	2	8
	Doug O'Brien	1	12	0	2	2	8
	Scott Feasby	2	13	0	2	2	8
	Tom Cronin	1	14	0	2	2	9
	Jared Bednar	1	19	0	2	2	49
	Martin Tuma	2	35	0	2	2	71
	Dave Moylan	2	36	0	2	2	17
	Matt Pelech	1	39	0	2	2	80
	Jeremy Swanson	2	58	0	2	2	70
275.	Ron Fogal	1	66	0	2	2	121
	Mike Holmes	1	2	1	0	1	2
	Randy Moller	1	3	1	0	1	10
	Brian O'Hanley	1	3	1	0	1	0
	Rod Seiling	2	3	1	0	1	0
	Chris Aldous	1	4	1	0	1	0
	Jim Maher	1	5	1	0	1	0
	Mickey Keating	1	7	1	0	1	4
	T.J. Fast	1	13	1	0	1	12
	Jason Beattie	1	1	0	1	1	5
	Carl Brewer	1	1	0	1	1	2
	Don Martin	1	1	0	1	1	2
	Jacques Deslauriers	1	1	0	1	1	0
	Dmitri Rodine	1	1	0	1	1	0
	Curtis Leonard	1	1	0	1	1	0
	Marc Tournier	1	2	0	1	1	2



HISTORY AMERKS ALL-TIME DEFENSEMEN



ALL-TIME DEFENSEMEN

RANKING	DEFENSEMEN	SEASONS	GP	G	A	PTS	PIM
	Mike Smith	1	2	0	1	1	0
	Jack Smith	1	3	0	1	1	7
	Jassen Cullimore	1	3	0	1	1	4
	Brock Matheson	1	3	0	1	1	4
	Doug Schmidt	1	3	0	1	1	2
	Cameron Burt	1	3	0	1	1	2
	Johann Kroll	1	4	0	1	1	4
	David Schulz	1	4	0	1	1	2
	Corey Syvret	1	4	0	1	1	0
	Hugh Bolton	1	5	0	1	1	2
	Chris Foy	1	5	0	1	1	2
	Kevin Beaton	1	6	0	1	1	0
	Grant Jennings	1	9	0	1	1	28
	Jody Robinson	1	9	0	1	1	8
	Todd Rohloff	1	12	0	1	1	4
	Rob Melanson	1	13	0	1	1	24
	Alexandre Boikov	1	13	0	1	1	15
	Josh Chapman	1	1	0	0	0	4
	Chris Mann	1	1	0	0	0	4
	Reg Krezanski	1	1	0	0	0	2
	John Annable	1	1	0	0	0	0
	Maury Edwards	1	1	0	0	0	0
	Brent Henley	1	1	0	0	0	0
	Chris Hynnes	1	1	0	0	0	0
	Justin Krall	1	1	0	0	0	0
	Ben Pederson	1	1	0	0	0	0
	Tim Ripley	1	1	0	0	0	0
	Ray Tremblay	1	1	0	0	0	0
	Mathieu Roy	1	1	0	0	0	0
	Jon Landry	1	1	0	0	0	0
	Steven Shamanski	1	1	0	0	0	0
	Joe Grimaldi	1	2	0	0	0	5
	John Longarini	1	2	0	0	0	2
	Dennis O'Brien	1	2	0	0	0	2
	John Van Boxmeer	1	2	0	0	0	2
	Cal Benazic	1	2	0	0	0	0
	Ray Dupont	1	2	0	0	0	0
	Doug Evans	1	2	0	0	0	0
	Gary Jacquith	2	2	0	0	0	0
	Doug MacIver	1	2	0	0	0	0
	Lou Marcon	1	2	0	0	0	0
	Grant McNeill	1	2	0	0	0	0
	Ken Mosdell	1	2	0	0	0	0
	Pat Stachniak	1	2	0	0	0	0
	Brycen Martin	1	2	0	0	0	0
	Scott Campbell	1	3	0	0	0	15
	David Kudelka	1	3	0	0	0	10
	Hal Willis	1	3	0	0	0	6
	Brad Williamson	1	3	0	0	0	6
	Kyle Hagel	1	3	0	0	0	5
	Mike Nicholishen	1	3	0	0	0	4
	Brian Blad	1	3	0	0	0	0
	J.C. Tremblay	1	3	0	0	0	0
	Victor Uchevatov	1	4	0	0	0	10
	Kord Cernich	1	4	0	0	0	2
	Michael Stewart	1	4	0	0	0	0
	Ed Hospodar	1	5	0	0	0	10
	Bob Shupe	1	5	0	0	0	4

307



HISTORY

AMERKS ALL-TIME DEFENSEMEN

ALL-TIME DEFENSEMEN

RANKING	DEFENSEMEN	SEASONS	GP	G	A	PTS	PIM
	Ryan Grimshaw	1	5	0	0	0	2
	Kelly Perrault	1	5	0	0	0	2
	Drew Paris	1	5	0	0	0	0
	Randy Irving	1	6	0	0	0	6
	Luka Vidmar	1	6	0	0	0	6
	Chad Wilchynski	1	6	0	0	0	2
	Carl Hudson	1	7	0	0	0	16
	Alexei Semenov	2	7	0	0	0	13
	Tom Reilly	1	7	0	0	0	2
	Sean Zimmerman	1	7	0	0	0	0
	Richie Hart	1	8	0	0	0	69
	Darren Wetherill	1	8	0	0	0	10
	Alex Lepkowski	1	8	0	0	0	0
	A.J. Thelen	1	9	0	0	0	6
	Greg Capson	1	10	0	0	0	29
	Nic Bilotto	1	10	0	0	0	10

Red Bold indicates played for the Amerks last season.





ALL-TIME GOALTENDERS

RANKING	GOALTENDERS	SEASONS	GP	MIN	GA	SO	GAA
1.	Jason Fitzsimmons	1	1	6	0	0	0.00
2.	Mark Guggenberger	1	1	65	1	0	0.92
3.	Gilles Boisvert	1	1	60	1	0	1.00
4.	Tom Barrasso	1	5	267	6	1	1.34
5.	Clint Malarchuk	1	2	120	3	1	1.50
6.	Len Perno	1	2	38	1	0	1.60
7.	Grant Fuhr	1	5	310	10	0	1.94
8.	Scott Luce	1	3	184	6	1	1.96
9.	Dwayne Roloson	1	2	120	4	0	2.00
10.	Ryan Miller	4	172	10,257	400	15	2.34
11.	Mika Noronen	5	167	9,896	388	15	2.35
12.	Martin Biron	4	103	6,020	237	13	2.36
13.	Mike Brodeur	1	38	2,127	87	2	2.45
14.	Steve Shields	4	80	6,202	256	2	2.48
15.	Peter Skudra	1	2	120	5	0	2.50
16.	Craig Anderson	1	34	2,060	88	1	2.56
17.	Tom Askey	5	120	7,004	300	6	2.57
18.	David Leggio	2	118	7,042	304	6	2.59
19.	Andrei Trefilov	2	8	438	19	0	2.60
20.	Nathan Lieuwen	4	80	4,409	201	5	2.73
	Kirk Daubenspeck	2	23	1,295	59	1	2.73
22.	Andrey Makarov	3	71	4,020	186	4	2.78
	Gary Smith	3	55	2,911	135	3	2.78
	Tom Draper	3	40	2,372	110	0	2.78
25.	Fredric Deschenes	1	38	1,898	90	2	2.85
26.	Matt Hackett	3	52	3,071	148	0	2.89
	Alexander Salak	1	48	2,557	123	1	2.89
28.	Jon Hillebrandt	1	3	102	5	0	2.94
29.	Gerry Cheevers	4	181	10,889	541	10	2.98
	Jacob Markstrom	1	37	2,174	108	1	2.98
31.	Alex Petizian	2	2	100	5	0	3.00
	Mark Bernard	1	1	20	1	0	3.00
	Rick Lemay	1	1	20	1	0	3.00
	Dave Dryden	1	1	60	2	0	3.00
35.	Ross Brooks	1	34	2,053	103	2	3.01
36.	Dave Littman	3	130	7,334	369	6	3.02
	Phil Osaer	1	1	60	3	0	3.02
38.	Bob Perreault	6	205	11,564	584	16	3.03
	Ryan Mior	1	7	416	21	0	3.03
40.	Ed Chadwick	2	138	8,280	420	6	3.04
41.	Lance Leslie	1	1	59	3	0	3.06
42.	Daren Puppa	4	105	5,755	299	3	3.12
43.	Tyler Plante	4	106	5,784	302	4	3.13
	Gerry McNeil	2	134	8,035	419	7	3.13
45.	John Bradley	1	6	248	13	1	3.14
	Travis Fullerton	1	1	57	3	0	3.14
47.	Dave Reece	2	74	4,373	232	2	3.18
48.	Jean-Marc Pelletier	2	43	2,442	130	0	3.19
	Drew MacIntyre	1	23	1,375	725	1	3.19
50.	Charlie Hodge	2	45	2,700	144	2	3.20
51.	Michael Leighton	1	40	2,316	124	2	3.21
52.	Adam Berkhoel	1	6	316	17	0	3.22
53.	Adam Dennis	2	81	4,669	253	4	3.25
	George Gardner	1	4	240	13	0	3.25
55.	Don Simmons	2	60	3,603	196	1	3.26
56.	Jacques Cloutier	7	187	10,945	603	3	3.31
57.	Ken Broderick	2	45	2,721	151	2	3.33
58.	Darcy Wakaluk	5	181	9,332	523	7	3.36



**ALL-TIME GOALTENDERS**

RANKING	GOALTENDERS	SEASONS	GP	MIN	GA	SO	GAA
	Robin Lehner	1	3	178	10	0	3.36
59.	Carl Wetzel	1	10	495	28	1	3.39
60.	Linus Ullmark	1	28	1,581	90	0	3.41
61.	Mike Bales	1	39	2,230	127	0	3.42
	Les Kuntar	1	21	1,052	60	0	3.42
63.	Jim Pettie	3	84	4,816	277	4	3.45
	Bob Sneddon	2	65	3,740	215	1	3.45
	Al Smith	1	34	1,979	114	2	3.45
66.	Kenton Rein	1	15	676	39	2	3.46
	Cleon Daskalaskis	1	8	382	22	0	3.46
68.	Eric Raymond	1	29	1,593	92	0	3.47
69.	David Shantz	3	28	1,590	92	1	3.48
70.	Ivan Wamsley	1	2	120	7	0	3.50
71.	Lynn Zimmerman	6	195	10,588	621	5	3.52
72.	Robb Stauber	1	16	833	49	0	3.53
	Jim Bedard	1	6	340	20	0	3.53
74.	Mike Curran	1	9	390	23	1	3.54
75.	Connor Knapp	2	10	591	35	0	3.55
76.	Duane Derksen	1	6	235	14	0	3.57
77.	Phil Myre	2	76	4,346	260	3	3.59
	Tim Bernhardt	1	29	1,588	95	0	3.59
79.	Brian Ford	2	38	2,151	129	2	3.60
80.	Randy Ireland	1	29	1,562	94	0	3.61
81.	Bill Horn	2	31	1,698	103	0	3.63
82.	Markus Ketterer	2	79	4,339	264	2	3.65
	Darren Eliot	1	23	969	59	0	3.65
84.	John Blue	1	14	672	41	0	3.66
85.	Gaye Cooley	1	24	1,275	78	0	3.67
86.	Olaf Kolzig	1	48	2,738	168	0	3.68
87.	Dave Parro	2	82	4,743	294	2	3.72
88.	Serge Aubry	2	88	4,602	286	2	3.73
89.	Rick Knickle	2	35	1,898	119	1	3.76
90.	Francois Gravel	1	3	159	10	0	3.77
91.	George Wood	1	18	1,012	64	0	3.79
92.	Vince Tremblay	1	33	1,816	115	0	3.80
93.	Marc Cheverie	1	15	675	44	0	3.91
94.	John Tanner	1	10	579	38	0	3.94
95.	Ed Babiuk	2	13	540	36	0	4.00
	Pete Richards	1	7	270	18	0	4.00
	Tommy Soderstrom	1	2	120	8	0	4.00
98.	Gerry McNamara	3	35	2,102	141	1	4.02
	Rich Parent	1	2	90	6	0	4.02
100.	Ed Walsh	1	50	2,889	196	0	4.07
	Anthony Peters	1	7	397	27	0	4.07
102.	Mike Craig	3	99	5,194	353	0	4.08
	Bob Whidden	1	59	3,248	221	0	4.08
104.	Chris Beckford-Tseu	2	28	1,408	96	0	4.09
105.	Mike Parson	1	3	176	12	0	4.10
106.	Bill Pye	3	53	2,737	192	0	4.21
107.	Claude Hardy	1	11	494	35	0	4.25
108.	Gary Carr	3	48	2,702	192	1	4.26
109.	Gary Bauman	1	3	140	10	0	4.29
110.	Paul Harrison	1	29	1,535	110	0	4.30
111.	Jari Paavola	2	28	1,501	110	0	4.40
112.	Pat Nagle	1	2	119	9	0	4.53
113.	Ed Dyck	1	10	554	43	1	4.66
114.	Andrei Mezin	1	7	386	31	0	4.82
115.	Bruce Gamble	1	5	300	25	0	5.00



HISTORY

AMERKS ALL-TIME GOALTENDERS

ALL-TIME GOALTENDERS

RANKING	GOALTENDERS	SEASONS	GP	MIN	GA	SO	GAA
	Jerry Fluery	1	2	120	10	0	5.00
117.	Danny Lorenz	1	4	168	15	0	5.36
118.	Al Millar	1	11	577	52	0	5.41
119.	Bob McNamara	3	25	1,066	99	0	5.57
120.	Jody Lehman	1	1	20	2	0	6.00
	Sam Marotta	1	1	20	2	0	6.00
122.	Mike Parker	1	2	80	10	0	7.50
	Greg Menges	1	2	40	5	0	7.50
124.	Pat Flaherty	1	2	27	4	0	9.00

Red Bold indicates played for the Amerks last season.





HISTORY

AMERKS ALL-TIME OFFENSIVE GOALIE STATS



ALL-TIME GOALTENDERS

GOALTENDERS	GP	G	A	PTS	PIM
Darcy Wakaluk # **\$	181	1	16	17	134
Dave Littman *	130	0	14	14	14
Jacques Cloutier	187	0	8	8	37
Steve Shields	80	0	6	6	86
Mika Noronen	167	0	6	6	50
Bob Sneddon	66	0	5	5	6
Jim Pettie	84	0	5	5	81
Lynn Zimmerman	195	0	5	5	121
Martin Biron	103	0	4	4	42
Daren Puppa	105	0	4	4	20
Bobby Perreault	205	0	4	4	29
Robb Stauber***	16	1	2	3	6
Ken Broderick	45	0	3	3	0
Alexander Salak	46	0	3	3	14
Olaf Kolzig	48	0	3	3	6
Dave Reece	74	0	3	3	14
Phil Myre	76	0	3	3	18
Dave Parro	82	0	3	3	10
Mike Craig	99	0	3	3	18
Tom Askey	120	0	3	3	30
Ed Dyck	10	0	2	2	9
Randy Ireland	29	0	2	2	38
Tim Bernhardt	29	0	2	2	0
Brian Ford	38	0	2	2	0
Ed Walsh	50	0	2	2	8
Bill Pye	53	0	2	2	20
Bob Whidden	59	0	2	2	14
Andrey Makarov	71	0	2	2	6
Markus Ketterer	79	0	2	2	2
Nathan Lieuwen	80	0	2	2	6
Tyler Plante	105	0	2	2	47
David Leggio	118	0	2	2	12
Gerry Cheevers	181	0	2	2	34
Andrei Mezin	7	0	1	1	0
Connor Knapp	10	0	1	1	0
John Blue	14	0	1	1	4
Kenton Rein	15	0	1	1	34
Darren Eliot	23	0	1	1	4
Kirk Daubenspeck	23	0	1	1	2
Jari Paavola	28	0	1	1	4
Chris Beckford-Tseu	28	0	1	1	0
Tom Askey	29	0	1	1	4
Vince Tremblay	33	0	1	1	6
Ross Brooks	34	0	1	1	4
Rick Knickle	35	0	1	1	0
Jacob Markstrom	37	0	1	1	10
Michael Leighton	40	0	1	1	23
Tom Draper	40	0	1	1	4
Gary Carr	48	0	1	1	42
Matt Hackett	52	0	1	1	22
Gary Smith	55	0	1	1	6
Adam Dennis	81	0	1	1	20
Serge Aubry	88	0	1	1	20
Ryan Miller	172	0	1	1	20
Mark Bernard	1	0	0	0	0
Gil Boisvert	1	0	0	0	0
Dave Dryden	1	0	0	0	0
Rick Lemay	1	0	0	0	0





ALL-TIME GOALTENDERS

GOALTENDERS

	GP	G	A	PTS	PIM
Jason Fitzsimmons	1	0	0	0	0
Travis Fullerton	1	0	0	0	0
Mark Guggenberger	1	0	0	0	0
Jody Lehman	1	0	0	0	0
Lance Leslie	1	0	0	0	0
Sam Marotta	1	0	0	0	0
Phil Osaer	1	0	0	0	0
Clint Malarchuk	2	0	0	0	2
Pat Flaherty	2	0	0	0	0
Jerry Fleury	2	0	0	0	0
Greg Menges	2	0	0	0	0
Pat Nagle	2	0	0	0	0
Rich Parent	2	0	0	0	0
Mike Parker	2	0	0	0	0
Len Perno	2	0	0	0	0
Dwayne Roloson	2	0	0	0	0
Peter Skudra	2	0	0	0	0
Tommy Sodorstrom	2	0	0	0	0
Ivan Wamsley	2	0	0	0	0
Francois Gravel	3	0	0	0	2
Jon Hillebrandt	3	0	0	0	0
Mike Parson	3	0	0	0	0
Garry Baumann	3	0	0	0	0
Robin Lehner	3	0	0	0	0
Scott Luce	3	0	0	0	0
George Gardner	4	0	0	0	0
Danny Lorenz	4	0	0	0	0
Tom Barasso	5	0	0	0	2
Bruce Gamble	5	0	0	0	0
Grant Fuhr	5	0	0	0	0
Jim Bedard	6	0	0	0	4
John Bradley	6	0	0	0	2
Adam Berkhoel	6	0	0	0	0
Duane Derksen	6	0	0	0	0
Anthony Peters	7	0	0	0	0
Pete Richards	7	0	0	0	0
Cleon Daskalakis	8	0	0	0	6
Andrei Trefilov	8	0	0	0	0
Mike Curran	9	0	0	0	4
John Tanner	10	0	0	0	17
Carl Wetzel	10	0	0	0	0
Claude Hardy	11	0	0	0	0
Al Millar	11	0	0	0	0
Ed Babiuk	13	0	0	0	0
George Wood	18	0	0	0	13
Les Kuntar	21	0	0	0	10
Drew MacIntyre	23	0	0	0	0
Gaye Cooley	24	0	0	0	24
Bob McNamara	25	0	0	0	0
David Shantz	28	0	0	0	2
Linus Ullmark	28	0	0	0	0
Paul Harrison	29	0	0	0	14
Eric Raymond	29	0	0	0	6
Bill Horn	31	0	0	0	0
Al Smith	34	0	0	0	5
Craig Anderson	34	0	0	0	0
Gerry McNamara	35	0	0	0	17
Frederic Deschenes	38	0	0	0	0





ALL-TIME GOALTENDERS

GOALTENDERS

	GP	G	A	PTS	PIM
Jean-Marc Pelletier	43	0	0	0	4
Charlie Hodge	45	0	0	0	0
Don Simmons	60	0	0	0	14
Gerry McNeil	134	0	0	0	12
Ed Chadwick	138	0	0	0	2

Red Bold indicates played for the Amerks last season.

Set a single season record for points (1+6=7, 1987-88)

\$ Scored goal at Utica

* Set a single season record for assists (6) and points (7)

***Scored goal at 18:22 of 3rd period, 10/9/95 @ PEI



**AMERKS ALL-TIME GOALTENDERS**

GOALTENDERS	YEAR	GP	MIN	GA	SO	SAVES	GAA	SV PCT	W-L-T
Anderson	06-07	34	2,060	88	1	999	2.56	.762	23-10-1
Askey	00-01	29	1,671	71	1	680	2.55	.905	15-8-4
Askey	01-02	34	2,048	86	3	786	2.52	.901	16-15-3
Askey	02-03	16	895	49	0	401	3.28	.891	3-8-4
Askey	03-04	21	1,272	48	1	545	2.26	.919	10-8-3
Askey	04-05	20	1,118	46	1	513	2.47	.918	10-6-2
Totals		120	7,004	300	6	2,925	2.57	.907	54-45-16
Aubry	70-71	51	2,787	149	2	--	3.20	--	18-22-7
Aubry	71-72	37	1,815	137	0	--	4.53	--	9-18-3
Totals		88	4,602	286	2	--	3.73	--	27-40-10
Babiuk	59-60	1	60	2	0	--	2.00	--	1-0-0
Babiuk	62-63	4	--	--	--	--	--	--	0-2-1
Babiuk	63-64	8	480	34	0	--	4.25	--	3-5-0
Totals		13	540	36	0	--	4.00	--	4-7-1
Bales	97-98	39	2,229	127	0	1,060	3.42	.890	13-19-5
Barrasso	84-85	5	267	6	1	88	1.34	.936	3-1-1
Bauman	67-68	3	140	10	0	--	4.29	--	1-1-0
Beckford-Tseu	08-09	22	1,112	73	0	478	3.94	.868	3-14-1
Beckford-Tseu	09-10	6	296	23	0	152	4.66	.869	0-4-0
Totals		28	1,408	96	0	630	4.09	.868	3-18-1
Bedard	79-80	6	340	20	0	--	3.53	--	2-4-0
Berkhoel	06-07	6	316	17	0	169	3.22	.899	2-3-0
Bernard	92-93	1	20	1	0	15	3.00	.938	0-0-0
Bernhardt	81-82	29	1,588	95	0	--	3.59	--	15-10-2
Biron	97-98	41	2,307	113	5	1,107	2.94	.910	14-18-6
Biron	98-99	52	3,130	108	6	1,424	2.07	.930	36-13-3
Biron	99-00	6	344	12	1	146	2.09	.924	6-0-0
Biron	00-01	4	239	4	1	84	1.00	.955	3-1-0
Totals		103	6,020	237	13	2,761	2.36	.921	59-32-9
Blue	95-96	14	672	41	0	295	3.66	.878	4-6-1
Boisvert	56-57	1	60	1	0	--	1.00	--	1-0-0
Bradley	91-92	6	248	13	1	85	3.14	.867	2-2-1
Broderick	74-75	3	180	15	0	--	5.00	--	1-2-0
Broderick	75-76	42	2,542	136	2	--	3.21	--	22-13-7
Totals		45	2,722	151	2	--	3.33	--	23-15-7
Brodeur	08-09	38	2,127	87	2	1,008	2.45	.921	18-13-4
Brooks	75-76	34	2,053	103	2	--	3.01	--	20-12-2
Carr	76-77	1	60	3	0	--	3.00	--	1-0-0
Carr	77-78	5	297	17	0	--	3.43	--	2-3-0
Carr	78-79	42	2,345	172	1	--	4.40	--	14-20-5
Totals		48	2,702	192	1	--	4.26	--	17-23-5
Chadwick	59-60	67	4,015	184	4	--	2.75	--	39-24-4
Chadwick	60-61	71	4,265	236	2	--	3.32	--	32-35-4
Totals		138	8,280	420	6	--	3.04	--	71-59-8
Cheevers	61-62	19	1,440	66	1	--	3.32	--	9-9-1
Cheevers	62-63	19	1,139	75	1	--	3.95	--	7-9-3
Cheevers	63-64	66	3,951	187	3	--	2.84	--	37-25-2
Cheevers	64-65	72	4,359	195	5	--	2.68	--	48-21-3
Totals		176	10,889	523	10	--	2.98	--	101-64-9
Cheverie	10-11	15	675	44	0	350	3.91	.888	2-7-1
Cloutier	80-81	61	3,481	210	1	--	3.62	--	27-27-6
Cloutier	81-82	23	1,822	64	0	--	2.81	--	14-7-2
Cloutier	82-83	13	633	42	0	--	3.98	--	7-3-1
Cloutier	83-84	51	2,843	172	1	--	3.63	--	26-22-1
Cloutier	84-85	14	804	36	0	363	2.68	.910	10-2-1
Cloutier	85-86	14	835	38	1	424	2.73	.918	10-2-2
Cloutier	88-89	11	527	41	0	222	4.67	.847	2-7-0
Totals		187	10,945	603	3	1,009	3.31	--	96-70-13



HISTORY

AMERKS ALL-TIME GOALTENDERS STATS



AMERKS ALL-TIME GOALTENDERS

Cooley	72-73	24	1,275	78	0	--	3.67	--	9-8-3
Craig	84-85	29	1,430	88	0	644	3.69	.880	11-7-3
Craig	85-86	47	2,573	183	0	1,385	4.27	.883	16-21-5
Craig	86-87	23	1,191	82	0	524	4.13	.864	6-10-4
Totals		99	5,194	353	0	2,553	4.08	--	33-38-12
Curran	76-77	9	390	23	1	--	3.54	--	1-4-1
Daskalakis	87-88	8	382	22	0	183	3.46	.893	4-3-0
Daubenspeck	99-00	22	1,235	53	1	553	2.58	.913	7-10-4
Daubenspeck	00-01	1	60	6	0	20	6.00	.769	0-1-0
Totals		23	1,295	59	1	573	2.73	.907	7-11-4
Dennis	06-07	35	2,068	115	1	969	3.34	.894	18-17-0
Dennis	07-08	46	2,601	138	3	1,199	3.18	.897	17-26-2
Totals		81	4,669	253	4	2,168	3.25	.895	35-43-2
Derksen	93-94	6	235	14	0	115	3.57	.891	2-1-1
Deschenes	96-97	38	1,898	90	2	863	2.85	.906	15-13-3
Draper	91-92	9	531	28	0	214	3.16	.884	4-3-2
Draper	92-93	5	273	22	0	140	4.83	.864	3-2-0
Draper	98-99	26	1,568	60	0	728	2.30	.924	14-9-3
Totals		40	2,372	110	0	1,082	2.78	.908	21-14-5
Dryden	61-62	1	60	2	0	--	3.00	--	0-0-1
Dyck	71-72	10	554	43	1	--	4.66	--	4-4-2
Eliot	88-89	23	969	59	0	397	3.65	.871	8-6-2
Fitzsimmons	97-98	1	6	0	0	4	0.00	1.000	0-0-0
Flaherty	72-73	2	27	4	0	--	9.00	--	0-0-0
Fleury	57-58	2	120	10	0	--	5.00	--	0-2-0
Ford	88-89	19	1,075	60	2	451	3.35	.883	12-4-1
Ford	89-90	19	1,076	69	0	441	3.85	.865	7-6-4
Totals		38	2,151	129	2	892	3.60	.873	19-10-5
Fuhr	93-94	5	310	10	0	143	1.94	.935	3-0-2
Fullerton	14-15	1	57	3	0	31	3.14	.912	0-1-0
Gamble	66-67	5	300	25	0	--	5.00	--	3-2-0
Gardner	70-71	4	240	13	0	--	3.25	--	0-1-3
Gravel	90-91	3	159	10	0	88	3.77	.898	1-2-0
Guggenberger	13-14	1	65	1	0	41	0.92	.976	0-0-1
Hackett	12-13	3	185	5	0	105	1.62	.955	3-0-0
Hackett	13-14	33	1,952	100	0	880	3.07	.898	13-17-2
Hackett	14-15	16	934	43	0	403	2.76	.904	8-5-3
Totals		52	3,071	148	0	1,468	2.89	.899	24-23-3
Hardy	69-70	11	494	35	0	--	4.25	--	1-4-2
Harrison	82-83	29	1,535	110	0	--	4.30	--	11-11-3
Hillebrandt	97-98	3	101	5	0	39	2.94	.890	2-0-0
Hodge	56-57	41	2,460	132	2	--	3.22	--	17-18-5
Hodge	58-59	4	240	12	0	--	3.00	--	2-2-0
Totals		45	2,700	144	2	--	3.20	--	19-20-5
Horn	92-93	6	304	22	0	145	4.34	.868	3-1-1
Horn	93-94	25	1,394	81	0	559	3.49	.873	9-9-5
Totals		31	1,698	103	0	704	3.63	.872	12-10-6
Ireland	79-80	29	1,562	94	0	--	3.61	--	9-10-5
Ketterer	93-94	32	1,775	110	1	773	3.72	.875	9-15-5
Ketterer	94-95	47	2,564	154	1	1,193	3.60	.886	19-20-3
Totals		79	4,339	264	2	1,966	3.65	.881	28-35-8
Knapp	12-13	7	413	23	0	191	3.34	.893	1-6-0
Knapp	13-14	3	178	12	0	85	4.04	.876	0-3-0
Totals		10	591	35	0	276	3.55	.887	1-9-0
Knickle	81-82	31	1,756	108	1	--	3.69	--	10-12-5
Knickle	82-83	4	142	11	0	--	4.64	--	0-3-0
Totals		35	1,898	119	1	--	3.76	--	10-15-5
Kolzig	92-93	48	2,738	168	0	1,253	3.68	.882	25-16-4
Kuntar	96-97	21	1,052	60	0	475	3.42	.888	6-9-3





HISTORY

AMERKS ALL-TIME GOALTENDERS STATS



AMERKS ALL-TIME GOALTENDERS

Leggio	11-12	54	3,243	142	2	1,579	2.63	.917	28-24-2
Leggio	12-13	64	3,799	162	4	1,957	2.56	.924	38-24-9
	Totals	118	7,042	304	6	3,536	2.59	.921	66-48-11
Lehman	01-02	1	20	2	0	8	6.00	.800	0-0-0
Lehner	15-16	3	178	10	0	79	3.36	.888	1-2-0
Leighton	05-06	40	2,316	124	2	978	3.21	.887	15-22-1
Lemay	75-76	1	20	1	0	--	3.00	--	0-0-0
Leslie	01-02	1	59	3	0	25	3.06	.893	0-1-0
Lieuwen	12-13	4	204	9	1	102	2.65	.919	1-2-0
Lieuwen	13-14	32	1,796	70	2	830	2.34	.922	17-11-2
Lieuwen	14-15	16	820	45	0	340	3.29	.883	4-9-0
Lieuwen	15-16	28	1,589	77	2	765	2.91	.909	14-11-2
	Totals	80	4,409	201	5	2,037	2.73	.910	36-33-4
Littman	89-90	14	681	37	0	270	3.26	.879	5-6-1
Littman	90-91	56	3,155	160	3	1,201	3.04	.882	33-13-5
Littman	91-92	60	3,498	172	3	1,557	2.95	.901	28-20-9
	Totals	130	7,334	369	6	3,028	3.02	.891	66-39-15
Lorenz	99-00	4	168	15	0	82	5.36	.845	0-2-1
Luce	90-91	3	184	6	1	91	1.96	.938	1-1-1
MacIntyre	11-12	23	1,375	73	1	652	3.19	.899	8-12-2
Makarov	13-14	10	601	22	0	280	2.20	.927	7-3-0
Makarov	14-15	39	2,209	107	3	1,014	2.91	.905	16-18-3
Makarov	15-16	22	1,210	57	1	619	2.82	.916	9-9-2
	Totals	71	4,020	186	4	1,913	2.78	.911	32-30-5
Malarchuk	91-92	2	120	3	1	54	1.50	.947	2-0-0
Markstrom	10-11	37	2,174	108	1	1,051	2.98	.907	16-20-1
Marotta	14-15	1	20	2	0	9	6.00	.818	0-0-0
McNamara, B	83-84	5	171	15	0	--	5.26	--	1-1-0
McNamara, B	84-85	12	561	53	0	254	5.87	.827	3-7-0
McNamara, B	85-86	8	334	31	0	131	5.56	.809	0-5-0
	Totals	25	1,066	99	0	385	5.57	--	4-13-0
McNamara, G	59-60	2	120	13	0	--	6.50	--	0-2-0
McNamara, G	60-61	1	60	5	0	--	5.00	--	0-1-0
McNamara, G	62-63	32	1,922	123	1	--	3.84	--	9-19-3
	Totals	35	2,102	141	1	--	3.37	--	9-22-3
McNeil	57-58	68	4,077	229	5	--	3.37	--	29-33-6
McNeil	58-59	66	3,958	190	2	--	2.88	--	32-29-5
	Totals	134	8,035	419	7	--	3.13	--	61-62-11
Menges	92-93	2	40	5	0	14	7.50	.737	0-0-0
Mezin	96-97	7	386	31	0	166	4.82	.843	3-3-1
Millar	69-70	11	577	52	0	--	5.41	--	0-6-3
Miller	02-03	47	2,817	110	2	1,266	2.34	.920	23-18-5
Miller	03-04	60	3,579	132	5	1,628	2.21	.925	27-25-7
Miller	04-05	63	3,741	153	8	1,814	2.45	.922	41-17-4
Miller	05-06	2	120	5	0	40	2.50	.889	1-1-0
	Totals	172	10,257	400	15	4,748	2.34	.922	92-61-16
Mior	09-10	7	416	21	0	206	3.03	.907	3-4-0
Myre	82-83	43	2,543	156	0	--	3.68	--	28-8-5
Myre	83-84	33	1,803	104	3	--	3.46	--	19-9-1
	Totals	76	4,346	260	3	--	3.59	--	47-17-6
Nagle	14-15	2	119	9	0	79	4.53	.886	0-2-0
Noronen	99-00	54	3,089	112	6	1,296	2.18	.920	33-13-4
Noronen	00-01	47	2,753	100	4	1,043	2.18	.913	26-15-5
Noronen	01-02	45	2,764	115	3	1,102	2.50	.906	16-17-12
Noronen	02-03	19	1,169	55	2	513	2.82	.903	5-9-5
Noronen	05-06	2	121	6	0	53	2.99	.898	0-2-0
	Totals	167	9,896	388	15	4,007	2.35	.912	80-56-26
Osaer	05-06	1	60	3	0	33	3.02	.917	0-1-0
Paavola	80-81	25	1,361	98	0	--	4.32	--	3-15-2





AMERKS ALL-TIME GOALTENDERS

Paavola	81-82	3	140	12	0	--	5.16	--	1-2-0
	Totals	28	1,501	110	0	--	4.40	--	4-17-2
Parent	95-96	2	90	6	0	42	4.02	.875	0-1-0
Parker	79-80	2	80	10	0	--	7.50	--	0-1-0
Parro	77-78	46	2,696	164	0	--	3.65	--	25-16-3
Parro	78-79	36	2,047	130	2	--	3.81	--	12-15-6
	Totals	82	4,743	294	2	--	3.72	--	37-31-9
Parson	93-94	3	176	12	0	61	4.10	.836	1-2-0
Pelletier	05-06	39	2,198	120	0	1,003	3.28	.893	21-15-1
Pelletier	06-07	4	244	10	0	120	2.46	.917	4-0-0
	Totals	43	2,442	130	0	1,123	3.19	.887	25-15-1
Perno	96-97	2	38	1	0	7	1.60	.875	0-0-0
Perreault	56-57	24	1,440	66	3	--	2.75	--	16-7-0
Perreault	62-63	10	600	27	0	--	2.70	--	4-4-2
Perreault	65-66	41	2,361	121	3	--	3.07	--	26-12-1
Perreault	66-67	54	3,149	158	4	--	3.01	--	28-19-5
Perreault	67-68	57	3,101	149	6	--	2.88	--	29-16-7
Perreault	68-69	19	913	63	0	--	4.14	--	5-9-2
	Totals	205	11,564	584	16	--	3.03	--	108-67-17
Peters	14-15	7	397	27	0	210	4.07	.886	1-6-0
Petizian	09-10	1	60	4	0	26	4.02	.867	0-1-0
Petizian	10-11	1	40	1	0	12	1.51	.923	0-0-1
	Totals	2	100	5	0	38	3.00	.884	0-1-1
Pettie	76-77	43	2,464	131	2	--	3.19	--	25-15-1
Pettie	77-78	32	1,899	107	2	--	3.38	--	16-12-4
Pettie	78-79	9	453	39	0	--	5.17	--	0-7-1
	Totals	84	4,816	277	4	--	3.45	--	41-34-6
Plante	07-08	25	1,451	86	0	665	3.56	.885	6-16-1
Plante	08-09	19	904	49	0	452	3.25	.902	5-10-1
Plante	09-10	27	1,487	66	3	701	2.66	.914	12-12-1
Plante	10-11	35	1,942	101	1	1,003	3.12	.909	13-17-2
	Totals	106	5,784	302	4	2,821	3.13	.903	36-55-5
Puppa	85-86	20	1,092	79	0	540	4.34	.872	8-11-0
Puppa	86-87	57	3,129	146	1	1,319	2.80	.900	33-14-6
Puppa	87-88	26	1,415	65	2	624	2.76	.906	14-8-2
Puppa	91-92	2	119	9	0	44	4.54	.830	0-2-0
	Totals	105	5,755	299	3	2,527	3.12	.894	55-35-8
Pye	91-92	8	331	15	0	125	2.72	.893	1-4-0
Pye	92-93	26	1,426	107	0	686	4.50	.865	9-14-2
Pye	93-94	19	980	70	0	462	4.29	.868	7-7-2
	Totals	53	2,737	192	0	1,273	4.21	.869	17-25-4
Raymond	94-95	29	1,593	92	0	751	3.47	.891	13-10-4
Reece	74-75	42	2,486	121	1	--	2.92	--	19-16-7
Reece	76-77	32	1,887	111	1	--	3.53	--	15-14-3
	Totals	74	4,373	232	2	--	3.18	--	34-30-10
Rein	88-89	15	676	39	2	289	3.46	.881	5-6-2
Richards	87-88	7	270	18	0	106	4.00	.855	1-1-2
Salak	09-10	48	2,557	123	1	1,245	2.89	.910	29-14-0
Shantz	06-07	2	120	9	0	66	4.50	.880	1-1-0
Shantz	07-08	14	780	53	0	334	4.13	.863	1-10-1
Shantz	08-09	12	690	30	1	359	2.61	.923	3-6-2
	Totals	28	1,590	92	1	759	3.48	.892	5-17-3
Shields	94-95	13	674	53	0	258	4.72	.830	3-8-0
Shields	95-96	43	2,356	140	1	1,148	3.56	.891	20-17-2
Shields	96-97	23	1,331	60	1	634	2.70	.914	14-6-2
Shields	97-98	1	59	3	0	23	3.05	.809	0-1-0
	Totals	80	4,420	256	2	2,063	3.47	.890	37-32-4
Simmons	61-62	51	3,063	166	0	--	3.30	--	24-22-4
Simmons	62-63	9	540	27	1	--	3.00	--	4-5-0





HISTORY

AMERKS ALL-TIME GOALTENDERS STATS



AMERKS ALL-TIME GOALTENDERS

Totals	60	3,603	193	1	--	3.21	--	28-27-4	
Skudra	00-01	2	120	5	0	53	2.50	.914	2-0-0
Smith, Al	68-69	34	1,979	114	2	--	3.45	--	14-14-5
Smith, Gary	64-65	1	2	0	0	--	0.00	--	0-0-0
Smith, Gary	65-66	37	2,038	97	2	--	2.86	--	20-9-4
Smith, Gary	66-67	17	871	38	1	--	2.61	--	7-4-4
Totals	55	2,911	135	3	--	2.78	--	27-13-	
Sneddon	73-74	31	1,810	114	1	--	3.78	--	15-9-6
Sneddon	74-75	34	1,930	101	0	--	3.14	--	22-7-2
Totals	65	3,740	215	1	--	3.45	--	37-16-8	
Soderstrom	96-97	2	120	8	0	49	4.00	.860	2-0-0
Stauber	95-96	16	833	49	0	421	3.53	.896	6-7-1
Tanner	95-96	10	579	38	0	253	3.94	.869	3-6-1
Trefilov	95-96	5	299	13	0	125	2.61	.906	4-1-0
Trefilov	97-98	3	138	6	0	73	2.59	.910	1-0-1
Totals	8	437	19	0	198	2.60	.910	5-1-1	
Tremblay	84-85	33	1,816	115	0	755	3.80	.868	13-10-8
Ullmark	15-15	28	1,589	90	0	831	3.41	.902	10-16-0
Wakaluk	86-87	11	546	26	0	262	2.86	.910	2-2-3
Wakaluk	87-88	55	2,763	159	0	1,178	3.45	.881	27-15-3
Wakaluk	88-89	33	1,566	97	1	645	3.72	.869	11-14-0
Wakaluk	89-90	56	3,095	173	2	1,307	3.35	.883	31-16-4
Wakaluk	90-91	26	1,362	68	4	615	2.99	.900	10-10-3
Totals	181	9,332	523	7	4,007	3.36	.884	81-57-13	
Walsh	79-80	50	2,889	196	0	--	4.07	--	17-27-5
Wamsley	59-60	2	120	7	0	--	3.50	--	0-1-1
Wetzel	67-68	10	495	28	1	--	3.39	--	4-2-2
Whidden	69-70	59	3,248	221	0	--	4.08	--	17-28-11
Wood	68-69	18	1,012	64	0	--	3.79	--	5-10-1
Zimmerman	67-68	13	584	40	1	--	4.19	--	4-6-0
Zimmerman	68-69	11	533	48	0	--	5.40	--	1-5-3
Zimmerman	70-71	25	1,288	81	0	--	3.77	--	7-13-1
Zimmerman	71-72	42	2,177	127	1	--	3.50	--	15-16-5
Zimmerman	72-73	58	3,254	192	2	--	3.54	--	24-23-9
Zimmerman	73-74	46	2,752	133	1	--	2.90	--	27-12-7
Totals	195	10,588	621	5	--	3.52	--	78-75-25	

*Gerry Cheevers' minutes played in 1961-62 may include five games played with Pittsburgh.





GAMES PLAYED

Player	Record
1. Willie Marshall	1,205
2. Fred Glover	1,201
3. Bryan Helmer	1,117
4. Harry Pidhirny	1,071
5. Mike Nykoluk	1,069
6. Jody Gage	1,038
7. Rob Murray	1,018
8. Bill Needham	981
9. Ken Gernander	973
10. Jim Bartlett	955

GOALS

Player	Record
1. Willie Marshall	523
2. Fred Glover	520
3. Jody Gage	504
4. Dick Gamble	468
5. Jimmy Anderson	426
6. Harry Pidhirny	376
7. Alexandre Giroux	368
8. Mitch Lamoureux	364
9. Jim Bartlett	360
10. Tim Tookey	353

ASSITS

Player	Record
1. Willie Marshall	852
2. Fred Glover	814
3. Mike Nykoluk	686
4. Tim Tookey	621
5. Keith Aucoin	581
6. Art Stratton	555
7. Jody Gage	544
8. Peter White	533
9. Bill Sweeney	510
10. Darren Haydar	496

PENALTY MINUTES

Player	Record
1. Dennis Bonvie	4,290
2. Rob Murray	2,940
3. Peter Vandermeer	2,772
4. Francis Lessard	2,682
5. Shawn Thornton	2,478
6. Fred Glover	2,402
7. Brent Thompson	2,084
8. Serge Roberge	1,974
9. Greg Smyth	1,970
10. Rocky Thompson	1,919

WINS

Player	Record
1. Johnny Bower	359
2. Marcel Paille	349
3. Gil Mayer	*346
4. Harvey Bennett	260
5. Frederic Cassivi	232
6. Bob Perreault	*229
7. Gord Henry	226x
8. Red Almas	218
9. Nick Damore	211
10. Neil Little	203

POINTS

Player	Record
1. Willie Marshall	1,375
2. Fred Glover	1,334
3. Jody Gage	1,048
4. Tim Tookey	974
5. Dick Gamble	892
6. Mike Nykoluk	881
7. Keith Aucoin	857
8. Harry Pidhirny	829
9. Jimmy Anderson	821
10. Mitch Lamoureux	816

Red Bold indicates former Amerk players

*Does not include totals from 1958-59 (Hershey)





CLASS OF 1986

AL ARBOUR
Defenseman, 1962-67

NORMAN "RED" ARMSTRONG
Right Wing, 1962-71

JOE CROZIER
Coach, 1963-68; 1983-84
General Manager, 1964-68

DICK GAMBLE
Left Wing, 1961-70
General Manager, 1968-71

BRONCO HORVATH
Center, 1956-57; 1962-69

BOBBY PERREAULT
Goaltender, 1956-57; 1962-63; 1965-66

DARRYL SLY
Defenseman, 1960-68; 1970-71; 1972-1974

HANS TANNER
Reporter/Historian, 1956-77

CLASS OF 1987

GERRY CHEEVERS
Goaltender, 1961-65

DON CHERRY
Player, 1963-69; 1971-72
Coach, 1972-74
General Manager, 1972-74

GERRY EHMAN
Right Wing, 1960-67

CLASS OF 1988

ROBERT W. CLARKE
Franchise Organizer

JOHN DEN HAMER
Director of Operations, 1972-79

LES DUFF
Left Wing, 1963-70

STAN SMRKE
Left Wing, 1957-58; 1959-67

CLASS OF 1989

GORDIE CLARK
Right Wing, 1974-78

DOUG GIBSON
Center, 1974-77

CLASS OF 1990

BARRY MERRELL
Center, 1972-77

CLASS OF 1991

DUANE RUPP
Defenseman, 1963-67; 1975-77
Coach, 1976-79

GEORGE BERGANTZ
General Manager, 1979-88

CLASS OF 1992

RON GARWASIUK
Left Wing, 1974-80

CLASS OF 1993

GEORDIE ROBERTSON
Center, 1979-85; 1988-89

STEVE KRAFTCHECK
Defenseman, 1958-62
Coach, 1958-61

AL DEETH
Press Box Statistician, 1960-72
Official Scorer, 1972-83

CLASS OF 1994

MIKE KEENAN
Coach, 1980-83

CLASS OF 1996

JIM PAPPIN
Right Wing, 1960-68

BILL GIVENS
Broadcaster, 1964-72

CLASS OF 1998

JIM HOFFORD
Defenseman, 1984-90

SAM TOTH
Contributor

CLASS OF 1999

JODY GAGE
Right Wing, 1985-96
General Manager, 1996-2009

CLASS OF 2000

JACQUES CLOUTIER
Goaltender, 1980-86; 1988-89

MAL DAVIS
Right Wing, 1981-86

JOHN VAN BOXMEER
Coach, 1984-90; 1992-95

CLASS OF 2001

JIM JACKSON
Right Wing, 1985-1990

CHARLIE MASON
Zamboni Driver/Building Employee, 1955-2003

CLASS OF 2002

BOB MONGRAIN
Center, 1979-84

CLASS OF 2003

DAN FRAWLEY
Right Wing, 1990-93; 1995-98

ED HOUSE
Contributor

CLASS OF 2004

DAVE FENYVES
Defenseman, 1980-85; 1986-87

CLASS OF 2005

DON MCSWEEN
Defenseman, 1987-92

CLASS OF 2006

SCOTT METCALFE
Center, 1987-91; 1993-98

CLASS OF 2007

JOHN BEDNARSKI
Defenseman, 1972-73; 1980-81
Color Commentator, 1985-2005
& Humanitarian

CLASS OF 2008

GATES ORLANDO
Center, 1983-88

CRAIG CHARRON
Center, 1995-1998; 2000-02





CLASS OF 2009

LARRY HILLMAN
Defenseman, 1961-62; 1963-68

CLASS OF 2010

RANDY CUNNEYWORTH
Left Wing, 1980-85; 1998-00
Head Coach, 2000-08, 2015-Present

JIM WIEMER
Defenseman, 1981-85; 1994-95

KENT WEISBECK
Athletic Trainer, 1985-Present

CLASS OF 2011

DOUG HOUDA
Defenseman, 1995-96, 1999-03
Assistant Coach, 2003-06

DON STEVENS
Broadcaster, 1986-Present

CLASS OF 2012

RICK PAGNUTTI
Defenseman, 1972-76

DARCY WAKALUK
Goaltender, 1986-91

CLASS OF 2013

DANE JACKSON
Right Wing, 1995-99, 1999-01

RICH FUNKE
Television Sports/News Anchor, 1971-2012

CLASS OF 2014

MIKE HURLBUT
Defenseman, 1997-98, 2001-02

CLASS OF 2015

CHRIS TAYLOR
Center, 1999-06, 2009-11

CLASS OF 2016

RICHIE DUNN
Defenseman, 1985-90

DAREN PUPPA
Goaltender, 1985-88, 1991

AMERKS BOOSTER CLUB
1966 - Present

RETIRED JERSEYS

#6
Norman "Red" Armstrong
Number Retired: December 20, 1974
Banner Raised: October 11, 1985

#9
Dick Gamble
March 19, 1999

#9
Jody Gage
March 19, 1999




A

Player	Years
ADAM, Luke	11-12, 12-13, 13-14, 14-15
ADDUONO, Jeremy	99-00, 00-01, 01-02
ADDUONO, Rick	75-76, 76-77, 77-78
AFINOGENOV, Maxim	99-00
AIKINS, Justin	07-08
AKESON, Jason	15-16
ALDCORN, Gary	56-57, 57-58, 58-59
ALDOUS, Chris	99-00
ALDRED, Jim	83-84, 84-85, 85-86
ALIU, Akim	14-15
AMBROZIAK, Peter	91-92, 92-93, 93-94, 94-95
AMODEO, Mike	75-76
ANDERSON, Brad	77-78
ANDERSON, Craig	2006-07
ANDERSON, Earl	76-77, 77-78
ANDERSON, Mike	85-86
ANDERSON, Murray	70-71
ANDERSON, Shawn	86-87, 87-88, 88-89, 89-90
ANDERSSON, Mikael	85-86, 86-87, 87-88, 88-89
ANGOTTI, Lou	62-63, 63-64
ANNABLE, John	56-57
ARBOUR, Al	62-63, 63-64, 64-65, 65-66, 66-67
ARMIA, Joel	13-14, 14-15
ARMSTRONG, Bob	62-63
ARMSTRONG, Norm	62-63, 63-64, 64-65, 65-66, 66-67, 67-68, 68-69, 69-70, 70-71, 72-73
ARMY, Bill	80-81
ASKEY, Tom	00-01, 01-02, 02-03, 03-04, 04-05
ASMUNDSON, Freeman	64-65
ASTLEY, Mark	94-95
ASTON, Peter	07-08, 08-09, 09-10
ATTWELL, Ron	57-58
AUBRY, Pierre	80-81
AUBRY, Serge	70-71, 71-72
AUDETTE, Donald	89-90, 90-91, 92-93
AUGE, Les	75-76
AUSTIN, Brady	14-15, 15-16

B

Player	Years
BABIUK, Ed	59-60, 62-63, 63-64
BACKSTROM, Ralph	57-58
BAGNALL, Drew	13-14, 14-15
BAIER, Paul	07-08, 10-11
BAILEN, Nick	12-13
BAILEY, Justin	15-16
BAILEY, Kyle	11-12
BAKER, Kevin	08-09
BALES, Mike	97-98
BALFOUR, Earl	56-57, 57-58
BALFOUR, Murray	58-59
BANIKA, Cory	93-94
BAPTISTE, Nick	15-16
BARLOW, Bob	67-68
BARNABY, Matthew	93-94, 94-95
BARRASSO, Tom	84-85
BARRETT, Paul	78-79

B continued

Player	Years
BARRIE, Mike	94-95
BARTOVIC, Milan	00-01, 01-02, 02-03, 03-04, 04-05
BASEGGIO, Dave	89-90, 90-91, 91-92
BATTAGLIA, Bates	10-11
BAUMAN, Gary	67-68
BAUN, Bob	56-57
BAVIS, Mike	93-94, 94-95
BAYLIS, Ted	65-66
BEATON, Kevin	85-86
BEATTIE, Jason	12-13
BEAUDOIN, Mathieu	07-08
BEAVERSON, Luke	07-08, 08-09, 09-10
BECKFORD-TSEU, Chris	08-09, 09-10
BEDARD, Jim	79-80
BEDNAR, Jared	97-98
BEDNARSKI, John	72-73, 80-81
BENAZIC, Cal	94-95
BENDICKSON, Aaron	10-11
BENNETT, Bill	77-78, 78-79
BENNETT, Ryan	04-05
BERKHOEL, Adam	06-07
BERNARD, Mark	92-93
BERNHARDT, Tim	81-82
BEST, Bill	74-75
BEVERIDGE, Craig	69-70, 70-71
BIEGA, Alex	11-12, 12-13
BIENVENUE, Daniel	97-98
BIGGS, Don	90-91
BILOTTO, NIC	02-03
BIRON, Martin	97-98, 98-99, 99-00, 00-01
BISHOP, Hunter	12-13
BLACK, James	93-94
BLACKBURN, Bob	71-72
BLACKBURN, Don	66-67, 70-71
BLACKWATER, Judd	08-09
BLAD, Brian	93-94
BLOCK, Ken	67-68, 68-69, 69-70, 70-71, 71-72
BLOOD, Bob	78-79
BLUE, John	95-96
BODAK, Bob	83-84
BODDY, Greg	71-72
BOH, Aaron	95-96
BOIKOV, Alexandre	98-99
BOISVERT, Gil	56-57
BOLAND, Mike	79-80, 80-81
BOLIBRUCK, Kevin	00-01, 02-03
BOLTON, Hugh	57-58
BONAR, Graeme	88-89
BONIN, Marcel	58-59
BONNEAU, Jimmy	09-10
BOOTH, David	06-07
BOOTH, Derek	93-94
BORDSON, Rob	11-12
BOSTON, Scott	94-95
BOTTERILL, Jason	02-03, 03-04, 04-05
BOULTON, Eric	99-00
BOUCHARD, Dick	58-59
BOUCHER, Philippe	92-93, 93-94, 94-95


B continued

Player	Years
BOWLES, Brian	73-74
BOWMAN, Collin	15-16
BOYCE, Ian	90-91, 91-92
BOYCHUK, Riley	11-12
BOYER, Wally	60-61, 61-62, 63-64, 64-65, 65-66
BUCKLEY, Tom	99-00
BRADLEY, John	91-92
BRASSARD, Gaston	62-63
BRASSARD, Gus	63-64
BREDIN, Gary	71-72, 73-74
BREEN, Mike	79-80, 80-81
BRENNAN, T.J.	11-12, 12-13
BRENNEMAN, John	66-67
BREWER, Carl	58-59
BRIGHT, Chris	93-94
BRINDLEY, Doug	71-72
BRINDLEY, Ryan	00-01, 01-02
BRINE, David	06-07, 07-08, 08-09, 09-10
BRODERICK, Ken	74-75, 75-76
BRODEUR, Mike	08-09
BROOKS, Ross	75-76
BROWN, Arnie	61-62, 62-63, 63-64
BROWN, Cam	92-93
BROWN, Curtis	95-96, 96-97
BROWN, Greg	90-91, 91-92, 92-93
BROWNSCHIDLE, Jack	86-87
BRUBAKER, Jeff	78-79
BRUNEL, Craig	00-01
BRYDGES, Paul	86-87, 87-88, 88-89
BURCHELL, Skippy	57-58
BURNS, Gary	78-79, 84-85
BURRIDGE, Randy	97-98
BURROWES, Guy	72-73
BUSENBURG, Marc	00-01, 01-02
BUTLER, Doug	78-79
BUTLER, Ross	73-74
BURT, Cameron	14-15
BURTON, Jim	86-87
BYERS, Mike	67-68, 76-77
BYLSMA, Dan	92-93

C

Player	Years
CAINES, Doug	80-81
CALDER, Adam	99-00, 01-02
CALLA, Brady	07-08, 08-09, 09-10, 10-11
CALLAHAN, Joe	10-11
CAMPBELL, Brian	98-99, 99-00, 00-01, 01-02
CAMPBELL, Gregory	05-06
CAMPBELL, Scott	94-95
CAMPBELL, Scott	11-12
CANTU, Kris	97-98
CAPELLO, Jeff	87-88, 88-89
CAPSON, Greg	93-94
CARD, Mike	06-07, 07-08
CARLETON, Wayne	66-67, 68-69
CARLSON, Ross	08-09

C continued

Player	Years
CARNEY, Keith	91-92, 92-93
CARR, Gary	76-77, 77-78, 78-79
CARRIER, William	14-15, 15-16
CARTER, Billy	56-57, 57-58, 58-59
CARTER, Ron	80-81, 81-82
CARUSO, Mike	08-09, 09-10, 10-11
CASSIDY, Tom	78-79
CASSELMAN, Mike	97-98
CATENACCI, Dan	12-13, 13-14, 14-15, 15-16
CERNICH, Kord	92-93
CHADWICK, Ed	59-60, 60-61
CHAMPAGNE, Andre	63-64, 65-66, 67-68, 68-69, 69-70
CHAPMAN, BRIAN	03-04
CHAPMAN, Josh	15-16
CHARRON, Craig	95-96, 96-97, 97-98, 00-01, 01-02
CHEEVERS, Gerry	61-62, 62-63, 63-64, 64-65
CHERRY, Don	63-64, 64-65, 65-66, 66-67, 67-68, 68-69, 71-72
CHEVERIE, Marc	10-11
CHIASSON, Dominic	01-02
CHIPCHASE, Jack	63-64, 67-68, 68-69, 69-70
CHIPPERFIELD, Ron	80-81
CIAVAGLIA, Peter	91-92, 92-93
CIERNY, Jozef	92-93
CIESLA, Hank	59-60, 60-61
CIPOLLA, Jason	99-00, 00-01
CIRONE, Jason	95-96
CLACKSON, Chris	10-11, 11-12
CLAIRMONT, Wayne	69-70
CLANCY, Terry	63-64, 64-65, 66-67
CLAPTON, Marty	01-02
CLARK, Gordie	74-75, 75-76, 76-77, 77-78
CLARK, Neil	65-66
CLARK, Neil	08-09
CLOUTIER, Jacques	80-81, 81-82, 82-83, 83-84, 84-85, 85-86, 88-89
CLOUTIER, Real	84-85
COLLEY, Kevin	01-02
COLLINS, Gary	56-57, 57-58
COLLINS, Dan	07-08, 08-09, 09-10
COMRIE, Adam	10-11
CONACHER, Brian	61-62, 65-66, 67-68
CONACHER, Cory	10-11
CONN, Rob	95-96
CONROY, Al	86-87
COOK, Bob	67-68, 68-69, 69-70, 70-71
COOLEY, Gaye	72-73
COOPER, David	93-94, 94-95, 95-96
COPELAND, Todd	94-95
CORBETT, Mike	63-64
CORKUM, Bob	89-90, 90-91, 91-92
CORNEL, Eric	14-15, 15-16
CORRIGAN, Mike	65-66, 66-67
COTE, Alain	80-81
COTE, Roger	59-60, 60-61, 61-62
COUGHLIN, Kevin	78-79
COWELL, Jim	80-81
CRAIG, Bob	72-73



C continued

Player	Years
CRAIG, Mike	84-85, 85-86, 86-87
CRAWFORD, Louis	82-83, 83-84, 84-85
CRAWFORD, Nick	11-12, 12-13, 13-14
CREIGHTON, Adam	84-85, 85-86
CREIGHTON, Dave	58-59, 59-60, 60-61
CRESSMAN, Glen	56-67
CRONIN, Tom	85-86
CROWLEY, Paul	79-80, 80-81
CROZIER, Joe	59-60, 60-61
CULLEN, Barry	56-57
CULLEN, Brian	56-57
CULLEN, David	03-04, 04-05, 05-06
CULLEN, Mark	10-11
CULLIMORE, Jassen	07-08
CUNNEYWORTH, Randy	80-81, 81-82, 82-83, 83-84, 84-85, 98-99, 99-00
CUNNIFF, John	71-72
CURRAN, Brian	90-91, 91-92
CURRAN, Mike	76-77
CURRY, Floyd	58-59
CYR, Ray	57-58

D

Player	Years
DADONOV, Evgeny	09-10, 10-11
DALPE, Zac	14-15
D'AMIGO, Jerry	14-15, 15-16
DANIELS, Kimbi	96-97
DASKALAKIS, Cleon	87-88
DAUBENSPECK, Kirk	99-00, 00-01
DAVID, Richard	80-81
DAVIDSON, Matt	97-98, 98-99, 99-00
DAVIS, Mal	81-82, 82-83, 83-84, 84-85, 85-86
DAWE, Jason	93-94, 94-95, 95-96, 03-04
DeGRAY, Dale	89-90, 90-91
de GRAY, John	09-10
DEL MONTE, Dion	99-00
DEL MONTE, Ryan	10-11
DELMORE, Andy	03-04
DENNIS, Adam	06-07, 07-08
DERKSEN, Duane	93-94
DESCHENES, Frederic	96-97
DESLAURIERS, Jacques	56-57
DESLAURIERS, Nick	13-14
DICKSON, John-Scott	09-10
DILLABOUGH, Bob	70-71
DINEEN, Bill	61-62
DiVITA, David	91-92, 92-93
DONALDSON, Mike	60-61, 61-62
DONNELLY, Mike	88-89, 89-90
DONOVAN, Matt	15-16
DOREY, Jim	67-68
DORMAN, Rick	78-79
DOUGLAS, Kent	63-64, 66-67, 69-70
DRADER, Daryl	77-78, 78-79, 79-80, 80-81
DRAPER, Bruce	61-62, 62-63
DRAPER, Tom	91-92, 92-93, 98-99

D continued

Player	Years
DROLET, Rene	75-76, 76-77, 77-78
DRYDEN, Dave	61-62
DUBUC, Michael	10-11
DUCO, Michael	08-09, 09-10, 10-11
DUFF, Les	63-64, 64-65, 65-66, 66-67, 67-68, 68-69, 69-70
DUFFY, Matt	08-09, 09-10
DUFRESNE, Sylvain	04-05, 05-06
DUMONT, J.P.	99-00
DUNCAN, Bob	56-57
DUNN, Dave	70-71, 71-72
DUNN, Richie	85-86, 86-87, 87-88, 88-89, 89-90
DUNVILLE, Doug	65-66, 69-70, 70-71, 71-72
DUPONT, Ray	64-65
DUPUIS, Marc	98-99, 99-00
DUPUY, Jean	15-16
DUTIAUME, Mark	96-97, 97-98, 98-99, 99-00
DUSSIAUME, Ron	73-74
DYCK, Ed	71-72
DYKSTRA, Steve	82-83, 83-84, 84-85, 86-87, 87-88

E

Player	Years
EATOUGH, Jeff	83-84
EDESTRAND, Darryl	65-66, 66-67, 76-77, 77-78
EDMUNDSON, Duke	60-61
EDWARDS, Maury	11-12
EHGOETZ, Barret	04-05, 10-11
EHMAN, Gerry	60-61, 61-62, 62-63, 63-64, 64-65, 65-66, 66-67
EIVOLA, Mauri	81-82
ELIK, Bo	58-59
ELIOT, Darren	88-89
ELLERBY, Keaton	08-09, 09-10, 10-11
ELLETT, Bob	72-73, 73-74
ELLIS, Matt	12-13, 13-14, 14-15, 15-16
EMMERSON, Riley	08-09
ESTEPHAN, Giorgio	15-16
EVANS, Doug	94-95

F

Player	Years
FAST, T.J.	10-11
FAUBERT, Pierre-Luc	07-08
FAULKNER, Alex	60-61, 61-62
FEASBY, Scott	95-96, 96-97
FEHR, Clint	81-82, 82-83, 83-84, 84-85
FENYVES, Dave	80-81, 81-82, 82-83, 83-84, 84-85, 86-87
FENTON, P.J.	10-11
FERGUSON, Doug	73-74
FERNER, Mark	85-86, 86-87, 87-88, 88-89
FIDLER, Joe	77-78
FIENHAGE, Corey	11-12, 12-13
FINLEY, Joe	11-12, 12-13



F continued

Player	Years
FISCHER, Ron	80-81, 81-82, 82-83, 83-84
FISHER, Craig	98-99, 99-00
FITCHNER, Bob	80-81
FITZPATRICK, Rory	01-02, 02-03, 04-05, 08-09, 09-10
FITZSIMMONS, Jason	97-98
FLAHERTY, Pat	72-73
FLEMING, Bob	91-92
FLEMMING, Reg	58-59, 59-60
FLETT, Bill	63-64
FLEURY, Jerry	57-58
FLICHEL, Todd	92-93, 93-94
FLOYD, Larry	81-82
FLYNN, Brian	11-12, 12-13
FOCHT, Dan	05-06
FOGAL, Ron	72-73
FOLIGNO, Marcus	11-12, 12-13
FORBES, Mike	77-78, 78-79
FORD, Brian	88-89, 89-90
FOSTER, Dwight	77-78, 78-79
FOX, Jordan	09-10
FOY, Chris	94-95
FRASER, Jay	85-86, 86-87, 87-88
FRANCESCHETTI, Lou	91-92
FRAWLEY, Dan	90-91, 91-92, 92-93, 95-96, 96-97, 97-98
FUHR, Grant	93-94
FULLERTON, Travis	14-15
FUNK, Mike	06-07, 07-08
FUNK, Mike	06-07, 07-08

G

Player	Years
GAGE, Jody	85-86, 86-87, 87-88, 88-89, 89-90, 90-91, 91-92, 92-93, 93-94, 94-95, 95-96
GALLANT, Bernie	80-81, 82-83
GAMBLE, Bruce	66-67
GAMBLE, Dick	61-62, 62-63, 63-64, 64-65, 65-66, 66-67, 67-68, 68-69, 69-70
GARBOWSKY, Matt	14-15, 15-16
GARDNER, George	70-71
GARDNER, Paul	85-86
GARDINER, Pete	03-04
GARRISON, Jason	08-09, 09-10
GARWASIUK, Ron	74-75, 75-76, 76-77, 77-78, 78-79, 79-80
GASSEAU, James	86-87, 87-88
GAUSTAD, Paul	02-03, 03-04, 04-05
GAUTHIER, Jean	73-74
GELECH, Randall	08-09
GERMAIN, Eric	94-95
GIBSON, Doug	74-75, 75-76, 76-77
GILLIES, Colton	13-14
GILLIS, Jere	82-83
GILMOUR, Dave	70-71
GIRARD, Ken	57-58, 60-61
GIRGENSONS, Zemgus	12-13

G continued

Player	Years
GLASS, Tanner	06-07, 07-08, 08-09
GLENNIE, Brian	68-69
GLOBKE, Rob	05-06, 06-07, 07-08
GODFREY, Warren	68-69
GOEBEL, Tommy	07-08
GOFTON, John	68-69, 69-70
GOGOL, Brent	80-81
GONGALSKY, Igor	11-12
GOODFELLOW, Rich	83-84
GORDIOUK, Viktor	92-93, 93-94, 94-95
GORDON, Ben	10-11
GORMAN, Dave	81-82
GOULAKOS, Spiro	15-16
GOULD, John	79-80
GOULD, Tim	69-70
GOULET, Claude	67-68
GOYER, Gerry	69-70
GRAGNANI, Marc-Andre	07-08
GRAHAM, Rod	72-73, 73-74, 74-75, 76-77, 77-78
GRAND-PIERRE, Jean-Luc	97-98, 98-99, 99-00
GRANT, Triston	10-11
GRATCHEV, Maxime	09-10
GRAVEL, Francois	90-91
GRAY, Terry	58-59
GRENVILLE, Chris	99-00
GRETZKY, Keith	87-88, 88-89
GRIGORENKO, Mikhail	12-13, 13-14, 14-15
GRIMALDI, Joe	07-08
GRIMSHAW, Ryan	11-12, 13-14
GUAY, Francois	88-89, 89-90, 90-91
GUGGENBERGER, Mark	13-14
GUHLE, Brendan	15-16
GUIDOTTI, Vince	93-94
GUPTILL, Alex	15-16

H

Player	Years
HACKETT, Matt	12-13, 13-14, 14-15
HAGEL, Kyle	08-09
HAJDU, Richard	84-85, 85-86, 86-87, 87-88
HALKIDIS, Bob	86-87, 87-88, 88-89, 89-90
HALL, Don	59-60
HALL, Murray	67-68, 71-72
HALLER, Kevin	90-91, 91-92
HALWARD, Doug	75-76, 76-77, 77-78
HALYK, Chris	79-80, 80-81, 81-82
HAMEL, Denis	97-98, 98-99, 99-00, 02-03
HAMEL, Gilles	80-81, 81-82
HAMILTON, Jeff	82-83, 84-85, 85-86
HAMPSON, Ted	59-60
HAMPTON, Rick	83-84
HANCOCK, Quinn	00-01
HANNIGAN, Gordie	56-57
HANNIGAN, Pat	57-58, 59-60, 60-61
HANSIS, Ron	80-81
HARBARUK, Nick	64-65
HARDER, Mike	97-98, 98-99



H continued

Player	Years
HARDY, Claude	69-70
HARGRAVES, Jim	70-71, 71-72
HARPER, Warren	83-84, 84-85, 85-86, 86-87
HARRINGTON, John	79-80
HARRIS, Duke	67-68, 70-71, 71-72
HARRIS, Billy	56-57, 64-65
HARRISON, Paul	82-83
HART, Jayden	14-15
HART, Rich	75-76, 76-77
HARTLIEB, Ernie	09-10
HARTMAN, Mike	87-88
HARVEY, Alain	78-79
HATOUM, Ed	71-72
HAWORTH, Alan	80-81, 81-82
HECL, Radoslav	02-03
HEDDEN, Mike	10-11
HELBLING, Timo	06-07
HENDRICKS, Matt	05-06
HENLEY, Brent	02-03
HENRY, Jordan	07-08, 08-09, 09-10
HESS, Bob	80-81, 81-82
HEXTALL, Bryan	67-68
HICKE, Billy	58-59, 59-60
HICKS, Jamey	93-94
HILDENBRAND, Steve	04-05
HILLEBRANDT, Jon	97-98
HILLMAN, Larry	61-62, 63-64, 64-65, 65-66, 66-67, 67-68
HINDMARCH, Dave	80-81
HINKS, Rod	92-93
HODGE, Charlie	56-57, 58-59
HODGSON, Cody	12-13
HOEKSTRA, Cecil	57-58, 58-59, 59-60
HOFFORD, Jim	84-85, 85-86, 86-87, 87-88, 88-89, 89-90, 86-87, 87-88
HOGUE, Benoit	15-16
HOHMANN, Cason	15-16
HOHOL, Milt	70-71
HOLLINGER, Terry	95-96
HOLLAND, Jason	97-98, 98-99, 99-00, 00-01
HOLMES, Mike	78-79
HOLZINGER, Brian	95-96
HOLLINGER, Terry	96-97
HOOVER, Tim	85-86
HORACHEK, Peter	80-81, 81-82, 82-83
HORN, Bill	92-93, 93-94
HORVATH, Bronco	56-57, 62-63, 63-64, 64-65, 65-66, 66-67, 67-68, 68-69, 69-70
HOSPODAR, Ed	88-89
HOTHAM, Scott	09-10
HOTHAM, Andrew	10-11
HOUDA, Doug	95-96, 99-00, 00-01, 01-02, 02-03
HOULDER, Bill	90-91, 91-92
HOWELL, Ron	60-61
HRECHKOSY, Dave	72-73
HUGHES, Pat	85-86
HUDDY, Charlie	96-97
HUDSON, Carl	09-10

H continued

Player	Years
HUMENIUK, Scott	95-96
HUNT, Jeff	72-73
HUNTER, Dylan	06-07, 07-08, 09-10
HURLBUT, Mike	97-98, 98-99, 99-00, 00-01, 01-02
HURST, Ron	56-57, 57-58
HUTCHINGS, Alex	13-14
HUTCHINS, Jeff	03-04, 04-05
HYNES, Dave	74-75, 75-76
HYNNE, Chris	98-99

I

Player	Years
IAKOVENKO, Andrei	92-93
IGGULDEN, Mike	2004-05
IMLACH, Brent	65-66
IOB, Tony	91-92, 92-93
IRELAND, Randy	79-80
IRVING, Joel	00-01, 01-02
IRVING, Randy	85-86
IRWIN, Brayden	13-14, 14-15

J

Player	Years
JACINA, Greg	05-06, 06-07
JACKSON, Dane	95-96, 96-97, 97-98, 99-00, 00-01
JACKSON, Jim	85-86, 86-87, 87-88, 88-89, 89-90
JACOBS, Colin	12-13, 13-14, 14-15, 15-16
JACQUITH, Gary	74-75, 76-77
JAMES, Gerry	57-58
JAMES, Val	80-81, 81-82, 82-83, 83-84, 84-85
JANIK, Doug	01-02, 02-03, 03-04, 04-05, 05-06
JARRAM, David	07-08
JARRETT, Gary	60-61, 61-62, 62-63, 63-64
JELENIC, Lee	02-03
JEFFREY, Larry	65-66
JENKS, A.J.	10-11
JENNINGS, Grant	95-96
JESSIMAN, Hugh	10-11
JILLSON, Jeff	04-05, 05-06
JOHANSSON, Bjorn	77-78
JOHNER, Dustin	05-06, 06-07
JOHNS, Don	67-68
JOHNSON, Chaz	06-07, 07-08
JOHNSON, Danny	70-71
JOHNSON, Jamie	09-10
JOHNSON, Keith	78-79
JOHNSON, Norm	58-59
JONATHAN, Stan	75-76, 76-77
JONES, Jim	75-76, 76-77, 80-81
JORDE, Ryan	02-03, 03-04, 04-05
JOUBERT, Jacques	96-97
JOYAL, Ed	65-66, 66-67
JUNKER, Steve	95-96
JUTILA, Timo	84-85


K

Player	Years
KAESE, Trent	87-88, 88-89
KALETA, Patrick	06-07, 07-08, 13-14, 15-16
KALININ, Dmitri	98-99, 99-00, 02-03
KARABIN, Ladislav	95-96
KARP, Herman	72-73
KASSIAN, Zack	11-12
KASZYCKI, Mike	77-78
KEA, Justin	13-14, 14-15, 15-16
KEATING, Mickey	56-57
KEENAN, Larry	61-62, 62-63
KELLER, Don	81-82, 82-83, 83-84
KELLY, Bob	72-73
KELLY, John Paul	80-81
KEMPTHORNE, Brad	80-81
KENNEDY, Tim	10-11
KENNY, Shane	97-98, 98-99
KERR, Kevin	87-88, 88-89, 89-90
KESSEL, Blake	13-14
KETTERER, Markus	93-94, 94-95
KILREA, Brian	68-69
KING, Colt	09-10
KING, Steven	97-98
KINNIE, Mike	04-05
KIRTON, Scott	99-00
KLIMENTIEV, Sergei	94-95, 95-96, 96-97, 97-98
KNACKSTEDT, Jordan	10-11
KNAPP, Connor	12-13, 13-14
KNAUFT, Lorne	94-95
KNELSON, Brad	78-79
KNIBBS, Billy	73-74, 74-75
KNICKLE, Rick	81-82, 82-83
KOISTINEN, Ville	09-10
KOLZIG, Olaf	92-93
KORAB, Jerry	83-84, 84-85
KOSTKA, Mike	07-08, 10-11
KOTALIK, Ales	01-02, 02-03
KOWAL, Joe	79-80
KOZAK, Les	61-62
KRAFTCHECK, Steve	58-59, 59-60, 60-61, 61-62
KRALL, Justin	97-98
KREPS, Kamil	05-06, 06-07, 07-08
KREZANSKI, Reg	75-76
KRISTEK, Jaroslav	00-01, 01-02, 02-03
KROLL, Johann	07-08
KRULICKI, Ron	69-70
KRUPP, Uwe	86-87
KRYS, Mark	93-94, 94-95
KUDELKA, David	00-01
KUNTAR, Les	96-97
KUNTZ, Murray	73-74
KUZMINSKI, Alex	93-94

L

Player	Years
LABROSSE, Claude	58-59, 59-60, 64-65, 65-66, 68-69, 69-70
LACOMBE, Norm	83-84, 84-85, 85-86, 86-87

L continued

Player	Years
LAGACE, Jacob	11-12, 12-13
LAKOVIC, Sasha	00-01
LAFEBVRE, Normand	79-80
LAFORGE, Claude	57-58
LALANDE, Hec	56-57
LALONDE, Bob	71-72
LALONDE, Christian	93-94
LAMBERT, Yvon	82-83, 83-84
LANDRY, Jon	09-10
LANGDON, Steve	74-75, 75-76, 76-77, 77-78, 78-79
LANGEVIN, Chris	81-82, 82-83, 83-84, 84-85
LANGLOIS, Al	56-57, 57-58
LARMAN, Drew	05-06, 06-07, 07-08, 08-09
LAROCQUE, Mario	01-02
LARSSON, Johan	12-13, 13-14, 14-15
LARWAY, Don	78-79
LAVIGNE, Eric	96-97, 97-98
LAWSON, Ed	62-63, 63-64
LAY, Michael	85-86
LEACH, Jamie	95-96
LEDUC, Jerome	12-13, 13-14, 14-15, 15-16
LEDUC, Richard	80-81
LEDYARD, Grant	92-93
LEGAULT, Maxime	11-12, 12-13
LEGGIO, David	11-12, 12-13
LEHNER, Robin	15-16
LEHTONEN, Mikko	06-07
LEHUN, Jonathan	06-07
LEIGHTON, Michael	05-06
LEIME, Heikki	81-82, 82-83, 84-85, 85-86
LEMAY, Rick	75-76
LEMIEUX, Richard	71-72
LEONARD, Curtis	14-15
LEPKOWSKI, Alex	13-14
LESSARD, Rick	93-94
LEVER, Don	85-86, 86-87
LIEUWEN, Nathan	12-13, 13-14, 14-15, 15-16
LILLEY, John	96-97
LINGREN, Steve	03-04, 04-05
LITTMAN, Dave	89-90, 90-91, 91-92
LITZENBERGER, Ed	63-64, 64-65, 65-66
LOEWEN, Darcy	89-90, 90-91, 91-92
LOGAN, Bob	86-87, 87-88, 88-89
LOJEK, Martin	05-06, 06-07, 07-08
LONGARINI, John	58-59
LORD, Andrew	09-10
LORENZ, Danny	99-00
LoVECCHIO, Jeff	10-11
LUCE, Scott	90-91
LUCIANI, Anthony	10-11
LUCIUK, Andrew	99-00
LUDZIK, Steve	89-90, 90-91, 91-92
LUKIN, Jarret	08-09
LUKSA, Chuck	81-82
LUND, Joe	56-57, 57-58
LUNDE, Len	67-68

M

Player	Years
MacARTHUR, Clarke	05-06, 06-07, 07-08
MacDONALD, Doug	92-93, 93-94, 94-95
MacDONALD, Dunc	61-62, 62-63, 63-64
MacDONALD, Franklin	06-07, 07-08, 08-09
MacDONALD, Lowell	65-66
MacGREGOR, Cam	80-81
MacINTYRE, Drew	11-12
MacINTYRE, Steve	09-10
MacKENZIE, Matt	11-12, 12-13, 13-14, 14-15
MacLEAN, Brandon	13-14
MacMILLAN, John	60-61, 62-63
MacNEIL, Al	56-57, 57-58, 58-59, 59-60
MacNEIL, Bernie	74-75
MacPHERSON, Bud	56-57
MacRAE, Jim	80-81
MADER, Mike	00-01
MAGOWEN, Ken	05-06
MAHER, Jim	93-94
MAILHOT, Jacques	94-95
MAKAROV, Andrey	13-14, 14-15, 15-16
MALARCHUK, Clint	91-92
MALCOLM, Bob	69-70, 70-71, 71-72, 72-73, 73-74, 74-75
MALTAIS, Dominic	93-94
MALUTA, Ray	74-75, 75-76, 76-77, 77-78, 78-79
MANCARI, Mark	05-06, 06-07, 07-08, 12-13
MANN, Chris	05-06
MANSOFF, Jason	98-99
MARCEITA, Milan	67-68
MARCON, Lou	56-57
MARIETTI, Brett	93-94
MARKSTROM, Jacob	10-11
MAROTTA, Sam	14-15
MARSHALL, Willie	58-59, 71-72
MARSHALL, David	10-11
MARTIN, Brycen	14-15
MARTIN, Don	94-95
MARTIN, Grant	87-88, 88-89
MASNICK, Paul	56-57
MATHESON, Brock	11-12
MATTE, Christian	01-02
MATTHIAS, Shawn	08-09, 09-10
MATTIUSSI, Dick	59-60, 60-61, 73-74
MAZUR, Eddie	56-57, 57-58
MAZUR, Jay	95-96
McADAM, Gary	82-83
McARDLE, Kennal	07-08, 08-09, 09-10, 10-11
McCABE, Jake	14-15, 15-16
McCARTHY, Brian	94-95
McCARTHY, Tom	68-69, 69-70
McCLANAHAN, Rob	80-81
McCLELLAND, Kevin	94-95
McCORMICK, Cody	12-13
McCRORY, Scott	89-90, 90-91
McDONALD, Ab	56-57, 57-58
McGEOWN, Scott	80-81
McGREGOR, Brian	77-78, 78-79

M continued

Player	Years
McGUIRE, Johnny	13-14
McKEE, Jay	95-96, 96-97, 97-98
McKENNA, Sean	82-83
McKENNEY, Don	64-65
McKENNY, Jim	65-66, 66-67, 67-68, 68-69
McKILLOP, Larry	72-73, 73-74, 74-75
McKINNON, Brian	84-85, 85-86
McLAUGHLIN, Mike	92-93
McMAHON, Mike	71-72
McMORROW, Sean	02-03, 03-04, 04-05, 05-06
McNABB, Brayden	11-12, 12-13, 13-14
McNAMARA, Bob	83-84, 84-85, 85-86
McNAMARA, Gerry	59-60, 60-61, 62-63
McNAMEE, Peter	77-78
McNEIL, Bill	68-69
McNEIL, Gerry	57-58, 58-59
McNEILL, Grant	05-06
McPHERSON, Allan	14-15, 15-16
McSWEEN, Don	87-88, 88-89, 89-90, 90-91, 91-92
MEEHAN, Gerry	65-66
MEKILOK, Max	58-59
MELANSON, Dean	92-93, 93-94, 94-95, 95-96, 97-98, 98-99
MELANSON, Rob	93-94
MENARD, Martin	97-98
MENGES, Greg	92-93
MERCIER, Justin	14-15
MERRELL, Barry	72-73, 73-74, 74-75, 75-76, 76-77
METCALFE, Scott	87-88, 88-89, 89-90, 90-91, 93-94, 94-95, 95-96, 96-97, 97-98
METHOT, Francois	98-99, 99-00, 00-01, 01-02, 02-03
MEYER, Jayson	85-86, 86-87
MEYER, Stefan	05-06, 06-07, 07-08, 08-09
MEZIN, Andrei	96-97
MICFLIKIER, Jacob	08-09
MIERKLANS, Rob	78-79
MIGAY, Rudy	57-58, 58-59, 59-60, 62-63
MILBURY, Mike	74-75, 75-76
MILLAR, Al	69-70
MILLAR, Craig	96-97
MILLER, Bob	77-78
MILLER, Brad	87-88, 88-89, 89-90, 90-91, 91-92
MILLER, Ryan	02-03, 03-04, 04-05, 05-06
MILLEY, Norm	00-01, 01-02, 02-03, 03-04, 04-05
MINK, Graham	09-10
MIOR, Ryan	09-10
MOLLER, Mike	82-83, 84-85
MOLLER, Randy	92-93
MOLLOY, Mitch	89-90, 90-91
MOORE, Barrie	95-96, 96-97
MONGRAIN, Bob	79-80, 80-81, 81-82, 82-83, 83-84
MOORE, Jimmy	58-59
MORMINA, Joey	15-16
MORRISON, Kevin	71-72
MORRISONN, Shaone	11-12
MORTSON, Keke	70-71
MORUSYK, Wayne	72-73, 73-74

M continued

Player	Years
MOSDELL, Ken	58-59
MOSDELL, Wayne	68-69, 69-70
MOSER, Jay	96-97
MOSOVSKY, Karel	01-02, 02-03, 03-04
MOUGENEL, Ryan	99-00
MOYLAN, Dave	87-88, 88-89
MROZIK, Rick	03-04
MURPHY, Bob	71-72
MURPHY, Brian	75-76
MURPHY, Cory	08-09
MURPHY, Joe	99-00, 00-01
MURRAY, Tim	97-98
MYRE, Phil	82-83, 83-84

N

Player	Years
NAGLE, Pat	14-15
NAUD, Daniel	82-83, 83-84
NDUR, Rumun	95-96, 96-97, 97-98
NELSON, Riley	02-03
NELSON, Todd	00-01
NEMETH, Tom	94-95, 97-98
NEVIN, Bob	56-57, 57-58, 58-59, 59-60
NEVINS, Jack	14-15, 15-16
NICHOL, Scott	94-95, 95-96, 96-97, 97-98, 98-99, 99-00
NICHOLISHEN, Mike	99-00
NICOLSON, Graeme	78-79
NOEL, Dominic	05-06
NOLAN, Ted	84-85
NORDSTROM, Carlin	98-99
NORMAN, Rob	84-85
NORONEN, Mika	99-00, 00-01, 01-02, 02-03, 05-06
NOVOTNY, Jiri	02-03, 03-04, 04-05, 05-06
NOWAK, Hank	76-77
NYKOLUK, Mike	56-57, 57-58
NYLANDER, Michael	10-11

O

Player	Years
O'BRIEN, Dennis	78-79
O'BRIEN, Doug	08-09
O'CONNELL, Tim	02-03
O'DELL, Eric	15-16
O'DONNELL, Sean	91-92, 92-93, 93-94
O'HANLEY, Brian	10-11
O'NEIL, Paul	75-76
O'REILLY, Cal	15-16
OBBERG, Evan	10-11
OLESZ, Rostislav	06-07
ORESKOVICH, Victor	09-10
ORLANDO, Gates	83-84, 84-85, 85-86, 86-87, 87-88
ORR, Bill	69-70, 70-71
OSAER, Phil	05-06
OSTROW, Kyle	11-12
OUIMET, Francois	73-74

P

Player	Years
PAAVOLA, Jari	80-81, 81-82
PACHAL, Clayton	76-77, 77-78
PAETSCH, Nathan	03-04, 04-05, 05-06, 10-11
PAILLE, Daniel	04-05, 05-06, 06-07
PAGNUTTI, Rick	72-73, 73-74, 74-75, 75-76
PALMER, Chris	99-00
PAOLINI, Sam	03-04, 04-05, 05-06
PAPPIN, Jim	60-61, 61-62, 62-63, 63-64, 64-65, 65-66, 66-67, 67-68
PARDY, Adam	12-13
PARENT, Rich	95-96
PARILLO, Nick	01-02
PARIS, Drew	08-09
PARISE, J.P.	67-68
PARKER, Jeff	86-87, 87-88, 88-89
PARKER, Jonathan	11-12, 12-13, 13-14
PARKER, Mike	79-80
PARNHAM, Brett	08-09
PARRO, Dave	77-78, 78-79
PARSON, Mike	93-94
PASCALL, Brad	92-93, 93-94
PATRICK, Steve	81-82, 83-84
PAYETTE, Andre	99-00
PAYNE, Davis	93-94
PEARSON, Scott	95-96
PEDERSON, Ben	82-83
PELECH, Matt	14-15
PELECH, Michael	14-15
PELLETIER, Jean-Marc	05-06, 06-07
PERNO, Len	96-97
PERRAULT, Kelly	99-00
PERREAULT, Bob	56-57, 62-63, 65-66, 66-67, 67-68, 68-69
PERSON, RYAN	01-02
PERSSON, Dennis	11-12
PETERS, Andrew	00-01, 01-02, 02-03, 10-11
PETERS, Anthony	14-15
PETERS, Geoff	01-02, 03-04, 04-05
PETIZIAN, Alex	09-10, 10-11
PETRECKI, Nick	13-14, 14-15
PETRENKO, Sergei	93-94, 94-95
PETTIE, Jim	76-77, 77-78, 78-79
PIERCE, Matt	10-11
PITTIS, Domenic	98-99, 99-00, 03-04
PLANTE, Tyler	07-08, 08-09, 09-10, 10-11
POILE, David	70-71
POMINVILLE, Jason	02-03, 03-04, 04-05, 05-06
POPIEL, Paul	71-72
PORTER, Kevin	12-13, 13-14
PRAPAVESSIS, Matt	14-15, 15-16
PRICE, Noel	56-57, 57-58
PRICE, Pat	77-78
PRIESTLAY, Ken	85-86, 86-87, 87-88, 88-89, 89-90
PRIMEAU, Wayne	95-96, 96-97
PRITCHARD, Andy	91-92
PUPPA, Daren	85-86, 86-87, 87-88, 91-92
PYATT, Taylor	01-02
PYE, Bill	91-92, 92-93, 93-94
PYSYK, Mark	12-13, 13-14, 14-15, 15-16



R

Player	Years
RAMSEY, Wayne	79-80
RANDO, Joe	77-78, 78-79
RANK, Kyle	10-11
RANKIN, Evan	11-12, 12-13, 14-15
RASMUSSEN, Erik	97-98, 98-99
RATCHUK, Peter	02-03
RATHWELL, Jake	73-74, 74-75
RAY, Robert	88-89, 89-90, 90-91
RAYMOND, Eric	94-95
REAUME, Marc	65-66, 67-68, 68-69, 70-71
REDAHL, Gordie	58-59, 66-67
REECE, Dave	74-75, 76-77
REEKIE, Joe	85-86, 86-87, 88-89
REILLY, Tom	71-72
REID, Brodie	14-15
REIN, Kenton	88-89
REINHART, Sam	14-15
REMACKEL, Chad	97-98
RENAUD, Chris	84-85
RENAUD, Mark	83-84, 84-85
REPIK, Michal	08-09, 09-10, 10-11
REYNOLDS, Scott	10-11
RICCI, Scott	99-00, 03-04
RICHARD, Jacques	79-80
RICHARDS, Pete	87-88
RIPLEY, Tim	75-76
RISSMILLER, Patrick	10-11, 12-13
RISTAU, Andy	85-86, 86-87
RISTOLAINEN, Rasmus	13-14
RITSON, Joe	02-03
RIZZUTO, Garth	70-71, 71-72
ROBAK, Colby	10-11, 15-16
ROBERGE, Serge	95-96
ROBERT, Rene	69-70
ROBERTSON, Fraser	72-73
ROBERTSON, Geordie	79-80, 80-81, 81-82, 82-83, 83-84, 84-85, 88-89
ROBERTSON, Torrie	90-91
ROBINSON, Jody	02-03
ROBINSON, Mark	80-81, 81-82
ROBINS, Bobby	07-08
RODINE, Dmitiri	97-98
RODRIGUES, Evan	15-16
ROHLOFF, Todd	04-05
ROLOSON, Dwayne	98-99
ROMBOUGH, Lorne	72-73
RONAN, Ed	96-97
ROUSSEAU, Bob	58-59
ROUSSEAU, Dunc	74-75, 75-76
ROUSSEAU, Guy	58-59, 59-60, 60-61
ROY, Derek	03-04, 04-05, 05-06
ROY, Frederick	12-13, 13-14
ROY, Mathieu	09-10
ROY, Mathieu	08-09
RUBACHUK, Brad	91-92, 92-93, 93-94
RUCHTY, Matt	97-98
RUETER, Dirk	82-83, 83-84, 84-85
RUFF, Lindy	91-92

R continued

Player	Years
RUHWEDDEL, Chad	13-14, 14-15, 15-16
RUPP, Duane	63-64, 64-65, 65-66, 66-67, 75-76, 76-77
RUSHFORTH, Paul	94-95, 96-97
RYAN, Michael	03-04, 04-05, 05-06, 06-07, 11-12

S

Player	Years
SALAK, Alexander	09-10
SAMUELS-THOMAS, Jordan	14-15
SANGUINETTI, Bobby	15-16
SARICH, Cory	98-99, 99-00
SARNER, Craig	74-75
SAUNDERS, Bill	59-60, 60-61
SAUVE, Jean Francois	79-80, 80-81, 81-82, 82-83
SAVAGE, Joel	89-90, 90-91, 91-92, 92-93
SAVARD, Andre	79-80
SCHALLER, Tim	13-14, 14-15, 15-16
SCHAMEHORN, Kevin	80-81
SCHELLA, John	70-71
SCHIESTEL, Drew	11-12, 12-13
SCHMAUTZ, Bob	71-72
SCHMIDT, Doug	02-03
SCHNEIDER, Cole	15-16
SCHNEIDER, Eric	01-02
SCHOCK, Ron	79-80
SCHOFIELD, Rick	12-13
SCHULTZ, Dave	79-80
SCHULZ, David	09-10
SDAO, Michael	15-16
SEBEK, Venci	81-82, 83-84
SECORD, Al	78-79
SEGUIN, Dan	70-71, 71-72
SEITZ, Dave	96-97, 97-98
SEILING, Rod	62-63, 63-64
SEJBA, Jiri	90-91, 91-92
SEKERA, Andrej	06-07, 07-08
SELLECK, Eric	10-11
SEMENOV, Alexei	05-06, 06-07
SERVISS, Tom	70-71
SHACK, Ed	65-66
SHAMANSKI, Steven	14-15
SHANAHAN, Sean	77-78
SHANNON, Darrin	89-90, 90-91
SHANTZ, David	06-07, 07-08, 08-09
SHAW, Harry	74-75, 75-76, 76-77
SHEPPARD, Ray	86-87, 89-90
SHEPPARD, Scott	04-05, 05-06
SHIELDS, Steve	94-95, 95-96, 96-97, 97-98
SHMYR, Ryan	01-02
SHOEBOTTOM, Bruce	92-93, 94-95
SHUPE, Bob	68-69
SILLERS, Gerry	68-69, 69-70, 70-71, 72-73
SIMMONS, Al	74-75, 75-76
SIMMONS, Don	61-62, 62-63
SIMON, Todd	92-93, 93-94, 94-95
SIMS, Al	75-76, 76-77, 77-78, 78-79
SIRKKA, Jeff	92-93



S continued

Player	Years
SKUDRA, Peter	00-01
SLY, Darryl	60-61, 61-62, 62-63, 63-64, 64-65, 65-66, 66-67, 67-68, 70-71, 72-73, 73-74
SMITH, Al	68-69
SMITH, Barry	75-76, 76-77, 77-78, 78-79, 79-80
SMITH, Bill	61-62
SMITH, Brandon	04-05, 05-06, 06-07
SMITH, Don	03-04
SMITH, Doug	86-87
SMITH, Gary	64-65, 65-66, 66-67
SMITH, Jack	75-76
SMITH, Mike	92-93
SMITH, Steve	88-89, 89-90, 90-91, 91-92
SMRKE, Stan	57-58, 59-60, 60-61, 61-62, 62-63, 63-64, 64-65, 65-66, 66-67
SNEDDON, Bob	73-74, 74-75
SNELL, Chris	91-92, 92-93
SNELL, Ron	75-76
SOBCHUK, Gene	72-73
SOBERSTROM, Tommy	96-97
SOBLE, Ken	81-82
SONGIN, Tom	78-79
SORENSEN, Kelly	93-94
SPRANGE, Wally	69-70
SPRUKTS, Janis	06-07, 08-09
ST. JAMES, Tom	83-84
STACHNIAK, Pat	01-02
STAFFORD, Drew	06-07
STANFIELD, Jack	69-70, 70-71, 71-72
STAUBER, Robb	95-96
STEINER, Daniel	09-10
STEMKOWSKI, Peter	63-64, 64-65, 65-66
STEWERT, Michael	96-97
STEWART, Anthony	05-06, 06-07, 07-08
STEWART, Bill	79-80, 80-81
STEWART, Karl	08-09
STEWART, Ralph	70-71
STIRLING, Steve	74-75, 75-76
STRATTON, Art	73-74
STROBEL, Eric	79-80
STUART, Colin	11-12
STURGEON, Peter	74-75, 75-76, 77-78
SUIKKANEN, Kai	81-82, 82-83, 83-84
SULZER, Alexander	13-14
SUNDHER, Kevin	12-13, 13-14, 14-15
SUORANIEMI, Kari	80-81, 81-82, 82-83
SUTHERLAND, Bill	58-59
SUTTON, Ken	89-90, 90-91
SUWEK, Richard	79-80, 80-81
SUZOR, Mark	78-79
SWANSON, Jeremy	05-06, 06-07
SWEENEY, Bill	68-69
SWEETLAND, Andrew	08-09, 09-10
SYLVESTER, Dean	98-99
SYVRET, Corey	09-10
SZCZECURA, Paul	11-12
SZYDLOWSKI, Shawn	11-12, 12-13

T

Player	Years
TAFFE, Jeff	09-10
TALLINDER, Henrik	01-02
TANNER, John	95-96
TARDIF, Jamie	13-14
TARDIF, Marc	96-97, 97-98
TARNASKY, Nick	09-10, 12-13
TASSONE, Matt	14-15
TAYLOR, Adam	06-07, 07-08
TAYLOR, Brent	70-71
TAYLOR, Chris	99-00, 00-01, 01-02, 02-03, 03-04, 04-05, 05-06, 09-10, 10-11
TAYLOR, Ted	67-68
TEZIKOV, Alexei	98-99
THELEN, AJ	09-10
THERRIEN, Gaston	80-81
THOMAS, Kahlil	99-00
THOMAS, Scott	92-93, 93-94, 94-95
THOMAS, Bill	10-11
THOMPSON, Bob	72-73
THORBURN, Chris	03-04, 04-05, 05-06
TIDEY, Alex	79-80
TIFU, Yannick	07-08
TIMMINS, Scott	10-11
TITANIC, Morris	79-80
TKACHUK, Grant	88-89
TKACZUK, Daniel	09-10
TOFFOLO, Mark	79-80, 80-81
TO POLL, Del	57-58
TOURNIER, Marc	86-87
TRAPP, Barry	62-63, 63-64
TRAPP, Doug	85-86, 86-87
TRAYNOR, Paul	99-00, 00-01
TREFILOV, Andrei	95-96, 97-98
TREMBLAY, Gilles	58-59
TREMBLAY, J.C.	58-59
TREMBLAY, Ray	78-79
TREMBLAY, Vince	84-85
TROPP, Corey	11-12, 12-13
TROVATO, Peter	04-05
TSYGUROV, Denis	93-94
TUMA, Martin	05-06, 06-07
TURKIEWICZ, Jim	79-80
TURNBULL, Travis	11-12
TURNER, Bob	56-57
TURNER, Dean	81-82
TUZZOLINO, Nick	13-14, 14-15

U

Player	Years
UBRIACO, Gene	60-61, 62-63
UCHEVATOV, Victor	05-06
ULLMARK, Linus	15-16
UNGER, Gary	66-67, 67-68


V

Player	Years
VAIVE, Rick	91-92
VALLIN, Ari	06-07
VAN BOXMEER, John	84-85
VAN DORP, Wayne	86-87, 88-89
VAN IMPE, Dick	57-58, 59-60, 60-61
VANDERMEER, Peter	97-98, 98-99
VANEK, Thomas	04-05
VanOENE, Darren	98-99, 99-00, 00-01, 01-02
VARADA, Vaclav	95-96, 96-97, 97-98
VARONE, Phil	11-12, 12-13, 13-14, 14-15, 15-16
VAYDIK, Greg	78-79
VERRET, Claude	83-84, 84-85, 85-86, 86-87
VIDMAR, Luka	13-14
VOAKES, Mark	11-12
VOLKOV, Mikhail	93-94, 94-95, 95-96

W

Player	Years
WAKALUK, Darcy	86-87, 87-88, 88-89, 89-90, 90-91
WALBY, Steffon	98-99
WALCOTT, Richie	93-94
WALKER, Steve	96-97
WALMSLEY, Ivan	59-60
WALSH, Ed	79-80
WALSH, Jim	79-80, 80-81, 81-82
WALTERS, Greg	96-97, 97-98, 98-99
WALTON, Bob	70-71, 71-72
WALTON, Mike	63-64, 65-66, 66-67, 78-79
WARD, Dixon	95-96
WARD, Ron	68-69, 70-71
WATSON, Barry	66-67, 68-69, 69-70
WEBER, Mike	07-08
WEIR, Wally	80-81
WELCH, Noah	06-07, 08-09
WELLS, Jack	69-70, 70-71
WENSINK, John	73-74, 76-77
WEST, Steve	78-79
WESTBROOKE, Don	70-71, 71-72
WESTERBY, Bob	95-96
WESTNER, Dave	71-72
WETHERILL, Darren	97-98
WETZEL, Carl	67-68
WHIDDEN, Bob	69-70
WHITE, Bill	59-60, 60-61, 61-62
WHITCOTTON, Dustin	99-00
WHITHAM, Shawn	88-89
WHITMORE, Derek	07-08, 11-12
WICHROWSKI, Mark	80-81, 81-82
WIEMER, Jim	81-82, 82-83, 83-84, 84-85, 94-95
WILCOX, Barry	71-72
WILCOX, Rollie	65-66
WILLIAMS, Tommy	56-57, 57-58, 58-59
WILLIAMSON, Brad	01-02
WILLIS, Hal	68-69
WILSON, Clay	09-10, 10-11
WILSON, Mike	95-96
WILSON, John	60-61

W continued

Player	Years
WILSON, Stu	15-16
WINCH, Jason	91-92, 92-93
WISTE, Jim	71-72
WOIT, Benny	56-57, 57-58
WOOD, Derek	97-98, 98-99
WOOD, George	68-69
WRIGHT, Shayne	94-95, 95-96, 96-97, 97-98

Y

Player	Years
YATES, Ross	85-86
YAKE, Terry	96-97
YORK, Mike	09-10
YOUNG, Howie	59-60, 69-70
YOUNG, Jason	92-93, 93-94, 94-95
YOUNG, John	93-94
YOUNGER, Stu	78-79

Z

Player	Years
ZAGRAPAN, Marek	06-07, 07-08
ZANUSSI, Joe	75-76, 76-77
ZANUTTO, Mike	97-98
ZAWATSKY, Ed	91-92
ZIGOMANIS, Mike	13-14
ZIMMERMAN, Lynn	67-68, 68-69, 70-71, 71-72, 72-73, 73-74
ZIMMERMAN, Sean	10-11
ZYTYNSKY, Taras	85-86

Red Bold indicates 2015-2016 Season Amerk players



BUFFALO SABRES





EXECUTIVE

Owner/Chief Executive Officer Terry Pegula
 President/Alternate Governor Russ Brandon
 VP of Administration Michael Gilbert
 Team Concierge/Executive Assistant Nadine Leone
 Executive Assistant Toni Addeo

HOCKEY DEPARTMENT

General Manager Tim Murray
 Assistant General Manager Mark Jakubowski
 Director of Scouting Rob Murphy
 Director of Amateur Scouting Greg Royce
 Assistant Director of Scouting Jerry Forton
 Director of European Scouting Anders Forsberg
 Director of Player Personnel Kevin Devine
 Pro Scouting Coordinator Graham Beamish
 Pro Scouts Jon Christiano, John Van Boxmeer, Jim Kovachik
 Head Amateur Scout Jeff Crisp
 Amateur Scouting Coordinator Austin Dunne
 Amateur Scouts Jan Axel-Alavaara, Keith Hendrickson,
 Brandon Jay, Yuri Khmylev, Seamus Kotyk, Paul Merritt,
 Teemu Numminen, Norm Poisson, Kevin Prendergast,
 Mike Rooney, Eric Weissman
 Coordinator of Analytic-Related Hockey Evaluation Jason Nightingale
 Head of Hockey Department IT Kyle Kiezbak
 Manager of Travel and Immigration Michael Birmingham
 Coordinator of Hockey Administration Brett Ruff
 Coordinator of Hockey Relations Jessica Kindron

COACHING STAFF

Head Coach Dan Bylsma
 Assistant Coaches Terry Murray, Bob Woods, Tom Ward
 Goaltending Coach Andrew Allen
 Video Coach Adam Nightingale

EQUIPMENT STAFF

Equipment Managers Dave Williams, Rip Simonick
 Assistant Equipment Manager George Babcock
 Equipment Assistant Keith Hayes

PLAYER DEVELOPMENT

Director of Player Development Jason Long
 Player Development Coaches Krys Barch,
 Randy Cunneynworth, Adam Mair

PERFORMANCE DEPARTMENT

Medical Director Les Bisson, M.D.
 Strength & Conditioning Coaches Ed Gannon, J.T. Allaire
 Head Athletic Trainer Rich Stinziano
 Assistant Athletic Trainer/Physical Therapist Michael Adesso
 Massage Therapist Chuck Garlow
 Acute Injury Management & Therapy Joe Collins
 Injury Prevention Sam Rosengarten
 Rehab & Development Dennis Miller

PERFORMANCE DEPARTMENT

Human Science Katy Tran Turner
 Dietitian & Sports Nutritionist Ashley Charlebois
 Applied Sports Scientists JoAnne Clubb, Dean Higham

MEDICAL STAFF

Head Team Physician Marc Fineberg, M.D.
 Team Physician William Hartrich, M.D.
 Team Dentist David Croglia, D.D.S.

LEGAL, FINANCE & ADMINISTRATION

VP of Legal Affairs David S. Zygaj
 Paralegal Kim Szymanoski
 Corporate Controller Kristin Zirnheld
 Accounting Managers Lynn Slanovich, Eric McGuire
 Accounting Manager - Special Projects Christine Ivansitz
 Payroll Manager Birgid Haensel
 Payroll Specialist Bianca Rodriguez
 Accounts Payable Coordinator Kim Binkley
 Senior Accountants Marilyn McCabe, Gabrielle Wilson
 Staff Accountant Maggie Stewart
 Accounting Clerk John Kolkowski

HUMAN RESOURCES

VP of Human Resources Christie Joseph
 Human Resources Generalists Holly Weiskerger, Erin Fierle
 Senior Human Resources Coordinator Terri O'Brien
 Human Resources Project Coordinator Gina Ferrentino
 Human Resources Assistant Amanda Westfall

BROADCAST

VP of Broadcasting Chrisanne Bellas
 TV Producer Joe Pinter
 TV Director Eric Grossman
 Production Manager Jason Wiese
 Broadcast Engineer Ray Riel
 Broadcast Team Rick Jeanneret (Play-by-Play),
 Rob Ray (Color), Dan Dunleavy (Play-by-Play/Reporter),
 Brian Duff (Studio Host), Brad May (Studio Analyst)

GAME PRESENTATION

Director of Game Presentation Kelsey Schneider
 Game Presentation Coordinator Kelsey Landers
 Videoboard Director/Editor Jeff Hill

MERCHANDISE

Director of Merchandise Mike Kaminska
 Merchandise Manager – Inventory Control Glenn Barker
 Merchandise Manager – Event Sales Jeff Smith
 Store Manager Theresa Cerabone
 Assistant Store Manager Dashawn Richardson
 Assistant Store Manager Jonathon Calarco





MARKETING

Database Marketing Manager..... Tom Matheny
Marketing Manager Cara Foligno
Content Marketing Manager Chris Ryndak
Content Marketing Coordinator Jourdon LaBarber

MEDIA & COMMUNITY RELATIONS

Director of Media Relations Chris Bandura
Manager of Media Relations Ian Ott
Coordinator of Media Relations Chris Dierken
Director of Community Relations/
President of Sabres Foundation Rich Jureller
Manager of Community Relations..... Teresa Belbas
Coordinator of Community Relations Nick Fearby
Youth Hockey Manager Ed Grudzinski
Team Photographer Bill Wippert
Director of Alumni Relations..... Larry Playfair

TICKET OPERATIONS

VP of Tickets & Service John Sinclair
Director of Ticket Operations Marty Maloney
Box Office Manager..... Paul Barker
Box Office Coordinator..... Gretchen Knott
Ticket Administrator Melissa Rugg
Ticket Sales Representatives..... Casey Jenkins, Greg Metzen
Senior Account Services Representative Roxanne Anderson
Account Services Representatives Melissa Eagen,
..... Andrew Maloney, Dan Ristine, Nate Shively
Receptionist Saralynn Ruhland

INFORMATION TECHNOLOGY

Director of Information Technology Todd Henzler
Advanced Support Specialist Nate Brozyna
IT Support Specialist Michael Walker

KEYBANK CENTER

VP of Arena Operations..... Stan Makowski, Jr.
Director of Arena Operations Beth Guiliani Gatto
Senior Event Manager Robert Neumann
Event Managers..... Laura Heltrick, Dave Kutter
Director of Security..... Marc Brenner
Director of Building Services..... Dennis Hooper
Technical Communications Managers
..... Mike Queeno, Trevor Ecklund
Chief Engineer..... Bruce Johnson
Engineers Mark Jeziorski, Paul Zolnowski
Maintenance Manager Brian Hall
Maintenance Crew..... Michael Destino,
..... Jason Sattelberg, Stephen Gore
Head Ice Technician Andrew Chamberlin
Utility Crew Supervisor Rashad Dukes
Utility Crew Gunnar Heintz, Will Labombard
Housekeeping Manager..... Rodney Bailey
Housekeeping..... James George, Nicole Vari
Operations Assistant..... Julie Krzyzanowski
Security Officers..... Aaron Acker, Mark Beckett, Jeremy Jackson,
..... Derek Jaworek, Roberto Juarbe, James McDuffie,
..... Joseph Mejak, Nicholas Szczepanski Amanda Szulist
..... Kyle Weaver, Don Wegrzynowski, Greg Wingerter,
..... Kenneth Alexander Wright-Vasquez
Parking Manager Sam Buffum
Parking Kevin Crowley

GENERAL INFORMATION

Telephone/Executive Offices..... (716) 855-4100
Home Arena..... KeyBank Center
Capacity..... 19,070





BUFFALO SABRES

REGULAR-SEASON SCHEDULE



2016-17 BUFFALO SABRES REGULAR SEASON SCHEDULE

2016 OCTOBER

SUN	MON	TUE	WED	THU	FRI	SAT
						1
2	3	4	5	6	7	8
9	10	11	12	13	14	15
16	17	18	19	20	21	22
23	24	25	26	27	28	29
30	31					

2016 NOVEMBER

SUN	MON	TUE	WED	THU	FRI	SAT
		1	2	3	4	5
6	7	8	9	10	11	12
13	14	15	16	17	18	19
20	21	22	23	24	25	26
27	28	29	30			

2016 DECEMBER

SUN	MON	TUE	WED	THU	FRI	SAT
					1	2
4	5	6	7	8	9	10
11	12	13	14	15	16	17
18	19	20	21	22	23	24
25	26	27	28	29	30	31

2017 JANUARY

SUN	MON	TUE	WED	THU	FRI	SAT
1	2	3	4	5	6	7
8	9	10	11	12	13	14
15	16	17	18	19	20	21
22	23	24	25	26	27	28
29	30	31				

2017 FEBRUARY

SUN	MON	TUE	WED	THU	FRI	SAT
			1	2	3	4
5	6	7	8	9	10	11
12	13	14	15	16	17	18
19	20	21	22	23	24	25
26	27	28				

2017 MARCH

SUN	MON	TUE	WED	THU	FRI	SAT
				1	2	3
5	6	7	8	9	10	11
12	13	14	15	16	17	18
19	20	21	22	23	24	25
26	27	28	29	30	31	

2017 APRIL

SUN	MON	TUE	WED	THU	FRI	SAT
						1
2	3	4	5	6	7	8
9	10	11	12	13	14	15
16	17	18	19	20	21	22
23	24	25	26	27	28	29
30						

Home Games
 Away Games




BUFFALO SABRES 2015-16 REGULAR SEASON STATS

POS	#	PLAYER	GP	G	A	P	+/-	PIM	PP	SH	GW	OT	S	%	TOI/G	SFT/G	FO%
C	90	Ryan O'Reilly	71	21	39	60	-16	8	8	1	2	1	157	13.4	21:44	25.8	56.5
C	15	Jack Eichel	81	24	32	56	-16	22	8	0	5	1	238	10.1	19:07	22.2	41
C	23	Sam Reinhart	79	23	19	42	-8	8	8	0	3	0	165	13.9	16:50	20.3	33.3
D	55	Rasmus Ristolainen	82	9	32	41	-21	33	4	0	1	0	202	4.5	1:16	31.4	-
L	9	Evander Kane	65	20	15	35	-14	91	2	1	3	0	271	7.4	21:02	23.9	50
R	12	Brian Gionta	79	12	21	33	-5	12	1	0	2	1	169	7.1	17:43	22.5	45
L	88	Jamie McGinn	63	14	13	27	-10	10	6	0	3	0	109	12.8	14:09	18	66.7
D	47	Zach Bogosian	64	7	17	24	-11	68	3	0	1	0	121	5.8	22:20	28.2	-
L	82	Marcus Foligno	75	10	13	23	4	79	0	2	2	0	81	12.3	13:11	18.5	25
L	26	Matt Moulson	81	8	13	21	-5	16	2	0	1	0	111	7.2	11:54	16	0
C	28	Zemgus Girgensons	71	7	11	18	0	20	1	0	1	1	110	6.4	15:02	20.3	45.7
L	22	Johan Larsson	74	10	7	17	-4	27	1	0	5	0	95	10.5	14:49	19.4	51.1
D	46	Cody Franson	59	4	13	17	-5	26	1	0	1	1	92	4.3	16:50	24	-
C	17	David Legwand	79	5	9	14	-4	14	0	1	0	0	61	8.2	9:42	14.3	45.9
D	29	Jake McCabe	77	4	10	14	6	51	0	0	0	0	62	6.5	19:07	26.2	0
L	44	Nicolas Deslauriers	70	6	6	12	-14	59	0	0	1	0	72	8.3	10:19	14.3	0
D	4	Josh Gorges	77	2	10	12	-7	72	0	0	0	0	57	3.5	20:27	28.7	-
C	63	Tyler Ennis	23	3	8	11	-9	11	2	0	0	0	57	5.3	18:04	21	100
D	3	Mark Pysyk	55	1	10	11	-1	32	0	0	0	0	44	2.3	15:54	23.2	-
C	19	Cal O'Reilly	20	3	4	7	-1	2	1	0	1	0	10	30	11:10	14.4	54.1
D	6	Mike Weber	35	1	4	5	3	32	0	0	0	0	28	3.6	15:54	22.9	-
D	25	Carlo Colaiacovo	36	1	4	5	-11	10	0	0	0	0	29	3.4	14:28	21.3	-
D	34	Casey Nelson	7	0	4	4	1	8	0	0	0	0	5	0	14:49	23.1	-
C	59	Tim Schaller	17	1	2	3	3	2	0	1	1	0	18	5.6	8:19	13.3	35.4
R	52	Hudson Fasching	7	1	1	2	2	4	0	0	0	0	9	11.1	11:31	16	-
C	71	Evan Rodrigues	2	1	1	2	2	0	0	0	0	0	8	12.5	11:45	16	-
C	84	Philip Varone	5	1	1	2	1	2	0	0	0	0	2	50	8:18	13	66.7
D	5	Chad Ruhwedel	1	0	0	0	0	2	0	0	0	0	1	0	15:30	23	-
L	10	Cole Schneider	2	0	0	0	0	0	0	0	0	0	5	0	12:37	15	-
C	43	Dan Catenacci	11	0	0	0	-2	0	0	0	0	0	7	0	8:44	11.8	100
R	56	Justin Bailey	8	0	0	0	-2	2	0	0	0	0	22	0	11:36	14.4	-

POS	#	PLAYER	GP	MIN	W	L	OT	SV	GA	GAA	SV%	SO
G	31	Chad Johnson	45	2591:05	22	16	4	1270	102	2.36	.920	1
G	35	Linus Ullmark	20	1130:40	8	10	2	565	49	2.60	.913	0
G	40	Robin Lehner	21	1164:05	5	9	5	634	48	2.47	.924	1
G	33	Jason Kasdorf	1	60:00	0	1	0	30	4	4.00	.867	0




RECORD WHEN A PLAYER RECORDS A GOAL/ASSIST/POINT/MULTI-POINT GAME

PLAYER	IN LINEUP	GOAL	ASSIST	POINT	MULTI-POINT	2 PTS	3 PTS	4 PTS	5 PTS
Bailey	3-4-1	0-0-0	0-0-0	0-0-0	0-0-0	-	-	-	-
Bogosian	26-28-10	2-1-3	7-7-1	8-7-3	3-1-1	4	1	-	-
Catenacci	3-5-3	0-0-0	0-0-0	0-0-0	0-0-0	-	-	-	-
Colaiaacovo	15-15-6	1-0-0	3-1-0	4-1-0	0-0-0	-	-	-	-
Deslauriers	29-30-11	3-3-0	5-1-0	8-4-0	0-0-0	-	-	-	-
Eichel	35-35-11	13-6-1	15-8-4	24-14-4	8-3-1	11	-	1	-
Ennis	8-12-3	1-2-0	4-4-0	5-5-0	0-1-0	1	-	-	-
Fasching	5-1-1	1-0-0	1-0-0	2-0-0	0-0-0	-	-	-	-
Foligno	33-33-9	8-0-1	8-4-0	14-4-1	2-0-0	-	2	-	-
Franson	24-28-7	3-0-1	7-4-0	9-4-1	2-1-0	3	-	-	-
Gionta	34-34-11	5-6-0	12-5-3	16-10-3	3-1-0	4	-	-	-
Girgensons	32-29-10	2-3-1	7-2-2	9-4-2	0-2-1	3	-	-	-
Gorges	32-34-11	2-0-0	6-3-1	8-3-1	0-0-0	-	-	-	-
Kane	25-32-8	12-3-2	10-2-1	19-5-3	7-0-1	8	-	-	-
Larsson	30-33-11	7-1-1	4-0-1	11-1-2	2-0-1	3	-	-	-
Legwand	34-34-11	3-2-0	6-2-1	9-4-1	0-0-0	-	-	-	-
McCabe	35-32-10	2-1-1	7-2-1	9-3-2	0-0-0	-	-	-	-
McGinn	25-31-7	11-2-0	5-4-2	15-6-2	4-0-0	4	-	-	-
Moulson	35-35-11	4-2-2	5-5-2	8-7-4	1-0-0	-	1	-	-
Nelson	5-1-1	0-0-0	1-1-1	1-1-1	0-0-1	1	-	-	-
C. O'Reilly	10-6-4	1-0-1	3-0-1	4-0-2	1-0-0	1	-	-	-
R. O'Reilly	31-31-9	8-7-4	18-9-5	21-15-8	7-4-1	9	3	-	-
Psyk	25-22-8	1-0-0	5-2-3	6-2-3	0-0-0	-	-	-	-
Reinhart	34-33-11	9-6-3	11-4-3	17-10-6	6-1-0	6	1	-	-
Ristolainen	35-36-11	5-1-0	14-8-5	18-9-5	4-2-1	5	2	-	-
Rodrigues	1-1-0	1-0-0	1-0-0	1-0-0	1-0-0	1	-	-	-
Ruhwedel	1-0-0	0-0-0	0-0-0	0-0-0	0-0-0	-	-	-	-
Schaller	9-8-0	1-0-0	1-1-0	2-1-0	0-0-0	-	-	-	-
Schneider	1-1-0	0-0-0	0-0-0	0-0-0	0-0-0	-	-	-	-
Varone	3-2-0	1-0-0	1-0-0	2-0-0	0-0-0	-	-	-	-
Weber	12-21-2	0-1-0	3-1-0	3-2-0	0-0-0	-	-	-	-

INDIVIDUAL LEADERS

CATEGORY	PLAYERS
Points:	R. O'REILLY (60), J. EICHEL (56), S. REINHART (42)
Goals:	J. EICHEL (24), S. REINHART (23), R. O'REILLY (21)
Assists:	R. O'REILLY (39), R. RISTOLAINEN (32), J. EICHEL (32)
PP Goals:	R. O'REILLY (8), S. REINHART (8), J. EICHEL (8)
SH Goals:	M. FOLIGNO (2), FOUR TIED (1)
GW Goals:	J. LARSSON (5), J. EICHEL (5), THREE TIED (3)
3+ Goals:	S. REINHART(1), R. RISTOLAINEN(1)
PIM:	E. KANE (91), M. FOLIGNO (79), J. GORGES (72)
Shots:	E. KANE (271), J. EICHEL (238), R. RISTOLAINEN (202)
+/-:	J. McCABE (+6), M. FOLIGNO (+4), T. SCHALLER (+3)




TEAM RECORDS

Overall record:	35-36-11	OT Record - This Season:	6-11
Home record:	16-19-6	OT Record - Franchise:	169-163-215
Road record:	19-17-5	Shootout Record - This Season:	2-7
1-Goal Games:	16-14-11	Shootout Record - Franchise:	67-58
2-Goal Games:	8-8	Outshooting opponent:	12-19-4
3-Goal Games:	11-14	Outshot by opponent:	23-17-6
Scoring first:	21-10-4	Even shots:	0-0-1
Opponent scoring first:	14-26-7	vs. Atlantic:	11-14-5
Leading after 1 period:	16-4-3	vs. Metropolitan:	12-11-1
Trailing after 1 period:	6-16-7	vs. EASTERN CONFERENCE:	23-25-6
Tied after 1 period:	13-16-1	vs. Central:	5-6-3
Leading after 2 periods:	22-3-2	vs. Pacific:	7-5-2
Trailing after 2 periods:	7-28-5	vs. WESTERN CONFERENCE:	12-11-5
Tied after 2 periods:	6-5-4		

RECORD WHEN SCORING POWER-PLAY GOALS

0 PPG	1 PPG	2 PPG	3+ PPG
17-22-7 (.446)	15-9-1 (.620)	2-5-3 (.350)	1-0-0 (1.000)

RECORD WHEN ALLOWING POWER-PLAY GOALS

0 PPG	1 PPG	2 PPG	3+ PPG
24-20-5 (.541)	9-14-5 (.411)	2-2-1 (.500)	0-0-0 (.000)

RECORD BY DAY OF THE WEEK

Sunday	Monday	Tuesday	Wednesday	Thursday	Friday	Saturday
3-2-0 (.600)	4-5-0 (.444)	6-5-4 (.533)	2-4-1 (.357)	4-8-2 (.357)	7-5-0 (.583)	9-7-4 (.550)

RECORD BY MONTH

October	November	December	January	February	March	April
4-7-0 (.364)	6-5-2 (.538)	5-7-2 (.429)	5-7-0 (.417)	5-5-3 (.500)	7-4-4 (.600)	3-1-0 (.750)


GOALS BY PERIOD

	1	2	3	OT	T	AVG
Buffalo Sabres:	49	64	82	4	199	(2.4 avg.)
Opponents:	52	81	78	4	215	(2.6 avg.)

SHOTS BY PERIOD

	1	2	3	OT	T	AVG
Buffalo Sabres:	748	874	752	44	2,418	(29.5 avg.)
Opponents:	735	905	829	42	2,511	(30.6 avg.)

POWER PLAY

	G	ATT	%
Overall:	48	254	18.9 (T-11th NHL)
Home:	27	135	20.0 (12th NHL)
Road:	21	119	17.6 (17th NHL)

6 Shorthanded Goals Allowed (T-15th NHL)

PENALTY KILLING

	G	ATT	%
Overall:	38	218	82.6 (9th NHL)
Home:	16	102	84.3 (8th NHL)
Road:	22	116	81.0 (16th NHL)

6 Shorthanded Goals Scored (T-15th NHL)

PENALTIES

	GP	MIN	AVG/RANK
Overall:	82	749	9.1 (10th NHL)

GOAL SITUATIONS

SITUATION	FOR	AGAINST
5-on-5:	121	149
5-on-4:	47	6
5-on-3:	0	0
4-on-4:	2	5
4-on-3:	0	0
3-on-3:	4	2
3-on-4:	0	1
3-on-5:	0	1
4-on-5:	6	35
Empty Net:	13	12
Penalty Shots:	1	1

Total: **199** **215**
SHOOTOUT

SHOOTER	G/S	%	GDG
Sam Reinhart	1/2	50.0	1
Matt Moulson	1/3	33.3	1
Tyler Ennis	1/3	33.3	0
Jack Eichel	1/6	16.7	0
Brian Gionta	0/1	0.0	0
Ryan O'Reilly	0/6	0.0	0
Evander Kane	0/4	0.0	0
Marcus Foligno	0/1	0.0	0
Zemgus Girgensons	0/1	0.0	0

GOALTENDER	REC.	G/S	%
Chad Johnson	2-3	5/15	.667
Linus Ullmark	0-2	2/6	.667
Robin Lehner	0-2	4/6	.333

POWER PLAY

PLAYER	G	A	P
Ryan O'Reilly	8	14	22
Jack Eichel	8	13	21
Rasmus Ristolainen	4	17	21
Sam Reinhart	8	2	10
Matt Moulson	2	5	7
Cody Franson	1	6	7
Zach Bogosian	3	3	6
Evander Kane	2	4	6
Brian Gionta	1	5	6
Tyler Ennis	2	2	4
Johan Larsson	1	3	4
Zemgus Girgensons	1	1	2
Cal O'Reilly	1	1	2
Marcus Foligno	0	2	2
Casey Nelson	0	2	2
Carlo Colaiacovo	0	1	1
David Legwand	0	1	1
Mark Pysyk	0	1	1

SHORTHANDED

PLAYER	G	A	P
Marcus Foligno	2	0	2
David Legwand	1	1	2
Evander Kane	1	0	1
Ryan O'Reilly	1	0	1
Tim Schaller	1	0	1
Zach Bogosian	0	1	1
Zemgus Girgensons	0	1	1
Mark Pysyk	0	1	1





1970

PLAYER	RD.	NO.	POS.	AMATEUR TEAM
Perreault, Gilbert	1	1	C	Montreal Jr. Canadiens
Deadmarsh, Butch	2	15	LW	Brandon Wheat Kings
Cuddie, Steve	3	29	D	Toronto Marlboros
Wyrozub, Randy	4	43	C	Edmonton Oil Kings
Morton, Mike	5	57	F	Shawinigan Bruins
Keeler, Tim	6	71	D	Niagara Falls Flyers
Regan, Tim	7	84	G	Boston University
Rombough, Doug	8	97	C	St. Catharines Black Hawks
Nadeau, Luc	9	107	C	Drummondville Rangers

1971

PLAYER	RD.	NO.	POS.	AMATEUR TEAM
Martin, Richard	1	5	LW	Montreal Jr. Canadiens
Ramsay, Craig	2	19	LW	Peterborough TPT's
Hajt, Bill	3	33	D	Saskatoon Blades
Richer, Robert	4	47	C	Three Rivers Dukes
Warr, Steve	5	61	D	Clarkson University
Duguay, Pierre	6	75	C	Quebec Remparts

1972

PLAYER	RD.	NO.	POS.	AMATEUR TEAM
Schoenfeld, Jim	1	5	D	Niagara Falls Flyers
Carriere, Larry	2	25	D	Loyola Univ. (Montreal)
McMasters, Jim	3	37	D	Calgary Centennials
Campeau, Richard	4	53	D	Sorel Black Hawks
Gratton, Gilles	5	69	G	Oshawa Generals
McNab, Peter	6	85	RW	University of Denver

1973

PLAYER	RD.	NO.	POS.	AMATEUR TEAM
Titanic, Morris	1	12	LW	Sudbury Wolves
Landry, Jean	2	28	D	Quebec Remparts
Deschamps, Andre	3	44	LW	Quebec Remparts
Dupuis, Yvon	4	60	LW	Quebec Remparts
Smulders, Bob	5	76	RW	Peterborough TPT's
Korzack, Neil	6	92	RW	Peterborough TPT's
Young, Bob	7	108	D	University of Denver
O'Connell, Tim	8	124	RW	University of Vermont

1974

PLAYER	RD.	NO.	POS.	AMATEUR TEAM
Fogolin, Lee	1	11	D	Oshawa Generals
Gare, Danny	2	29	RW	Calgary Centennials
Deziel, Michel	3	47	LW	Sorel Black Hawks
McIntosh, Paul	4	65	D	Peterborough TPT's
Lariviere, Gary	5	83	D	St. Catharines Black Hawks
Given, David	6	101	D	Brown University
Noreau, Bernard	7	119	RW	Laval National
Constantin, Charles	8	136	LW	Quebec Remparts





1974 CONTINUED

PLAYER	RD.	NO.	POS.	AMATEUR TEAM
Jodzio, Rick	9	153	LW	Hamilton Red Wings
Smith, Derek	10	168	C	Ottawa 67's
Tsujimoto, Taro	11	183	C	Tokyo Katanas
Geoffrion, Bob	12	196	LW	Cornwall Royals

1975

PLAYER	RD.	NO.	POS.	AMATEUR TEAM
Sauve, Bob	1	17	G	Laval National
Breitenbach, Ken	2	35	D	St. Catharines Black Hawks
Martin, Terry	3	44	LW	London Knights
McAdam, Gary	3	53	RW	St. Catharines Black Hawks
Neeld, Greg	4	71	D	Calgary Centennials
Edwards, Don	5	89	G	Kitchener Rangers
Minor, Jim	6	107	LW	Regina Pats
Rowe, Grant	7	125	D	Ottawa 67's
Tidey, Alex	8	143	RW	Lethbridge Broncos
Whitby, Andy	9	159	RW	Oshawa Generals
Moher, Len	10	174	G	University of Notre Dame

1976

PLAYER	RD.	NO.	POS.	AMATEUR TEAM
Kowal, Joe	2	33	LW	Hamilton Fincups
Maze, Henry	4	69	LW	Edmonton Oil Kings
Roscoe, Ron	5	87	D	Hamilton Fincups
Lemieux, Don	6	105	D	Three Rivers Draveurs

1977

PLAYER	RD.	NO.	POS.	AMATEUR TEAM
Seiling, Ric	1	14	RW	St. Catharines Fincups
Areschenkoff, Ron	2	32	C	Medicine Hat Tigers
Stewart, Bill	4	68	D	Niagara Falls Flyers
Sirois, Richard	5	86	G	Laval National
Ramsey, Wayne	6	104	D	Brandon Wheat Kings

1978

PLAYER	RD.	NO.	POS.	AMATEUR TEAM
Playfair, Larry	1	13	D	Portland Winter Hawks
McKegney, Tony	2	32	LW	Kingston Canadiens
McClanahan, Rob	3	49	LW	University of Minnesota
Gazdic, Mike	4	66	D	Sudbury Wolves
Ireland, Randy	5	82	G	Portland Winter Hawks
McGregor, Cam	6	99	LW	Cornwall Royals
Eastman, Dan	7	116	C	London Knights
Stroebel, Eric	8	133	C	University of Minnesota
O'Sullivan, Eugene	9	150	C	Calgary Wranglers





1979

PLAYER	RD.	NO.	POS.	AMATEUR TEAM
Ramsey, Mike	1	11	D	University of Minnesota
Ruff, Lindy	2	32	D	Lethbridge Broncos
Robinson, Mark	3	53	D	Victoria Cougars
Cloutier, Jacques	3	55	G	Three Rivers Draveurs
Hamel, Gilles	4	74	LW	Laval National
Haworth, Alan	5	95	C	Sherbrooke Beavers
Knickle, Rick	6	116	G	Brandon Wheat Kings

1980

PLAYER	RD.	NO.	POS.	AMATEUR TEAM
Patrick, Steve	1	20	RW	Brandon Wheat Kings
Moller, Mike	2	41	RW	Lethbridge Broncos
McKenna, Sean	3	56	RW	Sherbrooke Beavers
North, Jay	3	62	C	Jefferson (Minn.) H.S.
Wiemer, Jim	4	83	D	Peterborough Petes
Rueter, Dirk	5	104	D	Sault St. Marie Greyhounds
Naud, Daniel	6	125	D	Sorel Black Hawks
Paavola, Jari	7	146	G	T.P.S. (Finland)
Cunneyworth, Randy	8	167	C	Ottawa 67's
Beckon, Dave	9	188	C	Peterborough Petes
Bader, John	10	209	LW	Irondale (Minn.) H.S.

1981

PLAYER	RD.	NO.	POS.	AMATEUR TEAM
Dudacek, Jiri	1	17	RW	Czechoslovakia
Virta, Hannu	2	38	D	T.P.S. (Finland)
Aldred, Jim	3	59	LW	Kingston Canadiens
Chisholm, Colin	3	60	D	Calgary Wranglers
Eatough, Jeff	4	80	RW	Cornwall Royals
Wikberg, Anders	4	83	LW	Timra (Sweden)
Eivola, Mauri	5	101	C	T.P.S. (Finland)
Butorac, Ali	6	122	D	Ottawa 67's
Leime, Heikki	7	143	D	T.P.S. (Finland)
Orlando, Gates	8	164	C	Providence College
Sebek, Venci	9	185	D	Niagara Falls Flyers
Harper, Warren	10	206	RW	Prince Albert

1982

PLAYER	RD.	NO.	POS.	AMATEUR TEAM
Housley, Phil	1	6	D	South St. Paul (Minn.) H.S.
Cyr, Paul	1	9	LW	Victoria Cougars
Andreychuk, Dave	1	16	C	Oshawa Generals
Anderson, Mike	2	26	C	North St. Paul (Minn.) H.S.
Johansson, Jens	2	30	D	Pitea (Sweden)
Jutila, Timo	4	68	D	Tappara (Finland)
Hamilton, Jeff	4	79	C	Providence College
Logan, Bob	5	100	RW	West Island
Parker, Jeff	6	111	C	Mariner (Minn.) H.S.
Gustavsson, Jacob	6	121	G	Almtuna (Sweden)
Bishop, Alan	7	142	D	Niagara Falls Flyers
Verret, Claude	8	163	C	Three Rivers Draveurs
Norman, Rob	9	184	RW	Cornwall Royals
Craig, Mike	10	205	G	Billings Bighorns
Plankers, Jim	11	226	D	Cloquet (Minn.) H.S.





1983

PLAYER	RD.	NO.	POS.	AMATEUR TEAM
Barrasso, Tom	1	5	G	Acton-Boxborough H.S.
Lacombe, Normand	1	10	RW	Univ. of New Hampshire
Creighton, Adam	1	11	C	Ottawa 67's
Tucker, John	2	31	C	Kitchener Rangers
Hajdu, Richard	2	34	LW	Kamloops Jr. Oilers
Puppa, Daren	4	74	G	Kirkland Lake Intermediates
Meyer, Jayson	5	94	D	Regina Pats
Hofford, James	6	114	D	Windsor Spitfires
Ruutu, Christian	7	134	C	IFK, Helsinki (Finland)
McSween, Don	8	154	D	Redford (Mich.) Royals
Hoover, Tim	9	174	D	Sault St. Marie Greyhounds
Ferner, Mark	10	194	D	Kamloops Blazers
Krupp, Uwe	11	214	D	Kolner (West Germany)
Hamelin, Marc	12	234	G	Shawinigan Cataracts
Salfi, Kermit	12	235	LW	Northwood Prep H.S.

1984

PLAYER	RD.	NO.	POS.	AMATEUR TEAM
Andersson, Mikael	1	18	LW	Vastra Frolunda (Sweden)
Trapp, Doug	2	39	LW	Regina Pats
Sheppard, Ray	3	60	RW	Cornwall Royals
Halkidis, Bob	4	81	D	London Knights
Rampton, Joey	5	102	LW	Sault Ste. Marie Greyhounds
Gasseau, James	6	123	D	Drummondville
Wakaluk, Darcy	7	144	G	Kelowna Wings
Stambert, Orwar	8	165	D	Djurgardens (Sweden)
McKinnon, Brian	10	207	C	Ottawa 67's
Delcourt, Grant	11	228	RW	Kelowna Wings
Baker, Sean	12	249	LW	Seattle Breakers

1985

PLAYER	RD.	NO.	POS.	AMATEUR TEAM
Johansson, Calle	1	14	D	Vastra Frolunda (Sweden)
Hogue, Benoit	2	35	C	St. Jean Beavers
Gretzky, Keith	3	56	C	Windsor Compuware Spitfires
Moylan, Dave	4	77	D	Sudbury Wolves
Priestlay, Ken	5	98	C	Victoria Cougars
Reekie, Joe	6	119	D	Cornwall Royals
Matikainen, Petri	7	140	D	Sapko (Finland)
Kaese, Trent	8	161	RW	Lethbridge Broncos
Sejba, Jiri	9	182	LW	Dukla Jihlava (Czech.)
Sutton, Boyd	10	203	C	Stratford Jr. B
Larose, Guy	11	224	C	Guelph Platers
Baumgartner, Ken	12	245	D	Prince Albert Raiders





1986

PLAYER	RD.	NO.	POS.	AMATEUR TEAM
Anderson, Shawn	1	5	D	Team Canada
Brown, Greg	2	26	D	St. Marks H.S.
Corkum, Bob	3	47	RW	University of Maine
Kerr, Kevin	3	56	RW	Windsor Compuware Spitfires
Baseggio, David	4	68	D	Yale University
Rooney, Larry	5	89	D	Thayer
Baldris, Miguel	6	110	D	Shawinigan Cataracts
Hartman, Mike	7	131	RW	North Bay Centennials
Guay, Francois	8	152	LW	Laval Titans
Whitham, Shawn	9	173	D	Providence College
Rein, Kenton	10	194	G	Prince Albert Raiders
Arndt, Troy	11	215	D	Portland Winter Hawks
Capello, Jeff	S1	5	LW	University of Vermont
Cullen, John	S2	10	C	Boston University

1987

PLAYER	RD.	NO.	POS.	AMATEUR TEAM
Turgeon, Pierre	1	1	C	Granby Bisons
Miller, Brad	2	22	D	Regina Pats
MacVicar, Andrew	3	53	LW	Peterborough Petes
Bradley, John	4	84	G	New Hampton H.S.
Pergola, David	5	85	RW	Belmont Hill H.S.
Marshall, Chris	6	106	LW	Boston College H.S.
Flanigan, Paul	7	127	D	New Hampton H.S.
Dooley, Sean	8	148	D	Groton
Roberts, Tim	8	153	C	Deerfield Academy
Tkachuk, Grant	9	169	LW	Saskatoon Blades
Herbers, Ian	10	190	D	Swift Current Broncos
Littman, David	11	211	G	Boston College
MacIsaac, Allan	12	232	LW	Guelph Platers
Snuggerud, Dave	S1	1	LW	University of Minnesota
de Carle, Mike	S2	6	RW	Lake Superior St.

1988

PLAYER	RD.	NO.	POS.	AMATEUR TEAM
Savage, Joel	1	13	RW	Victoria Cougars
Loewen, Darcy	3	55	LW	Spokane Chiefs
Carney, Keith	4	76	D	Mt. St. Charles H.S.
Mogilny, Alexander	5	89	RW	ZSKA Moscow
Ray, Rob	5	97	LW	Cornwall Royals
Di Vita, David	6	106	D	Lake Superior State
McLaughlin, Mike	6	118	LW	Choate
Griffith, Mike	7	139	RW	Ottawa 67's
Ruoho, Daniel	8	160	D	Madison Memorial H.S.
Flaherty, Wade	9	181	G	Victoria Cougars
Nieman, Thomas	11	223	RW	Choate
Wallwork, Robert	12	244	C	Miami (Ohio) University
Davies, Clarke	S3	18	D	Ferris State University





1989

PLAYER	RD.	NO.	POS.	AMATEUR TEAM
Haller, Kevin	1	14	D	Regina Pats
Thomas, Scott	3	56	RW	Nichols (N.Y.) H.S.
MacDonald, Doug	4	77	C	University of Wisconsin
Sutton, Ken	5	98	D	Saskatoon Blades
Pye, Bill	6	107	G	Northern Michigan University
Barkley, Mike	6	119	RW	University of Maine
Plante, Derek	8	161	C	Cloquet (Minn.) H.S.
Audette, Donald	9	183	RW	Laval Titans
Astley, Mark	10	194	D	Lake Superior State
Nelson, John	10	203	C	Toronto Marlboros
Henderson, Todd	11	224	G	Thunder Bay
Bavis, Michael	12	245	RW	Cushing Academy
Boyce, Ian	S3	19	LW	University of Vermont

1990

PLAYER	RD.	NO.	POS.	AMATEUR TEAM
May, Brad	1	14	LW	Niagara Falls Thunder
McCarthy, Brian	4	82	C	Pingree H.S. (Mass.)
Smehlik, Richard	5	97	D	Vitkovice (Czech.)
Bojcun, Todd	5	100	G	Peterborough (OHL)
Pascall, Brad	5	103	D	University of North Dakota
Gordiouk, Viktor	7	142	LW	Krylja Sovetov
Nedoma, Milan	8	166	D	Zetor Brno (Czech.)
Winch, Jason	9	187	LW	Niagara Falls Thunder
Naud, Sylvain	10	208	RW	Laval Titans
Martin, Kenneth	11	229	LW	Belmont Hill (Mass.) H.S.
Rubachuk, Brad	12	250	C	Lethbridge Hurricanes
McFarlane, Shane	S3	24	C	University of North Dakota

1991

PLAYER	RD.	NO.	POS.	AMATEUR TEAM
Boucher, Philippe	1	13	D	Granby Bisons
Dawe, Jason	2	35	LW	Peterborough Petes
Young, Jason	3	57	LW	Sudbury Wolves
Ambroziak, Peter	4	72	LW	Ottawa 67's
Shields, Steve	5	101	G	Univ. of Michigan
O'Donnell, Sean	6	123	D	Sudbury Wolves
Holzinger, Brian	6	124	C	Detroit Red Wings Jr. A
Snell, Chris	7	145	D	Ottawa 67's
Kuntos, Jiri	8	162	D	Jihlava (Czech.)
Iob, Tony	9	189	LW	Sault St. Marie Greyhounds
Meany, Spencer	10	211	RW	St. Lawrence University
Volkov, Mihail	11	233	RW	Krylja (U.S.S.R.)
Smith, Mike	12	255	D	Lake Superior State
Steer, Jamie	S3	19	RW	Michigan Tech





1992

PLAYER	RD.	NO.	POS.	AMATEUR TEAM
Cooper, David	1	11	D	Medicine Hat (WHL)
Ciorny, Jozef	2	35	LW	Zvolen (Czech)
Steiner, Ondrej	3	59	C	Plzen (Czech)
Melanson, Dean	4	80	D	St. Hyacinthe (QMJHL)
Barnaby, Matthew	4	83	LW	Beauport (QMJHL)
Ketterer, Markus	5	107	G	Jokerit (Finland)
Khmylev, Yuri	5	108	LW	Krylja (CIS)
Rushforth, Paul	6	131	C	North Bay (OHL)
Tiltgen, Dean	8	179	C	Tri-City (WHL)
Simon, Todd	9	203	C	Niagara Falls (OHL)
Kowalsky, Rick	10	227	RW	Sault St. Marie (OHL)
Clancy, Chris	11	251	LW	Cornwall (OHL)

1993

PLAYER	RD.	NO.	POS.	AMATEUR TEAM
Tsygurov, Denis	2	38	D	Lada Togliatti (CIS)
Philpott, Ethan	3	64	RW	Phillips Andover Academy
Safarik, Richard	5	116	LW	Nitra (EUR)
Pozzo, Kevin	6	142	D	Moose Jaw (WHL)
Petrenko, Sergei	7	168	LW	Dynamo Moscow (CIS)
Barrie, Mike	8	194	C	Victoria (WHL)
Moore, Barrie	9	220	LW	Sudbury (OHL)
Davis, Chris	10	246	G	Calgary Royals (Tier 2)
Nichol, Scott	11	272	C	Portland (WHL)

1994

PLAYER	RD.	NO.	POS.	AMATEUR TEAM
Primeau, Wayne	1	17	C	Owen Sound (OHL)
Brown, Curtis	2	43	C	Moose Jaw (WHL)
Ndur, Rumun	3	69	D	Guelph (OHL)
Klimentiev, Sergei	5	121	D	Medicine Hat (WHL)
Benazic, Cal	6	147	D	Medicine Hat (WHL)
Plouffe, Steve	7	168	G	Granby (QMJHL)
Hnidy, Shane	7	173	D	Prince Albert (WHL)
Webb, Steve	7	176	RW	Peterborough (OHL)
Westerby, Bob	8	199	LW	Kamloops (WHL)
Millar, Craig	9	225	D	Swift Current (WHL)
Polak, Mark	10	251	C	Medicine Hat (WHL)
Wright, Shayne	11	277	D	Owen Sound (OHL)

1995

PLAYER	RD.	NO.	POS.	AMATEUR TEAM
McKee, Jay	1	14	D	Niagara Falls (OHL)
Biron, Martin	1	16	G	Beauport (QMJHL)
Dutiaume, Mark	2	42	LW	Brandon (WHL)
Sunderland, Mathieu	3	68	RW	Drummondville (QMJHL)
Davidson, Matt	4	94	RW	Portland (WHL)
Menhart, Marian	5	111	D	Litvinov (Czech)
Popp, Kevin	5	119	D	Seattle (WHL)
Bienvenue, Daniel	5	123	LW	Val d'Or (QMJHL)
Scott, Brian	7	172	C	Kitchener (OHL)
Zanutto, Mike	8	198	C	Oshawa (OHL)
Sklrac, Rob	9	224	LW	Kamloops (WHL)





1996

PLAYER	RD.	NO.	POS.	AMATEUR TEAM
Rasmussen, Erik	1	7	C/LW	University of Minnesota
Sarich, Cory	2	27	D	Saskatoon (WHL)
Van Oene, Darren	2	33	LW	Brandon (WHL)
Methot, Francois	3	54	C	St-Hyacinthe (QMJHL)
Walsh, Kurt	4	87	RW	Owen Sound (OHL)
Martone, Mike	4	106	D	Peterborough (OHL)
Tezиков, Alexei	5	115	D	Lada Togliatti (Russia)
Davis, Ryan	6	142	RW	Owen Sound (OHL)
Mortier, Darren	6	161	C	Sarnia (OHL)
Buhler, Scott	9	222	G	Medicine Hat (WHL)

1997

PLAYER	RD.	NO.	POS.	AMATEUR TEAM
Noronen, Mika	1	21	G	Tappara (Finland)
Tallinder, Henrik	2	48	D	AIK (Sweden)
Afinogenov, Maxim	3	69	RW	Dynamo (Russia)
Martin, Jeff	3	75	C	Windsor (OHL)
Theoret, Luc	4	101	D	Lethbridge (WHL)
DiRoberto, Torrey	5	128	C	Seattle (WHL)
Campbell, Brian	6	156	D	Ottawa (OHL)
Adduono, Jeremy	7	184	RW	Sudbury (OHL)
Piros, Kamil	8	212	C	Litvinov (Czech)
Kemp, Dylan	9	238	D	Lethbridge (WHL)

1998

PLAYER	RD.	NO.	POS.	AMATEUR TEAM
Kalinin, Dimitri	1	18	D	Traktor (Russia)
Peters, Andrew	2	34	LW	Oshawa (OHL)
Milley, Norman	2	47	RW	Sudbury (OHL)
Kristek, Jaroslav	2	50	RW	ZPS Zlin (Czech)
Pandolfo, Mike	3	77	LW	St. Sebastien's
Goldade, Aaron	5	137	C	Brandon (WHL)
Kotalik, Ales	6	164	RW	HC Ceske Budejovice (Czech)
Moran, Brad	7	191	C	Calgary (WHL)
Moravec, David	8	218	RW	HC Vitkovice (Czech)
Terglav, Edo	9	249	RW	Baie-Comeau (QMJHL)

1999

PLAYER	RD.	NO.	POS.	AMATEUR TEAM
Heisten, Barrett	1	20	LW	University of Maine
Bartovic, Milan	2	35	RW	Trencin (Slovakia)
Janik, Doug	2	55	D	University of Maine
Zigomanis, Michael	2	64	C	Kingston (OHL)
Preston, Tim	3	73	LW	Seattle (WHL)
Mosovsky, Karel	4	117	LW	Regina (WHL)
Miller, Ryan	5	138	G	Soo (NAHL)
Kinch, Matthew	5	146	D	Calgary (WHL)
Hyacinthe, Seneque	6	178	LW	Val D'Or (QMJHL)
Dececco, Bret	7	206	RW	Seattle (WHL)
Self, Brad	8	235	C	Peterborough (OHL)
Brunel, Craig	9	263	RW	Prince Albert (WHL)





2000

PLAYER	RD.	NO.	POS.	AMATEUR TEAM
Kriukov, Artem	1	15	C	Yaroslavl (Russia)
Decaire, Gerard	2	48	D	Seattle (WHL)
Rousseau, Ghyslain	4	111	G	Baie-Comeau (QMJHL)
Denisov, Denis	5	149	D	HC Moscow (Russia)
Bizyayev, Vasily	7	213	F	CSKA Jr. (Russia)
Gaustad, Paul	7	220	C/LW	Portland (WHL)
McMorrow, Sean	8	258	D	Kitchener (OHL)
Courtney, Ryan	9	277	LW	Windsor (OHL)

2001

PLAYER	RD.	NO.	POS.	AMATEUR TEAM
Novotny, Jiri	1	22	C	Budejovice (Czech)
Roy, Derek	2	32	C	Kitchener (OHL)
Thorburn, Chris	2	50	C	North Bay (OHL)
Pominville, Jason	2	55	RW	Shawinigan (QMJHL)
Vondrka, Michal	5	155	LW	Budejovice (Czech)
Aslund, Calle	8	234	D	Huddinge (Sweden)
Dubec, Marek	8	247	D	Vsefin (Slovakia)
Jorde, Ryan	9	279	D	Tri-City (WHL)

2002

PLAYER	RD.	NO.	POS.	AMATEUR TEAM
Ballard, Keith	1	11	D	University of Minnesota
Paille, Daniel	1	20	LW	Guelph (OHL)
Tessier, Michael	3	76	LW	Acadie-Bathurst (QMJHL)
Adams, John	3	82	D	Boston College
Hulva, Jakub	4	108	F	Citkovice (Czech)
Magers, Marty	4	121	G	Omaha (USHL)
Sheviev, Maxim	6	178	C	Elemash Elektorstal (Russia)
Hecl, Radoslav	7	208	D	Bratislava (Slovakia)
Wideman, Dennis	8	241	D	London (OHL)
Cizek, Martin	9	271	D	HC Slavia Praha (Czech)

2003

PLAYER	RD.	NO.	POS.	AMATEUR TEAM
Vanek, Thomas	1	5	LW	University of Minnesota
Fabry, Branislav	2	65	RW	Bratislava Jr. (Slovakia)
MacArthur, Clarke	3	74	LW	Medicine Hat (WHL)
Hejda, Jan	4	106	D	HC Slavia Praha (Czech)
Ezhov, Denis	4	114	D	Togliatti (Russia)
Morrow, Thomas	5	150	D	Des Moines (USHL)
Voroshinin, Pavel	6	172	D	Mississauga (OHL)
Paetsch, Nathan	7	202	D	Moose Jaw (WHL)
Weber, Jeff	8	235	G	Plymouth (OHL)
Martin, Louis-Phillippe	9	266	RW	Baie-Comeau (QMJHL)





2004

PLAYER	RD.	NO.	POS.	AMATEUR TEAM
Stafford, Drew	1	13	RW	University of North Dakota
Funk, Michael	2	43	D	Portland (WHL)
Sekera, Andrej	3	71	D	Trencin Jr. (Slovakia)
Valent, Michal	5	145	G	Martin Jr. (Slovakia)
Kaletka, Patrick	6	176	RW	Peterborough (OHL)
Mancari, Mark	7	207	RW	Ottawa (OHL)
Card, Mike	8	241	D	Kelowna (WHL)
Hunter, Dylan	9	273	LW	London (OHL)

2005

PLAYER	RD.	NO.	POS.	AMATEUR TEAM
Zagrapan, Marek	1	13	C	Chicoutimi (QMJHL)
Gogulla, Philippe	2	48	LW	Koln (Germany)
Gagnani, Marc-Andre	3	87	D	PEI (QMJHL)
Butler, Chris	4	96	D	Sioux City (USHL)
Gerbe, Nathan	5	142	C	US Under-18 (USDL)
Dennis, Adam	6	182	G	London (OHL)
Buravchikov, Vyacheslav	6	191	D	Krylya (Russia)
Generous, Matt	7	208	D	N.E. Jr. Falcons (EJHL)
Orpik, Andrew	7	227	D	Thayer Academy (USHSE)

2006

PLAYER	RD.	NO.	POS.	AMATEUR TEAM
Persson, Dennis	1	24	D	Vasteras Jr. (Sweden)
Enroth, Jhonas	2	46	G	Sodertalje (Sweden)
Weber, Mike	2	57	D	Windsor (OHL)
Schutz, Felix	4	117	C	Saint John (QMJHL)
Biega, Alex	5	147	D	Salisbury (USHS)
Breault, Benjamin	7	207	C	Baie Comeau (QMJHL)

2007

PLAYER	RD.	NO.	POS.	AMATEUR TEAM
Brennan, T.J.	2	31	D	St. John's (QMJHL)
Schiestel, Drew	2	59	D	Mississauga (OHL)
Tropp, Corey	3	89	F	Sioux Falls (USHL)
Eidsness, Bradley	5	139	G	Okotoks (AJHL)
Allard, Jean-Simon	5	147	C	St. John's (QMJHL)
Byron, Paul	6	179	C	Gatineau (QMJHL)
Eno, Nick	7	187	G	Green Mountain (EJHL)
MacKenzie, Drew	7	209	D	The Taft School (USHS)

2008

PLAYER	RD.	NO.	POS.	AMATEUR TEAM
Myers, Tyler	1	12	D	Kelowna (WHL)
Ennis, Tyler	1	26	LW	Medicine Hat (WHL)
Adam, Luke	2	44	LW	St. John's (WHL)
Fienhage, Cory	3	81	D	Eastview (USHS)
Jokinen, Justin	4	101	RW	Cloquet (USHS)
Southorn, Jordon	4	104	D	PEI (QMJHL)
Lagace, Jacob	5	134	LW	Chicoutimi (QMJHL)
Crawford, Nick	6	164	D	Saginaw (OHL)





2009

PLAYER	RD.	NO.	POS.	AMATEUR TEAM
Kassian, Zack	1	13	RW	Peterborough (OHL)
McNabb, Brayden	3	66	D	Kootenay (WHL)
Foligno, Marcus	4	104	LW	Sudbury (OHL)
Adams, Mark	5	134	D	Malden Catholic (USHS)
Knapp, Connor	6	164	G	Miami (CCHA)
Legault, Maxime	7	194	RW	Shawinigan (QMJHL)

2010

PLAYER	RD.	NO.	POS.	AMATEUR TEAM
Pysyk, Mark	1	23	D	Edmonton (WHL)
Gauthier-Leduc, Jerome	3	68	D	Rouyn-Noranda (QMJHL)
Sundher, Kevin	3	75	C	Chilliwack (WHL)
MacKenzie, Matt	3	83	D	Calgary (WHL)
Shiple, Steven	4	98	C	Owen Sound (OHL)
Sutch, Gregg	5	143	RW	Mississauga (OHL)
Henley, Cedrick	6	173	LW	Val d'Or (QMJHL)
Isackson, Christian	7	203	RW	St. Thomas (USHS)
Boychuk, Riley	7	208	LW	Portland (WHL)

2011

PLAYER	RD.	NO.	POS.	AMATEUR TEAM
Armia, Joel	1	16	RW	Assat (SM-liiga)
Catenacci, Daniel	3	77	C	Sault Ste. Marie (OHL)
Jacobs, Colin	4	107	C	Seattle (WHL)
Lepkowski, Alex	5	137	D	Barrie (OHL)
Lieuwen, Nathan	6	167	G	Kootenay (WHL)
Navin, Brad	7	197	C	Waupaca (USHS)

2012

PLAYER	RD.	NO.	POS.	AMATEUR TEAM
Grigorenko, Mikhail	1	12	C	Quebec (QMJHL)
Girgensons, Zemgus	1	14	C	Dubuque (USHL)
McCabe, Jake	2	44	D	Wisconsin (WCHA)
Kea, Justin	3	73	C	Saginaw (OHL)
Nelson, Logan	5	133	C	Victoria (WHL)
Ullmark, Linus	6	163	G	MODO Jr. (Sweden)
Austin, Brady	7	193	D	Belleville (OHL)
Peterson, Judd	7	204	C/RW	Duluth Marshall (USHS)

2013

PLAYER	RD.	NO.	POS.	AMATEUR TEAM
Ristolainen, Rasmus	1	8	D	TPS (SM-liiga)
Zadorov, Nikita	1	16	D	London (OHL)
Compher, J.T.	2	35	LW	US Under-18 (USHL)
Hurley, Connor	2	38	C	Edina (USHS)
Bailey, Justin	2	52	RW	Kitchener (OHL)
Baptiste, Nicholas	3	69	RW	Sudbury (OHL)
Petersen, Cal	5	129	G	Waterloo (USHL)
Possler, Gustav	5	130	RW	MODO Jr. (Sweden)
Florentino, Anthony	5	143	D	South Kent (USHS)
Malone, Sean	6	159	C	US Under-18 (USHL)
Locke, Eric	7	189	C	Saginaw (OHL)





2014

PLAYER	RD.	NO.	POS.	AMATEUR TEAM
Reinhart, Sam	1	2	C	Kootenay (WHL)
Lemieux, Brendan	2	31	LW	Barrie (OHL)
Cornel, Eric	2	44	C	Peterborough (OHL)
Karabacek, Vaclav	2	49	RW	Gatineau (QMJHL)
Johansson, Jonas	3	61	G	Brynäs Jr. (Sweden)
Martin, Brycen	3	74	D	Swift Current (WHL)
Willman, Maxwell	5	121	C	Williston-North Hampton (USHS)
Brown, Christopher	6	151	C	Cranbrook Kingswood (USHS)
Olofsson, Victor	7	181	RW	MODO Jr. (Sweden)

2015

PLAYER	RD.	NO.	POS.	AMATEUR TEAM
Eichel, Jack	1	2	C	Boston University (H-East)
Guhle, Brendan	2	51	D	Prince Albert (WHL)
Borgen, William	4	92	D	Moorhead (USHS)
Stephens, Devante	5	122	D	Kelowna (WHL)
Estephan, Giorgio	6	152	C	Lethbridge (WHL)
Chukarov, Ivan	7	182	D	Minnesota (NAHL)

2016

PLAYER	RD.	NO.	POS.	AMATEUR TEAM
Nylander, Alexander	1	8	LW	Mississauga (OHL)
Asplund, Rasmus	2	33	C	Farjestad (Sweden)
Pu, Cliff	3	69	RW	London (OHL)
Fitzgerald, Casey	3	86	D	Boston College (H-East)
Murray, Brett	4	99	LW	Carleton Place (CCHL)
Nyberg, Philip	5	129	D	Linköping Jr. (Sweden)
Budik, Vojtech	5	130	D	Prince Albert (WHL)
Hagel, Brandon	6	159	LW	Red Deer (WHL)
Osmanski, Austin	7	189	D	Mississauga (OHL)
Glotov, Vasily	7	190	C	Lvy St. Petersburg 2 (Russia)





HISTORY OF THE AFFILIATION EST. 1956



After three seasons with the Portland Pirates, the Buffalo Sabres renewed their affiliation with the Rochester Americans before the 2011-12 season. The 2016-17 season will mark the 35th season of affiliation between the Sabres and Amerks, one of the longest relationships between an NHL team and its AHL affiliate.

The Amerks are entering their historic 61st season in the American Hockey League and the team will once again be an essential pipeline for future Sabres stars. Last season, more than a dozen Amerks saw time with the Sabres, the most of any year since Buffalo's realignment with Rochester.

It was during the 1979-80 campaign that the two organizations first formed a professional hockey partnership. Billy Inglis was the first head coach of the Amerks during the affiliation. Future coaches would include Mike Keenan, Joe Crozier, Jim Schoenfeld, Don Lever, John Van Boxmeer, John Tortorella, Brian McCutcheon and Randy Cunneyworth. Both Keenan (New York Rangers, 1994) and Tortorella (Tampa Bay Lightning, 2004) went on to coach NHL teams to Stanley Cup victories.

In 34 years of affiliation, the Amerks have compiled a record of 1,316-1,094-265-25 in 2,700 regular season games and captured nine regular-season titles. During that period, the Amerks have captured three Calder Cup Championships (1983, 1987 and 1996) and have advanced to the Calder Cup Finals six times.

The Sabres and Pirates enjoyed a successful three-year affiliation (2008-09–2010-11), with the Pirates compiling a 131-79-16-13 overall record and a first-place finish in the Atlantic Division in 2010-11. During the three-year span, three Pirates players were named Dudley "Red" Garrett Memorial Award winners, an award given to the AHL's most outstanding rookie: Nathan Gerbe (2008-09), Tyler Ennis (2009-10) and Luke Adam (2010-11).

Besides the Sabres, the Amerks have been affiliated with the Montreal Canadiens, Toronto Maple Leafs, Boston Bruins, Vancouver Canucks and Florida Panthers.





AHL Affiliate of
the Buffalo Sabres

ELMIRA JACKALS





EXECUTIVE STAFF

Governor/President/GM Nate Cook
Director of Hockey Operations & Development Jared Abbott

OTHER STAFF

Vice President/Director of Sales & Graphics Bob Thomas
Head Coach Dave Leger
Player/Assistant Coach Mike Duco
Box Office Manager Morgan Finch
Senior Account Executive Mike Strobel
Account Executive Keith Cummings
Account Executive Oliver Francies
Art Director Danielle Alred
Group Sales/Community Relations Jess Rhodes
Broadcaster/Media Relations/Corporate Sales Lukas Favale
Administrator Amanda Arduini
Head Athletic Trainer Stuart Nichols
Equipment Manager Jeremy Holloway

Team Doctor Mathew Jackson, DO
Team Orthopedist Finger Lakes Orthopedics
Team Dentist Mark Roman, DDS

PRACTICE FACILITY

Arena Rec Rink
..... 155 North Main Street
..... Elmira, NY 14901
Telephone Number (607) 734-7825
Fax Number (607) 739-3766





ELMIRA JACKALS 2016-17

2016-17 SCHEDULE



2016-17 SCHEDULE

DATE:	VISITING TEAM:	at	HOME TEAM:	DATE:	VISITING TEAM:	at	HOME TEAM:
Fri, Oct. 15, 2016	Elmira	at	Reading	Sat, Jan. 21, 2017	Elmira	at	Manchester
Fri, Oct. 21, 2016	Norfolk	at	Elmira	Sun, Jan. 22, 2017	Elmira	at	Manchester
Sat, Oct. 22, 2016	Norfolk	at	Elmira	Wed, Jan. 25, 2017	Fort Wayne	at	Elmira
Tue, Oct. 25, 2016	Elmira	at	Adirondack	Fri, Jan. 27, 2017	Fort Wayne	at	Elmira
Fri, Oct. 28, 2016	Adirondack	at	Elmira	Sat, Jan. 28, 2017	Elmira	at	Adirondack
Sat, Oct. 29, 2016	Elmira	at	Adirondack	Sun, Jan. 29, 2017	Adirondack	at	Elmira
Thu, Nov. 3, 2016	Elmira	at	South Carolina	Thu, Feb. 2, 2017	Elmira	at	Brampton
Fri, Nov. 4, 2016	Elmira	at	Atlanta	Fri, Feb. 3, 2017	Elmira	at	Brampton
Sun, Nov. 6, 2016	Elmira	at	South Carolina	Sat, Feb. 4, 2017	Brampton	at	Elmira
Fri, Nov. 11, 2016	Brampton	at	Elmira	Wed, Feb. 8, 2017	Elmira	at	Cincinnati
Sat, Nov. 12, 2016	Brampton	at	Elmira	Fri, Feb. 10, 2017	Elmira	at	Cincinnati
Fri, Nov. 18, 2016	Elmira	at	Brampton	Sat, Feb. 11, 2017	Elmira	at	Quad City
Sat, Nov. 19, 2016	Brampton	at	Elmira	Sun, Feb. 12, 2017	Elmira	at	Quad City
Fri, Nov. 25, 2016	Reading	at	Elmira	Fri, Feb. 17, 2017	Reading	at	Elmira
Sat, Nov. 26, 2016	Manchester	at	Elmira	Sat, Feb. 18, 2017	Elmira	at	Reading
Sun, Nov. 27, 2016	Manchester	at	Elmira	Sun, Feb. 19, 2017	Elmira	at	Reading
Wed, Nov. 30, 2016	Kalamazoo	at	Elmira	Thu, Feb. 23, 2017	Alaska	at	Elmira
Fri, Dec. 2, 2016	Kalamazoo	at	Elmira	Fri, Feb. 24, 2017	Florida	at	Elmira
Sun, Dec. 4, 2016	Elmira	at	Brampton	Sat, Feb. 25, 2017	Florida	at	Elmira
Wed, Dec. 7, 2016	Elmira	at	Florida	Wed, Mar. 1, 2017	Manchester	at	Elmira
Fri, Dec. 9, 2016	Elmira	at	Florida	Fri, Mar. 3, 2017	Elmira	at	Norfolk
Sat, Dec. 10, 2016	Elmira	at	Florida	Sat, Mar. 4, 2017	Elmira	at	Norfolk
Fri, Dec. 16, 2016	Elmira	at	Manchester	Thu, Mar. 9, 2017	Norfolk	at	Elmira
Sat, Dec. 17, 2016	Elmira	at	Manchester	Fri, Mar. 10, 2017	Norfolk	at	Elmira
Thu, Dec. 22, 2016	Adirondack	at	Elmira	Sat, Mar. 11, 2017	Reading	at	Elmira
Fri, Dec. 23, 2016	Manchester	at	Elmira	Wed, Mar. 15, 2017	Wheeling	at	Elmira
Wed, Dec. 28, 2016	Elmira	at	Reading	Sat, Mar. 18, 2017	Brampton	at	Elmira
Fri, Dec. 30, 2016	Norfolk	at	Elmira	Sun, Mar. 19, 2017	Wheeling	at	Elmira
Sat, Dec. 31, 2016	Elmira	at	Wheeling	Fri, Mar. 24, 2017	Manchester	at	Elmira
Fri, Jan. 6, 2017	Elmira	at	Norfolk	Sat, Mar. 25, 2017	Manchester	at	Elmira
Sat, Jan. 7, 2017	Elmira	at	Norfolk	Sun, Mar. 26, 2017	Manchester	at	Elmira
Tue, Jan. 10, 2017	Elmira	at	Adirondack	Fri, Mar. 31, 2017	Elmira	at	Adirondack
Fri, Jan. 13, 2017	Reading	at	Elmira	Sat, Apr. 1, 2017	Elmira	at	Manchester
Sat, Jan. 14, 2017	Reading	at	Elmira	Sun, Apr. 2, 2017	Elmira	at	Manchester
Mon, Jan. 16, 2017	Elmira	at	Reading	Fri, Apr. 7, 2017	Adirondack	at	Elmira
Fri, Jan. 20, 2017	Elmira	at	Manchester	Sat, Apr. 8, 2017	Adirondack	at	Elmira



ELMIRA JACKALS 2016-17

REGULAR SEASON RECORDS



YEAR-BY-YEAR RECORD		HOME					AWAY					OVERALL					GF	GA	PTS
Season	GP	W	L	T	OT	SO	W	L	T	OT	SO	W	L	T	OT	SO			
2015-16	72	16	19	1	2-1	4-0	21	11	4	1-2	2-2	37	30	5	3-2	6-2	206	214	79
2014-15	72	19	14	3	5-0	1-3	13	19	4	0-0	1-4	32	33	7	5-0	2-7	186	217	71
2013-14	72	13	20	3	1-1	1-2	11	20	5	1-2	0-3	24	40	8	2-3	1-5	176	252	56
2012-13	72	22	10	4	3-2	1-2	18	15	3	1-2	2-2	40	25	7	4-3	4-4	247	220	87
2011-12	72	25	11	0	4-0	5-0	20	11	5	2-2	6-3	45	22	5	6-2	11-3	228	204	95
2010-11	72	17	14	5	0-4	0-1	15	16	5	0-3	1-2	32	30	10	0-7	1-3	249	264	74
2009-10	72	20	9	7	1-5	2-2	17	17	2	2-1	2-1	37	26	9	3-6	4-3	275	231	83
2008-09	72	20	11	5	2-1	1-4	19	15	2	1-1	2-1	39	26	7	3-2	3-5	235	232	85
2007-08	72	21	13	2	1-0	2-2	20	11	5	1-3	5-2	41	24	7	2-3	7-4	245	219	89

T – Includes Overtime and Shootout Losses

YEAR-BY-YEAR RESULTS

Season	Finished	Result
2016	4th, East	Out of Playoffs
2015	6th, East	Out of Playoffs
2014	3rd, Atlantic	Out of Playoffs
2013	2nd, Atlantic	Lost Conference Quarterfinals
2012	1st, Atlantic	Lost Conference Semifinals
2011	2nd, Atlantic	Lost Conference Quarterfinals
2010	1st, East	Lost Conference Quarterfinals
2009	3rd, North	Lost Division Finals
2008	2nd, North	Lost Division Semifinals

ALL-TIME RECORD VS. OTHER CLUBS

Team	W-L-T	Team	W-L-T	Team	W-L-T	Team	W-L-T
Adirondack	7-4-0	Florida	8-12-1	Manchester	5-6-0	South Carolina	8-12-3
Alaska	1-1-0	Fort Wayne	8-5-0	Missouri	0-0-0	Toledo	11-11-2
Allen	0-0-0	Greenville	8-3-2	Norfolk	4-3-1	Tulsa	0-0-0
Brampton	11-5-1	Gwinnett	16-8-1	Orlando	5-3-1	Utah	0-0-0
Cincinnati	23-14-6	Idaho	1-1-0	Quad City	0-0-0	Wheeling	45-32-12
Colorado	0-0-0	Indy	1-1-0	Rapid City	0-0-0	Wichita	1-0-0
Evansville	12-2-1	Kalamazoo	12-15-8	Reading	55-57-12		



PLAYERS

Most Points, Season	114	Tyler Donati, 2009-10
Most Points, Game	6	Justin Donati at Gwinnett, Nov. 14, 2009 Maxime Gratchev at Gwinnett, Nov. 14, 2009 Evan Barlow vs. Trenton, Oct. 14, 2011
Most Goals, Season	42	Justin Donati, 2009-10
Most Goals, Game	4	Michael Dubuc vs. Cincinnati, Oct. 16, 2010 Justin Donati at Gwinnett, Nov. 14, 2009
Most Assists, Season	76	Tyler Donati, 2009-10
Most Assists, Game	6	Maxime Gratchev at Gwinnett, Nov. 14, 2009
Most PIM, Season	250	Chaz Johnson, 2007-08
Most PIM, Game	39	Andrew Conboy at Brampton, Jan. 26, 2015

GOALTENDERS

Most Appearances	49	Joel Martin, 2007-08
Most Minutes	2,795	Joel Martin, 2007-08
Most Wins	27	Joel Martin, 2007-08
Most Losses	22	C.J. Motte, 2015-16
Most Overtime Losses	6	Travis Fullerton, 2014-15
Most Shots	1,309	Joel Martin, 2007-08
Most Saves	1,168	Joel Martin, 2007-08
Most Shutouts	3	Marc Cheverie, 2012-13
Lowest GAA	2.15	Dan LaCosta, 2007-08
Best Save Percentage	.932	Dan LaCosta, 2007-08

TEAM

Most Points	95	2011-12
Fewest Points	56	2013-14
Most Wins	45	2011-12
Fewest Wins	24	2013-14
Most Losses	40	2013-14
Fewest Losses	22	2011-12
Most Goals Scored	275	2009-10
Fewest Goals Against	204	2011-12
Most Penalty Minutes	1,840	2007-08

TEAM

Longest Winning Streak		
Overall	9	Dec. 17, 2011-Jan. 8, 2012
Home	8	Nov. 26, 2011-Jan. 8, 2012
Road	8	Jan. 22-Mar. 7, 2010
Longest Winless Streak		
Overall	11	Mar. 8-Apr. 12, 2014
Home	4	Nov. 24-Dec. 8, 2012
Most Shots	1,309	Joel Martin, 2007-08 Jan. 16-Feb. 16, 2011
Road	7	Feb. 15-Mar. 30, 2014 Dec. 20, 2013-Jan. 23, 2014

Regular Season Game Attendance Record - 4,325 vs. Trenton, Nov. 6, 2009
Postseason Game Attendance Record - 3,473 vs. Reading, Apr. 11, 2008

Regular Season Attendance Record - 131,797, 2009-10



ELMIRA JACKALS 2016-17

CLUB RECORDS



ALL-TIME PLAYOFF RECORD VS. OTHER CLUBS

	Series	W	L	GP	W	L	GF	GA	LAST MTG	RAD	RESULTS
Cincinnati	1	0	1	4	0	4	9	19	2009	DF	L 0-4
Florida	3	0	3	16	5	11	48	56	2013	CQF	L 2-4
Greenville	1	0	1	4	1	3	9	12	2011	CQF	L 1-3
Reading	2	1	1	11	5	6	32	29	2012	CQF	W 3-2
Trenton	1	1	0	7	4	3	27	20	2009	DSF	W 4-3

ALL-TIME PLAYOFF RECORD VS. OTHER CLUBS

Year	Round	Opponent	Result	GF	GA	OT
2013	CQF	FLORIDA	L 2-4	21	22	0-1
2012	CSF	FLORIDA	L 1-4	8	15	0-1
	CQF	READING	W 3-2	15	12	0-0
2011	CQF	GREENVILLE	L 1-3	9	12	0-1
2010	CQF	FLORIDA	L 2-3	19	19	0-0
2009	DF	CINCINNATI	L 0-4	9	19	0-0
	DSF	TRENTON	W 4-3	27	20	1-2
2008	DSF	READING	L 2-4	17	17	0-3



ELMIRA JACKALS 2016-17

REGULAR SEASON STATISTICS



2015-16 REGULAR SEASON STATISTICS

PLAYER	POS	GP	G	A	PTS	+/-	PIM	PP	PPA	SHG	SHA	GW	FG	IG	OT	UA	EN	SOG	SOA	SGW	SO%	SH	SH%
Cason Hohmann	F	59	20	37	57	16	16	2	9	0	0	3	4	1	0	0	0	3	4	2	75.0	149	13.4
Allan McPherson	F	47	19	30	49	20	18	3	4	1	2	4	1	4	0	1	1	0	1	0	0.0	158	12.0
Chris Langkow	F	69	13	34	47	-4	40	3	6	1	1	3	0	0	0	0	0	0	2	0	0.0	166	7.8
Jacob MacDonald	D	72	17	20	37	11	34	4	4	4	2	2	1	1	2	1	1	0	2	0	0.0	192	8.9
Tyler Currier	F	66	21	14	35	5	70	4	0	0	2	5	2	1	0	3	0	0	1	0	0.0	121	17.4
Zach Cohen (total)	F	65	14	18	32	-4	40	1	1	1	1	0	2	2	0	1	0	0	1	0	0.0	106	13.2
ELM	F	28	6	9	15	-6	16	0	0	1	0	0	0	1	0	0	0	0	0	0	0.0	45	13.3
Spiro Goulakos	D	54	7	24	31	12	103	5	4	0	0	0	1	1	0	0	0	0	0	0	0.0	114	6.1
Mike Seidel	F	54	13	17	30	-11	18	3	4	0	2	2	1	3	0	0	1	1	1	1	100.0	117	11.1
Colin Jacobs	F	63	14	15	29	-8	138	2	3	1	0	2	2	0	1	0	0	3	7	1	42.9	144	9.7
Justin Bernhardt	F	48	10	19	29	-13	47	3	7	0	0	2	2	0	0	0	0	1	3	0	33.3	102	9.8
Mark Bennett	F	54	9	14	23	5	12	0	2	0	0	2	3	1	0	2	0	0	0	0	0.0	85	10.6
Matt Garbowsky	F	33	7	14	21	4	13	0	2	0	0	0	2	2	0	0	0	0	1	0	0.0	87	8.0
Kyle Bushee	D	67	8	11	19	-17	26	4	3	0	0	1	1	1	0	0	0	0	0	0	0.0	150	5.3
Mike Bergin (total)	D	54	3	12	15	-1	63	1	2	0	1	0	0	1	0	0	0	0	0	0	0.0	61	4.9
ELM	D	36	7	9	16	-13	14	4	3	0	0	1	1	0	0	0	0	0	0	0	0.0	111	6.3
Kyle Stroh (total)	F	62	11	7	18	-14	20	1	0	0	0	3	4	0	0	0	0	1	2	1	50.0	130	8.5
ELM	F	25	5	1	6	-5	10	0	0	0	0	1	1	0	0	0	0	0	0	0	0.0	50	10.0
Nathan Oystrick	D	48	3	15	18	-21	33	0	9	0	0	1	1	1	0	0	0	0	0	0	0.0	103	2.9
Kevin Clare	D	54	3	11	14	3	14	0	4	0	1	0	1	0	0	0	1	1	3	1	33.3	66	4.5
Zach Tolkinen	D	44	1	10	11	-14	29	1	5	0	0	0	1	0	0	0	0	0	0	0	0.0	110	0.9
Scott Jacklin	F	16	5	5	10	-4	12	2	2	0	0	1	0	0	0	0	0	0	0	0	0.0	23	21.7
Guy LeBoeuf (total)	D	63	1	9	10	-5	32	0	0	0	0	1	0	0	0	0	0	0	0	0	0.0	61	1.6
ELM	D	43	1	8	9	3	19	0	0	0	0	1	0	0	0	0	0	0	0	0	0.0	50	2.0
Ian Young	D	29	3	6	9	6	8	0	0	0	0	0	0	0	0	0	0	0	0	0	0.0	45	6.7
Justin Kea	F	17	4	2	6	1	9	0	0	0	0	1	0	0	0	0	1	0	0	0	0.0	32	12.5
Nick Petrecki	D	14	0	6	6	11	20	0	0	0	1	0	0	0	0	0	0	0	0	0	0.0	15	0.0
Garrett Klotz	F	40	1	4	5	-11	119	0	0	0	0	0	0	0	0	0	0	0	0	0	0.0	30	3.3
Nick Zappia	F	9	0	5	5	5	0	0	0	0	0	0	0	0	0	0	0	0	0	0	0.0	17	0.0
Taylor Stefishen	F	11	3	1	4	-7	20	1	1	0	0	0	0	0	0	1	0	0	0	0	0.0	17	17.6
Garrett Ladd	F	16	2	2	4	-6	2	0	0	0	0	0	1	0	0	0	0	0	0	0	0.0	27	7.4
Josh Chapman	D	17	0	4	4	4	42	0	0	0	0	0	0	0	0	0	0	0	0	0	0.0	8	0.0
Nick Tuzzolino	D	8	3	0	3	5	4	0	0	0	0	0	1	1	0	0	0	0	0	0	0.0	33	9.1
Darcy Murphy	F	8	2	1	3	4	6	0	0	0	0	0	0	1	0	0	0	0	0	0	0.0	9	22.2
Steven McParland	F	4	1	2	3	5	0	0	0	1	0	0	0	0	0	0	0	0	0	0	0.0	14	7.1
Tyler Gjurich	F	4	0	3	3	1	4	0	0	0	0	0	0	0	0	0	0	1	1	1	100.0	14	0.0
Matt Prapavassis	D	7	0	2	2	0	2	0	2	0	0	0	0	0	0	0	0	0	0	0	0.0	15	0.0
Will Kessel	F	2	0	1	1	0	4	0	0	0	0	0	0	0	0	0	0	0	0	0	0.0	2	0.0
Matt Harlow	F	6	0	1	1	1	0	0	0	0	0	0	0	0	0	0	0	0	0	0	0.0	5	0.0
Daniel Gentzler	F	7	0	1	1	-3	5	0	0	0	0	0	0	0	0	0	0	0	0	0	0.0	8	0.0
Joe Houk	D	7	0	1	1	-5	2	0	0	0	1	0	0	0	0	0	0	0	0	0	0.0	2	0.0
Blake Hietala	F	11	0	1	1	-9	2	0	0	0	0	0	0	0	0	0	0	0	0	0	0.0	18	0.0
Shane Owen (total)	G	47	0	1	1	0	4	0	1	0	0	0	0	0	0	0	0	0	0	0	0.0	0	0.0
ELM	G	13	0	1	1	0	0	0	1	0	0	0	0	0	0	0	0	0	0	0	0.0	0	0.0
Evan Moore	D	1	0	0	0	-2	0	0	0	0	0	0	0	0	0	0	0	0	0	0	0.0	0	0.0
Brad Richard	D	2	0	0	0	-2	2	0	0	0	0	0	0	0	0	0	0	0	0	0	0.0	4	0.0
Alain Valiquette	G	2	0	0	0	0	0	0	0	0	0	0	0	0	0	0	0	0	0	0	0.0	0	0.0
Phil Bronner	F	3	0	0	0	0	0	0	0	0	0	0	0	0	0	0	0	0	0	0	0.0	6	0.0
Sean Rudy	D	3	0	0	0	-2	0	0	0	0	0	0	0	0	0	0	0	0	0	0	0.0	2	0.0
Taylor Love	D	4	0	0	0	0	2	0	0	0	0	0	0	0	0	0	0	0	0	0	0.0	3	0.0
Ryan Patsch	F	4	0	0	0	-1	5	0	0	0	0	0	0	0	0	0	0	0	0	0	0.0	4	0.0
Alex Vazzano	G	5	0	0	0	0	0	0	0	0	0	0	0	0	0	0	0	0	0	0	0.0	0	0.0
Sam Marotta	G	6	0	0	0	0	0	0	0	0	0	0	0	0	0	0	0	0	0	0	0.0	1	0.0
Travis Fullerton	G	13	0	0	0	0	0	0	0	0	0	0	0	0	0	0	0	0	0	0	0.0	0	0.0
C.J. Motte	G	42	0	0	0	0	6	0	0	0	0	0	0	0	0	0	0	0	0	0	0.0	0	0.0

BENCH		72	6				14															6	
TOTALS		72	206	350	550	-25	934	37	72	9	12	31	26	18	3	8	5	10	26	6	38.5	2330	8.6



ELMIRA JACKALS 2016-17 REGULAR SEASON STATISTICS



2015-16 REGULAR SEASON STATISTICS

GOALIE	GP	MINS	W	L	OTL	SOL	SO	EN	GA	GAA	SOGP	SOW	SOL	SOGA	SOA	SO%	SA	SVS	SV%
Shane Owen (total)	47	2714	22	22	0	1	2	9	112	2.48	3	2	1	2	12	0.833	1378	1266	.919
ELM	13	783	9	3	0	1	1	1	30	2.30	1	0	1	1	5	.800	406	376	.926
C.J. Motte	42	2292	15	22	1	1	2	7	108	2.83	5	4	1	4	15	.733	1204	1096	.910
Niklas Lundstrom	13	657	8	3	0	0	1	0	32	2.92	2	2	0	0	5	1.000	449	417	.929
Alain Valiquette	2	96	1	0	0	0	0	0	5	3.13	0	0	0	0	0	.000	57	52	.912
Sam Marotta	6	266	3	1	0	0	0	1	14	3.15	0	0	0	0	0	.000	131	117	.893
Alex Vazzano	5	250	1	1	2	0	0	0	14	3.37	0	0	0	0	0	.000	143	129	.902
EMPTY NET		30							9								9		
TOTALS	72	4344	37	30	3	2	4	9	212	2.91	8	6	2	5	25	.800	2399	2187	.912



ELMIRA JACKALS 2016-17

ELMIRA TEAM RECORDS



2015-16 TEAM RESULTS

DATE:	VISITING TEAM:	HOME TEAM:
Fri, Oct. 16, 2015	Adirondack 4	at Elmira 1 Final
Sat, Oct. 17, 2015	Brampton 2	at Elmira 4 Final
Fri, Oct. 23, 2015	Reading 5	at Elmira 1 Final
Sat, Oct. 24, 2015	Elmira 7	at Reading 2 Final
Wed, Oct. 28, 2015	Elmira 3	at Reading 8 Final
Fri, Oct. 30, 2015	Orlando 3	at Elmira 4 Final OT
Sat, Oct. 31, 2015	Manchester 4	at Elmira 2 Final
Fri, Nov. 6, 2015	Elmira 2	at S. Carolina 0 Final
Sat, Nov. 7, 2015	Elmira 1	at S. Carolina 4 Final
Tue, Nov. 10, 2015	Elmira 4	at Norfolk 3 Final
Fri, Nov. 13, 2015	Norfolk 4	at Elmira 1 Final
Sat, Nov. 14, 2015	Brampton 4	at Elmira 1 Final
Wed, Nov. 18, 2015	Elmira 2	at Manchester 1 Final
Fri, Nov. 20, 2015	Elmira 5	at Reading 4 Final
Sat, Nov. 21, 2015	Reading 4	at Elmira 5 Final
Wed, Nov. 25, 2015	Elmira 1	at Adirondack 2 Final
Sat, Nov. 28, 2015	Adirondack 4	at Elmira 5 Final SO
Sun, Nov. 29, 2015	Elmira 5	at Brampton 2 Final
Wed, Dec. 2, 2015	Kalamazoo 1	at Elmira 4 Final
Fri, Dec. 4, 2015	Kalamazoo 3	at Elmira 2 Final
Sat, Dec. 5, 2015	Kalamazoo 1	at Elmira 3 Final
Sun, Dec. 6, 2015	Elmira 3	at Wheeling 2 Final SO
Wed, Dec. 9, 2015	Norfolk 3	at Elmira 4 Final
Fri, Dec. 11, 2015	Manchester 1	at Elmira 2 Final SO
Sat, Dec. 12, 2015	Norfolk 0	at Elmira 4 Final
Wed, Dec. 16, 2015	Elmira 6	at Adirondack 4 Final
Fri, Dec. 18, 2015	Elmira 5	at Reading 2 Final
Sat, Dec. 19, 2015	Elmira 0	at Reading 2 Final
Sat, Dec. 26, 2015	Reading 4	at Elmira 0 Final
Wed, Dec. 30, 2015	Elmira 2	at Toledo 1 Final
Thu, Dec. 31, 2015	Elmira 3	at Kalamazoo 5 Final
Sat, Jan. 2, 2016	Elmira 5	at Kalamazoo 4 Final
Sun, Jan. 3, 2016	Elmira 1	at Toledo 4 Final
Fri, Jan. 8, 2016	Manchester 6	at Elmira 1 Final
Sat, Jan. 10, 2016	Manchester 4	at Elmira 1 Final
Thu, Jan. 14, 2016	Norfolk 4	at Elmira 1 Final

DATE:	VISITING TEAM:	HOME TEAM:
Fri, Jan. 15, 2016	Reading 4	at Elmira 0 Final
Sun, Jan. 17, 2016	Adirondack 1	at Elmira 0 Final
Mon, Jan. 18, 2016	Brampton 1	at Elmira 2 Final SO
Fri, Jan. 22, 2016	Elmira 2	at Norfolk 3 Final OT
Sat, Jan. 23, 2016	Elmira 3	at Norfolk 2 Final
Wed, Jan. 27, 2016	Reading 7	at Elmira 5 Final
Fri, Jan. 29, 2016	Wheeling 4	at Elmira 1 Final
Sat, Jan. 30, 2016	Wheeling 3	at Elmira 4 Final SO
Sat, Feb. 6, 2016	Elmira 2	at Manchester 4 Final
Sun, Feb. 7, 2016	Elmira 5	at Manchester 4 Final
Tue, Feb. 9, 2016	Elmira 8	at Adirondack 0 Final
Fri, Feb. 12, 2016	Elmira 1	at Florida 2 Final SO
Sat, Feb. 13, 2016	Elmira 2	at Florida 4 Final
Sun, Feb. 14, 2016	Elmira 3	at Orlando 4 Final OT
Wed, Feb. 17, 2016	Wheeling 3	at Elmira 2 Final OT
Fri, Feb. 19, 2016	Adirondack 1	at Elmira 2 Final SO
Sat, Feb. 20, 2016	Adirondack 3	at Elmira 1 Final
Sun, Feb. 21, 2016	Elmira 2	at Manchester 3 Final
Fri, Feb. 26, 2016	Reading 5	at Elmira 3 Final
Sat, Feb. 27, 2016	Elmira 7	at Wheeling 4 Final
Sun, Feb. 28, 2016	Elmira 3	at Wheeling 1 Final
Fri, Mar. 4, 2016	Elmira 5	at Brampton 1 Final
Sun, Mar. 6, 2016	Elmira 3	at Brampton 2 Final
Thu, Mar. 10, 2016	Elmira 0	at Adirondack 0 Final
Fri, Mar. 11, 2016	Adirondack 2	at Elmira 4 Final
Sun, Mar. 13, 2016	Elmira 1	at Manchester 3 Final
Wed, Mar. 16, 2016	Norfolk 5	at Elmira 2 Final
Fri, Mar. 18, 2016	Manchester 2	at Elmira 4 Final
Sat, Mar. 19, 2016	Manchester 3	at Elmira 4 Final OT
Fri, Mar. 25, 2016	Brampton 2	at Elmira 5 Final
Sat, Mar. 26, 2016	Brampton 3	at Elmira 1 Final
Mar, Mar. 29, 2016	Elmira 3	at Reading 2 Final OT
Fri, Apr. 1, 2016	Elmira 3	at Brampton 4 Final SO
Tue, Apr. 5, 2016	Elmira 6	at Adirondack 4 Final
Fri, Apr. 8, 2016	Elmira 1	at Brampton 2 Final
Sat, Apr. 9, 2016	Brampton 5	at Elmira 3 Final



MEDIA INFORMATION





TEAM	CONTACT	PHONE	EMAIL
 ANAHEIM DUCKS	Alex Gilchrist Steve Hoem Keren Lynch	714-940-2911 714-940-2909 714-940-2890	agilchrist@anaheimducks.com shoem@anaheimducks.com klynch@anaheimducks.com
 ARIZONA COYOTES	Richard Nairn Greg Dillard Jeffrey Sanders	623-772-3249 623-772-3306 623-772-3727	rich.nairn@arizonacoyotes.com greg.dillard@arizonacoyotes.com jeffrey.sanders@arizonacoyotes.com
 BOSTON BRUINS	Matt Chmura Eric Tosi Heidi Holland Travis Basciotta Sarah McMahon	617-624-1913 617-624-1935 617-624-1909 617-624-1211 617-624-1967	mchmura@bostonbruins.com etosi@bostonbruins.com hholland@bostonbruins.com tbasciotta@bostonbruins.com smcmahon@bostonbruins.com
 BUFFALO SABRES	Chris Bandura Ian Ott Chris Dierken	716-844-4515 716-855-4484 716-855-4562	chris.bandura@sabres.com ian.ott@sabres.com chris.dierken@sabres.com
 CALGARY FLAMES	Peter Hanlon Sean Kelso Greger Buer Kelsey McCay	403-777-3684 403-777-1387 403-777-5344 403-777-3680	phanlon@calgaryflames.com skelso@calgaryflames.com gbuer@calgaryflames.com kmccay@calgaryflames.com
 CAROLINA HURRICANES	Mike Sundheim Kyle Hanlin Kirsten Brierley	919-861-5477 919-861-5429 919-861-7148	mikes@carolinahurricanes.com kyleh@carolinahurricanes.com kirstenb@carolinahurricanes.com
 CHICAGO BLACKHAWKS	Adam Rogowin Meghan Bower John Steinmiller Nate Haeni Will Chukerman	312-455-7025 312-455-7024 312-455-7048 312-455-7049 312-455-7179	arogowin@chicagoblackhawks.com mbower@chicagoblackhawks.com jsteinmiller@chicagoblackhawks.com nhaeni@chicagoblackhawks.com wchukerman@chicagoblackhawks.com
 COLORADO AVALANCHE	Jean Martineau Brendan McNicholas Ryan Boulding Ron Knabenbauer	303-405-6005 303-405-6010 303-405-6030 303-405-6006	jean.martineau@coloradoavalanche.com brendan.mcnicholas@coloradoavalanche.com ryan.boulding@coloradoavalanche.com ron.knabenbauer@coloradoavalanche.com
 COLUMBUS BLUE JACKETS	Todd Sharrock Karen Davis Glenn Odebralski	614-246-4157 614-246-4310 614-246-0288	tsharrock@bluejackets.com kdavis@bluejackets.com godebralski@bluejackets.com





MEDIA INFORMATION

2016-17 NHL PR DIRECTORY



TEAM	CONTACT	PHONE	EMAIL
 DALLAS STARS	Tom Holy	214-387-5633	tholy@dallasstars.com
	Joe Calvillo	214-387-5557	jcalvillo@dallasstars.com
	Ben Fromstein	214-387-5551	bfromstein@dallasstars.com
 DETROIT RED WINGS	Todd Beam	313-471-7537	todd.beam@hockeytown.com
	Kyle Kujawa	313-471-7518	kyle.kujawa@hockeytown.com
	Alex DiFilippo	313-471-7531	alex.difilippo@hockeytown.com
 EDMONTON OILERS	J.J. Hebert	780-409-5859	jhebert@edmontonoilers.com
	Shawn May	780-409-5858	smay@edmontonoilers.com
	Andre Brin	780-224-8139	abrin@edmontonoilers.com
 FLORIDA PANTHERS	Adelyn Biedenbach	954-835-7207	biedenbacha@floridapanthers.com
	Mike Lewis	954-835-7722	lewism@floridapanthers.com
	Chrissy Parente	954-835-7714	parentec@floridapanthers.com
 LOS ANGELES KING	Michael Altieri	310-535-4545	maltieri@lakings.com
	Jeff Moeller	310-535-4544	jmoeller@lakings.com
	Mike Kalinowski	310-535-4515	mkalinowski@lakings.com
	Eddie Fischermann	310-535-4433	efischermann@lakings.com
 MINNESOTA WILD	Aaron Sickman	651-602-6009	asickman@wild.com
	Carly Peters	651-602-6034	cpeters@wild.com
	Megan Kogut	651-312-3439	mkogut@wild.com
	Kathy Ross	651-602-5736	kross@wild.com
 MONTREAL CANADIENS	Donald Beauchamp	514-989-2803	dbeauchamp@canadiens.com
	Dominick Saillant	514-989-2760	dsaillant@canadiens.com
	Carl Lavigne	514-989-2837	clavigne@canadiens.com
	Francois Marchand	514-989-2746	fmarchand@canadiens.com
	Sylvie Lambert	514-989-2829	slambert@canadiens.com
 NASHVILLE PREDATORS	Kevin Wilson	615-770-2335	kwilson@nashvillepredators.com
	Brian Verdi	615-770-2380	bverdi@nashvillepredators.com
	Natalie Aronson	615-770-2347	naronson@nashvillepredators.com
	Brooks Bratten	615-770-2293	bbratten@nashvillepredators.com
 NEW JERSEY DEVILS	Pete Albietz	973-757-6118	palbietz@newjerseydevils.com
	James Stolfi	973-757-6137	jstolfi@newjerseydevils.com





TEAM	CONTACT	PHONE	EMAIL
 NEW YORK ISLANDERS	Kimber Auerbach	516-501-6841	kimber.auerbach@newyorkislanders.com
	Jesse Eisenberg	516-501-6761	jesse.eisenberg@newyorkislanders.com
	Kelly Keogh	630-824-8953	kelly.keogh@newyorkislanders.com
 NEW YORK RANGERS	John Rosasco	212-465-6498	john.rosasco@msg.com
	Ryan Nissan	212-465-5965	ryan.nissan@msg.com
	Lindsay Ganghamer	212-465-6487	lindsay.ganghamer@msg.com
	Michael Rappaport	212-465-6472	michael.rappaport@msg.com
 OTTAWA SENATORS	Brian Morris	613-599-0289	morrisb@ottawasenators.com
	Chris Moore	613-599-0326	moorec@ottawasenators.com
	Brett Varey	613-599-0261	vareyb@ottawasenators.com
 PHILADELPHIA FLYERS	Zack Hill	215-389-9437	zhill@comcast-spectacor.com
	Joe Siville	215-389-9493	jsiville@comcast-spectacor.com
	Brian Smith	215-952-5780	bsmith@comcast-spectacor.com
	Sarah Fergus	215-389-9421	sfergus@comcast-spectacor.com
 PITTSBURGH PENGUINS	Tom McMillan	412-255-1828	tcmillan@pittsburghpenguins.com
	Jennifer Bullano	412-255-1777	jbullano@pittsburghpenguins.com
	Jason Seidling	412-255-1804	eheasley@pittsburghpenguins.com
	Morgan Gallagher	412-255-1809	mgallagher@pittsburghpenguins.com
 SAN JOSE SHARKS	Scott Emmert	408-999-5713	semmert@sharkssports.net
	Ben Guerrero	408-999-5711	bguerrero@sharkssports.net
	Ryan Stenn	408-999-5705	rstenn@sharkssports.net
	Joanna Schimmel	408-999-6842	jschimmel@sharkssports.net
	Nick Carrillo	408-999-6829	ncarrillo@sharkssports.net
 ST. LOUIS BLUES	Mike Caruso	314-622-2577	mcaruso@stlblues.com
	Dan O'Neill	314-622-5401	doneill@stlblues.com
	Rich Jankowski	314-622-2522	rjankowski@stlblues.com
 TAMPA BAY LIGHTNING	Bill Wickett	813-301-6875	bwickett@amaliearena.com
	Trevor Van Knotsenburg	813-301-6826	tvkotsenburg@amaliearena.com
	Brian Breseman	813-301-6871	bbreseman@amaliearena.com
	Bryan Burns	813-301-6575	bburns@amaliearena.com
	Matt Sammon	813-301-6786	msammon@amaliearena.com



TEAM	CONTACT	PHONE	EMAIL
 TORONTO MAPLE LEAFS	Steve Keogh Scott McNaughton Ian Meagher Chris Lund	416-815-5761 416-815-5785 416-815-5704 416-815-3451	skeogh@torontomapleleafs.com smcnaughton@torontomapleleafs.com imeagher@torontomapleleafs.com clund@torontomapleleafs.com
 VANCOUVER CANUCKS	Chris Brumwell Ben Brown Stephanie Maniago Alfred De Vera	604-899-4623 604-899-4609 604-899-4622 604-899-4620	chris.brumwell@canucks.com ben.brown@canucks.com stepahnie.maniago@canucks.com alfred.devera@canucks.com
 WASHINGTON CAPITALS	Sergey Kocharov Pace Sagester Megan Eichenberg	202-266-2356 202-266-2357 202-266-2310	skocharov@washcaps.com psagester@washcaps.com meichenberg@washcaps.com
 WINNIPEG JETS	Scott Brown Keegan Goodrich Scott Unger	204-926-5570 204-926-5584 204-926-5849	sbrown@winnipegjets.com kgoodrich@winnipegjets.com sunger@winnipegjets.com





AMERICAN HOCKEY LEAGUE
2016-17 PUBLIC RELATIONS CONTACT DIRECTORY



<p>ALBANY DEVILS 51 South Pearl Street Albany, NY 12207 Tel. 518-433-8457 PR: Kevin Zalaznik (518) 433-8457 Josh Heller (518) 433-8457 Affiliation: New Jersey Devils</p>	<p>BAKERSFIELD CONDORS 1001 Truxtun Avenue Bakersfield, CA 93301 Tel. (661) 324-7825 PR: Kevin Bartl (x205) Ryan Holt (x213) Affiliation: Edmonton Oilers</p>	<p>BINGHAMTON SENATORS 1 Stuart Street, 3rd floor Binghamton, NY 13901 Tel. 607-722-7367 PR: Rob Lippolis (x315) Affiliation: Ottawa Senators</p>	<p>BRIDGEPORT SOUND TIGERS 600 Main Street Bridgeport, CT 06604 Tel. 203-334-4625 PR: Alan Fuehring (203) 345-4824 Affiliation: New York Islanders</p>
<p>CHARLOTTE CHECKERS 210 E. Trade Street, Suite E480 Charlotte, NC 28202 Tel. 704-342-4423 PR: Paul Branecky (704) 940-4086 Nick Niedzielski (704) 940-4089 Affiliation: Carolina Hurricanes</p>	<p>CHICAGO WOLVES 2301 Ravine Way Glenview, IL 60025 Tel. 847-724-4625 PR: Lindsey Willhite (847) 832-1964 Jasmine Grotto (847) 832-1965 Affiliation: St. Louis Blues</p>	<p>CLEVELAND MONSTERS One Center Ice Cleveland, OH 44115 Tel. 216-429-0000 PR: Pam Frasco (216) 420-2213 Tony Brown (216) 420-2534 Affiliation: Columbus Blue Jackets</p>	<p>GRAND RAPIDS GRIFFINS 130 W. Fulton, Suite 111 Grand Rapids, MI 49503 Tel. 616-774-4585 PR: Randy Cleves (616) 988-0246 Jason Pearson (616) 988-0247 Affiliation: Detroit Red Wing</p>
<p>HARTFORD WOLF PACK One Civic Center Plaza Hartford, CT 06103 Tel. 860-249-6333 PR: Bob Crawford (860) 541-4791 Affiliation: New York Rangers</p>	<p>HERSHEY BEARS 550 West Hersheypark Drive Hershey, PA 17033 Tel. 717-534-3380 PR: Kaylee Dugan (717) 520-5158 Affiliation: Washington Capitals</p>	<p>IOWA WILD 730 Third Street Des Moines, IA 50309 Tel. 515-564-8700 PR: Josh Fisher (515) 564-8712 Affiliation: Minnesota Wild</p>	<p>LEHIGH VALLEY PHANTOMS 701 Hamilton Street Allentown, PA 18101 Tel. 610-224-4625 PR: Dan Fremuth (484) 273-4571 Affiliation: Philadelphia Flyers</p>
<p>MANITOBA MOOSE 3969 Portage Avenue Winnipeg, MB R3K 1W4 Tel. (204) 987-7825 PR: Daniel Flnk (204) 926-5769 Affiliation: Winnipeg Jets</p>	<p>MILWAUKEE ADMIRALS 510 W. Kilbourn Avenue Milwaukee, WI 53203 Tel. 414-227-0550 PR: Charlie Larson (414) 227-0807 Affiliation: Nashville Predators</p>	<p>ONTARIO REIGN 901 Via Piemonte, Suite 370 Ontario, CA 91764 Tel. (909) 941-7825 PR: Joey Zakrzewski (909) 204-5507 Affiliation: Los Angeles Kings</p>	<p>PROVIDENCE BRUINS 1 LaSalle Square Providence, RI 02903 Tel. 401-273-5000 PR: Nathan Roberts (401) 680-4734 Blair Carroll (401) 680-4724 Affiliation: Boston Bruins</p>
<p>ROCHESTER AMERICANS 1 War Memorial Square Rochester, NY 14614 Tel. 585-454-5335 PR: Warren Kosel (585) 286-9928 Affiliation: Buffalo Sabres</p>	<p>ROCKFORD ICEHOGS 300 Elm Street Rockford, IL 61101 Tel. 815-986-6465 PR: Bob Mills (815) 420-5555x373 Affiliation: Chicago Blackhawks</p>	<p>SAN ANTONIO RAMPAGE One AT&T Center San Antonio, TX 78219 Tel. 210-444-5000 PR: Ashleigh Pannell (210) 387-0755 Dan Weiss (210) 444-5878 Affiliation: Colorado Avalanche</p>	<p>SAN DIEGO GULLS 7676 Hazard Center Dr, Suite 1075 San Diego, CA 92108 Tel. (619) 359-4700 PR: Steven Brown (619) 359-4704 Affiliation: Anaheim Ducks</p>
<p>SAN JOSE BARRACUDA 525 West Santa Clara Street San Jose, CA 95113 Tel. (408) 977-4747 PR: Nick Nollenberger (831) 227-5953 Affiliation: San Jose Sharks</p>	<p>SPRINGFIELD Thunderbirds 45 Bruce Landon Way Springfield, MA 01103 Tel. (413) 739-4625 PR: Ryan Smith (413) 417-2298 Affiliation: Florida Panthers</p>	<p>ST. JOHN'S ICECAPS P.O. Box 1880, Station C St. John's, NL A1C 5R4 Tel. 709-576-2277 PR: David Salter (709) 576-2648 Geneva Hayward (709) 576-2753 Affiliation: Montreal Canadiens</p>	<p>STOCKTON HEAT 248 West Fremont Street Stockton, CA 95203 Tel. (209) 373-1500 PR: Brandon Kisker (513) 885-6233 Dustin Cowell (916) 531-0038 Affiliation: Calgary Flames</p>
<p>SYRACUSE CRUNCH 800 South State Street Syracuse, NY 13202 Tel. 315-473-4444 PR: Megan Cahill (x21) Affiliation: Tampa Bay Lightning</p>	<p>TEXAS STARS 2100 Avenue of the Stars Cedar Park, TX 78613 Tel. 512-467-8277 PR: Brien Rea (512) 600-5016 Affiliation: Dallas Stars</p>	<p>TORONTO MARLIES 45 Manitoba Drive Toronto, ON M6K 3C3 Tel. 416-263-3900 PR: Colin McBride (647) 982-6522 Affiliation: Toronto Maple Leafs</p>	<p>TUCSON ROADRUNNERS 175 W. Broadway Blvd. Tucson, AZ 85701 PR: Tom Callahan (615) 915-8142 Affiliation: Arizona Coyotes</p>
<p>UTICA COMETS 400 Oriskany Street W. Utica, NY 13502 Tel. 315-790-9070 PR: Mark Caswell (315) 794-8144 Andy Zilch (314) 809-9949 Affiliation: Vancouver Canucks</p>	<p>W-B/SCRANTON PENGUINS 40 Coal Street Wilkes-Barre, PA 18702 Tel. 570-208-7367 PR: Mike O'Brien (570) 208-5421 Nick Hart (570) 907-3606 Affiliation: Pittsburgh Penguins</p>	<p>AMERICAN HOCKEY LEAGUE One Monarch Place Springfield, MA 01144 Tel. 413-781-2030 PR: Jason Chaimovitch (413) 495-1027 Emily Aasand (413) 495-1029</p>	





ECHL

Joe Babik
Director of Communications
jbabik@echl.com
(609) 452-0770, x-16

ECHL TEAMS

ADIRONDACK THUNDER

Zach Dooley
Director of Communications
zdooley@echlthunder.com
(518) 480-3355, x-306

ALASKA ACES

Kurt Hauder
Director of Media Relations/Broadcaster
kurt@alaskaaces.com
(907) 375-6822

ALLEN AMERICANS

Tommy Daniels
Director of Communications/Broadcasting
tommy@allenamericans.com
(972) 912-9014

ATLANTA GLADIATORS

Christi Johnson
Senior Director of Digital, Media & Game Ops
cjohnson@atlantagladiators.com
(770) 497-5118

BRAMPTON BEAST

Chris Ballard
Public Relations Coordinator
cballard@bramptonbeast.com
(906) 564-1684 x-210

CINCINNATI CYCLONES

Everett Fitzhugh
Director of Public Relations/Broadcasting
efitzhugh@usbankarena.com
(513) 421-1342

COLORADO EAGLES

Kevin McGlue
Director of Media Relations/Broadcaster
kmcglue@coloradoeagles.com
(970) 686-7468

ELMIRA JACKALS

Jared Abbott
Director of Broadcasting/Media Relations
jared@firststarena.com
(607) 734-7825

EVANSVILLE ICEMEN

John Peterson
Director of Broadcasting/Media Relations
jpeterson@evansvilleicemen.com
(812) 463-6129

ECHL TEAMS

FLORIDA EVERBLADES

Alex Reed
Manager of Public Relations/Broadcasting
alexr@floridaeverblades.com
(239) 948-7825, x-1024

FORT WAYNE KOMETS

Chuck Bailey
Vice President of Communications
chuck@komets.com
(260) 483-0011

GREENVILLE SWAMP RABBITS

Brian Tosti
Media Relations Manager/Broadcaster
btosti@swamprabbits.com
(864) 250-4959

IDAHO STEELHEADS

Brian McCormack
Director of Broadcasting/Media Relations
Brian.mccormack@idahosteelheads.com
(208) 472-2119

INDY FUEL

Brent Hollerud
Director of Marketing
bhollerud@indyfuelhockey.com
(317) 608-2689

KALAMAZOO WINGS

Joe Roberts
Director of Public Relations/Broadcaster
jroberts@kwings.com
(269) 226-0389

MANCHESTER MONARCHS

Matt Johnson
Manager of Public Relations
mjohnson@manchestermonarchs.com
(603) 626-7825, x-6105

MISSOURI MAVERICKS

Ray Schmitt
Director of Communications
rschmitt@missourimavericks.com
(816) 777-0047

NORFOLK ADMIRALS

Walt Ruff
Director of Communications
walt@norfolkadmirals.com
(757) 640-1212, x-12

ORLANDO SOLAR BEARS

Jesse Liebman
Director of Public Relations and Broadcasting
jliebman@orlandosolarbearshockey.com
(407) 951-8200

ECHL TEAMS

QUAD CITY MALLARDS

Brian Lavelle
Director of Communications/Broadcaster
blavelle@myqcmallards.com
(309) 277-1344

RAPID CITY RUSH

Mark Binetti
Director of Media Relations/Broadcaster
mark@rapidcityrush.com
(605) 716-7825

READING ROYALS

Mark Thompson
Broadcaster/Media Relations
mthompson@royalshockey.com
(610) 898-7215

SOUTH CAROLINA STINGRAYS

Zack Fisch
Director of Communications/Broadcaster
zfisch@stingrayshockey.com
(843) 744-2248, x-1203

TOLEDO WALLEYE

Andi Roman
Communications Director
aroman@mudhens.com
(419) 725-9252

TULSA OILERS

John Peterson
Broadcaster/Media Relations Director
john@tulsaoilers.com
(918) 632-7825

UTAH GRIZZLIES

Adrian Denny
VP, Communications/Broadcasting
adenny@utahgrizz.com
(801) 988-8017

WHEELING NAILERS

DJ Abisalih
Broadcaster/Director of Media Relations
djabisalih@wheelingnailers.com
(304) 234-4625

WICHITA THUNDER

Jason Mals
Director of Communications
jmals@wichitathunder.com
(316) 264-4625





PRINT

DEMOCRAT & CHRONICLE (Gannett Newspapers)

245 East Main St.
Rochester, NY 14614-2003
232-7100
www.democratandchronicle.com

Sports Desk: 258-2447
Sports Fax: 258-2776
News Fax: 258-2237
Steve Bradley (Sports Editor) 258-2569
Kevin Oklobzija 258-2277
Leo Roth 258-2764

The Messenger Post

73 Buffalo Street
Canandaigua, NY 14424-1085
394-0770

Sports Desk: 1-800-724-2099
Sports Fax: 394-4160
Contact: Bob Chavez

Batavia News

2 Apollo Drive
PO BOX 870
Batavia, NY 14020

Sports Desk: (716) 343-8000 ext. 131
Sports Fax: (716) 345-1632

Sports and Leisure Magazine

469 Virginia Street
Buffalo, NY 14202

Phone: (716) 876-2738
Fax: (716) 874-8289

RADIO

WBEE 92.5-FM, WCMF 96.5-FM, WPXY 97.9-FM, WBZA 98.9-FM

High Falls Studio
70 Commercial Street
Rochester, NY 14614

Phone: 423-2900
Fax: 423-2947
Contact: Steve Hausmann, Mike Danger, Pat Duffy, Sandy Waters

WBUR 90.5 FM

2596 Baird Road
Penfield, NY 14526

Phone: 381-4353
Fax: 419-8191
Contact: Joe Juisto

95.7 ESPN RADIO ROCHESTER

High Falls Studio
70 Commercial Street
Rochester, NY 14614

Phone: 423-2900
Fax: 423-2947
Contact: Mike Danger, Gene Battaglia

WHAM 1180-AM, WHTK 1280-AM, Radio 95.1-FM, The Drive 100.5-FM, Sunny 102-FM, 106.7-FM KISS-FM, The Bull 107.3-FM, FOX Sports 1280 Rochester

PO BOX 40400
Rochester, NY 14604

Phone: 454-4884
Fax: 262-2334
Contact: J.P Hastings, John DiTullio, Paulie Guglielmo, Phil Mercado

WYSL 1040-AM

5620 South Lima Road
Avon, NY 14414

Phone: 346-3000
Fax: 346-0450
Contact: J.C. Delass

WXXI 1370-AM, 91.5-FM & 90.3-FM

280 State Street
PO Box 30021
Rochester NY 14603-3021

Phone: 325-7500 & 258-0200
Fax: 258-0339
Email: newsroom@wxxi.org
Contact: Peter Iglinski

WGR 550 Sports Radio

550 Corporate Parkway
Suite 200
Buffalo, NY 14226

Phone: (716) 803-0550
Fax: (716) 832-3080
Contact: Howard Simon, Jeremy White, Andrew Peters, Ryan Gates



TELEVISION

WROC TV-8 (CBS)

201 Humboldt Street
Rochester, NY 14610-1093

288-8400

Sports Phone:

288-2186

Sports Fax:

288-1505

Contacts:

Thad Brown (Sports Director)

Dan Fates

Prescott Rossi

Mark Gruba

News Producer:

WHEC TV-10 (NBC)

191 East Avenue
Rochester, NY 14610

546-5670

Sports Phone:

262-6236

Sports Fax:

546-6842

Contacts:

Rich Donnelly (Sports Director)

Breland Moore

Heather Monahan

News Producer:

13WHAM-TV (ABC) and WUHF TV-31 (FOX)

4225 W. Henrietta Road
Rochester, NY 14623

334-8700

Sports Phone:

334-4250

Sports Fax:

321-2291/334-8719

Contacts:

Mike Catalana (Sports Director)

Toby Motyka

Jenna Cottrell

Mike DiGiorgio

News Producer:

TIME WARNER CABLE NEWS (Sports)

71 Mt. Hope Avenue
Rochester, NY 14620

756-2424

Sports Phone:

756-1561

Sports Fax:

756-1673

Contacts:

Steve Arvan

TIME WARNER CABLE NEWS (Sports)

71 Mt. Hope Avenue
Rochester, NY 14620
756-2424

Phone:

756-1561

Fax:

756-1673

Contact:

Tom Carroll (Sports Director)

Kevin Carroll

Bob Gosney

Tim Irving

WBGT-TV (My 18)

1320 Buffalo Rd
Suite 111
Rochester, NY 14624

Phone:

235-1870

Fax:

235-0574

Email:

info@wbgtv.com

Contact:

Gary Sajdak

WXXI

280 State Street
Rochester, NY 14603

Phone:

325-7500

Fax:

258-0339

Email:

newsroom@wxxi.org

Contact:

Peter Ingliniski





AMERKS PUBLIC RELATIONS

WARREN KOSEL

Director of Public and Media Relations

Office: (585) 286-9928

Cell: (585) 415-7972

wkosel@amerks.com

REQUESTS -

Any hockey information pertaining to the Rochester Americans Hockey Club should be directed to the Amerks Communications Department, located at The Blue Cross Arena, One War Memorial Square, Rochester, NY 14614. The phone number is (585) 454-5335. Fax transmissions can be sent to (585) 454-3954.

CREDENTIALS -

Season credentials are available only to those media members who cover the team on a regular basis. Those who need media credentials for an individual game should contact **Warren Kosel** in the Amerks Public Relations department by 5:00 p.m. the day before a game, and by 5:00 p.m. on Friday before a Sunday game. All requests for individual game seating should be submitted by the publication editor using a professional email account. Furthermore, freelance photographers will be admitted on an assignment-only basis, which must come from the photo editor. Press box seats are filled on a space-available basis. Media credentials will be available two hours before game time.

MEDIA ENTRANCE-

The media pass gate is located in the atrium lobby of The Blue Cross Arena. Only media members will be allowed in that entrance. All tickets must be left at the Will Call window in the atrium.

MEDIA PARKING -

Parking is available in the surface lot on Court Street across from The Blue Cross Arena. There will be no free parking around the building. Television live trucks will be allowed to park on Court Street next to the loading dock, and will be able to feed lines into the building for live shots, both pre- and postgame.

TV LIVE SHOTS -

All requests for pre-game television live shots should be coordinated through the Amerks public relations department. All requests for a live shot must be made by NOON the day of the game, in order to make the necessary player arrangements for the interview.

MEDIA LOUNGE -

The Amerks' media lounge will open two hours before each game. It is located adjacent to the Riverside Lounge on the ice level of The Blue Cross Arena. Only media members, and team and league officials are allowed in the media lounge. Absolutely no family members or friends will be allowed in the press box. The public relations staff will strictly enforce this rule.

PRESS BOX -

To reach the press box from the pass gate, head to the double glass doors located past the ticket office area. Take the elevator to the fourth floor, where the press box is located. Only working media will have access to the press box.

An "unofficial" scoresheet will be available in the press box at the conclusion of each period and at the end of each game; the scoresheet will also be distributed in the dressing room after the game. Game notes are prepared each and every game and can be obtained in the media lounge and press box.

Phone lines and electrical outlets are available in the press box. Please contact the Amerks Communications Department if you have special needs prior to the game. The press box phone number is (585) 286-9959.

DRESSING ROOM -

Only credentialed media members will be allowed into the dressing rooms. The room will be opened 10 minutes after the game ends. Your cooperation is appreciated in maintaining a working atmosphere in the dressing rooms. No still photography will be allowed. The training room and equipment rooms are off-limits to the media.

LAMBERT POST-GAME PRESS CONFERENCE -

Amerks Head Coach Dan Lambert will be made available to the media in the press conference room, located directly across the hall from the Amerks' dressing room, immediately following formal player interviews. The locker room will be open to the media 10 minutes after each game for player availability.



MEDIA INFORMATION IMPORTANT DIRECTIONS



FROM THE ROCHESTER INTERNATIONAL AIRPORT TO THE BLUE CROSS ARENA:

390 North to 490 East. 490 East to Plymouth Avenue Exit. Turn Right at Plymouth Avenue to Broad Street. Left at Broad Street and The Blue Cross Arena is two blocks ahead at the corner of Broad Street and Exchange Street.

Address: The Blue Cross Arena, One War Memorial Square, Rochester, NY 14614. Phone: (585) 454-5335

FROM BUFFALO AND POINTS WEST:

I-90 East to Exit 47 (Leroy). 490 East to Plymouth Avenue Exit. Turn Right at Plymouth Avenue to Broad Street. Left at Broad Street and The Blue Cross Arena is two blocks ahead at the corner of Broad Street and Exchange Street.

FROM SYRACUSE AND POINTS EAST:

I-90 West to Exit 45 (Victor). 490 West to Clinton Avenue Downtown Exit. Turn Left at Court Street. Follow Court Street and The Blue Cross Arena is two blocks ahead at the corner of Court Street and Exchange Street.

BILL GRAY'S REGIONAL ICEPLEX (AMERKS' PRACTICE FACILITY) FROM BUFFALO

I-90 to Exit 46. Take 390 North to East Henrietta Road (Highway 15A) Exit. Follow East Henrietta one traffic light past Brighton-Henrietta Townline Road; turn Right at the light. Turn Right at the Monroe Community College signs; the complex is located towards the back of the campus. (716) 424-4625.

BILL GRAY'S REGIONAL ICEPLEX FROM ROCHESTER AND SURROUNDING AREA

From 590 South:

Take 590 South into 390 North. Get off at exit 16B (E. Henrietta Rd.). At the light, take a left and go down 1/4 mile. On your left hand side you will see the MCC Campus. Take any entrance in the Campus. Take Campus road either way. The Sports Centre is in the back corner

From 390 North:

Take 390 South to exit 16B (E. Henrietta Rd.). At the light, take a right and go down 1/4 mile. On your left hand side you will see the MCC Campus. Take any entrance in the Campus. Take Campus road either way. The Sports Centre is in the back corner

Address: Bill Gray's Regional Iceplex, 2700 Brighton-Henrietta Townline Road, Rochester, NY 14623. Phone: (585) 424-4625

TO FIRST NIAGARA CENTER FROM ROCHESTER:

I-90 West to toll booths in Buffalo (Exit 50). I-90 West to I-190 North (Exit 53) to downtown Buffalo. Exit toward Elm Street. Keep right at the fork and merge onto Seneca Street. Turn Right at the first light onto Michigan Avenue. Turn right onto Perry Street, and The First Niagara Center is on the left, located at the end of Washington Street.

Address: First Niagara Center, One Seymour Knox III Plaza, Buffalo, NY 14203. Phone: (716) 855-4100

TO HARBORCENTER (SABRES' PRACTICE FACILITY)

Take I-90 West to toll booths in Buffalo (Exit 50). I-90 West to I-190 North (Exit 53) to downtown Buffalo. Exit toward Elm Street. Keep right at the fork and merge onto Seneca Street. Turn Right at the first light onto Michigan Avenue. Turn right onto Perry Street, and HARBORCENTER is located directly on the opposite side of Washington Street across from First Niagara Center.

Address: 100 Washington Street, Buffalo, NY 14203. Phone: (716) 855-4767



THE BLUE CROSS ARENA AT THE ROCHESTER WAR MEMORIAL

The downtown Blue Cross Arena enters its 60th season as home of the storied American Hockey League Rochester Americans.

The Rochester War Memorial opened to the public on October 27, 1955, and has since hosted two AHL All-Star Games (1957, 2000), 16 Calder Cup Finals, one NLL All-Star Game and one NLL Final in its history.

In addition, the War Memorial hosted its first professional game for the National Basketball Association's Rochester Royals on November 5, 1955.

The first hockey game played in the War Memorial took place later that month as the Buffalo Bisons faced off against the Montreal Canadiens on November 21st. Montreal's Maurice "Rocket" Richard scored the first goal at the War Memorial 54 seconds into the first period.

The Rochester War Memorial became known as The Blue Cross Arena after its \$40 million renovation was completed during the 1998-99 season. During the 2002-03 season, the \$1.25 million Constellation Video Board was installed to add the crown jewel to the downtown entertainment center.

Besides hosting AHL and NLL games, the arena also hosts major college basketball games, cheerleading competitions, and youth lacrosse and hockey games.

IMPORTANT DATES IN THE HISTORY OF THE ROCHESTER WAR MEMORIAL & THE BLUE CROSS ARENA

- **November 21, 1955** - First goal ever scored at the Rochester War Memorial was by Maurice "Rocket" Richard only 54 seconds into the first period.
- **October 14, 1956** - The Amerks play their first home game at The War Memorial and tie Cleveland 2-2.
- **March 26, 1957** - The Amerks play in their first ever playoff game and beat the Providence Reds 1-0.
- **April 10, 1957** - The Rochester Americans host their first Calder Cup Finals.
- **October 6, 1957** - The Rochester War Memorial hosts its first of two AHL All-Star Games.
- **April 30, 1965** - The Amerks win their first Calder Cup Championship against the Hershey Bears, 6-2 in Game 5.
- **February 20, 1999** - The NLL All-Star game is played before a crowd of 9,070 at The Blue Cross Arena. The Canadians defeat the Americans 25-24 in overtime after a dramatic comeback by the Americans.
- **January 16 & 17, 2000** - The Blue Cross Arena hosts the Kodak AHL All-Star Classic. Team Canada beats PlanetUSA 8-3.
- **October 11, 2002** - The Blue Cross Arena unveils its \$1.25 million Constellation Video Scoreboard as the Amerks tie the Albany River Rats 2-2.
- **2003-04** - The Rochester Americans enter their 25th season as the Buffalo Sabres affiliate.
- **2005-06** - The Rochester Americans celebrate their historic 50th season.
- **June 19, 2008** - Curt Styres and Arrows Express Sports purchases the Rochester Americans and Rochester Knighthawks (NLL) from former owner Steve Donner. The Amerks also announce a three-year affiliation with the NHL's Florida Panthers.
- **February 21, 2010** - The Rochester Americans record their 2,000th franchise win, becoming just the second team in the American Hockey League and eighth overall in North American hockey history to capture the feat.
- **June 24, 2011** - The Rochester Americans are purchased by Buffalo Sabres owner Terry Pegula from Curt Styres, reuniting the two clubs who once shared a 29-year affiliation, the longest in professional hockey history.
- **October 9, 2015** - The Rochester Americans open their 60th American Hockey League season on home ice against the Lake Erie Monsters.



BUILDING TIMELINE

- 1880: Kimbal Tobacco Factory opens on the present site of the War Memorial. William Kimbal's wife disliked the dirty smokestack and instead placed a 21-foot statue of the Roman God of Commerce, Mercury, atop the building.
- 1905: The Kimbal Tobacco Factory closes and Cluet-Peabody & Co. take over the building. They begin manufacturing collars and shirts.
- 1924: The property is purchased by George Eastman and later left to the University of Rochester by Mr. Eastman for "municipal purposes." One plan proposed for an 8,000 seat Auditorium and Opera Hall, situated on the once tobacco factory site. The University later gives the property to the city. The site begins to operate as a City Hall Annex and public library.
- May 23, 1945: Plans for a grand Civic Center Arena are revived following World War II. The Rochester City Council directs a citizens committee to study, "the possibilities for constructing and financing such a memorial within the Civic Center."
- July 19, 1945: The committee concludes that the memorial should have enduring civic usefulness. Also the structure should be, "a living memorial rather than a mere commemorative monument." The committee recommends that the building contains an auditorium, sports arena, physical recreation facilities, meeting rooms, and display rooms, among other things. Estimate for construction, \$2.5 million.
- 1951: Kimbal Tobacco Factory is demolished for the construction of the War Memorial. The statue of Mercury is removed and placed into storage (until 1974).
- October 18, 1955: Rochester Community War Memorial opens for business. Total cost, \$7.5 million.
- 1974: The statue of Mercury, which once was located on the roof of the Kimbal Tobacco Factory, is reborn atop the West Group building where it still stands, across the street from its original home.
- March 13, 1996: Groundbreaking for a \$41 million renovation/expansion takes place, which includes luxury suites, increased concession stands, additional restrooms, fully functional banquet/meeting rooms, and larger capacity seating.
- July 24, 1998: Blue Cross Blue Shield and City officials announce the name of the renovated arena will be Blue Cross Arena at the War Memorial.
- September 19, 1998: Although the arena continued to function throughout the renovations, the Blue Cross Arena at the War Memorial officially reopens to the public during a formal ribbon cutting/rededication ceremony.
- October 11, 2002: The BCA unveils the \$1.25-million dollar Constellation Video Board. That night, Rochester ties the Albany River Rats 2-2.
- October 7, 2008: Owner and CEO Curt Styres and his sons, Wakeriat Bowhunter and Radowits Bowhunter, donate a bronze statue called "For Love of the Game" to The Blue Cross Arena and the City of Rochester.
- July 24, 1998: Blue Cross Blue Shield and City officials announce the name of the renovated arena will be Blue Cross Arena at the War Memorial.
- September 19, 1998: Although the arena continued to function throughout the renovations, the Blue Cross Arena at the War Memorial officially reopens to the public during a formal ribbon cutting/rededication ceremony.
- October 11, 2002: The BCA unveils the \$1.25-million dollar Constellation Video Board. That night, Rochester ties the Albany River Rats 2-2.
- October 7, 2008: Owner and CEO Curt Styres and his sons, Wakeriat Bowhunter and Radowits Bowhunter, donate a bronze statue called "For Love of the Game" to The Blue Cross Arena and the City of Rochester.
- October 13, 2011: The Amerks play their Home Opener of the 2011-12 season with new owner Terry Pegula in attendance. Prior to the game, more than 50 Amerks Alumni were recognized on the ice.



AMERKS 50TH ANNIVERSARY TEAM

The Rochester Americans All-Time Team was announced on October 7, 2005, prior to the Amerks opening their 50th season of play in the American Hockey League. A 13-member panel sorted through nearly 1,000 names and selected 24 players and two coaches for the 50th Anniversary Team. The committee was comprised of season ticket holders, print and electronic media personnel and Amerks management.

The team included two coaches, two goalies, six defenseman and 12 forwards. The historic club also featured defenseman Don Cherry, right wing Jim Jackson, and left wings Les Duff and Bob "Battleship" Kelly in the Role Players category. The final four players were recognized for their commitment and dedication to the team.

The Amerks also let the fans play a role, letting them select the starting lineup through in-arena and on-line balloting. The starting six included goalie Gerry Cheevers, defensemen Don Cherry and Al Arbour and forwards Jody Gage, Dick Gamble and Bronco Horvath.

HEAD COACH

SEASON

- 1. **Joe Crozier** 1963-68; 1983-84
- 2. **John Van Boxmeer** 1984-90; 1992-95

GOALTENDERS

SEASON

- 1. **Gerry Cheevers** 1961-65
- 2. **Bobby Perreault** 1956-57; 1962-63; 1965-66

DEFENSEMEN

SEASON

- 1. **Al Arbour** 1962-67
- 2. **Dave Fenyses** 1980-85; 1986-87
- 3. **Jim Hofford** 1984-90
- 4. **Don McSween** 1987-92
- 5. **Duane Rupp** 1963-67; 1975-77
- 6. **Darryl Sly** 1960-68; 1970-71; 1972-74

FORWARDS

SEASON

- 1. **Norm "Red" Armstrong** Right Wing 1962-71
- 2. **Gordie Clark** Right Wing 1974-78
- 3. **Mal Davis** Right Wing 1981-86
- 4. **Gerry Ehman** Right Wing 1960-67
- 5. **Dan Frawley** Right Wing 1990-93; 1995-98
- 6. **Jody Gage** Right Wing 1985-96
- 7. **Dick Gamble** Left Wing 1961-70
- 8. **Doug Gibson** Center 1974-77
- 9. **Bronco Horvath** Center 1956-57; 1962-69
- 10. **Scott Metcalfe** Left Wing 1987-91; 1993-98
- 11. **Geordie Robertson** Center 1979-85; 1988-89
- 12. **Chris Taylor** Center 1999-2006; 2009-2011

ROLE PLAYERS

- 1. **Don Cherry** Defense 1963-69; 1971-72
- 2. **Les Duff** Left Wing 1963-70
- 3. **Jim Jackson** Right Wing 1985-90
- 4. **Bob "Battleship" Kelly** Left Wing 1972-73




MEDIA INFORMATION TICKET INFORMATION



BOX OFFICE	Advance	Day of Game
100 Center Ice	\$26.00	\$28.00
200 Center Ice	\$24.00	\$26.00
100 Attack Zone	\$22.00	\$24.00
100 Value Zone	\$20.00	\$22.00
200 Corner Zone	\$16.00	\$18.00
200 End Zone	\$12.00	\$14.00

SEASON PACKAGES	Full Season (37 Games)	Half Season (19 Games)
100 Center Ice	\$592.00	\$361.00
200 Center Ice	\$555.00	\$342.00
100 Attack Zone	\$555.00	\$342.00
100 Value Zone	\$518.00	\$323.00
200 Corner Zone	\$481.00	\$304.00
200 End Zone	\$370.00	\$228.00



SEASON PER GAME	Full Season	Half Season	Freedom Pack (40+ Vouchers)	Double Major (30-39 Vouchers)	Major Pack (18-29 Vouchers)	Minor Pack (6-17 Vouchers)
100 Center Ice	\$16.00	\$19.00	\$16.00	\$17.00	\$18.00	\$19.00
200 Center Ice	\$15.00	\$18.00	\$16.00	\$17.00	\$18.00	\$19.00
100 Attack Zone	\$15.00	\$18.00	\$16.00	\$17.00	\$18.00	\$19.00
100 Value Zone	\$14.00	\$17.00	\$16.00	\$17.00	\$18.00	\$19.00
200 Corner Zone	\$13.00	\$16.00				
200 End Zone	\$10.00	\$12.00				

GROUPS	Groups (10-24 Tickets)	Groups (25-49 Tickets)	Groups (50-74 Tickets)	Groups (75-99 Tickets)	Groups (100+ Tickets)
100 Center Ice	\$20.00	\$19.00	\$18.00	\$17.00	\$16.00
200 Center Ice	\$19.00	\$18.00	\$17.00	\$16.00	\$15.00
100 Attack Zone	\$18.00	\$17.00	\$16.00	\$15.00	\$14.00
100 Value Zone	\$17.00	\$16.00	\$15.00	\$14.00	\$13.00
200 Corner Zone	\$16.00	\$15.00	\$14.00	\$13.00	\$12.00
Party Deck	\$24.00	\$20.00	\$18.00	\$16.00	\$14.00

AMERKS.COM/SEASONTICKETS